

FINAL SCORE



Duke

71



Florida State

57

March 02, 2025 • Donald L. Tucker Center

FINAL STATISTICS

FLORIDA STATE®

BASKETBALL

FINAL: NO.15/16 DUKE 71, NO. 24/24 FSU 57

- » Prior to the game, the Seminoles earned the No. 4 seed in the ACC Tournament, locking up the double-bye. FSU finished one spot higher than its project finish and was two spots better than 2024.
- » The Seminoles held Duke to 13 points in the second quarter, marking the 34th time this season the Noles held a team to under 15 points in a quarter
- » Makayla Timpson led the team with 25 points and eight rebounds. Against ranked opponents this season (No. 25 Cal, No. 13 North Carolina, No. 20 Georgia Tech, No. 3 Notre Dame, No. 15 Duke), Timpson averaged 17.5 points per game and 12.5 rebounds
- » Timpson has nine games this season scoring 20 points or more. She has played in 128 career games, ranking 14th in program history
- » Timpson has 1,659 points, just one shy of Tia Paschal in fifth place (1,660) on the FSU all-time career points list. She extended her career rebounds record to 1,066
- » Ta'Niya Latson extended her program record in career free throws made to 494

FSU STARTERS

Player	20-21	21-22	22-23	23-24	24-25	Tot
Ta'Niya Latson	-	-	31	33	26	90
Makayla Timpson	-	1	33	34	30	96
O'Mariah Gordon	-	20	2	34	28	83
*Malea Williams	0	3	4	31	19	55
Carla Viegas	-	-	-	0	17	17
^Sydney Bowles	-	-	29	1	15	44
Brianna Turnage	-	-	0	19	11	30
Amaya Bonner	-	-	-	1	3	2
Raiane Dos Santos	-	-	-	-	1	1

*At Cincinnati, ^ at Texas A&M

FSU TOP SCORERS

Player	PTS	FGM	FT	3PT	AST	REB
Makayla Timpson	25	11-19	3-3	0-0	1	8



Officials: Pualani Spurlock, Teresa Stuck, Jeff Wooten

Duke - 71 Record: 23-7 (14-4)

NO.	Name	Min	FG	3P	FT	Rebounds			Fouls		TP	AS	TO	ST	Blocks		+/-
			M-A	M-A	M-A	OR	DR	TOT	PF	FD					BS	BA	
12	Delaney Thomas	F 15:21	1-3	0-0	0-0	3	1	4	2	1	2	1	1	1	0	1	-7
3	Ashlon Jackson	G 33:11	4-13	2-7	4-4	0	6	6	1	3	14	4	0	0	0	1	11
4	Jadyn Donovan	G 31:53	0-2	0-0	0-0	2	5	7	0	0	0	1	1	0	2	0	16
22	Taina Mair	G 23:32	5-14	0-0	0-0	2	4	6	1	2	10	5	2	0	0	0	6
24	Reigan Richardson	G 22:47	2-9	0-5	2-2	1	0	1	4	1	6	0	1	0	1	0	3
35	Toby Fournier	24:39	11-15	0-0	6-8	2	4	6	2	5	28	0	1	1	0	0	21
5	Oluchi Okananwa	25:48	3-11	0-2	0-0	2	8	10	2	2	6	3	2	0	0	1	12
13	Jordan Wood	05:15	0-0	0-0	0-0	1	1	2	0	0	0	0	0	1	0	0	-3
15	Emma Koabel	02:19	1-1	0-0	0-0	1	0	1	0	0	2	0	0	0	0	0	1
2	Vanessa de Jesus	15:15	1-2	1-1	0-2	0	1	1	0	2	3	5	1	0	0	0	10
Team						5	2	7			0		0				
Totals			28-70	3-15	12-16	19	32	51	12	16	71	19	9	3	3	3	14

Technical Fouls: Okananwa 2nd 5:45

Shooting By Period		
1 st FG%	7-18	38.9%
3PT%	1-3	33.3%
FT%	4-4	100%
2 nd FG%	4-14	28.6%
3PT%	1-6	16.7%
FT%	4-6	66.7%
3 rd FG%	8-23	34.8%
3PT%	1-4	25.0%
FT%	0-0	0%
4 th FG%	9-15	60.0%
3PT%	0-2	0.0%
FT%	4-6	66.7%
GM FG%	28-70	40.0%
3PT%	3-15	20.0%
FT%	12-16	75.0%

Dead Ball Rebounds: 2, 0

Florida State - 57 Record: 23-7 (13-5)

NO.	Name	Min	FG	3P	FT	Rebounds			Fouls		TP	AS	TO	ST	Blocks		+/-
			M-A	M-A	M-A	OR	DR	TOT	PF	FD					BS	BA	
21	Makayla Timpson	F 35:00	11-19	0-0	3-3	2	6	8	3	4	25	1	2	1	0	1	-8
22	Malea Williams	F 20:57	3-7	1-4	0-0	3	3	6	1	0	7	2	0	0	1	0	-13
00	Ta'Niya Latson	G 32:52	3-21	1-8	2-2	0	4	4	2	2	9	3	3	1	0	2	-15
3	O'Mariah Gordon	G 30:54	4-12	0-1	1-4	0	2	2	4	4	9	2	2	1	1	0	-18
11	Sydney Bowles	G 21:04	0-0	0-0	0-0	0	1	1	4	1	0	1	2	1	0	0	-9
6	Mariana Valenzuela	12:10	2-3	1-2	0-0	0	0	0	0	0	5	0	1	0	1	0	6
13	Carla Viegas	21:33	0-1	0-1	0-0	0	3	3	0	0	0	0	0	0	0	0	-3
24	Amaya Bonner	17:05	1-3	0-0	0-0	1	2	3	2	0	2	0	0	0	0	0	-2
1	Brianna Turnage	04:51	0-0	0-0	0-0	1	2	3	0	0	0	0	0	0	0	0	-4
32	Avery Treadwell	02:30	0-0	0-0	0-0	1	1	2	0	0	0	0	0	0	0	0	-4
4	Raiane Dos Santos	01:04	0-0	0-0	0-0	0	0	0	0	0	0	0	0	0	0	0	0
Team						2	1	3			0		0				
Totals			24-66	3-16	6-9	10	25	35	16	11	57	9	10	4	3	3	-14

Technical Fouls: NONE

Shooting By Period		
1 st FG%	6-18	33.3%
3PT%	0-4	0.0%
FT%	1-1	100%
2 nd FG%	7-17	41.2%
3PT%	2-7	28.6%
FT%	2-4	50%
3 rd FG%	7-16	43.8%
3PT%	1-3	33.3%
FT%	1-1	100%
4 th FG%	4-15	26.7%
3PT%	0-2	0.0%
FT%	2-3	66.7%
GM FG%	24-66	36.4%
3PT%	3-16	18.8%
FT%	6-9	66.7%

Dead Ball Rebounds: 3, 0

	Duke	FSU
Biggest lead	14 (4 th 1:47)	4 (3 rd 4:25)
Best Scoring Run	12 (4 th 6:08)	7 (3 rd 6:20)
Lead Changes	9	
Times Tied	7	
Time with Lead	23:26	10:51

	Duke	FSU
Points from		
Turnovers	7	9
Paint	40	38
Second Chance	16	13
Fast Breaks	15	5
Bench	39	7

Period by Period Scoring					
	1st	2nd	3rd	4th	TOT
Duke	19	13	17	22	71
FSU	13	18	16	10	57

Period 1

Period Starters:

FSU	00 Latson T	3 Gordon O	11 Bowles S	21 Timpson M	22 Williams M
Duke	3 Jackson A	4 Donovan J	12 Thomas D	22 Mair T	24 Richardson R

Game Time	FSU	Score	Diff	Duke
10:00	21 TIMPSON M jumpball won			12 THOMAS D jumpball lost
09:53	00 LATSON T 3pt FG , jump shot missed			
09:50				3 JACKSON A defensive rebound (1)
09:23				4 DONOVAN J 2pt FG in the paint, turnaround jump shot missed
09:21	21 TIMPSON M defensive rebound (1)			
09:09	21 TIMPSON M 2pt FG in the paint, layup made (2)	2-0	2	
09:09	22 WILLIAMS M assist (1)			
08:47	21 TIMPSON M steal (1)			12 THOMAS D turnover lost ball (1)
08:42	21 TIMPSON M 2pt FG from turnover in the paint, pull up jump shot missed			
08:39				22 MAIR T defensive rebound (1)
08:35	21 TIMPSON M foul shooting (1 - 1)			24 RICHARDSON R foul drawn (1)
08:35		2-1	1	24 RICHARDSON R free throw 1 - 2 made (1)
08:35		2-2	0	24 RICHARDSON R free throw 2 - 2 made (2)
08:21	00 LATSON T turnover bad pass (1)			12 THOMAS D steal (1)
08:07				3 JACKSON A 3pt FG from turnover, jump shot missed
08:05	defensive rebound (2)			
07:55	00 LATSON T 2pt FG in the paint, driving layup missed			
07:50				22 MAIR T defensive rebound (2)
07:42				12 THOMAS D 2pt FG in the paint, layup missed
07:39	22 WILLIAMS M defensive rebound (1)			
07:25	00 LATSON T 2pt FG in the paint, driving layup made (2)	4-2	2	
06:59		4-4	0	24 RICHARDSON R 2pt FG outside the paint, step back jump shot made (4)
06:59				22 MAIR T assist (1)
06:41	21 TIMPSON M 2pt FG in the paint, jump shot missed			
06:35	22 WILLIAMS M offensive rebound (2)			
06:35	22 WILLIAMS M 2pt FG second chance in the paint, tip-in layup made (2)	6-4	2	
06:16				22 MAIR T 2pt FG outside the paint, pull up jump shot missed
06:13				4 DONOVAN J offensive rebound (1)
06:13				12 THOMAS D substitution out
06:13				35 FOURNIER T substitution in
05:59				22 MAIR T 2pt FG second chance outside the paint, floating jump shot missed
05:57	21 TIMPSON M defensive rebound (2)			
05:49	00 LATSON T 3pt FG , jump shot missed			
05:47				4 DONOVAN J defensive rebound (2)
05:41		6-6	0	35 FOURNIER T 2pt FG in the paint, layup made (2)
05:41				22 MAIR T assist (2)
05:11	3 GORDON O 2pt FG in the paint, driving layup missed			
05:08				4 DONOVAN J defensive rebound (3)
04:46				24 RICHARDSON R 3pt FG , jump shot missed

Game Time	FSU	Score	Diff	Duke
04:43	00 LATSON T defensive rebound (1)			
04:37	00 LATSON T 2pt FG in the paint, jump shot blocked			
04:37				24 RICHARDSON R block (1)
04:37				22 MAIR T defensive rebound (3)
04:32		6-9	-3	3 JACKSON A 3pt FG fast break, jump shot made (3)
04:32				22 MAIR T assist (3)
04:12	22 WILLIAMS M 3pt FG , jump shot missed			
04:10				3 JACKSON A defensive rebound (2)
04:01		6-11	-5	22 MAIR T 2pt FG outside the paint, floating jump shot made (2)
03:41	3 GORDON O turnover lost ball (1)			
03:36		6-13	-7	24 RICHARDSON R 2pt FG fast break from turnover in the paint, layup made (6)
03:36				3 JACKSON A assist (1)
03:35	Timeout media			
03:35	Timeout 30 Sec			
03:35	3 GORDON O substitution out			
03:35	11 BOWLES S substitution out			
03:35	22 WILLIAMS M substitution out			
03:35	6 VALENZUELA M substitution in			
03:35	13 VIEGAS C substitution in			
03:35	24 BONNER A substitution in			
03:35				3 JACKSON A substitution out
03:35				4 DONOVAN J substitution out
03:35				5 OKANANWA O substitution in
03:35				13 WOOD J substitution in
03:10	00 LATSON T foul drawn (1)			24 RICHARDSON R foul personal (1 - 1)
02:54	21 TIMPSON M 2pt FG in the paint, turnaround jump shot missed			
02:53				13 WOOD J defensive rebound (1)
02:48				22 MAIR T 2pt FG in the paint, pull up jump shot missed
02:45				22 MAIR T offensive rebound (4)
02:45				22 MAIR T 2pt FG second chance in the paint, tip-in layup missed
02:43	21 TIMPSON M defensive rebound (3)			
02:19	21 TIMPSON M 2pt FG in the paint, layup made (4)	8-13	-5	
02:19	21 TIMPSON M foul drawn (1)			5 OKANANWA O foul shooting (1 - 2)
02:19	00 LATSON T substitution out			
02:19	3 GORDON O substitution in			
02:19	6 VALENZUELA M substitution out			
02:19	1 TURNAGE B substitution in			
02:19				22 MAIR T substitution out
02:19				24 RICHARDSON R substitution out
02:19				3 JACKSON A substitution in
02:19				15 KOABEL E substitution in
02:19	21 TIMPSON M free throw 1 - 1 made (5)	9-13	-4	
02:19	21 TIMPSON M substitution out			
02:19	32 TREADWELL A substitution in			
01:58				35 FOURNIER T 2pt FG in the paint, layup missed
01:53				35 FOURNIER T offensive rebound (1)

Game Time	FSU	Score	Diff	Duke
01:53	jump ball situation			
01:53				13 WOOD J substitution out
01:53				4 DONOVAN J substitution in
01:44		9-15	-6	35 FOURNIER T 2pt FG second chance in the paint, turnaround jump shot made (4)
01:44				5 OKANANWA O assist (1)
01:27	3 GORDON O 2pt FG in the paint, floating jump shot missed			
01:25	32 TREADWELL A offensive rebound (1)			
01:24	3 GORDON O 3pt FG second chance, jump shot missed			
01:22				5 OKANANWA O defensive rebound (1)
01:13				35 FOURNIER T 2pt FG in the paint, layup missed
01:13				35 FOURNIER T offensive rebound (2)
01:13	3 GORDON O foul shooting (1 - 2)			35 FOURNIER T foul drawn (1)
01:13		9-16	-7	35 FOURNIER T free throw 1 - 2 made (5)
01:13		9-17	-8	35 FOURNIER T free throw 2 - 2 made (6)
01:13	24 BONNER A substitution out			
01:13	11 BOWLES S substitution in			
00:53	3 GORDON O 2pt FG in the paint, layup missed			
00:52	1 TURNAGE B offensive rebound (1)			
00:52	jump ball situation			
00:52	32 TREADWELL A substitution out			
00:52	21 TIMPSON M substitution in			
00:48	21 TIMPSON M 2pt FG second chance outside the paint, pull up jump shot made (7)	11-17	-6	
00:26				5 OKANANWA O 2pt FG in the paint, layup missed
00:22				15 KOABEL E offensive rebound (1)
00:22		11-19	-8	15 KOABEL E 2pt FG second chance in the paint, tip-in layup made (2)
00:01	3 GORDON O 2pt FG in the paint, driving layup made (2)	13-19	-6	
END OF PERIOD				
FSU 13-19 Duke				

Duke - 19

NO.	Name	Min	FG M-A	3P M-A	FT M-A	Rebounds OR	DR	TOT	Fouls PF	FD	TP	AS	TO	ST	Blocks BS	BA	+/-
12	Delaney Thomas	F 03:47	0-1	0-0	0-0	0	0	0	0	0	0	0	1	1	0	0	-2
3	Ashlon Jackson	G 08:44	1-2	1-2	0-0	0	2	2	0	0	3	1	0	0	0	0	8
4	Jadyn Donovan	G 08:18	0-1	0-0	0-0	1	2	3	0	0	0	0	0	0	0	0	9
22	Taina Mair	G 07:41	1-5	0-0	0-0	1	3	4	0	0	2	3	0	0	0	0	5
24	Reigan Richardson	G 07:41	2-3	0-1	2-2	0	0	0	1	1	6	0	0	0	1	0	5
35	Toby Fournier	06:13	2-4	0-0	2-2	2	0	2	0	1	6	0	0	0	0	0	8
5	Oluchi Okananwa	03:35	0-1	0-0	0-0	0	1	1	1	0	0	1	0	0	0	0	-1
13	Jordan Wood	01:42	0-0	0-0	0-0	0	1	1	0	0	0	0	0	0	0	0	-3
15	Emma Koabel	02:19	1-1	0-0	0-0	1	0	1	0	0	2	0	0	0	0	0	1
Team						0	0	0			0		0				
Totals			7-18	1-3	4-4	5	9	14	2	2	19	5	1	1	1	0	6

Shooting By Period		
1st FG%	7-18	38.9%
3PT%	1-3	33.3%
FT%	4-4	100%
GMFG%	7-18	38.9%
3PT%	1-3	33.3%
FT%	4-4	100.0%

Dead Ball Rebounds: 0, 0

Technical Fouls: NONE

Florida State - 13

NO.	Name	Min	FG M-A	3P M-A	FT M-A	Rebounds OR	DR	TOT	Fouls PF	FD	TP	AS	TO	ST	Blocks BS	BA	+/-
21	Makayla Timpson	F 08:34	3-6	0-0	1-1	0	3	3	1	1	7	0	0	1	0	0	-2
22	Malea Williams	F 06:25	1-2	0-1	0-0	1	1	2	0	0	2	1	0	0	0	0	-7
00	Ta'Niya Latson	G 07:41	1-5	0-2	0-0	0	1	1	0	1	2	0	1	0	0	1	-5
3	O'Mariah Gordon	G 08:44	1-5	0-1	0-0	0	0	0	1	0	2	0	1	0	0	0	-8
11	Sydney Bowles	G 07:38	0-0	0-0	0-0	0	0	0	0	0	0	0	0	0	0	0	-5
6	Mariana Valenzuela	01:16	0-0	0-0	0-0	0	0	0	0	0	0	0	0	0	0	0	2
13	Carla Viegas	03:35	0-0	0-0	0-0	0	0	0	0	0	0	0	0	0	0	0	1
24	Amaya Bonner	02:22	0-0	0-0	0-0	0	0	0	0	0	0	0	0	0	0	0	-1
1	Brianna Turnage	02:19	0-0	0-0	0-0	1	0	1	0	0	0	0	0	0	0	0	-1
32	Avery Treadwell	01:26	0-0	0-0	0-0	1	0	1	0	0	0	0	0	0	0	0	-4
Team						0	1	1			0		0				
Totals			6-18	0-4	1-1	3	6	9	2	2	13	1	2	1	0	1	-6

Shooting By Period		
1st FG%	6-18	33.3%
3PT%	0-4	0.0%
FT%	1-1	100%
GMFG%	6-18	33.3%
3PT%	0-4	0.0%
FT%	1-1	100.0%

Dead Ball Rebounds: 0, 0

Technical Fouls: NONE

	Duke	FSU
Biggest lead	8 (1 st 1:13)	2 (1 st 9:09)
Best Scoring Run	9 (1 st 3:36)	3 (1 st 2:19)
Lead Changes	1	
Times Tied	3	
Time with Lead	04:32	01:54

Points from	Duke	FSU
Turnovers	2	0
Paint	8	10
Second Chance	6	4
Fast Breaks	5	0
Bench	8	0

	Period by Period Scoring				
	1st	2nd	3rd	4th	TOT
Duke	19	13	17	22	71
FSU	13	18	16	10	57

Period 2

Period Starters:

FSU	00 Latson T	3 Gordon O	11 Bowles S	21 Timpson M	22 Williams M
Duke	4 Donovan J	5 Okananwa O	12 Thomas D	22 Mair T	24 Richardson R

Game Time	FSU	Score	Diff	Duke
10:00	1 TURNAGE B substitution out			
10:00	13 MEGAS C substitution out			
10:00	00 LATSON T substitution in			
10:00	22 WILLIAMS M substitution in			
10:00				3 JACKSON A substitution out
10:00				15 KOABEL E substitution out
10:00				35 FOURNIER T substitution out
10:00				12 THOMAS D substitution in
10:00				22 MAIR T substitution in
10:00				24 RICHARDSON R substitution in
09:39				24 RICHARDSON R 3pt FG , jump shot missed
09:36	11 BOWLES S defensive rebound (1)			
09:21	11 BOWLES S foul offensive (1 - 1)			12 THOMAS D foul drawn (1)
09:21	11 BOWLES S turnover offensive (1)			
09:08				5 OKANANWA O 2pt FG from turnover in the paint, driving layup missed
09:07				offensive rebound (15)
09:02				22 MAIR T 2pt FG from turnover second chance outside the paint, turnaround jump shot missed
08:57				12 THOMAS D offensive rebound (1)
08:42				22 MAIR T turnover bad pass (1)
08:32	3 GORDON O foul drawn (1)			12 THOMAS D foul personal (1 - 1)
08:32				5 OKANANWA O substitution out
08:32				3 JACKSON A substitution in
08:26	00 LATSON T 2pt FG from turnover in the paint, jump shot missed			
08:23	22 WILLIAMS M offensive rebound (3)			
08:23	22 WILLIAMS M 2pt FG from turnover second chance in the paint, tip-in layup made (4)	15-19	-4	
08:16				4 DONOVAN J turnover bad pass (1)
08:16	3 GORDON O foul drawn (2)			22 MAIR T foul personal (1 - 2)
08:05	00 LATSON T 2pt FG from turnover outside the paint, turnaround jump shot missed			
08:05	offensive rebound (12)			
07:44	00 LATSON T 3pt FG from turnover second chance, jump shot missed			
07:42				3 JACKSON A defensive rebound (3)
07:18		15-21	-6	22 MAIR T 2pt FG outside the paint, jump shot made (4)
07:18				3 JACKSON A assist (2)
06:56	21 TIMPSON M 2pt FG in the paint, jump shot missed			
06:54				12 THOMAS D defensive rebound (2)
06:46				22 MAIR T 2pt FG outside the paint, jump shot missed
06:43				24 RICHARDSON R offensive rebound (1)
06:42				3 JACKSON A 3pt FG second chance, jump shot missed
06:39	22 WILLIAMS M defensive rebound (4)			

Game Time	FSU	Score	Diff	Duke
06:34	22 WILLIAMS M 3pt FG , jump shot missed			
06:30				defensive rebound (20)
06:30	3 GORDON O substitution out			
06:30	22 WILLIAMS M substitution out			
06:30	6 VALENZUELA M substitution in			
06:30	24 BONNER A substitution in			
06:30	11 BOWLES S substitution out			
06:30	13 MEGAS C substitution in			
06:30				4 DONOVAN J substitution out
06:30				12 THOMAS D substitution out
06:30				22 MAIR T substitution out
06:30				5 OKANANWA O substitution in
06:30				13 WOOD J substitution in
06:30				35 FOURNIER T substitution in
06:07				5 OKANANWA O 2pt FG in the paint, jump shot missed
06:04	24 BONNER A defensive rebound (1)			
05:54	00 LATSON T turnover lost ball (2)			
05:45				3 JACKSON A 3pt FG from turnover, jump shot missed
05:45				offensive dead ball rebound (1)
05:45	24 BONNER A foul personal (1 - 2)			5 OKANANWA O foul drawn (1)
05:45	Timeout media			
05:45				5 OKANANWA O foul player technical (2 - 3)
05:45				5 OKANANWA O turnover offensive (1)
05:45	00 LATSON T substitution out			
05:45	3 GORDON O substitution in			
05:45	3 GORDON O free throw 1 - 2 missed			
05:45	offensive dead ball rebound (1)			
05:45				5 OKANANWA O substitution out
05:45				22 MAIR T substitution in
05:45	3 GORDON O free throw 2 - 2 missed			
05:45	offensive dead ball rebound (2)			
05:32	3 GORDON O 2pt FG from turnover second chance in the paint, driving layup made (4)	17-21	-4	
05:27	3 GORDON O steal (1)			22 MAIR T turnover lost ball (2)
05:22	24 BONNER A 2pt FG fast break from turnover in the paint, layup made (2)	19-21	-2	
05:22	3 GORDON O assist (1)			
05:05	3 GORDON O foul shooting (2 - 3)			3 JACKSON A foul drawn (1)
05:05		19-22	-3	3 JACKSON A free throw 1 - 2 made (4)
05:05		19-23	-4	3 JACKSON A free throw 2 - 2 made (5)
05:05	3 GORDON O substitution out			
05:05	00 LATSON T substitution in			
05:05				13 WOOD J substitution out
05:05				22 MAIR T substitution out
05:05				2 DE JESUS V substitution in
05:05				4 DONOVAN J substitution in
04:57	00 LATSON T foul drawn (2)			24 RICHARDSON R foul shooting (2 - 4)
04:57	00 LATSON T free throw 1 - 2 made (3)	20-23	-3	
04:57	00 LATSON T free throw 2 - 2 made (4)	21-23	-2	
04:47				35 FOURNIER T turnover travel (1)

Official Basketball Playby Play - 2nd Period
Duke at Florida State
 03/02/25 Donald L. Tucker Center, Tallahassee
 2024-25 FSU Women's Basketball

Game Time: 6:00 PM
Game Duration: 1:45
Attendance: 2,829

Officials: Pualani Spurlock, Teresa Stuck, Jeff Wooten

Game Time	FSU	Score	Diff	Duke
04:37	6 VALENZUELA M 3pt FG from turnover, jump shot made (3)	24-23	1	
04:37	00 LATSON T assist (1)			
04:26	00 LATSON T steal (1)			2 DE JESUS V turnover bad pass (1)
04:13	21 TIMPSON M turnover lost ball (1)			
04:08		24-25	-1	3 JACKSON A 2pt FG fast break from turnover in the paint, layup made (7)
03:53	21 TIMPSON M 2pt FG in the paint, layup made (9)	26-25	1	
03:53	00 LATSON T assist (2)			
03:42				24 RICHARDSON R 3pt FG , jump shot missed
03:39	00 LATSON T defensive rebound (2)			
03:30	6 VALENZUELA M 2pt FG in the paint, turnaround jump shot made (5)	28-25	3	
03:03		28-27	1	35 FOURNIER T 2pt FG in the paint, layup made (8)
03:03				4 DONOVAN J assist (1)
02:50	21 TIMPSON M 2pt FG in the paint, layup blocked			
02:50				4 DONOVAN J block (1)
02:46				3 JACKSON A defensive rebound (4)
02:45	24 BONNER A foul shooting (2 - 4)			3 JACKSON A foul drawn (2)
02:45	24 BONNER A substitution out			
02:45	11 BOWLES S substitution in			
02:45				35 FOURNIER T substitution out
02:45				12 THOMAS D substitution in
02:45		28-28	0	3 JACKSON A free throw fast break 1 - 2 made (8)
02:45		28-29	-1	3 JACKSON A free throw fast break 2 - 2 made (9)
02:35	jump ball situation			
02:24	00 LATSON T 3pt FG , jump shot made (7)	31-29	2	
02:24	11 BOWLES S assist (1)			
02:05	11 BOWLES S foul shooting (2 - 5)			2 DE JESUS V foul drawn (1)
02:05				2 DE JESUS V free throw 1 - 2 missed
02:05				offensive dead ball rebound (2)
02:05				2 DE JESUS V free throw 2 - 2 missed
02:04	00 LATSON T defensive rebound (3)			
01:57	00 LATSON T 3pt FG , jump shot missed			
01:55				3 JACKSON A defensive rebound (5)
01:51	11 BOWLES S foul drawn (1)			24 RICHARDSON R foul offensive (3 - 5)
01:51				24 RICHARDSON R turnover offensive (1)
01:51	11 BOWLES S substitution out			
01:51	3 GORDON O substitution in			
01:51				24 RICHARDSON R substitution out
01:51				22 MAIR T substitution in
01:34	00 LATSON T 2pt FG from turnover outside the paint, turnaround jump shot missed			
01:30				3 JACKSON A defensive rebound (6)
01:26				12 THOMAS D 2pt FG in the paint, layup blocked
01:26	6 VALENZUELA M block (1)			
01:22	13 VIEGAS C defensive rebound (1)			
01:19	6 VALENZUELA M turnover travel (1)			
01:19				12 THOMAS D substitution out
01:19				35 FOURNIER T substitution in
01:02				3 JACKSON A 3pt FG from turnover, jump shot missed

Official Basketball Playby Play - 2nd Period
Duke at Florida State
 03/02/25 Donald L. Tucker Center, Tallahassee
 2024-25 FSU Women's Basketball

Game Time: 6:00 PM
Game Duration: 1:45
Attendance: 2,829

Officials: Pualani Spurlock, Teresa Stuck, Jeff Wooten

Game Time	FSU	Score	Diff	Duke
00:59	13 MEGAS C defensive rebound (2)			
00:38	6 VALENZUELA M 3pt FG , jump shot missed			
00:36				22 MAIR T defensive rebound (5)
00:22		31-32	-1	2 DE JESUS V 3pt FG , jump shot made (3)
00:22				22 MAIR T assist (4)
00:02	00 LATSON T 3pt FG , jump shot blocked			
00:02				4 DONOVAN J block (2)
00:00				35 FOURNIER T defensive rebound (3)
END OF PERIOD				
FSU 31-32 Duke				

Officials: Pualani Spurlock, Teresa Stuck, Jeff Wooten

Duke - 13

NO.	Name	F/G	Min	FG	3P	FT	Rebounds			Fouls		TP	AS	TO	ST	Blocks		+/-
							M-A	M-A	M-A	OR	DR					TOT	PF	
12	Delaney Thomas	F	04:56	0-1	0-0	0-0	1	1	2	1	1	0	0	0	0	0	1	-1
3	Ashlon Jackson	G	08:32	1-4	0-3	4-4	0	4	4	0	2	6	1	0	0	0	0	-5
4	Jadyn Donovan	G	08:35	0-0	0-0	0-0	0	0	0	0	0	0	1	1	0	2	0	-3
22	Taina Mair	G	06:01	1-3	0-0	0-0	0	1	1	1	0	2	1	2	0	0	0	1
24	Reigan Richardson	G	08:09	0-2	0-2	0-0	1	0	1	2	0	0	0	1	0	0	0	-8
15	Emma Koabel		00:00	0-0	0-0	0-0	0	0	0	0	0	0	0	0	0	0	0	0
5	Oluchi Okananwa		02:13	0-2	0-0	0-0	0	0	0	1	1	0	0	1	0	0	0	0
13	Jordan Wood		01:25	0-0	0-0	0-0	0	0	0	0	0	0	0	0	0	0	0	-2
35	Toby Fournier		05:04	1-1	0-0	0-0	0	1	1	0	0	2	0	1	0	0	0	-4
2	Vanessa de Jesus		05:05	1-1	1-1	0-2	0	0	0	0	1	3	0	1	0	0	0	-3
Team							1	1	2			0		0				
Totals				4-14	1-6	4-6	3	8	11	5	5	13	3	7	0	2	1	-5

Shooting By Period		
2 nd FG%	4-14	28.6%
3PT%	1-6	16.7%
FT%	4-6	66.7%
GMFG%	4-14	28.6%
3PT%	1-6	16.7%
FT%	4-6	66.7%

Dead Ball Rebounds: 2, 0

Technical Fouls: Okananwa 2nd 5:45

Florida State - 18

NO.	Name	F/G	Min	FG	3P	FT	Rebounds			Fouls		TP	AS	TO	ST	Blocks		+/-
							M-A	M-A	M-A	OR	DR					TOT	PF	
21	Makayla Timpson	F	10:00	1-3	0-0	0-0	0	0	0	0	0	2	0	1	0	0	1	5
22	Malea Williams	F	03:30	1-2	0-1	0-0	1	1	2	0	0	2	0	0	0	0	0	0
00	Ta'Niya Latson	G	09:20	1-7	1-4	2-2	0	2	2	0	1	5	2	1	1	0	1	3
3	O'Mariah Gordon	G	06:01	1-1	0-0	0-2	0	0	0	1	2	2	1	0	1	0	0	-1
11	Sydney Bowles	G	04:24	0-0	0-0	0-0	0	1	1	2	1	0	1	1	0	0	0	1
1	Brianna Turnage		00:00	0-0	0-0	0-0	0	0	0	0	0	0	0	0	0	0	0	0
6	Mariana Valenzuela		06:30	2-3	1-2	0-0	0	0	0	0	0	5	0	1	0	1	0	5
13	Carla Viegas		06:30	0-0	0-0	0-0	0	2	2	0	0	0	0	0	0	0	0	5
24	Amaya Bonner		03:45	1-1	0-0	0-0	0	1	1	2	0	2	0	0	0	0	0	7
Team							1	0	1			0		0				
Totals				7-17	2-7	2-4	2	7	9	5	4	18	4	4	2	1	2	5

Shooting By Period		
2 nd FG%	7-17	41.2%
3PT%	2-7	28.6%
FT%	2-4	50%
GMFG%	7-17	41.2%
3PT%	2-7	28.6%
FT%	2-4	50.0%

Dead Ball Rebounds: 2, 0

Technical Fouls: NONE

	Duke	FSU
Biggest lead	6 (2 nd 9:39)	3 (2 nd 3:30)
Best Scoring Run	4 (2 nd 2:45)	5 (2 nd 4:37)
Lead Changes	6	
Times Tied	1	
Time with Lead	06:00	03:39

Points from	Duke	FSU
Turnovers	2	9
Paint	4	10
Second Chance	0	4
Fast Breaks	4	2
Bench	5	7

Period by Period Scoring					
	1st	2nd	3rd	4th	TOT
Duke	19	13	17	22	71
FSU	13	18	16	10	57

Officials: Pualani Spurlock, Teresa Stuck, Jeff Wooten

Duke - 32

NO.	Name	Min	FG			Rebounds			Fouls		TP	AS	TO	ST	Blocks		+/-
			M-A	3P	FT	OR	DR	TOT	PF	FD					BS	BA	
12	Delaney Thomas	F 08:43	0-2	0-0	0-0	1	1	2	1	1	0	0	1	1	0	1	-3
3	Ashlon Jackson	G 17:16	2-6	1-5	4-4	0	6	6	0	2	9	2	0	0	0	0	3
4	Jadyn Donovan	G 16:53	0-1	0-0	0-0	1	2	3	0	0	0	1	1	0	2	0	6
22	Taina Mair	G 13:42	2-8	0-0	0-0	1	4	5	1	0	4	4	2	0	0	0	6
24	Reigan Richardson	G 15:50	2-5	0-3	2-2	1	0	1	3	1	6	0	1	0	1	0	-3
35	Toby Fournier	11:17	3-5	0-0	2-2	2	1	3	0	1	8	0	1	0	0	0	4
5	Oluchi Okananwa	05:48	0-3	0-0	0-0	0	1	1	2	1	0	1	1	0	0	0	-1
13	Jordan Wood	03:07	0-0	0-0	0-0	0	1	1	0	0	0	0	0	0	0	0	-5
15	Emma Koabel	02:19	1-1	0-0	0-0	1	0	1	0	0	2	0	0	0	0	0	1
2	Vanessa de Jesus	05:05	1-1	1-1	0-2	0	0	0	0	1	3	0	1	0	0	0	-3
Team						1	1	2			0		0				
Totals			11-32	2-9	8-10	8	17	25	7	7	32	8	8	1	3	1	1

Shooting By Period		
1st FG%	7-18	38.9%
3PT%	1-3	33.3%
FT%	4-4	100%
2nd FG%	4-14	28.6%
3PT%	1-6	16.7%
FT%	4-6	66.7%
GMFG%	11-32	34.4%
3PT%	2-9	22.2%
FT%	8-10	80.0%

Dead Ball Rebounds: 2, 0

Technical Fouls: Okananwa 2nd 5:45

Florida State - 31

NO.	Name	Min	FG			Rebounds			Fouls		TP	AS	TO	ST	Blocks		+/-
			M-A	3P	FT	OR	DR	TOT	PF	FD					BS	BA	
21	Makayla Timpson	F 18:34	4-9	0-0	1-1	0	3	3	1	1	9	0	1	1	0	1	3
22	Malea Williams	F 09:55	2-4	0-2	0-0	2	2	4	0	0	4	1	0	0	0	0	-7
00	Ta'Niya Latson	G 17:01	2-12	1-6	2-2	0	3	3	0	2	7	2	2	1	0	2	-2
3	O'Mariah Gordon	G 14:45	2-6	0-1	0-2	0	0	0	2	2	4	1	1	1	0	0	-9
11	Sydney Bowles	G 12:02	0-0	0-0	0-0	0	1	1	2	1	0	1	1	0	0	0	-4
6	Mariana Valenzuela	07:46	2-3	1-2	0-0	0	0	0	0	0	5	0	1	0	1	0	7
13	Carla Viegas	10:05	0-0	0-0	0-0	0	2	2	0	0	0	0	0	0	0	0	6
24	Amaya Bonner	06:07	1-1	0-0	0-0	0	1	1	2	0	2	0	0	0	0	0	6
1	Brianna Turnage	02:19	0-0	0-0	0-0	1	0	1	0	0	0	0	0	0	0	0	-1
32	Avery Treadwell	01:26	0-0	0-0	0-0	1	0	1	0	0	0	0	0	0	0	0	-4
Team						1	1	2			0		0				
Totals			13-35	2-11	3-5	5	13	18	7	6	31	5	6	3	1	3	-1

Shooting By Period		
1st FG%	6-18	33.3%
3PT%	0-4	0.0%
FT%	1-1	100%
2nd FG%	7-17	41.2%
3PT%	2-7	28.6%
FT%	2-4	50%
GMFG%	13-35	37.1%
3PT%	2-11	18.2%
FT%	3-5	60.0%

Dead Ball Rebounds: 2, 0

Technical Fouls: NONE

	Duke	FSU
Biggest lead	8 (1 st 1:13)	3 (2 nd 3:30)
Best Scoring Run	9 (1 st 3:36)	5 (2 nd 4:37)
Lead Changes	7	
Times Tied	4	
Time with Lead	10:53	05:33

Points from	Duke	FSU
Turnovers	4	9
Paint	12	20
Second Chance	6	8
Fast Breaks	9	2
Bench	13	7

	Period by Period Scoring				
	1st	2nd	3rd	4th	TOT
Duke	19	13	17	22	71
FSU	13	18	16	10	57

Period 3

Period Starters:

FSU	00 Latson T	3 Gordon O	11 Bowles S	21 Timpson M	22 Williams M
Duke	3 Jackson A	4 Donovan J	5 Okananwa O	12 Thomas D	22 Mair T

Game Time	FSU	Score	Diff	Duke
10:00	6 VALENZUELA M substitution out			
10:00	13 MEGAS C substitution out			
10:00	11 BOWLES S substitution in			
10:00	22 WILLIAMS M substitution in			
10:00				2 DE JESUS V substitution out
10:00				35 FOURNIER T substitution out
10:00				5 OKANANWA O substitution in
10:00				12 THOMAS D substitution in
09:50	11 BOWLES S steal (1)			5 OKANANWA O turnover lost ball (2)
09:38	00 LATSON T 2pt FG from turnover outside the paint, pull up jump shot missed			
09:33				5 OKANANWA O defensive rebound (2)
09:24				3 JACKSON A 2pt FG outside the paint, pull up jump shot missed
09:21				12 THOMAS D offensive rebound (3)
09:19		31-35	-4	3 JACKSON A 3pt FG second chance, jump shot made (12)
09:19				12 THOMAS D assist (1)
09:00	21 TIMPSON M 2pt FG in the paint, layup made (11)	33-35	-2	
08:30				5 OKANANWA O 3pt FG , jump shot missed
08:28				22 MAIR T offensive rebound (6)
08:28	11 BOWLES S foul personal (3 - 1)			22 MAIR T foul drawn (1)
08:28	11 BOWLES S substitution out			
08:28	24 BONNER A substitution in			
08:25				3 JACKSON A 2pt FG second chance in the paint, jump shot missed
08:23				4 DONOVAN J offensive rebound (4)
08:18				3 JACKSON A 3pt FG second chance, jump shot missed
08:18				offensive rebound (30)
08:09	00 LATSON T foul personal (1 - 2)			22 MAIR T foul drawn (2)
08:02		33-37	-4	5 OKANANWA O 2pt FG second chance in the paint, layup made (2)
08:02				22 MAIR T assist (5)
07:37	22 WILLIAMS M 3pt FG , jump shot made (7)	36-37	-1	
07:37	21 TIMPSON M assist (1)			
07:18				3 JACKSON A 2pt FG in the paint, layup blocked
07:18	3 GORDON O block (1)			
07:15	3 GORDON O defensive rebound (1)			
07:13	3 GORDON O 2pt FG fast break in the paint, floating jump shot made (6)	38-37	1	
07:05	00 LATSON T foul personal (2 - 3)			5 OKANANWA O foul drawn (2)
06:56				5 OKANANWA O 3pt FG , jump shot missed
06:53				offensive rebound (31)
06:44				22 MAIR T 2pt FG second chance outside the paint, jump shot missed
06:44	24 BONNER A defensive rebound (2)			

Game Time	FSU	Score	Diff	Duke
06:44	jump ball situation			
06:20	21 TIMPSON M 2pt FG in the paint, turnaround jump shot made (13)	40-37	3	
06:20	22 WILLIAMS M assist (2)			
06:05		40-39	1	22 MAIR T 2pt FG in the paint, pull up jump shot made (6)
05:48	00 LATSON T 2pt FG outside the paint, turnaround jump shot missed			
05:45				4 DONOVAN J defensive rebound (5)
05:41				4 DONOVAN J 2pt FG in the paint, driving layup missed
05:38				12 THOMAS D offensive rebound (4)
05:21				3 JACKSON A 2pt FG second chance outside the paint, pull up jump shot missed
05:19	00 LATSON T defensive rebound (4)			
05:11	00 LATSON T 2pt FG in the paint, jump shot missed			
05:07	21 TIMPSON M offensive rebound (4)			
05:07	21 TIMPSON M 2pt FG second chance in the paint, tip-in layup made (15)	42-39	3	
05:02				5 OKANANWA O 2pt FG in the paint, layup blocked
05:02	22 WILLIAMS M block (1)			
05:02				offensive rebound (34)
05:02	00 LATSON T substitution out			
05:02	22 WILLIAMS M substitution out			
05:02	1 TURNAGE B substitution in			
05:02	13 VEGAS C substitution in			
05:02				12 THOMAS D substitution out
05:02				35 FOURNIER T substitution in
05:02				3 JACKSON A substitution out
05:02				24 RICHARDSON R substitution in
05:01				22 MAIR T 2pt FG second chance in the paint, layup missed
04:56				5 OKANANWA O offensive rebound (3)
04:56	jump ball situation			
04:56	Timeout media			
04:56				22 MAIR T substitution out
04:56				2 DE JESUS V substitution in
04:46		42-41	1	35 FOURNIER T 2pt FG second chance in the paint, layup made (10)
04:46				2 DE JESUS V assist (1)
04:31	3 GORDON O foul drawn (3)			24 RICHARDSON R foul personal (4 - 1)
04:31				24 RICHARDSON R substitution out
04:31				3 JACKSON A substitution in
04:25	21 TIMPSON M 2pt FG in the paint, layup missed			
04:25	21 TIMPSON M offensive rebound (5)			
04:25	21 TIMPSON M 2pt FG second chance in the paint, tip-in layup made (17)	44-41	3	
04:25	21 TIMPSON M foul drawn (2)			35 FOURNIER T foul shooting (1 - 2)
04:25	21 TIMPSON M free throw 1 - 1 made (18)	45-41	4	
04:11		45-43	2	35 FOURNIER T 2pt FG in the paint, layup made (12)
04:11				2 DE JESUS V assist (2)
03:52	13 VEGAS C 3pt FG , jump shot missed			
03:50				4 DONOVAN J defensive rebound (6)
03:36				5 OKANANWA O 2pt FG in the paint, layup missed

Game Time	FSU	Score	Diff	Duke
03:34	1 TURNAGE B defensive rebound (2)			
03:29	3 GORDON O 2pt FG in the paint, driving layup missed			
03:27				2 DE JESUS V defensive rebound (1)
03:07				2 DE JESUS V 2pt FG outside the paint, floating jump shot missed
03:03	1 TURNAGE B defensive rebound (3)			
02:47	21 TIMPSON M 2pt FG in the paint, layup missed			
02:47	offensive rebound (26)			
02:47	3 GORDON O substitution out			
02:47	00 LATSON T substitution in			
02:41	00 LATSON T 2pt FG second chance outside the paint, turnaround jump shot missed			
02:39				4 DONOVAN J defensive rebound (7)
02:37		45-45	0	35 FOURNIER T 2pt FG fast break in the paint, layup made (14)
02:37				2 DE JESUS V assist (3)
02:30	21 TIMPSON M foul offensive (2 - 4)			3 JACKSON A foul drawn (3)
02:30	21 TIMPSON M turnover offensive (2)			
02:30	1 TURNAGE B substitution out			
02:30	21 TIMPSON M substitution out			
02:30	6 VALENZUELA M substitution in			
02:30	22 WILLIAMS M substitution in			
02:11				5 OKANANWA O 2pt FG from turnover outside the paint, jump shot missed
02:08	22 WILLIAMS M defensive rebound (5)			
02:09	jump ball situation			
02:08	Timeout media			
02:08	24 BONNER A substitution out			
02:08	11 BOWLES S substitution in			
02:08				4 DONOVAN J substitution out
02:08				13 WOOD J substitution in
01:46	00 LATSON T 2pt FG in the paint, floating jump shot made (9)	47-45	2	
01:27				35 FOURNIER T 2pt FG in the paint, layup missed
01:18				13 WOOD J offensive rebound (2)
01:04		47-47	0	35 FOURNIER T 2pt FG second chance in the paint, layup made (16)
01:04				3 JACKSON A assist (3)
00:32	22 WILLIAMS M 3pt FG , jump shot missed			
00:30				5 OKANANWA O defensive rebound (4)
00:09		47-49	-2	35 FOURNIER T 2pt FG in the paint, layup made (18)
00:09				2 DE JESUS V assist (4)
00:02	jump ball situation			
00:02	00 LATSON T turnover lost ball (3)			13 WOOD J steal (1)
END OF PERIOD				
FSU 47-49 Duke				

Officials: Pualani Spurlock, Teresa Stuck, Jeff Wooten

Duke - 17

NO.	Name	Min	FG	3P	FT	Rebounds			Fouls		TP	AS	TO	ST	Blocks		+/-
			M-A	M-A	M-A	OR	DR	TOT	PF	FD					BS	BA	
12	Delaney Thomas	F 04:58	0-0	0-0	0-0	2	0	2	0	0	0	1	0	0	0	0	-4
3	Ashlon Jackson	G 09:29	1-6	1-2	0-0	0	0	0	0	1	3	1	0	0	0	1	-1
4	Jadyn Donovan	G 07:52	0-1	0-0	0-0	1	3	4	0	0	0	0	0	0	0	0	-1
22	Taina Mair	G 05:04	1-3	0-0	0-0	1	0	1	0	2	2	1	0	0	0	0	-4
24	Reigan Richardson	G 00:31	0-0	0-0	0-0	0	0	0	1	0	0	0	0	0	0	0	2
5	Oluchi Okananwa	10:00	1-6	0-2	0-0	1	2	3	0	1	2	0	1	0	0	1	1
35	Toby Fournier	05:02	5-6	0-0	0-0	0	0	0	1	0	10	0	0	0	0	0	5
2	Vanessa de Jesus	04:56	0-1	0-0	0-0	0	1	1	0	0	0	4	0	0	0	0	5
13	Jordan Wood	02:08	0-0	0-0	0-0	1	0	1	0	0	0	0	0	1	0	0	2
Team						3	0	3			0		0				
Totals			8-23	1-4	0-0	9	6	15	2	4	17	7	1	1	0	2	1

Shooting By Period		
3rd FG%	8-23	34.8%
3PT%	1-4	25.0%
FT%	0-0	0%
GMFG%	8-23	34.8%
3PT%	1-4	25.0%
FT%	0-0	0.0%

Dead Ball Rebounds: 0, 0

Technical Fouls: NONE

Florida State - 16

NO.	Name	Min	FG	3P	FT	Rebounds			Fouls		TP	AS	TO	ST	Blocks		+/-
			M-A	M-A	M-A	OR	DR	TOT	PF	FD					BS	BA	
21	Makayla Timpson	F 07:30	4-6	0-0	1-1	2	0	2	1	1	9	1	1	0	0	0	1
22	Malea Williams	F 07:28	1-2	1-2	0-0	0	1	1	0	0	3	1	0	0	1	0	2
00	Ta'Niya Latson	G 07:45	1-5	0-0	0-0	0	1	1	2	0	2	0	1	0	0	0	0
3	O'Mariah Gordon	G 07:13	1-2	0-0	0-0	0	1	1	0	1	2	0	0	0	1	0	3
11	Sydney Bowles	G 03:40	0-0	0-0	0-0	0	0	0	1	0	0	0	0	1	0	0	-3
24	Amaya Bonner	06:20	0-0	0-0	0-0	0	1	1	0	0	0	0	0	0	0	0	2
1	Brianna Turnage	02:32	0-0	0-0	0-0	0	2	2	0	0	0	0	0	0	0	0	-3
13	Carla Viegas	05:02	0-1	0-1	0-0	0	0	0	0	0	0	0	0	0	0	0	-5
6	Mariana Valenzuela	02:30	0-0	0-0	0-0	0	0	0	0	0	0	0	0	0	0	0	-2
Team						1	0	1			0		0				
Totals			7-16	1-3	1-1	3	6	9	4	2	16	2	2	1	2	0	-1

Shooting By Period		
3rd FG%	7-16	43.8%
3PT%	1-3	33.3%
FT%	1-1	100%
GMFG%	7-16	43.8%
3PT%	1-3	33.3%
FT%	1-1	100.0%

Dead Ball Rebounds: 0, 0

Technical Fouls: NONE

	Duke	FSU
Biggest lead	4 (3 rd 9:19)	4 (3 rd 4:25)
Best Scoring Run	4 (3 rd 2:37)	7 (3 rd 6:20)
Lead Changes	2	
Times Tied	2	
Time with Lead	02:34	05:18

Points from	Duke	FSU
Turnovers	0	0
Paint	14	12
Second Chance	9	5
Fast Breaks	2	2
Bench	12	0

	Period by Period Scoring				
	1st	2nd	3rd	4th	TOT
Duke	19	13	17	22	71
FSU	13	18	16	10	57

Period 4

Period Starters:

FSU	00 Latson T	3 Gordon O	11 Bowles S	21 Timpson M	22 Williams M
Duke	2 de Jesus V	3 Jackson A	4 Donovan J	5 Okananwa O	35 Fournier T

Game Time	FSU	Score	Diff	Duke
10:00	6 VALENZUELA M substitution out			
10:00	13 MEGAS C substitution out			
10:00	3 GORDON O substitution in			
10:00	21 TIMPSON M substitution in			
10:00				13 WOOD J substitution out
10:00				4 DONOVAN J substitution in
09:51	21 TIMPSON M foul drawn (3)			3 JACKSON A foul personal (1 - 1)
09:48	21 TIMPSON M 2pt FG in the paint, driving layup made (20)	49-49	0	
09:24	11 BOWLES S foul shooting (4 - 1)			35 FOURNIER T foul drawn (2)
09:24	11 BOWLES S substitution out			
09:24	24 BONNER A substitution in			
09:24		49-50	-1	35 FOURNIER T free throw 1 - 2 made (19)
09:24		49-51	-2	35 FOURNIER T free throw 2 - 2 made (20)
09:06	24 BONNER A 2pt FG in the paint, floating jump shot missed			
09:06	24 BONNER A offensive rebound (3)			
09:06	24 BONNER A 2pt FG second chance in the paint, tip-in layup missed			
09:06				defensive rebound (41)
08:50		49-53	-4	35 FOURNIER T 2pt FG in the paint, layup made (22)
08:50				5 OKANANWA O assist (2)
08:32	00 LATSON T 2pt FG in the paint, driving layup missed			
08:29				5 OKANANWA O defensive rebound (5)
08:26		49-55	-6	5 OKANANWA O 2pt FG fast break in the paint, layup made (4)
08:25	Timeout 30 Sec			
08:25				Timeout media
08:09	21 TIMPSON M 2pt FG in the paint, jump shot missed			
08:05				35 FOURNIER T defensive rebound (4)
07:43				35 FOURNIER T 2pt FG in the paint, layup missed
07:41	21 TIMPSON M defensive rebound (6)			
07:33	3 GORDON O 2pt FG in the paint, pull up jump shot missed			
07:30				5 OKANANWA O defensive rebound (6)
07:26		49-57	-8	5 OKANANWA O 2pt FG fast break in the paint, driving layup made (6)
07:06	00 LATSON T 3pt FG , jump shot missed			
07:03	22 WILLIAMS M offensive rebound (6)			
07:01	22 WILLIAMS M 2pt FG second chance in the paint, jump shot missed			
06:59				35 FOURNIER T defensive rebound (5)
06:51		49-59	-10	35 FOURNIER T 2pt FG in the paint, turnaround jump shot made (24)
06:51				3 JACKSON A assist (4)
06:28	00 LATSON T 3pt FG , jump shot missed			
06:26				5 OKANANWA O defensive rebound (7)

Game Time	FSU	Score	Diff	Duke
06:26	22 WILLIAMS M foul personal (1 - 2)			2 DE JESUS V foul drawn (2)
06:26	00 LATSON T substitution out			
06:26	22 WILLIAMS M substitution out			
06:26	6 VALENZUELA M substitution in			
06:26	13 MEGAS C substitution in			
06:26				4 DONOVAN J substitution out
06:26				24 RICHARDSON R substitution in
06:26				35 FOURNIER T substitution out
06:26				12 THOMAS D substitution in
06:08		49-61	-12	3 JACKSON A 2pt FG in the paint, driving layup made (14)
05:53	3 GORDON O 2pt FG outside the paint, step back jump shot made (8)	51-61	-10	
05:33				24 RICHARDSON R 3pt FG , jump shot missed
05:30	13 MEGAS C defensive rebound (3)			
05:11	3 GORDON O 2pt FG in the paint, jump shot missed			
05:07				5 OKANANWA O defensive rebound (8)
05:04		51-63	-12	12 THOMAS D 2pt FG in the paint, layup made (2)
05:04				2 DE JESUS V assist (5)
04:46	21 TIMPSON M 2pt FG in the paint, layup made (22)	53-63	-10	
04:46	3 GORDON O assist (2)			
04:46	21 TIMPSON M foul drawn (4)			12 THOMAS D foul shooting (2 - 2)
04:46	24 BONNER A substitution out			
04:46	11 BOWLES S substitution in			
04:46				2 DE JESUS V substitution out
04:46				12 THOMAS D substitution out
04:46				22 MAIR T substitution in
04:46				35 FOURNIER T substitution in
04:46	21 TIMPSON M free throw 1 - 1 made (23)	54-63	-9	
04:32	3 GORDON O foul personal (3 - 3)			35 FOURNIER T foul drawn (3)
04:32	6 VALENZUELA M substitution out			
04:32	00 LATSON T substitution in			
04:29		54-65	-11	35 FOURNIER T 2pt FG in the paint, layup made (26)
04:29				5 OKANANWA O assist (3)
04:10	21 TIMPSON M 2pt FG in the paint, layup made (25)	56-65	-9	
04:10	00 LATSON T assist (3)			
03:48		56-67	-11	22 MAIR T 2pt FG outside the paint, floating jump shot made (8)
03:34	11 BOWLES S turnover bad pass (2)			
03:34				3 JACKSON A substitution out
03:34				4 DONOVAN J substitution in
03:18	21 TIMPSON M foul shooting (3 - 4)			35 FOURNIER T foul drawn (4)
03:18		56-68	-12	35 FOURNIER T free throw 1 - 2 made (27)
03:18				35 FOURNIER T free throw 2 - 2 missed
03:18	3 GORDON O defensive rebound (2)			
03:11	3 GORDON O foul drawn (4)			35 FOURNIER T foul shooting (2 - 3)
03:11	3 GORDON O free throw fast break 1 - 2 missed			
03:11	offensive dead ball rebound (3)			
03:11	3 GORDON O free throw fast break 2 - 2 made (9)	57-68	-11	
02:46				24 RICHARDSON R 2pt FG outside the paint, jump shot missed

Official Basketball PlaybyPlay - 4th Period
Duke at Florida State
 03/02/25 Donald L. Tucker Center, Tallahassee
 2024-25 FSU Women's Basketball

Game Time: 6:00 PM
Game Duration: 1:45
Attendance: 2,829

Officials: Pualani Spurlock, Teresa Stuck, Jeff Wooten

Game Time	FSU	Score	Diff	Duke
02:44				5 OKANANWA O offensive rebound (9)
02:31	3 GORDON O foul shooting (4 - 5)			35 FOURNIER T foul drawn (5)
02:31		57-69	-12	35 FOURNIER T free throw 1 - 2 made (28)
02:31				35 FOURNIER T free throw 2 - 2 missed
02:30	21 TIMPSON M defensive rebound (7)			
02:12	3 GORDON O turnover bad pass (2)			35 FOURNIER T steal (1)
01:47		57-71	-14	22 MAIR T 2pt FG from turnover outside the paint, pull up jump shot made (10)
01:32	3 GORDON O 2pt FG in the paint, driving layup missed			
01:29				5 OKANANWA O defensive rebound (10)
01:08				24 RICHARDSON R 3pt FG , jump shot missed
01:06	21 TIMPSON M defensive rebound (8)			
01:04	3 GORDON O substitution out			
01:04	21 TIMPSON M substitution out			
01:04	4 DOS SANTOS R substitution in			
01:04	32 TREADWELL A substitution in			
00:54	00 LATSON T 2pt FG in the paint, floating jump shot missed			
00:52				35 FOURNIER T defensive rebound (6)
00:28				22 MAIR T 2pt FG outside the paint, step back jump shot missed
00:28				offensive rebound (51)
00:13				24 RICHARDSON R 2pt FG second chance in the paint, floating jump shot missed
00:09	32 TREADWELL A defensive rebound (2)			
END OF GAME				
FSU 57-71 Duke				

Officials: Pualani Spurlock, Teresa Stuck, Jeff Wooten

Duke - 22

NO.	Name	Min	FG			Rebounds			Fouls		TP	AS	TO	ST	Blocks		+/-
			M-A	M-A	M-A	OR	DR	TOT	PF	FD					BS	BA	
12	Delaney Thomas	F 01:40	1-1	0-0	0-0	0	0	0	1	0	2	0	0	0	0	0	0
3	Ashlon Jackson	G 06:26	1-1	0-0	0-0	0	0	0	1	0	2	1	0	0	0	0	9
4	Jadyn Donovan	G 07:08	0-0	0-0	0-0	0	0	0	0	0	0	0	0	0	0	0	11
22	Taina Mair	G 04:46	2-3	0-0	0-0	0	0	0	0	0	4	0	0	0	0	0	4
24	Reigan Richardson	G 06:26	0-4	0-2	0-0	0	0	0	0	0	0	0	0	0	0	0	4
2	Vanessa de Jesus	05:14	0-0	0-0	0-0	0	0	0	0	1	0	1	0	0	0	0	8
5	Oluchi Okananwa	10:00	2-2	0-0	0-0	1	5	6	0	0	4	2	0	0	0	0	12
13	Jordan Wood	00:00	0-0	0-0	0-0	0	0	0	0	0	0	0	0	0	0	0	0
35	Toby Fournier	08:20	3-4	0-0	4-6	0	3	3	1	4	10	0	0	1	0	0	12
Team						1	1	2			0		0				
Totals			9-15	0-2	4-6	2	9	11	3	5	22	4	0	1	0	0	12

Shooting By Period		
4 th FG%	9-15	60.0%
3PT%	0-2	0.0%
FT%	4-6	66.7%
GMFG%	9-15	60.0%
3PT%	0-2	0.0%
FT%	4-6	66.7%

Dead Ball Rebounds: 0, 0

Technical Fouls: NONE

Florida State - 10

NO.	Name	Min	FG			Rebounds			Fouls		TP	AS	TO	ST	Blocks		+/-
			M-A	M-A	M-A	OR	DR	TOT	PF	FD					BS	BA	
21	Makayla Timpson	F 08:56	3-4	0-0	1-1	0	3	3	1	2	7	0	0	0	0	0	-12
22	Malea Williams	F 03:34	0-1	0-0	0-0	1	0	1	1	0	0	0	0	0	0	0	-8
00	Ta'Niya Latson	G 08:06	0-4	0-2	0-0	0	0	0	0	0	0	1	0	0	0	0	-13
3	O'Mariah Gordon	G 08:56	1-4	0-0	1-2	0	1	1	2	1	3	1	1	0	0	0	-12
11	Sydney Bowles	G 05:22	0-0	0-0	0-0	0	0	0	1	0	0	0	1	0	0	0	-2
24	Amaya Bonner	04:38	0-2	0-0	0-0	1	0	1	0	0	0	0	0	0	0	0	-10
6	Mariana Valenzuela	01:54	0-0	0-0	0-0	0	0	0	0	0	0	0	0	0	0	0	1
13	Carla Viegas	06:26	0-0	0-0	0-0	0	1	1	0	0	0	0	0	0	0	0	-4
4	Raiane Dos Santos	01:04	0-0	0-0	0-0	0	0	0	0	0	0	0	0	0	0	0	0
32	Avery Treadwell	01:04	0-0	0-0	0-0	0	1	1	0	0	0	0	0	0	0	0	0
Team						0	0	0			0		0				
Totals			4-15	0-2	2-3	2	6	8	5	3	10	2	2	0	0	0	-12

Shooting By Period		
4 th FG%	4-15	26.7%
3PT%	0-2	0.0%
FT%	2-3	66.7%
GMFG%	4-15	26.7%
3PT%	0-2	0.0%
FT%	2-3	66.7%

Dead Ball Rebounds: 1, 0

Technical Fouls: NONE

	Duke	FSU
Biggest lead	14 (4 th 1:47)	0 (1 st 10:00)
Best Scoring Run	12 (4 th 6:08)	3 (4 th 4:46)
Lead Changes	0	
Times Tied	1	
Time with Lead	09:24	00:00

	Duke	FSU
Points from		
Turnovers	3	0
Paint	14	6
Second Chance	1	0
Fast Breaks	4	1
Bench	14	0

	Period by Period Scoring				
	1st	2nd	3rd	4th	TOT
Duke	19	13	17	22	71
FSU	13	18	16	10	57

Duke - 39

NO.	Name	Min	FG			Rebounds			Fouls		TP	AS	TO	ST	Blocks		+/-
			M-A	M-A	M-A	OR	DR	TOT	PF	FD					BS	BA	
12	Delaney Thomas	F 06:38	1-1	0-0	0-0	2	0	2	1	0	2	1	0	0	0	0	-4
3	Ashlon Jackson	G 15:55	2-7	1-2	0-0	0	0	0	1	1	5	2	0	0	0	1	8
4	Jadyn Donovan	G 15:00	0-1	0-0	0-0	1	3	4	0	0	0	0	0	0	0	10	
22	Taina Mair	G 09:50	3-6	0-0	0-0	1	0	1	0	2	6	1	0	0	0	0	
24	Reigan Richardson	G 06:57	0-4	0-2	0-0	0	0	0	1	0	0	0	0	0	0	6	
5	Oluchi Okananwa	20:00	3-8	0-2	0-0	2	7	9	0	1	6	2	1	0	0	13	
35	Toby Fournier	13:22	8-10	0-0	4-6	0	3	3	2	4	20	0	0	1	0	17	
2	Vanessa de Jesus	10:10	0-1	0-0	0-0	0	1	1	0	1	0	5	0	0	0	13	
13	Jordan Wood	02:08	0-0	0-0	0-0	1	0	1	0	0	0	0	0	1	0	2	
Team						4	1	5			0		0				
Totals			17-38	1-6	4-6	11	15	26	5	9	39	11	1	2	0	2	13

Shooting By Period		
3 rd FG%	8-23	34.8%
3PT%	1-4	25.0%
FT%	0-0	0%
4 th FG%	9-15	60.0%
3PT%	0-2	0.0%
FT%	4-6	66.7%
GMFG%	17-38	44.7%
3PT%	1-6	16.7%
FT%	4-6	66.7%

Dead Ball Rebounds: 0, 0

Technical Fouls: NONE

Florida State - 26

NO.	Name	Min	FG			Rebounds			Fouls		TP	AS	TO	ST	Blocks		+/-
			M-A	M-A	M-A	OR	DR	TOT	PF	FD					BS	BA	
21	Makayla Timpson	F 16:26	7-10	0-0	2-2	2	3	5	2	3	16	1	1	0	0	0	-11
22	Malea Williams	F 11:02	1-3	1-2	0-0	1	1	2	1	0	3	1	0	0	1	0	-6
00	Ta'Niya Latson	G 15:51	1-9	0-2	0-0	0	1	1	2	0	2	1	1	0	0	0	-13
3	O'Mariah Gordon	G 16:09	2-6	0-0	1-2	0	2	2	2	2	5	1	1	0	1	0	-9
11	Sydney Bowles	G 09:02	0-0	0-0	0-0	0	0	0	2	0	0	0	1	1	0	0	-5
24	Amaya Bonner	10:58	0-2	0-0	0-0	1	1	2	0	0	0	0	0	0	0	0	-8
1	Brianna Turnage	02:32	0-0	0-0	0-0	0	2	2	0	0	0	0	0	0	0	0	-3
13	Carla Viegas	11:28	0-1	0-1	0-0	0	1	1	0	0	0	0	0	0	0	0	-9
6	Mariana Valenzuela	04:24	0-0	0-0	0-0	0	0	0	0	0	0	0	0	0	0	0	-1
4	Raiane Dos Santos	01:04	0-0	0-0	0-0	0	0	0	0	0	0	0	0	0	0	0	0
32	Avery Treadwell	01:04	0-0	0-0	0-0	0	1	1	0	0	0	0	0	0	0	0	0
Team						1	0	1			0		0				
Totals			11-31	1-5	3-4	5	12	17	9	5	26	4	4	1	2	0	-13

Shooting By Period		
3 rd FG%	7-16	43.8%
3PT%	1-3	33.3%
FT%	1-1	100%
4 th FG%	4-15	26.7%
3PT%	0-2	0.0%
FT%	2-3	66.7%
GMFG%	11-31	35.5%
3PT%	1-5	20.0%
FT%	3-4	75.0%

Dead Ball Rebounds: 1, 0

Technical Fouls: NONE

	Duke	FSU
Biggest lead	14 (4 th 1:47)	4 (3 rd 4:25)
Best Scoring Run	12 (4 th 6:08)	7 (3 rd 6:20)
Lead Changes	2	
Times Tied	3	
Time with Lead	12:10	05:18

	Duke	FSU
Points from		
Turnovers	3	0
Paint	28	18
Second Chance	10	5
Fast Breaks	6	3
Bench	26	0

Period by Period Scoring					
	1st	2nd	3rd	4th	TOT
Duke	19	13	17	22	71
FSU	13	18	16	10	57

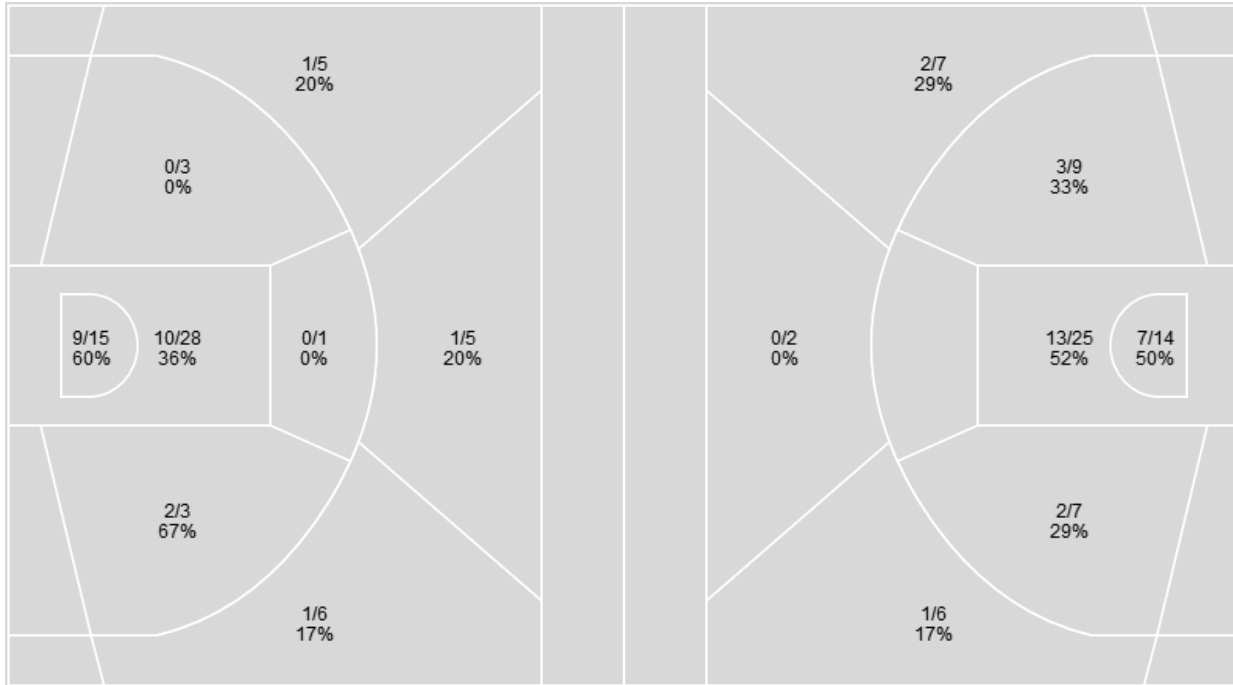
Officials: Pualani Spurlock, Teresa Stuck, Jeff Wooten

Players => All; FG Types => All ; Results => All ;

Players => All; FG Types => All ; Results => All ;

Florida State

Duke



Florida State	M/A	%
Field Goals	24/66	36
2 Points	21/50	42
3 Points	3/16	19
Free Throws	6/9	67

Duke	M/A	%
Field Goals	28/70	40
2 Points	25/55	45
3 Points	3/15	20
Free Throws	12/16	75

Duke at Florida State

03/02/25 Donald L. Tucker Center, Tallahassee
2024-25 FSU Women's Basketball

Game Time: 6:00 PM

Game Duration: 1:45

Attendance: 2,829

Officials: Pualani Spurlock, Teresa Stuck, Jeff Wooten

Duke

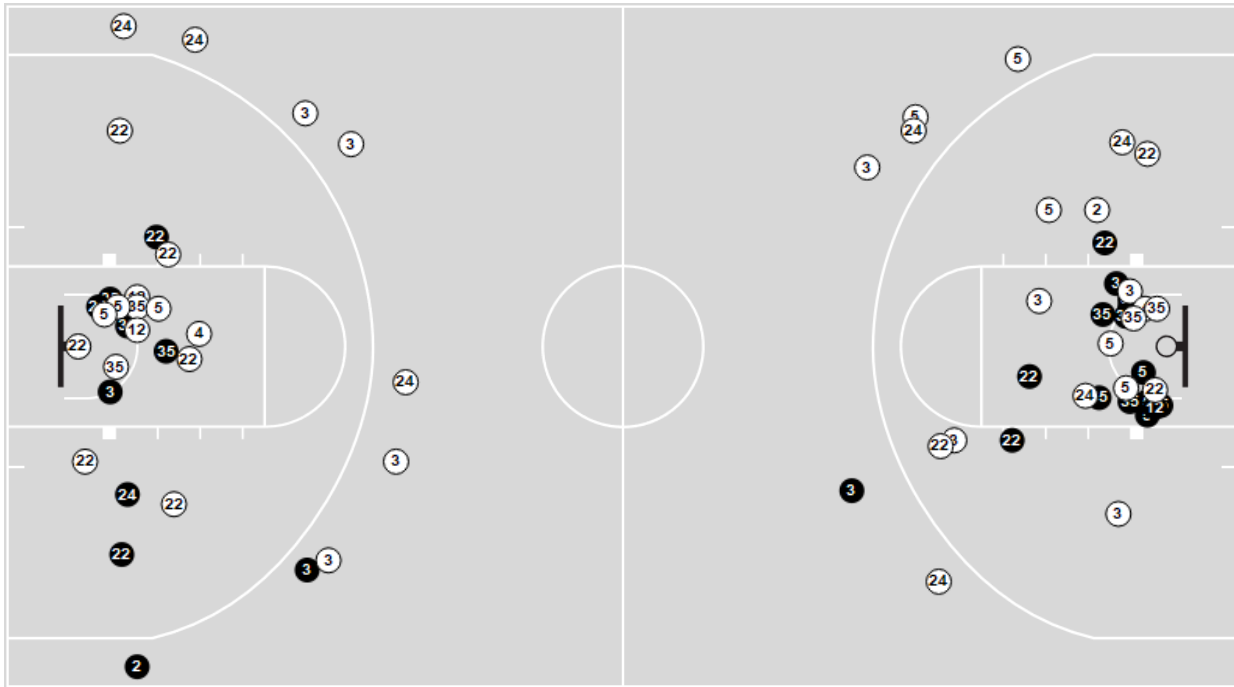
No	Name	Mins		Score		Points Diff		Points per Min		Assists		Rebounds		Steals		Turnovers	
		On	Off	On	Off	On	Off	On	Off	On	Off	On	Off	On	Off	On	Off
2	Vanessa de Jesus	15:15	24:45	33-23	38-34	10	4	2.16	1.54	10	9	17	34	1	2	3	6
3	Ashlon Jackson	33:11	06:49	65-54	6-3	11	3	1.96	0.88	18	1	42	9	2	1	8	1
4	Jadyn Donovan	31:53	08:07	57-41	14-16	16	-2	1.79	1.72	15	4	45	6	2	1	7	2
5	Oluchi Okananwa	25:48	14:12	45-33	26-24	12	2	1.74	1.83	12	7	34	17	2	1	3	6
12	Delaney Thomas	15:21	24:39	19-26	52-31	-7	21	1.24	2.11	5	14	22	29	1	2	5	4
13	Jordan Wood	05:15	34:45	6-9	65-48	-3	17	1.14	1.87	2	17	5	46	1	2	2	7
15	Emma Koabel	02:19	37:41	6-5	65-52	1	13	2.59	1.72	1	18	4	47	0	3	0	9
22	Taina Mair	23:32	16:28	35-29	36-28	6	8	1.49	2.19	9	10	33	18	2	1	5	4
24	Reigan Richardson	22:47	17:13	37-34	34-23	3	11	1.62	1.97	9	10	24	27	2	1	8	1
35	Toby Fournier	24:39	15:21	52-31	19-26	21	-7	2.11	1.24	14	5	29	22	2	1	4	5

Florida State

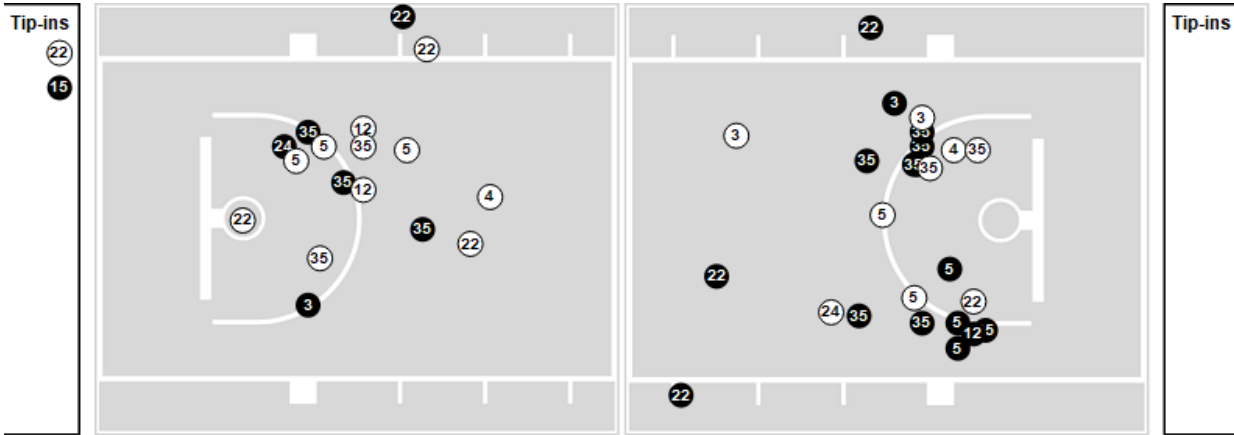
No	Name	Mins		Score		Points Diff		Points per Min		Assists		Rebounds		Steals		Turnovers	
		On	Off	On	Off	On	Off	On	Off	On	Off	On	Off	On	Off	On	Off
00	Ta'Niya Latson	32:52	07:08	40-55	17-16	-15	1	1.22	2.38	7	2	28	7	3	1	10	0
1	Brianna Turnage	04:51	35:09	8-12	49-59	-4	-10	1.65	1.39	0	9	6	29	0	4	1	9
3	O'Mariah Gordon	30:54	09:06	41-59	16-12	-18	4	1.33	1.76	6	3	29	6	3	1	6	4
4	Raiane Dos Santos	01:04	38:56	0-0	57-71	0	-14	0.00	1.46	0	9	1	34	0	4	0	10
6	Mariana Valenzuela	12:10	27:50	25-19	32-52	6	-20	2.05	1.15	5	4	8	27	2	2	4	6
11	Sydney Bowles	21:04	18:56	25-34	32-37	-9	-5	1.19	1.69	3	6	16	19	2	2	6	4
13	Carla Vegas	21:33	18:27	36-39	21-32	-3	-11	1.67	1.14	6	3	18	17	2	2	7	3
21	Makayla Timpson	35:00	05:00	55-63	2-8	-8	-6	1.57	0.40	9	0	31	4	4	0	9	1
22	Malea Williams	20:57	19:03	23-36	34-35	-13	-1	1.10	1.78	3	6	18	17	2	2	4	6
24	Amaya Bonner	17:05	22:55	32-34	25-37	-2	-12	1.87	1.09	6	3	17	18	2	2	3	7
32	Avery Treadwell	02:30	37:30	0-4	57-67	-4	-10	0.00	1.52	0	9	3	32	0	4	0	10

Players => All ; FG Types => All ; Results => All ;
Duke

All Field Goals



Shots in the Paint



● Made ○ Missed N - Player Number

Duke	M/A	%
Field Goals	28/70	40
2 Points	25/55	45
3 Points	3/15	20
Free Throws	12/16	75

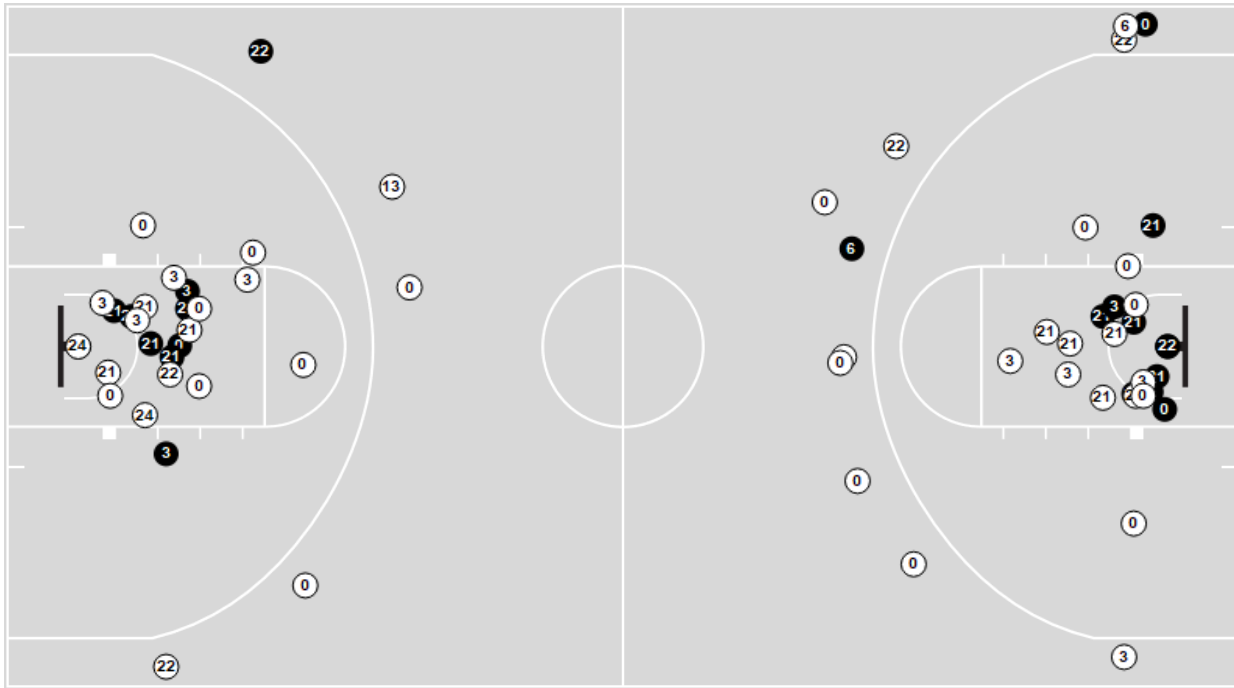
Duke	M/A	%
Points in the Paint	40 (20/39)	51
Fast Break Points	15 (8/8)	100
Second Chance Points	16 (9/20)	45
Effective FG%	42	

Officials: Pualani Spurlock, Teresa Stuck, Jeff Wooten

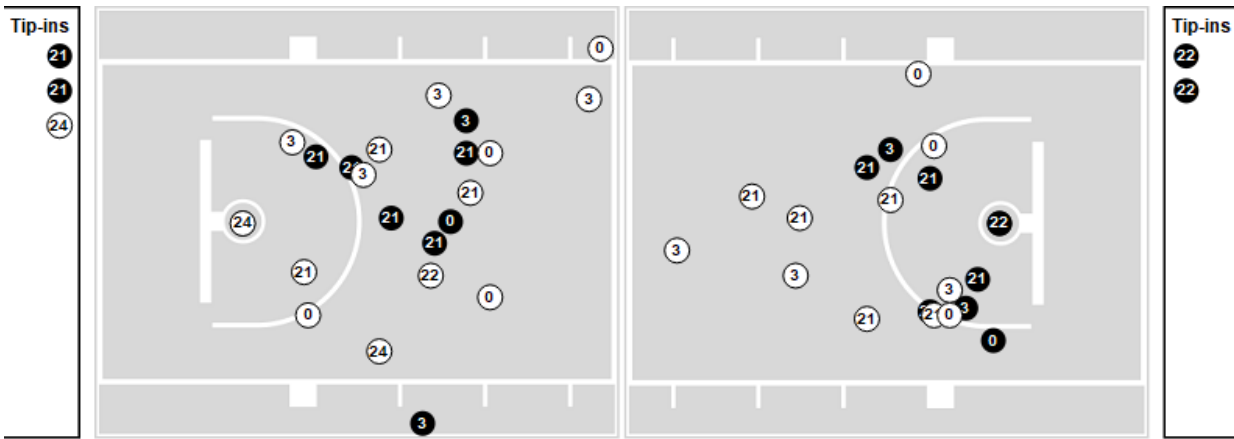
Players => All ; FG Types => All ; Results => All ;

Florida State

All Field Goals



Shots in the Paint



● Made ○ Missed N - Player Number

Florida State	M/A	%
Field Goals	24/66	36
2 Points	21/50	42
3 Points	3/16	19
Free Throws	6/9	67

Florida State	M/A	%
Points in the Paint	38 (19/43)	44
Fast Break Points	5 (3/4)	75
Second Chance Points	13 (7/12)	58
Effective FG%	39	

Duke

Lineup	Time	Score	Score Diff	Pts/Min	Reb	Stl	Tov	Ast	PPP
2- de Jesus V/ 3- Jackson A/ 4- Donovan J/ 5- Okananwa O/ 35- Fournier T/	05:57	14-5	9	2.3529	9	0	0	4	1.2868
3- Jackson A/ 4- Donovan J/ 12- Thomas D/ 22- Mair T/ 24- Richardson R/	05:49	6-8	-2	1.0315	8	1	2	2	0.6757
3- Jackson A/ 4- Donovan J/ 5- Okananwa O/ 12- Thomas D/ 22- Mair T/	04:58	7-11	-4	1.4094	9	0	1	2	1.0000
4- Donovan J/ 5- Okananwa O/ 22- Mair T/ 24- Richardson R/ 35- Fournier T/	03:40	4-1	3	1.0909	5	1	0	0	0.8403
3- Jackson A/ 4- Donovan J/ 22- Mair T/ 24- Richardson R/ 35- Fournier T/	02:38	9-0	9	3.4177	4	0	0	3	1.5000
2- de Jesus V/ 3- Jackson A/ 4- Donovan J/ 24- Richardson R/ 35- Fournier T/	02:20	4-9	-5	1.7143	1	0	2	1	0.8000
2- de Jesus V/ 3- Jackson A/ 5- Okananwa O/ 13- Wood J/ 35- Fournier T/	02:08	4-2	2	1.8750	2	1	0	2	2.0000
3- Jackson A/ 4- Donovan J/ 5- Okananwa O/ 15- Koabel E/ 35- Fournier T/	01:53	6-4	2	3.1858	3	0	0	1	2.0833
2- de Jesus V/ 3- Jackson A/ 5- Okananwa O/ 12- Thomas D/ 24- Richardson R/	01:40	4-4	0	2.4000	1	0	0	1	1.3333
4- Donovan J/ 5- Okananwa O/ 12- Thomas D/ 22- Mair T/ 24- Richardson R/	01:28	0-0	0	0.0000	2	0	1	0	0.0000
2- de Jesus V/ 3- Jackson A/ 4- Donovan J/ 22- Mair T/ 35- Fournier T/	01:19	3-0	3	2.2785	2	0	0	1	1.5000
5- Okananwa O/ 13- Wood J/ 22- Mair T/ 24- Richardson R/ 35- Fournier T/	01:16	0-2	-2	0.0000	2	0	0	0	0.0000
3- Jackson A/ 5- Okananwa O/ 22- Mair T/ 24- Richardson R/ 35- Fournier T/	01:12	4-3	1	3.3333	0	0	0	1	2.0000
2- de Jesus V/ 3- Jackson A/ 4- Donovan J/ 12- Thomas D/ 24- Richardson R/	00:54	2-3	-1	2.2222	1	0	1	0	0.7246
3- Jackson A/ 5- Okananwa O/ 13- Wood J/ 24- Richardson R/ 35- Fournier T/	00:45	0-0	0	0.0000	0	0	1	0	0.0000
3- Jackson A/ 13- Wood J/ 22- Mair T/ 24- Richardson R/ 35- Fournier T/	00:40	2-4	-2	3.0000	0	0	1	0	1.0638
2- de Jesus V/ 3- Jackson A/ 4- Donovan J/ 12- Thomas D/ 22- Mair T/	00:32	0-0	0	0.0000	1	0	0	0	0.0000
3- Jackson A/ 5- Okananwa O/ 13- Wood J/ 15- Koabel E/ 35- Fournier T/	00:26	0-1	-1	0.0000	1	0	0	0	0.0000
2- de Jesus V/ 4- Donovan J/ 5- Okananwa O/ 24- Richardson R/ 35- Fournier T/	00:25	2-0	2	4.8000	0	0	0	1	2.0000
2- de Jesus V/ 3- Jackson A/ 5- Okananwa O/ 24- Richardson R/ 35- Fournier T/	00:00	0-0	0	NaN	0	0	0	0	0.0000

Florida State

Lineup	Time	Score	Score Diff	Pts/Min	Reb	Stl	Tov	Ast	PPP
00- Latson T/ 3- Gordon O/ 11- Bowles S/ 21- Timpson M 22- Williams M	12:03	12-18	-6	0.9959	10	2	3	1	0.6000
00- Latson T/ 3- Gordon O/ 21- Timpson M 22- Williams M 24- Bonner A/	06:24	9-14	-5	1.4062	7	0	0	2	0.8182
00- Latson T/ 6- Valenzuela M 13- Viegas C/ 21- Timpson M 24- Bonner A/	04:21	11-4	7	2.5287	3	1	2	2	1.2387
00- Latson T/ 3- Gordon O/ 11- Bowles S/ 13- Viegas C/ 21- Timpson M	03:28	3-8	-5	0.8654	3	0	2	1	0.6148
3- Gordon O/ 6- Valenzuela M 13- Viegas C/ 21- Timpson M 24- Bonner A/	02:20	8-6	2	3.4286	1	1	0	2	1.3605
1- Turnage B/ 3- Gordon O/ 13- Viegas C/ 21- Timpson M 24- Bonner A/	02:15	4-4	0	1.7778	4	0	0	0	1.0309
00- Latson T/ 6- Valenzuela M 11- Bowles S/ 13- Viegas C/ 22- Williams M	02:08	2-4	-2	0.9375	0	0	1	0	0.6667
00- Latson T/ 3- Gordon O/ 6- Valenzuela M 13- Viegas C/ 21- Timpson M	01:51	0-3	-3	0.0000	2	0	1	0	0.0000
1- Turnage B/ 3- Gordon O/ 13- Viegas C/ 24- Bonner A/ 32- Treadwell A/	01:06	0-4	-4	0.0000	1	0	0	0	0.0000
00- Latson T/ 4- Dos Santos R/ 11- Bowles S/ 13- Viegas C/ 32- Treadwell A/	01:04	0-0	0	0.0000	1	0	0	0	0.0000
00- Latson T/ 6- Valenzuela M 11- Bowles S/ 13- Viegas C/ 21- Timpson M	00:54	3-2	1	3.3333	1	0	0	1	1.5000
1- Turnage B/ 3- Gordon O/ 11- Bowles S/ 13- Viegas C/ 21- Timpson M	00:52	4-2	2	4.5369	0	0	0	0	2.0000
00- Latson T/ 6- Valenzuela M 13- Viegas C/ 22- Williams M 24- Bonner A/	00:22	0-0	0	0.0000	1	0	0	0	0.0000
1- Turnage B/ 3- Gordon O/ 11- Bowles S/ 13- Viegas C/ 32- Treadwell A/	00:20	0-0	0	0.0000	1	0	0	0	0.0000
00- Latson T/ 1- Turnage B/ 13- Viegas C/ 21- Timpson M 24- Bonner A/	00:17	0-2	-2	0.0000	0	0	1	0	0.0000
3- Gordon O/ 6- Valenzuela M 11- Bowles S/ 13- Viegas C/ 21- Timpson M	00:14	1-0	1	4.2857	0	0	0	0	2.2727

Duke

Lineup	Quarter On	Time On	Quarter Off	Time Off	Time on Court	Score	Score Diff	Reb	Stl	Tov	Ast	PPP
3- Jackson A/ 4- Donovan J/ 12- Thomas D/ 22- Mair T/ 24- Richardson R/	1	10:00	1	06:13	03:47	4-6	-2	4	1	1	1	0.6803
3- Jackson A/ 4- Donovan J/ 22- Mair T/ 24- Richardson R/ 35- Fournier T/	1	06:13	1	03:35	02:38	9-0	9	4	0	0	3	1.5000
5- Okananwa O/ 13- Wood J/ 22- Mair T/ 24- Richardson R/ 35- Fournier T/	1	03:35	1	02:19	01:16	0-2	-2	2	0	0	0	0.0000
3- Jackson A/ 5- Okananwa O/ 13- Wood J/ 15- Koabel E/ 35- Fournier T/	1	02:19	1	01:53	00:26	0-1	-1	1	0	0	0	0.0000
3- Jackson A/ 4- Donovan J/ 5- Okananwa O/ 15- Koabel E/ 35- Fournier T/	1	01:53	2	10:00	01:53	6-4	2	3	0	0	1	2.0833
4- Donovan J/ 5- Okananwa O/ 12- Thomas D/ 22- Mair T/ 24- Richardson R/	2	10:00	2	08:32	01:28	0-0	0	2	0	1	0	0.0000
3- Jackson A/ 4- Donovan J/ 12- Thomas D/ 22- Mair T/ 24- Richardson R/	2	08:32	2	06:30	02:02	2-2	0	4	0	1	1	0.6667
3- Jackson A/ 5- Okananwa O/ 13- Wood J/ 24- Richardson R/ 35- Fournier T/	2	06:30	2	05:45	00:45	0-0	0	0	0	1	0	0.0000
3- Jackson A/ 13- Wood J/ 22- Mair T/ 24- Richardson R/ 35- Fournier T/	2	05:45	2	05:05	00:40	2-4	-2	0	0	1	0	1.0638
2- de Jesus V/ 3- Jackson A/ 4- Donovan J/ 24- Richardson R/ 35- Fournier T/	2	05:05	2	02:45	02:20	4-9	-5	1	0	2	1	0.8000
2- de Jesus V/ 3- Jackson A/ 4- Donovan J/ 12- Thomas D/ 24- Richardson R/	2	02:45	2	01:51	00:54	2-3	-1	1	0	1	0	0.7246
2- de Jesus V/ 3- Jackson A/ 4- Donovan J/ 12- Thomas D/ 22- Mair T/	2	01:51	2	01:19	00:32	0-0	0	1	0	0	0	0.0000
2- de Jesus V/ 3- Jackson A/ 4- Donovan J/ 22- Mair T/ 35- Fournier T/	2	01:19	3	10:00	01:19	3-0	3	2	0	0	1	1.5000
3- Jackson A/ 4- Donovan J/ 5- Okananwa O/ 12- Thomas D/ 22- Mair T/	3	10:00	3	05:02	04:58	7-11	-4	9	0	1	2	1.0000
4- Donovan J/ 5- Okananwa O/ 22- Mair T/ 24- Richardson R/ 35- Fournier T/	3	05:02	3	04:56	00:06	0-0	0	1	0	0	0	0.0000
2- de Jesus V/ 4- Donovan J/ 5- Okananwa O/ 24- Richardson R/ 35- Fournier T/	3	04:56	3	04:31	00:25	2-0	2	0	0	0	1	2.0000
2- de Jesus V/ 3- Jackson A/ 4- Donovan J/ 5- Okananwa O/ 35- Fournier T/	3	04:31	3	02:08	02:23	4-3	1	3	0	0	2	0.8000
2- de Jesus V/ 3- Jackson A/ 5- Okananwa O/ 13- Wood J/ 35- Fournier T/	3	02:08	4	10:00	02:08	4-2	2	2	1	0	2	2.0000
2- de Jesus V/ 3- Jackson A/ 4- Donovan J/ 5- Okananwa O/ 35- Fournier T/	4	10:00	4	06:26	03:34	10-2	8	6	0	0	2	1.7007
2- de Jesus V/ 3- Jackson A/ 5- Okananwa O/ 24- Richardson R/ 35- Fournier T/	4	06:26	4	06:26	00:00	0-0	0	0	0	0	0	0.0000
2- de Jesus V/ 3- Jackson A/ 5- Okananwa O/ 12- Thomas D/ 24- Richardson R/	4	06:26	4	04:46	01:40	4-4	0	1	0	0	1	1.3333
3- Jackson A/ 5- Okananwa O/ 22- Mair T/ 24- Richardson R/ 35- Fournier T/	4	04:46	4	03:34	01:12	4-3	1	0	0	0	1	2.0000
4- Donovan J/ 5- Okananwa O/ 22- Mair T/ 24- Richardson R/ 35- Fournier T/	4	03:34	4	00:00	03:34	4-1	3	4	1	0	0	0.8403

Florida State

Lineup	Quarter On	Time On	Quarter Off	Time Off	Time on Court	Score	Score Diff	Reb	Stl	Tov	Ast	PPP
00- Latson T/3- Gordon O/ 11- Bowles S/ 21- Timpson M 22- Williams M	1	10:00	1	03:35	06:25	6-13	-7	6	1	2	1	0.5000
00- Latson T/6- Valenzuela M 13- Viegas C/ 21- Timpson M 24- Bonner A/	1	03:35	1	02:19	01:16	2-0	2	1	0	0	0	1.0000
1- Turnage B/ 3- Gordon O/ 13- Viegas C/ 21- Timpson M 24- Bonner A/	1	02:19	1	02:19	00:00	1-0	1	0	0	0	0	2.2727
1- Turnage B/ 3- Gordon O/ 13- Viegas C/ 24- Bonner A/ 32- Treadwell A/	1	02:19	1	01:13	01:06	0-4	-4	1	0	0	0	0.0000
1- Turnage B/ 3- Gordon O/ 11- Bowles S/ 13- Viegas C/ 32- Treadwell A/	1	01:13	1	00:52	00:20	0-0	0	1	0	0	0	0.0000
1- Turnage B/ 3- Gordon O/ 11- Bowles S/ 13- Viegas C/ 21- Timpson M	1	00:52	2	10:00	00:52	4-2	2	0	0	0	0	2.0000
00- Latson T/3- Gordon O/ 11- Bowles S/ 21- Timpson M 22- Williams M	2	10:00	2	06:30	03:30	2-2	0	4	0	1	0	0.4000
00- Latson T/6- Valenzuela M 13- Viegas C/ 21- Timpson M 24- Bonner A/	2	06:30	2	05:45	00:45	0-0	0	1	0	1	0	0.0000
3- Gordon O/ 6- Valenzuela M 13- Viegas C/ 21- Timpson M 24- Bonner A/	2	05:45	2	05:05	00:40	4-2	2	0	1	0	1	1.3889
00- Latson T/6- Valenzuela M 13- Viegas C/ 21- Timpson M 24- Bonner A/	2	05:05	2	02:45	02:20	9-4	5	1	1	1	2	1.5306
00- Latson T/6- Valenzuela M 11- Bowles S/ 13- Viegas C/ 21- Timpson M	2	02:45	2	01:51	00:54	3-2	1	1	0	0	1	1.5000
00- Latson T/3- Gordon O/ 6- Valenzuela M 13- Viegas C/ 21- Timpson M	2	01:51	3	10:00	01:51	0-3	-3	2	0	1	0	0.0000
00- Latson T/3- Gordon O/ 11- Bowles S/ 21- Timpson M 22- Williams M	3	10:00	3	08:28	01:32	2-3	-1	0	1	0	0	1.0000
00- Latson T/3- Gordon O/ 21- Timpson M 22- Williams M 24- Bonner A/	3	08:28	3	05:02	03:26	9-4	5	4	0	0	2	1.8000
1- Turnage B/ 3- Gordon O/ 13- Viegas C/ 21- Timpson M 24- Bonner A/	3	05:02	3	02:47	02:15	3-4	-1	4	0	0	0	0.8721
00- Latson T/ 1- Turnage B/ 13- Viegas C/ 21- Timpson M 24- Bonner A/	3	02:47	3	02:30	00:17	0-2	-2	0	0	1	0	0.0000
00- Latson T/ 6- Valenzuela M 13- Viegas C/ 22- Williams M 24- Bonner A/	3	02:30	3	02:08	00:22	0-0	0	1	0	0	0	0.0000
00- Latson T/ 6- Valenzuela M 11- Bowles S/ 13- Viegas C/ 22- Williams M	3	02:08	4	10:00	02:08	2-4	-2	0	0	1	0	0.6667
00- Latson T/ 3- Gordon O/ 11- Bowles S/ 21- Timpson M 22- Williams M	4	10:00	4	09:24	00:36	2-0	2	0	0	0	0	2.0000
00- Latson T/ 3- Gordon O/ 21- Timpson M 22- Williams M 24- Bonner A/	4	09:24	4	06:26	02:58	0-10	-10	3	0	0	0	0.0000
3- Gordon O/ 6- Valenzuela M 13- Viegas C/ 21- Timpson M 24- Bonner A/	4	06:26	4	04:46	01:40	4-4	0	1	0	0	1	1.3333
3- Gordon O/ 6- Valenzuela M 11- Bowles S/ 13- Viegas C/ 21- Timpson M	4	04:46	4	04:32	00:14	1-0	1	0	0	0	0	2.2727
00- Latson T/ 3- Gordon O/ 11- Bowles S/ 13- Viegas C/ 21- Timpson M	4	04:32	4	01:04	03:28	3-8	-5	3	0	2	1	0.6148
00- Latson T/ 4- Dos Santos R/ 11- Bowles S/ 13- Viegas C/ 32- Treadwell A/	4	01:04	4	00:00	01:04	0-0	0	1	0	0	0	0.0000