

## FINAL SCORE



**NC State**

**97**



**Florida State**

**74**

**February 09, 2025 • Donald L. Tucker Center**

## FINAL STATISTICS

# FLORIDA STATE<sup>®</sup>

## BASKETBALL

### **FINAL: NO. 14 NC STATE 97, NO. 22 FSU 74**

- » Ta'Niya Latson led with 23 points, producing her 21st game this season with 20 or more points
- » After securing nine rebounds, Makayla Timpson became the third player in FSU history to eclipse 1,000 career rebounds. She has 1,001 for her career and will look to take over second place in FSU history (1,006).
- » With four blocks, Timpson has 12 straight games with at least one block. She has swatted three or more in the last six games. Timpson is averaging 3.3 blocks per game.
- » Timpson contributed 14 points and now has 1,541 for her career, moving into sixth place in FSU history, passing Alexa DeLuzio (1,539)
- » O'Mariah Gordon added three assists, moving to 10th in program history at 388, tying Robin Corn (358)
- » Off the bench, Amaya Bonner added 11 points, contributing back-to-back games scoring in double figures for the first time this season

### **FSU STARTERS**

Player	20-21	21-22	22-23	23-24	24-25	Tot
Ta'Niya Latson	-	-	31	33	23	87
Makayla Timpson	-	1	33	34	24	91
O'Mariah Gordon	-	20	2	34	24	79
*Malea Williams	0	3	4	31	13	50
Carla Viegas	-	-	-	0	16	16
^Sydney Bowles	-	-	29	1	9	39
Brianna Turnage	-	-	0	19	11	30

\*At Cincinnati, ^ at Texas A&M

### **FSU TOP SCORERS**

Player	PTS	FGM	FT	3PT	AST	REB
Ta'Niya Latson	23	8-19	6-7	1-5	3	2
O'Mariah Gordon	20	7-15	3-4	3-4	3	4
Makayla Timpson	14	6-15	2-2	0-0	0	9
Amaya Bonner	11	4-6	2-2	1-1	2	5



NC State - 97

Record: 19-4 (11-1)

NO.	Name	Min	FG			Rebounds			Fouls		TP	AS	TO	ST	Blocks		+/-
			M-A	3P	FT	OR	DR	TOT	PF	FD					BS	BA	
18	Tilda Trygger	F 34:22	7-12	0-1	2-2	6	8	14	1	1	16	0	0	1	3	2	25
10	Aziaha James	G 37:31	9-18	2-7	2-4	0	5	5	1	3	22	2	1	3	0	0	23
21	Madison Hayes	G 35:47	4-11	2-5	4-6	3	6	9	2	4	14	2	0	0	0	1	24
22	Saniya Rivers	G 33:09	4-10	2-4	2-4	0	3	3	3	4	12	3	2	1	2	0	20
35	Zoe Brooks	G 32:22	8-16	1-2	4-4	2	5	7	1	5	21	7	2	0	1	3	20
1	Lorena Awou	05:35	2-2	0-0	0-0	0	0	0	2	0	4	0	1	0	0	0	-3
3	Zamareya Jones	14:24	2-4	0-0	2-3	0	1	1	2	2	6	0	1	0	0	0	8
11	Maddie Cox	02:08	0-0	0-0	0-0	0	0	0	0	0	0	0	0	0	0	0	1
42	Mallory Collier	02:08	0-0	0-0	0-0	0	0	0	0	0	0	0	1	0	0	0	-1
0	Devyn Quigley	01:17	0-0	0-0	0-0	0	0	0	0	0	0	1	0	0	0	0	-1
24	Laci Steele	01:17	1-1	0-0	0-0	0	1	1	0	0	2	0	0	0	0	0	-1
Team						2	2	4			0		0				
<b>Totals</b>			37-74	7-19	16-23	13	31	44	12	19	97	15	8	5	6	6	23

Shooting By Period		
1st FG%	11-21	52.4%
3PT%	3-5	60.0%
FT%	1-2	50%
2nd FG%	9-16	56.3%
3PT%	1-4	25.0%
FT%	6-8	75%
3rd FG%	10-23	43.5%
3PT%	1-5	20.0%
FT%	0-1	0%
4th FG%	7-14	50.0%
3PT%	2-5	40.0%
FT%	9-12	75%
GM FG%	37-74	50.0%
3PT%	7-19	36.8%
FT%	16-23	69.6%

Technical Fouls: NONE

Dead Ball Rebounds: 2, 1

Florida State - 74

Record: 19-5 (9-3)

NO.	Name	Min	FG			Rebounds			Fouls		TP	AS	TO	ST	Blocks		+/-
			M-A	3P	FT	OR	DR	TOT	PF	FD					BS	BA	
21	Makayla Timpson	F 33:22	6-15	0-0	2-2	2	7	9	2	1	14	0	0	1	4	2	-25
22	Malea Williams	F 16:59	0-2	0-2	0-0	1	3	4	2	0	0	0	1	1	0	0	-4
00	Ta'Niya Latson	G 29:25	8-19	1-5	6-7	0	2	2	5	4	23	3	4	0	0	2	-21
3	O'Mariah Gordon	G 29:04	7-15	3-4	3-4	1	1	2	4	4	20	3	3	0	1	1	-8
11	Sydney Bowles	G 31:35	1-6	1-4	0-0	0	4	4	2	1	3	2	3	1	0	0	-12
1	Brianna Turnage	04:23	0-2	0-0	0-0	0	2	2	0	0	0	0	1	0	0	0	-14
24	Amaya Bonner	27:25	4-6	1-1	2-2	0	5	5	2	1	11	2	0	0	0	1	-12
13	Carla Viegas	10:44	1-2	1-2	0-0	0	2	2	1	0	3	0	0	0	1	0	-6
32	Avery Treadwell	06:38	0-2	0-1	0-0	1	1	2	0	1	0	1	0	1	0	0	2
4	Raiane Dos Santos	10:25	0-0	0-0	0-0	0	0	0	1	0	0	0	1	1	0	0	-15
Team						4	2	6			0		0				
<b>Totals</b>			27-69	7-19	13-15	9	29	38	19	12	74	11	13	5	6	6	-23

Shooting By Period		
1st FG%	5-18	27.8%
3PT%	1-7	14.3%
FT%	3-4	75%
2nd FG%	8-18	44.4%
3PT%	1-1	100.0%
FT%	0-0	0%
3rd FG%	6-16	37.5%
3PT%	3-6	50.0%
FT%	5-5	100%
4th FG%	8-17	47.1%
3PT%	2-5	40.0%
FT%	5-6	83.3%
GM FG%	27-69	39.1%
3PT%	7-19	36.8%
FT%	13-15	86.7%

Technical Fouls: NONE

Dead Ball Rebounds: 3, 0

	NCST	FSU
<b>Biggest lead</b>	26 (3 <sup>rd</sup> 5:24)	3 (1 <sup>st</sup> 7:34)
<b>Best Scoring Run</b>	16 (3 <sup>rd</sup> 9:28)	9 (3 <sup>rd</sup> 4:20)
<b>Lead Changes</b>	3	
<b>Times Tied</b>	2	
<b>Time with Lead</b>	36:37	02:01

	NCST	FSU
<b>Points from</b>		
<b>Turnovers</b>	13	7
<b>Paint</b>	52	34
<b>Second Chance</b>	23	5
<b>Fast Breaks</b>	12	10
<b>Bench</b>	12	14

Period by Period Scoring					
	1st	2nd	3rd	4th	TOT
<b>NCST</b>	26	25	21	25	97
<b>FSU</b>	14	17	20	23	74

**Period 1**

**Period Starters:**

<b>FSU</b>	00 Latson T	3 Gordon O	11 Bowles S	21 Timpson M	22 Williams M
<b>NCST</b>	10 James A	18 Trygger T	21 Hayes M	22 Rivers S	35 Brooks Z

Game Time	FSU	Score	Diff	NCST
10:00	21 TIMPSON M jumpball won			22 RIVERS S jumpball lost
09:53	00 LATSON T 3pt FG , jump shot missed			
09:49				18 TRYGGER T defensive rebound (1)
09:31	jump ball situation			
09:29				21 HAYES M 2pt FG in the paint, jump shot missed
09:26	21 TIMPSON M defensive rebound (1)			
09:17	3 GORDON O 2pt FG in the paint, floating jump shot made (2)	<b>2-0</b>	<b>2</b>	
09:03	22 WILLIAMS M steal (1)			35 BROOKS Z turnover bad pass (1)
08:57	3 GORDON O 2pt FG from turnover in the paint, driving layup missed			
08:57				35 BROOKS Z defensive rebound (1)
08:57	3 GORDON O foul personal (1 - 1)			35 BROOKS Z foul drawn (1)
08:35				10 JAMES A 2pt FG in the paint, driving layup missed
08:31				18 TRYGGER T offensive rebound (2)
08:31		<b>2-2</b>	<b>0</b>	18 TRYGGER T 2pt FG second chance in the paint, tip-in layup made (2)
08:22	00 LATSON T 2pt FG outside the paint, step back jump shot missed			
08:20				21 HAYES M defensive rebound (1)
08:13		<b>2-4</b>	<b>-2</b>	35 BROOKS Z 2pt FG in the paint, driving layup made (2)
07:55	21 TIMPSON M 2pt FG in the paint, jump shot made (2)	<b>4-4</b>	<b>0</b>	
07:55	3 GORDON O assist (1)			
07:41				22 RIVERS S 2pt FG in the paint, jump shot missed
07:39	11 BOWLES S defensive rebound (1)			
07:34	11 BOWLES S 3pt FG fast break, pull up jump shot made (3)	<b>7-4</b>	<b>3</b>	
07:13		<b>7-6</b>	<b>1</b>	35 BROOKS Z 2pt FG in the paint, pull up jump shot made (4)
06:59	21 TIMPSON M 2pt FG in the paint, jump shot blocked			
06:59				18 TRYGGER T block (1)
06:59	offensive rebound (3)			
06:52	21 TIMPSON M 2pt FG second chance outside the paint, jump shot missed			
06:50	22 WILLIAMS M offensive rebound (1)			
06:47	00 LATSON T 3pt FG second chance, jump shot missed			
06:45				22 RIVERS S defensive rebound (1)
06:38				18 TRYGGER T 3pt FG , jump shot missed
06:35	22 WILLIAMS M defensive rebound (2)			
06:29	22 WILLIAMS M 3pt FG , jump shot missed			
06:26				10 JAMES A defensive rebound (1)
06:19		<b>7-8</b>	<b>-1</b>	10 JAMES A 2pt FG fast break outside the paint, pull up jump shot made (2)
05:58	00 LATSON T turnover bad pass (1)			10 JAMES A steal (1)
05:53	22 WILLIAMS M foul shooting (1 - 2)			10 JAMES A foul drawn (1)
05:53	3 GORDON O substitution out			

Official Basketball Play-by-Play - 1st Period  
**NC State at Florida State**  
 02/09/25 Donald L. Tucker Center, Tallahassee  
 2024-25 Women's Basketball

**Game Time:** 2:00 PM  
**Game Duration:** 1:45  
**Attendance:** 2,458

**Officials:** Ed Sidlasky, Fatou Ossoko-Stephens, Tyler Trimble

Game Time	FSU	Score	Diff	NCST
05:53	22 WILLIAMS M substitution out			
05:53	1 TURNAGE B substitution in			
05:53	24 BONNER A substitution in			
05:53		<b>7-9</b>	<b>-2</b>	10 JAMES A free throw fast break 1 - 2 made (3)
05:53				10 JAMES A free throw fast break 2 - 2 missed
05:52				offensive rebound (7)
05:49		<b>7-11</b>	<b>-4</b>	18 TRYGGGER T 2pt FG second chance in the paint, turnaround jump shot made (4)
05:49				35 BROOKS Z assist (1)
05:33	00 LATSON T 2pt FG in the paint, turnaround jump shot made (2)	<b>9-11</b>	<b>-2</b>	
05:11		<b>9-14</b>	<b>-5</b>	10 JAMES A 3pt FG, step back jump shot made (6)
04:55	11 BOWLES S 3pt FG, jump shot missed			
04:51				10 JAMES A defensive rebound (2)
04:47				35 BROOKS Z 2pt FG outside the paint, pull up jump shot missed
04:42				21 HAYES M offensive rebound (2)
04:41		<b>9-17</b>	<b>-8</b>	22 RIVERS S 3pt FG second chance, jump shot made (3)
04:41				21 HAYES M assist (1)
04:30	00 LATSON T 2pt FG outside the paint, jump shot missed			
04:28				35 BROOKS Z defensive rebound (2)
04:26		<b>9-19</b>	<b>-10</b>	10 JAMES A 2pt FG fast break in the paint, layup made (8)
04:26				35 BROOKS Z assist (2)
04:25	Timeout 30 Sec			
04:25				Timeout media
04:25	00 LATSON T substitution out			
04:25	11 BOWLES S substitution out			
04:25	3 GORDON O substitution in			
04:25	13 MEGAS C substitution in			
04:10	1 TURNAGE B 2pt FG in the paint, turnaround jump shot missed			
04:07				21 HAYES M defensive rebound (3)
03:57				22 RIVERS S 2pt FG in the paint, layup missed
03:54	1 TURNAGE B defensive rebound (1)			
03:48	3 GORDON O foul drawn (1)			21 HAYES M foul shooting (1 - 1)
03:48	3 GORDON O free throw 1 - 2 missed			
03:48	offensive dead ball rebound (1)			
03:48	3 GORDON O free throw 2 - 2 made (3)	<b>10-19</b>	<b>-9</b>	
03:25				18 TRYGGGER T 2pt FG in the paint, layup missed
03:23	21 TIMPSON M defensive rebound (2)			
03:17	3 GORDON O turnover travel (1)			
03:00				21 HAYES M 2pt FG from turnover in the paint, layup blocked
03:00	21 TIMPSON M block (1)			
02:58	1 TURNAGE B defensive rebound (2)			
02:50	1 TURNAGE B turnover travel (1)			
02:50	1 TURNAGE B substitution out			
02:50	00 LATSON T substitution in			
02:33				21 HAYES M 2pt FG from turnover in the paint, pull up jump shot missed
02:31	13 MEGAS C defensive rebound (1)			
02:25	00 LATSON T 2pt FG in the paint, driving layup blocked			

Official Basketball PlaybyPlay- 1st Period  
**NC State at Florida State**  
 02/09/25 Donald L. Tucker Center, Tallahassee  
 2024-25 Women's Basketball

**Game Time:** 2:00 PM  
**Game Duration:** 1:45  
**Attendance:** 2,458

**Officials:** Ed Sidlasky, Fatou Ossoko-Stephens, Tyler Trimble

Game Time	FSU	Score	Diff	NCST
02:25				22 RIVERS S block (1)
02:21				18 TRYGGGER T defensive rebound (3)
02:10				10 JAMES A 3pt FG , jump shot missed
02:07	24 BONNER A defensive rebound (1)			
02:03	21 TIMPSON M substitution out			
02:03	32 TREADWELL A substitution in			
02:01	00 LATSON T 2pt FG in the paint, layup made (4)	<b>12-19</b>	<b>-7</b>	
02:01	3 GORDON O assist (2)			
01:34		<b>12-21</b>	<b>-9</b>	35 BROOKS Z 2pt FG in the paint, driving layup made (6)
01:19	3 GORDON O 3pt FG , jump shot missed			
01:16				21 HAYES M defensive rebound (4)
01:08	3 GORDON O foul personal (2 - 3)			35 BROOKS Z foul drawn (2)
01:08	3 GORDON O substitution out			
01:08	11 BOWLES S substitution in			
01:08	32 TREADWELL A substitution out			
01:08	21 TIMPSON M substitution in			
01:08				18 TRYGGGER T substitution out
01:08				1 AWOU L substitution in
01:01		<b>12-23</b>	<b>-11</b>	1 AWOU L 2pt FG in the paint, layup made (2)
01:01				10 JAMES A assist (1)
00:42	21 TIMPSON M foul drawn (1)			1 AWOU L foul shooting (1 - 2)
00:42	13 VEGAS C substitution out			
00:42	22 WILLIAMS M substitution in			
00:42	21 TIMPSON M free throw 1 - 2 made (3)	<b>13-23</b>	<b>-10</b>	
00:42	21 TIMPSON M free throw 2 - 2 made (4)	<b>14-23</b>	<b>-9</b>	
00:29		<b>14-26</b>	<b>-12</b>	21 HAYES M 3pt FG , jump shot made (3)
00:29				35 BROOKS Z assist (3)
00:01	11 BOWLES S 3pt FG , jump shot missed			
00:01	offensive dead ball rebound (2)			
<b>END OF PERIOD</b>				
<b>FSU 14-26 NCST</b>				

Officials: Ed Sidlasky, Fatou Ossoko-Stephens, Tyler Trimble

**NC State - 26**

NO.	Name	Min	FG			Rebounds			Fouls		TP	AS	TO	ST	Blocks		+/-
			M-A	M-A	M-A	OR	DR	TOT	PF	FD					BS	BA	
18	Tilda Trygger	F 08:52	2-4	0-1	0-0	1	2	3	0	0	4	0	0	0	1	0	9
10	Aziaha James	G 10:00	3-5	1-2	1-2	0	2	2	0	1	8	1	0	1	0	0	12
21	Madison Hayes	G 10:00	1-4	1-1	0-0	1	3	4	1	0	3	1	0	0	0	1	12
22	Saniya Rivers	G 10:00	1-3	1-1	0-0	0	1	1	0	0	3	0	0	0	1	0	12
35	Zoe Brooks	G 10:00	3-4	0-0	0-0	0	2	2	0	2	6	3	1	0	0	0	12
1	Lorena Awou	01:08	1-1	0-0	0-0	0	0	0	1	0	2	0	0	0	0	0	3
Team						1	0	1			0		0				
<b>Totals</b>			11-21	3-5	1-2	3	10	13	2	3	26	5	1	1	2	1	12

Shooting By Period		
1st FG%	11-21	52.4%
3PT%	3-5	60.0%
FT%	1-2	50%
GMFG%	11-21	52.4%
3PT%	3-5	60.0%
FT%	1-2	50.0%

Dead Ball Rebounds: 0, 0

Technical Fouls: NONE

**Florida State - 14**

NO.	Name	Min	FG			Rebounds			Fouls		TP	AS	TO	ST	Blocks		+/-
			M-A	M-A	M-A	OR	DR	TOT	PF	FD					BS	BA	
21	Makayla Timpson	F 09:05	1-3	0-0	2-2	0	2	2	0	1	4	0	0	0	1	1	-12
22	Malea Williams	F 04:50	0-1	0-1	0-0	1	1	2	1	0	0	0	0	1	0	0	-2
00	Ta'Niya Latson	G 08:25	2-7	0-2	0-0	0	0	0	0	0	4	0	1	0	0	1	-13
3	O'Mariah Gordon	G 07:24	1-3	0-1	1-2	0	0	0	2	1	3	2	1	0	0	0	0
11	Sydney Bowles	G 06:43	1-3	1-3	0-0	0	1	1	0	0	3	0	0	0	0	0	-13
1	Brianna Turnage	03:03	0-1	0-0	0-0	0	2	2	0	0	0	0	1	0	0	0	-8
24	Amaya Bonner	05:53	0-0	0-0	0-0	0	1	1	0	0	0	0	0	0	0	0	-11
13	Carla Viegas	03:42	0-0	0-0	0-0	0	1	1	0	0	0	0	0	0	0	0	-1
32	Avery Treadwell	00:55	0-0	0-0	0-0	0	0	0	0	0	0	0	0	0	0	0	0
Team						1	0	1			0		0				
<b>Totals</b>			5-18	1-7	3-4	2	8	10	3	2	14	2	3	1	1	2	-12

Shooting By Period		
1st FG%	5-18	27.8%
3PT%	1-7	14.3%
FT%	3-4	75%
GMFG%	5-18	27.8%
3PT%	1-7	14.3%
FT%	3-4	75.0%

Dead Ball Rebounds: 2, 0

Technical Fouls: NONE

	NCST	FSU
Biggest lead	12 (1 <sup>st</sup> 0:29)	3 (1 <sup>st</sup> 7:34)
Best Scoring Run	8 (1 <sup>st</sup> 4:26)	5 (1 <sup>st</sup> 7:34)
Lead Changes	3	
Times Tied	2	
Time with Lead	06:37	02:01

Points from	NCST	FSU
Turnovers	1	0
Paint	14	8
Second Chance	7	0
Fast Breaks	5	3
Bench	2	0

	Period by Period Scoring				
	1st	2nd	3rd	4th	TOT
NCST	26	25	21	25	97
FSU	14	17	20	23	74

**Period 2**

**Period Starters:**

<b>FSU</b>	00 Latson T	11 Bowles S	21 Timpson M	22 Williams M	24 Bonner A
<b>NCST</b>	1 Awou L	10 James A	18 Trygger T	22 Rivers S	35 Brooks Z

Game Time	FSU	Score	Diff	NCST
10:00				21 HAYES M substitution out
10:00				18 TRYGGGER T substitution in
09:54	00 LATSON T 2pt FG in the paint, driving layup made (6)	<b>16-26</b>	<b>-10</b>	
09:36				10 JAMES A 3pt FG , step back jump shot missed
09:35	defensive rebound (11)			
09:27	00 LATSON T 2pt FG in the paint, driving layup made (8)	<b>18-26</b>	<b>-8</b>	
09:07		<b>18-28</b>	<b>-10</b>	35 BROOKS Z 2pt FG in the paint, driving layup made (8)
08:57	00 LATSON T 2pt FG in the paint, jump shot missed			
08:51				10 JAMES A defensive rebound (3)
08:45				22 RIVERS S 2pt FG outside the paint, jump shot missed
08:41	22 WILLIAMS M defensive rebound (3)			
08:31	21 TIMPSON M 2pt FG in the paint, layup made (6)	<b>20-28</b>	<b>-8</b>	
08:31	00 LATSON T assist (1)			
08:14		<b>20-30</b>	<b>-10</b>	10 JAMES A 2pt FG in the paint, floating jump shot made (10)
07:55	Timeout 30 Sec			
07:55	Timeout media			
07:55				1 AWOU L substitution out
07:55				21 HAYES M substitution in
07:50	21 TIMPSON M 2pt FG in the paint, jump shot missed			
07:48				35 BROOKS Z defensive rebound (3)
07:44		<b>20-32</b>	<b>-12</b>	22 RIVERS S 2pt FG fast break in the paint, layup made (5)
07:44				35 BROOKS Z assist (4)
07:25	11 BOWLES S turnover bad pass (1)			18 TRYGGGER T steal (1)
07:20	22 WILLIAMS M foul shooting (2 - 1)			21 HAYES M foul drawn (1)
07:19				21 HAYES M free throw fast break 1 - 2 missed
07:19				offensive dead ball rebound (1)
07:19		<b>20-33</b>	<b>-13</b>	21 HAYES M free throw fast break 2 - 2 made (4)
07:00	24 BONNER A 2pt FG in the paint, driving layup made (2)	<b>22-33</b>	<b>-11</b>	
07:00	00 LATSON T assist (2)			
06:39				35 BROOKS Z 2pt FG in the paint, layup missed
06:37	24 BONNER A defensive rebound (2)			
06:32	00 LATSON T 2pt FG in the paint, layup blocked			
06:32				18 TRYGGGER T block (2)
06:27				21 HAYES M defensive rebound (5)
06:22				21 HAYES M 3pt FG , jump shot missed
06:19				18 TRYGGGER T offensive rebound (4)
06:19		<b>22-35</b>	<b>-13</b>	18 TRYGGGER T 2pt FG second chance in the paint, tip-in layup made (6)
06:00	21 TIMPSON M 2pt FG in the paint, layup missed			
05:57				18 TRYGGGER T defensive rebound (5)
05:47				22 RIVERS S 2pt FG in the paint, layup missed
05:45	11 BOWLES S defensive rebound (2)			
05:43	24 BONNER A 3pt FG fast break, jump shot made (5)	<b>25-35</b>	<b>-10</b>	



Official Basketball Play-by-Play - 2nd Period  
**NC State at Florida State**  
 02/09/25 Donald L. Tucker Center, Tallahassee  
 2024-25 Women's Basketball

**Game Time:** 2:00 PM  
**Game Duration:** 1:45  
**Attendance:** 2,458

**Officials:** Ed Sidlasky, Fatou Ossoko-Stephens, Tyler Trimble

Game Time	FSU	Score	Diff	NCST
05:43	11 BOWLES S assist (1)			
05:06				10 JAMES A 3pt FG , jump shot missed
05:04	11 BOWLES S defensive rebound (3)			
04:59	11 BOWLES S foul drawn (1)			22 RIVERS S foul personal (1 - 1)
04:59	00 LATSON T substitution out			
04:59	22 WILLIAMS M substitution out			
04:59	3 GORDON O substitution in			
04:59	4 DOS SANTOS R substitution in			
04:59				22 RIVERS S substitution out
04:59				3 JONES Z substitution in
04:57	21 TIMPSON M 2pt FG in the paint, layup made (8)	<b>27-35</b>	<b>-8</b>	
04:57	3 GORDON O assist (3)			
04:42	21 TIMPSON M foul shooting (1 - 2)			35 BROOKS Z foul drawn (3)
04:42		<b>27-36</b>	<b>-9</b>	35 BROOKS Z free throw 1 - 2 made (9)
04:42		<b>27-37</b>	<b>-10</b>	35 BROOKS Z free throw 2 - 2 made (10)
04:32	3 GORDON O 2pt FG outside the paint, pull up jump shot missed			
04:31				defensive rebound (19)
04:15		<b>27-39</b>	<b>-12</b>	35 BROOKS Z 2pt FG in the paint, pull up jump shot made (12)
03:56	24 BONNER A 2pt FG in the paint, floating jump shot made (7)	<b>29-39</b>	<b>-10</b>	
03:36				3 JONES Z 2pt FG in the paint, driving layup missed
03:34	3 GORDON O defensive rebound (1)			
03:34	3 GORDON O foul drawn (2)			3 JONES Z foul personal (1 - 2)
03:34	21 TIMPSON M substitution out			
03:34	00 LATSON T substitution in			
03:34	32 TREADWELL A substitution in			
03:34	11 BOWLES S substitution out			
03:34				10 JAMES A substitution out
03:34				22 RIVERS S substitution in
03:17	3 GORDON O 2pt FG outside the paint, jump shot missed			
03:15				18 TRYGGGER T defensive rebound (6)
03:04	32 TREADWELL A steal (1)			22 RIVERS S turnover lost ball (1)
02:59	3 GORDON O 2pt FG fast break from turnover in the paint, layup made (5)	<b>31-39</b>	<b>-8</b>	
02:38		<b>31-42</b>	<b>-11</b>	35 BROOKS Z 3pt FG , jump shot made (15)
02:22	3 GORDON O 2pt FG outside the paint, jump shot blocked			
02:22				35 BROOKS Z block (1)
02:22	offensive rebound (17)			
02:22				35 BROOKS Z substitution out
02:22				10 JAMES A substitution in
02:21	3 GORDON O turnover (2)			
02:21	32 TREADWELL A substitution out			
02:21	21 TIMPSON M substitution in			
02:11	24 BONNER A foul shooting (1 - 3)			22 RIVERS S foul drawn (1)
02:11				22 RIVERS S free throw 1 - 2 missed
02:11				offensive dead ball rebound (2)
02:11		<b>31-43</b>	<b>-12</b>	22 RIVERS S free throw 2 - 2 made (6)
02:00	21 TIMPSON M 2pt FG in the paint, jump shot blocked			

Official Basketball Playby Play - 2nd Period  
**NC State at Florida State**  
 02/09/25 Donald L. Tucker Center, Tallahassee  
 2024-25 Women's Basketball

**Game Time:** 2:00 PM  
**Game Duration:** 1:45  
**Attendance:** 2,458

**Officials:** Ed Sidlasky, Fatou Ossoko-Stephens, Tyler Trimble

Game Time	FSU	Score	Diff	NCST
02:00				18 TRYGGGER T block (3)
02:00	offensive rebound (18)			
01:57	00 LATSON T turnover bad pass (2)			22 RIVERS S steal (1)
01:57	00 LATSON T foul personal (1 - 4)			22 RIVERS S foul drawn (2)
01:46		<b>31-45</b>	<b>-14</b>	18 TRYGGGER T 2pt FG from turnover in the paint, layup made (8)
01:46				10 JAMES A assist (2)
01:27	24 BONNER A 2pt FG in the paint, turnaround jump shot missed			
01:25				18 TRYGGGER T defensive rebound (7)
01:20	4 DOS SANTOS R foul shooting (1 - 5)			21 HAYES M foul drawn (2)
01:20	24 BONNER A substitution out			
01:20	1 TURNAGE B substitution in			
01:20		<b>31-46</b>	<b>-15</b>	21 HAYES M free throw fast break 1 - 2 made (5)
01:20		<b>31-47</b>	<b>-16</b>	21 HAYES M free throw fast break 2 - 2 made (6)
01:05	4 DOS SANTOS R turnover lost ball (1)			10 JAMES A steal (2)
01:05	4 DOS SANTOS R substitution out			
01:05	13 VEGAS C substitution in			
00:49		<b>31-49</b>	<b>-18</b>	22 RIVERS S 2pt FG from turnover outside the paint, pull up jump shot made (8)
00:40	1 TURNAGE B 2pt FG outside the paint, jump shot missed			
00:36				defensive rebound (22)
00:36	13 VEGAS C substitution out			
00:36	4 DOS SANTOS R substitution in			
00:11		<b>31-51</b>	<b>-20</b>	3 JONES Z 2pt FG outside the paint, step back jump shot made (2)
00:03	3 GORDON O foul drawn (3)			10 JAMES A foul personal (1 - 3)
<b>END OF PERIOD</b>				
<b>FSU 31-51 NCST</b>				

Officials: Ed Sidlasky, Fatou Ossoko-Stephens, Tyler Trimble

**NC State - 25**

NO.	Name	Min	FG			Rebounds			Fouls		TP	AS	TO	ST	Blocks		+/-
			M-A	M-A	M-A	OR	DR	TOT	PF	FD					BS	BA	
18	Tilda Trygger	F 10:00	2-2	0-0	0-0	1	3	4	0	0	4	0	0	1	2	0	8
10	Aziaha James	G 08:48	1-3	0-2	0-0	0	1	1	1	0	2	1	0	1	0	0	7
21	Madison Hayes	G 07:55	0-1	0-1	3-4	0	1	1	0	2	3	0	0	0	0	0	10
22	Saniya Rivers	G 08:35	2-4	0-0	1-2	0	0	0	1	2	5	0	1	1	0	0	8
35	Zoe Brooks	G 07:38	3-4	1-1	2-2	0	1	1	0	1	9	1	0	0	1	0	-1
1	Lorena Awou	02:05	0-0	0-0	0-0	0	0	0	0	0	0	0	0	0	0	0	-2
3	Zamareya Jones	04:59	1-2	0-0	0-0	0	0	0	1	0	2	0	0	0	0	0	10
Team						0	2	2		0		0					
<b>Totals</b>			9-16	1-4	6-8	1	8	9	3	5	25	2	1	3	3	0	8

Shooting By Period		
2 <sup>nd</sup> FG%	9-16	56.3%
3PT%	1-4	25.0%
FT%	6-8	75%
GM FG%	9-16	56.3%
3PT%	1-4	25.0%
FT%	6-8	75.0%

Dead Ball Rebounds: 2, 0

Technical Fouls: NONE

**Florida State - 17**

NO.	Name	Min	FG			Rebounds			Fouls		TP	AS	TO	ST	Blocks		+/-
			M-A	M-A	M-A	OR	DR	TOT	PF	FD					BS	BA	
21	Makayla Timpson	F 08:47	2-5	0-0	0-0	0	0	0	1	0	4	0	0	0	0	1	-7
22	Malea Williams	F 05:01	0-0	0-0	0-0	0	1	1	1	0	0	0	0	0	0	0	2
00	Ta'Niya Latson	G 08:35	2-4	0-0	0-0	0	0	0	1	0	4	2	1	0	0	1	-8
3	O'Mariah Gordon	G 04:59	1-4	0-0	0-0	0	1	1	0	2	2	1	1	0	0	1	-10
11	Sydney Bowles	G 06:26	0-0	0-0	0-0	0	2	2	0	1	0	1	1	0	0	0	2
24	Amaya Bonner	08:40	3-4	1-1	0-0	0	1	1	1	0	7	0	0	0	0	0	-2
4	Raiane Dos Santos	04:30	0-0	0-0	0-0	0	0	0	1	0	0	0	1	0	0	0	-8
32	Avery Treadwell	01:13	0-0	0-0	0-0	0	0	0	0	0	0	0	0	1	0	0	-1
1	Brianna Turnage	01:20	0-1	0-0	0-0	0	0	0	0	0	0	0	0	0	0	0	-6
13	Carla Viegas	00:29	0-0	0-0	0-0	0	0	0	0	0	0	0	0	0	0	0	-2
Team						2	1	3		0		0					
<b>Totals</b>			8-18	1-1	0-0	2	6	8	5	3	17	4	4	1	0	3	-8

Shooting By Period		
2 <sup>nd</sup> FG%	8-18	44.4%
3PT%	1-1	100.0%
FT%	0-0	0%
GM FG%	8-18	44.4%
3PT%	1-1	100.0%
FT%	0-0	0.0%

Dead Ball Rebounds: 0, 0

Technical Fouls: NONE

	NCST	FSU
<b>Biggest lead</b>	20 (2 <sup>nd</sup> 0:11)	0 (1 <sup>st</sup> 10:00)
<b>Best Scoring Run</b>	12 (2 <sup>nd</sup> 0:11)	5 (2 <sup>nd</sup> 4:57)
<b>Lead Changes</b>	0	
<b>Times Tied</b>	0	
<b>Time with Lead</b>	09:54	00:00

	NCST	FSU
<b>Points from</b>		
<b>Turnovers</b>	6	2
<b>Paint</b>	12	14
<b>Second Chance</b>	2	0
<b>Fast Breaks</b>	5	5
<b>Bench</b>	2	7

	Period by Period Scoring				
	1st	2nd	3rd	4th	TOT
<b>NCST</b>	26	25	21	25	97
<b>FSU</b>	14	17	20	23	74

**NC State - 51**

NO.	Name	Min	FG			Rebounds			Fouls		TP	AS	TO	ST	Blocks		+/-
			M-A	M-A	M-A	OR	DR	TOT	PF	FD					BS	BA	
18	Tilda Trygger	F 18:52	4-6	0-1	0-0	2	5	7	0	0	8	0	0	1	3	0	17
10	Aziaha James	G 18:48	4-8	1-4	1-2	0	3	3	1	1	10	2	0	2	0	0	19
21	Madison Hayes	G 17:55	1-5	1-2	3-4	1	4	5	1	2	6	1	0	0	0	1	22
22	Saniya Rivers	G 18:35	3-7	1-1	1-2	0	1	1	1	2	8	0	1	1	1	0	20
35	Zoe Brooks	G 17:38	6-8	1-1	2-2	0	3	3	0	3	15	4	1	0	1	0	11
1	Lorena Awou	03:13	1-1	0-0	0-0	0	0	0	1	0	2	0	0	0	0	0	1
3	Zamareya Jones	04:59	1-2	0-0	0-0	0	0	0	1	0	2	0	0	0	0	0	10
Team						1	2	3			0		0				
<b>Totals</b>			20-37	4-9	7-10	4	18	22	5	8	51	7	2	4	5	1	20

Shooting By Period		
1st FG%	11-21	52.4%
3PT%	3-5	60.0%
FT%	1-2	50%
2nd FG%	9-16	56.3%
3PT%	1-4	25.0%
FT%	6-8	75%
GMFG%	20-37	54.1%
3PT%	4-9	44.4%
FT%	7-10	70.0%

Dead Ball Rebounds: 2, 0

Technical Fouls: NONE

**Florida State - 31**

NO.	Name	Min	FG			Rebounds			Fouls		TP	AS	TO	ST	Blocks		+/-
			M-A	M-A	M-A	OR	DR	TOT	PF	FD					BS	BA	
21	Makayla Timpson	F 17:52	3-8	0-0	2-2	0	2	2	1	1	8	0	0	0	1	2	-19
22	Malea Williams	F 09:51	0-1	0-1	0-0	1	2	3	2	0	0	0	0	1	0	0	0
00	Ta'Niya Latson	G 17:00	4-11	0-2	0-0	0	0	0	1	0	8	2	2	0	0	2	-21
3	O'Mariah Gordon	G 12:23	2-7	0-1	1-2	0	1	1	2	3	5	3	2	0	0	1	-10
11	Sydney Bowles	G 13:09	1-3	1-3	0-0	0	3	3	0	1	3	1	1	0	0	0	-11
1	Brianna Turnage	04:23	0-2	0-0	0-0	0	2	2	0	0	0	0	1	0	0	0	-14
24	Amaya Bonner	14:33	3-4	1-1	0-0	0	2	2	1	0	7	0	0	0	0	0	-13
13	Carla Viegas	04:11	0-0	0-0	0-0	0	1	1	0	0	0	0	0	0	0	0	-3
32	Avery Treadwell	02:08	0-0	0-0	0-0	0	0	0	0	0	0	0	0	1	0	0	-1
4	Raiane Dos Santos	04:30	0-0	0-0	0-0	0	0	0	1	0	0	0	1	0	0	0	-8
Team						3	1	4			0		0				
<b>Totals</b>			13-36	2-8	3-4	4	14	18	8	5	31	6	7	2	1	5	-20

Shooting By Period		
1st FG%	5-18	27.8%
3PT%	1-7	14.3%
FT%	3-4	75%
2nd FG%	8-18	44.4%
3PT%	1-1	100.0%
FT%	0-0	0%
GMFG%	13-36	36.1%
3PT%	2-8	25.0%
FT%	3-4	75.0%

Dead Ball Rebounds: 2, 0

Technical Fouls: NONE

	NCST	FSU
Biggest lead	20 (2 <sup>nd</sup> 0:11)	3 (1 <sup>st</sup> 7:34)
Best Scoring Run	12 (2 <sup>nd</sup> 0:11)	5 (1 <sup>st</sup> 7:34)
Lead Changes	3	
Times Tied	2	
Time with Lead	16:37	02:01

	NCST	FSU
Points from		
Turnovers	7	2
Paint	26	22
Second Chance	9	0
Fast Breaks	10	8
Bench	4	7

	Period by Period Scoring				
	1st	2nd	3rd	4th	TOT
NCST	26	25	21	25	97
FSU	14	17	20	23	74

**Period 3**

**Period Starters:**

<b>FSU</b>	00 Latson T	3 Gordon O	11 Bowles S	21 Timpson M	22 Williams M
<b>NCST</b>	10 James A	18 Trygger T	21 Hayes M	22 Rivers S	35 Brooks Z

Game Time	FSU	Score	Diff	NCST
10:00	1 TURNAGE B substitution out			
10:00	4 DOS SANTOS R substitution out			
10:00	11 BOWLES S substitution in			
10:00	22 WILLIAMS M substitution in			
10:00				3 JONES Z substitution out
10:00				35 BROOKS Z substitution in
09:49				18 TRYGGER T 2pt FG in the paint, layup blocked
09:49	21 TIMPSON M block (2)			
09:44				18 TRYGGER T offensive rebound (8)
09:44		<b>31-53</b>	<b>-22</b>	18 TRYGGER T 2pt FG second chance in the paint, tip-in layup made (10)
09:36	22 WILLIAMS M turnover out of bounds (1)			
09:28		<b>31-55</b>	<b>-24</b>	35 BROOKS Z 2pt FG from turnover in the paint, driving layup made (17)
09:13	21 TIMPSON M 2pt FG in the paint, layup made (10)	<b>33-55</b>	<b>-22</b>	
09:13	00 LATSON T assist (3)			
09:01				21 HAYES M 2pt FG in the paint, layup missed
08:58	21 TIMPSON M defensive rebound (3)			
08:51	21 TIMPSON M 2pt FG in the paint, layup made (12)	<b>35-55</b>	<b>-20</b>	
08:51	11 BOWLES S assist (2)			
08:29				10 JAMES A 2pt FG in the paint, layup missed
08:27	22 WILLIAMS M defensive rebound (4)			
08:21	00 LATSON T foul drawn (1)			22 RIVERS S foul shooting (2 - 1)
08:21	00 LATSON T free throw fast break 1 - 2 made (9)	<b>36-55</b>	<b>-19</b>	
08:21	00 LATSON T free throw fast break 2 - 2 made (10)	<b>37-55</b>	<b>-18</b>	
08:09				18 TRYGGER T 2pt FG outside the paint, jump shot missed
08:06	00 LATSON T defensive rebound (1)			
07:58	11 BOWLES S foul offensive (1 - 1)			10 JAMES A foul drawn (2)
07:58	11 BOWLES S turnover offensive (2)			
07:41		<b>37-57</b>	<b>-20</b>	10 JAMES A 2pt FG from turnover outside the paint, floating jump shot made (12)
07:32	21 TIMPSON M 2pt FG in the paint, layup missed			
07:30				21 HAYES M defensive rebound (6)
07:13	21 TIMPSON M steal (1)			35 BROOKS Z turnover bad pass (2)
07:03	22 WILLIAMS M 3pt FG from turnover, jump shot missed			
06:58				10 JAMES A defensive rebound (4)
06:42				35 BROOKS Z 2pt FG in the paint, driving layup blocked
06:42	3 GORDON O block (1)			
06:42				offensive rebound (26)
06:42	22 WILLIAMS M substitution out			
06:42	24 BONNER A substitution in			
06:41		<b>37-59</b>	<b>-22</b>	18 TRYGGER T 2pt FG second chance in the paint, layup made (12)
06:41				35 BROOKS Z assist (5)

Game Time	FSU	Score	Diff	NCST
06:20	00 LATSON T turnover lost ball (3)			
06:11				35 BROOKS Z 2pt FG from turnover in the paint, floating jump shot missed
06:06				18 TRYGGGER T offensive rebound (9)
06:06		<b>37-61</b>	<b>-24</b>	18 TRYGGGER T 2pt FG from turnover second chance in the paint, tip-in layup made (14)
05:53	21 TIMPSON M 2pt FG outside the paint, jump shot missed			
05:50				21 HAYES M defensive rebound (7)
05:24		<b>37-63</b>	<b>-26</b>	35 BROOKS Z 2pt FG in the paint, layup made (19)
05:13	00 LATSON T 3pt FG , jump shot made (13)	<b>40-63</b>	<b>-23</b>	
04:58				35 BROOKS Z 3pt FG , step back jump shot missed
04:55	defensive rebound (22)			
04:57	Timeout media			
04:55	21 TIMPSON M substitution out			
04:55	32 TREADWELL A substitution in			
04:55				18 TRYGGGER T substitution out
04:55				1 AWOU L substitution in
04:46	00 LATSON T 2pt FG in the paint, floating jump shot made (15)	<b>42-63</b>	<b>-21</b>	
04:46	00 LATSON T foul drawn (2)			1 AWOU L foul shooting (2 - 2)
04:46	00 LATSON T free throw 1 - 1 made (16)	<b>43-63</b>	<b>-20</b>	
04:30	00 LATSON T foul personal (2 - 2)			35 BROOKS Z foul drawn (4)
04:25				1 AWOU L turnover lost ball (1)
04:20	3 GORDON O 3pt FG from turnover, jump shot made (8)	<b>46-63</b>	<b>-17</b>	
04:20	24 BONNER A assist (1)			
03:55		<b>46-65</b>	<b>-19</b>	1 AWOU L 2pt FG in the paint, layup made (4)
03:55				22 RIVERS S assist (1)
03:42	00 LATSON T 3pt FG , jump shot missed			
03:40	offensive rebound (23)			
03:36	3 GORDON O 3pt FG second chance, jump shot made (11)	<b>49-65</b>	<b>-16</b>	
03:36	32 TREADWELL A assist (1)			
03:24		<b>49-68</b>	<b>-19</b>	10 JAMES A 3pt FG , jump shot made (15)
03:24				35 BROOKS Z assist (6)
03:14	00 LATSON T 2pt FG in the paint, driving layup missed			
03:14	32 TREADWELL A offensive rebound (1)			
03:13	32 TREADWELL A foul drawn (1)			21 HAYES M foul personal (2 - 3)
03:11	11 BOWLES S turnover bad pass (3)			10 JAMES A steal (3)
02:55				22 RIVERS S 3pt FG from turnover, jump shot missed
02:52	32 TREADWELL A defensive rebound (2)			
02:47	3 GORDON O 2pt FG in the paint, driving layup missed			
02:45				10 JAMES A defensive rebound (5)
02:41				35 BROOKS Z 2pt FG in the paint, layup missed
02:38	24 BONNER A defensive rebound (3)			
02:33	00 LATSON T foul offensive (3 - 3)			22 RIVERS S foul drawn (3)
02:33	00 LATSON T turnover offensive (4)			
02:33	Timeout media			
02:33	00 LATSON T substitution out			
02:33	32 TREADWELL A substitution out			
02:33	4 DOS SANTOS R substitution in			
02:33	21 TIMPSON M substitution in			

Official Basketball PlaybyPlay - 3rd Period  
**NC State at Florida State**  
 02/09/25 Donald L. Tucker Center, Tallahassee  
 2024-25 Women's Basketball

**Game Time:** 2:00 PM  
**Game Duration:** 1:45  
**Attendance:** 2,458

**Officials:** Ed Sidlasky, Fatou Ossoko-Stephens, Tyler Trimble

Game Time	FSU	Score	Diff	NCST
02:33				1 AWOU L substitution out
02:33				22 RIVERS S substitution out
02:33				3 JONES Z substitution in
02:33				18 TRYGGER T substitution in
02:07	4 DOS SANTOS R steal (1)			10 JAMES A turnover lost ball (1)
02:04	11 BOWLES S 2pt FG from turnover in the paint, driving layup missed			
02:00	21 TIMPSON M offensive rebound (4)			
02:00	21 TIMPSON M 2pt FG from turnover second chance in the paint, tip-in layup missed			
01:59				35 BROOKS Z defensive rebound (4)
01:45				10 JAMES A 3pt FG , jump shot missed
01:39				18 TRYGGER T offensive rebound (10)
01:34	24 BONNER A foul personal (2 - 4)			3 JONES Z foul drawn (1)
01:34	11 BOWLES S substitution out			
01:34	13 VEGAS C substitution in			
01:30				10 JAMES A 2pt FG second chance outside the paint, jump shot missed
01:28	21 TIMPSON M defensive rebound (5)			
01:22	21 TIMPSON M 2pt FG in the paint, jump shot missed			
01:20				18 TRYGGER T defensive rebound (11)
01:01				35 BROOKS Z 2pt FG outside the paint, jump shot blocked
01:01	21 TIMPSON M block (3)			
00:56				35 BROOKS Z offensive rebound (5)
00:56		<b>49-70</b>	<b>-21</b>	10 JAMES A 2pt FG second chance in the paint, layup made (17)
00:56				35 BROOKS Z assist (7)
00:40	13 VEGAS C 3pt FG , jump shot missed			
00:38				3 JONES Z defensive rebound (1)
00:13				10 JAMES A 3pt FG , jump shot missed
00:13				21 HAYES M offensive rebound (8)
00:13		<b>49-72</b>	<b>-23</b>	21 HAYES M 2pt FG second chance in the paint, tip-in layup made (8)
00:13	13 VEGAS C foul shooting (1 - 5)			21 HAYES M foul drawn (3)
00:13				21 HAYES M free throw 1 - 1 missed
00:09	13 VEGAS C defensive rebound (2)			
00:04	24 BONNER A foul drawn (1)			3 JONES Z foul shooting (2 - 4)
00:04	24 BONNER A free throw 1 - 2 made (8)	<b>50-72</b>	<b>-22</b>	
00:04	24 BONNER A free throw 2 - 2 made (9)	<b>51-72</b>	<b>-21</b>	
<b>END OF PERIOD</b>				
<b>FSU 51-72 NCST</b>				

**NC State - 21**

NO.	Name	Min	FG			Rebounds			Fouls		TP	AS	TO	ST	Blocks		+/-
			M-A	M-A	M-A	OR	DR	TOT	PF	FD					BS	BA	
18	Tilda Trygger	F 07:38	3-5	0-0	0-0	3	1	4	0	0	6	0	0	0	0	1	5
10	Aziaha James	G 10:00	3-7	1-3	0-0	0	2	2	0	1	7	0	1	1	0	0	1
21	Madison Hayes	G 10:00	1-2	0-0	0-1	1	2	3	1	1	2	0	0	0	0	0	1
22	Saniya Rivers	G 07:27	0-1	0-1	0-0	0	0	0	1	1	0	1	0	0	0	0	-1
35	Zoe Brooks	G 10:00	2-7	0-1	0-0	1	1	2	0	1	4	3	1	0	0	2	1
1	Lorena Awou	02:22	1-1	0-0	0-0	0	0	0	1	0	2	0	1	0	0	0	-4
3	Zamareya Jones	02:33	0-0	0-0	0-0	0	1	1	1	1	0	0	0	0	0	0	2
Team						1	0	1			0		0				
<b>Totals</b>			10-23	1-5	0-1	6	7	13	4	5	21	4	3	1	0	3	1

Shooting By Period		
3rd FG%	10-23	43.5%
3PT%	1-5	20.0%
FT%	0-1	0%
GMFG%	10-23	43.5%
3PT%	1-5	20.0%
FT%	0-1	0.0%

Dead Ball Rebounds: 0, 0

Technical Fouls: NONE

**Florida State - 20**

NO.	Name	Min	FG			Rebounds			Fouls		TP	AS	TO	ST	Blocks		+/-
			M-A	M-A	M-A	OR	DR	TOT	PF	FD					BS	BA	
21	Makayla Timpson	F 07:38	2-6	0-0	0-0	1	2	3	0	0	4	0	0	1	2	0	-5
22	Malea Williams	F 03:18	0-1	0-1	0-0	0	1	1	0	0	0	0	1	0	0	0	0
00	Ta'Niya Latson	G 07:27	2-4	1-2	3-3	0	1	1	2	2	8	1	2	0	0	0	1
3	O'Mariah Gordon	G 10:00	2-3	2-2	0-0	0	0	0	0	0	6	0	0	0	1	0	-1
11	Sydney Bowles	G 08:26	0-1	0-0	0-0	0	0	0	1	0	0	1	2	0	0	0	1
1	Brianna Turnage	00:00	0-0	0-0	0-0	0	0	0	0	0	0	0	0	0	0	0	0
24	Amaya Bonner	06:42	0-0	0-0	2-2	0	1	1	1	1	2	1	0	0	0	0	-1
32	Avery Treadwell	02:22	0-0	0-0	0-0	1	1	2	0	1	0	1	0	0	0	0	4
4	Raiane Dos Santos	02:33	0-0	0-0	0-0	0	0	0	0	0	0	0	0	1	0	0	-2
13	Carla Viegas	01:34	0-1	0-1	0-0	0	1	1	1	0	0	0	0	0	0	0	-2
Team						1	1	2			0		0				
<b>Totals</b>			6-16	3-6	5-5	3	8	11	5	4	20	4	5	2	3	0	-1

Shooting By Period		
3rd FG%	6-16	37.5%
3PT%	3-6	50.0%
FT%	5-5	100%
GMFG%	6-16	37.5%
3PT%	3-6	50.0%
FT%	5-5	100.0%

Dead Ball Rebounds: 0, 0

Technical Fouls: NONE

	NCST	FSU
<b>Biggest lead</b>	26 (3 <sup>rd</sup> 5:24)	0 (1 <sup>st</sup> 10:00)
<b>Best Scoring Run</b>	8 (3 <sup>rd</sup> 5:24)	9 (3 <sup>rd</sup> 4:20)
<b>Lead Changes</b>	0	
<b>Times Tied</b>	0	
<b>Time with Lead</b>	09:49	00:00

	NCST	FSU
<b>Points from</b>		
<b>Turnovers</b>	6	3
<b>Paint</b>	16	6
<b>Second Chance</b>	10	3
<b>Fast Breaks</b>	0	2
<b>Bench</b>	2	2

Period by Period Scoring					
	1st	2nd	3rd	4th	TOT
<b>NCST</b>	26	25	21	25	97
<b>FSU</b>	14	17	20	23	74



**Period 4**

**Period Starters:**

<b>FSU</b>	3 Gordon O	11 Bowles S	13 Vegas C	21 Timpson M	24 Bonner A
<b>NCST</b>	3 Jones Z	10 James A	18 Trygger T	21 Hayes M	22 Rivers S

Game Time	FSU	Score	Diff	NCST
10:00	4 DOS SANTOS R substitution out			
10:00	11 BOWLES S substitution in			
10:00				35 BROOKS Z substitution out
10:00				22 RIVERS S substitution in
09:46				18 TRYGGER T 2pt FG in the paint, layup blocked
09:46	13 VEGAS C block (1)			
09:46	21 TIMPSON M defensive rebound (6)			
09:33	3 GORDON O 2pt FG in the paint, floating jump shot made (13)	<b>53-72</b>	<b>-19</b>	
09:20				3 JONES Z 2pt FG in the paint, layup missed
09:18	21 TIMPSON M defensive rebound (7)			
09:03	13 VEGAS C 3pt FG , jump shot made (3)	<b>56-72</b>	<b>-16</b>	
09:03	24 BONNER A assist (2)			
08:48		<b>56-74</b>	<b>-18</b>	21 HAYES M 2pt FG in the paint, layup made (10)
08:48				22 RIVERS S assist (2)
08:48	3 GORDON O foul shooting (3 - 1)			21 HAYES M foul drawn (4)
08:48	3 GORDON O substitution out			
08:48	00 LATSON T substitution in			
08:48		<b>56-75</b>	<b>-19</b>	21 HAYES M free throw 1 - 1 made (11)
08:39	00 LATSON T foul drawn (3)			18 TRYGGER T foul shooting (1 - 1)
08:39	00 LATSON T free throw 1 - 2 missed			
08:39	offensive dead ball rebound (3)			
08:39	00 LATSON T free throw 2 - 2 made (17)	<b>57-75</b>	<b>-18</b>	
08:26	11 BOWLES S foul shooting (2 - 2)			22 RIVERS S foul drawn (4)
08:26		<b>57-76</b>	<b>-19</b>	22 RIVERS S free throw 1 - 2 made (9)
08:26				22 RIVERS S free throw 2 - 2 missed
08:24				18 TRYGGER T offensive rebound (12)
08:10	00 LATSON T foul shooting (4 - 3)			3 JONES Z foul drawn (2)
08:10		<b>57-77</b>	<b>-20</b>	3 JONES Z free throw 1 - 3 made (3)
08:10		<b>57-78</b>	<b>-21</b>	3 JONES Z free throw 2 - 3 made (4)
08:10				3 JONES Z free throw 3 - 3 missed
08:09	11 BOWLES S defensive rebound (4)			
08:01	11 BOWLES S 2pt FG in the paint, layup missed			
07:58				22 RIVERS S defensive rebound (2)
07:55				22 RIVERS S turnover dribbling violation (2)
07:54	13 VEGAS C substitution out			
07:54	3 GORDON O substitution in			
07:41	00 LATSON T 2pt FG from turnover outside the paint, jump shot made (19)	<b>59-78</b>	<b>-19</b>	
07:24		<b>59-80</b>	<b>-21</b>	3 JONES Z 2pt FG in the paint, driving layup made (6)
07:07	24 BONNER A 2pt FG in the paint, driving layup made (11)	<b>61-80</b>	<b>-19</b>	
06:46				10 JAMES A 2pt FG outside the paint, turnaround jump shot missed
06:44	21 TIMPSON M defensive rebound (8)			

Official Basketball Play by Play - 4th Period  
**NC State at Florida State**  
 02/09/25 Donald L. Tucker Center, Tallahassee  
 2024-25 Women's Basketball

**Game Time:** 2:00 PM  
**Game Duration:** 1:45  
**Attendance:** 2,458

**Officials:** Ed Sidlasky, Fatou Ossoko-Stephens, Tyler Trimble

Game Time	FSU	Score	Diff	NCST
06:39	3 GORDON O 2pt FG outside the paint, pull up jump shot made (15)	<b>63-80</b>	<b>-17</b>	
06:15	3 GORDON O foul shooting (4 - 4)			10 JAMES A foul drawn (3)
06:15	3 GORDON O substitution out			
06:15	4 DOS SANTOS R substitution in			
06:15		<b>63-81</b>	<b>-18</b>	10 JAMES A free throw 1 - 2 made (18)
06:15				10 JAMES A free throw 2 - 2 missed
06:14	24 BONNER A defensive rebound (4)			
06:01	00 LATSON T foul drawn (4)			22 RIVERS S foul shooting (3 - 2)
06:01	00 LATSON T free throw 1 - 2 made (20)	<b>64-81</b>	<b>-17</b>	
06:01	00 LATSON T free throw 2 - 2 made (21)	<b>65-81</b>	<b>-16</b>	
06:01				3 JONES Z substitution out
06:01				35 BROOKS Z substitution in
05:43				22 RIVERS S 3pt FG , jump shot missed
05:40	00 LATSON T defensive rebound (2)			
05:28	00 LATSON T 2pt FG outside the paint, floating jump shot missed			
05:26				18 TRYGGGER T defensive rebound (13)
05:22		<b>65-83</b>	<b>-18</b>	10 JAMES A 2pt FG fast break in the paint, driving layup made (20)
05:09	00 LATSON T 2pt FG outside the paint, jump shot made (23)	<b>67-83</b>	<b>-16</b>	
04:36				35 BROOKS Z 2pt FG in the paint, layup blocked
04:36	21 TIMPSON M block (4)			
04:31				21 HAYES M offensive rebound (9)
04:30				21 HAYES M 3pt FG second chance, jump shot missed
04:28	24 BONNER A defensive rebound (5)			
04:24	24 BONNER A 2pt FG in the paint, layup blocked			
04:24				22 RIVERS S block (2)
04:18	21 TIMPSON M offensive rebound (9)			
04:17	21 TIMPSON M 2pt FG second chance in the paint, layup made (14)	<b>69-83</b>	<b>-14</b>	
04:02		<b>69-86</b>	<b>-17</b>	21 HAYES M 3pt FG , jump shot made (14)
04:02				22 RIVERS S assist (3)
03:52	00 LATSON T 3pt FG , jump shot missed			
03:50				defensive dead ball rebound (3)
03:50	00 LATSON T foul personal (5 - 5)			18 TRYGGGER T foul drawn (1)
03:50	Timeout media			
03:50		<b>69-87</b>	<b>-18</b>	18 TRYGGGER T free throw 1 - 2 made (15)
03:50		<b>69-88</b>	<b>-19</b>	18 TRYGGGER T free throw 2 - 2 made (16)
03:50	00 LATSON T substitution out			
03:50	24 BONNER A substitution out			
03:50	3 GORDON O substitution in			
03:50	22 WILLIAMS M substitution in			
03:31	11 BOWLES S 3pt FG , jump shot missed			
03:30				22 RIVERS S defensive rebound (3)
03:04		<b>69-91</b>	<b>-22</b>	22 RIVERS S 3pt FG , jump shot made (12)
03:04				21 HAYES M assist (2)
02:53	3 GORDON O turnover travel (3)			
02:53	4 DOS SANTOS R substitution out			
02:53	13 MEGAS C substitution in			

Game Time	FSU	Score	Diff	NCST
02:53				22 RIVERS S substitution out
02:53				3 JONES Z substitution in
02:35	11 BOWLES S steal (1)			3 JONES Z turnover lost ball (1)
02:29	3 GORDON O 2pt FG from turnover outside the paint, pull up jump shot missed			
02:27				18 TRYGGGER T defensive rebound (14)
02:08				21 HAYES M3pt FG , jump shot missed
02:08				35 BROOKS Z offensive rebound (6)
02:08	21 TIMPSON M foul shooting (2 - 6)			35 BROOKS Z foul drawn (5)
02:08	21 TIMPSON M substitution out			
02:08	32 TREADWELL A substitution in			
02:08				21 HAYES M substitution out
02:08				11 COX M substitution in
02:08		<b>69-92</b>	<b>-23</b>	35 BROOKS Z free throw 1 - 2 made (20)
02:08		<b>69-93</b>	<b>-24</b>	35 BROOKS Z free throw 2 - 2 made (21)
02:08				18 TRYGGGER T substitution out
02:08				42 COLLIER M substitution in
01:58	3 GORDON O foul drawn (4)			35 BROOKS Z foul shooting (1 - 3)
01:58	3 GORDON O free throw 1 - 2 made (16)	<b>70-93</b>	<b>-23</b>	
01:58	3 GORDON O free throw 2 - 2 made (17)	<b>71-93</b>	<b>-22</b>	
01:41		<b>71-95</b>	<b>-24</b>	10 JAMES A 2pt FG in the paint, floating jump shot made (22)
01:29	32 TREADWELL A 3pt FG , jump shot missed			
01:26				35 BROOKS Z defensive rebound (7)
01:17				42 COLLIER M turnover travel (1)
01:17				10 JAMES A substitution out
01:17				35 BROOKS Z substitution out
01:17				0 QUIGLEY D substitution in
01:17				24 STEELE L substitution in
01:07	32 TREADWELL A 2pt FG from turnover outside the paint, jump shot missed			
01:02	3 GORDON O offensive rebound (2)			
00:57	3 GORDON O 2pt FG from turnover second chance in the paint, pull up jump shot missed			
00:55				24 STEELE L defensive rebound (1)
00:35		<b>71-97</b>	<b>-26</b>	24 STEELE L 2pt FG in the paint, pull up jump shot made (2)
00:35				0 QUIGLEY D assist (1)
00:06	3 GORDON O 3pt FG , jump shot made (20)	<b>74-97</b>	<b>-23</b>	
<b>END OF GAME</b>				
<b>FSU 74-97 NCST</b>				

**NC State - 25**

NO.	Name	Min	FG			Rebounds			Fouls		TP	AS	TO	ST	Blocks		+/-
			M-A	3P	FT	OR	DR	TOT	PF	FD					BS	BA	
18	Tilda Trygger	F 07:52	0-1	0-0	2-2	1	2	3	1	1	2	0	0	0	0	1	3
10	Aziaha James	G 08:43	2-3	0-0	1-2	0	0	0	0	1	5	0	0	0	0	0	3
21	Madison Hayes	G 07:52	2-4	1-3	1-1	1	0	1	0	1	6	1	0	0	0	0	1
22	Saniya Rivers	G 07:07	1-2	1-2	1-2	0	2	2	1	1	4	2	1	0	1	0	1
35	Zoe Brooks	G 04:44	0-1	0-0	2-2	1	1	2	1	1	2	0	0	0	0	1	8
3	Zamareya Jones	06:52	1-2	0-0	2-3	0	0	0	0	1	4	0	1	0	0	0	-4
11	Maddie Cox	02:08	0-0	0-0	0-0	0	0	0	0	0	0	0	0	0	0	0	1
42	Mallory Collier	02:08	0-0	0-0	0-0	0	0	0	0	0	0	0	1	0	0	0	-1
0	Devyn Quigley	01:17	0-0	0-0	0-0	0	0	0	0	0	0	1	0	0	0	0	-1
24	Laci Steele	01:17	1-1	0-0	0-0	0	1	1	0	0	2	0	0	0	0	0	-1
Team						0	0	0			0						
<b>Totals</b>			7-14	2-5	9-12	3	6	9	3	6	25	4	3	0	1	2	2

Shooting By Period		
4th FG%	7-14	50.0%
3PT%	2-5	40.0%
FT%	9-12	75%
GMFG%	7-14	50.0%
3PT%	2-5	40.0%
FT%	9-12	75.0%

Dead Ball Rebounds: 0, 1

Technical Fouls: NONE

**Florida State - 23**

NO.	Name	Min	FG			Rebounds			Fouls		TP	AS	TO	ST	Blocks		+/-
			M-A	3P	FT	OR	DR	TOT	PF	FD					BS	BA	
21	Makayla Timpson	F 07:52	1-1	0-0	0-0	1	3	4	1	0	2	0	0	0	1	0	-1
22	Malea Williams	F 03:50	0-0	0-0	0-0	0	0	0	0	0	0	0	0	0	0	0	-4
00	Ta'Niya Latson	G 04:58	2-4	0-1	3-4	0	1	1	2	2	7	0	0	0	0	0	-1
3	O'Mariah Gordon	G 06:41	3-5	1-1	2-2	1	0	1	2	1	9	0	1	0	0	0	3
11	Sydney Bowles	G 10:00	0-2	0-1	0-0	0	1	1	1	0	0	0	0	1	0	0	-2
24	Amaya Bonner	06:10	1-2	0-0	0-0	0	2	2	0	0	2	1	0	0	0	1	2
4	Raiane Dos Santos	03:22	0-0	0-0	0-0	0	0	0	0	0	0	0	0	0	0	0	-5
13	Carla Viegas	04:59	1-1	1-1	0-0	0	0	0	0	0	3	0	0	0	1	0	-1
32	Avery Treadwell	02:08	0-2	0-1	0-0	0	0	0	0	0	0	0	0	0	0	0	-1
Team						0	0	0			0						
<b>Totals</b>			8-17	2-5	5-6	2	7	9	6	3	23	1	1	1	2	1	-2

Shooting By Period		
4th FG%	8-17	47.1%
3PT%	2-5	40.0%
FT%	5-6	83.3%
GMFG%	8-17	47.1%
3PT%	2-5	40.0%
FT%	5-6	83.3%

Dead Ball Rebounds: 1, 0

Technical Fouls: NONE

	NCST	FSU
Biggest lead	26 (4 <sup>th</sup> 0:35)	0 (1 <sup>st</sup> 10:00)
Best Scoring Run	10 (4 <sup>th</sup> 2:08)	5 (4 <sup>th</sup> 9:03)
Lead Changes	0	
Times Tied	0	
Time with Lead	09:46	00:00

	NCST	FSU
Points from		
Turnovers	0	2
Paint	10	6
Second Chance	4	2
Fast Breaks	2	0
Bench	6	5

	Period by Period Scoring				
	1st	2nd	3rd	4th	TOT
NCST	26	25	21	25	97
FSU	14	17	20	23	74

NC State - 46

NO.	Name	Min	FG			Rebounds			Fouls		TP	AS	TO	ST	Blocks		+/-
			M-A	3P	FT	OR	DR	TOT	PF	FD					BS	BA	
18	Tilda Trygger	F 15:30	3-6	0-0	2-2	4	3	7	1	1	8	0	0	0	0	2	8
10	Aziaha James	G 18:43	5-10	1-3	1-2	0	2	2	0	2	12	0	1	1	0	0	4
21	Madison Hayes	G 17:52	3-6	1-3	1-2	2	2	4	1	2	8	1	0	0	0	0	2
22	Saniya Rivers	G 14:34	1-3	1-3	1-2	0	2	2	2	2	4	3	1	0	1	0	0
35	Zoe Brooks	G 14:44	2-8	0-1	2-2	2	2	4	1	2	6	3	1	0	0	3	9
1	Lorena Awou	02:22	1-1	0-0	0-0	0	0	0	1	0	2	0	1	0	0	0	-4
3	Zamareya Jones	09:25	1-2	0-0	2-3	0	1	1	1	2	4	0	1	0	0	0	-2
11	Maddie Cox	02:08	0-0	0-0	0-0	0	0	0	0	0	0	0	0	0	0	0	1
42	Mallory Collier	02:08	0-0	0-0	0-0	0	0	0	0	0	0	0	1	0	0	0	-1
0	Devyn Quigley	01:17	0-0	0-0	0-0	0	0	0	0	0	0	1	0	0	0	0	-1
24	Laci Steele	01:17	1-1	0-0	0-0	0	1	1	0	0	2	0	0	0	0	0	-1
Team						1	0	1			0						
<b>Totals</b>			17-37	3-10	9-13	9	13	22	7	11	46	8	6	1	1	5	3

Shooting By Period		
3 <sup>rd</sup> FG%	10-23	43.5%
3PT%	1-5	20.0%
FT%	0-1	0%
4 <sup>th</sup> FG%	7-14	50.0%
3PT%	2-5	40.0%
FT%	9-12	75%
GMFG%	17-37	45.9%
3PT%	3-10	30.0%
FT%	9-13	69.2%

Dead Ball Rebounds: 0, 1

Technical Fouls: NONE

Florida State - 43

NO.	Name	Min	FG			Rebounds			Fouls		TP	AS	TO	ST	Blocks		+/-
			M-A	3P	FT	OR	DR	TOT	PF	FD					BS	BA	
21	Makayla Timpson	F 15:30	3-7	0-0	0-0	2	5	7	1	0	6	0	0	1	3	0	-6
22	Malea Williams	F 07:08	0-1	0-1	0-0	0	1	1	0	0	0	0	1	0	0	0	-4
00	Ta'Niya Latson	G 12:25	4-8	1-3	6-7	0	2	2	4	4	15	1	2	0	0	0	0
3	O'Mariah Gordon	G 16:41	5-8	3-3	2-2	1	0	1	2	1	15	0	1	0	1	0	2
11	Sydney Bowles	G 18:26	0-3	0-1	0-0	0	1	1	2	0	0	1	2	1	0	0	-1
1	Brianna Turnage	00:00	0-0	0-0	0-0	0	0	0	0	0	0	0	0	0	0	0	0
24	Amaya Bonner	12:52	1-2	0-0	2-2	0	3	3	1	1	4	2	0	0	0	1	1
32	Avery Treadwell	04:30	0-2	0-1	0-0	1	1	2	0	1	0	1	0	0	0	0	3
4	Raiane Dos Santos	05:55	0-0	0-0	0-0	0	0	0	0	0	0	0	0	1	0	0	-7
13	Carla Viegas	06:33	1-2	1-2	0-0	0	1	1	1	0	3	0	0	0	1	0	-3
Team						1	1	2			0						
<b>Totals</b>			14-33	5-11	10-11	5	15	20	11	7	43	5	6	3	5	1	-3

Shooting By Period		
3 <sup>rd</sup> FG%	6-16	37.5%
3PT%	3-6	50.0%
FT%	5-5	100%
4 <sup>th</sup> FG%	8-17	47.1%
3PT%	2-5	40.0%
FT%	5-6	83.3%
GMFG%	14-33	42.4%
3PT%	5-11	45.5%
FT%	10-11	90.9%

Dead Ball Rebounds: 1, 0

Technical Fouls: NONE

	NCST	FSU
Biggest lead	26 (3 <sup>rd</sup> 5:24)	0 (1 <sup>st</sup> 10:00)
Best Scoring Run	10 (4 <sup>th</sup> 2:08)	9 (3 <sup>rd</sup> 4:20)
Lead Changes	0	
Times Tied	0	
Time with Lead	19:49	00:00

	NCST	FSU
Points from		
Turnovers	6	5
Paint	26	12
Second Chance	14	5
Fast Breaks	2	2
Bench	8	7

Period by Period Scoring					
	1st	2nd	3rd	4th	TOT
NCST	26	25	21	25	97
FSU	14	17	20	23	74

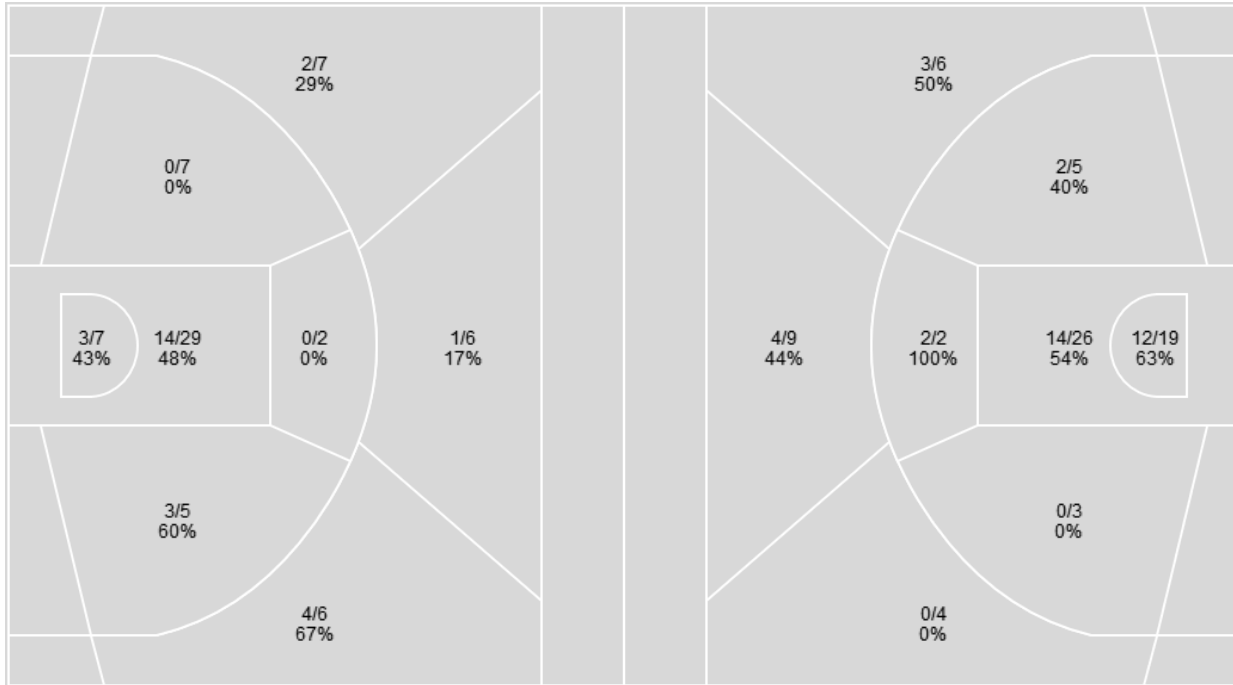
**Officials:** Ed Sidlasky, Fatou Ossoko-Stephens, Tyler Trimble

Players => All; FG Types => All ; Results => All ;

Players => All; FG Types => All ; Results => All ;

**Florida State**

**NC State**



Florida State	M/A	%
Field Goals	27/69	39
2 Points	20/50	40
3 Points	7/19	37
Free Throws	13/15	87

NC State	M/A	%
Field Goals	37/74	50
2 Points	30/55	55
3 Points	7/19	37
Free Throws	16/23	70

**NC State at Florida State**

02/09/25 Donald L. Tucker Center, Tallahassee  
2024-25 Women's Basketball

Game Time: 2:00 PM

Game Duration: 1:45

Attendance: 2,458

Officials: Ed Sidlasky, Fatou Ossoko-Stephens, Tyler Trimble

**NC State**

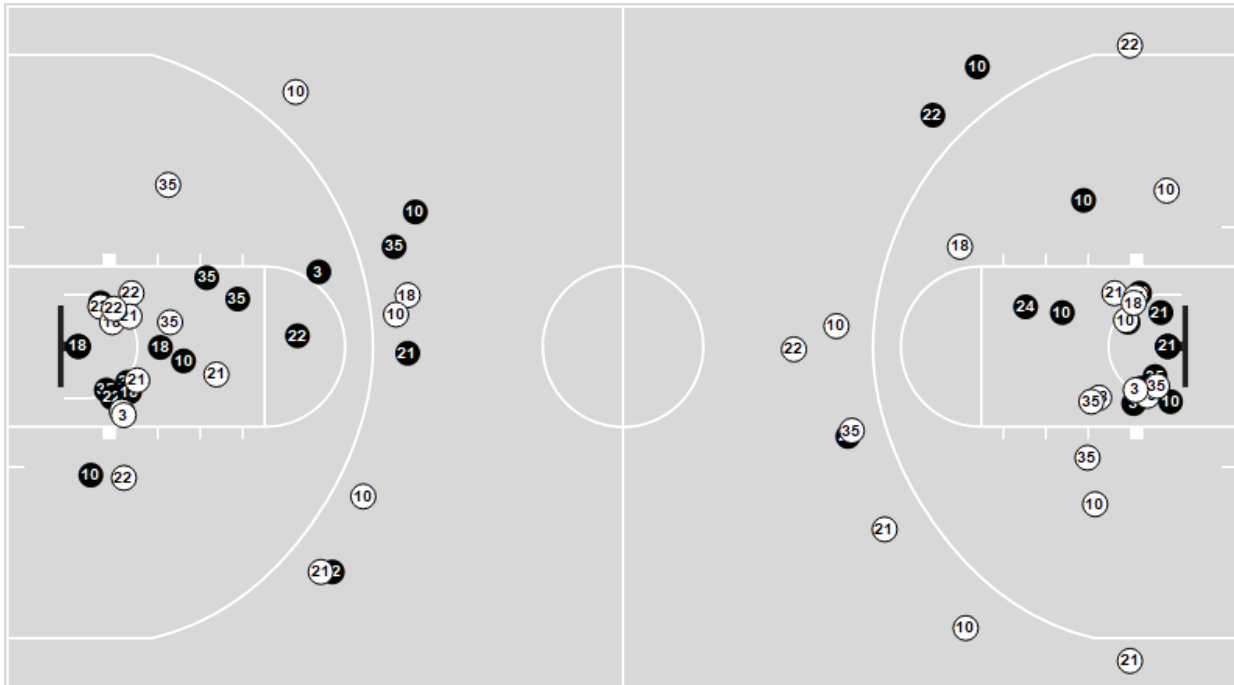
No	Name	Mins		Score		Points Diff		Points per Min		Assists		Rebounds		Steals		Turnovers	
		On	Off	On	Off	On	Off	On	Off	On	Off	On	Off	On	Off	On	Off
0	Devyn Quigley	01:17	38:43	2-3	95-71	-1	24	1.56	2.45	1	14	1	43	0	5	0	8
1	Lorena Awou	05:35	34:25	14-17	83-57	-3	26	2.51	2.41	4	11	2	42	1	4	1	7
3	Zamareya Jones	14:24	25:36	35-27	62-47	8	15	2.43	2.42	4	11	16	28	2	3	5	3
10	Aziaha James	37:31	02:29	92-69	5-5	23	0	2.45	2.01	14	1	42	2	5	0	7	1
11	Maddie Cox	02:08	37:52	6-5	91-69	1	22	2.81	2.40	1	14	2	42	0	5	1	7
18	Tilda Trygger	34:22	05:38	83-58	14-16	25	-2	2.42	2.49	10	5	41	3	4	1	6	2
21	Madison Hayes	35:47	04:13	87-63	10-11	24	-1	2.43	2.37	14	1	41	3	5	0	7	1
22	Saniya Rivers	33:09	06:51	83-63	14-11	20	3	2.50	2.04	13	2	33	11	5	0	5	3
24	Laci Steele	01:17	38:43	2-3	95-71	-1	24	1.56	2.45	1	14	1	43	0	5	0	8
35	Zoe Brooks	32:22	07:38	77-57	20-17	20	3	2.38	2.62	12	3	39	5	3	2	7	1
42	Mallory Collier	02:08	37:52	4-5	93-69	-1	24	1.88	2.46	1	14	2	42	0	5	1	7

**Florida State**

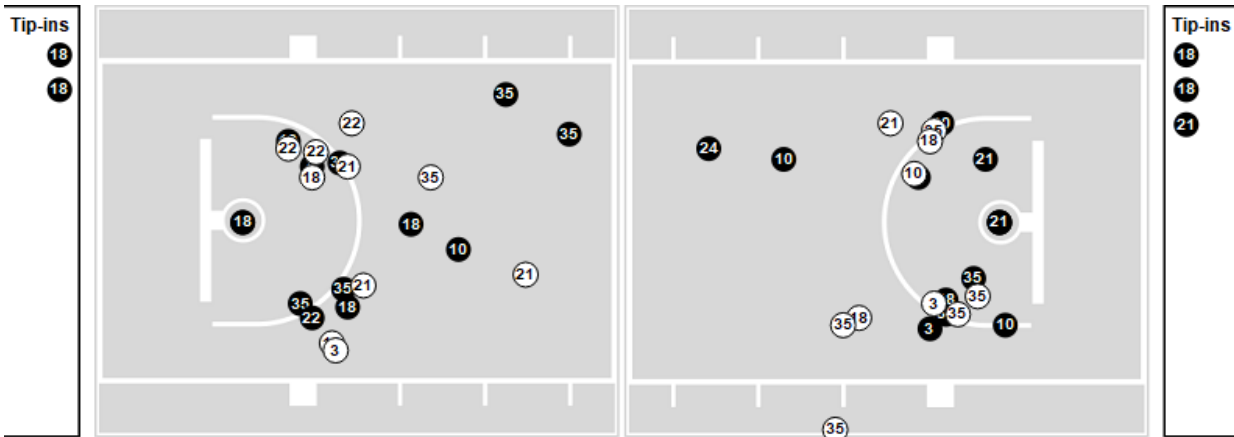
No	Name	Mins		Score		Points Diff		Points per Min		Assists		Rebounds		Steals		Turnovers	
		On	Off	On	Off	On	Off	On	Off	On	Off	On	Off	On	Off	On	Off
00	Ta'Niya Latson	29:25	10:35	57-78	17-19	-21	-2	1.94	1.61	9	2	28	10	3	2	10	3
1	Brianna Turnage	04:23	35:37	3-17	71-80	-14	-9	0.68	1.99	0	11	3	35	0	5	3	10
3	O'Mariah Gordon	29:04	10:56	52-60	22-37	-8	-15	1.79	2.01	8	3	28	10	5	0	12	1
4	Raiane Dos Santos	10:25	29:35	14-29	60-68	-15	-8	1.34	2.03	1	10	10	28	2	3	4	9
11	Sydney Bowles	31:35	08:25	67-79	7-18	-12	-11	2.12	0.83	10	1	29	9	4	1	8	5
13	Carla Vegas	10:44	29:16	16-22	58-75	-6	-17	1.49	1.98	2	9	11	27	1	4	2	11
21	Makayla Timpson	33:22	06:38	56-81	18-16	-25	2	1.68	2.71	8	3	32	6	4	1	10	3
22	Malea Williams	16:59	23:01	31-35	43-62	-4	-19	1.83	1.87	6	5	14	24	3	2	5	8
24	Amaya Bonner	27:25	12:35	56-68	18-29	-12	-11	2.04	1.43	8	3	29	9	2	3	8	5
32	Avery Treadwell	06:38	33:22	18-16	56-81	2	-25	2.71	1.68	3	8	6	32	1	4	3	10

Players => All ; FG Types => All ; Results => All ;  
**NC State**

**All Field Goals**



**Shots in the Paint**



● Made   ● Missed   N - Player Number

NC State	M/A	%
Field Goals	37/74	50
2 Points	30/55	55
3 Points	7/19	37
Free Throws	16/23	70

NC State	M/A	%
Points in the Paint	52 (26/45)	58
Fast Break Points	12 (8/10)	80
Second Chance Points	23 (13/17)	76
Effective FG%	55	

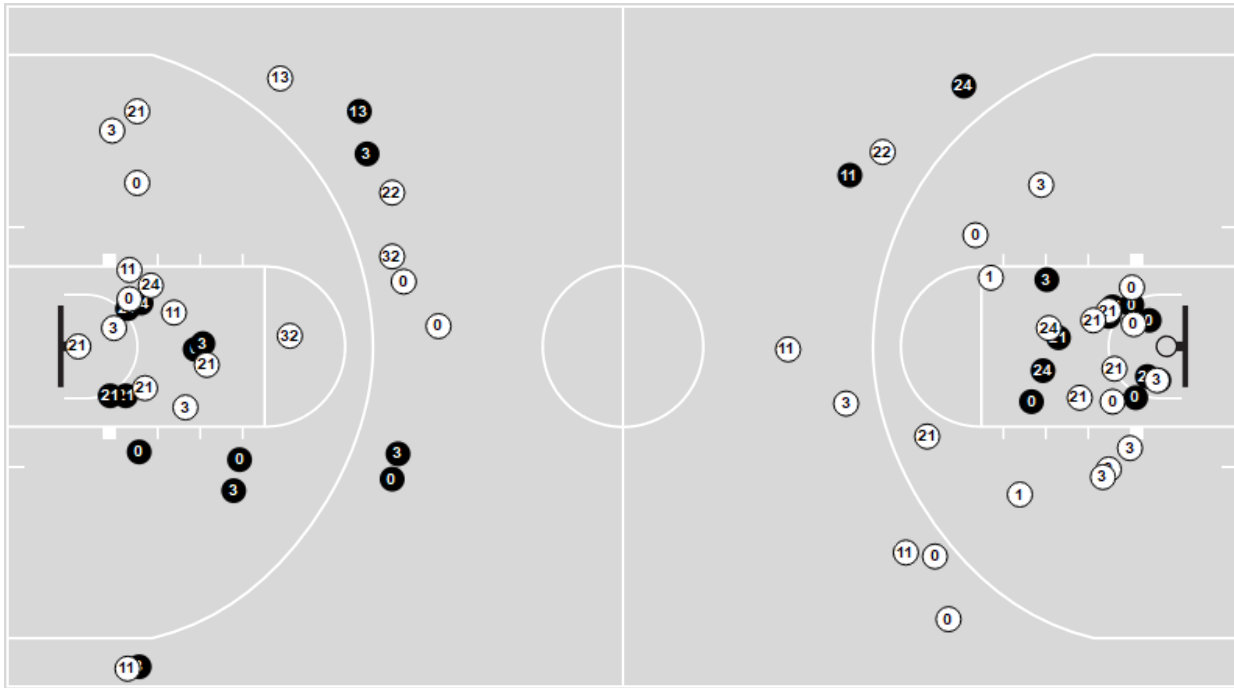


Officials: Ed Sidlasky, Fatou Ossoko-Stephens, Tyler Trimble

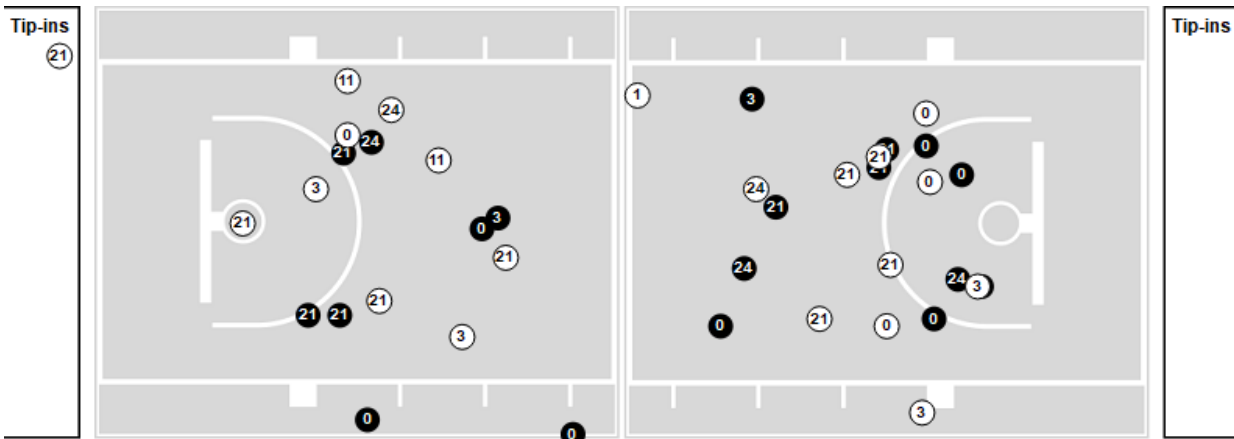
Players => All ; FG Types => All ; Results => All ;

**Florida State**

**All Field Goals**



**Shots in the Paint**



● Made    ○ Missed    N - Player Number

Florida State	M/A	%
Field Goals	27/69	39
2 Points	20/50	40
3 Points	7/19	37
Free Throws	13/15	87

Florida State	M/A	%
Points in the Paint	34 (17/36)	47
Fast Break Points	10 (5/5)	100
Second Chance Points	5 (2/6)	33
Effective FG%	44	

Official Basketball Rotations Summary - Final  
**NC State at Florida State**  
 02/09/25 Donald L. Tucker Center, Tallahassee  
 2024-25 Women's Basketball

Game Time: 2:00 PM  
 Game Duration: 1:45  
 Attendance: 2,458

Officials: Ed Sidlasky, Fatou Ossoko-Stephens, Tyler Trimble

**NC State**

Lineup	Quarter On	Time On	Quarter Off	Time Off	Time on Court	Score	Score Diff	Reb	Stl	Tov	Ast	PPP
10- James A/ 18- Trygger T/ 21- Hayes M 22- Rivers S/ 35- Brooks Z/	1	10:00	1	01:08	08:52	21-12	9	13	1	1	3	1.1745
1- Awou L/ 10- James A/ 21- Hayes M 22- Rivers S/ 35- Brooks Z/	1	01:08	2	10:00	01:08	5-2	3	0	0	0	2	2.5000
1- Awou L/ 10- James A/ 18- Trygger T/ 22- Rivers S/ 35- Brooks Z/	2	10:00	2	07:55	02:05	4-6	-2	1	0	0	0	1.0000
10- James A/ 18- Trygger T/ 21- Hayes M 22- Rivers S/ 35- Brooks Z/	2	07:55	2	04:59	02:56	5-5	0	4	1	0	1	0.8503
3- Jones Z/ 10- James A/ 18- Trygger T/ 21- Hayes M 35- Brooks Z/	2	04:59	2	03:34	01:25	4-4	0	1	0	0	0	1.3889
3- Jones Z/ 18- Trygger T/ 21- Hayes M 22- Rivers S/ 35- Brooks Z/	2	03:34	2	02:22	01:12	3-2	1	1	0	1	0	1.5000
3- Jones Z/ 10- James A/ 18- Trygger T/ 21- Hayes M 22- Rivers S/	2	02:22	3	10:00	02:22	9-0	9	2	2	0	1	1.8908
10- James A/ 18- Trygger T/ 21- Hayes M 22- Rivers S/ 35- Brooks Z/	3	10:00	3	04:55	05:05	12-9	3	6	0	1	1	1.0909
1- Awou L/ 10- James A/ 21- Hayes M 22- Rivers S/ 35- Brooks Z/	3	04:55	3	02:33	02:22	5-9	-4	1	1	1	2	1.0000
3- Jones Z/ 10- James A/ 18- Trygger T/ 21- Hayes M 35- Brooks Z/	3	02:33	4	10:00	02:33	4-2	2	6	0	1	1	0.9009
3- Jones Z/ 10- James A/ 18- Trygger T/ 21- Hayes M 22- Rivers S/	4	10:00	4	06:01	03:59	9-14	-5	2	0	1	1	1.0563
10- James A/ 18- Trygger T/ 21- Hayes M 22- Rivers S/ 35- Brooks Z/	4	06:01	4	02:53	03:08	10-4	6	3	0	0	2	1.7007
3- Jones Z/ 10- James A/ 18- Trygger T/ 21- Hayes M 35- Brooks Z/	4	02:53	4	02:08	00:45	0-0	0	2	0	1	0	0.0000
3- Jones Z/ 10- James A/ 11- Cox M 18- Trygger T/ 35- Brooks Z/	4	02:08	4	02:08	00:00	2-0	2	0	0	0	0	2.2727
3- Jones Z/ 10- James A/ 11- Cox M 35- Brooks Z/ 42- Collier M	4	02:08	4	01:17	00:51	2-2	0	1	0	1	0	1.0000
0- Quigley D/ 3- Jones Z/ 11- Cox M 24- Steele L/ 42- Collier M	4	01:17	4	00:00	01:17	2-3	-1	1	0	0	1	2.0000

Official Basketball Rotations Summary - Final  
**NC State at Florida State**  
 02/09/25 Donald L. Tucker Center, Tallahassee  
 2024-25 Women's Basketball

Game Time: 2:00 PM  
 Game Duration: 1:45  
 Attendance: 2,458

Officials: Ed Sidlasky, Fatou Ossoko-Stephens, Tyler Trimble

**Florida State**

Lineup	Quarter On	Time On	Quarter Off	Time Off	Time on Court	Score	Score Diff	Reb	Stl	Tov	Ast	PPP
00- Latson T/3- Gordon O/11- Bowles S/21- Timpson M 22- Williams M	1	10:00	1	05:53	04:07	7-8	-1	5	1	1	1	0.7778
00- Latson T/1- Turnage B/11- Bowles S/21- Timpson M 24- Bonner A	1	05:53	1	04:25	01:28	2-11	-9	0	0	0	0	0.6667
1- Turnage B/3- Gordon O/13- Viegas C/21- Timpson M 24- Bonner A	1	04:25	1	02:50	01:35	1-0	1	3	0	2	0	0.2577
00- Latson T/3- Gordon O/13- Viegas C/21- Timpson M 24- Bonner A	1	02:50	1	02:03	00:47	0-0	0	2	0	0	0	0.0000
00- Latson T/3- Gordon O/13- Viegas C/24- Bonner A/32- Treadwell A	1	02:03	1	01:08	00:55	2-2	0	0	0	0	1	1.0000
00- Latson T/11- Bowles S/13- Viegas C/21- Timpson M 24- Bonner A	1	01:08	1	00:42	00:25	0-2	-2	0	0	0	0	0.0000
00- Latson T/11- Bowles S/21- Timpson M 22- Williams M 24- Bonner A	1	00:42	2	04:59	05:43	13-12	1	5	0	1	3	1.0943
3- Gordon O/4- Dos Santos R/11- Bowles S/21- Timpson M 24- Bonner A	2	04:59	2	03:34	01:25	4-4	0	1	0	0	1	1.3333
00- Latson T/3- Gordon O/4- Dos Santos R/24- Bonner A/32- Treadwell A	2	03:34	2	02:21	01:13	2-3	-1	1	1	1	0	0.6667
00- Latson T/3- Gordon O/4- Dos Santos R/21- Timpson M 24- Bonner A	2	02:21	2	01:20	01:01	0-3	-3	1	0	1	0	0.0000
00- Latson T/1- Turnage B/3- Gordon O/4- Dos Santos R/21- Timpson M	2	01:20	2	01:05	00:15	0-2	-2	0	0	1	0	0.0000
00- Latson T/1- Turnage B/3- Gordon O/13- Viegas C/21- Timpson M	2	01:05	2	00:36	00:28	0-2	-2	0	0	0	0	0.0000
00- Latson T/1- Turnage B/3- Gordon O/4- Dos Santos R/21- Timpson M	2	00:36	3	10:00	00:36	0-2	-2	0	0	0	0	0.0000
00- Latson T/3- Gordon O/11- Bowles S/21- Timpson M 22- Williams M	3	10:00	3	06:42	03:18	6-6	0	3	1	2	2	0.8721
00- Latson T/3- Gordon O/11- Bowles S/21- Timpson M 24- Bonner A	3	06:42	3	04:55	01:47	3-6	-3	1	0	1	0	1.0000
00- Latson T/3- Gordon O/11- Bowles S/24- Bonner A/32- Treadwell A	3	04:55	3	02:33	02:22	9-5	4	4	0	2	2	1.3975
3- Gordon O/4- Dos Santos R/11- Bowles S/21- Timpson M 24- Bonner A	3	02:33	3	01:34	00:59	0-0	0	1	1	0	0	0.0000
3- Gordon O/4- Dos Santos R/13- Viegas C/21- Timpson M 24- Bonner A	3	01:34	4	10:00	01:34	2-4	-2	2	0	0	0	0.6944
3- Gordon O/11- Bowles S/13- Viegas C/21- Timpson M 24- Bonner A	4	10:00	4	08:48	01:12	5-2	3	2	0	0	1	2.5000
00- Latson T/11- Bowles S/13- Viegas C/21- Timpson M 24- Bonner A	4	08:48	4	07:54	00:54	1-4	-3	1	0	0	0	0.5319
00- Latson T/3- Gordon O/11- Bowles S/21- Timpson M 24- Bonner A	4	07:54	4	06:15	01:39	6-2	4	1	0	0	0	2.0000
00- Latson T/4- Dos Santos R/11- Bowles S/21- Timpson M 24- Bonner A	4	06:15	4	03:50	02:25	6-8	-2	4	0	0	0	1.2295
3- Gordon O/4- Dos Santos R/11- Bowles S/21- Timpson M 22- Williams M	4	03:50	4	02:53	00:57	0-3	-3	0	0	1	0	0.0000
3- Gordon O/11- Bowles S/13- Viegas C/21- Timpson M 22- Williams M	4	02:53	4	02:08	00:45	0-0	0	0	1	0	0	0.0000
3- Gordon O/11- Bowles S/13- Viegas C/22- Williams M/32- Treadwell A	4	02:08	4	00:00	02:08	5-6	-1	1	0	0	0	1.2887

Official Basketball Line Up Analysis - Final  
**NC State at Florida State**  
 02/09/25 Donald L. Tucker Center, Tallahassee  
 2024-25 Women's Basketball

**Game Time:** 2:00 PM  
**Game Duration:** 1:45  
**Attendance:** 2,458

**Officials:** Ed Sidlasky, Fatou Ossoko-Stephens, Tyler Trimble

**NC State**

Lineup	Time	Score	Score Diff	Pts/Min	Reb	Stl	Tov	Ast	PPP
10- James A/ 18- Trygger T/ 21- Hayes M/ 22- Rivers S/ 35- Brooks Z/	20:01	48-30	18	2.3980	26	2	2	7	1.1811
3- Jones Z/ 10- James A/ 18- Trygger T/ 21- Hayes M/ 22- Rivers S/	06:21	18-14	4	2.8346	4	2	1	2	1.3554
3- Jones Z/ 10- James A/ 18- Trygger T/ 21- Hayes M/ 35- Brooks Z/	04:43	8-6	2	1.6961	9	0	2	1	0.9615
1- Awou L/ 10- James A/ 21- Hayes M/ 22- Rivers S/ 35- Brooks Z/	03:30	10-11	-1	2.8571	1	1	1	4	1.4286
1- Awou L/ 10- James A/ 18- Trygger T/ 22- Rivers S/ 35- Brooks Z/	02:05	4-6	-2	1.9200	1	0	0	0	1.0000
0- Quigley D/ 3- Jones Z/ 11- Cox M/ 24- Steele L/ 42- Collier M/	01:17	2-3	-1	1.5584	1	0	0	1	2.0000
3- Jones Z/ 18- Trygger T/ 21- Hayes M/ 22- Rivers S/ 35- Brooks Z/	01:12	3-2	1	2.5000	1	0	1	0	1.5000
3- Jones Z/ 10- James A/ 11- Cox M/ 35- Brooks Z/ 42- Collier M/	00:51	2-2	0	2.3529	1	0	1	0	1.0000
3- Jones Z/ 10- James A/ 11- Cox M/ 18- Trygger T/ 35- Brooks Z/	00:00	2-0	2	∞	0	0	0	0	2.2727

**Florida State**

Lineup	Time	Score	Score Diff	Pts/Min	Reb	Stl	Tov	Ast	PPP
00- Latson T/3- Gordon O/ 11- Bowles S/ 21- Timpson M/ 22- Williams M	07:25	13-14	-1	1.7528	8	2	3	3	0.8186
00- Latson T/ 11- Bowles S/ 21- Timpson M/ 22- Williams M/ 24- Bonner A/	05:43	13-12	1	2.2701	5	0	1	3	1.0943
00- Latson T/3- Gordon O/ 11- Bowles S/ 21- Timpson M/ 24- Bonner A/	03:26	9-8	1	2.6214	2	0	1	0	1.5000
00- Latson T/ 4- Dos Santos R/ 11- Bowles S/ 21- Timpson M/ 24- Bonner A/	02:25	6-8	-2	2.4828	4	0	0	0	1.2295
3- Gordon O/ 4- Dos Santos R/ 11- Bowles S/ 21- Timpson M/ 24- Bonner A/	02:24	4-4	0	1.6667	2	1	0	1	1.0000
00- Latson T/ 3- Gordon O/ 11- Bowles S/ 24- Bonner A/ 32- Treadwell A/	02:22	9-5	4	3.8028	4	0	2	2	1.3975
3- Gordon O/ 11- Bowles S/ 13- Viegas C/ 22- Williams M/ 32- Treadwell A/	02:08	5-6	-1	2.3438	1	0	0	0	1.2887
1- Turnage B/ 3- Gordon O/ 13- Viegas C/ 21- Timpson M/ 24- Bonner A/	01:35	1-0	1	0.6316	3	0	2	0	0.2577
3- Gordon O/ 4- Dos Santos R/ 13- Viegas C/ 21- Timpson M/ 24- Bonner A/	01:34	2-4	-2	1.2766	2	0	0	0	0.6944
00- Latson T/ 1- Turnage B/ 11- Bowles S/ 21- Timpson M/ 24- Bonner A/	01:28	2-11	-9	1.3636	0	0	0	0	0.6667
00- Latson T/ 11- Bowles S/ 13- Viegas C/ 21- Timpson M/ 24- Bonner A/	01:19	1-6	-5	0.7557	1	0	0	0	0.5319
00- Latson T/ 3- Gordon O/ 4- Dos Santos R/ 24- Bonner A/ 32- Treadwell A/	01:13	2-3	-1	1.6438	1	1	1	0	0.6667
3- Gordon O/ 11- Bowles S/ 13- Viegas C/ 21- Timpson M/ 24- Bonner A/	01:12	5-2	3	4.1667	2	0	0	1	2.5000
00- Latson T/ 3- Gordon O/ 4- Dos Santos R/ 21- Timpson M/ 24- Bonner A/	01:01	0-3	-3	0.0000	1	0	1	0	0.0000
3- Gordon O/ 4- Dos Santos R/ 11- Bowles S/ 21- Timpson M/ 22- Williams M/	00:57	0-3	-3	0.0000	0	0	1	0	0.0000
00- Latson T/ 3- Gordon O/ 13- Viegas C/ 24- Bonner A/ 32- Treadwell A/	00:55	2-2	0	2.1818	0	0	0	1	1.0000
00- Latson T/ 1- Turnage B/ 3- Gordon O/ 4- Dos Santos R/ 21- Timpson M/	00:51	0-4	-4	0.0000	0	0	1	0	0.0000
00- Latson T/ 3- Gordon O/ 13- Viegas C/ 21- Timpson M/ 24- Bonner A/	00:47	0-0	0	0.0000	2	0	0	0	0.0000
3- Gordon O/ 11- Bowles S/ 13- Viegas C/ 21- Timpson M/ 22- Williams M/	00:45	0-0	0	0.0000	0	1	0	0	0.0000
00- Latson T/ 1- Turnage B/ 3- Gordon O/ 13- Viegas C/ 21- Timpson M/	00:28	0-2	-2	0.0000	0	0	0	0	0.0000