

## FINAL SCORE



**Miami (FL)**

**66**



**Florida State**

**88**

January 19, 2025 • Donald L. Tucker Center

## FINAL STATISTICS

# FLORIDA STATE®

## BASKETBALL

### FINAL: FSU 88, MIAMI 66

- » FSU has now won nine games in a row against teams in Florida after a 88-66 victory over Miami. The Noles have won four of the last five against the Hurricanes
- » Florida State is 264-92 all-time against teams from Florida. Brooke Wyckoff is 15-2 all-time against teams hailing from Florida
- » The Seminoles made 18 three-point shots, the highest total this season and fourth highest in the NCAA this year. 18 is the most threes made for the Noles in a single game in program history. FSU tied the record at 15 earlier this season against North Florida
- » Finishing the game with 10 points and 13 rebounds, Makayla Timpson became the program leader in double-doubles with 42, passing Natasha Howard's record that was set at 41, from 2010-14
- » Timpson now sits third in program history with 951 career rebounds, passing Glenda Stokes (1980-83) at 938. Timpson ranks second in school history in total blocks with 245
- » The nation's leading scorer (26.6 PPG), Ta'Niya Latson scored 30 points, leading the team. Latson has scored at least 30 points in 21 career games, including seven this season
- » Latson set a career high of five three-pointers, finishing the game a perfect 5-of-5, becoming the fourth Seminole to set the program high. She joins Robin Storey (1989), Mara Freshour (2007) and Emiah Bingley (2015) scoring 5-of-5 from three in a single game
- » O'Mariah Gordon moved into 12th place in FSU history in career assists, after dishing five on Sunday She now has 344 for her career
- » Gordon also contributed two three-pointers, moving to seventh all-time in program history with 124 three-pointers made. She passed Sara Bejedi (123).
- » FSU has held its opponents to scoring 15 points or less in a quarter 28 times this season after holding Miami to 10 in the second
- » Carla Viegas contributed four threes, marking the fifth time this season she made at least four in a game
- » Sydney Bowles and Malea Williams also added three, three-point shots each. Bowles has made at least three in a single game seven times, while Williams matched her season high
- » Raiane Dos Santos produced a career-high five assists and tied her high with three rebounds.

### FSU STARTERS

Player	20-21	21-22	22-23	23-24	24-25	Tot
Ta'Niya Latson	-	-	31	33	18	82
Makayla Timpson	-	1	33	34	19	87
O'Mariah Gordon	-	20	2	34	19	75
*Malea Williams	0	3	4	31	8	46
Carla Viegas	-	-	-	0	16	16
^Sydney Bowles	-	-	29	1	4	34
Brianna Turnage	-	-	0	19	11	30

\*At Cincinnati, ^ at Texas A&M

### FSU TOP SCORERS

Player	PTS	FGM	FT	3PT	AST	REB
Ta'Niya Latson	30	10-13	5-6	5-5	2	3
Carla Viegas	14	4-11	2-2	4-10	1	0
Sydney Bowles	11	4-10	0-0	3-7	2	1
Makayla Timpson	10	7-15	3-6	0-0	2	13



Officials: Dee Kantner, Bryan Brunette, Jules Gallien

Miami (FL) - 66

Record: 11-7 (1-6)

NO.	Name	Min	FG			Rebounds			Fouls		TP	AS	TO	ST	Blocks		+/-
			M-A	3P	FT	OR	DR	TOT	PF	FD					BS	BA	
44	Cameron Williams	F 21:12	4-6	0-0	2-2	0	2	2	2	2	10	0	1	0	0	1	-18
4	Jasmyne Roberts	G 30:20	6-15	2-3	2-2	2	3	5	3	2	16	2	4	1	2	1	-19
8	Darrione Rogers	G 28:16	3-9	1-4	1-2	1	2	3	1	2	8	0	1	2	0	1	-27
14	Haley Cavinder	G 35:11	6-17	3-6	0-0	2	4	6	1	4	15	5	3	1	0	2	-25
15	Hanna Cavinder	G 25:33	1-1	0-0	0-0	0	0	0	1	0	2	3	5	0	0	0	-22
0	Aurora Almón	18:48	1-2	0-0	2-6	3	4	7	2	3	4	1	0	0	0	0	-4
1	Lemyah Hylton	21:24	3-8	0-1	1-1	0	0	0	2	2	7	0	1	1	0	1	2
5	Ahnay Adams	13:40	1-3	0-0	2-2	0	2	2	2	1	4	1	1	1	0	0	4
42	Leah Harmon	05:36	0-0	0-0	0-0	0	0	0	0	0	0	0	0	0	0	0	-1
Team						6	4	10			0		0				
<b>Totals</b>			25-61	6-14	10-15	14	21	35	14	16	66	12	16	6	2	6	-22

Technical Fouls: NONE

Shooting By Period		
1st FG%	7-17	41.2%
3PT%	3-4	75.0%
FT%	5-5	100%
2nd FG%	4-15	26.7%
3PT%	1-5	20.0%
FT%	1-2	50%
3rd FG%	8-14	57.1%
3PT%	1-3	33.3%
FT%	0-0	0%
4th FG%	6-15	40.0%
3PT%	1-2	50.0%
FT%	4-8	50%
GMFG%	25-61	41.0%
3PT%	6-14	42.9%
FT%	10-15	66.7%

Dead Ball Rebounds: 3, 0

Florida State - 88

Record: 15-4 (5-2)

NO.	Name	Min	FG			Rebounds			Fouls		TP	AS	TO	ST	Blocks		+/-
			M-A	3P	FT	OR	DR	TOT	PF	FD					BS	BA	
21	Makayla Timpson	F 30:58	3-6	0-0	4-6	5	8	13	0	6	10	2	2	3	4	0	20
22	Malea Williams	F 17:35	3-6	3-5	0-0	0	5	5	4	0	9	1	1	0	1	0	15
00	Ta'Niya Latson	G 30:56	10-13	5-5	5-6	1	2	3	3	3	30	2	3	2	1	1	24
3	O'Mariah Gordon	G 21:35	3-6	2-2	0-0	1	2	3	4	1	8	5	2	2	0	0	18
11	Sydney Bowles	G 30:50	4-10	3-7	0-0	0	1	1	2	0	11	2	1	0	0	0	14
24	Amaya Bonner	10:19	0-2	0-2	0-0	1	0	1	1	0	0	0	0	0	0	0	-1
6	Mariana Valenzuela	05:11	0-1	0-1	0-0	0	1	1	1	0	0	0	0	0	0	0	-9
4	Raiane Dos Santos	26:35	2-6	1-4	1-1	1	2	3	0	2	6	5	1	1	0	0	21
13	Carla Viegas	22:06	4-11	4-10	2-2	0	0	0	1	2	14	1	0	1	0	1	12
1	Brianna Turnage	03:55	0-0	0-0	0-0	0	0	0	0	0	0	1	2	0	0	0	-4
Team						3	2	5			0		0				
<b>Totals</b>			29-61	18-36	12-15	12	23	35	16	14	88	19	12	9	6	2	22

Technical Fouls: NONE

Shooting By Period		
1st FG%	7-15	46.7%
3PT%	4-8	50.0%
FT%	0-0	0%
2nd FG%	7-16	43.8%
3PT%	3-9	33.3%
FT%	7-7	100%
3rd FG%	8-14	57.1%
3PT%	6-10	60.0%
FT%	0-2	0%
4th FG%	7-16	43.8%
3PT%	5-9	55.6%
FT%	5-6	83.3%
GMFG%	29-61	47.5%
3PT%	18-36	50.0%
FT%	12-15	80.0%

Dead Ball Rebounds: 2, 1

	MIA	FSU
<b>Biggest lead</b>	5 (1 <sup>st</sup> 2:28)	27 (4 <sup>th</sup> 1:46)
<b>Best Scoring Run</b>	9 (4 <sup>th</sup> 9:50)	11 (2 <sup>nd</sup> 2:20)
<b>Lead Changes</b>	4	
<b>Times Tied</b>	4	
<b>Time with Lead</b>	06:10	32:29

	MIA	FSU
<b>Points from</b>		
<b>Turnovers</b>	9	12
<b>Paint</b>	32	20
<b>Second Chance</b>	11	19
<b>Fast Breaks</b>	4	2
<b>Bench</b>	15	20

Period by Period Scoring					
	1st	2nd	3rd	4th	TOT
<b>MIA</b>	22	10	17	17	66
<b>FSU</b>	18	24	22	24	88

**Period 1**

**Period Starters:**

<b>FSU</b>	00 Latson T	3 Gordon O	11 Bowles S	21 Timpson M	22 Williams M
<b>MIA</b>	4 Roberts J	8 Rogers D	14 Cavinder H	15 Cavinder H	44 Williams C

Game Time	FSU	Score	Diff	MIA
10:00	21 TIMPSON M jumpball lost			44 WILLIAMS C jumpball won
09:40				4 ROBERTS J 2pt FG outside the paint, turnaround jump shot missed
09:37	21 TIMPSON M defensive rebound (1)			
09:26	22 WILLIAMS M 3pt FG , jump shot made (3)	<b>3-0</b>	<b>3</b>	
09:26	3 GORDON O assist (1)			
08:58				4 ROBERTS J 2pt FG in the paint, layup missed
08:56	22 WILLIAMS M defensive rebound (1)			
08:51	00 LATSON T turnover lost ball (1)			
08:41				8 ROGERS D 2pt FG from turnover in the paint, floating jump shot missed
08:38	3 GORDON O defensive rebound (1)			
08:32	3 GORDON O 2pt FG outside the paint, jump shot missed			
08:31	offensive rebound (4)			
08:27	11 BOWLES S 3pt FG second chance, jump shot made (3)	<b>6-0</b>	<b>6</b>	
08:27	3 GORDON O assist (2)			
08:03				14 CAVINDER H 2pt FG in the paint, jump shot missed
08:00	21 TIMPSON M defensive rebound (2)			
07:53	22 WILLIAMS M 3pt FG , jump shot missed			
07:50	3 GORDON O offensive rebound (2)			
07:49	3 GORDON O 2pt FG second chance in the paint, layup made (2)	<b>8-0</b>	<b>8</b>	
07:21		<b>8-2</b>	<b>6</b>	44 WILLIAMS C 2pt FG in the paint, layup made (2)
07:21				4 ROBERTS J assist (1)
07:06	22 WILLIAMS M turnover bad pass (1)			8 ROGERS D steal (1)
07:03	22 WILLIAMS M foul personal (1 - 1)			8 ROGERS D foul drawn (1)
06:53				4 ROBERTS J turnover 3 seconds (1)
06:53	3 GORDON O substitution out			
06:53	24 BONNER A substitution in			
06:53				44 WILLIAMS C substitution out
06:53				0 ALMÓN A substitution in
06:41	11 BOWLES S 3pt FG from turnover, jump shot missed			
06:38	24 BONNER A offensive rebound (1)			
06:34	00 LATSON T turnover bad pass (2)			
06:19				4 ROBERTS J turnover travel (2)
06:19	22 WILLIAMS M substitution out			
06:19	6 VALENZUELA M substitution in			
06:19				4 ROBERTS J substitution out
06:19				1 HYLTON L substitution in
06:11	21 TIMPSON M turnover travel (1)			
05:59		<b>8-5</b>	<b>3</b>	8 ROGERS D 3pt FG from turnover, step back jump shot made (3)
05:59				15 CAVINDER H assist (1)
05:46	11 BOWLES S 3pt FG , jump shot missed			

Game Time	FSU	Score	Diff	MIA
05:42				0 ALMÓN A defensive rebound (1)
05:29				1 HYLTON L 2pt FG outside the paint, turnaround jump shot missed
05:26	6 VALENZUELA M defensive rebound (1)			
05:19	00 LATSON T 2pt FG in the paint, driving layup made (2)	<b>10-5</b>	<b>5</b>	
04:57		<b>10-8</b>	<b>2</b>	14 CAVNDER H 3pt FG , jump shot made (3)
04:37	11 BOWLES S 2pt FG outside the paint, turnaround jump shot missed			
04:34				14 CAVNDER H defensive rebound (1)
04:12				1 HYLTON L 2pt FG in the paint, pull up jump shot missed
04:08				0 ALMÓN A offensive rebound (2)
04:07		<b>10-11</b>	<b>-1</b>	14 CAVNDER H 3pt FG second chance, jump shot made (6)
04:07				0 ALMÓN A assist (1)
03:47	21 TIMPSON M 2pt FG in the paint, turnaround jump shot missed			
03:43				0 ALMÓN A defensive rebound (3)
03:38		<b>10-13</b>	<b>-3</b>	15 CAVNDER H 2pt FG in the paint, driving layup made (2)
03:37	Timeout 30 Sec			
03:37	Timeout media			
03:37	00 LATSON T substitution out			
03:37	11 BOWLES S substitution out			
03:37	21 TIMPSON M substitution out			
03:37	3 GORDON O substitution in			
03:37	4 DOS SANTOS R substitution in			
03:37	22 WILLIAMS M substitution in			
03:37				0 ALMÓN A substitution out
03:37				8 ROGERS D substitution out
03:37				15 CAVNDER H substitution out
03:37				4 ROBERTS J substitution in
03:37				5 ADAMS A substitution in
03:37				44 WILLIAMS C substitution in
03:23	4 DOS SANTOS R 3pt FG , jump shot made (3)	<b>13-13</b>	<b>0</b>	
03:23	3 GORDON O assist (3)			
03:01		<b>13-15</b>	<b>-2</b>	4 ROBERTS J 2pt FG in the paint, pull up jump shot made (2)
02:37	6 VALENZUELA M 3pt FG , jump shot missed			
02:35				14 CAVNDER H defensive rebound (2)
02:28		<b>13-17</b>	<b>-4</b>	1 HYLTON L 2pt FG in the paint, layup made (2)
02:28				14 CAVNDER H assist (1)
02:28	3 GORDON O foul shooting (1 - 2)			1 HYLTON L foul drawn (1)
02:28	4 DOS SANTOS R substitution out			
02:28	6 VALENZUELA M substitution out			
02:28	24 BONNER A substitution out			
02:28	00 LATSON T substitution in			
02:28	13 MEGAS C substitution in			
02:28	21 TIMPSON M substitution in			
02:28				14 CAVNDER H substitution out
02:28				15 CAVNDER H substitution in
02:28		<b>13-18</b>	<b>-5</b>	1 HYLTON L free throw 1 - 1 made (3)
02:13	13 MEGAS C 3pt FG , jump shot made (3)	<b>16-18</b>	<b>-2</b>	

Official Basketball Play by Play - 1st Period  
**Miami (FL) at Florida State**  
 01/19/25 Donald L. Tucker Center, Tallahassee  
 2024-25 Women's Basketball

**Game Time:** 2:00 PM  
**Game Duration:** 1:52  
**Attendance:** 2,631

**Officials:** Dee Kantner, Bryan Brunette, Jules Gallien

Game Time	FSU	Score	Diff	MIA
02:13	3 GORDON O assist (4)			
01:51				1 HYLTON L 2pt FG in the paint, driving layup blocked
01:51	21 TIMPSON Mblock (1)			
01:51				offensive rebound (6)
01:49	22 WILLIAMS Mfoul shooting (2 - 3)			4 ROBERTS J foul drawn (1)
01:49	22 WILLIAMS Msubstitution out			
01:49	1 TURNAGE B substitution in			
01:49		<b>16-19</b>	<b>-3</b>	4 ROBERTS J free throw 1 - 2 made (3)
01:49		<b>16-20</b>	<b>-4</b>	4 ROBERTS J free throw 2 - 2 made (4)
01:36	1 TURNAGE B turnover out of bounds (1)			
01:24				1 HYLTON L 2pt FG from turnover in the paint, driving layup missed
01:24				offensive rebound (7)
01:23				5 ADAMS A substitution out
01:23				14 CAVNDER H substitution in
01:18	00 LATSON T steal (1)			15 CAVNDER H turnover bad pass (1)
01:14	00 LATSON T 2pt FG from turnover in the paint, layup blocked			
01:14				4 ROBERTS J block (1)
01:14	offensive rebound (9)			
01:12	21 TIMPSON M 2pt FG from turnover second chance in the paint, turnaround jump shot made (2)	<b>18-20</b>	<b>-2</b>	
00:46	3 GORDON O foul shooting (2 - 4)			44 WILLIAMS C foul drawn (1)
00:46		<b>18-21</b>	<b>-3</b>	44 WILLIAMS C free throw 1 - 2 made (3)
00:46		<b>18-22</b>	<b>-4</b>	44 WILLIAMS C free throw 2 - 2 made (4)
00:46	3 GORDON O substitution out			
00:46	4 DOS SANTOS R substitution in			
00:46				44 WILLIAMS C substitution out
00:46				0 ALMÓN A substitution in
00:34	1 TURNAGE B turnover bad pass (2)			4 ROBERTS J steal (1)
00:34				0 ALMÓN A substitution out
00:34				44 WILLIAMS C substitution in
00:09				1 HYLTON L 3pt FG from turnover, jump shot missed
00:04				4 ROBERTS J offensive rebound (1)
00:04				4 ROBERTS J 2pt FG from turnover second chance in the paint, tip-in layup missed
00:04				offensive rebound (9)
00:04				1 HYLTON L substitution out
00:04				8 ROGERS D substitution in
00:04	21 TIMPSON M foul drawn (1)			44 WILLIAMS C foul offensive (1 - 1)
00:04				44 WILLIAMS C turnover offensive (1)
00:04				4 ROBERTS J substitution out
00:04				44 WILLIAMS C substitution out
00:04				0 ALMÓN A substitution in
00:04				1 HYLTON L substitution in
<b>END OF PERIOD</b>				
<b>FSU 18-22 MIA</b>				

**Miami (FL) - 22**

NO.	Name	F/G	Min	FG M-A	3P M-A	FT M-A	Rebounds			Fouls		TP	AS	TO	ST	Blocks		+/-			
							OR	DR	TOT	PF	FD					BS	BA				
44	Cameron Williams	F	06:27	1-1	0-0	2-2	0	0	0	1	1	4	0	1	0	0	0	-5			
4	Jasmyne Roberts	G	07:14	1-4	0-0	2-2	1	0	1	0	1	4	1	2	1	1	0	-5			
8	Darrione Rogers	G	06:27	1-2	1-1	0-0	0	0	0	0	1	3	0	0	1	0	0	3			
14	Haley Cavinder	G	08:55	2-3	2-2	0-0	0	2	2	0	0	6	1	0	0	0	0	4			
15	Hanna Cavinder	G	08:51	1-1	0-0	0-0	0	0	0	0	0	2	1	1	0	0	0	3			
0	Aurora Almón		03:33	0-0	0-0	0-0	1	2	3	0	0	0	1	0	0	0	0	9			
1	Lemyah Hylton		06:19	1-6	0-1	1-1	0	0	0	0	1	3	0	0	0	0	1	10			
5	Ahnay Adams		02:14	0-0	0-0	0-0	0	0	0	0	0	0	0	0	0	0	0	1			
Team							3	0	3			0		0							
<b>Totals</b>							7-17	3-4	5-5	5	4	9	1	4	22	4	4	2	1	1	4

Shooting By Period		
1st FG%	7-17	41.2%
3PT%	3-4	75.0%
FT%	5-5	100%
GMFG%	7-17	41.2%
3PT%	3-4	75.0%
FT%	5-5	100.0%

Dead Ball Rebounds: 0, 0

Technical Fouls: NONE

**Florida State - 18**

NO.	Name	F/G	Min	FG M-A	3P M-A	FT M-A	Rebounds			Fouls		TP	AS	TO	ST	Blocks		+/-			
							OR	DR	TOT	PF	FD					BS	BA				
21	Makayla Timpson	F	08:51	1-2	0-0	0-0	0	2	2	0	1	2	0	1	0	1	0	-3			
22	Malea Williams	F	05:29	1-2	1-2	0-0	0	1	1	2	0	3	0	1	0	0	0	7			
00	Ta'Niya Latson	G	08:51	1-2	0-0	0-0	0	0	0	0	0	2	0	2	1	0	1	-3			
3	O'Mariah Gordon	G	05:57	1-2	0-0	0-0	1	1	2	2	0	2	4	0	0	0	0	5			
11	Sydney Bowles	G	06:23	1-4	1-3	0-0	0	0	0	0	0	3	0	0	0	0	0	-3			
24	Amaya Bonner		04:25	0-0	0-0	0-0	1	0	1	0	0	0	0	0	0	0	0	-10			
6	Mariana Valenzuela		03:51	0-1	0-1	0-0	0	1	1	0	0	0	0	0	0	0	0	-10			
4	Raiane Dos Santos		01:56	1-1	1-1	0-0	0	0	0	0	0	3	0	0	0	0	0	-1			
13	Carla Viegas		02:28	1-1	1-1	0-0	0	0	0	0	0	3	0	0	0	0	0	0			
1	Brianna Turnage		01:49	0-0	0-0	0-0	0	0	0	0	0	0	0	2	0	0	0	-2			
Team							2	0	2			0		0							
<b>Totals</b>							7-15	4-8	0-0	4	5	9	4	1	18	4	6	1	1	1	-4

Shooting By Period		
1st FG%	7-15	46.7%
3PT%	4-8	50.0%
FT%	0-0	0%
GMFG%	7-15	46.7%
3PT%	4-8	50.0%
FT%	0-0	0.0%

Dead Ball Rebounds: 0, 0

Technical Fouls: NONE

	MIA	FSU
Biggest lead	5 (1 <sup>st</sup> 2:28)	8 (1 <sup>st</sup> 7:49)
Best Scoring Run	8 (1 <sup>st</sup> 3:38)	8 (1 <sup>st</sup> 7:49)
Lead Changes	1	
Times Tied	1	
Time with Lead	03:45	05:19

Points from	MIA	FSU
Turnovers	3	2
Paint	8	6
Second Chance	5	7
Fast Breaks	0	0
Bench	3	6

	Period by Period Scoring				
	1st	2nd	3rd	4th	TOT
MIA	22	10	17	17	66
FSU	18	24	22	24	88

**Period 2**

**Period Starters:**

<b>FSU</b>	00 Latson T	4 Dos Santos R	11 Bowles S	13 Vegas C	21 Timpson M
<b>MIA</b>	4 Roberts J	8 Rogers D	14 Cavinder H	15 Cavinder H	44 Williams C

Game Time	FSU	Score	Diff	MIA
10:00	1 TURNAGE B substitution out			
10:00	11 BOWLES S substitution in			
10:00				0 ALMÓN A substitution out
10:00				1 HYLTON L substitution out
10:00				4 ROBERTS J substitution in
10:00				44 WILLIAMS C substitution in
09:33	00 LATSON T 2pt FG in the paint, floating jump shot missed			
09:33				defensive rebound (10)
09:33				4 ROBERTS J 2pt FG outside the paint, jump shot missed
09:33	21 TIMPSON M defensive rebound (3)			
08:59	11 BOWLES S 3pt FG , jump shot missed			
08:58				4 ROBERTS J defensive rebound (2)
08:55	00 LATSON T foul personal (1 - 1)			14 CAVINDER H foul drawn (1)
08:45	21 TIMPSON M steal (1)			15 CAVINDER H turnover bad pass (2)
08:41	13 MEGAS C 3pt FG from turnover, jump shot missed			
08:39				8 ROGERS D defensive rebound (1)
08:35				14 CAVINDER H 2pt FG in the paint, driving layup missed
08:32	00 LATSON T defensive rebound (1)			
08:24	00 LATSON T 3pt FG , jump shot made (5)	<b>21-22</b>	<b>-1</b>	
08:03				8 ROGERS D 3pt FG , jump shot missed
08:03	21 TIMPSON M defensive rebound (4)			
08:03	21 TIMPSON M foul drawn (2)			44 WILLIAMS C foul personal (2 - 1)
08:03				44 WILLIAMS C substitution out
08:03				0 ALMÓN A substitution in
07:51	21 TIMPSON M 2pt FG in the paint, turnaround jump shot made (4)	<b>23-22</b>	<b>1</b>	
07:51	13 MEGAS C assist (1)			
07:34				4 ROBERTS J 2pt FG in the paint, layup missed
07:32				4 ROBERTS J offensive rebound (3)
07:30		<b>23-25</b>	<b>-2</b>	14 CAVINDER H 3pt FG second chance, jump shot made (9)
07:30				4 ROBERTS J assist (2)
07:14	4 DOS SANTOS R 2pt FG in the paint, driving layup made (5)	<b>25-25</b>	<b>0</b>	
07:14	4 DOS SANTOS R foul drawn (1)			0 ALMÓN A foul shooting (1 - 2)
07:14	21 TIMPSON M substitution out			
07:14	6 VALENZUELA M substitution in			
07:14	4 DOS SANTOS R free throw 1 - 1 made (6)	<b>26-25</b>	<b>1</b>	
07:02				14 CAVINDER H 3pt FG , jump shot missed
06:57	defensive rebound (13)			
06:49	11 BOWLES S 3pt FG , jump shot missed			
06:47				0 ALMÓN A defensive rebound (4)
06:29				4 ROBERTS J 2pt FG in the paint, layup missed
06:27	4 DOS SANTOS R defensive rebound (1)			



Official Basketball Play-by-Play- 2nd Period  
**Miami (FL) at Florida State**  
 01/19/25 Donald L. Tucker Center, Tallahassee  
 2024-25 Women's Basketball

**Game Time:** 2:00 PM  
**Game Duration:** 1:52  
**Attendance:** 2,631

**Officials:** Dee Kantner, Bryan Brunette, Jules Gallien

Game Time	FSU	Score	Diff	MIA
06:09	4 DOS SANTOS R 2pt FG outside the paint, floating jump shot missed			
06:07				4 ROBERTS J defensive rebound (4)
05:56				4 ROBERTS J 3pt FG , jump shot missed
05:54				8 ROGERS D offensive rebound (2)
05:54	6 VALENZUELA M foul shooting (1 - 2)			8 ROGERS D foul drawn (2)
05:54	6 VALENZUELA M substitution out			
05:54	11 BOWLES S substitution out			
05:54	21 TIMPSON M substitution in			
05:54	24 BONNER A substitution in			
05:54				4 ROBERTS J substitution out
05:54				1 HYLTON L substitution in
05:54				8 ROGERS D free throw 1 - 2 missed
05:54				offensive dead ball rebound (1)
05:54		<b>26-26</b>	<b>0</b>	8 ROGERS D free throw 2 - 2 made (4)
05:45	00 LATSON T 2pt FG in the paint, driving layup missed			
05:42	21 TIMPSON M offensive rebound (5)			
05:43	21 TIMPSON M foul drawn (3)			1 HYLTON L foul shooting (1 - 3)
05:43	21 TIMPSON M free throw 1 - 2 made (5)	<b>27-26</b>	<b>1</b>	
05:43	21 TIMPSON M free throw 2 - 2 made (6)	<b>28-26</b>	<b>2</b>	
05:26		<b>28-28</b>	<b>0</b>	8 ROGERS D 2pt FG outside the paint, step back jump shot made (6)
05:12	00 LATSON T foul drawn (1)			15 CAVNDER H foul shooting (1 - 4)
05:12	00 LATSON T free throw 1 - 2 made (6)	<b>29-28</b>	<b>1</b>	
05:12	00 LATSON T free throw 2 - 2 made (7)	<b>30-28</b>	<b>2</b>	
04:54				14 CAVNDER H 2pt FG outside the paint, pull up jump shot missed
04:50	21 TIMPSON M defensive rebound (6)			
04:39	21 TIMPSON M foul drawn (4)			0 ALMÓN A foul personal (2 - 5)
04:39	Timeout media			
04:39	13 MEGAS C substitution out			
04:39	3 GORDON O substitution in			
04:39	21 TIMPSON M free throw 1 - 2 made (7)	<b>31-28</b>	<b>3</b>	
04:39	21 TIMPSON M free throw 2 - 2 made (8)	<b>32-28</b>	<b>4</b>	
04:33				15 CAVNDER H turnover bad pass (3)
04:20	21 TIMPSON M turnover travel (2)			
03:55	4 DOS SANTOS R steal (1)			15 CAVNDER H turnover bad pass (4)
03:47	4 DOS SANTOS R 3pt FG from turnover, jump shot missed			
03:42				14 CAVNDER H defensive rebound (3)
03:33				14 CAVNDER H 3pt FG , jump shot missed
03:29	00 LATSON T defensive rebound (2)			
03:24	3 GORDON O 3pt FG , jump shot made (5)	<b>35-28</b>	<b>7</b>	
03:24	4 DOS SANTOS R assist (1)			
03:24				Timeout 30 Sec
03:24				1 HYLTON L substitution out
03:24				4 ROBERTS J substitution in
03:08	00 LATSON T steal (2)			15 CAVNDER H turnover bad pass (5)
03:04	00 LATSON T 2pt FG fast break from turnover outside the paint, pull up jump shot made (9)	<b>37-28</b>	<b>9</b>	
02:44	24 BONNER A foul personal (1 - 3)			14 CAVNDER H foul drawn (2)

Official Basketball PlaybyPlay- 2nd Period  
**Miami (FL) at Florida State**  
 01/19/25 Donald L. Tucker Center, Tallahassee  
 2024-25 Women's Basketball

**Game Time:** 2:00 PM  
**Game Duration:** 1:52  
**Attendance:** 2,631

**Officials:** Dee Kantner, Bryan Brunette, Jules Gallien

Game Time	FSU	Score	Diff	MIA
02:29				4 ROBERTS J 2pt FG in the paint, pull up jump shot blocked
02:29	00 LATSON T block (1)			
02:25	21 TIMPSON M defensive rebound (7)			
02:20	00 LATSON T 2pt FG in the paint, driving layup made (11)	<b>39-28</b>	<b>11</b>	
02:20				Timeout 60 Sec
02:20				15 CAVNDER H substitution out
02:20				5 ADAMS A substitution in
02:07		<b>39-30</b>	<b>9</b>	14 CAVNDER H 2pt FG outside the paint, jump shot made (11)
01:38	24 BONNER A 3pt FG , jump shot missed			
01:36	21 TIMPSON M offensive rebound (8)			
01:32	00 LATSON T 3pt FG second chance, step back jump shot made (14)	<b>42-30</b>	<b>12</b>	
01:00		<b>42-32</b>	<b>10</b>	14 CAVNDER H 2pt FG in the paint, pull up jump shot made (13)
00:38	24 BONNER A 3pt FG , jump shot missed			
00:36	21 TIMPSON M offensive rebound (9)			
00:25	4 DOS SANTOS R turnover lost ball (1)			14 CAVNDER H steal (1)
00:21				14 CAVNDER H 2pt FG from turnover in the paint, layup missed
00:20				offensive rebound (18)
00:20	3 GORDON O substitution out			
00:20	11 BOWLES S substitution in			
00:04	21 TIMPSON M steal (2)			4 ROBERTS J turnover bad pass (3)
<b>END OF PERIOD</b>				
<b>FSU 42-32 MIA</b>				

Officials: Dee Kantner, Bryan Brunette, Jules Gallien

**Miami (FL) - 10**

NO.	Name	F/G	Min	FG			Rebounds			Fouls		TP	AS	TO	ST	Blocks		+/-
				M-A	M-A	M-A	OR	DR	TOT	PF	FD					BS	BA	
44	Cameron Williams	F	01:57	0-0	0-0	0-0	0	0	0	1	0	0	0	0	0	0	0	-3
4	Jasmyne Roberts	G	07:30	0-5	0-1	0-0	1	2	3	0	0	0	1	1	0	0	1	-8
8	Darrione Rogers	G	10:00	1-2	0-1	1-2	1	1	2	0	1	3	0	0	0	0	0	-14
14	Haley Cavinder	G	10:00	3-8	1-3	0-0	0	1	1	0	2	7	0	0	1	0	0	-14
15	Hanna Cavinder	G	07:40	0-0	0-0	0-0	0	0	0	1	0	0	0	4	0	0	0	-15
0	Aurora Almón		08:03	0-0	0-0	0-0	0	1	1	2	0	0	0	0	0	0	0	-11
1	Lemyah Hylton		02:30	0-0	0-0	0-0	0	0	0	1	0	0	0	0	0	0	0	-6
5	Ahnay Adams		02:20	0-0	0-0	0-0	0	0	0	0	0	0	0	0	0	0	0	1
Team							1	1	2			0			0			
<b>Totals</b>				4-15	1-5	1-2	3	6	9	5	3	10	1	5	1	0	1	-14

Shooting By Period		
2 <sup>nd</sup> FG%	4-15	26.7%
3PT%	1-5	20.0%
FT%	1-2	50%
GMFG%	4-15	26.7%
3PT%	1-5	20.0%
FT%	1-2	50.0%

Dead Ball Rebounds: 1, 0

Technical Fouls: NONE

**Florida State - 24**

NO.	Name	F/G	Min	FG			Rebounds			Fouls		TP	AS	TO	ST	Blocks		+/-
				M-A	M-A	M-A	OR	DR	TOT	PF	FD					BS	BA	
21	Makayla Timpson	F	08:40	1-1	0-0	4-4	3	4	7	0	3	6	0	1	2	0	0	13
22	Malea Williams	F	00:00	0-0	0-0	0-0	0	0	0	0	0	0	0	0	0	0	0	0
00	Ta'Niya Latson	G	10:00	4-6	2-2	2-2	0	2	2	1	1	12	0	0	1	1	0	14
3	O'Mariah Gordon	G	04:18	1-1	1-1	0-0	0	0	0	0	0	3	0	0	0	0	0	8
11	Sydney Bowles	G	04:27	0-2	0-2	0-0	0	0	0	0	0	0	0	0	0	0	0	5
1	Brianna Turnage		00:00	0-0	0-0	0-0	0	0	0	0	0	0	0	0	0	0	0	0
4	Raiane Dos Santos		10:00	1-3	0-1	1-1	0	1	1	0	1	3	1	1	1	0	0	14
13	Carla Viegas		05:21	0-1	0-1	0-0	0	0	0	0	0	0	1	0	0	0	0	6
6	Mariana Valenzuela		01:20	0-0	0-0	0-0	0	0	0	1	0	0	0	0	0	0	0	1
24	Amaya Bonner		05:54	0-2	0-2	0-0	0	0	0	1	0	0	0	0	0	0	0	9
Team							0	1	1			0			0			
<b>Totals</b>				7-16	3-9	7-7	3	8	11	3	5	24	2	2	4	1	0	14

Shooting By Period		
2 <sup>nd</sup> FG%	7-16	43.8%
3PT%	3-9	33.3%
FT%	7-7	100%
GMFG%	7-16	43.8%
3PT%	3-9	33.3%
FT%	7-7	100.0%

Dead Ball Rebounds: 0, 0

Technical Fouls: NONE

	MIA	FSU
Biggest lead	4 (2 <sup>nd</sup> 9:33)	12 (2 <sup>nd</sup> 1:32)
Best Scoring Run	3 (2 <sup>nd</sup> 7:30)	11 (2 <sup>nd</sup> 2:20)
Lead Changes	3	
Times Tied	3	
Time with Lead	01:58	07:10

Points from	MIA	FSU
Turnovers	0	2
Paint	2	6
Second Chance	4	5
Fast Breaks	0	2
Bench	0	3

Period by Period Scoring					
	1st	2nd	3rd	4th	TOT
MIA	22	10	17	17	66
FSU	18	24	22	24	88

**Miami (FL) - 32**

NO.	Name	Min	FG	3P	FT	Rebounds			Fouls		TP	AS	TO	ST	Blocks		+/-
			M-A	M-A	M-A	OR	DR	TOT	PF	FD					BS	BA	
44	Cameron Williams	F 08:24	1-1	0-0	2-2	0	0	0	2	1	4	0	1	0	0	0	-8
4	Jasmyne Roberts	G 14:44	1-9	0-1	2-2	2	2	4	0	1	4	2	3	1	1	1	-13
8	Darrione Rogers	G 16:27	2-4	1-2	1-2	1	1	2	0	2	6	0	0	1	0	0	-11
14	Haley Cavinder	G 18:55	5-11	3-5	0-0	0	3	3	0	2	13	1	0	1	0	0	-10
15	Hanna Cavinder	G 16:31	1-1	0-0	0-0	0	0	0	1	0	2	1	5	0	0	0	-12
0	Aurora Almón	11:36	0-0	0-0	0-0	1	3	4	2	0	0	1	0	0	0	0	-2
1	Lemyah Hylton	08:49	1-6	0-1	1-1	0	0	0	1	1	3	0	0	0	0	1	4
5	Ahnay Adams	04:34	0-0	0-0	0-0	0	0	0	0	0	0	0	0	0	0	0	2
Team						4	1	5			0		0				
<b>Totals</b>			11-32	4-9	6-7	8	10	18	6	7	32	5	9	3	1	2	-10

Shooting By Period		
1st FG%	7-17	41.2%
3PT%	3-4	75.0%
FT%	5-5	100%
2nd FG%	4-15	26.7%
3PT%	1-5	20.0%
FT%	1-2	50%
GMFG%	11-32	34.4%
3PT%	4-9	44.4%
FT%	6-7	85.7%

Dead Ball Rebounds: 1, 0

Technical Fouls: NONE

**Florida State - 42**

NO.	Name	Min	FG	3P	FT	Rebounds			Fouls		TP	AS	TO	ST	Blocks		+/-
			M-A	M-A	M-A	OR	DR	TOT	PF	FD					BS	BA	
21	Makayla Timpson	F 17:31	2-3	0-0	4-4	3	6	9	0	4	8	0	2	2	1	0	10
22	Malea Williams	F 05:29	1-2	1-2	0-0	0	1	1	2	0	3	0	1	0	0	0	7
00	Ta'Niya Latson	G 18:51	5-8	2-2	2-2	0	2	2	1	1	14	0	2	2	1	1	11
3	O'Mariah Gordon	G 10:16	2-3	1-1	0-0	1	1	2	2	0	5	4	0	0	0	0	13
11	Sydney Bowles	G 10:50	1-6	1-5	0-0	0	0	0	0	0	3	0	0	0	0	0	2
24	Amaya Bonner	10:19	0-2	0-2	0-0	1	0	1	1	0	0	0	0	0	0	0	-1
6	Mariana Valenzuela	05:11	0-1	0-1	0-0	0	1	1	1	0	0	0	0	0	0	0	-9
4	Raiane Dos Santos	11:56	2-4	1-2	1-1	0	1	1	0	1	6	1	1	1	0	0	13
13	Carla Viegas	07:49	1-2	1-2	0-0	0	0	0	0	0	3	1	0	0	0	0	6
1	Brianna Turnage	01:49	0-0	0-0	0-0	0	0	0	0	0	0	0	2	0	0	0	-2
Team						2	1	3			0		0				
<b>Totals</b>			14-31	7-17	7-7	7	13	20	7	6	42	6	8	5	2	1	10

Shooting By Period		
1st FG%	7-15	46.7%
3PT%	4-8	50.0%
FT%	0-0	0%
2nd FG%	7-16	43.8%
3PT%	3-9	33.3%
FT%	7-7	100%
GMFG%	14-31	45.2%
3PT%	7-17	41.2%
FT%	7-7	100.0%

Dead Ball Rebounds: 0, 0

Technical Fouls: NONE

	MIA	FSU
Biggest lead	5 (1 <sup>st</sup> 2:28)	12 (2 <sup>nd</sup> 1:32)
Best Scoring Run	8 (1 <sup>st</sup> 3:38)	11 (2 <sup>nd</sup> 2:20)
Lead Changes	4	
Times Tied	4	
Time with Lead	06:10	12:29

Points from	MIA	FSU
Turnovers	3	4
Paint	10	12
Second Chance	9	12
Fast Breaks	0	2
Bench	3	9

	Period by Period Scoring				
	1st	2nd	3rd	4th	TOT
MIA	22	10	17	17	66
FSU	18	24	22	24	88

**Period 3**

**Period Starters:**

<b>FSU</b>	00 Latson T	3 Gordon O	11 Bowles S	21 Timpson M	22 Williams M
<b>MIA</b>	4 Roberts J	8 Rogers D	14 Cavinder H	15 Cavinder H	44 Williams C

Game Time	FSU	Score	Diff	MIA
10:00	4 DOS SANTOS R substitution out			
10:00	24 BONNER A substitution out			
10:00	3 GORDON O substitution in			
10:00	22 WILLIAMS M substitution in			
10:00				0 ALMÓN A substitution out
10:00				5 ADAMS A substitution out
10:00				15 CAVINDER H substitution in
10:00				44 WILLIAMS C substitution in
09:28				8 ROGERS D 2pt FG outside the paint, jump shot missed
09:26	21 TIMPSON M defensive rebound (10)			
09:17	00 LATSON T 3pt FG , jump shot made (17)	<b>45-32</b>	<b>13</b>	
09:17	3 GORDON O assist (5)			
08:46		<b>45-34</b>	<b>11</b>	44 WILLIAMS C 2pt FG in the paint, layup made (6)
08:46				14 CAVINDER H assist (2)
08:22	00 LATSON T 3pt FG , jump shot made (20)	<b>48-34</b>	<b>14</b>	
08:22	22 WILLIAMS M assist (1)			
07:59		<b>48-36</b>	<b>12</b>	4 ROBERTS J 2pt FG in the paint, layup made (6)
07:44	21 TIMPSON M foul drawn (5)			4 ROBERTS J foul shooting (1 - 1)
07:44	21 TIMPSON M free throw 1 - 2 missed			
07:44	offensive dead ball rebound (1)			
07:44	21 TIMPSON M free throw 2 - 2 missed			
07:43				8 ROGERS D defensive rebound (3)
07:28	3 GORDON O steal (1)			8 ROGERS D turnover bad pass (1)
07:24	3 GORDON O turnover bad pass (1)			8 ROGERS D steal (2)
07:12	00 LATSON T foul personal (2 - 1)			4 ROBERTS J foul drawn (2)
07:10		<b>48-38</b>	<b>10</b>	4 ROBERTS J 2pt FG from turnover in the paint, layup made (8)
07:10				14 CAVINDER H assist (3)
06:51	00 LATSON T 2pt FG in the paint, jump shot made (22)	<b>50-38</b>	<b>12</b>	
06:51	11 BOWLES S assist (1)			
06:38				14 CAVINDER H 3pt FG , jump shot missed
06:36	3 GORDON O defensive rebound (3)			
06:26	22 WILLIAMS M 3pt FG , jump shot made (6)	<b>53-38</b>	<b>15</b>	
06:26	00 LATSON T assist (1)			
06:03	3 GORDON O steal (2)			14 CAVINDER H turnover bad pass (1)
06:03	3 GORDON O foul drawn (1)			8 ROGERS D foul personal (1 - 2)
06:03	3 GORDON O substitution out			
06:03	22 WILLIAMS M substitution out			
06:03	4 DOS SANTOS R substitution in			
06:03	13 MEGAS C substitution in			
06:03				44 WILLIAMS C substitution out
06:03				0 ALMÓN A substitution in
06:03				Timeout media

Official Basketball Play by Play - 3rd Period  
**Miami (FL) at Florida State**  
 01/19/25 Donald L. Tucker Center, Tallahassee  
 2024-25 Women's Basketball

**Game Time:** 2:00 PM  
**Game Duration:** 1:52  
**Attendance:** 2,631

**Officials:** Dee Kantner, Bryan Brunette, Jules Gallien

Game Time	FSU	Score	Diff	MIA
05:50	13 MEGAS C 3pt FG from turnover, jump shot made (6)	<b>56-38</b>	<b>18</b>	
05:50	00 LATSON T assist (2)			
05:19	21 TIMPSON Msteal (3)			14 CAVINDER H turnover bad pass (2)
05:13	4 DOS SANTOS R 3pt FG from turnover, jump shot missed			
05:09				4 ROBERTS J defensive rebound (5)
05:03				8 ROGERS D 3pt FG , jump shot missed
04:57				14 CAVINDER H offensive rebound (4)
04:57				14 CAVINDER H 2pt FG second chance in the paint, tip-in layup blocked
04:57	21 TIMPSON Mblock (2)			
04:55				14 CAVINDER H offensive rebound (5)
04:43		<b>56-40</b>	<b>16</b>	0 ALMÓN A 2pt FG second chance in the paint, layup made (2)
04:43				15 CAVINDER H assist (2)
04:28	21 TIMPSON Mfoul drawn (6)			4 ROBERTS J foul personal (2 - 3)
04:27	Timeout media			
04:27	00 LATSON T substitution out			
04:27	3 GORDON O substitution in			
04:27				0 ALMÓN A substitution out
04:27				8 ROGERS D substitution out
04:27				1 HYLTON L substitution in
04:27				44 WILLIAMS C substitution in
04:26	3 GORDON O 2pt FG in the paint, layup missed			
04:22				44 WILLIAMS C defensive rebound (1)
04:11	11 BOWLES S foul personal (1 - 2)			14 CAVINDER H foul drawn (3)
03:59				44 WILLIAMS C 2pt FG in the paint, layup blocked
03:59	21 TIMPSON Mblock (3)			
03:59				offensive rebound (24)
03:53	3 GORDON O foul personal (3 - 3)			14 CAVINDER H foul drawn (4)
03:53	3 GORDON O substitution out			
03:53	00 LATSON T substitution in			
03:50	4 DOS SANTOS R foul drawn (2)			14 CAVINDER H foul offensive (1 - 4)
03:50				14 CAVINDER H turnover offensive (3)
03:41	13 MEGAS C 3pt FG from turnover, jump shot missed			
03:39	00 LATSON T offensive rebound (3)			
03:31	21 TIMPSON M 2pt FG from turnover second chance in the paint, layup made (10)	<b>58-40</b>	<b>18</b>	
03:31	4 DOS SANTOS R assist (2)			
02:56				14 CAVINDER H 2pt FG outside the paint, jump shot blocked
02:56	21 TIMPSON Mblock (4)			
02:56	defensive dead ball rebound (2)			
02:56	21 TIMPSON M substitution out			
02:56	22 WILLIAMS M substitution in			
02:42	11 BOWLES S 3pt FG , jump shot made (6)	<b>61-40</b>	<b>21</b>	
02:42	4 DOS SANTOS R assist (3)			
02:21	22 WILLIAMS M foul personal (3 - 4)			44 WILLIAMS C foul drawn (2)
02:21	4 DOS SANTOS R substitution out			
02:21	3 GORDON O substitution in			
02:15		<b>61-42</b>	<b>19</b>	44 WILLIAMS C 2pt FG in the paint, layup made (8)

Official Basketball Play by Play - 3rd Period  
**Miami (FL) at Florida State**  
 01/19/25 Donald L. Tucker Center, Tallahassee  
 2024-25 Women's Basketball

**Game Time:** 2:00 PM  
**Game Duration:** 1:52  
**Attendance:** 2,631

**Officials:** Dee Kantner, Bryan Brunette, Jules Gallien

Game Time	FSU	Score	Diff	MIA
02:15				14 CAMNDER H assist (4)
01:59	3 GORDON O turnover bad pass (2)			
01:59	22 WILLIAMS M substitution out			
01:59	21 TIMPSON M substitution in			
01:46				4 ROBERTS J turnover bad pass (4)
01:34	11 BOWLES S 3pt FG from turnover, jump shot made (9)	<b>64-42</b>	<b>22</b>	
01:34	21 TIMPSON M assist (1)			
01:32				Timeout 30 Sec
01:20		<b>64-44</b>	<b>20</b>	4 ROBERTS J 2pt FG in the paint, layup made (10)
01:20				15 CAMNDER H assist (3)
01:10	13 VIEGAS C 3pt FG, jump shot missed			
01:08				14 CAMNDER H defensive rebound (6)
00:57	00 LATSON T substitution out			
00:57	4 DOS SANTOS R substitution in			
00:57				15 CAMNDER H substitution out
00:57				5 ADAMS A substitution in
00:42		<b>64-46</b>	<b>18</b>	44 WILLIAMS C 2pt FG in the paint, layup made (10)
00:42				14 CAMNDER H assist (5)
00:24	11 BOWLES S 2pt FG in the paint, turnaround jump shot missed			
00:21	21 TIMPSON M offensive rebound (11)			
00:19	4 DOS SANTOS R 3pt FG second chance, jump shot missed			
00:18				defensive rebound (26)
00:01		<b>64-49</b>	<b>15</b>	4 ROBERTS J 3pt FG, jump shot made (13)
<b>END OF PERIOD</b>				
<b>FSU 64-49 MIA</b>				

Officials: Dee Kantner, Bryan Brunette, Jules Gallien

**Miami (FL) - 17**

NO.	Name	F/G	Min	FG			Rebounds			Fouls		TP	AS	TO	ST	Blocks		+/-
				M-A	M-A	M-A	OR	DR	TOT	PF	FD					BS	BA	
44	Cameron Williams	F	08:24	3-4	0-0	0-0	0	1	1	0	1	6	0	0	0	0	1	-4
4	Jasmyne Roberts	G	10:00	4-4	1-1	0-0	0	1	1	2	1	9	0	1	0	0	0	-5
8	Darrione Rogers	G	05:33	0-2	0-1	0-0	0	1	1	1	0	0	0	1	1	0	0	-6
14	Haley Cavinder	G	10:00	0-3	0-1	0-0	2	1	3	1	2	0	4	3	0	0	2	-5
15	Hanna Cavinder	G	09:02	0-0	0-0	0-0	0	0	0	0	0	0	2	0	0	0	0	-10
0	Aurora Almón		01:36	1-1	0-0	0-0	0	0	0	0	0	2	0	0	0	0	0	-1
1	Lemyah Hylton		04:27	0-0	0-0	0-0	0	0	0	0	0	0	0	0	0	0	0	1
5	Ahnay Adams		00:58	0-0	0-0	0-0	0	0	0	0	0	0	0	0	0	0	0	5
Team							1	1	2			0		0				
<b>Totals</b>				8-14	1-3	0-0	3	5	8	4	4	17	6	5	1	0	3	-5

Shooting By Period		
3rd FG%	8-14	57.1%
3PT%	1-3	33.3%
FT%	0-0	0%
GMFG%	8-14	57.1%
3PT%	1-3	33.3%
FT%	0-0	0.0%

Dead Ball Rebounds: 0, 0

Technical Fouls: NONE

**Florida State - 22**

NO.	Name	F/G	Min	FG			Rebounds			Fouls		TP	AS	TO	ST	Blocks		+/-
				M-A	M-A	M-A	OR	DR	TOT	PF	FD					BS	BA	
21	Makayla Timpson	F	09:03	1-1	0-0	0-2	1	1	2	0	2	2	1	0	1	3	0	4
22	Malea Williams	F	04:54	1-1	1-1	0-0	0	0	0	1	0	3	1	0	0	0	0	6
00	Ta'Niya Latson	G	08:28	3-3	2-2	0-0	1	0	1	1	0	8	2	0	0	0	0	10
3	O'Mariah Gordon	G	06:52	0-1	0-0	0-0	0	1	1	1	1	0	1	2	2	0	0	-1
11	Sydney Bowles	G	10:00	2-3	2-2	0-0	0	0	0	1	0	6	1	0	0	0	0	5
24	Amaya Bonner		00:00	0-0	0-0	0-0	0	0	0	0	0	0	0	0	0	0	0	0
4	Raiane Dos Santos		04:40	0-2	0-2	0-0	0	0	0	0	1	0	2	0	0	0	0	1
13	Carla Viegas		06:03	1-3	1-3	0-0	0	0	0	0	0	3	0	0	0	0	0	0
Team							0	0	0			0		0				
<b>Totals</b>				8-14	6-10	0-2	2	2	4	4	4	22	8	2	3	3	0	5

Shooting By Period		
3rd FG%	8-14	57.1%
3PT%	6-10	60.0%
FT%	0-2	0%
GMFG%	8-14	57.1%
3PT%	6-10	60.0%
FT%	0-2	0.0%

Dead Ball Rebounds: 1, 1

Technical Fouls: NONE

	MIA	FSU
Biggest lead	0 (1 <sup>st</sup> 10:00)	22 (3 <sup>rd</sup> 1:34)
Best Scoring Run	7 (3 <sup>rd</sup> 0:01)	8 (3 <sup>rd</sup> 5:50)
Lead Changes	0	
Times Tied	0	
Time with Lead	00:00	09:28

	MIA	FSU
Points from		
Turnovers	2	8
Paint	14	4
Second Chance	2	2
Fast Breaks	0	0
Bench	2	3

	Period by Period Scoring				
	1st	2nd	3rd	4th	TOT
MIA	22	10	17	17	66
FSU	18	24	22	24	88



**Period 4**

**Period Starters:**

<b>FSU</b>	00 Latson T	3 Gordon O	4 Dos Santos R	11 Bowles S	21 Timpson M
<b>MIA</b>	1 Hylton L	5 Adams A	8 Rogers D	14 Cavinder H	44 Williams C

Game Time	FSU	Score	Diff	MIA
10:00	13 MEGAS C substitution out			
10:00	00 LATSON T substitution in			
10:00				4 ROBERTS J substitution out
10:00				8 ROGERS D substitution in
09:50	00 LATSON T turnover lost ball (3)			5 ADAMS A steal (1)
09:50	3 GORDON O foul shooting (4 - 1)			5 ADAMS A foul drawn (1)
09:50	3 GORDON O substitution out			
09:50	22 WILLIAMS M substitution in			
09:50		<b>64-50</b>	<b>14</b>	5 ADAMS A free throw fast break 1 - 2 made (1)
09:50		<b>64-51</b>	<b>13</b>	5 ADAMS A free throw fast break 2 - 2 made (2)
09:35	22 WILLIAMS M 3pt FG , jump shot made (9)	<b>67-51</b>	<b>16</b>	
09:35	4 DOS SANTOS R assist (4)			
09:14				5 ADAMS A 2pt FG in the paint, floating jump shot missed
09:11	11 BOWLES S defensive rebound (1)			
09:02	00 LATSON T foul drawn (2)			5 ADAMS A foul shooting (1 - 1)
09:02	00 LATSON T free throw 1 - 2 missed			
09:02	offensive dead ball rebound (3)			
09:02	00 LATSON T free throw 2 - 2 made (23)	<b>68-51</b>	<b>17</b>	
08:48		<b>68-53</b>	<b>15</b>	8 ROGERS D 2pt FG in the paint, driving layup made (8)
08:36	00 LATSON T 3pt FG , jump shot made (26)	<b>71-53</b>	<b>18</b>	
08:15		<b>71-55</b>	<b>16</b>	1 HYLTON L 2pt FG in the paint, driving layup made (5)
08:14	Timeout 30 Sec			
08:14	Timeout media			
08:14	22 WILLIAMS M substitution out			
08:14	13 MEGAS C substitution in			
08:00	11 BOWLES S 2pt FG in the paint, driving layup made (11)	<b>73-55</b>	<b>18</b>	
07:32		<b>73-57</b>	<b>16</b>	5 ADAMS A 2pt FG outside the paint, pull up jump shot made (4)
07:23	00 LATSON T foul drawn (3)			5 ADAMS A foul shooting (2 - 2)
07:23	00 LATSON T free throw 1 - 2 made (27)	<b>74-57</b>	<b>17</b>	
07:23	00 LATSON T free throw 2 - 2 made (28)	<b>75-57</b>	<b>18</b>	
07:00				14 CAVINDER H 2pt FG in the paint, pull up jump shot missed
06:58	4 DOS SANTOS R defensive rebound (2)			
06:51	13 MEGAS C 2pt FG outside the paint, jump shot missed			
06:48	21 TIMPSON M offensive rebound (12)			
06:46	00 LATSON T 2pt FG second chance in the paint, layup made (30)	<b>77-57</b>	<b>20</b>	
06:46	21 TIMPSON M assist (2)			
06:30	00 LATSON T foul personal (3 - 2)			1 HYLTON L foul drawn (2)
06:26		<b>77-59</b>	<b>18</b>	14 CAVINDER H 2pt FG in the paint, driving layup made (15)
06:23	00 LATSON T substitution out			
06:23	3 GORDON O substitution in			
06:09	21 TIMPSON M 2pt FG in the paint, jump shot missed			

Game Time	FSU	Score	Diff	MIA
06:06				44 WILLIAMS C defensive rebound (2)
05:56				44 WILLIAMS C 2pt FG in the paint, layup missed
05:53	21 TIMPSON M defensive rebound (13)			
05:42	21 TIMPSON M 2pt FG in the paint, hook shot missed			
05:40	4 DOS SANTOS R offensive rebound (3)			
05:38	13 MEGAS C 3pt FG second chance, jump shot made (9)	<b>80-59</b>	<b>21</b>	
05:38	4 DOS SANTOS R assist (5)			
05:36				Timeout 30 Sec
05:36	21 TIMPSON M substitution out			
05:36	22 WILLIAMS M substitution in			
05:36				1 HYLTON L substitution out
05:36				5 ADAMS A substitution out
05:36				44 WILLIAMS C substitution out
05:36				0 ALMÓN A substitution in
05:36				4 ROBERTS J substitution in
05:36				42 HARMON L substitution in
05:23				8 ROGERS D 2pt FG in the paint, layup blocked
05:23	22 WILLIAMS M block (1)			
05:23				offensive rebound (28)
05:16				14 CAVNDER H 2pt FG second chance in the paint, jump shot missed
05:14				0 ALMÓN A offensive rebound (5)
05:15	22 WILLIAMS M foul shooting (4 - 3)			0 ALMÓN A foul drawn (1)
05:15				0 ALMÓN A free throw 1 - 2 missed
05:15				offensive dead ball rebound (2)
05:15				0 ALMÓN A free throw 2 - 2 missed
05:13	22 WILLIAMS M defensive rebound (2)			
04:53	3 GORDON O 3pt FG, jump shot made (8)	<b>83-59</b>	<b>24</b>	
04:53	11 BOWLES S assist (2)			
04:25				4 ROBERTS J 2pt FG outside the paint, turnaround jump shot missed
04:22	22 WILLIAMS M defensive rebound (3)			
04:20	13 MEGAS C 3pt FG, jump shot missed			
04:16				0 ALMÓN A defensive rebound (6)
03:51				8 ROGERS D 3pt FG, step back jump shot missed
03:48	22 WILLIAMS M defensive rebound (4)			
03:44	13 MEGAS C foul drawn (1)			4 ROBERTS J foul shooting (3 - 3)
03:44	13 MEGAS C free throw 1 - 2 made (10)	<b>84-59</b>	<b>25</b>	
03:44				8 ROGERS D substitution out
03:44				14 CAVNDER H substitution out
03:44				1 HYLTON L substitution in
03:44				5 ADAMS A substitution in
03:44	13 MEGAS C free throw 2 - 2 made (11)	<b>85-59</b>	<b>26</b>	
03:29	11 BOWLES S foul shooting (2 - 4)			0 ALMÓN A foul drawn (2)
03:29		<b>85-60</b>	<b>25</b>	0 ALMÓN A free throw 1 - 2 made (3)
03:29		<b>85-61</b>	<b>24</b>	0 ALMÓN A free throw 2 - 2 made (4)
03:17	22 WILLIAMS M 3pt FG, jump shot missed			
03:15				5 ADAMS A defensive rebound (1)
03:02	13 MEGAS C foul drawn (2)			1 HYLTON L foul offensive (2 - 4)
03:02				1 HYLTON L turnover offensive (1)

Official Basketball Play by Play - 4th Period  
**Miami (FL) at Florida State**  
 01/19/25 Donald L. Tucker Center, Tallahassee  
 2024-25 Women's Basketball

**Game Time:** 2:00 PM  
**Game Duration:** 1:52  
**Attendance:** 2,631

**Officials:** Dee Kantner, Bryan Brunette, Jules Gallien

Game Time	FSU	Score	Diff	MIA
02:46	13 MEGAS C 3pt FG from turnover, jump shot blocked			
02:46				4 ROBERTS J block (2)
02:43				5 ADAMS A defensive rebound (2)
02:41	13 MEGAS C steal (1)			5 ADAMS A turnover bad pass (1)
02:30	22 WILLIAMS M 2pt FG from turnover outside the paint, jump shot missed			
02:29	offensive rebound (33)			
02:22	3 GORDON O 2pt FG from turnover second chance outside the paint, step back jump shot missed			
02:21				defensive rebound (33)
02:08				0 ALMÓN A 2pt FG in the paint, layup missed
02:08				0 ALMÓN A offensive rebound (7)
02:08	13 MEGAS C foul shooting (1 - 5)			0 ALMÓN A foul drawn (3)
02:08				0 ALMÓN A free throw 1 - 2 missed
02:08				offensive dead ball rebound (3)
02:08				0 ALMÓN A free throw 2 - 2 missed
02:06	defensive rebound (34)			
02:06	3 GORDON O substitution out			
02:06	1 TURNAGE B substitution in			
01:46	13 MEGAS C 3pt FG , jump shot made (14)	<b>88-61</b>	<b>27</b>	
01:46	1 TURNAGE B assist (1)			
01:17		<b>88-64</b>	<b>24</b>	4 ROBERTS J 3pt FG , jump shot made (16)
00:58	11 BOWLES S turnover lost ball (1)			1 HYLTON L steal (1)
00:54		<b>88-66</b>	<b>22</b>	1 HYLTON L 2pt FG fast break from turnover in the paint, layup made (7)
00:54				5 ADAMS A assist (1)
00:26	13 MEGAS C 3pt FG , jump shot missed			
00:26				defensive rebound (35)
00:08				5 ADAMS A 2pt FG outside the paint, jump shot missed
00:05	22 WILLIAMS M defensive rebound (5)			
<b>END OF GAME</b>				
<b>FSU 88-66 MIA</b>				

**Miami (FL) - 17**

NO.	Name	F/G	Min	FG			Rebounds			Fouls		TP	AS	TO	ST	Blocks		+/-
				M-A	M-A	M-A	OR	DR	TOT	PF	FD					BS	BA	
44	Cameron Williams	F	04:24	0-1	0-0	0-0	0	1	1	0	0	0	0	0	0	0	0	-6
4	Jasmyne Roberts	G	05:36	1-2	1-1	0-0	0	0	0	1	0	3	0	0	0	1	0	-1
8	Darrione Rogers	G	06:16	1-3	0-1	0-0	0	0	0	0	0	2	0	0	0	0	1	-10
14	Haley Cavinder	G	06:16	1-3	0-0	0-0	0	0	0	0	0	2	0	0	0	0	0	-10
15	Hanna Cavinder	G	00:00	0-0	0-0	0-0	0	0	0	0	0	0	0	0	0	0	0	0
0	Aurora Almón		05:36	0-1	0-0	2-6	2	1	3	0	3	2	0	0	0	0	0	-1
42	Leah Harmon		05:36	0-0	0-0	0-0	0	0	0	0	0	0	0	0	0	0	0	-1
1	Lemyah Hylton		08:08	2-2	0-0	0-0	0	0	0	1	1	4	0	1	1	0	0	-3
5	Ahnay Adams		08:08	1-3	0-0	2-2	0	2	2	2	1	4	1	1	1	0	0	-3
Team							1	2	3			0		0				
<b>Totals</b>				6-15	1-2	4-8	3	6	9	4	5	17	1	2	2	1	1	-7

Shooting By Period		
4 <sup>th</sup> FG%	6-15	40.0%
3PT%	1-2	50.0%
FT%	4-8	50%
GMFG%	6-15	40.0%
3PT%	1-2	50.0%
FT%	4-8	50.0%

Dead Ball Rebounds: 2, 0

Technical Fouls: NONE

**Florida State - 24**

NO.	Name	F/G	Min	FG			Rebounds			Fouls		TP	AS	TO	ST	Blocks		+/-
				M-A	M-A	M-A	OR	DR	TOT	PF	FD					BS	BA	
21	Makayla Timpson	F	04:24	0-2	0-0	0-0	1	1	2	0	0	0	1	0	0	0	0	6
22	Malea Williams	F	07:12	1-3	1-2	0-0	0	4	4	1	0	3	0	0	0	1	0	2
00	Ta'Niya Latson	G	03:37	2-2	1-1	3-4	0	0	0	1	2	8	0	1	0	0	0	3
3	O'Mariah Gordon	G	04:27	1-2	1-1	0-0	0	0	0	1	0	3	0	0	0	0	0	6
11	Sydney Bowles	G	10:00	1-1	0-0	0-0	0	1	1	1	0	2	1	1	0	0	0	7
4	Raiane Dos Santos		10:00	0-0	0-0	0-0	1	1	2	0	0	0	2	0	0	0	0	7
13	Carla Viegas		08:14	2-6	2-5	2-2	0	0	0	1	2	8	0	0	1	0	1	6
1	Brianna Turnage		02:06	0-0	0-0	0-0	0	0	0	0	0	0	1	0	0	0	0	-2
Team							1	1	2			0		0				
<b>Totals</b>				7-16	5-9	5-6	3	8	11	5	4	24	5	2	1	1	1	7

Shooting By Period		
4 <sup>th</sup> FG%	7-16	43.8%
3PT%	5-9	55.6%
FT%	5-6	83.3%
GMFG%	7-16	43.8%
3PT%	5-9	55.6%
FT%	5-6	83.3%

Dead Ball Rebounds: 1, 0

Technical Fouls: NONE

	MIA	FSU
Biggest lead	0 (1 <sup>st</sup> 10:00)	27 (4 <sup>th</sup> 1:46)
Best Scoring Run	5 (4 <sup>th</sup> 0:54)	8 (4 <sup>th</sup> 3:44)
Lead Changes	0	
Times Tied	0	
Time with Lead	00:00	09:50

Points from	MIA	FSU
Turnovers	4	0
Paint	8	4
Second Chance	0	5
Fast Breaks	4	0
Bench	10	8

Period by Period Scoring					
	1st	2nd	3rd	4th	TOT
MIA	22	10	17	17	66
FSU	18	24	22	24	88

**Miami (FL) - 34**

NO.	Name	Min	FG			Rebounds			Fouls		TP	AS	TO	ST	Blocks		+/-
			M-A	M-A	M-A	OR	DR	TOT	PF	FD					BS	BA	
44	Cameron Williams	F 12:48	3-5	0-0	0-0	0	2	2	0	1	6	0	0	0	0	1	-10
4	Jasmyne Roberts	G 15:36	5-6	2-2	0-0	0	1	1	3	1	12	0	1	0	1	0	-6
8	Darrione Rogers	G 11:49	1-5	0-2	0-0	0	1	1	1	0	2	0	1	1	0	1	-16
14	Haley Cavinder	G 16:16	1-6	0-1	0-0	2	1	3	1	2	2	4	3	0	0	2	-15
15	Hanna Cavinder	G 09:02	0-0	0-0	0-0	0	0	0	0	0	0	2	0	0	0	0	-10
0	Aurora Almón	07:12	1-2	0-0	2-6	2	1	3	0	3	4	0	0	0	0	0	-2
1	Lemyah Hylton	12:35	2-2	0-0	0-0	0	0	0	1	1	4	0	1	1	0	0	-2
5	Ahnay Adams	09:06	1-3	0-0	2-2	0	2	2	2	1	4	1	1	1	0	0	2
42	Leah Harmon	05:36	0-0	0-0	0-0	0	0	0	0	0	0	0	0	0	0	0	-1
Team						2	3	5			0		0				
<b>Totals</b>			14-29	2-5	4-8	6	11	17	8	9	34	7	7	3	1	4	-12

Shooting By Period		
3rd FG%	8-14	57.1%
3PT%	1-3	33.3%
FT%	0-0	0%
4th FG%	6-15	40.0%
3PT%	1-2	50.0%
FT%	4-8	50%
GMFG%	14-29	48.3%
3PT%	2-5	40.0%
FT%	4-8	50.0%

Dead Ball Rebounds: 2, 0

Technical Fouls: NONE

**Florida State - 46**

NO.	Name	Min	FG			Rebounds			Fouls		TP	AS	TO	ST	Blocks		+/-
			M-A	M-A	M-A	OR	DR	TOT	PF	FD					BS	BA	
21	Makayla Timpson	F 13:27	1-3	0-0	0-2	2	2	4	0	2	2	2	0	1	3	0	10
22	Malea Williams	F 12:06	2-4	2-3	0-0	0	4	4	2	0	6	1	0	0	1	0	8
00	Ta'Niya Latson	G 12:05	5-5	3-3	3-4	1	0	1	2	2	16	2	1	0	0	0	13
3	O'Mariah Gordon	G 11:19	1-3	1-1	0-0	0	1	1	2	1	3	1	2	2	0	0	5
11	Sydney Bowles	G 20:00	3-4	2-2	0-0	0	1	1	2	0	8	2	1	0	0	0	12
24	Amaya Bonner	00:00	0-0	0-0	0-0	0	0	0	0	0	0	0	0	0	0	0	0
4	Raiane Dos Santos	14:40	0-2	0-2	0-0	1	1	2	0	1	0	4	0	0	0	0	8
13	Carla Viegas	14:17	3-9	3-8	2-2	0	0	0	1	2	11	0	0	1	0	1	6
1	Brianna Turnage	02:06	0-0	0-0	0-0	0	0	0	0	0	0	1	0	0	0	0	-2
Team						1	1	2			0		0				
<b>Totals</b>			15-30	11-19	5-8	5	10	15	9	8	46	13	4	4	4	1	12

Shooting By Period		
3rd FG%	8-14	57.1%
3PT%	6-10	60.0%
FT%	0-2	0%
4th FG%	7-16	43.8%
3PT%	5-9	55.6%
FT%	5-6	83.3%
GMFG%	15-30	50.0%
3PT%	11-19	57.9%
FT%	5-8	62.5%

Dead Ball Rebounds: 2, 1

Technical Fouls: NONE

	MIA	FSU
Biggest lead	0 (1 <sup>st</sup> 10:00)	27 (4 <sup>th</sup> 1:46)
Best Scoring Run	9 (4 <sup>th</sup> 9:50)	8 (3 <sup>rd</sup> 5:50)
Lead Changes	0	
Times Tied	0	
Time with Lead	00:00	19:28

Points from	MIA	FSU
Turnovers	6	8
Paint	22	8
Second Chance	2	7
Fast Breaks	4	0
Bench	12	11

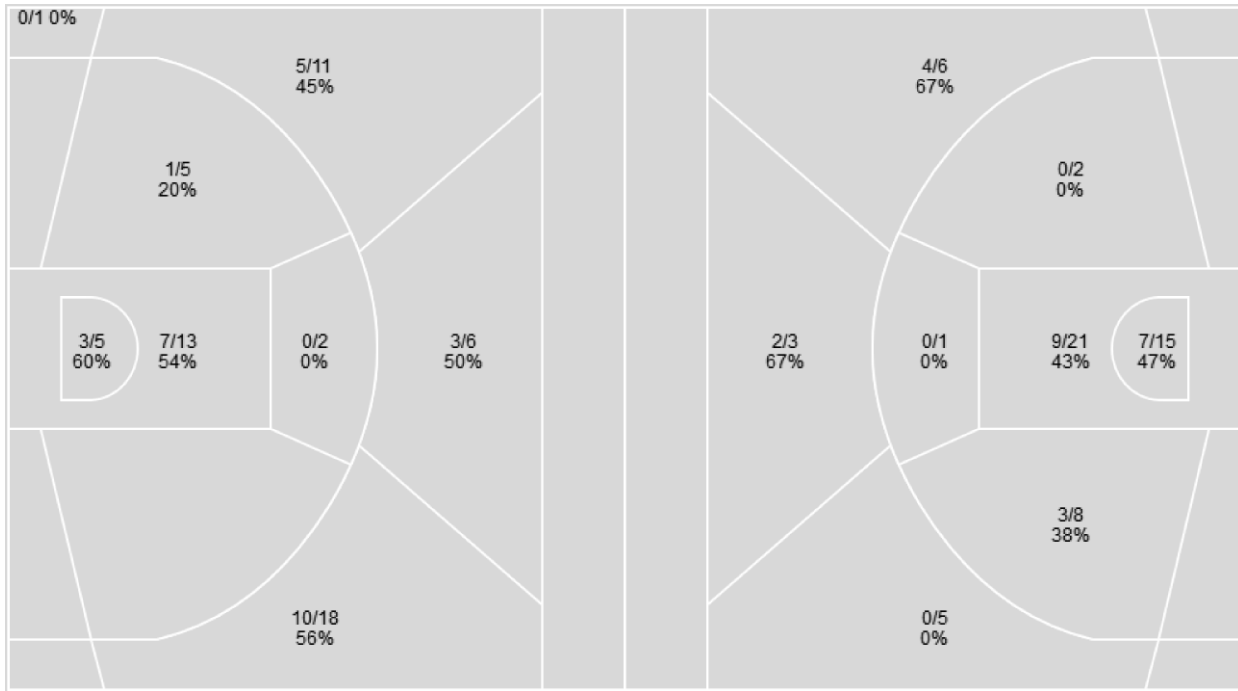
Period by Period Scoring					
	1st	2nd	3rd	4th	TOT
MIA	22	10	17	17	66
FSU	18	24	22	24	88

Players => All; FG Types => All ; Results => All ;

Players => All; FG Types => All ; Results => All ;

**Florida State**

**Miami (FL)**



Florida State	M/A	%
Field Goals	29/61	48
2 Points	11/25	44
3 Points	18/36	50
Free Throws	12/15	80

Miami (FL)	M/A	%
Field Goals	25/61	41
2 Points	19/47	40
3 Points	6/14	43
Free Throws	10/15	67

**Miami (FL) at Florida State**

01/19/25 Donald L. Tucker Center, Tallahassee  
2024-25 Women's Basketball

Game Time: 2:00 PM

Game Duration: 1:52

Attendance: 2,631

Officials: Dee Kantner, Bryan Brunette, Jules Gallien

**Miami (FL)**

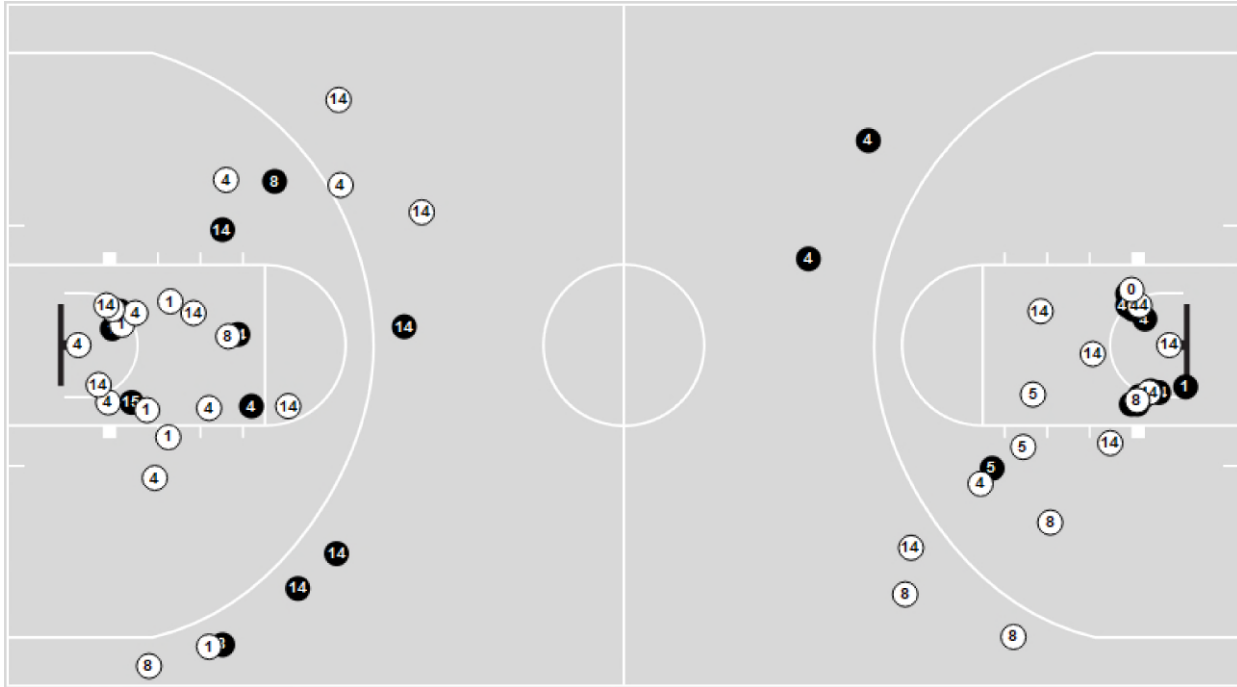
No	Name	Mins		Score		Points Diff		Points per Min		Assists		Rebounds		Steals		Turnovers	
		On	Off	On	Off	On	Off	On	Off	On	Off	On	Off	On	Off	On	Off
0	Aurora Almón	18:48	21:12	30-34	36-54	-4	-18	1.60	1.70	5	7	21	14	3	3	8	8
1	Lemyah Hylton	21:24	18:36	49-47	17-41	2	-24	2.29	0.91	7	5	20	15	3	3	7	9
4	Jasmyne Roberts	30:20	09:40	42-61	24-27	-19	-3	1.38	2.48	10	2	29	6	5	1	14	2
5	Ahnay Adams	13:40	26:20	33-29	33-59	4	-26	2.42	1.25	3	9	11	24	3	3	3	13
8	Darrione Rogers	28:16	11:44	41-68	25-20	-27	5	1.45	2.13	7	5	21	14	4	2	11	5
14	Haley Cavinder	35:11	04:49	56-81	10-7	-25	3	1.59	2.08	11	1	28	7	5	1	14	2
15	Hanna Cavinder	25:33	14:27	36-58	30-30	-22	0	1.41	2.08	9	3	23	12	3	3	13	3
42	Leah Harmon	05:36	34:24	7-8	59-80	-1	-21	1.25	1.72	1	11	8	27	1	5	2	14
44	Cameron Williams	21:12	18:48	36-54	30-34	-18	-4	1.70	1.60	7	5	14	21	3	3	8	8

**Florida State**

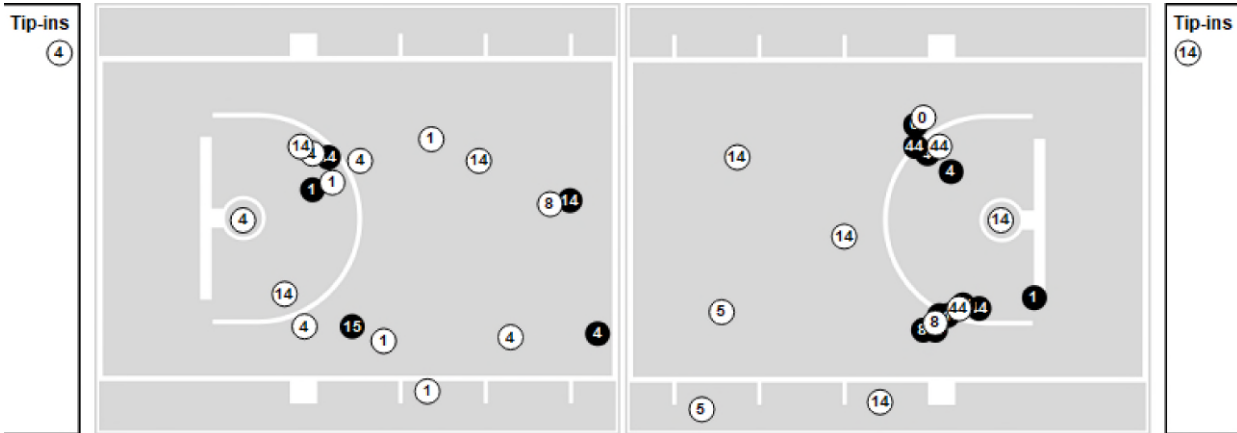
No	Name	Mins		Score		Points Diff		Points per Min		Assists		Rebounds		Steals		Turnovers	
		On	Off	On	Off	On	Off	On	Off	On	Off	On	Off	On	Off	On	Off
00	Ta'Niya Latson	30:56	09:04	74-50	14-16	24	-2	2.39	1.54	15	4	26	9	8	1	11	1
1	Brianna Turnage	03:55	36:05	5-9	83-57	-4	26	1.28	2.30	1	18	2	33	1	8	3	9
3	O'Mariah Gordon	21:35	18:25	50-32	38-34	18	4	2.32	2.06	12	7	21	14	6	3	8	4
4	Raiane Dos Santos	26:35	13:25	59-38	29-28	21	1	2.22	2.16	11	8	24	11	6	3	5	7
6	Mariana Valenzuela	05:11	34:49	6-15	82-51	-9	31	1.16	2.36	1	18	3	32	0	9	1	11
11	Sydney Bowles	30:50	09:10	64-50	24-16	14	8	2.08	2.62	16	3	28	7	6	3	8	4
13	Carla Vegas	22:06	17:54	45-33	43-33	12	10	2.04	2.40	10	9	20	15	4	5	4	8
21	Makayla Timpson	30:58	09:02	73-53	15-13	20	2	2.36	1.66	15	4	27	8	8	1	10	2
22	Malea Williams	17:35	22:25	43-28	45-38	15	7	2.45	2.01	12	7	16	19	3	6	6	6
24	Amaya Bonner	10:19	29:41	21-22	67-44	-1	23	2.04	2.26	2	17	8	27	3	6	4	8

Players => All ; FG Types => All ; Results => All ;  
**Miami (FL)**

**All Field Goals**



**Shots in the Paint**



● Made ○ Missed N - Player Number

Miami (FL)	M/A	%
Field Goals	25/61	41
2 Points	19/47	40
3 Points	6/14	43
Free Throws	10/15	67

Miami (FL)	M/A	%
Points in the Paint	32 (16/36)	44
Fast Break Points	4 (3/3)	100
Second Chance Points	11 (6/14)	43
Effective FG%	46	

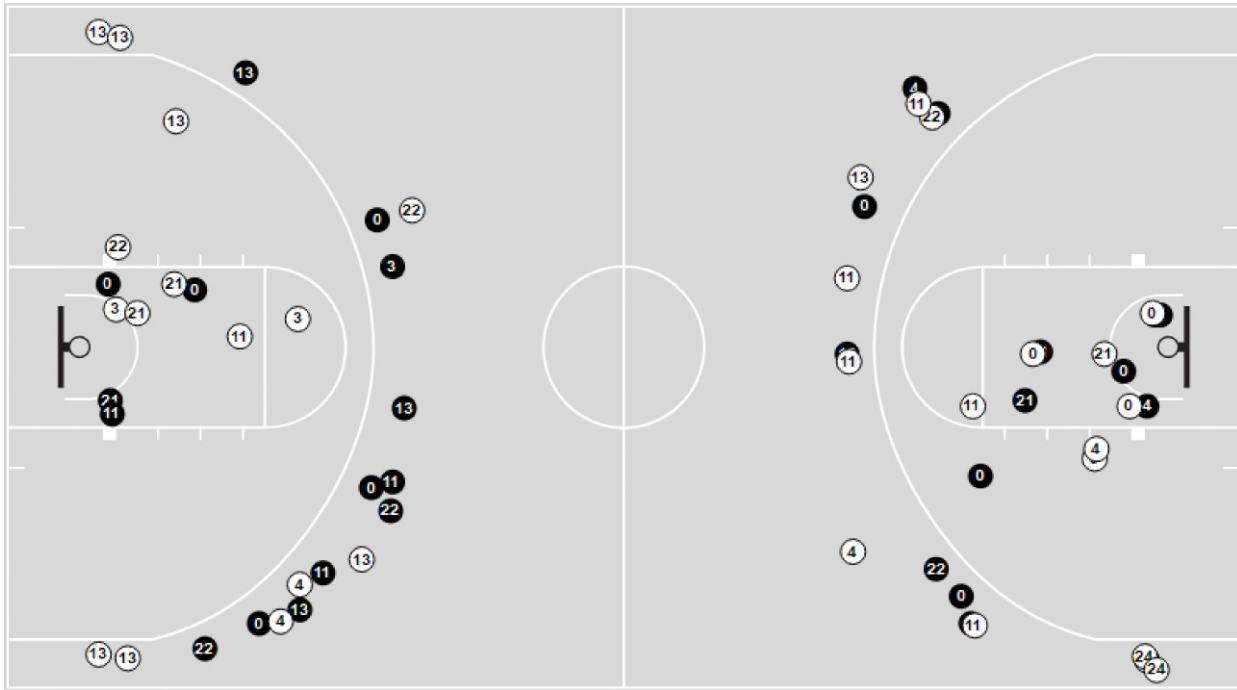


Officials: Dee Kantner, Bryan Brunette, Jules Gallien

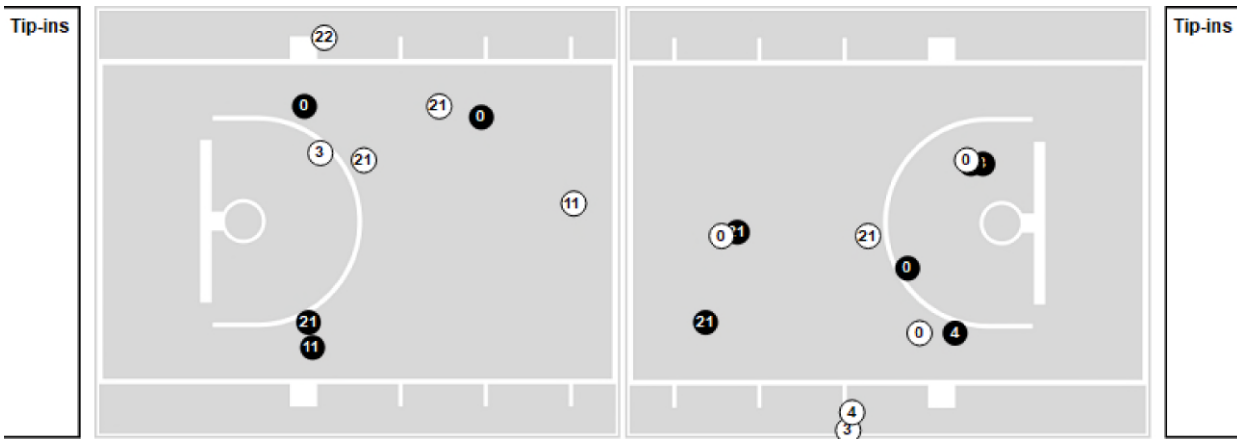
Players => All ; FG Types => All ; Results => All ;

**Florida State**

**All Field Goals**



**Shots in the Paint**



● Made   ● Missed   N - Player Number

Florida State	M/A	%
Field Goals	29/61	48
2 Points	11/25	44
3 Points	18/36	50
Free Throws	12/15	80

Florida State	M/A	%
Points in the Paint	20 (10/18)	56
Fast Break Points	2 (1/1)	100
Second Chance Points	19 (9/11)	82
Effective FG%	62	

Official Basketball Rotations Summary - Final  
**Miami (FL) at Florida State**  
 01/19/25 Donald L. Tucker Center, Tallahassee  
 2024-25 Women's Basketball

Game Time: 2:00 PM  
 Game Duration: 1:52  
 Attendance: 2,631

Officials: Dee Kantner, Bryan Brunette, Jules Gallien

**Miami (FL)**

Lineup	Quarter On	Time On	Quarter Off	Time Off	Time on Court	Score	Score Diff	Reb	Stl	Tov	Ast	PPP
4- Roberts J/ 8- Rogers D/ 14- Cavinder H/ 15- Cavinder H/ 44- Williams C/	1	10:00	1	06:53	03:07	2-8	-6	0	1	1	1	0.3333
0- Almón A/ 4- Roberts J/ 8- Rogers D/ 14- Cavinder H/ 15- Cavinder H/	1	06:53	1	06:19	00:34	0-0	0	0	0	1	0	0.0000
0- Almón A/ 1- Hylton L/ 8- Rogers D/ 14- Cavinder H/ 15- Cavinder H/	1	06:19	1	03:37	02:42	11-2	9	4	0	0	2	2.2000
1- Hylton L/ 4- Roberts J/ 5- Adams A/ 14- Cavinder H/ 44- Williams C/	1	03:37	1	02:28	01:09	4-3	1	1	0	0	1	2.0000
1- Hylton L/ 4- Roberts J/ 5- Adams A/ 15- Cavinder H/ 44- Williams C/	1	02:28	1	01:23	01:05	3-3	0	2	0	0	0	2.2727
1- Hylton L/ 4- Roberts J/ 14- Cavinder H/ 15- Cavinder H/ 44- Williams C/	1	01:23	1	00:46	00:36	2-2	0	0	0	1	0	1.0638
0- Almón A/ 1- Hylton L/ 4- Roberts J/ 14- Cavinder H/ 15- Cavinder H/	1	00:46	1	00:34	00:12	0-0	0	0	1	0	0	0.0000
1- Hylton L/ 4- Roberts J/ 14- Cavinder H/ 15- Cavinder H/ 44- Williams C/	1	00:34	1	00:04	00:29	0-0	0	2	0	0	0	0.0000
4- Roberts J/ 8- Rogers D/ 14- Cavinder H/ 15- Cavinder H/ 44- Williams C/	1	00:04	1	00:04	00:00	0-0	0	0	0	1	0	0.0000
0- Almón A/ 1- Hylton L/ 8- Rogers D/ 14- Cavinder H/ 15- Cavinder H/	1	00:04	2	10:00	00:04	0-0	0	0	0	0	0	0.0000
4- Roberts J/ 8- Rogers D/ 14- Cavinder H/ 15- Cavinder H/ 44- Williams C/	2	10:00	2	08:03	01:57	0-3	-3	3	0	1	0	0.0000
0- Almón A/ 4- Roberts J/ 8- Rogers D/ 14- Cavinder H/ 15- Cavinder H/	2	08:03	2	05:54	02:09	3-5	-2	4	0	0	1	1.0000
0- Almón A/ 1- Hylton L/ 8- Rogers D/ 14- Cavinder H/ 15- Cavinder H/	2	05:54	2	03:24	02:30	3-9	-6	1	0	2	0	0.5102
0- Almón A/ 4- Roberts J/ 8- Rogers D/ 14- Cavinder H/ 15- Cavinder H/	2	03:24	2	02:20	01:04	0-4	-4	0	0	1	0	0.0000
0- Almón A/ 4- Roberts J/ 5- Adams A/ 8- Rogers D/ 14- Cavinder H/	2	02:20	3	10:00	02:20	4-3	1	1	1	1	0	1.3333
4- Roberts J/ 8- Rogers D/ 14- Cavinder H/ 15- Cavinder H/ 44- Williams C/	3	10:00	3	06:03	03:57	6-11	-5	1	1	2	2	0.8571
0- Almón A/ 4- Roberts J/ 8- Rogers D/ 14- Cavinder H/ 15- Cavinder H/	3	06:03	3	04:27	01:36	2-3	-1	3	0	1	1	1.0000
1- Hylton L/ 4- Roberts J/ 14- Cavinder H/ 15- Cavinder H/ 44- Williams C/	3	04:27	3	00:57	03:29	4-8	-4	3	0	2	2	0.8000
1- Hylton L/ 4- Roberts J/ 5- Adams A/ 14- Cavinder H/ 44- Williams C/	3	00:57	4	10:00	00:57	5-0	5	1	0	0	1	2.5000
1- Hylton L/ 5- Adams A/ 8- Rogers D/ 14- Cavinder H/ 44- Williams C/	4	10:00	4	05:36	04:24	10-16	-6	1	1	0	0	1.2690
0- Almón A/ 4- Roberts J/ 8- Rogers D/ 14- Cavinder H/ 42- Harmon L/	4	05:36	4	03:44	01:52	0-4	-4	3	0	0	0	0.0000
0- Almón A/ 1- Hylton L/ 4- Roberts J/ 5- Adams A/ 42- Harmon L/	4	03:44	4	00:00	03:44	7-4	3	5	1	2	1	1.0355

**Florida State**

Lineup	Quarter On	Time On	Quarter Off	Time Off	Time on Court	Score	Score Diff	Reb	Stl	Tov	Ast	PPP
00- Latson T/3- Gordon O/ 11- Bowles S/ 21- Timpson M 22- Williams M	1	10:00	1	06:53	03:07	8-2	6	6	0	2	2	1.6000
00- Latson T/ 11- Bowles S/ 21- Timpson M 22- Williams M 24- Bonner A	1	06:53	1	06:19	00:34	0-0	0	1	0	1	0	0.0000
00- Latson T/6- Valenzuela M 11- Bowles S/ 21- Timpson M 24- Bonner A	1	06:19	1	03:37	02:42	2-11	-9	1	0	1	0	0.4000
3- Gordon O/ 4- Dos Santos R/ 6- Valenzuela M 22- Williams M 24- Bonner A	1	03:37	1	02:28	01:09	3-4	-1	0	0	0	1	1.5000
00- Latson T/ 3- Gordon O/ 13- Viegas C/ 21- Timpson M 22- Williams M	1	02:28	1	01:49	00:39	3-1	2	0	0	0	1	3.0000
00- Latson T/ 1- Turnage B/ 3- Gordon O/ 13- Viegas C/ 21- Timpson M	1	01:49	1	00:46	01:02	2-4	-2	1	1	1	0	1.0000
00- Latson T/ 1- Turnage B/ 4- Dos Santos R/ 13- Viegas C/ 21- Timpson M	1	00:46	2	10:00	00:46	0-0	0	0	0	1	0	0.0000
00- Latson T/ 4- Dos Santos R/ 11- Bowles S/ 13- Viegas C/ 21- Timpson M	2	10:00	2	07:14	02:46	7-3	4	3	1	0	1	1.1667
00- Latson T/ 4- Dos Santos R/ 6- Valenzuela M 11- Bowles S/ 13- Viegas C/	2	07:14	2	05:54	01:20	1-0	1	2	0	0	0	0.4098
00- Latson T/ 4- Dos Santos R/ 13- Viegas C/ 21- Timpson M 24- Bonner A	2	05:54	2	04:39	01:15	4-3	1	2	0	0	0	2.2727
00- Latson T/ 3- Gordon O/ 4- Dos Santos R/ 21- Timpson M 24- Bonner A	2	04:39	2	00:20	04:18	12-4	8	4	2	2	1	1.5228
00- Latson T/ 4- Dos Santos R/ 11- Bowles S/ 21- Timpson M 24- Bonner A	2	00:20	3	10:00	00:20	0-0	0	0	1	0	0	0.0000
00- Latson T/ 3- Gordon O/ 11- Bowles S/ 21- Timpson M 22- Williams M	3	10:00	3	06:03	03:57	11-6	5	2	2	1	4	1.8707
00- Latson T/ 4- Dos Santos R/ 11- Bowles S/ 13- Viegas C/ 21- Timpson M	3	06:03	3	04:27	01:36	3-2	1	0	1	0	1	1.5000
3- Gordon O/ 4- Dos Santos R/ 11- Bowles S/ 13- Viegas C/ 21- Timpson M	3	04:27	3	03:53	00:34	0-0	0	0	0	0	0	0.0000
00- Latson T/ 4- Dos Santos R/ 11- Bowles S/ 13- Viegas C/ 21- Timpson M	3	03:53	3	02:56	00:57	2-0	2	1	0	0	1	2.0000
00- Latson T/ 4- Dos Santos R/ 11- Bowles S/ 13- Viegas C/ 22- Williams M	3	02:56	3	02:21	00:35	3-0	3	0	0	0	1	3.0000
00- Latson T/ 3- Gordon O/ 11- Bowles S/ 13- Viegas C/ 22- Williams M	3	02:21	3	01:59	00:22	0-2	-2	0	0	1	0	0.0000
00- Latson T/ 3- Gordon O/ 11- Bowles S/ 13- Viegas C/ 21- Timpson M	3	01:59	3	00:57	01:01	3-2	1	0	0	0	1	1.5000
3- Gordon O/ 4- Dos Santos R/ 11- Bowles S/ 13- Viegas C/ 21- Timpson M	3	00:57	4	10:00	00:57	0-5	-5	1	0	0	0	0.0000
00- Latson T/ 3- Gordon O/ 4- Dos Santos R/ 11- Bowles S/ 21- Timpson M	4	10:00	4	09:50	00:10	0-0	0	0	0	1	0	0.0000
00- Latson T/ 4- Dos Santos R/ 11- Bowles S/ 21- Timpson M 22- Williams M	4	09:50	4	08:14	01:36	7-6	1	1	0	0	1	2.4306
00- Latson T/ 4- Dos Santos R/ 11- Bowles S/ 13- Viegas C/ 21- Timpson M	4	08:14	4	06:23	01:51	6-4	2	2	0	0	1	2.0833
3- Gordon O/ 4- Dos Santos R/ 11- Bowles S/ 13- Viegas C/ 21- Timpson M	4	06:23	4	05:36	00:47	3-0	3	2	0	0	1	1.5000
3- Gordon O/ 4- Dos Santos R/ 11- Bowles S/ 13- Viegas C/ 22- Williams M	4	05:36	4	02:06	03:30	5-2	3	5	1	0	1	0.8503
1- Turnage B/ 4- Dos Santos R/ 11- Bowles S/ 13- Viegas C/ 22- Williams M	4	02:06	4	00:00	02:06	3-5	-2	1	0	1	1	1.0000

**Miami (FL)**

Lineup	Time	Score	Score Diff	Pts/Min	Reb	Stl	Tov	Ast	PPP
4- Roberts J/ 8- Rogers D/ 14- Cavinder H/ 15- Cavinder H/ 44- Williams C/	09:01	8-22	-14	0.8872	4	2	5	3	0.4444
0- Almón A/ 4- Roberts J/ 8- Rogers D/ 14- Cavinder H/ 15- Cavinder H/	05:23	5-12	-7	0.9288	7	0	3	2	0.6250
0- Almón A/ 1- Hylton L/ 8- Rogers D/ 14- Cavinder H/ 15- Cavinder H/	05:16	14-11	3	2.6549	5	0	2	2	1.2868
1- Hylton L/ 4- Roberts J/ 14- Cavinder H/ 15- Cavinder H/ 44- Williams C/	04:35	6-10	-4	1.3067	5	0	3	2	0.8721
1- Hylton L/ 5- Adams A/ 8- Rogers D/ 14- Cavinder H/ 44- Williams C/	04:24	10-16	-6	2.2727	1	1	0	0	1.2690
0- Almón A/ 1- Hylton L/ 4- Roberts J/ 5- Adams A/ 42- Harmon L/	03:44	7-4	3	1.8750	5	1	2	1	1.0355
0- Almón A/ 4- Roberts J/ 5- Adams A/ 8- Rogers D/ 14- Cavinder H/	02:20	4-3	1	1.7143	1	1	1	0	1.3333
1- Hylton L/ 4- Roberts J/ 5- Adams A/ 14- Cavinder H/ 44- Williams C/	02:06	9-3	6	4.2620	2	0	0	2	2.2500
0- Almón A/ 4- Roberts J/ 8- Rogers D/ 14- Cavinder H/ 42- Harmon L/	01:52	0-4	-4	0.0000	3	0	0	0	0.0000
1- Hylton L/ 4- Roberts J/ 5- Adams A/ 15- Cavinder H/ 44- Williams C/	01:05	3-3	0	2.7692	2	0	0	0	2.2727
0- Almón A/ 1- Hylton L/ 4- Roberts J/ 14- Cavinder H/ 15- Cavinder H/	00:12	0-0	0	0.0000	0	1	0	0	0.0000

**Florida State**

Lineup	Time	Score	Score Diff	Pts/Min	Reb	Stl	Tov	Ast	PPP
00- Latson T/ 4- Dos Santos R/ 11- Bowles S/ 13- Viegas C/ 21- Timpson M	07:10	18-9	9	2.5116	6	2	0	4	1.5152
00- Latson T/ 3- Gordon O/ 11- Bowles S/ 21- Timpson M 22- Williams M	07:04	19-8	11	2.6887	8	2	3	6	1.7463
00- Latson T/ 3- Gordon O/ 4- Dos Santos R/ 21- Timpson M 24- Bonner A	04:18	12-4	8	2.7885	4	2	2	1	1.5228
3- Gordon O/ 4- Dos Santos R/ 11- Bowles S/ 13- Viegas C/ 22- Williams M	03:30	5-2	3	1.4286	5	1	0	1	0.8503
00- Latson T/ 6- Valenzuela M/ 11- Bowles S/ 21- Timpson M 24- Bonner A	02:42	2-11	-9	0.7407	1	0	1	0	0.4000
3- Gordon O/ 4- Dos Santos R/ 11- Bowles S/ 13- Viegas C/ 21- Timpson M	02:18	3-5	-2	1.2978	3	0	0	1	0.7500
1- Turnage B/ 4- Dos Santos R/ 11- Bowles S/ 13- Viegas C/ 22- Williams M	02:06	3-5	-2	1.4286	1	0	1	1	1.0000
00- Latson T/ 4- Dos Santos R/ 11- Bowles S/ 21- Timpson M 22- Williams M	01:36	7-6	1	4.3750	1	0	0	1	2.4306
00- Latson T/ 4- Dos Santos R/ 6- Valenzuela M/ 11- Bowles S/ 13- Viegas C/	01:20	1-0	1	0.7500	2	0	0	0	0.4098
00- Latson T/ 4- Dos Santos R/ 13- Viegas C/ 21- Timpson M 24- Bonner A	01:15	4-3	1	3.2000	2	0	0	0	2.2727
3- Gordon O/ 4- Dos Santos R/ 6- Valenzuela M/ 22- Williams M 24- Bonner A	01:09	3-4	-1	2.6087	0	0	0	1	1.5000
00- Latson T/ 1- Turnage B/ 3- Gordon O/ 13- Viegas C/ 21- Timpson M	01:02	2-4	-2	1.9231	1	1	1	0	1.0000
00- Latson T/ 3- Gordon O/ 11- Bowles S/ 13- Viegas C/ 21- Timpson M	01:01	3-2	1	2.9364	0	0	0	1	1.5000
00- Latson T/ 1- Turnage B/ 4- Dos Santos R/ 13- Viegas C/ 21- Timpson M	00:46	0-0	0	0.0000	0	0	1	0	0.0000
00- Latson T/ 3- Gordon O/ 13- Viegas C/ 21- Timpson M 22- Williams M	00:39	3-1	2	4.6154	0	0	0	1	3.0000
00- Latson T/ 4- Dos Santos R/ 11- Bowles S/ 13- Viegas C/ 22- Williams M	00:35	3-0	3	5.1429	0	0	0	1	3.0000
00- Latson T/ 11- Bowles S/ 21- Timpson M 22- Williams M 24- Bonner A	00:34	0-0	0	0.0000	1	0	1	0	0.0000
00- Latson T/ 3- Gordon O/ 11- Bowles S/ 13- Viegas C/ 22- Williams M	00:22	0-2	-2	0.0000	0	0	1	0	0.0000
00- Latson T/ 4- Dos Santos R/ 11- Bowles S/ 21- Timpson M 24- Bonner A	00:20	0-0	0	0.0000	0	1	0	0	0.0000
00- Latson T/ 3- Gordon O/ 4- Dos Santos R/ 11- Bowles S/ 21- Timpson M	00:10	0-0	0	0.0000	0	0	1	0	0.0000