

FSU TRACK & FIELD

Lenny Lyles Invitational

February 1, 2025 • Louisville, Kentucky

FINAL STATISTICS

PNC Lenny Lyles Invite

January 31-February 1, 2025

Norton Healthcare SLC (Banked) - Louisville, KY 200m (Banked)

ICON KEY: * NAIA A * NAIA B ✓ NJCAA + NCAA DII 🏴 NCCAA

Events:

Women's 60 Meters Finals

Top↑

PL	NAME	YEAR	TEAM	TIME
1	Kya Epps	JR-3	Cincinnati	7.27
2	Kiley Robbins	SR-4	Wisconsin	7.30
3	Shenese Walker	JR-3	Florida State	7.37
4	Kiyah Yeast	SR-4	Louisville	7.43
5	Liana Tyson	SO-2	Florida State	7.44
6	Jadaja Baxter	SR-4	Memphis	7.47
7	Lucy May Sleeman	FR-1	Florida State	7.49
8	Kiya Pogue	JR-3	Indiana Tech	7.54 * *

Women's 60 Meters Semifinals

Top↑

PL	NAME	YEAR	TEAM	TIME
1	Kya Epps	JR-3	Cincinnati	7.25
2	Shenese Walker	JR-3	Florida State	7.37
3	Lucy May Sleeman	FR-1	Florida State	7.37
4	Kiley Robbins	SR-4	Wisconsin	7.39

PL	NAME	YEAR	TEAM	TIME
5	Liana Tyson	SO-2	Florida State	7.44
6	Kiyah Yeast	SR-4	Louisville	7.45
7	Jadaja Baxter	SR-4	Memphis	7.48
8	Kiya Pogue	JR-3	Indiana Tech	7.49 * *
9	Olivia Jenkins	JR-3	Louisville	7.50
10	Praise Idamadudu	SR-4	Cumberland (Tenn.)	7.53 * *
11	Ja'mya Roberson	FR-1	South Florida	7.56
12	Sophie Haag	SO-2	Miami (Fla.)	7.57
13	Zaria Parker		Unattached	7.58
14	Iyonna Codd	FR-1	Miami (Fla.)	7.63
15	Clara Warrick		Louisville Track Club	7.64
16	Leonie Beu	SR-4	Mid. Tenn. State	7.65
17	Juliana Balon	FR-1	Miami (Fla.)	7.67
18	Makayla Watson	JR-3	Lipscomb	7.68
19	Victoya Smith	SR-4	Alabama A&M	7.70
20	Jade Hartlage		Louisville Track Club	7.76
21	Meredith Goff	JR-3	Northern Kentucky	7.86

Women's 60 Meters Semifinals Heat 1

PL	NAME	YEAR	TEAM	TIME
1	Kya Epps	JR-3	Cincinnati	7.25
3	Lucy May Sleeman	FR-1	Florida State	7.37
12	Sophie Haag	SO-2	Miami (Fla.)	7.57
13	Zaria Parker		Unattached	7.58
16	Leonie Beu	SR-4	Mid. Tenn. State	7.65
18	Makayla Watson	JR-3	Lipscomb	7.68
21	Meredith Goff	JR-3	Northern Kentucky	7.86

Women's 60 Meters Semifinals Heat 2

PL	NAME	YEAR	TEAM	TIME
4	Kiley Robbins	SR-4	Wisconsin	7.39
7	Jadaja Baxter	SR-4	Memphis	7.48
9	Olivia Jenkins	JR-3	Louisville	7.50
10	Praise Idamadudu	SR-4	Cumberland (Tenn.)	7.53 * *
11	Ja'mya Roberson	FR-1	South Florida	7.56
14	Iyonna Codd	FR-1	Miami (Fla.)	7.63
17	Juliana Balon	FR-1	Miami (Fla.)	7.67

Women's 60 Meters Semifinals Heat 3

PL	NAME	YEAR	TEAM	TIME
2	Shenese Walker	JR-3	Florida State	7.37
5	Liana Tyson	SO-2	Florida State	7.44
6	Kiyah Yeast	SR-4	Louisville	7.45
8	Kiya Pogue	JR-3	Indiana Tech	7.49 * *
15	Clara Warrick		Louisville Track Club	7.64
19	Victoya Smith	SR-4	Alabama A&M	7.70
20	Jade Hartlage		Louisville Track Club	7.76

Women's 60 Meters Preliminaries

Top↑

PL	NAME	YEAR	TEAM	TIME
1	Olivia Jenkins	JR-3	Louisville	7.58
2	Clara Warrick		Louisville Track Club	7.61
3	Jade Hartlage		Louisville Track Club	7.65
4	Iyonna Codd	FR-1	Miami (Fla.)	7.67
5	Leonie Beu	SR-4	Mid. Tenn. State	7.70
6	Makayla Watson	JR-3	Lipscomb	7.71
7	Juliana Balon	FR-1	Miami (Fla.)	7.71
8	Victoya Smith	SR-4	Alabama A&M	7.72
9	Laila Rudolph	SO-2	Mid. Tenn. State	7.77

PL	NAME	YEAR	TEAM	TIME
10	Lily Harper		Louisville Track Club	7.77
11	Rachel Robinson	JR-3	Wisconsin	7.77
12	Kayly Guthrie	SR-4	Lindsey Wilson	7.78
12	Tristen Evatt	FR-1	South Florida	7.78
14	Haleigh Crum	FR-1	Marshall	7.78
15	Ivory Davis	SR-4	Memphis	7.81
16	Dezire Gee	SO-2	Marshall	7.81
17	Maya Taylor	FR-1	Louisville	7.82
18	Sydney Robinson	SO-2	Wisconsin	7.82
19	Gabrielle Hoskins	FR-1	Austin Peay	7.83
20	Jordyn Dortch	SO-2	Alabama-Huntsville	7.83
21	Amani Kirnon	SO-2	South Florida	7.84
22	Alijanae Cole	FR-1	Austin Peay	7.87
23	Bay'Andria Hodges	SO-2	Marshall	7.87
24	Seven Pettus	FR-1	Austin Peay	7.87
25	Avery Wilson	JR-3	Wayne State (Mich.)	7.89
26	Kyndell Christian	FR-1	Austin Peay	7.89
27	Keniya Simpson	FR-1	Arkansas State	7.89
28	Jordyn Cardwell	SR-4	Brescia	7.90
29	Janay Chapman	SR-4	Tennessee-Martin	7.93
30	Mallory Hodge	JR-3	Eastern Kentucky	7.94
31	Regan Watts	FR-1	Lipscomb	7.94
32	Chelsea Mitchell	SR-4	Belmont	7.94
33	Nia Booker	FR-1	Louisville	7.95
34	Desiree Cameron Wilson	JR-3	Mid. Tenn. State	7.96
34	Alaina Gordon	JR-3	Tennessee-Martin	7.96
34	Makiyah Allen	JR-3	Campbellsville	7.96 
37	Madison McDaniel	FR-1	Northern Kentucky	7.97

PL	NAME	YEAR	TEAM	TIME
38	Gabrielle Miller	SO-2	Austin Peay	7.97
39	Azure Travis	FR-1	Marshall	7.98
40	Xarya Udoumana	FR-1	Mid. Tenn. State	7.99
41	Emma Henry	FR-1	Marshall	8.00
42	Deja Hines	FR-1	Alabama-Huntsville	8.01
43	Je'Breiya Chapman	SO-2	Arkansas State	8.02
44	JayleAna Wyatt	JR-3	Tennessee-Martin	8.03
45	Miahna Harden	SR-4	Alabama A&M	8.04
45	Ophiellia Bernard	SO-2	Lindsey Wilson	8.04
47	Elissa Perkins	SO-2	Wisconsin	8.04
48	AJ Allen	SR-4	Arkansas State	8.05
49	Aa'Nya Freeland	FR-1	Morehead State	8.07
50	Keziah Mickler	SO-2	Alabama-Huntsville	8.07
51	Shereese Cutler		Unattached	8.08
52	Isabella Lehtinen	FR-1	Cumberland (Tenn.)	8.14
53	Raven Payne	SO-2	Bellarmine	8.17
54	Nyla Watson	FR-1	Arkansas State	8.20
55	Emmani Roberts	FR-1	Austin Peay	8.27
	Anna Stephens		HAMteam Huntsville	DNS
	Miriam Sanchez Tapia		Unattached	DNS

Women's 60 Meters Preliminaries Heat 1

PL	NAME	YEAR	TEAM	TIME
22	Alijanae Cole	FR-1	Austin Peay	7.87
24	Seven Pettus	FR-1	Austin Peay	7.87
39	Azure Travis	FR-1	Marshall	7.98
44	JayleAna Wyatt	JR-3	Tennessee-Martin	8.03
55	Emmani Roberts	FR-1	Austin Peay	8.27
	Anna Stephens		HAMteam Huntsville	DNS

PL	NAME	YEAR	TEAM	TIME
	Miriam Sanchez Tapia		Unattached	DNS


Women's 60 Meters Preliminaries Heat 2

PL	NAME	YEAR	TEAM	TIME
26	Kyndell Christian	FR-1	Austin Peay	7.89
31	Regan Watts	FR-1	Lipscomb	7.94
34	Alaina Gordon	JR-3	Tennessee-Martin	7.96
37	Madison McDaniel	FR-1	Northern Kentucky	7.97
52	Isabella Lehtinen	FR-1	Cumberland (Tenn.)	8.14
53	Raven Payne	SO-2	Bellarmino	8.17
54	Nyla Watson	FR-1	Arkansas State	8.20

Women's 60 Meters Preliminaries Heat 3

PL	NAME	YEAR	TEAM	TIME
34	Desiree Cameron Wilson	JR-3	Mid. Tenn. State	7.96
40	Xarya Udoumana	FR-1	Mid. Tenn. State	7.99
42	Deja Hines	FR-1	Alabama-Huntsville	8.01
48	AJ Allen	SR-4	Arkansas State	8.05
49	Aa'Nya Freeland	FR-1	Morehead State	8.07
51	Shereese Cutler		Unattached	8.08

Women's 60 Meters Preliminaries Heat 4

PL	NAME	YEAR	TEAM	TIME
25	Avery Wilson	JR-3	Wayne State (Mich.)	7.89
32	Chelsea Mitchell	SR-4	Belmont	7.94
33	Nia Booker	FR-1	Louisville	7.95
34	Makiyah Allen	JR-3	Campbellsville	7.96 
41	Emma Henry	FR-1	Marshall	8.00
45	Miahna Harden	SR-4	Alabama A&M	8.04
47	Elissa Perkins	SO-2	Wisconsin	8.04

Women's 60 Meters Preliminaries Heat 5

PL	NAME	YEAR	TEAM	TIME
15	Ivory Davis	SR-4	Memphis	7.81
16	Dezire Gee	SO-2	Marshall	7.81
20	Jordyn Dortch	SO-2	Alabama-Huntsville	7.83
28	Jordyn Cardwell	SR-4	Brescia	7.90
30	Mallory Hodge	JR-3	Eastern Kentucky	7.94
45	Ophiellia Bernard	SO-2	Lindsey Wilson	8.04
50	Keziah Mickler	SO-2	Alabama-Huntsville	8.07

Women's 60 Meters Preliminaries Heat 6

PL	NAME	YEAR	TEAM	TIME
3	Jade Hartlage		Louisville Track Club	7.65
10	Lily Harper		Louisville Track Club	7.77
17	Maya Taylor	FR-1	Louisville	7.82
18	Sydney Robinson	SO-2	Wisconsin	7.82
19	Gabrielle Hoskins	FR-1	Austin Peay	7.83
27	Keniya Simpson	FR-1	Arkansas State	7.89
38	Gabrielle Miller	SO-2	Austin Peay	7.97
43	Je'Breiya Chapman	SO-2	Arkansas State	8.02

Women's 60 Meters Preliminaries Heat 7

PL	NAME	YEAR	TEAM	TIME
6	Makayla Watson	JR-3	Lipscomb	7.71
9	Laila Rudolph	SO-2	Mid. Tenn. State	7.77
11	Rachel Robinson	JR-3	Wisconsin	7.77
12	Tristen Evatt	FR-1	South Florida	7.78
14	Haleigh Crum	FR-1	Marshall	7.78
23	Bay'Andria Hodges	SO-2	Marshall	7.87
29	Janay Chapman	SR-4	Tennessee-Martin	7.93

Women's 60 Meters Preliminaries Heat 8

PL	NAME	YEAR	TEAM	TIME
1	Olivia Jenkins	JR-3	Louisville	7.58
2	Clara Warrick		Louisville Track Club	7.61
4	Iyonna Codd	FR-1	Miami (Fla.)	7.67
5	Leonie Beu	SR-4	Mid. Tenn. State	7.70
7	Juliana Balon	FR-1	Miami (Fla.)	7.71
8	Victoya Smith	SR-4	Alabama A&M	7.72
12	Kayly Guthrie	SR-4	Lindsey Wilson	7.78
21	Amani Kirnon	SO-2	South Florida	7.84

Women's 200m Dash Division 2

[Top↑](#)

PL	NAME	YEAR	TEAM	TIME
1	Kiyah Yeast	SR-4	Louisville	23.83
2	Shenese Walker	JR-3	Florida State	23.85
3	Sanaa Hebron	SO-2	Miami (Fla.)	24.06
4	Praise Idamadudu	SR-4	Cumberland (Tenn.)	24.10 * *
5	Jadaja Baxter	SR-4	Memphis	24.31
6	Iyonna Codd	FR-1	Miami (Fla.)	24.58
7	Leonie Beu	SR-4	Mid. Tenn. State	24.61
8	Sophie Haag	SO-2	Miami (Fla.)	24.80
9	Lucy May Sleeman	FR-1	Florida State	24.80
10	Dezire Gee	SO-2	Marshall	24.91
11	Malaysia Johnson	JR-3	South Florida	24.95
12	Trinity Bracey	SR-4	Austin Peay	25.00
13	Makayla Watson	JR-3	Lipscomb	25.02
14	Janay Moorer	FR-1	Miami (Fla.)	25.06
15	Tamia Waters	SO-2	Mid. Tenn. State	25.12
16	Hanne Bastiaansen	JR-3	Wayne State (Mich.)	25.22
17	Janay Chapman	SR-4	Tennessee-Martin	25.70
	Kiley Robbins	SR-4	Wisconsin	NT

PL	NAME	YEAR	TEAM	TIME
	Jada Griffin		Unattached	NT
	Miriam Sanchez Tapia		Unattached	NT

Women's 200m Dash Division 2 Section 1

PL	NAME	YEAR	TEAM	TIME
2	Shenese Walker	JR-3	Florida State	23.85
4	Praise Idamadudu	SR-4	Cumberland (Tenn.)	24.10 * *
9	Lucy May Sleeman	FR-1	Florida State	24.80
12	Trinity Bracey	SR-4	Austin Peay	25.00

Women's 200m Dash Division 2 Section 2

PL	NAME	YEAR	TEAM	TIME
1	Kiyah Yeast	SR-4	Louisville	23.83
6	Iyonna Codd	FR-1	Miami (Fla.)	24.58
10	Dezire Gee	SO-2	Marshall	24.91
11	Malaysia Johnson	JR-3	South Florida	24.95

Women's 200m Dash Division 2 Section 3

PL	NAME	YEAR	TEAM	TIME
3	Sanaa Hebron	SO-2	Miami (Fla.)	24.06
7	Leonie Beu	SR-4	Mid. Tenn. State	24.61
16	Hanne Bastiaansen	JR-3	Wayne State (Mich.)	25.22
17	Janay Chapman	SR-4	Tennessee-Martin	25.70

Women's 200m Dash Division 2 Section 4

PL	NAME	YEAR	TEAM	TIME
8	Sophie Haag	SO-2	Miami (Fla.)	24.80
14	Janay Moorer	FR-1	Miami (Fla.)	25.06
	Kiley Robbins	SR-4	Wisconsin	NT
	Miriam Sanchez Tapia		Unattached	NT

Women's 200m Dash Division 2 Section 5

PL	NAME	YEAR	TEAM	TIME
5	Jadaja Baxter	SR-4	Memphis	24.31
13	Makayla Watson	JR-3	Lipscomb	25.02
15	Tamia Waters	SO-2	Mid. Tenn. State	25.12
	Jada Griffin		Unattached	NT

Women's 200m Dash Division 1

Top↑

PL	NAME	YEAR	TEAM	TIME
1	Clara Warrick		Louisville Track Club	24.13
2	Laila Gaynor	JR-3	Alabama A&M	24.45
3	Jade Hartlage		Louisville Track Club	24.49
4	Zaria Parker		Unattached	24.60
5	Gabrielle Cross	SR-4	Memphis	24.69
6	Sydney Robinson	SO-2	Wisconsin	24.88
7	Olivia Jenkins	JR-3	Louisville	24.94
8	Lily Harper		Louisville Track Club	25.06
9	Emory Moore	SR-4	Belmont	25.09
10	Maya Taylor	FR-1	Louisville	25.10
11	Adalin Robinson	JR-3	South Florida	25.10
12	Taylin Segree	FR-1	Austin Peay	25.17
13	Busiwa Asinga	SR-4	Austin Peay	25.23
14	Alijanae Cole	FR-1	Austin Peay	25.26
15	Victoya Smith	SR-4	Alabama A&M	25.27
16	Bridget Annan	JR-3	Mid. Tenn. State	25.27
17	Hannah Wright	JR-3	Lipscomb	25.29
18	Courtney Green	FR-1	Mid. Tenn. State	25.33
19	Brittney Jennings	FR-1	Miami (Fla.)	25.40
20	Kayly Guthrie	SR-4	Lindsey Wilson	25.54
21	Laila Rudolph	SO-2	Mid. Tenn. State	25.55
22	Rachel Overgaard	SO-2	Wayne State (Mich.)	25.57

PL	NAME	YEAR	TEAM	TIME
23	Meredith Goff	JR-3	Northern Kentucky	25.57
24	Ruby Nwosu	JR-3	Louisville	25.61
25	Jalasia Lewis	FR-1	Louisville	25.77
26	T'ya Suber	SR-4	Eastern Kentucky	25.86
27	Morgan Roundtree	FR-1	Miami (Fla.)	25.88
28	Alexia DeHaven		Unattached	25.89
29	Seven Pettus	FR-1	Austin Peay	25.90
30	Keniya Simpson	FR-1	Arkansas State	25.91
31	Deja Hines	FR-1	Alabama-Huntsville	25.91
32	Summer Sutherlin	FR-1	Alabama-Huntsville	25.99
33	Mia McGee	SO-2	Austin Peay	26.00
34	Kennedy Pedro	SR-4	Marshall	26.04
35	Gabrielle Hoskins	FR-1	Austin Peay	26.07
36	Olivia Dixon	SO-2	Arkansas State	26.10
37	Je'Breiya Chapman	SO-2	Arkansas State	26.13
38	Cameron Bitterman	JR-3	Northern Kentucky	26.14
39	Bay'Andria Hodges	SO-2	Marshall	26.24
40	Rachel Robinson	JR-3	Wisconsin	26.31
41	Makiyah Allen	JR-3	Campbellsville	26.33 
42	Hanyla Milligan	SO-2	Arkansas State	26.35
43	Jemima Mills	JR-3	Miami (Fla.)	26.36
44	Jermani Morris	FR-1	Lindsey Wilson	26.38
45	Keziah Mickler	SO-2	Alabama-Huntsville	26.42
46	Alaina Gordon	JR-3	Tennessee-Martin	26.49
47	Piper Clark	SO-2	Campbellsville	26.52 
48	Essence Burbridge	SO-2	Miami (Fla.)	26.71
49	Kneila Watson	FR-1	Arkansas State	26.79
50	McKenzie Bell	JR-3	Louisville	27.12

PL	NAME	YEAR	TEAM	TIME
51	Aa'Nya Freeland	FR-1	Morehead State	27.18
52	Kya Edwards	JR-3	Tennessee-Martin	27.38
	Kyndell Christian	FR-1	Austin Peay	DNF
	Nia Booker	FR-1	Louisville	DNF

Women's 200m Dash Division 1 Section 1

PL	NAME	YEAR	TEAM	TIME
4	Zaria Parker		Unattached	24.60
22	Rachel Overgaard	SO-2	Wayne State (Mich.)	25.57
23	Meredith Goff	JR-3	Northern Kentucky	25.57
49	Kneila Watson	FR-1	Arkansas State	26.79
	Nia Booker	FR-1	Louisville	DNF

Women's 200m Dash Division 1 Section 2

PL	NAME	YEAR	TEAM	TIME
1	Clara Warrick		Louisville Track Club	24.13
5	Gabrielle Cross	SR-4	Memphis	24.69
13	Busiwa Asinga	SR-4	Austin Peay	25.23
16	Bridget Annan	JR-3	Mid. Tenn. State	25.27
29	Seven Pettus	FR-1	Austin Peay	25.90

Women's 200m Dash Division 1 Section 3

PL	NAME	YEAR	TEAM	TIME
11	Adalin Robinson	JR-3	South Florida	25.10
15	Victoya Smith	SR-4	Alabama A&M	25.27
31	Deja Hines	FR-1	Alabama-Huntsville	25.91
41	Makiyah Allen	JR-3	Campbellsville	26.33 
	Kyndell Christian	FR-1	Austin Peay	DNF

Women's 200m Dash Division 1 Section 4

PL	NAME	YEAR	TEAM	TIME
3	Jade Hartlage		Louisville Track Club	24.49
12	Taylin Segree	FR-1	Austin Peay	25.17
17	Hannah Wright	JR-3	Lipscomb	25.29
19	Brittney Jennings	FR-1	Miami (Fla.)	25.40
39	Bay'Andria Hodges	SO-2	Marshall	26.24

Women's 200m Dash Division 1 Section 5

PL	NAME	YEAR	TEAM	TIME
6	Sydney Robinson	SO-2	Wisconsin	24.88
7	Olivia Jenkins	JR-3	Louisville	24.94
30	Keniya Simpson	FR-1	Arkansas State	25.91
40	Rachel Robinson	JR-3	Wisconsin	26.31
44	Jermani Morris	FR-1	Lindsey Wilson	26.38

Women's 200m Dash Division 1 Section 6

PL	NAME	YEAR	TEAM	TIME
9	Emory Moore	SR-4	Belmont	25.09
27	Morgan Roundtree	FR-1	Miami (Fla.)	25.88
28	Alexia DeHaven		Unattached	25.89
32	Summer Sutherlin	FR-1	Alabama-Huntsville	25.99
52	Kya Edwards	JR-3	Tennessee-Martin	27.38

Women's 200m Dash Division 1 Section 7

PL	NAME	YEAR	TEAM	TIME
14	Alijanae Cole	FR-1	Austin Peay	25.26
33	Mia McGee	SO-2	Austin Peay	26.00
38	Cameron Bitterman	JR-3	Northern Kentucky	26.14
50	McKenzie Bell	JR-3	Louisville	27.12
51	Aa'Nya Freeland	FR-1	Morehead State	27.18

Women's 200m Dash Division 1 Section 8

PL	NAME	YEAR	TEAM	TIME
24	Ruby Nwosu	JR-3	Louisville	25.61
25	Jalasia Lewis	FR-1	Louisville	25.77
36	Olivia Dixon	SO-2	Arkansas State	26.10
43	Jemima Mills	JR-3	Miami (Fla.)	26.36
46	Alaina Gordon	JR-3	Tennessee-Martin	26.49

Women's 200m Dash Division 1 Section 9

PL	NAME	YEAR	TEAM	TIME
8	Lily Harper		Louisville Track Club	25.06
10	Maya Taylor	FR-1	Louisville	25.10
21	Laila Rudolph	SO-2	Mid. Tenn. State	25.55
34	Kennedy Pedro	SR-4	Marshall	26.04
35	Gabrielle Hoskins	FR-1	Austin Peay	26.07

Women's 200m Dash Division 1 Section 10

PL	NAME	YEAR	TEAM	TIME
2	Laila Gaynor	JR-3	Alabama A&M	24.45
18	Courtney Green	FR-1	Mid. Tenn. State	25.33
20	Kayly Guthrie	SR-4	Lindsey Wilson	25.54
48	Essence Burbridge	SO-2	Miami (Fla.)	26.71

Women's 200m Dash Division 1 Section 11

PL	NAME	YEAR	TEAM	TIME
26	T'ya Suber	SR-4	Eastern Kentucky	25.86
37	Je'Breiya Chapman	SO-2	Arkansas State	26.13
42	Hanyla Milligan	SO-2	Arkansas State	26.35
45	Keziah Mickler	SO-2	Alabama-Huntsville	26.42
47	Piper Clark	SO-2	Campbellsville	26.52 

Women's 400m Dash Division 2

[Top↑](#)

PL	NAME	YEAR	TEAM	TIME
1	Kaelyaah Liburd	SO-2	Florida State	53.24
2	Sanaa Hebron	SO-2	Miami (Fla.)	53.80
3	Tyra Wilson	SR-4	Florida State	54.18
4	Alyia Green	JR-3	Florida State	55.02
5	Gabrielle Cross	SR-4	Memphis	55.32
6	Bridget Annan	JR-3	Mid. Tenn. State	55.57
7	Trinity Bracey	SR-4	Austin Peay	55.96
8	Taylin Segree	FR-1	Austin Peay	56.12
9	Mia McGee	SO-2	Austin Peay	56.66
10	Malaysia Johnson	JR-3	South Florida	56.99
11	Karina Janik	SO-2	Wisconsin	57.87
12	Raven Payne	SO-2	Bellarmino	57.87
13	Morgan Roundtree	FR-1	Miami (Fla.)	58.90
	Hannah Reid	FR-1	Lindsey Wilson	DNF

Women's 400m Dash Division 2 Section 1

PL	NAME	YEAR	TEAM	TIME
2	Sanaa Hebron	SO-2	Miami (Fla.)	53.80
3	Tyra Wilson	SR-4	Florida State	54.18
12	Raven Payne	SO-2	Bellarmino	57.87

Women's 400m Dash Division 2 Section 2

PL	NAME	YEAR	TEAM	TIME
1	Kaelyaah Liburd	SO-2	Florida State	53.24
8	Taylin Segree	FR-1	Austin Peay	56.12
9	Mia McGee	SO-2	Austin Peay	56.66
10	Malaysia Johnson	JR-3	South Florida	56.99

Women's 400m Dash Division 2 Section 3

PL	NAME	YEAR	TEAM	TIME
4	Alyia Green	JR-3	Florida State	55.02
6	Bridget Annan	JR-3	Mid. Tenn. State	55.57
11	Karina Janik	SO-2	Wisconsin	57.87
13	Morgan Roundtree	FR-1	Miami (Fla.)	58.90

Women's 400m Dash Division 2 Section 4

PL	NAME	YEAR	TEAM	TIME
5	Gabrielle Cross	SR-4	Memphis	55.32
7	Trinity Bracey	SR-4	Austin Peay	55.96
	Hannah Reid	FR-1	Lindsey Wilson	DNF

Women's 400m Dash Division 1

Top↑

PL	NAME	YEAR	TEAM	TIME
1	Laila Gaynor	JR-3	Alabama A&M	54.62
2	Takiyah Ferguson	FR-1	Florida State	56.28
3	Amiah Murry	SO-2	Alabama-Huntsville	56.88
4	Ruby Nwosu	JR-3	Louisville	57.43
5	Busiwa Asinga	SR-4	Austin Peay	57.55
6	Lucy Fellows	SO-2	Louisville	57.70
7	Jalasia Lewis	FR-1	Louisville	57.74
8	Jennifer Mims	FR-1	Belmont	58.37
9	Alexis Arnett	JR-3	Austin Peay	58.41
10	Nyah Harrison	SO-2	Marshall	58.47
11	Devin Moore	FR-1	Belmont	58.53
12	Jordyn Dortch	SO-2	Alabama-Huntsville	58.64
13	Cale Sanders	FR-1	Indiana Tech	58.82
14	Jordin Noah		Louisville Track Club	58.95
15	Piper Clark	SO-2	Campbellsville	59.19 
16	Brynn Mckeever	FR-1	Marshall	59.34
17	Aniya Johnson	SO-2	Alabama-Huntsville	59.34

PL	NAME	YEAR	TEAM	TIME
18	Joi Bradley	JR-3	Northern Kentucky	59.91
19	Aaliyah Frederick	SO-2	Indiana Tech	59.95
20	Keira Antoni	FR-1	Louisville	1:00.02
21	Ta'Shya Cramer	SO-2	Lindsey Wilson	1:00.09
22	Tamia Taylor	FR-1	Indiana Tech	1:00.20
23	Janay Chapman	SR-4	Tennessee-Martin	1:00.60
24	Leesa Mutandwa	JR-3	Cumberland (Tenn.)	1:00.70
25	Anna Grasse	FR-1	Lindsey Wilson	1:00.92
26	Ezthia Maycock	SO-2	Cumberland (Tenn.)	1:01.02
27	Shaniya Davis	FR-1	Austin Peay	1:01.15
28	Annie Somwe	SO-2	Bellarmino	1:01.28
29	Olivia Miles	FR-1	Morehead State	1:01.30
30	Olivia Clark	SR-4	Southern Indiana	1:01.33
31	Morgan Mitchell	SO-2	Tennessee-Martin	1:01.35
32	Abigail Plezia	FR-1	Indiana Tech	1:01.40
33	Alina LaForest	SO-2	Indiana Tech	1:01.58
34	Aaliyah Rodgers	FR-1	Morehead State	1:01.87
35	Mia Underwood	FR-1	Morehead State	1:02.51
36	Zoe Allen	FR-1	Vincennes	1:02.55
37	Junae Bennett	JR-3	Indiana Tech	1:03.04
38	Alisha Claycomb	SO-2	Lindsey Wilson	1:03.31
39	Alliyah Thomas	SO-2	Brescia	1:03.63
40	Faith Mpassy	FR-1	Brescia	1:04.29
41	Gabrielle Fomby	SO-2	Bellarmino	1:05.41
	Rushana Dwyer	JR-3	South Florida	DNS
	Olivia Dixon	SO-2	Arkansas State	DNS
	Kneila Watson	FR-1	Arkansas State	DNS
	Avalynne Goins	Freshman	University of Kentucky Club	DNS

Women's 400m Dash Division 1 Section 1

PL	NAME	YEAR	TEAM	TIME
12	Jordyn Dortch	SO-2	Alabama-Huntsville	58.64
21	Ta'Shya Cramer	SO-2	Lindsey Wilson	1:00.09
35	Mia Underwood	FR-1	Morehead State	1:02.51
36	Zoe Allen	FR-1	Vincennes	1:02.55
	Rushana Dwyer	JR-3	South Florida	DNS

Women's 400m Dash Division 1 Section 2

PL	NAME	YEAR	TEAM	TIME
3	Amiah Murry	SO-2	Alabama-Huntsville	56.88
4	Ruby Nwosu	JR-3	Louisville	57.43
11	Devin Moore	FR-1	Belmont	58.53
	Kneila Watson	FR-1	Arkansas State	DNS
	Avalynne Goins	Freshman	University of Kentucky Club	DNS

Women's 400m Dash Division 1 Section 3

PL	NAME	YEAR	TEAM	TIME
1	Laila Gaynor	JR-3	Alabama A&M	54.62
2	Takiyah Ferguson	FR-1	Florida State	56.28
7	Jalasia Lewis	FR-1	Louisville	57.74
26	Ezthia Maycock	SO-2	Cumberland (Tenn.)	1:01.02
41	Gabrielle Fomby	SO-2	Bellarmine	1:05.41

Women's 400m Dash Division 1 Section 4

PL	NAME	YEAR	TEAM	TIME
10	Nyah Harrison	SO-2	Marshall	58.47
13	Cale Sanders	FR-1	Indiana Tech	58.82
30	Olivia Clark	SR-4	Southern Indiana	1:01.33
39	Alliyah Thomas	SO-2	Brescia	1:03.63

Women's 400m Dash Division 1 Section 5

PL	NAME	YEAR	TEAM	TIME
16	Brynn Mckeever	FR-1	Marshall	59.34
17	Aniya Johnson	SO-2	Alabama-Huntsville	59.34
19	Aaliyah Frederick	SO-2	Indiana Tech	59.95
29	Olivia Miles	FR-1	Morehead State	1:01.30
40	Faith Mpassy	FR-1	Brescia	1:04.29

Women's 400m Dash Division 1 Section 6

PL	NAME	YEAR	TEAM	TIME
9	Alexis Arnett	JR-3	Austin Peay	58.41
18	Joi Bradley	JR-3	Northern Kentucky	59.91
37	Junae Bennett	JR-3	Indiana Tech	1:03.04

Women's 400m Dash Division 1 Section 7

PL	NAME	YEAR	TEAM	TIME
5	Busiwa Asinga	SR-4	Austin Peay	57.55
6	Lucy Fellows	SO-2	Louisville	57.70
32	Abigail Plezia	FR-1	Indiana Tech	1:01.40

Women's 400m Dash Division 1 Section 8

PL	NAME	YEAR	TEAM	TIME
14	Jordin Noah		Louisville Track Club	58.95
24	Leesa Mutandwa	JR-3	Cumberland (Tenn.)	1:00.70
25	Anna Grasse	FR-1	Lindsey Wilson	1:00.92

Women's 400m Dash Division 1 Section 9

PL	NAME	YEAR	TEAM	TIME
20	Keira Antoni	FR-1	Louisville	1:00.02
28	Annie Somwe	SO-2	Bellarmine	1:01.28
31	Morgan Mitchell	SO-2	Tennessee-Martin	1:01.35
33	Alina LaForest	SO-2	Indiana Tech	1:01.58

Women's 400m Dash Division 1 Section 10

PL	NAME	YEAR	TEAM	TIME
8	Jennifer Mims	FR-1	Belmont	58.37
23	Janay Chapman	SR-4	Tennessee-Martin	1:00.60
38	Alisha Claycomb	SO-2	Lindsey Wilson	1:03.31
	Olivia Dixon	SO-2	Arkansas State	DNS

Women's 400m Dash Division 1 Section 11

PL	NAME	YEAR	TEAM	TIME
15	Piper Clark	SO-2	Campbellsville	59.19 
22	Tamia Taylor	FR-1	Indiana Tech	1:00.20
27	Shaniya Davis	FR-1	Austin Peay	1:01.15
34	Aaliyah Rodgers	FR-1	Morehead State	1:01.87

Women's 800 Meters

Top↑

PL	NAME	YEAR	TEAM	TIME
1	Natalie Varela		Miami Elite Track Club	2:03.95
2	Gabriella Grissom	JR-3	Miami (Fla.)	2:04.84
3	Privilege Chikara	JR-3	Mid. Tenn. State	2:05.56
4	Kiara Smeltz	SR-4	Lipscomb	2:06.58
5	Bahiya El Arfaoui	SO-2	Eastern Kentucky	2:07.68
6	Colbi Borland	SR-4	Lipscomb	2:09.60
7	Jaden Francis	JR-3	Florida State	2:10.67
8	Nicole Dinan	FR-1	Florida State	2:10.69
9	Alexa Fortman	SO-2	Belmont	2:10.75
10	Karina Janik	SO-2	Wisconsin	2:13.05
11	McKenna Woodruff	SR-4	Marshall	2:13.64
12	Grace Hampel	SO-2	Alabama-Huntsville	2:14.38
13	Sophia Harvey	SR-4	Belmont	2:14.46
14	Eleanor Towe	SO-2	Mid. Tenn. State	2:15.05
15	Victoria Valdez	SR-4	South Florida	2:15.53
16	Bryce Alan Thornsburry	FR-1	Eastern Kentucky	2:15.98

PL	NAME	YEAR	TEAM	TIME
17	Maggie Roy	JR-3	Tennessee-Martin	2:16.12
18	Bethany Wright	FR-1	Lipscomb	2:16.43
19	Avery Cahoon	FR-1	Florida State	2:16.52
20	Olivia Kennedy	JR-3	Northern Kentucky	2:16.55
21	Rita Eimer	SR-4	Tennessee-Martin	2:17.32
22	Bella Domier	FR-1	Belmont	2:18.20
23	Sydni Studesville	SO-2	South Florida	2:18.37
24	Anna Gdowski	SO-2	Wayne State (Mich.)	2:18.66
25	Elizabeth Lucason	JR-3	Cumberlands	2:19.31
26	Alexandra Reinhart	FR-1	Illinois Wesleyan	2:19.44
27	Jansen Story	JR-3	Bellarmino	2:20.43
28	Taylah Upshaw	FR-1	Austin Peay	2:20.69
29	Mia Bergman	JR-3	Lipscomb	2:21.75
30	Megan Kitchens	FR-1	Cumberlands	2:22.10
31	Skotti Ball-Duley	FR-1	Indiana Tech	2:22.50
32	Kylie Hernandez		Unattached	2:22.57
33	Taylor Spencer	SO-2	Marshall	2:23.39
34	Robin Bresolin	JR-3	Wayne State (Mich.)	2:23.44
35	Eliana Oquendo	FR-1	Tennessee-Martin	2:24.28
36	Holly Sillivant	SR-4	Alabama-Huntsville	2:25.17
37	Maggie Smith	FR-1	Southern Indiana	2:26.05
38	Elisa Helferich	SO-2	Cumberlands	2:26.47
39	Kaylyn Holman	JR-3	Morehead State	2:27.39
40	Terren Peterson	JR-3	South Florida	2:27.58
41	Mary Kate French	SO-2	Austin Peay	2:27.65
42	Sharon Jerop	SR-4	Cumberland (Tenn.)	2:30.39
43	Ginger Atzinger	FR-1	Bellarmino	2:32.36
44	Jasmyn Self	SO-2	Vincennes	2:32.96

PL	NAME	YEAR	TEAM	TIME
45	Emma Deweese	FR-1	Southern Indiana	2:33.47
46	Hope Britt	SR-4	Cumberland (Tenn.)	2:36.68
47	Mallory Wilson	FR-1	Brescia	2:36.99
48	Sancia Smith	SO-2	Lindsey Wilson	2:37.30
49	Lydia Bauer	JR-3	Morehead State	2:38.20
50	Alexis Blackwell	Freshman	University of Kentucky Club	2:47.06
51	Addison Roberson	SO-2	Bethel (Tenn.)	3:00.51
	Amenda Saint Louis	SR-4	South Florida	DNF
	Rushana Dwyer	JR-3	South Florida	DNF
	Chakiya Plummer	SR-4	South Florida	DNF
	Faith Mpassy	FR-1	Brescia	DNS
	Shaienne Overall	FR-1	Bellarmine	DNS
	Chloe Freilinger	SR-4	Bellarmine	DNS
	Mckenna Palmer	JR-3	Indiana Tech	DNS
	Rachel Felstow	JR-3	Wayne State (Mich.)	DNS
	Adalin Robinson	JR-3	South Florida	DNS
	Avalynne Goins	Freshman	University of Kentucky Club	DNS

Women's 800 Meters Section 1

PL	NAME	YEAR	TEAM	TIME
1	Natalie Varela		Miami Elite Track Club	2:03.95
2	Gabriella Grissom	JR-3	Miami (Fla.)	2:04.84
3	Privilege Chikara	JR-3	Mid. Tenn. State	2:05.56
4	Kiara Smeltz	SR-4	Lipscomb	2:06.58
	Rushana Dwyer	JR-3	South Florida	DNF

Women's 800 Meters Section 2

PL	NAME	YEAR	TEAM	TIME
5	Bahiya El Arfaoui	SO-2	Eastern Kentucky	2:07.68
6	Colbi Borland	SR-4	Lipscomb	2:09.60

PL	NAME	YEAR	TEAM	TIME
7	Jaden Francis	JR-3	Florida State	2:10.67
8	Nicole Dinan	FR-1	Florida State	2:10.69
9	Alexa Fortman	SO-2	Belmont	2:10.75
19	Avery Cahoon	FR-1	Florida State	2:16.52
	Chloe Freilinger	SR-4	Bellarmine	DNS

Women's 800 Meters Section 3

PL	NAME	YEAR	TEAM	TIME
10	Karina Janik	SO-2	Wisconsin	2:13.05
11	McKenna Woodruff	SR-4	Marshall	2:13.64
13	Sophia Harvey	SR-4	Belmont	2:14.46
14	Eleanor Towe	SO-2	Mid. Tenn. State	2:15.05
17	Maggie Roy	JR-3	Tennessee-Martin	2:16.12
20	Olivia Kennedy	JR-3	Northern Kentucky	2:16.55
21	Rita Eimer	SR-4	Tennessee-Martin	2:17.32
23	Sydni Studesville	SO-2	South Florida	2:18.37
29	Mia Bergman	JR-3	Lipscomb	2:21.75
40	Terren Peterson	JR-3	South Florida	2:27.58
	Rachel Felstow	JR-3	Wayne State (Mich.)	DNS

Women's 800 Meters Section 4

PL	NAME	YEAR	TEAM	TIME
12	Grace Hampel	SO-2	Alabama-Huntsville	2:14.38
15	Victoria Valdez	SR-4	South Florida	2:15.53
16	Bryce Alan Thornsby	FR-1	Eastern Kentucky	2:15.98
18	Bethany Wright	FR-1	Lipscomb	2:16.43
22	Bella Domier	FR-1	Belmont	2:18.20
24	Anna Gdowski	SO-2	Wayne State (Mich.)	2:18.66
25	Elizabeth Lucason	JR-3	Cumberlands	2:19.31
33	Taylor Spencer	SO-2	Marshall	2:23.39

PL	NAME	YEAR	TEAM	TIME
36	Holly Sillivant	SR-4	Alabama-Huntsville	2:25.17
42	Sharon Jerop	SR-4	Cumberland (Tenn.)	2:30.39
	Amenda Saint Louis	SR-4	South Florida	DNF
	Chakiya Plummer	SR-4	South Florida	DNF
	Adalin Robinson	JR-3	South Florida	DNS

Women's 800 Meters Section 5

PL	NAME	YEAR	TEAM	TIME
26	Alexandra Reinhart	FR-1	Illinois Wesleyan	2:19.44
27	Jansen Story	JR-3	Bellarmino	2:20.43
28	Taylah Upshaw	FR-1	Austin Peay	2:20.69
30	Megan Kitchens	FR-1	Cumberlands	2:22.10
31	Skotti Ball-Duley	FR-1	Indiana Tech	2:22.50
32	Kylie Hernandez		Unattached	2:22.57
34	Robin Bresolin	JR-3	Wayne State (Mich.)	2:23.44
35	Eliana Oquendo	FR-1	Tennessee-Martin	2:24.28
37	Maggie Smith	FR-1	Southern Indiana	2:26.05
38	Elisa Helferich	SO-2	Cumberlands	2:26.47
39	Kaylyn Holman	JR-3	Morehead State	2:27.39
43	Ginger Atzinger	FR-1	Bellarmino	2:32.36
	Mckenna Palmer	JR-3	Indiana Tech	DNS

Women's 800 Meters Section 6

PL	NAME	YEAR	TEAM	TIME
41	Mary Kate French	SO-2	Austin Peay	2:27.65
44	Jasmyn Self	SO-2	Vincennes	2:32.96
45	Emma Deweese	FR-1	Southern Indiana	2:33.47
46	Hope Britt	SR-4	Cumberland (Tenn.)	2:36.68
47	Mallory Wilson	FR-1	Brescia	2:36.99
48	Sancia Smith	SO-2	Lindsey Wilson	2:37.30

PL	NAME	YEAR	TEAM	TIME
49	Lydia Bauer	JR-3	Morehead State	2:38.20
50	Alexis Blackwell	Freshman	University of Kentucky Club	2:47.06
51	Addison Roberson	SO-2	Bethel (Tenn.)	3:00.51
	Faith Mpassy	FR-1	Brescia	DNS
	Shaianne Overall	FR-1	Bellarmine	DNS
	Avalynne Goins	Freshman	University of Kentucky Club	DNS

Women's 1 Mile Run Division 1

[Top↑](#)

PL	NAME	YEAR	TEAM	TIME
1	Bahiya El Arfaoui	SO-2	Eastern Kentucky	4:42.64
2	Grace Litzinger	SR-4	Belmont	4:47.75
3	Leah Taylor	SR-4	Florida State	4:48.56
4	Maddie Scheier	SO-2	Miami (Fla.)	4:48.71
5	Rachel Soukup	FR-1	Belmont	4:49.79
6	Julia Schmitt	FR-1	Louisville	4:51.22
7	Hannah Wyler	JR-3	Marshall	4:51.83
8	Lucy Singleton	SR-4	Morehead State	4:55.04
9	Olivia Alessandrini		Unattached	4:55.24
10	Carmen Krawczynski Gonzalez	JR-3	Lipscomb	4:56.25
11	Audrey Comastri	SR-4	Southern Indiana	4:56.36
12	Grace Zdankiewicz	JR-3	Xavier (Ohio)	4:57.13
13	Emily Gordon	JR-3	Wayne State (Mich.)	4:57.54
14	Lauren Bettencourt	JR-3	Louisville	4:57.66
15	Ellie Maurer	JR-3	Louisville	4:58.60
16	Eilee Ossont	JR-3	Xavier (Ohio)	4:58.95
17	Shelby Nolan		Unattached	4:59.15
18	Kaylee Wilson	SR-4	Lipscomb	4:59.68
19	Haley Meade	SO-2	Louisville	4:59.86
20	McKenna Woodruff	SR-4	Marshall	4:59.98

PL	NAME	YEAR	TEAM	TIME
21	Brooke Lahee	SO-2	Louisville	5:00.16
22	Eleanor Towe	SO-2	Mid. Tenn. State	5:00.82
23	Abrielle Richard	FR-1	Southern Indiana	5:01.45
24	Juane' Klaus	JR-3	Lipscomb	5:04.39
25	Elizabeth Lucason	JR-3	Cumberlands	5:05.66 *
26	Lilie Fouts	FR-1	Belmont	5:05.75
27	Grace Biddle	SO-2	Northern Kentucky	5:06.23
28	Rita Eimer	SR-4	Tennessee-Martin	5:06.36
29	Maggie Roy	JR-3	Tennessee-Martin	5:06.52
30	Abbey Coberly	SO-2	Arkansas State	5:06.58
31	Adriana Crabtree	JR-3	Illinois Wesleyan	5:07.37
32	Addison Applegate	FR-1	Southern Indiana	5:08.28
33	Shaye Foster	SO-2	Austin Peay	5:08.29
34	Sierra Oesterling	JR-3	Bellarmino	5:09.01
35	Taylor Hopkins	JR-3	Wayne State (Mich.)	5:09.05
36	Malena Cybak	JR-3	Arkansas State	5:10.89
37	Lauren Cole	FR-1	Mid. Tenn. State	5:11.29
38	Robin Bresolin	JR-3	Wayne State (Mich.)	5:11.42
39	Bryce Alan Thornsby	FR-1	Eastern Kentucky	5:11.46
40	Tarikua Majocchi	FR-1	Cumberlands	5:12.09
41	Mckenna Palmer	JR-3	Indiana Tech	5:13.39
42	Avery Cahoon	FR-1	Florida State	5:13.48
43	Anna Gdowski	SO-2	Wayne State (Mich.)	5:13.63
44	Sydney Freeman	SO-2	Austin Peay	5:15.13
45	Julie Duedahl	FR-1	Cumberlands	5:16.19
46	Hailee Gorham	SO-2	Mid. Tenn. State	5:17.07
47	Elizabeth Winkler	SO-2	Arkansas State	5:19.19
48	Meredith Campbell	FR-1	Morehead State	5:19.79

PL	NAME	YEAR	TEAM	TIME
49	Rachel Felstow	JR-3	Wayne State (Mich.)	5:20.63
50	Devyn O'Daniel	FR-1	Arkansas State	5:22.77
51	Taylor Allen	SO-2	Morehead State	5:23.04
52	Ahmira Pickett	SO-2	Southern Indiana	5:23.67
53	Emily Rempe	JR-3	Southern Indiana	5:27.21
54	Sara Belgacem	FR-1	Vincennes	5:29.07
55	Emma McGrath	SR-4	Illinois Wesleyan	5:29.29
56	Adi Fuller	SO-2	Vincennes	5:30.79
57	Mallory Wilson	FR-1	Brescia	5:35.51
58	Chloe West	JR-3	Cumberlands	5:35.98
59	Sarah Koker	FR-1	Indiana Tech	5:37.87
60	Katie Schweigardt	FR-1	Bellarmine	5:38.89
61	Anslee Crosby	FR-1	Cumberlands	5:40.14
62	Sharon Jerop	SR-4	Cumberland (Tenn.)	5:41.50
63	Ellerie Heinzmann	SR-4	Bellarmine	5:45.36
64	Delani Baskett	SO-2	Morehead State	5:48.02
65	Jenna Towles	SO-2	Cumberland (Tenn.)	5:50.28
66	Mia Grosshans	SO-2	Brescia	5:53.36
67	Lilah Mohler	JR-3	Cumberland (Tenn.)	6:00.24
68	Anna-Claire Carwile	JR-3	Campbellsville	6:08.65
	Bethany Wright	FR-1	Lipscomb	DNF
	Liza Corso	JR-3	Lipscomb	DNF
	Olivia Walter	JR-3	Arkansas State	DNF

Women's 1 Mile Run Division 1 Section 1

PL	NAME	YEAR	TEAM	TIME
1	Bahiya El Arfaoui	SO-2	Eastern Kentucky	4:42.64
2	Grace Litzinger	SR-4	Belmont	4:47.75
3	Leah Taylor	SR-4	Florida State	4:48.56

PL	NAME	YEAR	TEAM	TIME
4	Maddie Scheier	SO-2	Miami (Fla.)	4:48.71
5	Rachel Soukup	FR-1	Belmont	4:49.79
6	Julia Schmitt	FR-1	Louisville	4:51.22
9	Olivia Alessandrini		Unattached	4:55.24
14	Lauren Bettencourt	JR-3	Louisville	4:57.66
17	Shelby Nolan		Unattached	4:59.15
22	Eleanor Towe	SO-2	Mid. Tenn. State	5:00.82
42	Avery Cahoon	FR-1	Florida State	5:13.48
	Liza Corso	JR-3	Lipscomb	DNF

Women's 1 Mile Run Division 1 Section 2

PL	NAME	YEAR	TEAM	TIME
7	Hannah Wyler	JR-3	Marshall	4:51.83
8	Lucy Singleton	SR-4	Morehead State	4:55.04
10	Carmen Krawczynski Gonzalez	JR-3	Lipscomb	4:56.25
11	Audrey Comastri	SR-4	Southern Indiana	4:56.36
12	Grace Zdankiewicz	JR-3	Xavier (Ohio)	4:57.13
16	Eilee Ossont	JR-3	Xavier (Ohio)	4:58.95
18	Kaylee Wilson	SR-4	Lipscomb	4:59.68
20	McKenna Woodruff	SR-4	Marshall	4:59.98
23	Abrielle Richard	FR-1	Southern Indiana	5:01.45
24	Juane' Klaus	JR-3	Lipscomb	5:04.39
27	Grace Biddle	SO-2	Northern Kentucky	5:06.23
40	Tarikua Majocchi	FR-1	Cumberlands	5:12.09
53	Emily Rempe	JR-3	Southern Indiana	5:27.21
	Bethany Wright	FR-1	Lipscomb	DNF

Women's 1 Mile Run Division 1 Section 3

PL	NAME	YEAR	TEAM	TIME
13	Emily Gordon	JR-3	Wayne State (Mich.)	4:57.54

PL	NAME	YEAR	TEAM	TIME
15	Ellie Maurer	JR-3	Louisville	4:58.60
19	Haley Meade	SO-2	Louisville	4:59.86
21	Brooke Lahee	SO-2	Louisville	5:00.16
25	Elizabeth Lucason	JR-3	Cumberlands	5:05.66 *
26	Lilie Fouts	FR-1	Belmont	5:05.75
28	Rita Eimer	SR-4	Tennessee-Martin	5:06.36
29	Maggie Roy	JR-3	Tennessee-Martin	5:06.52
30	Abbey Coberly	SO-2	Arkansas State	5:06.58
31	Adriana Crabtree	JR-3	Illinois Wesleyan	5:07.37
32	Addison Applegate	FR-1	Southern Indiana	5:08.28
34	Sierra Oesterling	JR-3	Bellarmino	5:09.01
35	Taylor Hopkins	JR-3	Wayne State (Mich.)	5:09.05
39	Bryce Alan Thornsby	FR-1	Eastern Kentucky	5:11.46
	Olivia Walter	JR-3	Arkansas State	DNF

Women's 1 Mile Run Division 1 Section 4

PL	NAME	YEAR	TEAM	TIME
33	Shaye Foster	SO-2	Austin Peay	5:08.29
36	Malena Cybak	JR-3	Arkansas State	5:10.89
37	Lauren Cole	FR-1	Mid. Tenn. State	5:11.29
38	Robin Bresolin	JR-3	Wayne State (Mich.)	5:11.42
43	Anna Gdowski	SO-2	Wayne State (Mich.)	5:13.63
45	Julie Duedahl	FR-1	Cumberlands	5:16.19
47	Elizabeth Winkler	SO-2	Arkansas State	5:19.19
48	Meredith Campbell	FR-1	Morehead State	5:19.79
49	Rachel Felstow	JR-3	Wayne State (Mich.)	5:20.63
50	Devyn O'Daniel	FR-1	Arkansas State	5:22.77
54	Sara Belgacem	FR-1	Vincennes	5:29.07
55	Emma McGrath	SR-4	Illinois Wesleyan	5:29.29

PL	NAME	YEAR	TEAM	TIME
56	Adi Fuller	SO-2	Vincennes	5:30.79
62	Sharon Jerop	SR-4	Cumberland (Tenn.)	5:41.50

Women's 1 Mile Run Division 1 Section 5

PL	NAME	YEAR	TEAM	TIME
41	Mckenna Palmer	JR-3	Indiana Tech	5:13.39
44	Sydney Freeman	SO-2	Austin Peay	5:15.13
46	Hailee Gorham	SO-2	Mid. Tenn. State	5:17.07
51	Taylor Allen	SO-2	Morehead State	5:23.04
52	Ahmira Pickett	SO-2	Southern Indiana	5:23.67
57	Mallory Wilson	FR-1	Brescia	5:35.51
58	Chloe West	JR-3	Cumberlands	5:35.98
59	Sarah Koker	FR-1	Indiana Tech	5:37.87
60	Katie Schweigardt	FR-1	Bellarmino	5:38.89
61	Anslee Crosby	FR-1	Cumberlands	5:40.14
63	Ellerie Heinzmann	SR-4	Bellarmino	5:45.36
64	Delani Baskett	SO-2	Morehead State	5:48.02
65	Jenna Towles	SO-2	Cumberland (Tenn.)	5:50.28
66	Mia Grosshans	SO-2	Brescia	5:53.36
67	Lilah Mohler	JR-3	Cumberland (Tenn.)	6:00.24
68	Anna-Claire Carwile	JR-3	Campbellsville	6:08.65

Women's 1 Mile Run Division 3

[Top↑](#)

PL	NAME	YEAR	TEAM	TIME
1	Suus Altorf	JR-3	Florida State	4:36.42
2	Kiara Smeltz	SR-4	Lipscomb	4:36.85
3	Colbi Borland	SR-4	Lipscomb	4:39.26
4	Mackenzie Barnett	SR-4	Lipscomb	4:40.22
5	Kylee Mastin	SR-4	Marshall	4:42.17
6	Natalie Varela		Miami Elite Track Club	4:43.54

PL	NAME	YEAR	TEAM	TIME
7	Layla Roebke	SR-4	Louisville	4:44.29
8	Nicole Dinan	FR-1	Florida State	4:50.30
9	Privilege Chikara	JR-3	Mid. Tenn. State	4:50.56
10	Lucinda Rourke	JR-3	Louisville	4:53.22
11	Sammy Mason	JR-3	Arkansas State	4:53.29
12	Mia Bergman	JR-3	Lipscomb	5:08.10
	Ellie Brewer	JR-3	Lipscomb	DNF

Women's 3,000m Run Division 1

Top↑

PL	NAME	YEAR	TEAM	TIME
1	Leah Taylor	SR-4	Florida State	9:37.59
2	Hadessah Austin	FR-1	Southern Indiana	9:40.99
3	Lauren Bettencourt	JR-3	Louisville	9:41.19
4	Temi Ariyo		Unattached	9:42.37
5	Maddie Scheier	SO-2	Miami (Fla.)	9:43.49
6	Sandra Maiyo	SO-2	Mid. Tenn. State	9:46.17
7	Haley Meade	SO-2	Louisville	9:46.59
8	Brooke Stromsland	SR-4	Belmont	9:48.62
9	Abigail Horevay	JR-3	Lipscomb	9:49.29
10	Brooke Lahee	SO-2	Louisville	9:55.32
11	Destiny Berryman	FR-1	Marshall	9:56.95
12	Zoe Seward	SO-2	Southern Indiana	10:03.49
13	Ellie Hall	JR-3	Southern Indiana	10:07.43
14	Delaney Stephens	SO-2	South Florida	10:08.05
15	Maddie Haldiman	SO-2	Arkansas State	10:11.21
16	Elke Wijkmans	SR-4	Cumberlands	10:12.58
17	Ellie Hosaflook	FR-1	Marshall	10:16.11
18	Mary Beth Bailey	JR-3	Arkansas State	10:25.95
19	Taylor White	SR-4	Bellarmino	10:28.09

PL	NAME	YEAR	TEAM	TIME
20	Reese Settle	FR-1	Tennessee-Martin	10:29.49
21	Julie Duedahl	FR-1	Cumberlands	10:29.92
22	Audrey Shelton	SO-2	Louisville	10:33.48
23	Ellie Maurer	JR-3	Louisville	10:34.36
24	Megan John	SR-4	Louisville	10:36.09
25	Anna Hunter	JR-3	Arkansas State	10:38.24
26	Hannah McLaughlin	SR-4	Arkansas State	10:39.63
27	Abby Taylor	JR-3	Morehead State	10:44.50
28	Justice Pohlman-Singleton	SR-4	Bellarmino	10:50.58
29	Jalyssa Smith	SR-4	Memphis	10:57.61
30	Alexis Hale	FR-1	Vincennes	11:17.57
31	Chloe West	JR-3	Cumberlands	11:17.60
32	Gabrielle Brown	JR-3	Tennessee-Martin	11:18.00
33	Anslee Crosby	FR-1	Cumberlands	11:20.65
34	Christiana Britian	JR-3	Morehead State	11:20.72
35	Megan Bush	SR-4	Morehead State	11:35.95
36	Erin Lockett	SR-4	Bellarmino	11:37.88
37	Alexa Rumpf	FR-1	Cumberland (Tenn.)	12:11.48
38	Allie Black	FR-1	Vincennes	12:27.67
	Maddie Seaby	SO-2	Louisville	DNF

Women's 3,000m Run Division 1 Section 1

PL	NAME	YEAR	TEAM	TIME
1	Leah Taylor	SR-4	Florida State	9:37.59
2	Hadessah Austin	FR-1	Southern Indiana	9:40.99
3	Lauren Bettencourt	JR-3	Louisville	9:41.19
4	Temi Ariyo		Unattached	9:42.37
5	Maddie Scheier	SO-2	Miami (Fla.)	9:43.49
6	Sandra Maiyo	SO-2	Mid. Tenn. State	9:46.17

PL	NAME	YEAR	TEAM	TIME
7	Haley Meade	SO-2	Louisville	9:46.59
8	Brooke Stromsland	SR-4	Belmont	9:48.62
9	Abigail Horevay	JR-3	Lipscomb	9:49.29
10	Brooke Lahee	SO-2	Louisville	9:55.32
11	Destiny Berryman	FR-1	Marshall	9:56.95
12	Zoe Seward	SO-2	Southern Indiana	10:03.49
13	Ellie Hall	JR-3	Southern Indiana	10:07.43
14	Delaney Stephens	SO-2	South Florida	10:08.05
16	Elke Wijkmans	SR-4	Cumberlands	10:12.58
18	Mary Beth Bailey	JR-3	Arkansas State	10:25.95
19	Taylor White	SR-4	Bellarmino	10:28.09
23	Ellie Maurer	JR-3	Louisville	10:34.36
29	Jalyssa Smith	SR-4	Memphis	10:57.61
	Maddie Seaby	SO-2	Louisville	DNF

Women's 3,000m Run Division 1 Section 2

PL	NAME	YEAR	TEAM	TIME
15	Maddie Haldiman	SO-2	Arkansas State	10:11.21
17	Ellie Hosaflook	FR-1	Marshall	10:16.11
20	Reese Settle	FR-1	Tennessee-Martin	10:29.49
21	Julie Duedahl	FR-1	Cumberlands	10:29.92
22	Audrey Shelton	SO-2	Louisville	10:33.48
24	Megan John	SR-4	Louisville	10:36.09
25	Anna Hunter	JR-3	Arkansas State	10:38.24
26	Hannah McLaughlin	SR-4	Arkansas State	10:39.63
27	Abby Taylor	JR-3	Morehead State	10:44.50
28	Justice Pohlman-Singleton	SR-4	Bellarmino	10:50.58
30	Alexis Hale	FR-1	Vincennes	11:17.57
31	Chloe West	JR-3	Cumberlands	11:17.60

PL	NAME	YEAR	TEAM	TIME
32	Gabrielle Brown	JR-3	Tennessee-Martin	11:18.00
33	Anslee Crosby	FR-1	Cumberlands	11:20.65
34	Christiana Britian	JR-3	Morehead State	11:20.72
35	Megan Bush	SR-4	Morehead State	11:35.95
36	Erin Lockett	SR-4	Bellarmino	11:37.88
37	Alexa Rumpf	FR-1	Cumberland (Tenn.)	12:11.48
38	Allie Black	FR-1	Vincennes	12:27.67

Women's 3,000m Run Division 2



Top↑

PL	NAME	YEAR	TEAM	TIME
1	Bieke Schipperen	JR-3	Florida State	9:08.36
2	Brooke Mullins	SR-4	Florida State	9:16.06
3	Elizabeth Barlow	SR-4	Florida State	9:16.64
4	Faith Nyathi	JR-3	Mid. Tenn. State	9:22.62
5	Liza Corso	JR-3	Lipscomb	9:22.96
6	Emily Brown	SR-4	Florida State	9:31.65
7	Odilia Jepchumba	SO-2	Mid. Tenn. State	9:33.30
8	Ellie Brewer	JR-3	Lipscomb	9:43.39
9	Sharon Jemeli	FR-1	Cumberlands	9:46.05 * *
10	Brooke Garter	SR-4	Belmont	9:50.73
11	Maja Dzialoszewska	JR-3	Arkansas State	10:11.71
	Khadija Ennasri	SO-2	Eastern Kentucky	DNF
	Karin Gosek	FR-1	Eastern Kentucky	DNF

Women's 5000 Meters

Top↑

PL	NAME	YEAR	TEAM	TIME
1	Lucy Thornton	SR-4	Eastern Kentucky	17:28.59
2	Clara Barbosa	FR-1	Eastern Kentucky	17:30.16
3	Clara Crain	SO-2	Belmont	17:30.90

PL	NAME	YEAR	TEAM	TIME
4	Christy Shank	JR-3	Campbellsville	17:35.57  *
5	Ava Povich	SO-2	Florida State	17:35.70
6	Jalynn Browning	JR-3	Marshall	17:56.64
7	Nancy Maiyo	SO-2	Mid. Tenn. State	17:57.77
8	Ashley Doyle	SR-4	Austin Peay	18:11.51
9	Ann Marie Braese	JR-3	Memphis	18:15.10
10	Asha Bora	JR-3	Marshall	18:16.74
11	Katie Winkler	SR-4	Southern Indiana	18:19.10
12	Brittany Arnold	FR-1	Northern Kentucky	18:24.54
13	Sara Livingston	SO-2	Southern Indiana	18:25.64
14	Patricia Sexton	SR-4	Bellarmine	18:33.40
15	Hannah Ellis	SR-4	Bellarmine	18:34.25
16	Danielle Mudd	FR-1	Tennessee-Martin	18:43.62
17	MICHELLE MURRAY		Unattached	18:50.82
18	Ivanna Hargis	JR-3	Arkansas State	19:09.69
19	Nina Daman	SR-4	Campbellsville	19:17.64 
20	Lauren Crissinger	FR-1	Cumberland (Tenn.)	19:22.92
21	Victoria Holliday	Senior	University of Kentucky Club	19:24.62
22	Amber Fusner	FR-1	Southern Indiana	19:32.20
	Micah Peals	JR-3	Southern Indiana	DNF
	Maelyn Barker		Unattached	DNF

Women's 60 Hurdles Finals

Top↑

PL	NAME	YEAR	TEAM	TIME
1	Kiya Pogue	JR-3	Indiana Tech	8.30 * *
2	Tyra Thomas	SR-4	South Florida	8.31
3	Doris Quainoo	JR-3	South Florida	8.39
4	Brittney Jennings	FR-1	Miami (Fla.)	8.41
5	Tyra Nabors	SR-4	Arkansas State	8.44

PL	NAME	YEAR	TEAM	TIME
6	Ivory Davis	SR-4	Memphis	8.52
7	Hannah Wright	JR-3	Lipscomb	8.64
8	Madeline Abega	SR-4	South Florida	8.69

Women's 60 Hurdles Preliminaries

Top↑

PL	NAME	YEAR	TEAM	TIME
1	Tyra Thomas	SR-4	South Florida	8.32
2	Kiya Pogue	JR-3	Indiana Tech	8.43 * *
3	Ivory Davis	SR-4	Memphis	8.46
4	Brittney Jennings	FR-1	Miami (Fla.)	8.47
5	Doris Quainoo	JR-3	South Florida	8.50
6	Tyra Nabors	SR-4	Arkansas State	8.50
7	Hannah Wright	JR-3	Lipscomb	8.58
8	Madeline Abega	SR-4	South Florida	8.64
9	Gianna Hansen	SO-2	South Florida	8.65
10	Mi'Asia Bergmann	SR-4	Memphis	8.66
11	Alayezia Williams	FR-1	Marshall	8.73
12	Morgan Roundtree	FR-1	Miami (Fla.)	8.78
13	Makiyah Allen	JR-3	Campbellsville	8.81 🇺🇸 *
14	Tamia Waters	SO-2	Mid. Tenn. State	8.81
15	Aiyah Siggers	FR-1	Lipscomb	8.81
16	Isabel Urrutia Lemus	FR-1	Lindsey Wilson	8.84 *
17	Essence Burbridge	SO-2	Miami (Fla.)	8.90
18	Lara Check	JR-3	Marshall	8.90
19	Takiyah Ferguson	FR-1	Florida State	8.93
20	Azure Travis	FR-1	Marshall	9.00
21	Ivy Teachey	SO-2	Alabama-Huntsville	9.05
22	Ashanti Slaughter	FR-1	Alabama-Huntsville	9.07
23	Myah Boze	FR-1	Marshall	9.11

PL	NAME	YEAR	TEAM	TIME
24	Chelsea Whitehurst	SO-2	Alabama A&M	9.12
25	Kayla Rorie	FR-1	Indiana Tech	9.13
26	Megan Zahnow	FR-1	Wayne State (Mich.)	9.19
27	Ajanae Cressey	SR-4	Alabama A&M	9.21
28	Keira Antoni	FR-1	Louisville	9.23
29	Sierra Kendall	JR-3	Northern Kentucky	9.25
30	Makenzie Wellner	SR-4	Wayne State (Mich.)	9.31
31	Anna Barr	FR-1	Belmont	9.54
32	Meg Wiginton	FR-1	Tennessee-Martin	9.70
33	Alliyah Thomas	SO-2	Brescia	10.19
34	JaDerrika Welch	JR-3	Tennessee-Martin	10.58
	Isabella Lehtinen	FR-1	Cumberland (Tenn.)	DNS

Women's 60 Hurdles Preliminaries Heat 1

PL	NAME	YEAR	TEAM	TIME
22	Ashanti Slaughter	FR-1	Alabama-Huntsville	9.07
25	Kayla Rorie	FR-1	Indiana Tech	9.13
27	Ajanae Cressey	SR-4	Alabama A&M	9.21
31	Anna Barr	FR-1	Belmont	9.54
32	Meg Wiginton	FR-1	Tennessee-Martin	9.70
33	Alliyah Thomas	SO-2	Brescia	10.19
34	JaDerrika Welch	JR-3	Tennessee-Martin	10.58

Women's 60 Hurdles Preliminaries Heat 2

PL	NAME	YEAR	TEAM	TIME
20	Azure Travis	FR-1	Marshall	9.00
23	Myah Boze	FR-1	Marshall	9.11
24	Chelsea Whitehurst	SO-2	Alabama A&M	9.12
26	Megan Zahnow	FR-1	Wayne State (Mich.)	9.19
28	Keira Antoni	FR-1	Louisville	9.23

PL	NAME	YEAR	TEAM	TIME
29	Sierra Kendall	JR-3	Northern Kentucky	9.25
30	Makenzie Wellner	SR-4	Wayne State (Mich.)	9.31

Women's 60 Hurdles Preliminaries Heat 3

PL	NAME	YEAR	TEAM	TIME
12	Morgan Roundtree	FR-1	Miami (Fla.)	8.78
13	Makiyah Allen	JR-3	Campbellsville	8.81  *
16	Isabel Urrutia Lemus	FR-1	Lindsey Wilson	8.84 *
18	Lara Check	JR-3	Marshall	8.90
21	Ivy Teachey	SO-2	Alabama-Huntsville	9.05
	Isabella Lehtinen	FR-1	Cumberland (Tenn.)	DNS

Women's 60 Hurdles Preliminaries Heat 4

PL	NAME	YEAR	TEAM	TIME
7	Hannah Wright	JR-3	Lipscomb	8.58
9	Gianna Hansen	SO-2	South Florida	8.65
10	Mi'Asia Bergmann	SR-4	Memphis	8.66
11	Alayezia Williams	FR-1	Marshall	8.73
15	Aiyah Siggers	FR-1	Lipscomb	8.81
17	Essence Burbridge	SO-2	Miami (Fla.)	8.90
19	Takiyah Ferguson	FR-1	Florida State	8.93

Women's 60 Hurdles Preliminaries Heat 5

PL	NAME	YEAR	TEAM	TIME
1	Tyra Thomas	SR-4	South Florida	8.32
2	Kiya Pogue	JR-3	Indiana Tech	8.43 * *
3	Ivory Davis	SR-4	Memphis	8.46
4	Brittney Jennings	FR-1	Miami (Fla.)	8.47
5	Doris Quainoo	JR-3	South Florida	8.50
6	Tyra Nabors	SR-4	Arkansas State	8.50

PL	NAME	YEAR	TEAM	TIME
8	Madeline Abega	SR-4	South Florida	8.64
14	Tamia Waters	SO-2	Mid. Tenn. State	8.81

Women's 4 x 400 Relay

Top↑

PL	TEAM	SQUAD	ATHLETES	TIME
1	Miami (Fla.)	A	Iyonna Codd, Gabriella Grissom, Sanaa Hebron, Janay Moorer	3:34.21
2	Florida State	A	Kaelyaah Liburd, Tyra Wilson, Alyia Green, Jaden Francis	3:35.30
3	South Florida	A	Shaniya Benjamin, Malaysia Johnson, Terren Peterson, Amenda Saint-Louis	3:39.47
4	Mid. Tenn. State	A	Bridgett Annan, Leonie Beu, Courtney Green, Tamia Waters	3:45.05
5	Austin Peay	A	Trinity Bracey, Mia McGee, Taylin Segree, Busiwa Asinga	3:46.07
6	Louisville	A	Ruby Nwosu, Sophia Day, Kiyah Yeast, Jalasia Lewis	3:46.47
7	South Florida	B	Madeline Abega, Tristen Evatt, Nischa King	3:47.82
8	Alabama-Huntsville	A	Jordyn Dortch, Amiah Murry, Summer Sutherlin, Aniya Johnson	3:48.67 +
9	Louisville Track Club	A	Lily Harper, Jade Hartlage, Jordin Noah, Clara Warrick	3:49.18
10	Wayne State (Mich.)	A	Elyse Miller, Avery Wilson, Makenzie Wellner, Renae Kutcha	3:49.98 +
11	Belmont	A	Jennifer Mims, Devin Moore, Emory Moore, Sophia Harvey	3:50.99
12	Marshall	A	Brynn Mckeever, Azure Travis, Nyah Harrison, Myah Boze	3:51.51
13	Northern Kentucky	A	Joi Bradley, Cameron Bitterman, Olivia Kennedy, Sierra Kendall	3:53.66
14	Lindsey Wilson	A	Hannah Reid, Kayly Guthrie, Ta'Shya Cramer, Anna Grasse	3:53.93 * *
15	Lipscomb	A	Jaden Mathews, Bethany Wright, Hannah Wright, Makayla Watson	3:54.89
16	Austin Peay	B	Alijanae Cole, Shaniya Davis, Taylah Upshaw, Alexis Arnett	3:55.24
17	Indiana Tech	A	Aaliyah Frederick, Alina LaForest, Cale Sanders, Tamia Taylor	3:57.25 *

PL	TEAM	SQUAD	ATHLETES	TIME
18	Bellarmine	A	Raven Payne, Jansen Story, Annie Somwe, Gabrielle Fomby	3:57.96
19	Tennessee-Martin	A	Janay Chapman, Eliana Oquendo, Morgan Mitchell, Rita Eimer	3:58.95
20	Marshall	B	Haleigh Crum, Bay'Andria Hodges, Lara Check, Emma Henry	4:02.62
21	Alabama-Huntsville	B	Deja Hines, Grace Hampel, Ashanti Slaughter, Ivy Teachey	4:03.36
22	Indiana Tech	B	Abigail Plezia, Junae Bennett, Skotti Ball-Duley, McKenna Palmer	4:09.55
23	Lipscomb	B	Anna Richardson, Aiyah Siggers, Lucy Litwin, Regan Watts	4:10.60

Women's 4 x 400 Relay Section 1

PL	TEAM	ATHLETES	TIME
1	Miami (Fla.)	Codd, Grissom, Hebron, Moorer	3:34.21
2	Florida State	Liburd, Wilson, Green, Francis	3:35.30
3	South Florida	Benjamin, Johnson, Peterson, Saint-Louis	3:39.47
23	Lipscomb	Richardson, Siggers, Litwin, Watts	4:10.60

Women's 4 x 400 Relay Section 2

PL	TEAM	ATHLETES	TIME
6	Louisville	Nwosu, Day, Yeast, Lewis	3:46.47
11	Belmont	Mims, Moore, Moore, Harvey	3:50.99
14	Lindsey Wilson	Reid, Guthrie, Cramer, Grasse	3:53.93 * *
21	Alabama-Huntsville	Hines, Hampel, Slaughter, Teachey	4:03.36

Women's 4 x 400 Relay Section 3

PL	TEAM	ATHLETES	TIME
12	Marshall	Mckeever, Travis, Harrison, Boze	3:51.51
13	Northern Kentucky	Bradley, Bitterman, Kennedy, Kendall	3:53.66
18	Bellarmine	Payne, Story, Somwe, Fomby	3:57.96
19	Tennessee-Martin	Chapman, Oquendo, Mitchell, Eimer	3:58.95

Women's 4 x 400 Relay Section 4

PL	TEAM	ATHLETES	TIME
4	Mid. Tenn. State	Annan, Beu, Green, Waters	3:45.05
5	Austin Peay	Bracey, McGee, Segree, Asinga	3:46.07
9	Louisville Track Club	Harper, Hartlage, Noah, Warrick	3:49.18
15	Lipscomb	Mathews, Wright, Wright, Watson	3:54.89
17	Indiana Tech	Frederick, LaForest, Sanders, Taylor	3:57.25 *

Women's 4 x 400 Relay Section 5

PL	TEAM	ATHLETES	TIME
7	South Florida	Abega, Evatt, King	3:47.82
8	Alabama-Huntsville	Dortch, Murry, Sutherlin, Johnson	3:48.67 +
10	Wayne State (Mich.)	Miller, Wilson, Wellner, Kutcha	3:49.98 +

Women's 4 x 400 Relay Section 6

PL	TEAM	ATHLETES	TIME
16	Austin Peay	Cole, Davis, Upshaw, Arnett	3:55.24
20	Marshall	Crum, Hodges, Check, Henry	4:02.62
22	Indiana Tech	Plezia, Bennett, Ball-Duley, Palmer	4:09.55

Women's Distance Medley Relay

Top↑

PL	TEAM	SQUAD	ATHLETES	TIME
1	Florida State	A	Suus Altorf, Kaelyaah Liburd, Brooke Mullins, Bieke Schipperen	10:57.00
2	Louisville	A	Lucinda Rourke, Sophia Day, Julia Schmitt, Layla Roebke	11:32.46
3	Wayne State (Mich.)	A	Taylor Hopkins, Elyse Miller, Rachel Felstow, Emily Gordon	12:01.97
4	Bellarmino	A	Ginger Atzinger, Sophia Opalka, Molly Moore, Katie Schweigardt	13:25.84
5	Brescia	A	Mia Grosshans, Alliyah Thomas, Faith Mpassy, Mallory Wilson	13:49.63
	Florida State	B	Nicole Dinan, Avery Cahoon, Jaden Francis, Emily Brown	DNF

Women's High Jump Division 2

Top↑

PL	NAME	YEAR	TEAM	MARK	CONV
1	Helga Sigurjonsdottir	SR-4	Miami (Fla.)	1.82m	5' 11.5"
	1.70 O	1.74 O	1.78 XO	1.82 XXO	1.85 XXX
2	Amaya Ugarte	SR-4	Ohio State	1.78m	5' 10"
	1.65 O	1.70 O	1.74 O	1.78 O	1.82 XXX
3	Kaylee Diamond	JR-3	Grand Valley St.	1.78m +	5' 10"
	1.65 XO	1.70 O	1.74 O	1.78 O	1.82 XXX
4	Soledad Jean	SR-4	Louisville	1.78m	5' 10"
	1.70 XXO	1.74 O	1.78 XO	1.82 XXX	
5	Julia Pohl	SR-4	Northern Kentucky	1.65m	5' 5"
	1.60 XXO	1.65 O	1.70 XXX		
6	Rosemond Owusu	FR-1	Lindsey Wilson	1.65m *	5' 5"
	1.60 O	1.65 XO	1.70 XXX		
7	Korin Whitcomb	JR-3	Michigan State	1.65m	5' 5"
	1.60 XO	1.65 XO	1.70 XXX		
8	Paisley Hight	FR-1	Miami (Fla.)	1.65m	5' 5"
	1.60 O	1.65 XXO	1.70 XXX		
8	McKenna Prouty	SR-4	Belmont	1.65m	5' 5"
	1.60 O	1.65 XXO	1.70 XXX		
8	Isabelle Aalders	FR-1	Cumberland (Tenn.)	1.65m *	5' 5"
	1.60 O	1.65 XXO	1.70 XXX		
11	Aniya Johnson	SO-2	Alabama-Huntsville	1.60m	5' 3"
	1.60 O	1.65 XXX			
	Olivia Findlay	FR-1	Wayne State (Mich.)	NH	NH
	1.60 XXX				

PL	NAME	YEAR	TEAM	MARK	CONV
1	Alycia Rivera	SR-4	Marshall	1.60m	5' 3"
	1.55 XXO	1.60 XXO	1.65 XXX		
2	Lara Check	JR-3	Marshall	1.55m	5' 1"
	1.55 O				
2	Elicia Wood	JR-3	Marshall	1.55m	5' 1"
	1.55 O	1.60 XXX			
2	Ajanae Cressey	SR-4	Alabama A&M	1.55m	5' 1"
	1.55 O	1.60 XXX			
2	Kenniqua Grate	FR-1	Campbellsville	1.55m	5' 1"
	1.50 O	1.55 O	1.60 XXX		
6	Ashley Guadamuz	SR-4	Arkansas State	1.55m	5' 1"
	1.50 XO	1.55 XO	1.60 XXX		
7	Jordyn Cardwell	SR-4	Brescia	1.55m	5' 1"
	1.50 XXO	1.55 XO	1.60 XXX		
8	Myra Eriksson	JR-3	Austin Peay	1.55m	5' 1"
	1.50 XO	1.55 XXO	1.60 XXX		
9	Leesa Mutandwa	JR-3	Cumberland (Tenn.)	1.50m	4' 11"
	1.50 O	1.55 XXX			
10	Caroline Hooper	FR-1	Eastern Kentucky	1.50m	4' 11"
	1.50 XO	1.55 XXX			
10	Ella Webb	FR-1	Mid. Tenn. State	1.50m	4' 11"
	1.50 XO	1.55 XXX			
	Ja'Kyah Montgomery	FR-1	Austin Peay	NH	NH
	1.50 XXX				
	Nischa King	SO-2	South Florida	NH	NH

PL	NAME	YEAR	TEAM	MARK	CONV
	1.50 XXX				
	Emma Harwick	SO-2	Bellarmino	NH	NH
	1.50 XXX				
	Mikhiya Jones	SO-2	Campbellsville	NH	NH
	1.50 XXX				

Women's Pole Vault Division 2

Top↑

PL	NAME	YEAR	TEAM	MARK	CONV					
1	Natalie Lark	SR-4	Louisville	4.47m	14' 8"					
	3.77 PPP	3.92 PPP	4.07 O	4.22 O	4.32 O	4.42 O	4.47 O	4.51 XXX		
2	Kenzie Beukes		Unattached	4.22m	13' 10"					
	3.77 PPP	3.92 PPP	4.07 PPP	4.22 O	4.32 XXX					
3	Ashley Callahan		Unattached	4.22m	13' 10"					
	3.77 PPP	3.92 PPP	4.07 XO	4.22 XO	4.32 XXX					
4	Sophia Mettes	JR-3	Michigan State	4.07m	13' 4.25"					
	3.77 PPP	3.92 XO	4.07 O	4.22 XXX						
5	Iliana Triantafyllou	FR-1	Louisville	3.92m	12' 10.25"					
	3.77 PPP	3.92 O	4.07 XXX							
6	Lydia Stuart	SO-2	Louisville	3.92m	12' 10.25"					
	3.77 O	3.92 XO	4.07 XXX							
7	Payton Serraglio	SO-2	Miami (Fla.)	3.77m	12' 4.5"					
	3.77 XO	3.92 XXX								
	Kristen Leland		Unattached	NH	NH					
	4.22 XXX									
	Paris Bond	SR-4	Louisville	DNS	NH					
	Viviana Quintana		Unattached	DNS	NH					

PL	NAME	YEAR	TEAM	MARK	CONV
	Jessica Mercier		Unattached	DNS	NH

Women's Pole Vault Division 1

Top↑

PL	NAME	YEAR	TEAM	MARK	CONV		
1	Brooke Bowers	FR-1	Grand Valley St.	4.07m +	13' 4.25"		
	3.32 PPP	3.47 PPP	3.62 PPP	3.77 XO	3.92 O	4.07 XXO	4.22 XXX
2	Ella Dolce	SR-4	South Florida	3.92m	12' 10.25"		
	3.32 PPP	3.47 PPP	3.62 XO	3.77 O	3.92 O	4.07 XXX	
3	Joycelyn Crum	SO-2	Memphis	3.62m	11' 10.5"		
	3.32 PPP	3.47 PPP	3.62 XO	3.77 XXX			
4	Madeline Dutz	SO-2	South Florida	3.47m	11' 4.5"		
	3.32 PPP	3.47 O	3.62 XXX				
5	Nicola van der Merwe	SR-4	Belmont	3.32m	10' 10.75"		
	3.32 O	3.47 XXX					
6	McKenna Hall	SO-2	Arkansas State	3.32m	10' 10.75"		
	3.32 XO	3.47 XXX					
	Myra Eriksson	JR-3	Austin Peay	NH	NH		
	3.32 XXX						
	Abbie Lloyd	FR-1	Tennessee-Martin	NH	NH		
	3.32 XXX						
	Audrey Wuerffel	SR-4	South Florida	NH	NH		
	3.47 XXX						
	Ella Galloway	FR-1	South Florida	NH	NH		
	3.62 XXX						
	Sophia Do Amaral Salvi	SO-2	Vincennes	DNS	NH		
	0' 0"						

Women's Long Jump Division 1

Top↑

PL	NAME	YEAR	TEAM	MARK	CONV	
1	Nischa King	SO-2	South Florida	5.90m	19' 4.25"	
	5.50	5.67	5.73	5.56	5.78	5.90
2	Laura Odivwri	SO-2	Mid. Tenn. State	5.62m	18' 5.25"	
	FOUL	5.60	FOUL	5.62	5.28	5.40
3	Xarya Udoumana	FR-1	Mid. Tenn. State	5.54m	18' 2.25"	
	5.54	5.45	5.52	FOUL	5.50	5.30
4	Chelsea Mitchell	SR-4	Belmont	5.53m	18' 1.75"	
	FOUL	5.42	5.43	FOUL	5.53	FOUL
5	Sharvari Parulekar	JR-3	Louisville	5.52m	18' 1.5"	
	FOUL	5.50	5.34	FOUL	5.21	5.52
6	Tristen Evatt	FR-1	South Florida	5.52m	18' 1.5"	
	FOUL	FOUL	5.52	5.35	FOUL	5.38
7	Mara Pearson	FR-1	Marshall	5.51m	18' 1"	
	5.15	5.51	5.16	FOUL	FOUL	FOUL
8	Amber Jamison	JR-3	Alabama A&M	5.47m	17' 11.5"	
	FOUL	5.35	5.47	5.14	5.39	5.01
9	Desiree Cameron Wilson	JR-3	Mid. Tenn. State	5.41m	17' 9"	
	5.41	5.07	4.93	5.00	FOUL	FOUL
10	Jordyn Cardwell	SR-4	Brescia	5.40m	17' 8.75"	
	5.25	5.40	FOUL			
11	Jade Hartlage		Louisville Track Club	5.35m	17' 6.75"	
	5.08	5.08	5.35			
12	Me'Kiyah Earnest	FR-1	Arkansas State	5.28m	17' 4"	
	5.10	FOUL	5.28			

PL	NAME	YEAR	TEAM	MARK	CONV
13	Lucy Litwin	JR-3	Lipscomb	5.24m	17' 2.25"
	5.24	5.11	5.18		
14	Ameila Svidal	SO-2	Bellarmino	5.20m	17' 0.75"
	5.09	5.20	4.85		
15	Genesis Surlin	FR-1	Memphis	5.11m	16' 9.25"
	FOUL	4.92	5.11		
16	Holly Henderson	JR-3	Tennessee-Martin	5.09m	16' 8.5"
	5.07	FOUL	5.09		
17	Kayla Jackson	JR-3	Tennessee-Martin	5.09m	16' 8.5"
	4.80	5.09	5.02		
18	Annie Somwe	SO-2	Bellarmino	5.07m	16' 7.75"
	4.97	5.07	5.01		
19	Dasia Garland	SO-2	Campbellsville	5.00m	16' 5"
	5.00	4.78	4.68		
20	Alana Coleman	FR-1	Alabama-Huntsville	4.99m	16' 4.5"
	4.52	4.59	4.99		
21	Destiny Barnes	SO-2	Lindsey Wilson	4.99m	16' 4.5"
	4.49	4.13	4.99		
22	Charm Rone	SO-2	Lindsey Wilson	4.90m	16' 1"
	4.90	FOUL	FOUL		
23	Eliana Oquendo	FR-1	Tennessee-Martin	4.81m	15' 9.5"
	4.77	FOUL	4.81		
24	Denim Goddard	FR-1	Austin Peay	4.77m	15' 7.75"
	FOUL	FOUL	4.77		
25	Ginger Hayden	SO-2	Morehead State	4.68m	15' 4.25"

PL	NAME	YEAR	TEAM	MARK	CONV
	FOUL 4.68 FOUL				
26	Kyla Rohling	FR-1	Alabama-Huntsville	4.53m	14' 10.5"
	FOUL FOUL 4.53				
27	Gabrielle Miller	SO-2	Austin Peay	3.66m	12' 0.25"
	FOUL 3.66				
	Kennedy Mitchell	FR-1	Lipscomb	ND	NM
	FOUL FOUL FOUL				
	Haleigh Crum	FR-1	Marshall	ND	NM
	FOUL FOUL FOUL				
	Emmani Roberts	FR-1	Austin Peay	ND	NM
	FOUL FOUL FOUL				
	Brandi Echols	JR-3	Arkansas State	DNS	NM
	Maya Follmer	SO-2	Louisville	DNS	NM
	Jenna Capolupo		Unattached	DNS	NM

Women's Long Jump Division 1 Flight 1

PL	NAME	YEAR	TEAM	MARK
5	Sharvari Parulekar	JR-3	Louisville	5.52m
6	Tristen Evatt	FR-1	South Florida	5.52m
9	Desiree Cameron Wilson	JR-3	Mid. Tenn. State	5.41m
12	Me'Kiyah Earnest	FR-1	Arkansas State	5.28m
15	Genesis Surlin	FR-1	Memphis	5.11m
17	Kayla Jackson	JR-3	Tennessee-Martin	5.09m
18	Annie Somwe	SO-2	Bellarmine	5.07m
19	Dasia Garland	SO-2	Campbellsville	5.00m 
20	Alana Coleman	FR-1	Alabama-Huntsville	4.99m
21	Destiny Barnes	SO-2	Lindsey Wilson	4.99m
23	Eliana Oquendo	FR-1	Tennessee-Martin	4.81m

PL	NAME	YEAR	TEAM	MARK
25	Ginger Hayden	SO-2	Morehead State	4.68m
26	Kyla Rohling	FR-1	Alabama-Huntsville	4.53m
27	Gabrielle Miller	SO-2	Austin Peay	3.66m
	Emmani Roberts	FR-1	Austin Peay	ND
	Kennedy Mitchell	FR-1	Lipscomb	ND
	Brandi Echols	JR-3	Arkansas State	DNS

Women's Long Jump Division 1 Flight 2

PL	NAME	YEAR	TEAM	MARK
1	Nischa King	SO-2	South Florida	5.90m
2	Laura Odivwri	SO-2	Mid. Tenn. State	5.62m
3	Xarya Udoumana	FR-1	Mid. Tenn. State	5.54m
4	Chelsea Mitchell	SR-4	Belmont	5.53m
7	Mara Pearson	FR-1	Marshall	5.51m
8	Amber Jamison	JR-3	Alabama A&M	5.47m
10	Jordyn Cardwell	SR-4	Brescia	5.40m
11	Jade Hartlage		Louisville Track Club	5.35m
13	Lucy Litwin	JR-3	Lipscomb	5.24m
14	Ameila Svidal	SO-2	Bellarmine	5.20m
16	Holly Henderson	JR-3	Tennessee-Martin	5.09m
22	Charm Rone	SO-2	Lindsey Wilson	4.90m
24	Denim Goddard	FR-1	Austin Peay	4.77m
	Haleigh Crum	FR-1	Marshall	ND
	Maya Follmer	SO-2	Louisville	DNS
	Jenna Capolupo		Unattached	DNS

Women's Long Jump Division 3

Top↑

PL	NAME	YEAR	TEAM	MARK	CONV	
1	Synclair Savage	SR-4	Louisville	6.26m	20' 6.5"	
	6.02	FOUL	FOUL	6.26	6.26	FOUL

PL	NAME	YEAR	TEAM	MARK	CONV	
2	Aislinn McElhaney		Unattached	6.10m	20' 0.25"	
	FOUL	6.08	6.10	6.04	5.95	5.57
3	Sophia Day	SO-2	Louisville	6.06m	19' 10.75"	
	5.78	FOUL	5.82	6.06	6.01	FOUL
4	Lara Check	JR-3	Marshall	6.04m	19' 9.75"	
	5.59	5.81	5.81	5.85	6.04	5.91
5	Azharia Jones	FR-1	Florida State	5.95m	19' 6.25"	
	5.53	5.60	5.39	5.95	FOUL	5.68
6	Elissa Perkins	SO-2	Wisconsin	5.73m	18' 9.75"	
	5.66	FOUL	5.73	FOUL	FOUL	5.60
7	Me'Yaune Peoples	FR-1	Florida State	5.64m	18' 6"	
	5.64	FOUL	FOUL	FOUL	FOUL	FOUL
8	Viktoria Rusnakova	SO-2	Mid. Tenn. State	5.63m	18' 5.75"	
	5.52	5.63	FOUL	5.59	5.55	FOUL
9	Juliana Balon	FR-1	Miami (Fla.)	5.61m	18' 5"	
	5.37	5.59	3.64	FOUL	5.55	5.61
10	Miahna Harden	SR-4	Alabama A&M	5.54m	18' 2.25"	
	5.28	5.51	5.54			
11	Shereese Cutler		Unattached	5.47m	17' 11.5"	
	FOUL	FOUL	5.47			
12	Jaden Mathews	SR-4	Lipscomb	5.34m	17' 6.25"	
	5.34	5.29	5.04			
13	Jadlyn Debardlabon	SO-2	Alabama-Huntsville	5.21m	17' 1.25"	
	5.21	5.21	5.07			
	Shaniya Benjamin	SR-4	South Florida	NM	NM	
	PASS	PASS	PASS			

PL	NAME	YEAR	TEAM	MARK	CONV	
1	Mylana Hearn		Unattached	12.90m	42' 4"	
	12.73	12.80	FOUL	12.50	FOUL	12.90
2	Christina Warren	SR-4	Miami (Fla.)	12.68m	41' 7.25"	
	FOUL	FOUL	12.68	12.52	11.49	12.32
3	Kayla Pinkard	JR-3	Florida State	12.48m	40' 11.5"	
	11.79	12.26	11.86	12.26	12.26	12.48
4	Jovana Micic	FR-1	Miami (Fla.)	12.40m	40' 8.25"	
	11.67	12.40	FOUL	12.24	11.89	FOUL
5	Leila Barmore	JR-3	Michigan State	12.24m	40' 2"	
	11.97	12.24	PASS	PASS	PASS	PASS
6	Sophia Day	SO-2	Louisville	12.07m	39' 7.25"	
	11.99	12.00	12.07	11.99	FOUL	FOUL
7	Rachel Darden	SR-4	Louisville	12.02m	39' 5.25"	
	FOUL	12.02	FOUL	FOUL	11.87	FOUL
8	Laura Odivwri	SO-2	Mid. Tenn. State	12.00m	39' 4.5"	
	11.58	12.00	11.68	11.41	FOUL	11.37
9	Mimansa Dahiya	JR-3	South Florida	11.96m	39' 3"	
	11.94	FOUL	11.67	11.89	11.96	FOUL
10	Imani Ogunribido	SO-2	Illinois Wesleyan	11.93m	39' 1.75"	
	11.93	11.73	FOUL			
11	Oluwadara Soremi	FR-1	Florida State	11.92m	39' 1.25"	
	FOUL	11.62	11.92			
12	Matilde Tejos	FR-1	Miami (Fla.)	11.85m	38' 10.5"	
	FOUL	11.85	FOUL			
13	Tianna Moseley	JR-3	Memphis	11.79m	38' 8.25"	
	FOUL	FOUL	11.79			
14	Viktoria Rusnakova	SO-2	Mid. Tenn. State	11.73m	38' 6"	
	11.54	11.61	11.73			

PL	NAME	YEAR	TEAM	MARK	CONV
15	Elissa Perkins	SO-2	Wisconsin	11.72m	38' 5.5"
	11.72	FOUL	FOUL		
16	Amber Jamison	JR-3	Alabama A&M	11.63m	38' 2"
	11.34	FOUL	11.63		
17	Trinity Brown	FR-1	Memphis	11.42m	37' 5.75"
	FOUL	FOUL	11.42		
18	Ameila Svidal	SO-2	Bellarmino	11.38m	37' 4"
	11.26	FOUL	11.38		
19	Destiny Barnes	SO-2	Lindsey Wilson	11.11m	36' 5.5"
	10.77	11.11	10.97		
20	Akira Coleman	FR-1	Alabama A&M	11.11m	36' 5.5"
	FOUL	FOUL	11.11		
21	Holly Henderson	JR-3	Tennessee-Martin	11.04m	36' 2.75"
	11.04	11.02	10.97		
22	Jordyn Cardwell	SR-4	Brescia	11.01m	36' 1.5"
	10.68	10.83	11.01		
23	Dasia Garland	SO-2	Campbellsville	10.98m	36' 0.25"
	FOUL	10.98	10.47		
24	Kayla Jackson	JR-3	Tennessee-Martin	10.82m	35' 6"
	10.82	10.62	10.65		
25	Denim Goddard	FR-1	Austin Peay	10.80m	35' 5.25"
	FOUL	10.80	10.54		
26	Ja'Kyah Montgomery	FR-1	Austin Peay	10.77m	35' 4"
	10.65	10.44	10.77		
27	Angel Johnson	FR-1	Lipscomb	10.70m	35' 1.25"
	FOUL	FOUL	10.70		
28	Rosemond Owusu	FR-1	Lindsey Wilson	10.67m	35' 0.25"
	10.65	10.54	10.67		

PL	NAME	YEAR	TEAM	MARK	CONV
29	Kyla Rohling	FR-1	Alabama-Huntsville	10.62m	34' 10.25"
	10.62	FOUL	10.57		
30	Alana Coleman	FR-1	Alabama-Huntsville	10.42m	34' 2.25"
	10.24	10.36	10.42		
31	Jadlyn Debardlabon	SO-2	Alabama-Huntsville	10.28m	33' 8.75"
	10.28	10.19	10.02		
32	Tia McGee	FR-1	Brescia	10.02m	32' 10.5"
	FOUL	FOUL	10.02		
	Kenniqua Grate	FR-1	Campbellsville	ND	NM
	FOUL	FOUL	FOUL		
	Anna Panenko	FR-1	Louisville	ND	NM
	FOUL	FOUL	FOUL		
	Me'Kiyah Earnest	FR-1	Arkansas State	ND	NM
	FOUL	FOUL	FOUL		
	Ryan Lewis	SO-2	South Florida	ND	NM
	FOUL	FOUL	FOUL		
	Amiah Murry	SO-2	Alabama-Huntsville	DNS	NM
	Madelyn Kocik	JR-3	Austin Peay	DNS	NM

Women's Triple Jump Flight 1

PL	NAME	YEAR	TEAM	MARK
19	Destiny Barnes	SO-2	Lindsey Wilson	11.11m
22	Jordyn Cardwell	SR-4	Brescia	11.01m
24	Kayla Jackson	JR-3	Tennessee-Martin	10.82m
25	Denim Goddard	FR-1	Austin Peay	10.80m
26	Ja'Kyah Montgomery	FR-1	Austin Peay	10.77m
27	Angel Johnson	FR-1	Lipscomb	10.70m

PL	NAME	YEAR	TEAM	MARK
28	Rosemond Owusu	FR-1	Lindsey Wilson	10.67m
29	Kyla Rohling	FR-1	Alabama-Huntsville	10.62m
30	Alana Coleman	FR-1	Alabama-Huntsville	10.42m
31	Jadlyn Debarlabon	SO-2	Alabama-Huntsville	10.28m
32	Tia McGee	FR-1	Brescia	10.02m
	Kenniqua Grate	FR-1	Campbellsville	ND

Women's Triple Jump Flight 2

PL	NAME	YEAR	TEAM	MARK
8	Laura Odivwri	SO-2	Mid. Tenn. State	12.00m
10	Imani Ogunribido	SO-2	Illinois Wesleyan	11.93m
11	Oluwadara Soremi	FR-1	Florida State	11.92m
13	Tianna Moseley	JR-3	Memphis	11.79m
16	Amber Jamison	JR-3	Alabama A&M	11.63m
17	Trinity Brown	FR-1	Memphis	11.42m
18	Ameila Svidal	SO-2	Bellarmine	11.38m
20	Akira Coleman	FR-1	Alabama A&M	11.11m
21	Holly Henderson	JR-3	Tennessee-Martin	11.04m
23	Dasia Garland	SO-2	Campbellsville	10.98m 🇫🇷
	Me'Kiyah Earnest	FR-1	Arkansas State	ND
	Amiah Murry	SO-2	Alabama-Huntsville	DNS
	Madelyn Kocik	JR-3	Austin Peay	DNS

Women's Triple Jump Flight 3

PL	NAME	YEAR	TEAM	MARK
1	Mylana Hearn		Unattached	12.90m
2	Christina Warren	SR-4	Miami (Fla.)	12.68m
3	Kayla Pinkard	JR-3	Florida State	12.48m
4	Jovana Micic	FR-1	Miami (Fla.)	12.40m
5	Leila Barmore	JR-3	Michigan State	12.24m

PL	NAME	YEAR	TEAM	MARK
6	Sophia Day	SO-2	Louisville	12.07m
7	Rachel Darden	SR-4	Louisville	12.02m
9	Mimansa Dahiya	JR-3	South Florida	11.96m
12	Matilde Tejos	FR-1	Miami (Fla.)	11.85m
14	Viktoria Rusnakova	SO-2	Mid. Tenn. State	11.73m
15	Elissa Perkins	SO-2	Wisconsin	11.72m
	Anna Panenko	FR-1	Louisville	ND
	Ryan Lewis	SO-2	South Florida	ND

Women's Shot Put

Top↑

PL	NAME	YEAR	TEAM	MARK	CONV	
1	Jayden Ulrich	SR-4	Louisville	18.40m	60' 4.5"	
	18.40	FOUL	16.87	FOUL	17.53	17.83
2	Adelaide Aquilla		Unattached	18.12m	59' 5.5"	
	17.40	18.12	16.58	FOUL	FOUL	17.94
3	Lacey Stringer	SR-4	Ohio State	16.53m	54' 2.75"	
	FOUL	15.10	FOUL	FOUL	16.53	16.04
4	Erika Beistle	JR-3	Grand Valley St.	16.22m +	53' 2.75"	
	16.22	FOUL	15.37	FOUL	FOUL	16.16
5	Erikka Hill	SR-4	Miami (Fla.)	15.32m	50' 3.25"	
	13.31	14.96	14.82	14.73	15.32	FOUL
6	Poorna Raorane	SR-4	Memphis	15.28m	50' 1.75"	
	15.02	14.46	FOUL	14.47	15.28	14.84
7	Logan Gray	SR-4	Belmont	14.85m	48' 8.75"	
	14.85	14.35	FOUL	FOUL	FOUL	FOUL
8	Mackenzie Bohrer	JR-3	Grand Valley St.	14.66m +	48' 1.25"	
	14.38	14.43	14.20	13.94	14.23	14.66
9	Morgan Hallett	FR-1	Ohio State	14.22m	46' 8"	
	13.51	FOUL	14.22	FOUL	FOUL	FOUL

PL	NAME	YEAR	TEAM	MARK	CONV
10	Rebekah Stucker	SR-4	Belmont	14.15m	46' 5.25"
	14.15	13.87	13.81		
11	Rebecca Merritt	SR-4	Marshall	14.14m	46' 4.75"
	14.14	13.31	13.46		
12	Zoe Vlk	SO-2	Cumberland (Tenn.)	13.63m *	44' 8.75"
	13.44	13.63	12.77		
13	Margaret Stevenson	SR-4	Grand Valley St.	13.52m	44' 4.25"
	FOUL	13.47	13.52		
14	Meghan Porterfield	FR-1	Memphis	13.34m	43' 9.25"
	FOUL	13.34	13.21		
15	Jazmyn James	JR-3	Memphis	13.30m	43' 7.75"
	FOUL	FOUL	13.30		
16	Kennedy Jackson	FR-1	Grand Valley St.	13.07m	42' 10.75"
	FOUL	11.99	13.07		
17	Markayla Moore	JR-3	Marshall	12.67m	41' 7"
	12.67	FOUL	FOUL		
18	A'cynthia Brown	FR-1	Alabama-Huntsville	12.32m	40' 5"
	FOUL	12.32	11.66		
19	Emma Tucker	JR-3	Austin Peay	12.00m	39' 4.5"
	12.00	FOUL	FOUL		
20	Chloe Peterson	FR-1	Austin Peay	10.89m	35' 8.75"
	10.05	10.89	FOUL		
21	Ashby Greenwell	SR-4	Brescia	10.77m	35' 4"
	10.77	9.65	10.14		
22	Sarah Tang	SO-2	Alabama-Huntsville	10.19m	33' 5.25"
	10.19	FOUL	FOUL		
23	Marcia Dejesus	SO-2	Austin Peay	10.12m	33' 2.5"
	10.05	7.77	10.12		

PL	NAME	YEAR	TEAM	MARK	CONV
24	Haden Wolfe	SO-2	Bellarmino	9.99m	32' 9.5"
	9.84	9.99	9.63		
25	Avery Koch	JR-3	Bellarmino	9.25m	30' 4.25"
	8.66	9.25	FOUL		
	Maggie Buerger	JR-3	Cumberlands	ND	NM
	FOUL	FOUL	FOUL		
	Layla Taylor	SO-2	Campbellsville	DNS	NM
	Kayla Barr	SO-2	Campbellsville	DNS	NM

Women's Shot Put Flight 1

PL	NAME	YEAR	TEAM	MARK
11	Rebecca Merritt	SR-4	Marshall	14.14m
12	Zoe Vlk	SO-2	Cumberland (Tenn.)	13.63m *
16	Kennedy Jackson	FR-1	Grand Valley St.	13.07m
17	Markayla Moore	JR-3	Marshall	12.67m
18	A'cynthia Brown	FR-1	Alabama-Huntsville	12.32m
19	Emma Tucker	JR-3	Austin Peay	12.00m
20	Chloe Peterson	FR-1	Austin Peay	10.89m
21	Ashby Greenwell	SR-4	Brescia	10.77m
22	Sarah Tang	SO-2	Alabama-Huntsville	10.19m
23	Marcia Dejesus	SO-2	Austin Peay	10.12m
24	Haden Wolfe	SO-2	Bellarmino	9.99m
25	Avery Koch	JR-3	Bellarmino	9.25m
	Maggie Buerger	JR-3	Cumberlands	ND
	Layla Taylor	SO-2	Campbellsville	DNS
	Kayla Barr	SO-2	Campbellsville	DNS

Women's Shot Put Flight 2

PL	NAME	YEAR	TEAM	MARK
1	Jayden Ulrich	SR-4	Louisville	18.40m
2	Adelaide Aquilla		Unattached	18.12m
3	Lacey Stringer	SR-4	Ohio State	16.53m
4	Erika Beistle	JR-3	Grand Valley St.	16.22m +
5	Erikka Hill	SR-4	Miami (Fla.)	15.32m
6	Poorna Raorane	SR-4	Memphis	15.28m
7	Logan Gray	SR-4	Belmont	14.85m
8	Mackenzie Bohrer	JR-3	Grand Valley St.	14.66m +
9	Morgan Hallett	FR-1	Ohio State	14.22m
10	Rebekah Stucker	SR-4	Belmont	14.15m
13	Margaret Stevenson	SR-4	Grand Valley St.	13.52m
14	Meghan Porterfield	FR-1	Memphis	13.34m
15	Jazmyn James	JR-3	Memphis	13.30m

Women's Weight Throw

Top↑

PL	NAME	YEAR	TEAM	MARK	CONV	
1	Logan Gray	SR-4	Belmont	19.67m	64' 6.5"	
	17.66	18.52	19.24	18.85	19.67	18.86
2	Jade Whitfield	SR-4	Louisville	19.52m	64' 0.5"	
	18.36	19.52	18.63	FOUL	FOUL	18.65
3	Rebecca Merritt	SR-4	Marshall	19.46m	63' 10.25"	
	18.22	18.51	18.97	18.49	18.90	19.46
4	Calea Jackson	SO-2	Miami (Fla.)	18.89m	61' 11.75"	
	18.89	FOUL	FOUL	FOUL	17.92	18.42
5	Sophie Bidwell	SO-2	Ohio State	18.74m	61' 5.75"	
	18.74	18.18	FOUL	17.64	FOUL	18.00
6	Erikka Hill	SR-4	Miami (Fla.)	18.39m	60' 4"	
	18.21	18.39	FOUL	18.38	17.83	17.76

PL	NAME	YEAR	TEAM	MARK	CONV
7	Rebekah Stucker	SR-4	Belmont	17.99m	59' 0.25"
	16.68	FOUL	17.38	17.83	17.98 17.99
8	Demaria King	SO-2	Louisville	17.86m	58' 7.25"
	17.18	FOUL	17.86	FOUL	FOUL 17.31
9	Riley Simmons	JR-3	Memphis	17.80m	58' 4.75"
	FOUL	17.73	FOUL	FOUL	17.80 17.17
10	Morgan Hallett	FR-1	Ohio State	17.32m	56' 10"
	17.10	17.32	16.31		
11	Natalie Albert	JR-3	Memphis	17.24m	56' 6.75"
	15.85	16.55	17.24		
12	Shelby Ulven	JR-3	Grand Valley St.	17.07m	56' 0"
	FOUL	17.07	FOUL		
13	Zoe Vlk	SO-2	Cumberland (Tenn.)	16.83m *	55' 2.75"
	FOUL	16.83	16.66		
14	Annalee Harbison	SO-2	South Florida	16.63m	54' 6.75"
	16.63	FOUL	15.81		
15	Zianna Curtis	FR-1	Florida State	16.59m	54' 5.25"
	FOUL	16.59	16.24		
16	Markayla Moore	JR-3	Marshall	16.52m	54' 2.5"
	FOUL	16.52	FOUL		
17	Kennedy Jackson	FR-1	Grand Valley St.	16.26m	53' 4.25"
	15.40	16.26	FOUL		
18	Meghan Porterfield	FR-1	Memphis	16.21m	53' 2.25"
	16.21	15.80	FOUL		
19	Carlyssa King	SR-4	Illinois Wesleyan	15.92m	52' 2.75"
	FOUL	FOUL	15.92		
20	Amaya Mitchell-Howard	SO-2	Alabama A&M	15.49m	50' 10"

PL	NAME	YEAR	TEAM	MARK	CONV
	14.05 15.49 FOUL				
21	Hailey Smith	JR-3	Alabama-Huntsville	15.45m	50' 8.25"
	FOUL FOUL 15.45				
22	Lillian Ross	SR-4	Marshall	14.82m	48' 7.5"
	14.23 14.82 FOUL				
23	Sarah Tang	SO-2	Alabama-Huntsville	14.68m	48' 2"
	FOUL FOUL 14.68				
24	Haden Wolfe	SO-2	Bellarmino	14.42m	47' 3.75"
	12.38 FOUL 14.42				
25	Maggie Buerger	JR-3	Cumberlands	13.62m	44' 8.25"
	12.84 13.62 FOUL				
26	Emma Tucker	JR-3	Austin Peay	13.42m	44' 0.5"
	FOUL 13.42 FOUL				
27	Chloe Peterson	FR-1	Austin Peay	12.96m	42' 6.25"
	FOUL 12.96 FOUL				
28	A'cynthia Brown	FR-1	Alabama-Huntsville	11.94m	39' 2.25"
	FOUL 11.94 FOUL				
29	Marcia Dejesus	SO-2	Austin Peay	11.91m	39' 1"
	11.85 11.91 11.33				
30	Ashby Greenwell	SR-4	Brescia	11.25m	36' 11"
	FOUL 10.86 11.25				
31	BrentLee Threlkeld	SO-2	Bellarmino	9.65m	31' 8"
	9.65 9.07 FOUL				
	Carys Gossett	SO-2	Louisville	ND	NM
	FOUL FOUL FOUL				
	Layla Taylor	SO-2	Campbellsville	DNS	NM
	Kayla Barr	SO-2	Campbellsville	DNS	NM

PL	NAME	YEAR	TEAM	MARK	CONV
	Sophiat Omizi	SR-4	Cumberland (Tenn.)	DNS	NM

Women's Weight Throw Flight 1

PL	NAME	YEAR	TEAM	MARK
14	Annalee Harbison	SO-2	South Florida	16.63m
24	Haden Wolfe	SO-2	Bellarmine	14.42m
25	Maggie Buerger	JR-3	Cumberlands	13.62m
27	Chloe Peterson	FR-1	Austin Peay	12.96m
28	A'cynthia Brown	FR-1	Alabama-Huntsville	11.94m
29	Marcia Dejesus	SO-2	Austin Peay	11.91m
30	Ashby Greenwell	SR-4	Brescia	11.25m
31	BrentLee Threlkeld	SO-2	Bellarmine	9.65m
	Layla Taylor	SO-2	Campbellsville	DNS
	Kayla Barr	SO-2	Campbellsville	DNS

Women's Weight Throw Flight 2

PL	NAME	YEAR	TEAM	MARK
8	Demaria King	SO-2	Louisville	17.86m
10	Morgan Hallett	FR-1	Ohio State	17.32m
15	Zianna Curtis	FR-1	Florida State	16.59m
17	Kennedy Jackson	FR-1	Grand Valley St.	16.26m
18	Meghan Porterfield	FR-1	Memphis	16.21m
19	Carlyssa King	SR-4	Illinois Wesleyan	15.92m
20	Amaya Mitchell-Howard	SO-2	Alabama A&M	15.49m
21	Hailey Smith	JR-3	Alabama-Huntsville	15.45m
22	Lillian Ross	SR-4	Marshall	14.82m
23	Sarah Tang	SO-2	Alabama-Huntsville	14.68m
26	Emma Tucker	JR-3	Austin Peay	13.42m
	Carys Gossett	SO-2	Louisville	ND

PL	NAME	YEAR	TEAM	MARK
	Sophiat Omizi	SR-4	Cumberland (Tenn.)	DNS

Women's Weight Throw Flight 3

PL	NAME	YEAR	TEAM	MARK
1	Logan Gray	SR-4	Belmont	19.67m
2	Jade Whitfield	SR-4	Louisville	19.52m
3	Rebecca Merritt	SR-4	Marshall	19.46m
4	Calea Jackson	SO-2	Miami (Fla.)	18.89m
5	Sophie Bidwell	SO-2	Ohio State	18.74m
6	Erikka Hill	SR-4	Miami (Fla.)	18.39m
7	Rebekah Stucker	SR-4	Belmont	17.99m
9	Riley Simmons	JR-3	Memphis	17.80m
11	Natalie Albert	JR-3	Memphis	17.24m
12	Shelby Ulven	JR-3	Grand Valley St.	17.07m
13	Zoe Vlck	SO-2	Cumberland (Tenn.)	16.83m *
16	Markayla Moore	JR-3	Marshall	16.52m

Women's Pentathlon

Top↑

PL	NAME	YEAR	TEAM	POINTS
1	Jenelle Rogers	SR-4	Ball State	4188
2	Sophie Daugard	SO-2	Ball State	3721
3	Mia Manson	SR-4	Michigan	3683
4	Leila Barmore	JR-3	Michigan State	3674
5	Carlota Salgado Garcia	SO-2	Belmont	3670
6	Callia Harris	FR-1	Ohio State	3398
7	Avery Budz	SR-4	Michigan State	3395
8	Aubrey Lane		Unattached	3246
9	Anna Richardson	SR-4	Lipscomb	3241
10	Madison Rabe	JR-3	Western Kentucky	3117
11	Kelsey Pacha	SO-2	Southern Illinois	3099

PL	NAME	YEAR	TEAM	POINTS
12	JaDerrika Welch	JR-3	Tennessee-Martin	3059
13	Rachel Payne	SR-4	Western Kentucky	2984
14	Meg Wiginton	FR-1	Tennessee-Martin	2658
15	Kenli Nettles	SR-4	Ball State	2639
	Finja Lorschach	FR-1	Southern Illinois	DNF

[Privacy Policy](#) / [California Privacy Policy](#) / [Terms of Use](#) / [Sites](#) / [Submitting Results](#) / [Contact TFRRS](#) / [Cookie Preferences](#) / [Do Not Sell or Share My Personal Information](#)



Copyright © 2025 DirectAthletics, Inc.

Generated 2025-02-02 04:41:49

PNC Lenny Lyles Invite

January 31-February 1, 2025

Norton Healthcare SLC (Banked) - Louisville, KY 200m (Banked)

ICON KEY: * NAIA A * NAIA B ✓ NJCAA + NCAA DII 🏴 NCCAA

Events:

Men's 60 Meters Finals

Top↑

PL	NAME	YEAR	TEAM	TIME
1	Saminu Abdul-Rasheed	JR-3	South Florida	6.59
2	Neo Mosebi	SO-2	Florida State	6.62
3	Alaba Akintola		Unattached	6.66
4	Mustapha Bokpin	FR-1	Cumberland (Tenn.)	6.67 * *
5	John Sherman	SO-2	Mid. Tenn. State	6.67
6	Naquille Harris	SR-4	Cincinnati	6.68
7	Esau Haynes	SR-4	Indiana Tech	6.81 *

Men's 60 Meters Semifinals

Top↑

PL	NAME	YEAR	TEAM	TIME
1	Mustapha Bokpin	FR-1	Cumberland (Tenn.)	6.60 * *
2	Alaba Akintola		Unattached	6.66
3	Jaiden Rollins	JR-3	Florida State	6.70
4	Neo Mosebi	SO-2	Florida State	6.71
4	Naquille Harris	SR-4	Cincinnati	6.71

PL	NAME	YEAR	TEAM	TIME
6	John Sherman	SO-2	Mid. Tenn. State	6.72
7	Saminu Abdul-Rasheed	JR-3	South Florida	6.75
8	Esau Haynes	SR-4	Indiana Tech	6.77 *
9	Jaidyn Johnson	FR-1	Louisville	6.79
10	Carter Cukerstein	JR-3	Miami (Fla.)	6.80
11	Shomari Pettigrew	SO-2	South Florida	6.81
12	Travion Dotson	SO-2	Cumberlands	6.81 *
13	Micah Hinton	FR-1	Marshall	6.82
14	Isaac Chandra	FR-1	South Florida	6.84
15	Jayce Gray	SO-2	Belmont	6.87
16	Cambell Rawlings	SO-2	Lindsey Wilson	6.89
17	Dohnavon Hunt	SO-2	Alabama A&M	6.91
18	Giovanni Wearing	JR-3	Wisconsin	6.91
19	Aden Bryan	FR-1	Lipscomb	6.98
20	Clarence Mclean	JR-3	Louisville	7.00
21	Landon Gallun	FR-1	Wisconsin	7.02
22	Chadwick Stewart	SR-4	Tennessee-Martin	7.03
23	Cam Andrews	FR-1	Cumberlands	7.05
24	Terrell Robinson JR	JR-3	South Florida	8.81

Men's 60 Meters Semifinals Heat 1

PL	NAME	YEAR	TEAM	TIME
4	Neo Mosebi	SO-2	Florida State	6.71
8	Esau Haynes	SR-4	Indiana Tech	6.77 *
13	Micah Hinton	FR-1	Marshall	6.82
14	Isaac Chandra	FR-1	South Florida	6.84
15	Jayce Gray	SO-2	Belmont	6.87
22	Chadwick Stewart	SR-4	Tennessee-Martin	7.03
23	Cam Andrews	FR-1	Cumberlands	7.05

PL	NAME	YEAR	TEAM	TIME
24	Terrell Robinson JR	JR-3	South Florida	8.81

Men's 60 Meters Semifinals Heat 2

PL	NAME	YEAR	TEAM	TIME
1	Mustapha Bokpin	FR-1	Cumberland (Tenn.)	6.60 * *
2	Alaba Akintola		Unattached	6.66
10	Carter Cukerstein	JR-3	Miami (Fla.)	6.80
11	Shomari Pettigrew	SO-2	South Florida	6.81
12	Travion Dotson	SO-2	Cumberlands	6.81 *
16	Cambell Rawlings	SO-2	Lindsey Wilson	6.89
17	Dohnavon Hunt	SO-2	Alabama A&M	6.91
18	Giovanni Wearing	JR-3	Wisconsin	6.91

Men's 60 Meters Semifinals Heat 3

PL	NAME	YEAR	TEAM	TIME
3	Jaiden Rollins	JR-3	Florida State	6.70
4	Naquille Harris	SR-4	Cincinnati	6.71
6	John Sherman	SO-2	Mid. Tenn. State	6.72
7	Saminu Abdul-Rasheed	JR-3	South Florida	6.75
9	Jaidyn Johnson	FR-1	Louisville	6.79
19	Aden Bryan	FR-1	Lipscomb	6.98
20	Clarence Mclean	JR-3	Louisville	7.00
21	Landon Gallun	FR-1	Wisconsin	7.02

Men's 60 Meters Preliminaries

[Top↑](#)

PL	NAME	YEAR	TEAM	TIME
1	Shomari Pettigrew	SO-2	South Florida	6.88
2	Clarence Mclean	JR-3	Louisville	6.89
3	Aden Bryan	FR-1	Lipscomb	6.89
4	Giovanni Wearing	JR-3	Wisconsin	6.91

PL	NAME	YEAR	TEAM	TIME
5	Chadwick Stewart	SR-4	Tennessee-Martin	6.91
6	Cam Andrews	FR-1	Cumberlands	6.92
7	Dohnavon Hunt	SO-2	Alabama A&M	6.93
8	Landon Gallun	FR-1	Wisconsin	6.94
9	Samari McCord	FR-1	Marshall	6.98
10	Tommy Rodriguez	JR-3	Alabama-Huntsville	6.98
10	Jason Baskerville	FR-1	Campbellsville	6.98 
12	Jonathan Owusu	FR-1	Marshall	6.99
13	JaQuez Campbell	SO-2	Campbellsville	7.02 
14	Demarcus Robertson	FR-1	Lindsey Wilson	7.04
15	Tommy Eisenback	FR-1	Bellarmine	7.04
16	DeAngelo Patterson		Lindsey Wilson (Ky.)	7.06
17	Jamaree Jenkins	FR-1	Mid. Tenn. State	7.07
18	Luke Birdsong	JR-3	Lindsey Wilson	7.07
19	Collin Henderson	FR-1	Alabama-Huntsville	7.08
20	Dimitri Kemp	SR-4	Lipscomb	7.09
21	Zac Hutslar	JR-3	Bellarmine	7.09
22	Devin Girtman	FR-1	Campbellsville	7.09 
23	Elijah Drake	SO-2	Alabama-Huntsville	7.10
24	Joseph Rychwalski	Senior	Iowa Track and Field	7.12
25	Kameron Shade	FR-1	Tennessee-Martin	7.14
26	CJ Burge	JR-3	Arkansas State	7.15
27	Justin Walker	SO-2	Alabama A&M	7.16
28	Will Glass	SR-4	Arkansas State	7.19
28	Devaun Butler	FR-1	Mid. Tenn. State	7.19
30	Braxton Sharp	SO-2	Tennessee-Martin	7.19
31	Carter Bissell	FR-1	Michigan State	7.22
32	Nathan Thomas	SO-2	Alabama-Huntsville	7.24

PL	NAME	YEAR	TEAM	TIME
33	Mark Whitener	FR-1	Morehead State	7.25
34	Cade Sullivan	SO-2	Morehead State	7.27
35	Sebastian Mejia	FR-1	Arkansas State	7.29
36	Derek Combs	SO-2	Bellarmino	7.31
37	Justice Bishop	JR-3	Bethel (Tenn.)	7.34
38	Marcus Barnes		Unattached	7.35
39	Austin Miller	JR-3	Eastern Kentucky	7.38
40	Jaylen Cole	JR-3	Louisville	7.47
41	Tye Stevens	SO-2	Eastern Kentucky	7.49
42	Derril Carr	SO-2	Morehead State	7.51
43	Tom Cunningham		Unattached	7.73
	Roland McGhee Jr.	SO-2	Mid. Tenn. State	NT

Men's 60 Meters Preliminaries Heat 1

PL	NAME	YEAR	TEAM	TIME
28	Devaun Butler	FR-1	Mid. Tenn. State	7.19
35	Sebastian Mejia	FR-1	Arkansas State	7.29
36	Derek Combs	SO-2	Bellarmino	7.31
37	Justice Bishop	JR-3	Bethel (Tenn.)	7.34
38	Marcus Barnes		Unattached	7.35
39	Austin Miller	JR-3	Eastern Kentucky	7.38
41	Tye Stevens	SO-2	Eastern Kentucky	7.49
43	Tom Cunningham		Unattached	7.73

Men's 60 Meters Preliminaries Heat 2

PL	NAME	YEAR	TEAM	TIME
19	Collin Henderson	FR-1	Alabama-Huntsville	7.08
23	Elijah Drake	SO-2	Alabama-Huntsville	7.10
25	Kameron Shade	FR-1	Tennessee-Martin	7.14
30	Braxton Sharp	SO-2	Tennessee-Martin	7.19

PL	NAME	YEAR	TEAM	TIME
32	Nathan Thomas	SO-2	Alabama-Huntsville	7.24
33	Mark Whitener	FR-1	Morehead State	7.25
42	Derril Carr	SO-2	Morehead State	7.51

Men's 60 Meters Preliminaries Heat 3

PL	NAME	YEAR	TEAM	TIME
3	Aden Bryan	FR-1	Lipscomb	6.89
15	Tommy Eisenback	FR-1	Bellarmine	7.04
20	Dimitri Kemp	SR-4	Lipscomb	7.09
24	Joseph Rychwalski	Senior	Iowa Track and Field	7.12
27	Justin Walker	SO-2	Alabama A&M	7.16
31	Carter Bissell	FR-1	Michigan State	7.22
34	Cade Sullivan	SO-2	Morehead State	7.27
	Roland McGhee Jr.	SO-2	Mid. Tenn. State	NT

Men's 60 Meters Preliminaries Heat 4

PL	NAME	YEAR	TEAM	TIME
16	DeAngelo Patterson		Lindsey Wilson (Ky.)	7.06
17	Jamaree Jenkins	FR-1	Mid. Tenn. State	7.07
21	Zac Hutslar	JR-3	Bellarmine	7.09
26	CJ Burge	JR-3	Arkansas State	7.15
28	Will Glass	SR-4	Arkansas State	7.19

Men's 60 Meters Preliminaries Heat 5

PL	NAME	YEAR	TEAM	TIME
2	Clarence Mclean	JR-3	Louisville	6.89
7	Dohnavon Hunt	SO-2	Alabama A&M	6.93
8	Landon Gallun	FR-1	Wisconsin	6.94
10	Tommy Rodriguez	JR-3	Alabama-Huntsville	6.98
12	Jonathan Owusu	FR-1	Marshall	6.99




PL	NAME	YEAR	TEAM	TIME
14	Demarcus Robertson	FR-1	Lindsey Wilson	7.04
18	Luke Birdsong	JR-3	Lindsey Wilson	7.07
22	Devin Girtman	FR-1	Campbellsville	7.09 

Men's 60 Meters Preliminaries Heat 6

PL	NAME	YEAR	TEAM	TIME
1	Shomari Pettigrew	SO-2	South Florida	6.88
4	Giovanni Wearing	JR-3	Wisconsin	6.91
5	Chadwick Stewart	SR-4	Tennessee-Martin	6.91
6	Cam Andrews	FR-1	Cumberlands	6.92
9	Samari McCord	FR-1	Marshall	6.98
10	Jason Baskerville	FR-1	Campbellsville	6.98 
13	JaQuez Campbell	SO-2	Campbellsville	7.02 
40	Jaylen Cole	JR-3	Louisville	7.47

Men's 200m Dash Division 2

[Top↑](#)

PL	NAME	YEAR	TEAM	TIME
1	Cameron Miller	SR-4	Purdue	20.57
2	Saminu Abdul-Rasheed	JR-3	South Florida	20.97
3	Nathan Metelus	JR-3	South Florida	21.01
4	George Franks	SO-2	Miami (Fla.)	21.02
5	Troy Mason	FR-1	Rio Grande	21.10  
6	Antoine Spencer	SO-2	Purdue	21.11
7	John Sherman	SO-2	Mid. Tenn. State	21.15
8	Nolan Macklin	JR-3	Purdue	21.27
9	Sean Watkins	JR-3	Miami (Fla.)	21.29
10	Braeden Ofosu-Kwarteng	SO-2	Lipscomb	21.33
11	Mustapha Bokpin	FR-1	Cumberland (Tenn.)	21.34  
12	Olamipo Ladipo	SO-2	Vincennes	21.41 

PL	NAME	YEAR	TEAM	TIME
13	Caine Stanley	FR-1	Miami (Fla.)	21.44
14	Cam Andrews	FR-1	Cumberlands	21.70
15	Carter Cukerstein	JR-3	Miami (Fla.)	21.70
16	Giovanni Wearing	JR-3	Wisconsin	21.87
17	Christian Ortiz		Unattached	21.95
18	Joe Kennedy	SO-2	Lipscomb	22.19
19	Shevioe Reid	SR-4	South Florida	30.34
	Lance Ward	SR-4	Miami (Fla.)	DNS

Men's 200m Dash Division 2 Section 1

PL	NAME	YEAR	TEAM	TIME
1	Cameron Miller	SR-4	Purdue	20.57
2	Saminu Abdul-Rasheed	JR-3	South Florida	20.97
8	Nolan Macklin	JR-3	Purdue	21.27
14	Cam Andrews	FR-1	Cumberlands	21.70

Men's 200m Dash Division 2 Section 2

PL	NAME	YEAR	TEAM	TIME
3	Nathan Metelus	JR-3	South Florida	21.01
16	Giovanni Wearing	JR-3	Wisconsin	21.87
18	Joe Kennedy	SO-2	Lipscomb	22.19
19	Shevioe Reid	SR-4	South Florida	30.34

Men's 200m Dash Division 2 Section 3

PL	NAME	YEAR	TEAM	TIME
5	Troy Mason	FR-1	Rio Grande	21.10 * *
6	Antoine Spencer	SO-2	Purdue	21.11
12	Olamipo Ladipo	SO-2	Vincennes	21.41 ✓
	Lance Ward	SR-4	Miami (Fla.)	DNS

Men's 200m Dash Division 2 Section 4

PL	NAME	YEAR	TEAM	TIME
4	George Franks	SO-2	Miami (Fla.)	21.02
7	John Sherman	SO-2	Mid. Tenn. State	21.15
10	Braeden Ofosu-Kwarteng	SO-2	Lipscomb	21.33
11	Mustapha Bokpin	FR-1	Cumberland (Tenn.)	21.34 * *

Men's 200m Dash Division 2 Section 5

PL	NAME	YEAR	TEAM	TIME
9	Sean Watkins	JR-3	Miami (Fla.)	21.29
13	Caine Stanley	FR-1	Miami (Fla.)	21.44
15	Carter Cukerstein	JR-3	Miami (Fla.)	21.70
17	Christian Ortiz		Unattached	21.95

Men's 200m Dash Division 1

Top↑

PL	NAME	YEAR	TEAM	TIME
1	Courtland Noble	SO-2	Memphis	21.14
2	Amare Williams	FR-1	Florida State	21.48
3	Kouto Anyika	JR-3	Memphis	21.50
4	Travion Dotson	SO-2	Cumberlands	21.54 *
5	Jayce Gray	SO-2	Belmont	21.71
6	Isaac Chandra	FR-1	South Florida	21.73
7	Clarence Mclean	JR-3	Louisville	21.75
8	Prior Ochonogor	JR-3	Memphis	21.94
9	Zac Hutslar	JR-3	Bellarmine	21.95
10	James Thomas Jr		Unattached	21.99
11	Dohnavon Hunt	SO-2	Alabama A&M	22.03
12	Baker Green	FR-1	Eastern Kentucky	22.04
13	Micah Coates	FR-1	Marshall	22.05
14	Demarcus Robertson	FR-1	Lindsey Wilson	22.12
15	Cambell Rawlings	SO-2	Lindsey Wilson	22.15

PL	NAME	YEAR	TEAM	TIME
16	Tezz Dozier	SO-2	Belmont	22.15
17	Landon Gallun	FR-1	Wisconsin	22.16
18	Jackson Gordon	JR-3	Bellarmine	22.16
19	Tommy Rodriguez	JR-3	Alabama-Huntsville	22.20
20	Carter Bissell	FR-1	Michigan State	22.22
21	Jahson Gordon	SO-2	Alabama A&M	22.27
22	Deonsae Dorsey	SO-2	Indiana Tech	22.28
23	Dimitri Kemp	SR-4	Lipscomb	22.32
24	Zachary Phelps	JR-3	Campbellsville	22.33
25	Wessel Vandernest	JR-3	Lipscomb	22.39
26	Adrian Johnson	FR-1	Louisville	22.39
27	Benjamin Nyakudya	SR-4	Cumberland (Tenn.)	22.41
28	Kamari Rush	SR-4	Indiana Tech	22.44
29	Aden Bryan	FR-1	Lipscomb	22.45
30	Chadwick Stewart	SR-4	Tennessee-Martin	22.48
31	Trevon Houston	JR-3	Rio Grande	22.50
32	Elijah Porter	FR-1	Louisville	22.51
33	Grant King	FR-1	Bellarmine	22.51
34	Jason Smallwood	FR-1	Mid. Tenn. State	22.53
35	Joey Bloebaum	FR-1	Marshall	22.55
36	Terance Jackson	FR-1	Louisville	22.61
37	Jackson Burns	SR-4	Mid. Tenn. State	22.62
38	Jamaree Jenkins	FR-1	Mid. Tenn. State	22.63
39	Logan Istre	JR-3	Cumberland (Tenn.)	22.68
40	Ja'Kobe Ward	JR-3	Tennessee-Martin	22.70
41	Elijah Drake	SO-2	Alabama-Huntsville	22.79
42	Veron Ifill	FR-1	Cumberland (Tenn.)	22.82
43	Kamarion Ward	FR-1	Campbellsville	22.85

PL	NAME	YEAR	TEAM	TIME
44	Collin Henderson	FR-1	Alabama-Huntsville	22.87
45	Joseph Rychwalski	Senior	Iowa Track and Field	22.91
46	CJ Burge	JR-3	Arkansas State	22.93
47	Chase McClay	SR-4	Rio Grande	23.06
48	Isaiah Johnson	FR-1	Campbellsville	23.29
49	Cade Sullivan	SO-2	Morehead State	23.32
50	Sebastian Mejia	FR-1	Arkansas State	23.33
51	Derril Carr	SO-2	Morehead State	23.43
52	Brandon Snell	SO-2	Eastern Kentucky	23.47
53	Mark Whitener	FR-1	Morehead State	23.63
54	Nathan Thomas	SO-2	Alabama-Huntsville	23.73
55	Declan Armistead	JR-3	Brescia	23.85
56	Javier Fernandez Albandea	FR-1	Brescia	24.14
57	Justice Bishop	JR-3	Bethel (Tenn.)	24.71

Men's 200m Dash Division 1 Section 1

PL	NAME	YEAR	TEAM	TIME
5	Jayce Gray	SO-2	Belmont	21.71
7	Clarence Mclean	JR-3	Louisville	21.75
13	Micah Coates	FR-1	Marshall	22.05
40	Ja'Kobe Ward	JR-3	Tennessee-Martin	22.70
50	Sebastian Mejia	FR-1	Arkansas State	23.33

Men's 200m Dash Division 1 Section 2

PL	NAME	YEAR	TEAM	TIME
2	Amare Williams	FR-1	Florida State	21.48
12	Baker Green	FR-1	Eastern Kentucky	22.04
28	Kamari Rush	SR-4	Indiana Tech	22.44
29	Aden Bryan	FR-1	Lipscomb	22.45
51	Derril Carr	SO-2	Morehead State	23.43

Men's 200m Dash Division 1 Section 3

PL	NAME	YEAR	TEAM	TIME
6	Isaac Chandra	FR-1	South Florida	21.73
16	Tezz Dozier	SO-2	Belmont	22.15
45	Joseph Rychwalski	Senior	Iowa Track and Field	22.91
46	CJ Burge	JR-3	Arkansas State	22.93
49	Cade Sullivan	SO-2	Morehead State	23.32

Men's 200m Dash Division 1 Section 4

PL	NAME	YEAR	TEAM	TIME
4	Travion Dotson	SO-2	Cumberlands	21.54 *
9	Zac Hutslar	JR-3	Bellarmine	21.95
25	Wessel Vandernest	JR-3	Lipscomb	22.39
27	Benjamin Nyakudya	SR-4	Cumberland (Tenn.)	22.41
44	Collin Henderson	FR-1	Alabama-Huntsville	22.87

Men's 200m Dash Division 1 Section 5

PL	NAME	YEAR	TEAM	TIME
1	Courtland Noble	SO-2	Memphis	21.14
3	Kouto Anyika	JR-3	Memphis	21.50
36	Terance Jackson	FR-1	Louisville	22.61
38	Jamaree Jenkins	FR-1	Mid. Tenn. State	22.63
52	Brandon Snell	SO-2	Eastern Kentucky	23.47

Men's 200m Dash Division 1 Section 6

PL	NAME	YEAR	TEAM	TIME
17	Landon Gallun	FR-1	Wisconsin	22.16
19	Tommy Rodriguez	JR-3	Alabama-Huntsville	22.20
24	Zachary Phelps	JR-3	Campbellsville	22.33 🏴󠁧󠁢󠁥󠁮󠁧󠁿
26	Adrian Johnson	FR-1	Louisville	22.39
53	Mark Whitener	FR-1	Morehead State	23.63

Men's 200m Dash Division 1 Section 7

PL	NAME	YEAR	TEAM	TIME
22	Deonsae Dorsey	SO-2	Indiana Tech	22.28
31	Trevon Houston	JR-3	Rio Grande	22.50
33	Grant King	FR-1	Bellarmine	22.51
37	Jackson Burns	SR-4	Mid. Tenn. State	22.62
54	Nathan Thomas	SO-2	Alabama-Huntsville	23.73

Men's 200m Dash Division 1 Section 8

PL	NAME	YEAR	TEAM	TIME
8	Prior Ochonogor	JR-3	Memphis	21.94
15	Cambell Rawlings	SO-2	Lindsey Wilson	22.15
23	Dimitri Kemp	SR-4	Lipscomb	22.32
34	Jason Smallwood	FR-1	Mid. Tenn. State	22.53
57	Justice Bishop	JR-3	Bethel (Tenn.)	24.71

Men's 200m Dash Division 1 Section 9

PL	NAME	YEAR	TEAM	TIME
18	Jackson Gordon	JR-3	Bellarmine	22.16
41	Elijah Drake	SO-2	Alabama-Huntsville	22.79
42	Veron Ifill	FR-1	Cumberland (Tenn.)	22.82
48	Isaiah Johnson	FR-1	Campbellsville	23.29

Men's 200m Dash Division 1 Section 10

PL	NAME	YEAR	TEAM	TIME
10	James Thomas Jr		Unattached	21.99
11	Dohnavon Hunt	SO-2	Alabama A&M	22.03
35	Joey Bloebaum	FR-1	Marshall	22.55
55	Declan Armistead	JR-3	Brescia	23.85

Men's 200m Dash Division 1 Section 11

PL	NAME	YEAR	TEAM	TIME
14	Demarcus Robertson	FR-1	Lindsey Wilson	22.12
30	Chadwick Stewart	SR-4	Tennessee-Martin	22.48
32	Elijah Porter	FR-1	Louisville	22.51
56	Javier Fernandez Albandea	FR-1	Brescia	24.14

Men's 200m Dash Division 1 Section 12

PL	NAME	YEAR	TEAM	TIME
20	Carter Bissell	FR-1	Michigan State	22.22
21	Jahson Gordon	SO-2	Alabama A&M	22.27
39	Logan Istre	JR-3	Cumberland (Tenn.)	22.68
43	Kamarion Ward	FR-1	Campbellsville	22.85
47	Chase McClay	SR-4	Rio Grande	23.06

Men's 400m Dash Division 1

[Top↑](#)

PL	NAME	YEAR	TEAM	TIME
1	Curtis Bain	FR-1	Florida State	48.64
2	Joshua Crum	SO-2	South Florida	48.93
3	Kerrington Eubanks	JR-3	Cumberlands	49.03
4	Daniel Otibo	FR-1	Lindsey Wilson	49.07
5	Elijah Porter	FR-1	Louisville	49.13
6	Robert Joseph	JR-3	Miami (Fla.)	49.25
7	Isaac Jackson	SO-2	Alabama A&M	49.31
8	Joe Kennedy	SO-2	Lipscomb	49.32
9	Adrian Johnson	FR-1	Louisville	49.47
10	Talil Atkins	JR-3	Alabama A&M	49.52
11	Benjamin Nyakudya	SR-4	Cumberland (Tenn.)	49.72
12	Isaiah Harper	SO-2	Marshall	49.74
13	David Requejo	JR-3	Lindsey Wilson	49.81
14	Ethan Bowens	JR-3	Marshall	49.83
15	Bryan Singleton	JR-3	Alabama-Huntsville	49.89

PL	NAME	YEAR	TEAM	TIME
16	Isaiah Valentine	SR-4	Marshall	49.91
17	Morgan Lewis	SO-2	Belmont	49.92
18	Julius Williams	FR-1	Alabama-Huntsville	49.94
19	Wessel Vandernest	JR-3	Lipscomb	50.13
20	Jaelin Smith	FR-1	Indiana Tech	50.14
21	Enric Fernandez	FR-1	Lindsey Wilson	50.16
22	Trevon Houston	JR-3	Rio Grande	50.31
23	Royce Mentor	SO-2	Lindsey Wilson	50.64
24	Chris Swint	FR-1	Marshall	50.67
25	Nathan Wallace	JR-3	Lipscomb	50.79
26	Reece Dusek	SO-2	Illinois Wesleyan	50.81
27	Veron Ifill	FR-1	Cumberland (Tenn.)	50.88
28	Eric Toviave	JR-3	Belmont	51.09
29	Daniel Crouse	FR-1	Belmont	51.12
30	John Cooley	FR-1	Eastern Kentucky	51.15
31	Spencer Harris	JR-3	Rio Grande	51.18
32	Miah Chatmond	SO-2	Lindsey Wilson	51.28
33	Terance Jackson	FR-1	Louisville	51.34
34	Maluke Cluver	SR-4	Tennessee-Martin	51.43
35	Tye Stevens	SO-2	Eastern Kentucky	51.44
36	Chase McClay	SR-4	Rio Grande	51.71
37	Matthias Brice	FR-1	Campbellsville	51.74 
38	Chris Valentin	FR-1	Mid. Tenn. State	51.79
39	Tate Glass	FR-1	Morehead State	51.82
40	Jackson Burns	SR-4	Mid. Tenn. State	51.98
41	Jeremiah Green	JR-3	Arkansas State	52.26
42	Artezz Butler-Sanders	FR-1	Vincennes	52.28
43	Zander Hooten	JR-3	Bellarmino	52.34

PL	NAME	YEAR	TEAM	TIME
44	Wyatt Milhoan	FR-1	Marshall	52.41
45	Derek Combs	SO-2	Bellarmine	53.21
46	Elisha Lane	FR-1	Tennessee-Martin	54.57
47	Cody Farmer	JR-3	Bethel (Tenn.)	59.86
	Logan Istre	JR-3	Cumberland (Tenn.)	DNS

Men's 400m Dash Division 1 Section 1

PL	NAME	YEAR	TEAM	TIME
2	Joshua Crum	SO-2	South Florida	48.93
7	Isaac Jackson	SO-2	Alabama A&M	49.31
23	Royce Mentor	SO-2	Lindsey Wilson	50.64
28	Eric Toviave	JR-3	Belmont	51.09
30	John Cooley	FR-1	Eastern Kentucky	51.15

Men's 400m Dash Division 1 Section 2

PL	NAME	YEAR	TEAM	TIME
3	Kerrington Eubanks	JR-3	Cumberlands	49.03
6	Robert Joseph	JR-3	Miami (Fla.)	49.25
20	Jaelin Smith	FR-1	Indiana Tech	50.14
37	Matthias Brice	FR-1	Campbellsville	51.74 
45	Derek Combs	SO-2	Bellarmine	53.21

Men's 400m Dash Division 1 Section 3

PL	NAME	YEAR	TEAM	TIME
10	Talil Atkins	JR-3	Alabama A&M	49.52
17	Morgan Lewis	SO-2	Belmont	49.92
26	Reece Dusek	SO-2	Illinois Wesleyan	50.81
35	Tye Stevens	SO-2	Eastern Kentucky	51.44
39	Tate Glass	FR-1	Morehead State	51.82

Men's 400m Dash Division 1 Section 4

PL	NAME	YEAR	TEAM	TIME
5	Elijah Porter	FR-1	Louisville	49.13
11	Benjamin Nyakudya	SR-4	Cumberland (Tenn.)	49.72
15	Bryan Singleton	JR-3	Alabama-Huntsville	49.89
21	Enric Fernandez	FR-1	Lindsey Wilson	50.16
36	Chase McClay	SR-4	Rio Grande	51.71

Men's 400m Dash Division 1 Section 5

PL	NAME	YEAR	TEAM	TIME
8	Joe Kennedy	SO-2	Lipscomb	49.32
12	Isaiah Harper	SO-2	Marshall	49.74
25	Nathan Wallace	JR-3	Lipscomb	50.79
33	Terance Jackson	FR-1	Louisville	51.34
47	Cody Farmer	JR-3	Bethel (Tenn.)	59.86

Men's 400m Dash Division 1 Section 6

PL	NAME	YEAR	TEAM	TIME
1	Curtis Bain	FR-1	Florida State	48.64
4	Daniel Otibo	FR-1	Lindsey Wilson	49.07
31	Spencer Harris	JR-3	Rio Grande	51.18
43	Zander Hooten	JR-3	Bellarmine	52.34
46	Elisha Lane	FR-1	Tennessee-Martin	54.57

Men's 400m Dash Division 1 Section 7

PL	NAME	YEAR	TEAM	TIME
9	Adrian Johnson	FR-1	Louisville	49.47
14	Ethan Bowens	JR-3	Marshall	49.83
18	Julius Williams	FR-1	Alabama-Huntsville	49.94
19	Wessel Vandernest	JR-3	Lipscomb	50.13
34	Maluke Cluver	SR-4	Tennessee-Martin	51.43

Men's 400m Dash Division 1 Section 8

PL	NAME	YEAR	TEAM	TIME
13	David Requejo	JR-3	Lindsey Wilson	49.81
38	Chris Valentin	FR-1	Mid. Tenn. State	51.79
40	Jackson Burns	SR-4	Mid. Tenn. State	51.98
44	Wyatt Milhoan	FR-1	Marshall	52.41
	Logan Istre	JR-3	Cumberland (Tenn.)	DNS

Men's 400m Dash Division 1 Section 9

PL	NAME	YEAR	TEAM	TIME
16	Isaiah Valentine	SR-4	Marshall	49.91
22	Trevon Houston	JR-3	Rio Grande	50.31
27	Veron Ifill	FR-1	Cumberland (Tenn.)	50.88
32	Miah Chatmond	SO-2	Lindsey Wilson	51.28

Men's 400m Dash Division 1 Section 10

PL	NAME	YEAR	TEAM	TIME
24	Chris Swint	FR-1	Marshall	50.67
29	Daniel Crouse	FR-1	Belmont	51.12
41	Jeremiah Green	JR-3	Arkansas State	52.26
42	Artezz Butler-Sanders	FR-1	Vincennes	52.28

Men's 400m Dash Division 2

Top↑

PL	NAME	YEAR	TEAM	TIME
1	Solomon Strader	SR-4	Miami (Fla.)	46.30
2	Micahi Danzy	FR-1	Florida State	46.34
3	British Wilkerson	SO-2	Florida State	46.42
4	Braeden Ofosu-Kwarteng	SO-2	Lipscomb	46.74
5	Courtland Noble	SO-2	Memphis	47.23
6	Jackson Gordon	JR-3	Bellarmine	47.64
7	Ace Malone	SO-2	Miami (Fla.)	47.87
8	Kouto Anyika	JR-3	Memphis	48.08

PL	NAME	YEAR	TEAM	TIME
9	James Thomas Jr		Unattached	48.14
10	Troy Mason	FR-1	Rio Grande	48.57 *
11	Jaiden Young	SO-2	Alabama-Huntsville	48.77
12	Chris Thomas	SO-2	Alabama-Huntsville	48.89
13	Eon Morris	SO-2	Alabama-Huntsville	49.01
14	Braden Crosby	JR-3	Indiana Tech	49.32
15	Evan Lowder	JR-3	Illinois Wesleyan	49.60
16	Miles Gray	SR-4	Indiana Tech	49.95
17	San'Darius Coleman	SO-2	Bethel (Tenn.)	51.21

Men's 400m Dash Division 2 Section 1

PL	NAME	YEAR	TEAM	TIME
1	Solomon Strader	SR-4	Miami (Fla.)	46.30
4	Braeden Oforu-Kwarteng	SO-2	Lipscomb	46.74
8	Kouto Anyika	JR-3	Memphis	48.08
10	Troy Mason	FR-1	Rio Grande	48.57 *

Men's 400m Dash Division 2 Section 2

PL	NAME	YEAR	TEAM	TIME
2	Micahi Danzy	FR-1	Florida State	46.34
3	British Wilkerson	SO-2	Florida State	46.42
16	Miles Gray	SR-4	Indiana Tech	49.95

Men's 400m Dash Division 2 Section 3

PL	NAME	YEAR	TEAM	TIME
5	Courtland Noble	SO-2	Memphis	47.23
14	Braden Crosby	JR-3	Indiana Tech	49.32

Men's 400m Dash Division 2 Section 4

PL	NAME	YEAR	TEAM	TIME
6	Jackson Gordon	JR-3	Bellarmine	47.64

PL	NAME	YEAR	TEAM	TIME
7	Ace Malone	SO-2	Miami (Fla.)	47.87
12	Chris Thomas	SO-2	Alabama-Huntsville	48.89
13	Eon Morris	SO-2	Alabama-Huntsville	49.01

Men's 400m Dash Division 2 Section 5

PL	NAME	YEAR	TEAM	TIME
9	James Thomas Jr		Unattached	48.14
11	Jaiden Young	SO-2	Alabama-Huntsville	48.77
15	Evan Lowder	JR-3	Illinois Wesleyan	49.60
17	San'Darius Coleman	SO-2	Bethel (Tenn.)	51.21

Men's 800 Meters

[Top↑](#)

PL	NAME	YEAR	TEAM	TIME
1	Josh Jones	SR-4	Miami (Fla.)	1:50.18
2	Mackdonald Songok	FR-1	Mid. Tenn. State	1:50.26
3	Karim Belmahdi	SR-4	South Florida	1:50.29
4	Anthony Herrera	SO-2	Florida State	1:50.39
5	Aniol Borrás	SR-4	Eastern Kentucky	1:50.49
6	Max Hooper	FR-1	Lipscomb	1:50.86
7	Wail Bourahli	SR-4	Mid. Tenn. State	1:51.50
8	Alex Hooten	JR-3	Bellarmine	1:51.66
9	Victor Carpeggiani	SO-2	Cumberlands	1:52.50 * *
10	Michael Polizzi	SO-2	Lipscomb	1:52.59
11	Trey Haralson	JR-3	Lipscomb	1:52.72
12	Zach Trotter	SR-4	Florida State	1:52.87
13	Aidan Herman	SO-2	Eastern Kentucky	1:53.10
14	Sammy Sang	SO-2	Mid. Tenn. State	1:53.23
15	Bravin Kibitok	FR-1	Alabama A&M	1:53.56
16	Prescott Noll	FR-1	Miami (Fla.)	1:54.08
17	Justin Stearns	SR-4	Lindsey Wilson	1:54.50

PL	NAME	YEAR	TEAM	TIME
18	David Stukey	SO-2	Tennessee-Martin	1:54.54
19	Marti Molins	SO-2	Lindsey Wilson	1:54.74
20	Kyle Lightner	SR-4	Rio Grande	1:54.84
21	Saxon Brown	JR-3	Lipscomb	1:54.89
22	Jacob Puhalla	SO-2	Louisville	1:55.08
23	Kevin Vanderkolk	SR-4	Belmont	1:55.19
24	Robert Arnold	JR-3	Memphis	1:55.21
25	Ben Dunkle		Unattached	1:55.24
26	Ernie Waterson	SR-4	Illinois Wesleyan	1:55.32
27	Daniel Winkelman	SO-2	Lipscomb	1:55.67
28	Dylan Dryer	FR-1	Alabama-Huntsville	1:55.77
29	Waval Davis	FR-1	Indiana Tech	1:55.84
30	Andrew Yeary	SO-2	Cumberlands	1:56.00
31	Gabriel Falting	FR-1	Arkansas State	1:56.02
32	Max Young	SO-2	Cumberlands	1:56.11
33	Dominic Zana	JR-3	Alabama-Huntsville	1:56.21
34	Korede Otusajo	JR-3	Alabama A&M	1:56.35
35	Gavin Bacus	SO-2	Lipscomb	1:56.88
36	Myles Smithson	JR-3	Campbellsville	1:57.01 
37	Tobias Tanui	FR-1	Tennessee-Martin	1:57.62
38	Brayden Holland	FR-1	Northern Kentucky	1:57.71
39	William Adkins	FR-1	Bethel (Tenn.)	1:57.76
40	Preston Winiger	FR-1	Northern Kentucky	1:58.14
41	William Keefer	FR-1	Austin Peay	1:58.98
42	Luke Goode	FR-1	Marshall	1:59.11
43	Wes Grogan	SR-4	Morehead State	1:59.20
44	Alex Steen	SR-4	Campbellsville	1:59.22 
45	Alex Bobak	SO-2	Memphis	1:59.35

PL	NAME	YEAR	TEAM	TIME
46	Alan Marshall	FR-1	Southern Indiana	1:59.37
47	Weston Blair	FR-1	Morehead State	1:59.99
48	Liam Parido	FR-1	Morehead State	2:00.11
49	Reed Richardson	SO-2	Cumberlands	2:00.27
50	Jacob Schweigardt	SO-2	Austin Peay	2:00.52
51	Andrew Mercier	FR-1	Indiana Tech	2:00.89
52	Garrett West	SO-2	Morehead State	2:01.67
53	Maddox Knight	FR-1	Cumberlands	2:01.74
54	Ngor Agwick	SR-4	Indiana Tech	2:01.84
55	Kelvin Kipsang	FR-1	Vincennes	2:03.06
56	Carter Lamb	FR-1	Morehead State	2:03.81
57	Brady Baker	SO-2	Morehead State	2:04.00
58	Chandler Roberson	FR-1	Bethel (Tenn.)	2:04.10
59	Owen Crocker	SO-2	Bethel (Tenn.)	2:04.12
60	Dylan Banda	SR-4	Indiana Tech	2:04.92
61	Jack Haggard	FR-1	Bellarmino	2:06.04
62	Carson Warman	SR-4	Bethel (Tenn.)	2:11.38
63	Mateo Mendez		Unattached	2:12.13
64	Ben Parker	SR-4	Marshall	2:13.64
	Caleb Rigney	SR-4	Cumberlands	DNF
	Gabriel Moronta	SR-4	South Florida	DNF
	Antonio Hanson	SR-4	South Florida	DNS
	Alexavier Monfries	SR-4	South Florida	DNS
	Dillan Melchiore	JR-3	Cumberlands	DNS
	Ryan Ehrler	FR-1	Cumberlands	DNS
	Jacob Tapscott	SO-2	Eastern Kentucky	DNS
	Carmelo Cannizzaro	SR-4	Mid. Tenn. State	DNS
	Dakoda Greci	FR-1	Vincennes	DNS

PL	NAME	YEAR	TEAM	TIME
	Scott Greeves		University of Tennessee Club	DNS
	Michael Mendonca	SO-2	Mid. Tenn. State	DNS

Men's 800 Meters Section 1

PL	NAME	YEAR	TEAM	TIME
2	Mackdonald Songok	FR-1	Mid. Tenn. State	1:50.26
3	Karim Belmahdi	SR-4	South Florida	1:50.29
4	Anthony Herrera	SO-2	Florida State	1:50.39
5	Aniol Borrás	SR-4	Eastern Kentucky	1:50.49
7	Wail Bourahli	SR-4	Mid. Tenn. State	1:51.50
12	Zach Trotter	SR-4	Florida State	1:52.87

Men's 800 Meters Section 2

PL	NAME	YEAR	TEAM	TIME
1	Josh Jones	SR-4	Miami (Fla.)	1:50.18
6	Max Hooper	FR-1	Lipscomb	1:50.86
8	Alex Hooten	JR-3	Bellarmine	1:51.66
10	Michael Polizzi	SO-2	Lipscomb	1:52.59
23	Kevin Vanderkolk	SR-4	Belmont	1:55.19
	Scott Greeves		University of Tennessee Club	DNS

Men's 800 Meters Section 3

PL	NAME	YEAR	TEAM	TIME
9	Victor Carpeggiani	SO-2	Cumberlands	1:52.50 * *
14	Sammy Sang	SO-2	Mid. Tenn. State	1:53.23
21	Saxon Brown	JR-3	Lipscomb	1:54.89
26	Ernie Waterson	SR-4	Illinois Wesleyan	1:55.32
27	Daniel Winkelman	SO-2	Lipscomb	1:55.67
	Gabriel Moronta	SR-4	South Florida	DNF
	Alexavier Monfries	SR-4	South Florida	DNS

PL	NAME	YEAR	TEAM	TIME
	Carmelo Cannizzaro	SR-4	Mid. Tenn. State	DNS

Men's 800 Meters Section 4

PL	NAME	YEAR	TEAM	TIME
11	Trey Haralson	JR-3	Lipscomb	1:52.72
13	Aidan Herman	SO-2	Eastern Kentucky	1:53.10
15	Bravin Kibitok	FR-1	Alabama A&M	1:53.56
16	Prescott Noll	FR-1	Miami (Fla.)	1:54.08
17	Justin Stearns	SR-4	Lindsey Wilson	1:54.50
18	David Stukey	SO-2	Tennessee-Martin	1:54.54
22	Jacob Puhalla	SO-2	Louisville	1:55.08
25	Ben Dunkle		Unattached	1:55.24
31	Gabriel Falting	FR-1	Arkansas State	1:56.02
63	Mateo Mendez		Unattached	2:12.13

Men's 800 Meters Section 5

PL	NAME	YEAR	TEAM	TIME
19	Marti Molins	SO-2	Lindsey Wilson	1:54.74
20	Kyle Lightner	SR-4	Rio Grande	1:54.84
28	Dylan Dryer	FR-1	Alabama-Huntsville	1:55.77
29	Waval Davis	FR-1	Indiana Tech	1:55.84
30	Andrew Yeary	SO-2	Cumberlands	1:56.00
33	Dominic Zana	JR-3	Alabama-Huntsville	1:56.21
34	Korede Otusajo	JR-3	Alabama A&M	1:56.35
37	Tobias Tanui	FR-1	Tennessee-Martin	1:57.62
42	Luke Goode	FR-1	Marshall	1:59.11
54	Ngor Agwick	SR-4	Indiana Tech	2:01.84
60	Dylan Banda	SR-4	Indiana Tech	2:04.92
	Ryan Ehrler	FR-1	Cumberlands	DNS
	Antonio Hanson	SR-4	South Florida	DNS

Men's 800 Meters Section 6

PL	NAME	YEAR	TEAM	TIME
24	Robert Arnold	JR-3	Memphis	1:55.21
32	Max Young	SO-2	Cumberlands	1:56.11
35	Gavin Bacus	SO-2	Lipscomb	1:56.88
36	Myles Smithson	JR-3	Campbellsville	1:57.01 
40	Preston Winiger	FR-1	Northern Kentucky	1:58.14
43	Wes Grogan	SR-4	Morehead State	1:59.20
44	Alex Steen	SR-4	Campbellsville	1:59.22 
46	Alan Marshall	FR-1	Southern Indiana	1:59.37
52	Garrett West	SO-2	Morehead State	2:01.67
	Jacob Tapscott	SO-2	Eastern Kentucky	DNS

Men's 800 Meters Section 7

PL	NAME	YEAR	TEAM	TIME
38	Brayden Holland	FR-1	Northern Kentucky	1:57.71
39	William Adkins	FR-1	Bethel (Tenn.)	1:57.76
45	Alex Bobak	SO-2	Memphis	1:59.35
48	Liam Parido	FR-1	Morehead State	2:00.11
49	Reed Richardson	SO-2	Cumberlands	2:00.27
53	Maddox Knight	FR-1	Cumberlands	2:01.74
56	Carter Lamb	FR-1	Morehead State	2:03.81
64	Ben Parker	SR-4	Marshall	2:13.64
	Caleb Rigney	SR-4	Cumberlands	DNF
	Dillan Melchior	JR-3	Cumberlands	DNS
	Michael Mendonca	SO-2	Mid. Tenn. State	DNS

Men's 800 Meters Section 8

PL	NAME	YEAR	TEAM	TIME
41	William Keefer	FR-1	Austin Peay	1:58.98

PL	NAME	YEAR	TEAM	TIME
47	Weston Blair	FR-1	Morehead State	1:59.99
50	Jacob Schweigardt	SO-2	Austin Peay	2:00.52
51	Andrew Mercier	FR-1	Indiana Tech	2:00.89
55	Kelvin Kipsang	FR-1	Vincennes	2:03.06
57	Brady Baker	SO-2	Morehead State	2:04.00
58	Chandler Roberson	FR-1	Bethel (Tenn.)	2:04.10
59	Owen Crocker	SO-2	Bethel (Tenn.)	2:04.12
61	Jack Haggard	FR-1	Bellarmino	2:06.04
62	Carson Warman	SR-4	Bethel (Tenn.)	2:11.38
	Dakoda Greci	FR-1	Vincennes	DNS

Men's 1 Mile Run Division 1

Top↑

PL	NAME	YEAR	TEAM	TIME
1	Brady Yingst	JR-3	Lipscomb	4:08.75
2	Trey Haralson	JR-3	Lipscomb	4:08.97
3	Josh Jones	SR-4	Miami (Fla.)	4:09.12
4	William Goodrich	JR-3	Lipscomb	4:09.24
5	Angus Monro	SO-2	Tennessee-Martin	4:09.25
6	Hauke Trost	SO-2	Cumberlands	4:09.26 * *
7	Matthew Hansen	JR-3	Lipscomb	4:09.44
8	Brady Millikin	JR-3	Tennessee-Martin	4:10.30
9	Nathan Knox	SR-4	Alabama-Huntsville	4:10.41
10	Zach Trotter	SR-4	Florida State	4:10.66
11	Justin Stearns	SR-4	Lindsey Wilson	4:11.26 *
12	Jacob Line	JR-3	Northern Kentucky	4:11.48
13	Kazuma Bowring	SR-4	Marshall	4:12.07
14	Sammy Sang	SO-2	Mid. Tenn. State	4:12.07
15	Conner Patterson	JR-3	Alabama-Huntsville	4:12.46
16	Evan Stevens	FR-1	Arkansas State	4:14.02

PL	NAME	YEAR	TEAM	TIME
17	Joseph Skoog		Unattached	4:14.23
18	Robert Arnold	JR-3	Memphis	4:14.63
19	Jonah Frey	SO-2	Alabama-Huntsville	4:14.78
20	Giulio Romano	SO-2	Indiana Tech	4:14.98
21	Daniel Winkelman	SO-2	Lipscomb	4:15.71
22	Marti Molins	SO-2	Lindsey Wilson	4:16.13
23	Tyler Zimmerman	SO-2	Southern Indiana	4:16.69
24	Kyle Lightner	SR-4	Rio Grande	4:16.79
25	Bradley White		Unattached	4:16.85
26	Zach Avenel	JR-3	Xavier (Ohio)	4:17.18
27	Owen Morgan		Unattached	4:17.19
28	Avinash Patel	FR-1	Arkansas State	4:17.31
29	Griffen Wheeler	FR-1	Southern Indiana	4:17.65
30	Andrew Mareello	FR-1	South Florida	4:18.51
31	Adam Taylor	FR-1	Alabama-Huntsville	4:18.65
32	Jacob Sebaugh		Unattached	4:18.71
33	Lucas Reguinho	SO-2	Louisville	4:18.78
34	Eli Mojonnier	SO-2	Southern Indiana	4:18.83
35	Mackdonald Songok	FR-1	Mid. Tenn. State	4:19.77
36	Tristen Bough	FR-1	Tennessee-Martin	4:20.71
37	Prescott Noll	FR-1	Miami (Fla.)	4:20.87
38	Gavin Rockwell		Unattached	4:21.14
39	Gabriel Falting	FR-1	Arkansas State	4:22.17
40	Wes Grogan	SR-4	Morehead State	4:23.11
41	Gregory Beard	FR-1	Northern Kentucky	4:24.63
42	Alex Bobak	SO-2	Memphis	4:24.84
43	Drew Allen	SR-4	Xavier (Ohio)	4:25.17
44	Anthony Herrera	SO-2	Florida State	4:25.37

PL	NAME	YEAR	TEAM	TIME
45	Jonah Edwards	Junior	University of Kentucky Club	4:25.73
46	Braden Wallace	FR-1	Bethel (Tenn.)	4:26.35
47	Dylan Banda	SR-4	Indiana Tech	4:27.46
48	Bett Kennedy	FR-1	Cumberland (Tenn.)	4:27.48
49	Max Young	SO-2	Cumberlands	4:27.97
50	Jacob Messer	JR-3	Northern Kentucky	4:28.61
51	Nate Wheatley	SO-2	Bellarmine	4:31.22
52	Donny Speas	JR-3	Marshall	4:31.94
53	Aviel Gasko	FR-1	Arkansas State	4:33.24
54	Cedrion Cook	JR-3	Bethel (Tenn.)	4:33.63
55	Keghan Thompson	SO-2	Morehead State	4:33.87
56	Jean-Benoit Merte	SR-4	Campbellsville	4:36.04
57	Brody Coleman	FR-1	Morehead State	4:37.86
58	Nathan Whitehead	SO-2	Vincennes	4:39.43
59	Mateo Mendez		Unattached	4:47.08
60	Hayden Padgett	FR-1	Bethel (Tenn.)	4:49.00
61	Hudson Wallace	FR-1	Bethel (Tenn.)	4:49.12
62	Christian Pastrana	SR-4	Austin Peay	4:51.40
	Owen Horevay	FR-1	Lipscomb	DNF
	Michael Polizzi	SO-2	Lipscomb	DNF
	Noah McMurtrey	JR-3	Arkansas State	DNF
	Ryan Ennis	Senior	University of Kentucky Club	DNF

Men's 1 Mile Run Division 1 Section 1

PL	NAME	YEAR	TEAM	TIME
1	Brady Yingst	JR-3	Lipscomb	4:08.75
4	William Goodrich	JR-3	Lipscomb	4:09.24
7	Matthew Hansen	JR-3	Lipscomb	4:09.44
9	Nathan Knox	SR-4	Alabama-Huntsville	4:10.41

PL	NAME	YEAR	TEAM	TIME
10	Zach Trotter	SR-4	Florida State	4:10.66
11	Justin Stearns	SR-4	Lindsey Wilson	4:11.26 *
14	Sammy Sang	SO-2	Mid. Tenn. State	4:12.07
15	Conner Patterson	JR-3	Alabama-Huntsville	4:12.46
17	Joseph Skoog		Unattached	4:14.23
18	Robert Arnold	JR-3	Memphis	4:14.63
19	Jonah Frey	SO-2	Alabama-Huntsville	4:14.78
44	Anthony Herrera	SO-2	Florida State	4:25.37
	Michael Polizzi	SO-2	Lipscomb	DNF

Men's 1 Mile Run Division 1 Section 2

PL	NAME	YEAR	TEAM	TIME
2	Trey Haralson	JR-3	Lipscomb	4:08.97
3	Josh Jones	SR-4	Miami (Fla.)	4:09.12
5	Angus Monro	SO-2	Tennessee-Martin	4:09.25
6	Hauke Trost	SO-2	Cumberlands	4:09.26 * *
8	Brady Millikin	JR-3	Tennessee-Martin	4:10.30
12	Jacob Line	JR-3	Northern Kentucky	4:11.48
13	Kazuma Bowring	SR-4	Marshall	4:12.07
16	Evan Stevens	FR-1	Arkansas State	4:14.02
21	Daniel Winkelman	SO-2	Lipscomb	4:15.71
22	Marti Molins	SO-2	Lindsey Wilson	4:16.13
	Owen Horevay	FR-1	Lipscomb	DNF

Men's 1 Mile Run Division 1 Section 3

PL	NAME	YEAR	TEAM	TIME
20	Giulio Romano	SO-2	Indiana Tech	4:14.98
23	Tyler Zimmerman	SO-2	Southern Indiana	4:16.69
24	Kyle Lightner	SR-4	Rio Grande	4:16.79
26	Zach Avenel	JR-3	Xavier (Ohio)	4:17.18

PL	NAME	YEAR	TEAM	TIME
27	Owen Morgan		Unattached	4:17.19
28	Avinash Patel	FR-1	Arkansas State	4:17.31
29	Griffen Wheeler	FR-1	Southern Indiana	4:17.65
30	Andrew Marello	FR-1	South Florida	4:18.51
31	Adam Taylor	FR-1	Alabama-Huntsville	4:18.65
32	Jacob Sebaugh		Unattached	4:18.71
34	Eli Mojonier	SO-2	Southern Indiana	4:18.83
43	Drew Allen	SR-4	Xavier (Ohio)	4:25.17
	Noah McMurtrey	JR-3	Arkansas State	DNF

Men's 1 Mile Run Division 1 Section 4

PL	NAME	YEAR	TEAM	TIME
25	Bradley White		Unattached	4:16.85
33	Lucas Reguinho	SO-2	Louisville	4:18.78
36	Tristen Bough	FR-1	Tennessee-Martin	4:20.71
37	Prescott Noll	FR-1	Miami (Fla.)	4:20.87
38	Gavin Rockwell		Unattached	4:21.14
39	Gabriel Falting	FR-1	Arkansas State	4:22.17
40	Wes Grogan	SR-4	Morehead State	4:23.11
41	Gregory Beard	FR-1	Northern Kentucky	4:24.63
42	Alex Bobak	SO-2	Memphis	4:24.84
47	Dylan Banda	SR-4	Indiana Tech	4:27.46
49	Max Young	SO-2	Cumberlands	4:27.97
53	Aviel Gasko	FR-1	Arkansas State	4:33.24
59	Mateo Mendez		Unattached	4:47.08

Men's 1 Mile Run Division 1 Section 5

PL	NAME	YEAR	TEAM	TIME
35	Mackdonald Songok	FR-1	Mid. Tenn. State	4:19.77
45	Jonah Edwards	Junior	University of Kentucky Club	4:25.73

PL	NAME	YEAR	TEAM	TIME
46	Braden Wallace	FR-1	Bethel (Tenn.)	4:26.35
48	Bett Kennedy	FR-1	Cumberland (Tenn.)	4:27.48
50	Jacob Messer	JR-3	Northern Kentucky	4:28.61
51	Nate Wheatley	SO-2	Bellarmine	4:31.22
52	Donny Speas	JR-3	Marshall	4:31.94
54	Cedrion Cook	JR-3	Bethel (Tenn.)	4:33.63
55	Keghan Thompson	SO-2	Morehead State	4:33.87
56	Jean-Benoit Merte	SR-4	Campbellsville	4:36.04
57	Brody Coleman	FR-1	Morehead State	4:37.86
58	Nathan Whitehead	SO-2	Vincennes	4:39.43
60	Hayden Padgett	FR-1	Bethel (Tenn.)	4:49.00
61	Hudson Wallace	FR-1	Bethel (Tenn.)	4:49.12
62	Christian Pastrana	SR-4	Austin Peay	4:51.40
	Ryan Ennis	Senior	University of Kentucky Club	DNF

Men's 1 Mile Run Division 3

[Top↑](#)

PL	NAME	YEAR	TEAM	TIME
1	Braedon Palmer	SR-4	Lipscomb	3:57.45
2	Geoffrey Kirwa	FR-1	Louisville	4:00.58
3	Zachary Cloud	SR-4	Florida State	4:01.76
4	Vincent Chenier	SR-4	Memphis	4:02.32
5	Gustav Bendsen	SO-2	Louisville	4:02.50
6	Jacob Pyeatt	SR-4	Arkansas State	4:02.81
7	Levi Streeval	JR-3	Lipscomb	4:03.21
8	Dylan Allen		Unattached	4:04.09
9	Brian Kiptoo	JR-3	Mid. Tenn. State	4:05.76
10	Chase Atkins	JR-3	Bellarmine	4:07.82
11	Seth Elking		Unattached	4:11.29
12	Kevin Vanderkolk	SR-4	Belmont	4:11.84

PL	NAME	YEAR	TEAM	TIME
13	Sam Wilhelm	SR-4	Alabama-Huntsville	4:12.79
14	Zach Leachman	SR-4	Florida State	4:13.07
15	Joe Farley	SR-4	Florida State	4:14.75
	James Schmidt	SR-4	Lipscomb	DNF
	Max Hooper	FR-1	Lipscomb	DNF

Men's 1 Mile Run Division 3 Section 1

PL	NAME	YEAR	TEAM	TIME
1	Braedon Palmer	SR-4	Lipscomb	3:57.45
2	Geoffrey Kirwa	FR-1	Louisville	4:00.58
4	Vincent Chenier	SR-4	Memphis	4:02.32
5	Gustav Bendsen	SO-2	Louisville	4:02.50
6	Jacob Pyeatt	SR-4	Arkansas State	4:02.81
9	Brian Kiptoo	JR-3	Mid. Tenn. State	4:05.76
12	Kevin Vanderkolk	SR-4	Belmont	4:11.84
13	Sam Wilhelm	SR-4	Alabama-Huntsville	4:12.79
14	Zach Leachman	SR-4	Florida State	4:13.07
	Max Hooper	FR-1	Lipscomb	DNF

Men's 1 Mile Run Division 3 Section 2

PL	NAME	YEAR	TEAM	TIME
3	Zachary Cloud	SR-4	Florida State	4:01.76
7	Levi Streeval	JR-3	Lipscomb	4:03.21
8	Dylan Allen		Unattached	4:04.09
10	Chase Atkins	JR-3	Bellarmine	4:07.82
11	Seth Elking		Unattached	4:11.29
15	Joe Farley	SR-4	Florida State	4:14.75
	James Schmidt	SR-4	Lipscomb	DNF

Men's 3000 Meters

[Top↑](#)

PL	NAME	YEAR	TEAM	TIME
1	Allan Kiplagat	SO-2	Mid. Tenn. State	7:56.60
2	Jacob Pyeatt	SR-4	Arkansas State	7:58.67
3	Sam Wilhelm	SR-4	Alabama-Huntsville	7:59.26 +
4	James Schmidt	SR-4	Lipscomb	7:59.62
5	Zach Leachman	SR-4	Florida State	8:01.53
6	Brian Kiptoo	JR-3	Mid. Tenn. State	8:01.76
7	Zachary Cloud	SR-4	Florida State	8:02.24
8	Kristian Imroth	SO-2	Eastern Kentucky	8:06.02
9	Vincent Chenier	SR-4	Memphis	8:08.38
10	Mario Priego	JR-3	Eastern Kentucky	8:12.07
11	Ty Blair	FR-1	Eastern Kentucky	8:12.89
12	Joseph Skoog		Unattached	8:13.86
13	Alex Nolan	SO-2	Southern Indiana	8:14.52
14	Owen Horevay	FR-1	Lipscomb	8:14.99
15	Brady Terry	JR-3	Southern Indiana	8:15.84
16	Cesc Boix	SO-2	Eastern Kentucky	8:15.91
17	Carter Cheeseman	SR-4	Belmont	8:16.87
18	Tomas Vega	SR-4	Eastern Kentucky	8:17.57
19	Natnael Weldemichael	JR-3	Northern Kentucky	8:17.68
20	Ben Butcher	SR-4	Lipscomb	8:18.45
21	Paul Stamm	JR-3	Bellarmino	8:20.45
22	Joe Farley	SR-4	Florida State	8:21.80
23	Mohammed Jouhari	JR-3	Eastern Kentucky	8:22.90
24	Joe Ponter	FR-1	Lipscomb	8:23.96
25	Zach Brill	JR-3	Belmont	8:25.03
26	Innocent Ntwali	FR-1	Louisville	8:26.45
27	Colton O'Hara	JR-3	Northern Kentucky	8:26.93
28	Anis Abdaoui	FR-1	Vincennes	8:27.21 ✓

PL	NAME	YEAR	TEAM	TIME
29	German Vega	JR-3	Eastern Kentucky	8:28.13
30	Brett Jacobs	FR-1	Arkansas State	8:28.64
31	Ludovico Vaccari	JR-3	Cumberlands	8:29.11
32	Lucas Reguinho	SO-2	Louisville	8:29.30
33	Spenser Wolf	JR-3	Louisville	8:29.76
34	Juan Lucas De La Fluente	SO-2	Mid. Tenn. State	8:31.95
35	Nate Pohlsander	JR-3	Alabama-Huntsville	8:32.58
36	Layden Wagoner	FR-1	Southern Indiana	8:34.19
37	Avinash Patel	FR-1	Arkansas State	8:34.35
38	Coleman Cronk	JR-3	Florida State	8:34.38
39	Nicky Alexander		Unattached	8:34.75
40	AJ Goecker		Unattached	8:34.99
41	Scott McKenzie	SR-4	Lipscomb	8:35.11
42	Isaac Stanford	JR-3	Southern Indiana	8:36.70
43	Owen Morgan		Unattached	8:36.96
44	Ishak Mekideche	FR-1	Cumberlands	8:38.26
45	Justin Lipscomb	FR-1	Marshall	8:38.61
46	Ethan Meyer	SR-4	Louisville	8:41.97
47	Benny Brenneman	SO-2	Arkansas State	8:42.87
48	Cuauhtemoc Fitiao	JR-3	Cumberlands	8:43.08
49	Luke Suliman	FR-1	Miami (Fla.)	8:44.31
50	Cole Hess	SO-2	Southern Indiana	8:45.25
51	Bett Kennedy	FR-1	Cumberland (Tenn.)	8:45.48
52	Garrett Ferguson	SO-2	Marshall	8:45.69
53	Jacob Vogelpohl	SR-4	Morehead State	8:46.82
54	Juan Caballero	SO-2	Indiana Tech	8:47.46
55	Winston McGhee	FR-1	Alabama-Huntsville	8:47.73
56	Declan Byrne	SO-2	Memphis	8:50.85

PL	NAME	YEAR	TEAM	TIME
57	Ryan Burchett	JR-3	Bellarmine	8:53.71
58	Forest MacKenzie	SR-4	Louisville	8:53.89
59	Reid Gulstrom	FR-1	Arkansas State	8:54.41
60	Stetson Childress	SR-4	Northern Kentucky	8:54.66
61	Colton King	SO-2	Tennessee-Martin	8:56.47
62	Quinn DeGuira		Unattached	8:59.08
63	Jackson Fowler	SO-2	Austin Peay	9:00.28
64	Cedric Cook	JR-3	Bethel (Tenn.)	9:07.26
65	Ethan Johnson	SO-2	Campbellsville	9:07.54
66	Brayden Kaelin	FR-1	Campbellsville	9:08.91
67	Braden Wallace	FR-1	Bethel (Tenn.)	9:09.61
68	Tanner Spence	SO-2	Vincennes	9:11.26
69	Aaron Smith	SO-2	Campbellsville	9:14.46
70	Nathan Ruth	FR-1	Northern Kentucky	9:14.59
71	Aidan Whitsell	SO-2	Morehead State	9:15.60
72	Summit Northrup	JR-3	Northern Kentucky	9:18.21
73	Ridge Bruce	FR-1	Tennessee-Martin	9:27.03
74	Santiago Nunez	SO-2	Lindsey Wilson	9:27.31
75	Hudson Wallace	FR-1	Bethel (Tenn.)	9:48.07
76	Hayden Padgett	FR-1	Bethel (Tenn.)	9:55.79
77	Maxwell Berkey	JR-3	Cumberland (Tenn.)	10:58.77
	Brandon Olding		Unattached	DNF
	Natnael Enright	SO-2	Arkansas State	DNF
	Mateo Mendez		Unattached	DNF

Men's 3000 Meters Section 1

PL	NAME	YEAR	TEAM	TIME
1	Allan Kiplagat	SO-2	Mid. Tenn. State	7:56.60
2	Jacob Pyeatt	SR-4	Arkansas State	7:58.67

PL	NAME	YEAR	TEAM	TIME
3	Sam Wilhelm	SR-4	Alabama-Huntsville	7:59.26 +
4	James Schmidt	SR-4	Lipscomb	7:59.62
5	Zach Leachman	SR-4	Florida State	8:01.53
6	Brian Kiptoo	JR-3	Mid. Tenn. State	8:01.76
7	Zachary Cloud	SR-4	Florida State	8:02.24
8	Kristian Imroth	SO-2	Eastern Kentucky	8:06.02
16	Cesc Boix	SO-2	Eastern Kentucky	8:15.91
17	Carter Cheeseman	SR-4	Belmont	8:16.87
22	Joe Farley	SR-4	Florida State	8:21.80
23	Mohammed Jouhari	JR-3	Eastern Kentucky	8:22.90
29	German Vega	JR-3	Eastern Kentucky	8:28.13
38	Coleman Cronk	JR-3	Florida State	8:34.38
	Brandon Olding		Unattached	DNF

Men's 3000 Meters Section 2

PL	NAME	YEAR	TEAM	TIME
9	Vincent Chenier	SR-4	Memphis	8:08.38
10	Mario Priego	JR-3	Eastern Kentucky	8:12.07
11	Ty Blair	FR-1	Eastern Kentucky	8:12.89
12	Joseph Skoog		Unattached	8:13.86
13	Alex Nolan	SO-2	Southern Indiana	8:14.52
14	Owen Horevay	FR-1	Lipscomb	8:14.99
15	Brady Terry	JR-3	Southern Indiana	8:15.84
18	Tomas Vega	SR-4	Eastern Kentucky	8:17.57
19	Natnael Weldemichael	JR-3	Northern Kentucky	8:17.68
20	Ben Butcher	SR-4	Lipscomb	8:18.45
21	Paul Stamm	JR-3	Bellarmine	8:20.45
24	Joe Ponter	FR-1	Lipscomb	8:23.96
39	Nicky Alexander		Unattached	8:34.75

PL	NAME	YEAR	TEAM	TIME
41	Scott McKenzie	SR-4	Lipscomb	8:35.11
42	Isaac Stanford	JR-3	Southern Indiana	8:36.70

Men's 3000 Meters Section 3

PL	NAME	YEAR	TEAM	TIME
25	Zach Brill	JR-3	Belmont	8:25.03
26	Innocent Ntwali	FR-1	Louisville	8:26.45
27	Colton O'Hara	JR-3	Northern Kentucky	8:26.93
28	Anis Abdaoui	FR-1	Vincennes	8:27.21 ✓
30	Brett Jacobs	FR-1	Arkansas State	8:28.64
31	Ludovico Vaccari	JR-3	Cumberlands	8:29.11
32	Lucas Reguinho	SO-2	Louisville	8:29.30
33	Spenser Wolf	JR-3	Louisville	8:29.76
35	Nate Pohlsander	JR-3	Alabama-Huntsville	8:32.58
36	Layden Wagoner	FR-1	Southern Indiana	8:34.19
37	Avinash Patel	FR-1	Arkansas State	8:34.35
40	AJ Goecker		Unattached	8:34.99
46	Ethan Meyer	SR-4	Louisville	8:41.97
50	Cole Hess	SO-2	Southern Indiana	8:45.25
52	Garrett Ferguson	SO-2	Marshall	8:45.69
55	Winston McGhee	FR-1	Alabama-Huntsville	8:47.73
58	Forest MacKenzie	SR-4	Louisville	8:53.89
	Natnael Enright	SO-2	Arkansas State	DNF

Men's 3000 Meters Section 4

PL	NAME	YEAR	TEAM	TIME
34	Juan Lucas De La Fluente	SO-2	Mid. Tenn. State	8:31.95
43	Owen Morgan		Unattached	8:36.96
44	Ishak Mekideche	FR-1	Cumberlands	8:38.26
45	Justin Lipscomb	FR-1	Marshall	8:38.61

PL	NAME	YEAR	TEAM	TIME
47	Benny Brenneman	SO-2	Arkansas State	8:42.87
48	Cuauhtemoc Fitiao	JR-3	Cumberlands	8:43.08
49	Luke Suliman	FR-1	Miami (Fla.)	8:44.31
53	Jacob Vogelpohl	SR-4	Morehead State	8:46.82
54	Juan Caballero	SO-2	Indiana Tech	8:47.46
56	Declan Byrne	SO-2	Memphis	8:50.85
57	Ryan Burchett	JR-3	Bellarmino	8:53.71
60	Stetson Childress	SR-4	Northern Kentucky	8:54.66
61	Colton King	SO-2	Tennessee-Martin	8:56.47
69	Aaron Smith	SO-2	Campbellsville	9:14.46
72	Summit Northrup	JR-3	Northern Kentucky	9:18.21
	Mateo Mendez		Unattached	DNF

Men's 3000 Meters Section 5

PL	NAME	YEAR	TEAM	TIME
51	Bett Kennedy	FR-1	Cumberland (Tenn.)	8:45.48
59	Reid Gulstrom	FR-1	Arkansas State	8:54.41
62	Quinn DeGuira		Unattached	8:59.08
63	Jackson Fowler	SO-2	Austin Peay	9:00.28
64	Cedric Cook	JR-3	Bethel (Tenn.)	9:07.26
65	Ethan Johnson	SO-2	Campbellsville	9:07.54
66	Brayden Kaelin	FR-1	Campbellsville	9:08.91
67	Braden Wallace	FR-1	Bethel (Tenn.)	9:09.61
68	Tanner Spence	SO-2	Vincennes	9:11.26
70	Nathan Ruth	FR-1	Northern Kentucky	9:14.59
71	Aidan Whitsell	SO-2	Morehead State	9:15.60
73	Ridge Bruce	FR-1	Tennessee-Martin	9:27.03
74	Santiago Nunez	SO-2	Lindsey Wilson	9:27.31
75	Hudson Wallace	FR-1	Bethel (Tenn.)	9:48.07

PL	NAME	YEAR	TEAM	TIME
76	Hayden Padgett	FR-1	Bethel (Tenn.)	9:55.79
77	Maxwell Berkey	JR-3	Cumberland (Tenn.)	10:58.77

Men's 5000 Meters


Top↑

PL	NAME	YEAR	TEAM	TIME
1	Andrew Hammel	JR-3	Belmont	14:24.09
2	Tyler Jenkins	JR-3	Rio Grande	14:29.31 * *
3	Noah George	FR-1	Alabama-Huntsville	14:30.59
4	Serhii Shevchenko	SO-2	Cumberlands	14:31.56 * *
5	Matty Mackay	SR-4	Belmont	14:31.82
6	Griffin Staude	SR-4	Eastern Kentucky	14:42.19
7	Kenny Guy	SO-2	Memphis	14:42.53
8	Christopher Lucas	JR-3	Xavier (Ohio)	14:42.75
9	Dakota Frank	FR-1	Alabama-Huntsville	14:44.70
10	Noah Loser	SO-2	Cumberlands	14:45.84 *
11	Will Anglea	SR-4	Alabama-Huntsville	14:56.55
12	Drew Brill	SO-2	Belmont	14:58.01
13	Dylan Bland	JR-3	Southern Indiana	15:00.06
14	Zach Wells	FR-1	Southern Indiana	15:01.15
15	Duncan Kogei	FR-1	Rio Grande	15:01.39
16	James Ndayishimiye	FR-1	Eastern Kentucky	15:05.35
17	David Stukey	SO-2	Tennessee-Martin	15:06.54
18	Landen Swiney	JR-3	Southern Indiana	15:11.92
19	Dominic Malel	FR-1	Campbellsville	15:12.77 🇫🇷
20	Kyle Kern	FR-1	Southern Indiana	15:15.44
21	Corbin Harris		Unattached	15:15.70
22	Conner Hampton	SO-2	Alabama-Huntsville	15:18.81
23	James Haggerty	FR-1	Southern Indiana	15:18.90
24	Brady Dawkins	SO-2	Marshall	15:20.22

PL	NAME	YEAR	TEAM	TIME
25	Dylan Ellis		Unattached	15:25.47
26	Zach Meixner	Senior	University of Kentucky Club	15:27.68
27	Blake Smith	FR-1	Southern Indiana	15:28.02
28	Dawson Mayberry	SR-4	Arkansas State	15:28.49
29	Brady Tremayne	FR-1	Southern Indiana	15:33.51
30	Ben Perulfi	FR-1	Southern Indiana	15:35.13
31	Ryan Luitjohan	SO-2	Southern Indiana	15:37.11
32	Joe Schwartz	FR-1	Southern Indiana	15:37.84
33	Martin Batel	FR-1	Campbellsville	15:40.38 
34	Cody Noel	SO-2	Vincennes	15:42.67
35	Mukal Verma	SO-2	Southern Indiana	15:46.47
36	Ian Horton	FR-1	Arkansas State	15:50.00
37	Caden Hostetler	SO-2	Vincennes	15:51.41
38	Benjamin Huey	JR-3	Memphis	16:13.45
39	Lane Connaway	FR-1	Vincennes	16:15.57
40	Riley Rosado		Unattached	16:26.92
41	Jeremy Mendez	FR-1	Vincennes	16:31.29
42	Ben Crask		Unattached	16:48.94
	Lukas Smithson	SR-4	Campbellsville	DNF

Men's 5000 Meters Section 1

PL	NAME	YEAR	TEAM	TIME
7	Kenny Guy	SO-2	Memphis	14:42.53
17	David Stukey	SO-2	Tennessee-Martin	15:06.54
18	Landen Swiney	JR-3	Southern Indiana	15:11.92
23	James Haggerty	FR-1	Southern Indiana	15:18.90
24	Brady Dawkins	SO-2	Marshall	15:20.22
25	Dylan Ellis		Unattached	15:25.47
26	Zach Meixner	Senior	University of Kentucky Club	15:27.68

PL	NAME	YEAR	TEAM	TIME
27	Blake Smith	FR-1	Southern Indiana	15:28.02
29	Brady Tremayne	FR-1	Southern Indiana	15:33.51
30	Ben Perulfi	FR-1	Southern Indiana	15:35.13
31	Ryan Luitjohan	SO-2	Southern Indiana	15:37.11
32	Joe Schwartz	FR-1	Southern Indiana	15:37.84
33	Martin Batel	FR-1	Campbellsville	15:40.38 
34	Cody Noel	SO-2	Vincennes	15:42.67
35	Mukal Verma	SO-2	Southern Indiana	15:46.47
36	Ian Horton	FR-1	Arkansas State	15:50.00
37	Caden Hostetler	SO-2	Vincennes	15:51.41
38	Benjamin Huey	JR-3	Memphis	16:13.45
39	Lane Connaway	FR-1	Vincennes	16:15.57
40	Riley Rosado		Unattached	16:26.92
41	Jeremy Mendez	FR-1	Vincennes	16:31.29
42	Ben Crask		Unattached	16:48.94


Men's 5000 Meters Section 2

PL	NAME	YEAR	TEAM	TIME
1	Andrew Hammel	JR-3	Belmont	14:24.09
2	Tyler Jenkins	JR-3	Rio Grande	14:29.31  
3	Noah George	FR-1	Alabama-Huntsville	14:30.59
4	Serhii Shevchenko	SO-2	Cumberlands	14:31.56  
5	Matty Mackay	SR-4	Belmont	14:31.82
6	Griffin Staude	SR-4	Eastern Kentucky	14:42.19
8	Christopher Lucas	JR-3	Xavier (Ohio)	14:42.75
9	Dakota Frank	FR-1	Alabama-Huntsville	14:44.70
10	Noah Loser	SO-2	Cumberlands	14:45.84 
11	Will Anglea	SR-4	Alabama-Huntsville	14:56.55
12	Drew Brill	SO-2	Belmont	14:58.01

PL	NAME	YEAR	TEAM	TIME
13	Dylan Bland	JR-3	Southern Indiana	15:00.06
14	Zach Wells	FR-1	Southern Indiana	15:01.15
15	Duncan Kogei	FR-1	Rio Grande	15:01.39
16	James Ndayishimiye	FR-1	Eastern Kentucky	15:05.35
19	Dominic Malel	FR-1	Campbellsville	15:12.77 
20	Kyle Kern	FR-1	Southern Indiana	15:15.44
21	Corbin Harris		Unattached	15:15.70
22	Conner Hampton	SO-2	Alabama-Huntsville	15:18.81
28	Dawson Mayberry	SR-4	Arkansas State	15:28.49
	Lukas Smithson	SR-4	Campbellsville	DNF

Men's 60 Hurdles Finals


[Top↑](#)

PL	NAME	YEAR	TEAM	TIME
1	Tyson Williams	SR-4	Florida State	7.69
2	Andre Korbmacher	SO-2	Florida State	7.73
3	Giovanni Wearing	JR-3	Wisconsin	7.74
4	Markel Jones	SO-2	South Florida	7.84
5	Will Glass	SR-4	Arkansas State	7.91
6	Michael Bourne III	SR-4	South Florida	7.98
7	Wes Egalite	JR-3	Alabama-Huntsville	8.09 
8	Christian Coleman	SO-2	Southern Illinois	8.11

Men's 60 Hurdles Preliminaries

[Top↑](#)

PL	NAME	YEAR	TEAM	TIME
1	Andre Korbmacher	SO-2	Florida State	7.83
2	Markel Jones	SO-2	South Florida	7.87
3	Tyson Williams	SR-4	Florida State	7.87
4	Giovanni Wearing	JR-3	Wisconsin	7.98
5	Michael Bourne III	SR-4	South Florida	8.00

PL	NAME	YEAR	TEAM	TIME
6	Will Glass	SR-4	Arkansas State	8.00
7	Wes Egalite	JR-3	Alabama-Huntsville	8.13 +
8	Christian Coleman	SO-2	Southern Illinois	8.14
9	Vince Flegeance	JR-3	Belmont	8.19
10	Javion Westfield	FR-1	Indiana Tech	8.20
11	Peter Oliveira	SO-2	Marshall	8.23
12	Jacari Simpson	JR-3	Memphis	8.25
13	Eric Barker	SO-2	Alabama A&M	8.35
14	Clinton Bass	SO-2	Bellarmino	8.36
15	Jason Ravelo	FR-1	Marshall	8.36
16	Jackie Saye	FR-1	Indiana Tech	8.39
17	Collins Mokuah	SR-4	Indiana Tech	8.40
18	Randolph Wilkerson		Unattached	8.42
19	Emmanuel Niang	SR-4	Campbellsville	8.48 
20	Carter Olmsted	SO-2	Bellarmino	8.49
21	Cristian Gibson	FR-1	Alabama-Huntsville	8.54
22	Skyler Cody	FR-1	Alabama-Huntsville	8.55
23	Eric Toviave	JR-3	Belmont	8.56
24	Ja'Kobe Ward	JR-3	Tennessee-Martin	8.56
25	Kairell Avery	FR-1	Lindsey Wilson	8.68
26	Alex Harvey	SR-4	Illinois Wesleyan	8.70
27	Ian Rosario Alicea	FR-1	Lindsey Wilson	8.85
28	Javon Adams	JR-3	Eastern Kentucky	8.99
29	Renaldo Savoury	SR-4	Cumberland (Tenn.)	9.10
30	William Riley	SR-4	Campbellsville	9.85
31	Caden Howard	SO-2	Alabama-Huntsville	20.56

Men's 60 Hurdles Preliminaries Heat 1

PL	NAME	YEAR	TEAM	TIME
21	Cristian Gibson	FR-1	Alabama-Huntsville	8.54
22	Skyler Cody	FR-1	Alabama-Huntsville	8.55
25	Kairell Avery	FR-1	Lindsey Wilson	8.68
27	Ian Rosario Alicea	FR-1	Lindsey Wilson	8.85
28	Javon Adams	JR-3	Eastern Kentucky	8.99
29	Renaldo Savoury	SR-4	Cumberland (Tenn.)	9.10
30	William Riley	SR-4	Campbellsville	9.85
31	Caden Howard	SO-2	Alabama-Huntsville	20.56

Men's 60 Hurdles Preliminaries Heat 2

PL	NAME	YEAR	TEAM	TIME
9	Vince Flegeance	JR-3	Belmont	8.19
12	Jacari Simpson	JR-3	Memphis	8.25
13	Eric Barker	SO-2	Alabama A&M	8.35
14	Clinton Bass	SO-2	Bellarmine	8.36
18	Randolph Wilkerson		Unattached	8.42
23	Eric Toviave	JR-3	Belmont	8.56
24	Ja'Kobe Ward	JR-3	Tennessee-Martin	8.56
26	Alex Harvey	SR-4	Illinois Wesleyan	8.70

Men's 60 Hurdles Preliminaries Heat 3

PL	NAME	YEAR	TEAM	TIME
7	Wes Egalite	JR-3	Alabama-Huntsville	8.13 +
8	Christian Coleman	SO-2	Southern Illinois	8.14
10	Javion Westfield	FR-1	Indiana Tech	8.20
11	Peter Oliveira	SO-2	Marshall	8.23
15	Jason Ravelo	FR-1	Marshall	8.36
16	Jackie Saye	FR-1	Indiana Tech	8.39
17	Collins Mokuah	SR-4	Indiana Tech	8.40

Men's 60 Hurdles Preliminaries Heat 4

PL	NAME	YEAR	TEAM	TIME
1	Andre Korbmacher	SO-2	Florida State	7.83
2	Markel Jones	SO-2	South Florida	7.87
3	Tyson Williams	SR-4	Florida State	7.87
4	Giovanni Wearing	JR-3	Wisconsin	7.98
5	Michael Bourne III	SR-4	South Florida	8.00
6	Will Glass	SR-4	Arkansas State	8.00
19	Emmanuel Niang	SR-4	Campbellsville	8.48 
20	Carter Olmsted	SO-2	Bellarmine	8.49

Men's 4 x 400 Relay

Top↑

PL	TEAM	SQUAD	ATHLETES	TIME
1	Miami (Fla.)	A	Ace Malone, Sean Watkins, Solomon Strader, George Franks	3:08.20
2	South Florida	A	Nathan Metelus, Markel Jones, Gabriel Moronta Jr, Michael Bourne III	3:10.01
3	Lipscomb	B	Wessel Vandernest, Nathan Wallace, Max Hooper, Levi Streeval	3:14.25
4	Cumberlands	A	Jaysaun Smith, Cam Andrews, Roderick Soto, Grayson Rahbany	3:14.32  
5	Alabama-Huntsville	A	Chris Thomas, Bryan Singleton, Eon Morris, Jaiden Young	3:15.84 
6	Cumberland (Tenn.)	A	Veron Ifill, Mustapha Bokpin, Benjamin Nyakudya, Logan Istre	3:16.43  
7	Louisville	A	Trevor Holbrook, Jaylen Cole, Elijah Porter, Ryan Farrell	3:16.66
8	Indiana Tech	A	Deonsae Dorsey, Miles Gray, Kamari Rush, Braden Crosby	3:17.01 
9	Alabama A&M	A	Isaac Jackson, Talil Atkins, Korede Otusajo, Eric Barker	3:17.22
10	Lindsey Wilson	A	Daniel Otibo, David Requejo, Enric Fernandez, Royce Mentor	3:17.45 
11	Marshall	A	Isaiah Harper, Ethan Bowens, Micah Coates, Isaiah Valentine	3:18.14
12	Belmont	A	Daniel Crouse, Tezz Dozier, Eric Toviave, Morgan Lewis	3:18.22
13	Illinois Wesleyan	A	Alex Harvey, Reece Dusek, Noah Sadowski, Evan Lowder	3:20.39

PL	TEAM	SQUAD	ATHLETES	TIME
14	Vincennes	A	Isaiah Ervin, Zion Pruitt, Olamipo Ladipo, Artezz Butler-Sanders	3:21.78
15	Eastern Kentucky	A	Baker Green, Tye Stevens, John Cooley, Brandon Snell	3:22.39
16	Bellarmine	A	Carter Olmstead, Zac Hutslar, Grant King, Jackson Gordon	3:22.42
17	Marshall	B	Wyatt Milhoan, Joey Bloebaum, Micah Hinton, AJ Young	3:22.97
18	Mid. Tenn. State	A	Jamaree Jenkins, Jackson Burns, Chris Valentin, John Sherman	3:23.76
19	Northern Kentucky	A	Brayden Holland, Alexander Prevatte, Branton Koroly, Elijah Harrison	3:25.57
20	Indiana Tech	B	Collins Mokuah, Javion Westfield, Dylan Banda, Jackie Saye	3:25.77
21	Tennessee-Martin	A	Chadwick Stewart, Maluke Cluver, Ja'Kobe Ward, Kameron Shade	3:28.97
	Lipscomb	A	Braeden Ofosu-Kwarteng, Nathan Wallace, Saxon Brown, Joe Kennedy	DNF
	Louisville	B	JB Terrill, Terance Jackson, Clarence McClean, Adrian Johnson	DNF
	Miami (Fla.)	B	Lance Ward, Caine Stanley, Robert Joseph, Prescott Noll	DNF
	South Florida	B	Joshua Crum, Shomari Pettigrew, Isaac Chandra, Abdul-Rasheed Saminu	DNF

Men's 4 x 400 Relay Section 1

PL	TEAM	ATHLETES	TIME
1	Miami (Fla.)	Malone, Watkins, Strader, Franks	3:08.20
2	South Florida	Metelus, Jones, Moronta Jr, Bourne III	3:10.01
3	Lipscomb	Vandernest, Wallace, Hooper, Streeval	3:14.25
6	Cumberland (Tenn.)	Ifill, Bokpin, Nyakudya, Istre	3:16.43 **
10	Lindsey Wilson	Otibo, Requejo, Fernandez, Mentor	3:17.45 *

Men's 4 x 400 Relay Section 2

PL	TEAM	ATHLETES	TIME
7	Louisville	Holbrook, Cole, Porter, Farrell	3:16.66

PL	TEAM	ATHLETES	TIME
9	Alabama A&M	Jackson, Atkins, Otusajo, Barker	3:17.22
15	Eastern Kentucky	Green, Stevens, Cooley, Snell	3:22.39
19	Northern Kentucky	Holland, Prevatte, Koroly, Harrison	3:25.57
	South Florida	Crum, Pettigrew, Chandra, Saminu	DNF

Men's 4 x 400 Relay Section 3

PL	TEAM	ATHLETES	TIME
11	Marshall	Harper, Bowens, Coates, Valentine	3:18.14
13	Illinois Wesleyan	Harvey, Dusek, Sadowski, Lowder	3:20.39
16	Bellarmine	Olmstead, Hutslar, King, Gordon	3:22.42
17	Marshall	Milhoan, Bloebaum, Hinton, Young	3:22.97
	Louisville	Terrill, Jackson, McClean, Johnson	DNF
	Lipscomb	Ofosu-Kwarteng, Wallace, Brown, Kennedy	DNF

Men's 4 x 400 Relay Section 4

PL	TEAM	ATHLETES	TIME
5	Alabama-Huntsville	Thomas, Singleton, Morris, Young	3:15.84 +
14	Vincennes	Ervin, Pruitt, Ladipo, Butler-Sanders	3:21.78
21	Tennessee-Martin	Stewart, Cluver, Ward, Shade	3:28.97
	Miami (Fla.)	Ward, Stanley, Joseph, Noll	DNF

Men's 4 x 400 Relay Section 5

PL	TEAM	ATHLETES	TIME
4	Cumberlands	Smith, Andrews, Soto, Rahbany	3:14.32 ** *
8	Indiana Tech	Dorsey, Gray, Rush, Crosby	3:17.01 *
12	Belmont	Crouse, Dozier, Toviave, Lewis	3:18.22
18	Mid. Tenn. State	Jenkins, Burns, Valentin, Sherman	3:23.76
20	Indiana Tech	Mokuah, Westfield, Banda, Saye	3:25.77

Men's High Jump Division 1

Top↑

PL	NAME	YEAR	TEAM	MARK	CONV		
1	Devin Jordan	SO-2	Ohio State	2.09m	6' 10.25"		
	1.80 PPP	1.85 PPP	1.90 XO	1.95 O	2.00 XO	2.04 O	2.09 O
2	Sean Kaminski	JR-3	Ohio State	2.09m	6' 10.25"		
	1.80 PPP	1.85 PPP	1.90 O	1.95 O	2.00 O	2.04 XPP	2.09 XO
3	Tremayne Brown	FR-1	Vincennes	2.00m ✓	6' 6.75"		
	1.80 PPP	1.85 PPP	1.90 O	1.95 O	2.00 XO	2.04 XXX	
4	Ryan Muktar	FR-1	Marshall	2.00m	6' 6.75"		
	1.80 PPP	1.85 O	1.90 O	1.95 O	2.00 XXO	2.04 XXX	
4	Bryce Ravenell	SR-4	Memphis	2.00m	6' 6.75"		
	1.80 PPP	1.85 PPP	1.90 O	1.95 O	2.00 XXO	2.04 XXX	
6	Evan Weder	FR-1	Marshall	2.00m	6' 6.75"		
	1.80 PPP	1.85 O	1.90 XO	1.95 XO	2.00 XXO	2.04 XXX	
7	Kaden Gardner	SO-2	Northern Kentucky	1.95m	6' 4.75"		
	1.80 PPP	1.85 PPP	1.90 O	1.95 O	2.00 XXX		
8	Malik Turner	JR-3	Alabama-Huntsville	1.95m	6' 4.75"		
	1.80 PPP	1.85 O	1.90 O	1.95 XO	2.00 XXX		
9	Matthew Lindberg	SO-2	Illinois Wesleyan	1.95m	6' 4.75"		
	1.80 PPP	1.85 PPP	1.90 XO	1.95 XO	2.00 XXX		
10	AJ Young	FR-1	Marshall	1.95m	6' 4.75"		
	1.80 O	1.85 XO	1.90 O	1.95 XXO	2.00 XXX		
11	Tylor Leedom	SR-4	Michigan State	1.90m	6' 2.75"		
	1.80 PPP	1.85 O	1.90 O	1.95 XXX			
12	Luis Groff	SO-2	Lindsey Wilson	1.90m	6' 2.75"		
	1.80 PPP	1.85 O	1.90 XO	1.95 XXX			
13	Scarlassara Liyu	JR-3	Cumberland (Tenn.)	1.90m	6' 2.75"		

PL	NAME	YEAR	TEAM	MARK	CONV
	1.80 O	1.85 XO	1.90 XO	1.95 XXX	
14	Dyse Harding	FR-1	Lindsey Wilson	1.85m	6' 0.75"
	1.80 PPP	1.85 O	1.90 XXX		
14	Raylon Wilson	SO-2	Campbellsville	1.85m	6' 0.75"
	1.80 PPP	1.85 O	1.90 XXX		
16	Devin Walker	FR-1	Mid. Tenn. State	1.80m	5' 10.75"
	1.80 O	1.85 XXX			
16	Caden Howard	SO-2	Alabama-Huntsville	1.80m	5' 10.75"
	1.80 O	1.85 XXX			
	Damien Depauw	FR-1	Brescia	DNS	NH
	0' 0"				
	Camron Hamby	SR-4	Campbellsville	DNS	NH
	0' 0"				

Men's High Jump Division 2

Top↑

PL	NAME	YEAR	TEAM	MARK	CONV		
1	Eli Kosiba	SR-4	Grand Valley St.	2.24m	7' 4.25"		
	2.00 PPP	2.05 PPP	2.10 PPP	2.15 O	2.18 O	2.24 O	2.31 XXX
2	Jaivon Harrison	SR-4	Grand Valley St.	2.15m	7' 0.5"		
	2.00 PPP	2.05 PPP	2.10 O	2.15 O	2.18 XXX		
3	Brion Stephens	JR-3	Louisville	2.15m	7' 0.5"		
	2.00 PPP	2.05 PPP	2.10 XO	2.15 XO	2.18 XXX		
4	Marcus Gelpi	JR-3	Grand Valley St.	2.15m	7' 0.5"		
	2.00 PPP	2.05 O	2.10 O	2.15 XXO	2.18 XXX		
4	Jonathan Rankins-James	SR-4	Grand Valley St.	2.15m	7' 0.5"		
	2.00 PPP	2.05 O	2.10 O	2.15 XXO	2.18 XXX		

PL	NAME	YEAR	TEAM	MARK	CONV
6	Aaron Kim	SR-4	Miami (Fla.)	2.10m	6' 10.75"
	2.00 O	2.05 O	2.10 O	2.15 XXX	
7	Kendell Mosley	SR-4	South Florida	2.05m	6' 8.75"
	2.00 O	2.05 XO	2.10 XXX		
7	Brady Schultz	JR-3	Michigan State	2.05m	6' 8.75"
	2.00 PPP	2.05 XO	2.10 XXX		
9	Josh Moore	SR-4	Louisville	2.00m	6' 6.75"
	2.00 XO	2.05 XXX			
10	Dajuan Montague	SO-2	Memphis	2.00m	6' 6.75"
	2.00 XXO	2.05 XXX			
	Corey Ottey	JR-3	South Florida	DNS	NH
	0' 0"				

Men's Pole Vault Division 1

Top↑

PL	NAME	YEAR	TEAM	MARK	CONV	
1	Landon Cosby	SO-2	Michigan State	4.89m	16' 0.5"	
	4.29 PPP	4.44 PPP	4.59 PPP	4.74 O	4.89 O	5.04 XXX
2	Adam Blue	SO-2	Michigan State	4.89m	16' 0.5"	
	4.29 PPP	4.44 PPP	4.59 PPP	4.74 PPP	4.89 XXO	5.04 XXX
3	Andreas Kreiss	SO-2	South Florida	4.89m	16' 0.5"	
	4.29 PPP	4.44 PPP	4.59 XO	4.74 O	4.89 XXO	5.04 XXX
4	Colton Emeott	SR-4	Grand Valley St.	4.74m	15' 6.5"	
	4.29 PPP	4.44 PPP	4.59 PPP	4.74 O	4.89 XXX	
5	Jack Perry	FR-1	Belmont	4.74m	15' 6.5"	
	4.29 PPP	4.44 PPP	4.59 XO	4.74 O	4.89 XXX	
	Tony Keene	FR-1	Vincennes	NH	NH	

PL	NAME	YEAR	TEAM	MARK	CONV
	4.59 XXX				
	Aidan Dinsbeer	SR-4	Belmont	NH	NH
	4.59 XXX				
	Renaldo Savoury	SR-4	Cumberland (Tenn.)	NH	NH
	4.29 XXX				
	Trey Collins	SR-4	Belmont	DNS	NH

Men's Pole Vault Division 2

Top↑

PL	NAME	YEAR	TEAM	MARK	CONV	
1	Kobe Babin	SR-4	South Florida	5.34m	17' 6.25"	
	4.74 PPP	4.89 PPP	5.04 PPP	5.19 XO	5.34 XO	5.56 XXX
2	Ty McPhail		Unattached	5.19m	17' 0.25"	
	4.74 PPP	4.89 O	5.04 O	5.19 XXO	5.34 XXX	
3	Nikodem Pochopien	FR-1	South Florida	5.04m	16' 6.5"	
	4.74 XXO	4.89 O	5.04 XO	5.19 XXX		
4	Cade DeWitt	SO-2	Louisville	5.04m	16' 6.5"	
	4.74 PPP	4.89 XXO	5.04 XXO	5.19 XXX		
5	Lucas Couron	JR-3	Louisville	4.89m	16' 0.5"	
	4.74 XXO	4.89 O	5.04 XXX			
	Wyatt Alwine	SR-4	Grand Valley St.	NH	NH	
	4.74 XXX					
	Dolan Gonzales	SO-2	Grand Valley St.	NH	NH	
	4.74 XXX					
	Noah Bitter	SR-4	South Florida	DNS	NH	
	Nathan Stone		Unattached	DNS	NH	

Men's Long Jump Division 3

Top↑

PL	NAME	YEAR	TEAM	MARK	CONV	
1	Goodness Iredia	JR-3	South Florida	7.79m	25' 6.75"	
	7.79	FOUL	FOUL	FOUL	FOUL	FOUL
2	Curtis Williams	JR-3	Florida State	7.57m	24' 10"	
	FOUL	FOUL	7.35	7.57	FOUL	7.49
3	Maxwell Wordui	FR-1	Lindsey Wilson	7.49m * *	24' 7"	
	7.49	6.76	7.03	7.09	7.00	7.11
4	Jaiden Rollins	JR-3	Florida State	7.36m	24' 1.75"	
	FOUL	7.23	7.36	7.24	FOUL	PASS
5	Kyvon Tatham	JR-3	Florida State	7.25m	23' 9.5"	
	7.02	6.96	7.02	7.25	7.23	7.24
6	Chrisly Kelly-Cannon	SO-2	Grand Valley St.	7.09m	23' 3.25"	
	FOUL	7.09	FOUL	7.06	6.96	FOUL
7	Addison Painter	SR-4	Marshall	7.01m	23' 0"	
	6.75	7.01	6.99	6.87	FOUL	6.65
8	Roland McGhee Jr.	SO-2	Mid. Tenn. State	7.01m	23' 0"	
	6.96	7.01	6.86	6.85	FOUL	PASS
9	Darrione Williams	SR-4	Southern Illinois	6.89m	22' 7.25"	
	6.82	FOUL	6.89	FOUL	6.71	6.81
10	Ashton Torns	SO-2	Miami (Fla.)	6.67m	21' 10.75"	
	FOUL	FOUL	6.67			
11	Luke Jelderks	JR-3	Grand Valley St.	6.63m	21' 9"	
	6.63	FOUL	FOUL			
	Grigoris Nikolaou	SR-4	Louisville	ND	NM	
	FOUL	FOUL	FOUL			
	Justin Walker	SO-2	Alabama A&M	ND	NM	
	FOUL	FOUL	FOUL			
	Tremaine Browne	JR-3	Lindsey Wilson	DNS	NM	

PL	NAME	YEAR	TEAM	MARK	CONV	
1	Justin Davis	SO-2	Lipscomb	7.06m	23' 2"	
	6.84	6.90	5.34	FOUL	6.90	7.06
2	Carter Bissell	FR-1	Michigan State	7.04m	23' 1.25"	
	6.73	6.88	6.67	6.96	6.94	7.04
3	Jason Smallwood	FR-1	Mid. Tenn. State	6.98m	22' 11"	
	6.98	6.83	6.79	6.46	6.72	6.73
4	Grant Swider	SO-2	Marshall	6.88m	22' 7"	
	6.75	6.88	6.79	6.75	6.50	6.75
5	Gabriel Martin	JR-3	Lipscomb	6.87m	22' 6.5"	
	6.74	6.45	6.72	6.51	6.87	6.58
6	Myles Gentry	SO-2	Memphis	6.85m	22' 5.75"	
	6.85	6.55	FOUL	6.45	6.23	PASS
7	Wes Egalite	JR-3	Alabama-Huntsville	6.78m	22' 3"	
	FOUL	6.78	6.41	4.36	FOUL	FOUL
8	Jalen Nelson	JR-3	Michigan State	6.70m	21' 11.75"	
	6.70	6.62	6.43	6.51	6.60	FOUL
9	Jamaur Williamson	SR-4	Louisville	6.65m	21' 10"	
	6.42	6.65	5.88	FOUL	FOUL	FOUL
10	Javon Brown	SR-4	South Florida	6.63m	21' 9"	
	FOUL	6.48	6.63			
11	Malik Turner	JR-3	Alabama-Huntsville	6.59m	21' 7.5"	
	6.40	6.59	6.21			
12	Jean Yves Thimble Marco	SO-2	Memphis	6.37m	20' 10.75"	
	6.30	6.09	6.37			
13	Amir Mersal	SO-2	Cumberland (Tenn.)	6.25m	20' 6.25"	
	6.25	5.35	PASS			
14	Spencer Harris	JR-3	Rio Grande	6.24m	20' 5.75"	

PL	NAME	YEAR	TEAM	MARK	CONV
	FOUL 6.24 FOUL				
15	Javon Adams	JR-3	Eastern Kentucky	6.21m	20' 4.5"
	FOUL 5.85 6.21				
16	Austin Miller	JR-3	Eastern Kentucky	6.19m	20' 3.75"
	5.66 5.61 6.19				
17	Chase Guthrie	FR-1	Vincennes	6.09m	19' 11.75"
	5.22 5.93 6.09				
18	Dontae Rucker	SO-2	Lindsey Wilson	6.07m	19' 11"
	FOUL 5.97 6.07				
19	David Young	SR-4	Campbellsville	5.92m	19' 5.25"
	5.92 5.86 5.85				
20	Scarlassara Liyu	JR-3	Cumberland (Tenn.)	5.92m	19' 5.25"
	5.92 5.53 5.70				
21	Elisha Lane	FR-1	Tennessee-Martin	5.76m	18' 10.75"
	5.66 5.76 5.30				
22	Grant King	FR-1	Bellarmino	5.76m	18' 10.75"
	FOUL 5.76 FOUL				
	JaQuez Campbell	SO-2	Campbellsville	ND	NM
	FOUL FOUL FOUL				
	Skyler Cody	FR-1	Alabama-Huntsville	ND	NM
	FOUL FOUL FOUL				
	Jaivion Jenkins	FR-1	Arkansas State	ND	NM
	FOUL FOUL FOUL				
	Devaun Butler	FR-1	Mid. Tenn. State	ND	NM
	FOUL FOUL FOUL				
	Javell Brown	SR-4	South Florida	ND	NM

PL	NAME	YEAR	TEAM	MARK	CONV
	FOUL FOUL FOUL				
	Trey Collins	SR-4	Belmont	DNS	NM
	Malachi Taylor	FR-1	Alabama A&M	DNS	NM
	Cole Miller	SO-2	Marshall	DNS	NM
	Carlos Carrasco		Unattached	DNS	NM

Men's Long Jump Division 1 Flight 1

PL	NAME	YEAR	TEAM	MARK
9	Jamaur Williamson	SR-4	Louisville	6.65m
12	Jean Yves Thimble Marco	SO-2	Memphis	6.37m
13	Amir Mersal	SO-2	Cumberland (Tenn.)	6.25m
14	Spencer Harris	JR-3	Rio Grande	6.24m
15	Javon Adams	JR-3	Eastern Kentucky	6.21m
16	Austin Miller	JR-3	Eastern Kentucky	6.19m
17	Chase Guthrie	FR-1	Vincennes	6.09m
19	David Young	SR-4	Campbellsville	5.92m
20	Scarlassara Liyu	JR-3	Cumberland (Tenn.)	5.92m
21	Elisha Lane	FR-1	Tennessee-Martin	5.76m
22	Grant King	FR-1	Bellarmino	5.76m
	Devaun Butler	FR-1	Mid. Tenn. State	ND
	Jaivion Jenkins	FR-1	Arkansas State	ND
	Malachi Taylor	FR-1	Alabama A&M	DNS
	Trey Collins	SR-4	Belmont	DNS
	Carlos Carrasco		Unattached	DNS

Men's Long Jump Division 1 Flight 2

PL	NAME	YEAR	TEAM	MARK
1	Justin Davis	SO-2	Lipscomb	7.06m
2	Carter Bissell	FR-1	Michigan State	7.04m
3	Jason Smallwood	FR-1	Mid. Tenn. State	6.98m

PL	NAME	YEAR	TEAM	MARK
4	Grant Swider	SO-2	Marshall	6.88m
5	Gabriel Martin	JR-3	Lipscomb	6.87m
6	Myles Gentry	SO-2	Memphis	6.85m
7	Wes Egalite	JR-3	Alabama-Huntsville	6.78m
8	Jalen Nelson	JR-3	Michigan State	6.70m
10	Javon Brown	SR-4	South Florida	6.63m
11	Malik Turner	JR-3	Alabama-Huntsville	6.59m
18	Dontae Rucker	SO-2	Lindsey Wilson	6.07m
	Skyler Cody	FR-1	Alabama-Huntsville	ND
	Javell Brown	SR-4	South Florida	ND
	JaQuez Campbell	SO-2	Campbellsville	ND
	Cole Miller	SO-2	Marshall	DNS

Men's Triple Jump

Top↑

PL	NAME	YEAR	TEAM	MARK	CONV	
1	Kyvon Tatham	JR-3	Florida State	15.92m	52' 2.75"	
	15.59	FOUL	15.65	15.58	FOUL	15.92
2	Miller Jones	SO-2	Louisville	15.21m	49' 11"	
	15.21	14.99	15.11	FOUL	14.95	14.84
3	Roman Kuleshov	SR-4	Louisville	15.02m	49' 3.5"	
	15.01	15.02	14.90	FOUL	FOUL	15.01
4	Javon Brown	SR-4	South Florida	14.83m	48' 8"	
	FOUL	14.79	14.69	14.61	14.83	14.44
5	Lorenzo Lucas	JR-3	Lindsey Wilson	14.66m *	48' 1.25"	
	14.59	14.66	FOUL	FOUL	FOUL	14.28
6	Javell Brown	SR-4	South Florida	14.49m	47' 6.5"	
	14.49	FOUL	FOUL	13.98	14.44	FOUL
7	Justin Davis	SO-2	Lipscomb	14.45m	47' 5"	
	14.45	14.35	FOUL	13.59	FOUL	13.44

PL	NAME	YEAR	TEAM	MARK	CONV	
8	Joshua Graham	JR-3	Alabama A&M	14.35m	47' 1"	
	14.21	14.34	FOUL	14.35	13.55	FOUL
9	Daryl Smith Jr.	JR-3	Memphis	14.31m	46' 11.5"	
	14.31	14.23	13.72	FOUL	13.37	FOUL
10	Jamaur Williamson	SR-4	Louisville	14.30m	46' 11"	
	FOUL	FOUL	14.30			
11	Jalen Nelson	JR-3	Michigan State	14.19m	46' 6.75"	
	13.88	14.19	14.04			
12	Julius Williams	FR-1	Alabama-Huntsville	14.02m	46' 0"	
	13.58	FOUL	14.02			
13	Camron Hamby	SR-4	Campbellsville	13.96m 	45' 9.75"	
	13.96	FOUL	FOUL			
14	Javon Adams	JR-3	Eastern Kentucky	13.33m	43' 9"	
	13.33	13.17	FOUL			
15	Quentin Gentry	FR-1	Memphis	13.31m	43' 8"	
	FOUL	FOUL	13.31			
16	Cristian Gibson	FR-1	Alabama-Huntsville	13.13m	43' 1"	
	12.68	13.13	13.11			
17	Chase Guthrie	FR-1	Vincennes	12.90m	42' 4"	
	FOUL	FOUL	12.90			
18	Henry Chingaipe	SO-2	Brescia	11.47m	37' 7.75"	
	11.47	FOUL	11.08			
19	Elisha Lane	FR-1	Tennessee-Martin	11.34m	37' 2.5"	
	11.34	11.28	FOUL			
	Devaun Butler	FR-1	Mid. Tenn. State	ND	NM	
	FOUL	FOUL	FOUL			
	Olivier Jean	FR-1	Alabama A&M	ND	NM	
	FOUL	FOUL	FOUL			

PL	NAME	YEAR	TEAM	MARK	CONV
	Corey Smith II	SR-4	Campbellsville	ND	NM
	FOUL	FOUL	FOUL		
	Ahmed Demerdash	JR-3	Cumberland (Tenn.)	ND	NM
	FOUL	FOUL	FOUL		
	Scarlassara Liyu	JR-3	Cumberland (Tenn.)	ND	NM
	FOUL	FOUL	FOUL		
	Roland McGhee Jr.	SO-2	Mid. Tenn. State	DNS	NM
	Malachi Taylor	FR-1	Alabama A&M	DNS	NM
	Grigoris Nikolaou	SR-4	Louisville	DNS	NM
	PASS	PASS	PASS		
	Tremaine Browne	JR-3	Lindsey Wilson	DNS	NM
	Amir Mersal	SO-2	Cumberland (Tenn.)	DNS	NM

Men's Triple Jump Flight 1

PL	NAME	YEAR	TEAM	MARK
11	Jalen Nelson	JR-3	Michigan State	14.19m
12	Julius Williams	FR-1	Alabama-Huntsville	14.02m
14	Javon Adams	JR-3	Eastern Kentucky	13.33m
15	Quentin Gentry	FR-1	Memphis	13.31m
16	Cristian Gibson	FR-1	Alabama-Huntsville	13.13m
17	Chase Guthrie	FR-1	Vincennes	12.90m
18	Henry Chingaipe	SO-2	Brescia	11.47m
19	Elisha Lane	FR-1	Tennessee-Martin	11.34m
	Devaun Butler	FR-1	Mid. Tenn. State	ND
	Olivier Jean	FR-1	Alabama A&M	ND

PL	NAME	YEAR	TEAM	MARK
	Ahmed Demerdash	JR-3	Cumberland (Tenn.)	ND
	Scarlassara Liyu	JR-3	Cumberland (Tenn.)	ND
	Roland McGhee Jr.	SO-2	Mid. Tenn. State	DNS
	Malachi Taylor	FR-1	Alabama A&M	DNS
	Amir Mersal	SO-2	Cumberland (Tenn.)	DNS

Men's Triple Jump Flight 2

PL	NAME	YEAR	TEAM	MARK
1	Kyvon Tatham	JR-3	Florida State	15.92m
2	Miller Jones	SO-2	Louisville	15.21m
3	Roman Kuleshov	SR-4	Louisville	15.02m
4	Javon Brown	SR-4	South Florida	14.83m
5	Lorenzo Lucas	JR-3	Lindsey Wilson	14.66m *
6	Javell Brown	SR-4	South Florida	14.49m
7	Justin Davis	SO-2	Lipscomb	14.45m
8	Joshua Graham	JR-3	Alabama A&M	14.35m
9	Daryl Smith Jr.	JR-3	Memphis	14.31m
10	Jamaur Williamson	SR-4	Louisville	14.30m
13	Camron Hamby	SR-4	Campbellsville	13.96m 🇫🇷
	Corey Smith II	SR-4	Campbellsville	ND
	Grigoris Nikolaou	SR-4	Louisville	DNS
	Tremaine Browne	JR-3	Lindsey Wilson	DNS

Men's Shot Put

Top↑

PL	NAME	YEAR	TEAM	MARK	CONV
1	Noah Koch	SR-4	Louisville	17.18m	56' 4.5"
	FOUL 16.69	FOUL	FOUL	FOUL 17.18	
2	Jason Nwosu	JR-3	South Florida	16.87m	55' 4.25"
	16.87	FOUL	16.23	FOUL	16.61
				FOUL	

PL	NAME	YEAR	TEAM	MARK	CONV	
3	John Sabinski	FR-1	Louisville	16.72m	54' 10.25"	
	16.72	16.16	FOUL	FOUL	FOUL	FOUL
4	Michael Lunsford	FR-1	Ohio State	16.43m	53' 11"	
	16.43	FOUL	FOUL	FOUL	FOUL	FOUL
5	Jackson Grant	SR-4	Belmont	15.72m	51' 7"	
	15.52	FOUL	FOUL	FOUL	15.72	FOUL
6	Will Bracher	FR-1	Bellarmine	15.64m	51' 3.75"	
	14.93	14.97	15.18	15.64	15.51	FOUL
7	Dylan Chittum	SO-2	Ohio State	15.29m	50' 2"	
	15.19	15.22	15.29	FOUL	FOUL	FOUL
8	Gerald Capaccio	FR-1	Grand Valley St.	15.21m	49' 11"	
	14.73	15.21	FOUL	14.83	FOUL	FOUL
9	Andrew Berryhill	FR-1	Grand Valley St.	15.03m	49' 3.75"	
	14.37	14.39	FOUL	FOUL	FOUL	15.03
10	Anthony Dunbar	SO-2	Marshall	14.22m	46' 8"	
	13.92	FOUL	14.22			
11	Perry Patrone	FR-1	Marshall	13.91m	45' 7.75"	
	12.62	13.31	13.91			
12	Seth Cartwright	SR-4	Campbellsville	13.81m 	45' 3.75"	
	12.94	13.79	13.81			
13	Aidan Marsh	SO-2	South Florida	13.50m	44' 3.5"	
	13.50	13.44	FOUL			
14	Hank Fisher	SO-2	Tennessee-Martin	13.16m	43' 2.25"	
	FOUL	13.16	12.85			
15	Rhett McDonald	FR-1	Alabama-Huntsville	13.12m	43' 0.5"	
	FOUL	12.78	13.12			
16	Joel Roberts	FR-1	Campbellsville	12.84m 	42' 1.5"	
	12.45	12.51	12.84			

PL	NAME	YEAR	TEAM	MARK	CONV
17	Jordyn Beverly	FR-1	Alabama-Huntsville	12.40m	40' 8.25"
	11.03	12.40	FOUL		
18	Jeremiah Schine	FR-1	Campbellsville	10.57m	34' 8.25"
	9.97	10.39	10.57		
	Nate Hayes	SO-2	Lipscomb	DNS	NM
	Adam Gregory	SR-4	Brescia	DNS	NM
	Myles Kerner	SR-4	Grand Valley St.	DNS	NM

Men's Shot Put Flight 1

PL	NAME	YEAR	TEAM	MARK
10	Anthony Dunbar	SO-2	Marshall	14.22m
11	Perry Patrone	FR-1	Marshall	13.91m
12	Seth Cartwright	SR-4	Campbellsville	13.81m 
14	Hank Fisher	SO-2	Tennessee-Martin	13.16m
15	Rhett McDonald	FR-1	Alabama-Huntsville	13.12m
16	Joel Roberts	FR-1	Campbellsville	12.84m 
17	Jordyn Beverly	FR-1	Alabama-Huntsville	12.40m
18	Jeremiah Schine	FR-1	Campbellsville	10.57m
	Adam Gregory	SR-4	Brescia	DNS
	Nate Hayes	SO-2	Lipscomb	DNS

Men's Shot Put Flight 2

PL	NAME	YEAR	TEAM	MARK
1	Noah Koch	SR-4	Louisville	17.18m
2	Jason Nwosu	JR-3	South Florida	16.87m
3	John Sabinski	FR-1	Louisville	16.72m
4	Michael Lunsford	FR-1	Ohio State	16.43m

PL	NAME	YEAR	TEAM	MARK
5	Jackson Grant	SR-4	Belmont	15.72m
6	Will Bracher	FR-1	Bellarmino	15.64m
7	Dylan Chittum	SO-2	Ohio State	15.29m
8	Gerald Capaccio	FR-1	Grand Valley St.	15.21m
9	Andrew Berryhill	FR-1	Grand Valley St.	15.03m
13	Aidan Marsh	SO-2	South Florida	13.50m
	Myles Kerner	SR-4	Grand Valley St.	DNS

Men's Weight Throw

Top↑

PL	NAME	YEAR	TEAM	MARK	CONV	
1	Alex Young		Unattached	23.67m	77' 8"	
	22.88	22.71	22.78	23.67	22.75	FOUL
2	Noah Koch	SR-4	Louisville	20.48m	67' 2.25"	
	19.62	20.48	20.15	FOUL	FOUL	20.36
3	James Mackey Jr.	SR-4	Grand Valley St.	19.01m +	62' 4.5"	
	17.96	19.01	FOUL	18.70	FOUL	FOUL
4	Michael Griffey	FR-1	Grand Valley St.	18.84m +	61' 9.75"	
	17.48	18.13	18.79	FOUL	FOUL	18.84
5	Heath Vernor	FR-1	Miami (Fla.)	18.83m	61' 9.5"	
	FOUL	FOUL	18.12	18.82	18.83	FOUL
6	Austin Kleinman	SR-4	Florida State	18.43m	60' 5.75"	
	17.74	18.39	FOUL	18.36	18.43	18.05
7	Matt Giuliano		Unattached	18.14m	59' 6.25"	
	17.58	FOUL	17.26	18.14	18.06	17.70
8	Tanner Watson	SR-4	Ohio State	18.00m	59' 0.75"	
	17.63	FOUL	17.58	18.00	FOUL	FOUL
9	Ezekiel Salama	JR-3	Alabama A&M	17.69m	58' 0.5"	
	17.69	16.87	17.40	17.25	16.91	FOUL
10	Cooper Crowell	SO-2	Florida State	17.20m	56' 5.25"	

PL	NAME	YEAR	TEAM	MARK	CONV
	16.65	16.69	17.20		
11	Lucas Leshner	FR-1	Grand Valley St.	16.79m	55' 1"
	16.31	FOUL	16.79		
12	C.J. Ladewig	SR-4	Illinois Wesleyan	16.69m	54' 9.25"
	16.69	15.52	15.18		
13	Jason Nwosu	JR-3	South Florida	16.58m	54' 4.75"
	16.58	FOUL	FOUL		
14	Jack Knpake	FR-1	Ohio State	16.23m	53' 3"
	FOUL	16.23	FOUL		
15	Jackson Grant	SR-4	Belmont	15.81m	51' 10.5"
	FOUL	14.30	15.81		
16	Lawson Maag	FR-1	Ohio State	15.74m	51' 7.75"
	15.61	FOUL	15.74		
17	Trevor Hayes	JR-3	Marshall	14.24m	46' 8.75"
	FOUL	14.24	FOUL		
18	Michael Lunsford	FR-1	Ohio State	14.23m	46' 8.25"
	14.08	FOUL	14.23		
19	Will Bracher	FR-1	Bellarmino	14.05m	46' 1.25"
	FOUL	14.05	13.30		
20	Aidan Marsh	SO-2	South Florida	14.01m	45' 11.75"
	14.01	FOUL	FOUL		
21	Gradian Graham	FR-1	Marshall	13.77m	45' 2.25"
	13.77	FOUL	FOUL		
22	James Bronzwaig	SO-2	Bellarmino	13.75m	45' 1.5"
	13.03	13.75	13.66		
23	Rhett McDonald	FR-1	Alabama-Huntsville	13.43m	44' 0.75"
	FOUL	13.43	FOUL		
24	Hayden Floyd	JR-3	Alabama-Huntsville	13.12m	43' 0.5"

PL	NAME	YEAR	TEAM	MARK	CONV
	FOUL 12.69 13.12				
25	Austin Meacham	JR-3	Cumberlands	12.45m	40' 10.25"
	FOUL 12.45 FOUL				
26	Luke Wunsch	SR-4	Bellarmino	12.40m	40' 8.25"
	12.40 FOUL FOUL				
27	Dylan Chittum	SO-2	Ohio State	12.20m	40' 0.5"
	12.20 FOUL FOUL				
28	Seth Cartwright	SR-4	Campbellsville	11.71m	38' 5"
	11.23 FOUL 11.71				
29	Joel Roberts	FR-1	Campbellsville	11.67m	38' 3.5"
	FOUL 11.67 FOUL				
	Trey Ridenour	FR-1	Alabama-Huntsville	ND	NM
	FOUL FOUL FOUL				
	Myles Kerner	SR-4	Grand Valley St.	DNS	NM

Men's Weight Throw Flight 1

PL	NAME	YEAR	TEAM	MARK
15	Jackson Grant	SR-4	Belmont	15.81m
16	Lawson Maag	FR-1	Ohio State	15.74m
17	Trevor Hayes	JR-3	Marshall	14.24m
18	Michael Lunsford	FR-1	Ohio State	14.23m
19	Will Bracher	FR-1	Bellarmino	14.05m
20	Aidan Marsh	SO-2	South Florida	14.01m
21	Gradian Graham	FR-1	Marshall	13.77m
22	James Bronzwaig	SO-2	Bellarmino	13.75m
23	Rhett McDonald	FR-1	Alabama-Huntsville	13.43m
24	Hayden Floyd	JR-3	Alabama-Huntsville	13.12m
25	Austin Meacham	JR-3	Cumberlands	12.45m
26	Luke Wunsch	SR-4	Bellarmino	12.40m

PL	NAME	YEAR	TEAM	MARK
27	Dylan Chittum	SO-2	Ohio State	12.20m
28	Seth Cartwright	SR-4	Campbellsville	11.71m
29	Joel Roberts	FR-1	Campbellsville	11.67m
	Trey Ridenour	FR-1	Alabama-Huntsville	ND

Men's Weight Throw Flight 2

PL	NAME	YEAR	TEAM	MARK
1	Alex Young		Unattached	23.67m
2	Noah Koch	SR-4	Louisville	20.48m
3	James Mackey Jr.	SR-4	Grand Valley St.	19.01m +
4	Michael Griffey	FR-1	Grand Valley St.	18.84m +
5	Heath Vernor	FR-1	Miami (Fla.)	18.83m
6	Austin Kleinman	SR-4	Florida State	18.43m
7	Matt Giuliano		Unattached	18.14m
8	Tanner Watson	SR-4	Ohio State	18.00m
9	Ezekiel Salama	JR-3	Alabama A&M	17.69m
10	Cooper Crowell	SO-2	Florida State	17.20m
11	Lucas Leshner	FR-1	Grand Valley St.	16.79m
12	C.J. Ladewig	SR-4	Illinois Wesleyan	16.69m
13	Jason Nwosu	JR-3	South Florida	16.58m
14	Jack Knpake	FR-1	Ohio State	16.23m
	Myles Kerner	SR-4	Grand Valley St.	DNS

Men's Heptathlon

Top↑

PL	NAME	YEAR	TEAM	POINTS
1	Paul Kallenberg		Unattached	5747
2	Kenneth Byrd	FR-1	Louisville	5746
3	Mason Floria	JR-3	Grand Valley St.	4887 +
4	Sean Mullen	FR-1	Michigan State	4660
5	Maliek Bush	SO-2	Vincennes	4623

PL	NAME	YEAR	TEAM	POINTS
6	Sopuluchi Anosike	FR-1	Ohio State	4484
7	Dinkon Sinisterra	JR-3	Cumberland (Tenn.)	4470
8	Braden Wakey	FR-1	Ohio State	4406
9	Joey Raybourne	SO-2	Western Kentucky	4036
10	Dom Martin	FR-1	Southern Illinois	3984
11	Blake Foster	SO-2	Western Kentucky	2989
	Jordan Smith	FR-1	Southern Illinois	DNF
	Edgar Campre	JR-3	Miami (Fla.)	DNF

[Privacy Policy](#) /
 [California Privacy Policy](#) /
 [Terms of Use](#) /
 [Sites](#) /
 [Submitting Results](#) /
 [Contact](#)
[TFRRS](#) /
 [Cookie Preferences](#) /
 [Do Not Sell or Share My Personal Information](#)



Copyright © 2025 DirectAthletics, Inc.

Generated 2025-02-02 04:45:03