

FSU TRACK & FIELD

Jimmy Carnes Invitational

January 17, 2025 • Gainesville, Florida

FINAL STATISTICS

Women's 60 Meters Finals




[Top](#)

PL	NAME	YEAR	TEAM	TIME
1	Shatalya Dorsett	SO-2	Georgia Southern	7.44
2	Naj Watson	JR-3	Georgia Southern	7.46
3	Lucy May Sleeman	FR-1	Florida State	7.48
4	Liana Tyson	SO-2	Florida State	7.49
5	Lynette Scutari	JR-3	South Florida	7.56
6	Doris Quainoo	JR-3	South Florida	7.58

Women's 60 Meters Preliminaries

[Top](#)

PL	NAME	YEAR	TEAM	TIME
1	Lucy May Sleeman	FR-1	Florida State	7.42
2	Shanyah Washington	JR-3	Troy	7.49
3	Naj Watson	JR-3	Georgia Southern	7.49
4	Shatalya Dorsett	SO-2	Georgia Southern	7.49
5	Shaniya Benjamin	SR-4	South Florida	7.50
6	Lynette Scutari	JR-3	South Florida	7.51
7	Liana Tyson	SO-2	Florida State	7.52
8	Doris Quainoo	JR-3	South Florida	7.55
9	Ja'mya Roberson	FR-1	South Florida	7.57
10	Jahhi Clarke-Broomfield	SO-2	Warner	7.58  *
11	Tonyan Beckford		UNAT-St. Thomas (Fla.)	7.60
12	Azharia Jones	FR-1	Florida State	7.64
13	Irmiris Mendez	SR-4	Southeastern U.	7.66
14	Shannon Levy	SO-2	Florida Memorial	7.67
15	Emani George	SO-2	Georgia Southern	7.71
16	Tristen Evatt	FR-1	South Florida	7.71
17	Malaysia Johnson	JR-3	South Florida	7.72
18	Olga Gomez		Supreme Performance Athletics	7.73
19	Kayla McCray	JR-3	St. Thomas (Fla.)	7.74
20	Kristal Awuah		Unattached	7.76
21	Jordanne Thomas	FR-1	St. Thomas (Fla.)	7.76
22	Kennedy Hood	JR-3	Georgia Southern	7.77
23	Imani Moore	SR-4	Georgia Southern	7.77
24	Kierra Montgomery	JR-3	Troy	7.79

PL	NAME	YEAR	TEAM	TIME
25	Khila Darrisaw	SO-2	St. Thomas (Fla.)	7.81
26	Odeika Giscombe		E.O.T.O. Elite	7.84
27	Camryn Batt	SO-2	North Florida	7.85
28	Yamina Numan	SO-2	St. Thomas (Fla.)	7.86
29	A'lasia Mosley	FR-1	Bethune-Cookman	7.86
30	Imari Johnson	SO-2	Troy	7.86
31	Jasmin Hornes	FR-1	Warner	7.90 
32	Gabby Johnson	SO-2	North Florida	7.94
33	Emily Powelson	SO-2	Southeastern U.	7.94
34	Julia Sue-Kam-Ling	JR-3	Jacksonville	7.94
35	Leonaya Knox	FR-1	Georgia Southern	7.95
36	Anaya Findlay	SO-2	Warner	7.97 
37	Synaejah Williams	Sophomore	Unattached	7.98
38	Jailah Lee	SO-2	Georgia Southern	8.00
39	Amealja Smith	SR-4	Florida Memorial	8.00
40	Alyssa Morley	FR-1	Southeastern U.	8.01
41	Sidni Daniel	FR-1	Brewton-Parker	8.02
42	Amariay Waring	JR-3	Bethune-Cookman	8.04
43	Mya Turner	JR-3	Georgia Southern	8.04
44	Terriana Smith		E.O.T.O. Elite	8.06
45	Dominique Wilson	SO-2	St. Thomas (Fla.)	8.08
46	Michala Daniels	JR-3	Embry-Riddle	8.08
47	Stacy White	SO-2	Warner	8.08 
48	Brianna Harper	FR-1	Bethune-Cookman	8.09
49	Jaden Miller	FR-1	Lake-Sumter State	8.13
50	Rasheta Butler	4	Southwest Sprinters	8.14
51	Kaitlyn Godwin	FR-1	North Florida	8.18
52	Nymera Presley	SO-2	Bethune-Cookman	8.19
53	Mya McRae	FR-1	Thomas (Ga.)	8.24
54	Serenity Miller	SO-2	North Florida	8.29
55	Nasjai White	SO-2	Lake-Sumter State	8.32
56	Alana Elyse Wilson	Junior	Unattached	8.39
57	Zion Smith	SR-4	Georgia Southern	8.41

PL	NAME	YEAR	TEAM	TIME
58	Madison Miller	SO-2	Flagler	8.43
59	Zoe Zinnie	SO-2	Flagler	8.45
60	Andreana Graham	SR-4	Florida Memorial	8.52
61	Sabrina Norzea	Senior	Unattached	8.62
62	Jordan Youngman	FR-1	North Florida	8.65
63	Isabella Dean	Freshman	Unattached	8.66
64	Megan Vreeland	FR-1	Flagler	8.67
65	Sydnee Massey	FR-1	Lake-Sumter State	8.70
66	Zyria Battle	FR-1	Brewton-Parker	8.92
67	Zoe Petell	FR-1	Flagler	8.93
68	Jasmine Walker	FR-1	Webber	9.14
69	Eboni Thompson		Unattached	9.40
	Tricht Jocelyn		Unattached	FS

Women's 60 Meters Preliminaries Heat 1

PL	NAME	YEAR	TEAM	TIME
1	Lucy May Sleeman	FR-1	Florida State	7.42
2	Shanyah Washington	JR-3	Troy	7.49
3	Naj Watson	JR-3	Georgia Southern	7.49
4	Shatalya Dorsett	SO-2	Georgia Southern	7.49
5	Shaniya Benjamin	SR-4	South Florida	7.50
7	Liana Tyson	SO-2	Florida State	7.52
11	Tonyan Beckford		UNAT-St. Thomas (Fla.)	7.60

Women's 60 Meters Preliminaries Heat 2

PL	NAME	YEAR	TEAM	TIME
6	Lynette Scutari	JR-3	South Florida	7.51
8	Doris Quainoo	JR-3	South Florida	7.55
9	Ja'mya Roberson	FR-1	South Florida	7.57
13	Irmiris Mendez	SR-4	Southeastern U.	7.66
15	Emani George	SO-2	Georgia Southern	7.71
17	Malaysia Johnson	JR-3	South Florida	7.72
18	Olga Gomez		Supreme Performance Athletics	7.73
20	Kristal Awuah		Unattached	7.76

Women's 60 Meters Preliminaries Heat 3

PL	NAME	YEAR	TEAM	TIME
10	Jahhi Clarke-Broomfield	SO-2	Warner	7.58  
12	Azharia Jones	FR-1	Florida State	7.64
16	Tristen Evatt	FR-1	South Florida	7.71
22	Kennedy Hood	JR-3	Georgia Southern	7.77
28	Yamina Numan	SO-2	St. Thomas (Fla.)	7.86
56	Alana Elyse Wilson	Junior	Unattached	8.39
	Tricht Jocelyn		Unattached	FS

Women's 60 Meters Preliminaries Heat 4

PL	NAME	YEAR	TEAM	TIME
19	Kayla McCray	JR-3	St. Thomas (Fla.)	7.74
23	Imani Moore	SR-4	Georgia Southern	7.77
24	Kierra Montgomery	JR-3	Troy	7.79
25	Khila Darrisaw	SO-2	St. Thomas (Fla.)	7.81
37	Synaejah Williams	Sophomore	Unattached	7.98
38	Jailah Lee	SO-2	Georgia Southern	8.00
40	Alyssa Morley	FR-1	Southeastern U.	8.01
42	Amariay Waring	JR-3	Bethune-Cookman	8.04

Women's 60 Meters Preliminaries Heat 5

PL	NAME	YEAR	TEAM	TIME
27	Camryn Batt	SO-2	North Florida	7.85
29	A'lasia Mosley	FR-1	Bethune-Cookman	7.86
30	Imari Johnson	SO-2	Troy	7.86
32	Gabby Johnson	SO-2	North Florida	7.94
33	Emily Powelson	SO-2	Southeastern U.	7.94
34	Julia Sue-Kam-Ling	JR-3	Jacksonville	7.94
51	Kaitlyn Godwin	FR-1	North Florida	8.18
52	Nymera Presley	SO-2	Bethune-Cookman	8.19

Women's 60 Meters Preliminaries Heat 6

PL	NAME	YEAR	TEAM	TIME
26	Odeika Giscombe		E.O.T.O. Elite	7.84
41	Sidni Daniel	FR-1	Brewton-Parker	8.02
43	Mya Turner	JR-3	Georgia Southern	8.04
44	Terriana Smith		E.O.T.O. Elite	8.06
46	Michala Daniels	JR-3	Embry-Riddle	8.08

PL	NAME	YEAR	TEAM	TIME
50	Rasheta Butler	4	Southwest Sprinters	8.14
53	Mya McRae	FR-1	Thomas (Ga.)	8.24

Women's 60 Meters Preliminaries Heat 7

PL	NAME	YEAR	TEAM	TIME
36	Anaya Findlay	SO-2	Warner	7.97 
47	Stacy White	SO-2	Warner	8.08 
48	Brianna Harper	FR-1	Bethune-Cookman	8.09
54	Serenity Miller	SO-2	North Florida	8.29
55	Nasjai White	SO-2	Lake-Sumter State	8.32
58	Madison Miller	SO-2	Flagler	8.43
59	Zoe Zinnie	SO-2	Flagler	8.45
60	Andreana Graham	SR-4	Florida Memorial	8.52

Women's 60 Meters Preliminaries Heat 8

PL	NAME	YEAR	TEAM	TIME
45	Dominique Wilson	SO-2	St. Thomas (Fla.)	8.08
61	Sabrina Norzea	Senior	Unattached	8.62
62	Jordan Youngman	FR-1	North Florida	8.65
63	Isabella Dean	Freshman	Unattached	8.66
65	Sydnee Massey	FR-1	Lake-Sumter State	8.70
69	Eboni Thompson		Unattached	9.40

Women's 60 Meters Preliminaries Heat 9

PL	NAME	YEAR	TEAM	TIME
21	Jordanne Thomas	FR-1	St. Thomas (Fla.)	7.76
35	Leonaya Knox	FR-1	Georgia Southern	7.95
39	Amealia Smith	SR-4	Florida Memorial	8.00
49	Jaden Miller	FR-1	Lake-Sumter State	8.13
57	Zion Smith	SR-4	Georgia Southern	8.41

Women's 60 Meters Preliminaries Heat 10

PL	NAME	YEAR	TEAM	TIME
14	Shannon Levy	SO-2	Florida Memorial	7.67
64	Megan Vreeland	FR-1	Flagler	8.67
66	Zyria Battle	FR-1	Brewton-Parker	8.92
67	Zoe Petell	FR-1	Flagler	8.93

Women's 60 Meters Preliminaries Heat 11

PL	NAME	YEAR	TEAM	TIME
31	Jasmin Hornes	FR-1	Warner	7.90 
68	Jasmine Walker	FR-1	Webber	9.14

Women's 200 Meters

Top

PL	NAME	YEAR	TEAM	TIME
1	Shenese Walker	JR-3	Florida State	23.68
2	Naj Watson	JR-3	Georgia Southern	23.85
3	Shatalya Dorsett	SO-2	Georgia Southern	24.16
4	Tonyan Beckford		UNAT-St. Thomas (Fla.)	24.52
5	Keniya Walker	JR-3	Georgia Southern	24.57
6	Odeika Giscombe		E.O.T.O. Elite	24.78
7	Lynette Scutari	JR-3	South Florida	24.79
8	Alanna Smith	JR-3	Georgia Southern	25.15
9	Jayla Lawrence	FR-1	Georgia Southern	25.17
10	Emani George	SO-2	Georgia Southern	25.20
11	Khila Darrisaw	SO-2	St. Thomas (Fla.)	25.22
12	A'lasia Mosley	FR-1	Bethune-Cookman	25.23
13	Oludoyin Soremi	FR-1	Florida State	25.27
14	Mariana Morillo	FR-1	Bethune-Cookman	25.41
15	Gianna Hansen	SO-2	South Florida	25.47
16	Tricht Jocelyn		Unattached	25.63
17	Zion Harvey	FR-1	Bethune-Cookman	25.67
18	Celine D'Anna	SR-4	North Florida	25.68
19	Alyssa Williams	SR-4	Bethune-Cookman	25.69
20	Amariay Waring	JR-3	Bethune-Cookman	25.77
21	Imari Johnson	SO-2	Troy	25.79
22	Jordanne Thomas	FR-1	St. Thomas (Fla.)	25.81
23	Terriana Smith		E.O.T.O. Elite	26.00
24	Camryn Batt	SO-2	North Florida	26.08
25	Dominique Wilson	SO-2	St. Thomas (Fla.)	26.14
26	Jasmin Hornes	FR-1	Warner	26.26 
27	Irmiris Mendez	SR-4	Southeastern U.	26.30
28	Faith Jones	JR-3	Troy	26.48
29	Anaya Findlay	SO-2	Warner	26.49 

PL	NAME	YEAR	TEAM	TIME
30	Brianna Harper	FR-1	Bethune-Cookman	26.54
31	Alana Elyse Wilson	Junior	Unattached	26.55
32	Nyidjah Ives	JR-3	Bethune-Cookman	26.69
33	Kaitlyn Godwin	FR-1	North Florida	26.72
34	Mya Turner	JR-3	Georgia Southern	26.75
35	Kyra Patterson	FR-1	FIU	27.00
36	Melissa Epting	SO-2	North Florida	27.05
37	Kendra Payne	FR-1	Brewton-Parker	27.09
38	Navia Casa	SO-2	North Florida	27.21
39	Emily Powelson	SO-2	Southeastern U.	27.32
40	Mya McRae	FR-1	Thomas (Ga.)	27.51
41	Trinity Lavant	Senior	Unattached	27.55
42	Serenity Miller	SO-2	North Florida	27.62
43	Nymera Presley	SO-2	Bethune-Cookman	27.68
44	Jordan Youngman	FR-1	North Florida	28.05
45	Maydine Nichols	SO-2	St. Thomas (Fla.)	28.12
46	Zinzile Gumpo	FR-1	Warner	28.39
47	Madison Miller	SO-2	Flagler	28.49
48	Riley Rutledge	FR-1	Thomas (Ga.)	29.00
49	Tessa Thompson	FR-1	Flagler	29.30
50	Megan Vreeland	FR-1	Flagler	29.36
51	Sara Miller	FR-1	Flagler	29.91
52	Zoe Petell	FR-1	Flagler	30.11
53	Zyria Battle	FR-1	Brewton-Parker	30.13
54	Kaya Ducre	FR-1	Voorhees	30.85
55	Verity Rees	Senior	Central Park Track Club	31.53
56	Eboni Thompson		Unattached	32.24
	Sydnee Massey	FR-1	Lake-Sumter State	DQ
	Jahhi Clarke-Broomfield	SO-2	Warner	DQ
	Kierra Montgomery	JR-3	Troy	DNF
	Kayla McCray	JR-3	St. Thomas (Fla.)	DNF

Women's 200 Meters Section 1

PL	NAME	YEAR	TEAM	TIME
1	Shenese Walker	JR-3	Florida State	23.68
2	Naj Watson	JR-3	Georgia Southern	23.85

Women's 200 Meters Section 2

PL	NAME	YEAR	TEAM	TIME
3	Shatalya Dorsett	SO-2	Georgia Southern	24.16
5	Keniya Walker	JR-3	Georgia Southern	24.57
8	Alanna Smith	JR-3	Georgia Southern	25.15
16	Tricht Jocelyn		Unattached	25.63

Women's 200 Meters Section 3

PL	NAME	YEAR	TEAM	TIME
7	Lynette Scutari	JR-3	South Florida	24.79
9	Jayla Lawrence	FR-1	Georgia Southern	25.17
15	Gianna Hansen	SO-2	South Florida	25.47

Women's 200 Meters Section 4

PL	NAME	YEAR	TEAM	TIME
6	Odeika Giscombe		E.O.T.O. Elite	24.78
20	Amariay Waring	JR-3	Bethune-Cookman	25.77
27	Irmiris Mendez	SR-4	Southeastern U.	26.30
	Kierra Montgomery	JR-3	Troy	DNF

Women's 200 Meters Section 5

PL	NAME	YEAR	TEAM	TIME
19	Alyssa Williams	SR-4	Bethune-Cookman	25.69
23	Terriana Smith		E.O.T.O. Elite	26.00
31	Alana Elyse Wilson	Junior	Unattached	26.55
33	Kaitlyn Godwin	FR-1	North Florida	26.72

Women's 200 Meters Section 6

PL	NAME	YEAR	TEAM	TIME
11	Khila Darrisaw	SO-2	St. Thomas (Fla.)	25.22
14	Mariana Morillo	FR-1	Bethune-Cookman	25.41
34	Mya Turner	JR-3	Georgia Southern	26.75
41	Trinity Lavant	Senior	Unattached	27.55
43	Nymera Presley	SO-2	Bethune-Cookman	27.68
	Kayla McCray	JR-3	St. Thomas (Fla.)	DNF

Women's 200 Meters Section 7

PL	NAME	YEAR	TEAM	TIME
10	Emani George	SO-2	Georgia Southern	25.20
12	A'lasia Mosley	FR-1	Bethune-Cookman	25.23
13	Oludoyin Soremi	FR-1	Florida State	25.27
17	Zion Harvey	FR-1	Bethune-Cookman	25.67
21	Imari Johnson	SO-2	Troy	25.79
30	Brianna Harper	FR-1	Bethune-Cookman	26.54

Women's 200 Meters Section 8

PL	NAME	YEAR	TEAM	TIME
24	Camryn Batt	SO-2	North Florida	26.08
25	Dominique Wilson	SO-2	St. Thomas (Fla.)	26.14
29	Anaya Findlay	SO-2	Warner	26.49 
32	Nyidjah Ives	JR-3	Bethune-Cookman	26.69
36	Melissa Epting	SO-2	North Florida	27.05

Women's 200 Meters Section 9

PL	NAME	YEAR	TEAM	TIME
18	Celine D'Anna	SR-4	North Florida	25.68
28	Faith Jones	JR-3	Troy	26.48
37	Kendra Payne	FR-1	Brewton-Parker	27.09
39	Emily Powelson	SO-2	Southeastern U.	27.32
40	Mya McRae	FR-1	Thomas (Ga.)	27.51

Women's 200 Meters Section 10

PL	NAME	YEAR	TEAM	TIME
38	Navia Casa	SO-2	North Florida	27.21
42	Serenity Miller	SO-2	North Florida	27.62
44	Jordan Youngman	FR-1	North Florida	28.05
47	Madison Miller	SO-2	Flagler	28.49
	Sydnee Massey	FR-1	Lake-Sumter State	DQ

Women's 200 Meters Section 11

PL	NAME	YEAR	TEAM	TIME
48	Riley Rutledge	FR-1	Thomas (Ga.)	29.00
54	Kaya Ducre	FR-1	Voorhees	30.85
55	Verity Rees	Senior	Central Park Track Club	31.53
56	Eboni Thompson		Unattached	32.24


Women's 200 Meters Section 12

PL	NAME	YEAR	TEAM	TIME
22	Jordanne Thomas	FR-1	St. Thomas (Fla.)	25.81
35	Kyra Patterson	FR-1	FIU	27.00
45	Maydine Nichols	SO-2	St. Thomas (Fla.)	28.12
46	Zinzile Gumpo	FR-1	Warner	28.39
	Jahhi Clarke-Broomfield	SO-2	Warner	DQ

Women's 200 Meters Section 13

PL	NAME	YEAR	TEAM	TIME
50	Megan Vreeland	FR-1	Flagler	29.36
51	Sara Miller	FR-1	Flagler	29.91
53	Zyria Battle	FR-1	Brewton-Parker	30.13

Women's 200 Meters Section 14

PL	NAME	YEAR	TEAM	TIME
26	Jasmin Hornes	FR-1	Warner	26.26 
52	Zoe Petell	FR-1	Flagler	30.11

Women's 200 Meters Section 15

PL	NAME	YEAR	TEAM	TIME
4	Tonyan Beckford		UNAT-St. Thomas (Fla.)	24.52
49	Tessa Thompson	FR-1	Flagler	29.30

Women's 300 Meters

Top

PL	NAME	YEAR	TEAM	TIME
1	Talitha Diggs		adidas	36.77
2	Gabby Scott		Puerto Rico	37.49
3	jessika Gbai	8	Nike	37.62
4	Cassie Thompson	SR-4	Jacksonville	38.12
5	Cynthia Bolingo Mbongo		Nike	38.72
6	Alyia Green	JR-3	Florida State	38.78
7	Sedrickia Wynn		Empire Athletics	38.80
8	Melicia Mouzzon		Empire Athletics	38.83
9	Skyler Watts	FR-1	South Florida	38.97
10	Tierra Robinson		Empire Athletics	39.15
11	alyssa marsh		Empire Athletics	39.76
12	Aaliyah Murphy	FR-1	Troy	39.88
13	Camilla Nicholas	JR-3	Florida Atlantic	40.10
14	Yanique Dayle		Prime Royalty Sports	40.23

PL	NAME	YEAR	TEAM	TIME
15	Richelle Williams	SO-2	Florida Atlantic	40.45
16	Amani Kirnon	SO-2	South Florida	40.50
17	Catherine Forbes	JR-3	Troy	40.70
18	Jada Bolhuis	JR-3	Florida Atlantic	40.74
19	Alyssa Williams	SR-4	Bethune-Cookman	40.77
20	Mariandree Chacon	JR-3	Jacksonville	40.92
21	Sanaii Gaines	Senior	Wrk Daily	41.16
22	Lea Tshikaya	Senior	Unattached	41.17
23	Kayla Hopkins	FR-1	Florida Atlantic	41.28
24	Sofia Molina	JR-3	Florida Atlantic	41.29
25	Adriana Lopez	SO-2	Florida Atlantic	41.53
26	Amela Johnson	Sophomore	Unattached	41.53
27	Adrianna Mier	JR-3	Florida Atlantic	41.57
28	Deya Erickson	Senior	Empire Athletics	41.79
29	Laura Kuhn	FR-1	Florida Atlantic	41.99
30	Jasmine Jimenez	JR-3	Troy	42.06
31	Sucar Tanelus	SO-2	Georgia Southern	42.35
32	Jordan O'Brien	SR-4	Florida Atlantic	42.39
33	Jaa'Ln McBride	FR-1	Southeastern U.	42.40
34	Rasheta Butler	4	Southwest Sprinters	43.10
35	Jozelyn English	FR-1	Florida Atlantic	43.56
36	Brooke Filetti	FR-1	Lake-Sumter State	46.85
37	Jasmine Walker	FR-1	Webber	49.70
38	Jaleah Rhett	SR-4	Brewton-Parker	52.27
39	Terralyn Brockington	SO-2	Webber	52.53
	Mariana Morillo	FR-1	Bethune-Cookman	DQ

Women's 300 Meters Section 1

PL	NAME	YEAR	TEAM	TIME
1	Talitha Diggs		adidas	36.77
2	Gabby Scott		Puerto Rico	37.49
3	jessika Gbai	8	Nike	37.62

Women's 300 Meters Section 2

PL	NAME	YEAR	TEAM	TIME
5	Cynthia Bolingo Mbongo		Nike	38.72

PL	NAME	YEAR	TEAM	TIME
7	Sedrickia Wynn		Empire Athletics	38.80
11	alyssa marsh		Empire Athletics	39.76

Women's 300 Meters Section 3

PL	NAME	YEAR	TEAM	TIME
8	Melicia Mouzzon		Empire Athletics	38.83
10	Tierra Robinson		Empire Athletics	39.15
14	Yanique Dayle		Prime Royalty Sports	40.23
22	Lea Tshikaya	Senior	Unattached	41.17

Women's 300 Meters Section 4

PL	NAME	YEAR	TEAM	TIME
4	Cassie Thompson	SR-4	Jacksonville	38.12
6	Alyia Green	JR-3	Florida State	38.78
18	Jada Bolhuis	JR-3	Florida Atlantic	40.74

Women's 300 Meters Section 5

PL	NAME	YEAR	TEAM	TIME
9	Skyler Watts	FR-1	South Florida	38.97
15	Richelle Williams	SO-2	Florida Atlantic	40.45
23	Kayla Hopkins	FR-1	Florida Atlantic	41.28

Women's 300 Meters Section 6

PL	NAME	YEAR	TEAM	TIME
19	Alyssa Williams	SR-4	Bethune-Cookman	40.77
25	Adriana Lopez	SO-2	Florida Atlantic	41.53
26	Amela Johnson	Sophomore	Unattached	41.53
28	Deya Erickson	Senior	Empire Athletics	41.79

Women's 300 Meters Section 7

PL	NAME	YEAR	TEAM	TIME
12	Aaliyah Murphy	FR-1	Troy	39.88
13	Camilla Nicholas	JR-3	Florida Atlantic	40.10
16	Amani Kimon	SO-2	South Florida	40.50
17	Catherine Forbes	JR-3	Troy	40.70
24	Sofia Molina	JR-3	Florida Atlantic	41.29

Women's 300 Meters Section 8

PL	NAME	YEAR	TEAM	TIME
27	Adrianna Mier	JR-3	Florida Atlantic	41.57
31	Sucar Tanelus	SO-2	Georgia Southern	42.35

PL	NAME	YEAR	TEAM	TIME
32	Jordan O'Brien	SR-4	Florida Atlantic	42.39
33	Jaa'Ln McBride	FR-1	Southeastern U.	42.40
35	Jozelyn English	FR-1	Florida Atlantic	43.56
	Mariana Morillo	FR-1	Bethune-Cookman	DQ

Women's 300 Meters Section 9

PL	NAME	YEAR	TEAM	TIME
20	Mariandree Chacon	JR-3	Jacksonville	40.92
29	Laura Kuhn	FR-1	Florida Atlantic	41.99
30	Jasmine Jimenez	JR-3	Troy	42.06
34	Rasheta Butler	4	Southwest Sprinters	43.10
36	Brooke Filetti	FR-1	Lake-Sumter State	46.85

Women's 300 Meters Section 10

PL	NAME	YEAR	TEAM	TIME
21	Sanaii Gaines	Senior	Wrk Daily	41.16
37	Jasmine Walker	FR-1	Webber	49.70
38	Jaleah Rhett	SR-4	Brewton-Parker	52.27
39	Terralyn Brockington	SO-2	Webber	52.53

Women's 400 Meters

Top

PL	NAME	YEAR	TEAM	TIME
1	Kaelyaah Liburd	SO-2	Florida State	53.90
2	Tyra Wilson	SR-4	Florida State	55.15
3	Stephanie Davis		Wind Speed Athletics	55.85
4	Keniya Walker	JR-3	Georgia Southern	56.03
5	Alanna Smith	JR-3	Georgia Southern	57.08
6	Gabby Johnson	SO-2	North Florida	57.31
7	Raquel Edwards	FR-1	UCF	57.78
8	Sayla Donnelley	FR-1	Florida	58.01
9	Celine D'Anna	SR-4	North Florida	58.14
10	Bethan Morley	JR-3	Florida	58.15
11	Liora Best	FR-1	Embry-Riddle	58.28
12	Adonijah Currie	SO-2	Georgia Southern	58.84
13	Kendra Payne	FR-1	Brewton-Parker	58.88
14	Melissa Epting	SO-2	North Florida	59.48
15	Ahlia Sandifer	SR-4	St. Thomas (Fla.)	59.99

PL	NAME	YEAR	TEAM	TIME
16	Lindsey Kiehl	FR-1	Florida	1:00.19
17	Nyidjah Ives	JR-3	Bethune-Cookman	1:00.81
18	Yasmine Williams	FR-1	Georgia Southern	1:01.41
19	Navia Casa	SO-2	North Florida	1:01.45
20	Ava Wyant	FR-1	Florida	1:01.81
21	Nithya Chummar	SR-4	Embry-Riddle	1:02.01
22	Oksanna Smith	FR-1	Lake-Sumter State	1:02.12
23	Emily Heyden	FR-1	North Florida	1:02.12
24	Jayla Lawrence	FR-1	Georgia Southern	1:02.13
25	Grace Coggins	FR-1	Southeastern U.	1:02.88
26	Wislande Pierre-Louis	SR-4	St. Thomas (Fla.)	1:03.15
27	Annah Priyadi	SO-2	Jacksonville	1:03.78
28	Maddi Hood	SR-4	Flagler	1:04.16
29	Morgan Middleton	SO-2	Bethune-Cookman	1:04.38
30	Emani Glover	FR-1	St. Thomas (Fla.)	1:04.46
31	Eryn Field	SO-2	Jacksonville	1:04.99
32	Emily Haney	JR-3	Jacksonville	1:05.08
33	Kameron Noble	JR-3	Brewton-Parker	1:05.47
34	Josephine Leonard	SO-2	Jacksonville	1:05.89
35	Lexi Schwartz	SO-2	Jacksonville	1:06.17
36	Riley Rutledge	FR-1	Thomas (Ga.)	1:06.42
37	Tessa Thompson	FR-1	Flagler	1:07.07
38	Alexis Holmes	FR-1	Jacksonville	1:07.40
39	Sonja Friend-Uhl	Senior	UNAT-Florida Atlantic	1:08.29
40	Sara Miller	FR-1	Flagler	1:10.31
41	Aaliyah Allen	SO-2	Brewton-Parker	1:15.96
	Christiana Coleman	FR-1	Florida	DQ

Women's 400 Meters Section 1

PL	NAME	YEAR	TEAM	TIME
2	Tyra Wilson	SR-4	Florida State	55.15
3	Stephanie Davis		Wind Speed Athletics	55.85
4	Keniya Walker	JR-3	Georgia Southern	56.03
5	Alanna Smith	JR-3	Georgia Southern	57.08

Women's 400 Meters Section 2

PL	NAME	YEAR	TEAM	TIME
1	Kaelyaah Liburd	SO-2	Florida State	53.90
6	Gabby Johnson	SO-2	North Florida	57.31
12	Adonijah Currie	SO-2	Georgia Southern	58.84
24	Jayla Lawrence	FR-1	Georgia Southern	1:02.13

Women's 400 Meters Section 3

PL	NAME	YEAR	TEAM	TIME
8	Sayla Donnelley	FR-1	Florida	58.01
10	Bethan Morley	JR-3	Florida	58.15
11	Liora Best	FR-1	Embry-Riddle	58.28
13	Kendra Payne	FR-1	Brewton-Parker	58.88

Women's 400 Meters Section 4

PL	NAME	YEAR	TEAM	TIME
7	Raquel Edwards	FR-1	UCF	57.78
9	Celine D'Anna	SR-4	North Florida	58.14
29	Morgan Middleton	SO-2	Bethune-Cookman	1:04.38
	Christiana Coleman	FR-1	Florida	DQ

Women's 400 Meters Section 5

PL	NAME	YEAR	TEAM	TIME
14	Melissa Epting	SO-2	North Florida	59.48
19	Navia Casa	SO-2	North Florida	1:01.45
23	Emily Heyden	FR-1	North Florida	1:02.12
26	Wislande Pierre-Louis	SR-4	St. Thomas (Fla.)	1:03.15

Women's 400 Meters Section 6

PL	NAME	YEAR	TEAM	TIME
16	Lindsey Kiehl	FR-1	Florida	1:00.19
17	Nyidjah Ives	JR-3	Bethune-Cookman	1:00.81
20	Ava Wyant	FR-1	Florida	1:01.81
21	Nithya Chummar	SR-4	Embry-Riddle	1:02.01
22	Oksanna Smith	FR-1	Lake-Sumter State	1:02.12

Women's 400 Meters Section 7

PL	NAME	YEAR	TEAM	TIME
15	Ahlia Sandifer	SR-4	St. Thomas (Fla.)	59.99
25	Grace Coggins	FR-1	Southeastern U.	1:02.88
28	Maddi Hood	SR-4	Flagler	1:04.16

PL	NAME	YEAR	TEAM	TIME
30	Emani Glover	FR-1	St. Thomas (Fla.)	1:04.46
32	Emily Haney	JR-3	Jacksonville	1:05.08
38	Alexis Holmes	FR-1	Jacksonville	1:07.40

Women's 400 Meters Section 8

PL	NAME	YEAR	TEAM	TIME
27	Annah Priyadi	SO-2	Jacksonville	1:03.78
31	Eryn Field	SO-2	Jacksonville	1:04.99
33	Kameron Noble	JR-3	Brewton-Parker	1:05.47
35	Lexi Schwartz	SO-2	Jacksonville	1:06.17
36	Riley Rutledge	FR-1	Thomas (Ga.)	1:06.42

Women's 400 Meters Section 9

PL	NAME	YEAR	TEAM	TIME
18	Yasmine Williams	FR-1	Georgia Southern	1:01.41
34	Josephine Leonard	SO-2	Jacksonville	1:05.89
37	Tessa Thompson	FR-1	Flagler	1:07.07
39	Sonja Friend-Uhl	Senior	UNAT-Florida Atlantic	1:08.29
40	Sara Miller	FR-1	Flagler	1:10.31
41	Aaliyah Allen	SO-2	Brewton-Parker	1:15.96

Women's 800 Meters

Top

PL	NAME	YEAR	TEAM	TIME
1	Jaden Francis	JR-3	Florida State	2:10.44
2	Tia Wilson	JR-3	Florida	2:11.56
3	Ella Chandler	JR-3	North Florida	2:11.97
4	Haley Wilson	FR-1	Troy	2:12.35
5	Rushana Dwyer	JR-3	South Florida	2:12.76
6	Nicole Dinan	FR-1	Florida State	2:13.48
7	Avery Cahoon	FR-1	Florida State	2:14.35
8	Lauren Mahan	FR-1	Florida State	2:16.49
9	Zya Gibbs	FR-1	Georgia Southern	2:17.68
10	Lexi Roberts	FR-1	Troy	2:18.81
11	Amenda Saint Louis	SR-4	South Florida	2:19.26
12	Regan Morrall	FR-1	Florida State	2:19.28
13	Lorena Enamorado	FR-1	FIU	2:19.40
14	Maci Mills	JR-3	Southeastern U.	2:19.84

PL	NAME	YEAR	TEAM	TIME
15	Jaa'Ln McBride	FR-1	Southeastern U.	2:21.13
16	Reece Knowlton	FR-1	Troy	2:21.88
17	Lily Moore	FR-1	Florida State	2:24.08
18	Olivia Niewald	SO-2	Florida State	2:24.35
19	Isabel Ptacek	SR-4	Georgia Southern	2:24.59
20	Caitlin Beery	SO-2	Florida Southern	2:25.28
21	Ravyn Edge	SR-4	Embry-Riddle	2:25.43
22	Allegra Triner	FR-1	Embry-Riddle	2:26.14
23	Jinia Johnson	SR-4	Florida Southern	2:27.33
24	Alena Pezzoli	FR-1	Florida Southern	2:27.66
25	Jillian Blaser	SR-4	Southeastern U.	2:27.91
26	Terren Peterson	JR-3	South Florida	2:28.44
27	Natalie Rohm	JR-3	Southeastern U.	2:28.76
28	Grace Feder	SR-4	Southeastern U.	2:29.07
29	Eve Downs	FR-1	Embry-Riddle	2:30.00
30	Jamariya Robinson	FR-1	Bethune-Cookman	2:30.13
31	Adalin Robinson	JR-3	South Florida	2:31.93
32	Verity Rees	Senior	Central Park Track Club	2:33.05
33	Andria Waite	Freshman	Unattached	2:36.52
34	Sade Lee	FR-1	Lake-Sumter State	2:40.82
35	Amari Graham	SR-4	Southeastern U.	2:43.18
36	Riley McKinney	FR-1	Southeastern U.	2:43.26
37	Katrina Machado	FR-1	Florida Southern	2:47.15
38	Zahir Miller		River City FINISH	2:48.23
39	Danielle Solis	FR-1	Brewton-Parker	2:48.40
40	Danaysia Roberts	SO-2	Brewton-Parker	3:06.27

Women's 800 Meters Section 1

PL	NAME	YEAR	TEAM	TIME
1	Jaden Francis	JR-3	Florida State	2:10.44
2	Tia Wilson	JR-3	Florida	2:11.56
3	Ella Chandler	JR-3	North Florida	2:11.97
5	Rushana Dwyer	JR-3	South Florida	2:12.76
6	Nicole Dinan	FR-1	Florida State	2:13.48

PL	NAME	YEAR	TEAM	TIME
7	Avery Cahoon	FR-1	Florida State	2:14.35
8	Lauren Mahan	FR-1	Florida State	2:16.49
9	Zya Gibbs	FR-1	Georgia Southern	2:17.68
11	Amenda Saint Louis	SR-4	South Florida	2:19.26
12	Regan Morrall	FR-1	Florida State	2:19.28
14	Maci Mills	JR-3	Southeastern U.	2:19.84
15	Jaa'Ln McBride	FR-1	Southeastern U.	2:21.13

Women's 800 Meters Section 2

PL	NAME	YEAR	TEAM	TIME
4	Haley Wilson	FR-1	Troy	2:12.35
13	Lorena Enamorado	FR-1	FIU	2:19.40
16	Reece Knowlton	FR-1	Troy	2:21.88
18	Olivia Niewald	SO-2	Florida State	2:24.35
19	Isabel Ptacek	SR-4	Georgia Southern	2:24.59
21	Ravyn Edge	SR-4	Embry-Riddle	2:25.43
22	Allegra Triner	FR-1	Embry-Riddle	2:26.14
23	Jinia Johnson	SR-4	Florida Southern	2:27.33
25	Jillian Blaser	SR-4	Southeastern U.	2:27.91
27	Natalie Rohm	JR-3	Southeastern U.	2:28.76
28	Grace Feder	SR-4	Southeastern U.	2:29.07
29	Eve Downs	FR-1	Embry-Riddle	2:30.00

Women's 800 Meters Section 3

PL	NAME	YEAR	TEAM	TIME
10	Lexi Roberts	FR-1	Troy	2:18.81
17	Lily Moore	FR-1	Florida State	2:24.08
20	Caitlin Beery	SO-2	Florida Southern	2:25.28
24	Alena Pezzoli	FR-1	Florida Southern	2:27.66
26	Terren Peterson	JR-3	South Florida	2:28.44
30	Jamariya Robinson	FR-1	Bethune-Cookman	2:30.13
31	Adalin Robinson	JR-3	South Florida	2:31.93
32	Verity Rees	Senior	Central Park Track Club	2:33.05
37	Katrina Machado	FR-1	Florida Southern	2:47.15

Women's 800 Meters Section 4

PL	NAME	YEAR	TEAM	TIME
33	Andria Waite	Freshman	Unattached	2:36.52
34	Sade Lee	FR-1	Lake-Sumter State	2:40.82
35	Amari Graham	SR-4	Southeastern U.	2:43.18
36	Riley McKinney	FR-1	Southeastern U.	2:43.26
38	Zahir Miller		River City FINISH	2:48.23
39	Danielle Solis	FR-1	Brewton-Parker	2:48.40
40	Danaysia Roberts	SO-2	Brewton-Parker	3:06.27

Women's 1000 Meters

Top

PL	NAME	YEAR	TEAM	TIME
1	Bethan Morley	JR-3	Florida	2:41.20
2	Suus Altorf	JR-3	Florida State	2:42.38
3	Sayla Donnelley	FR-1	Florida	2:47.51
4	Rosa Ten Berg	JR-3	Florida Atlantic	2:52.16
5	Jessica Hatch	SO-2	Florida Atlantic	2:53.45
6	Constance Pittet	FR-1	Florida Atlantic	2:54.62
7	Christiana Coleman	FR-1	Florida	2:54.73
8	Kendall Hughes	JR-3	UCF	2:56.32
9	Elyssa Toal	JR-3	Florida Atlantic	2:57.88
10	Penelope Sosa	JR-3	UCF	2:59.49
11	Leah Helms	JR-3	Florida Atlantic	2:59.68
12	Ana Markovina	JR-3	North Florida	3:00.32
13	Victoria Valdez	SR-4	South Florida	3:01.25
14	Reece Knowlton	FR-1	Troy	3:01.62
15	Gianna Del Pizzo	FR-1	UCF	3:01.63
16	Astrid Baunge	FR-1	Florida Atlantic	3:02.40
17	Raquel Edwards	FR-1	UCF	3:04.33
18	Maci Mills	JR-3	Southeastern U.	3:06.22
19	Michelle Rohl		GPTC	3:07.89
20	Jadyn DeVerna	FR-1	Southeastern U.	3:12.19
21	Kayla Groppe	SO-2	Florida Atlantic	3:12.76
22	Natalie Rohm	JR-3	Southeastern U.	3:19.63
23	Ashlin Price	FR-1	Southeastern U.	3:24.03
24	Amari Graham	SR-4	Southeastern U.	3:24.08

PL	NAME	YEAR	TEAM	TIME
25	Jaade McBride	FR-1	Southeastern U.	3:25.29
26	Izzy Colebank	FR-1	Southeastern U.	3:29.00
27	Riley McKinney	FR-1	Southeastern U.	3:35.99
28	Zahir Miller		River City FINISH	3:45.75
29	Gracie McGee	SO-2	Southeastern U.	3:46.00
	Tia Wilson	JR-3	Florida	DNF

Women's 1000 Meters Section 1

PL	NAME	YEAR	TEAM	TIME
1	Bethan Morley	JR-3	Florida	2:41.20
2	Suus Altorf	JR-3	Florida State	2:42.38
3	Sayla Donnelley	FR-1	Florida	2:47.51
4	Rosa Ten Berg	JR-3	Florida Atlantic	2:52.16
5	Jessica Hatch	SO-2	Florida Atlantic	2:53.45
6	Constance Pittet	FR-1	Florida Atlantic	2:54.62
7	Christiana Coleman	FR-1	Florida	2:54.73
8	Kendall Hughes	JR-3	UCF	2:56.32
9	Elyssa Toal	JR-3	Florida Atlantic	2:57.88
11	Leah Helms	JR-3	Florida Atlantic	2:59.68
12	Ana Markovina	JR-3	North Florida	3:00.32
	Tia Wilson	JR-3	Florida	DNF

Women's 1000 Meters Section 2

PL	NAME	YEAR	TEAM	TIME
10	Penelope Sosa	JR-3	UCF	2:59.49
13	Victoria Valdez	SR-4	South Florida	3:01.25
14	Reece Knowlton	FR-1	Troy	3:01.62
15	Gianna Del Pizzo	FR-1	UCF	3:01.63
16	Astrid Baunge	FR-1	Florida Atlantic	3:02.40
17	Raquel Edwards	FR-1	UCF	3:04.33
18	Maci Mills	JR-3	Southeastern U.	3:06.22
19	Michelle Rohl		GPTC	3:07.89
21	Kayla Groppe	SO-2	Florida Atlantic	3:12.76

Women's 1000 Meters Section 3

PL	NAME	YEAR	TEAM	TIME
20	Jadyn DeVerna	FR-1	Southeastern U.	3:12.19

PL	NAME	YEAR	TEAM	TIME
22	Natalie Rohm	JR-3	Southeastern U.	3:19.63
23	Ashlin Price	FR-1	Southeastern U.	3:24.03
24	Amari Graham	SR-4	Southeastern U.	3:24.08
25	Jaade McBride	FR-1	Southeastern U.	3:25.29
26	Izzy Colebank	FR-1	Southeastern U.	3:29.00
27	Riley McKinney	FR-1	Southeastern U.	3:35.99
28	Zahir Miller		River City FINISH	3:45.75
29	Gracie McGee	SO-2	Southeastern U.	3:46.00

Women's Mile

Top

PL	NAME	YEAR	TEAM	TIME
1	Bieke Schipperen	JR-3	Florida State	4:34.15
2	Smilla Kolbe	SR-4	North Florida	4:37.34
3	Brooke Mullins	SR-4	Florida State	4:39.43
4	Elizabeth Barlow	SR-4	Florida State	4:45.16
5	Caroline Wells	SO-2	Florida	4:45.17
6	Emily Brown	SR-4	Florida State	4:51.37
7	Reagan Gilmore	FR-1	Florida	4:51.96
8	Ava Wyant	FR-1	Florida	5:00.17
9	Ella Menke		Florida State	5:00.47
10	Olivia Niewald	SO-2	Florida State	5:00.59
11	Stephanie Pezzullo		Unattached	5:01.45
12	Mya Bodrato	SR-4	Jacksonville	5:02.90
13	Lindsey Kiehl	FR-1	Florida	5:02.97
14	Delaney Stephens	SO-2	South Florida	5:03.57
15	Lauren Mahan	FR-1	Florida State	5:03.65
16	Abby Clements	SO-2	UCF	5:03.92
17	Lily Moore	FR-1	Florida State	5:07.91
18	Sydney Granack	SR-4	South Florida	5:09.21
19	Makenna Calbert	JR-3	Troy	5:12.09
20	Catalina Edwards	JR-3	South Florida	5:13.31
21	Emma Mussante	SR-4	Florida Southern	5:13.75
22	Annika Buser	JR-3	North Florida	5:13.84
23	Grace Reed	SO-2	Florida Southern	5:15.10

PL	NAME	YEAR	TEAM	TIME
24	Regan Morrall	FR-1	Florida State	5:16.82
25	Madeline Weiler	JR-3	Jacksonville	5:17.35
26	Avery Fronrath	FR-1	Florida	5:18.38
27	Melissa Bentayeb	FR-1	North Florida	5:20.78
28	Kira Mothershed	SO-2	Florida Southern	5:21.66
29	Sonja Friend-Uhl	Senior	UNAT-Florida Atlantic	5:22.46
30	Jada Williams	JR-3	North Florida	5:24.47
31	Ellie Fluman	SR-4	Florida Southern	5:24.72
32	Cadi Rowe	SR-4	Troy	5:25.65
33	Caitlin Beery	SO-2	Florida Southern	5:25.66
34	Alexiana Hinote	FR-1	Troy	5:26.97
35	Isabel Ptacek	SR-4	Georgia Southern	5:27.04
36	Alena Pezzoli	FR-1	Florida Southern	5:27.35
37	Emma Nales-Torchio	SO-2	Florida Southern	5:27.86
38	Lucy Turley	SO-2	Troy	5:28.06
39	Allegra Triner	FR-1	Embry-Riddle	5:28.24
40	Josephine Leonard	SO-2	Jacksonville	5:29.77
41	Ravyn Edge	SR-4	Embry-Riddle	5:32.74
42	Arianna Elder	FR-1	Troy	5:32.80
43	Gabby Huxtable	SR-4	Jacksonville	5:33.67
44	Alexis Holmes	FR-1	Jacksonville	5:34.33
45	Jordan Dix	JR-3	Jacksonville	5:35.90
46	Sara Ashley		Unattached	5:37.07
47	Grace Feder	SR-4	Southeastern U.	5:37.86
48	Eryn Field	SO-2	Jacksonville	5:38.65
49	Katie Ranck	SR-4	Georgia Southern	5:39.00
50	Katrina Machado	FR-1	Florida Southern	5:39.03
51	Annah Priyadi	SO-2	Jacksonville	5:39.12
52	Lana Grelli	SO-2	Jacksonville	5:39.74
53	Emily Haney	JR-3	Jacksonville	5:40.10
54	Jillian Blaser	SR-4	Southeastern U.	5:43.18
55	Lexi Schwartz	SO-2	Jacksonville	5:46.04
56	Kira Casane	FR-1	Florida Southern	6:05.43

PL	NAME	YEAR	TEAM	TIME
57	Emma DeRosa	JR-3	Jacksonville	6:06.13
58	Sophie Robinson	JR-3	Southeastern U.	6:17.74
	Emma Jane O'Gorman	JR-3	North Florida	DNF
	Gabrielle Schmidt		UNAT-Florida	DNF

Women's Mile Section 1

PL	NAME	YEAR	TEAM	TIME
1	Bieke Schipperen	JR-3	Florida State	4:34.15
2	Smilla Kolbe	SR-4	North Florida	4:37.34
3	Brooke Mullins	SR-4	Florida State	4:39.43
4	Elizabeth Barlow	SR-4	Florida State	4:45.16
5	Caroline Wells	SO-2	Florida	4:45.17
6	Emily Brown	SR-4	Florida State	4:51.37
7	Reagan Gilmore	FR-1	Florida	4:51.96
	Gabrielle Schmidt		UNAT-Florida	DNF

Women's Mile Section 2

PL	NAME	YEAR	TEAM	TIME
8	Ava Wyant	FR-1	Florida	5:00.17
9	Ella Menke		Florida State	5:00.47
10	Olivia Niewald	SO-2	Florida State	5:00.59
11	Stephanie Pezzullo		Unattached	5:01.45
12	Mya Bodrato	SR-4	Jacksonville	5:02.90
13	Lindsey Kiehl	FR-1	Florida	5:02.97
14	Delaney Stephens	SO-2	South Florida	5:03.57
15	Lauren Mahan	FR-1	Florida State	5:03.65
16	Abby Clements	SO-2	UCF	5:03.92
20	Catalina Edwards	JR-3	South Florida	5:13.31
30	Jada Williams	JR-3	North Florida	5:24.47
35	Isabel Ptacek	SR-4	Georgia Southern	5:27.04
	Emma Jane O'Gorman	JR-3	North Florida	DNF

Women's Mile Section 3

PL	NAME	YEAR	TEAM	TIME
17	Lily Moore	FR-1	Florida State	5:07.91
18	Sydney Granack	SR-4	South Florida	5:09.21
21	Emma Mussante	SR-4	Florida Southern	5:13.75

PL	NAME	YEAR	TEAM	TIME
22	Annika Buser	JR-3	North Florida	5:13.84
23	Grace Reed	SO-2	Florida Southern	5:15.10
24	Regan Morrall	FR-1	Florida State	5:16.82
25	Madeline Weiler	JR-3	Jacksonville	5:17.35
26	Avery Fronrath	FR-1	Florida	5:18.38
27	Melissa Bentayeb	FR-1	North Florida	5:20.78
31	Ellie Fluman	SR-4	Florida Southern	5:24.72
32	Cadi Rowe	SR-4	Troy	5:25.65
47	Grace Feder	SR-4	Southeastern U.	5:37.86

Women's Mile Section 4

PL	NAME	YEAR	TEAM	TIME
19	Makenna Calbert	JR-3	Troy	5:12.09
28	Kira Mothershed	SO-2	Florida Southern	5:21.66
29	Sonja Friend-Uhl	Senior	UNAT-Florida Atlantic	5:22.46
33	Caitlin Beery	SO-2	Florida Southern	5:25.66
34	Alexiana Hinote	FR-1	Troy	5:26.97
36	Alena Pezzoli	FR-1	Florida Southern	5:27.35
37	Emma Nales-Torchio	SO-2	Florida Southern	5:27.86
39	Allegra Triner	FR-1	Embry-Riddle	5:28.24
41	Ravyn Edge	SR-4	Embry-Riddle	5:32.74
42	Arianna Elder	FR-1	Troy	5:32.80
43	Gabby Huxtable	SR-4	Jacksonville	5:33.67
44	Alexis Holmes	FR-1	Jacksonville	5:34.33
49	Katie Ranck	SR-4	Georgia Southern	5:39.00

Women's Mile Section 5

PL	NAME	YEAR	TEAM	TIME
38	Lucy Turley	SO-2	Troy	5:28.06
40	Josephine Leonard	SO-2	Jacksonville	5:29.77
45	Jordan Dix	JR-3	Jacksonville	5:35.90
46	Sara Ashley		Unattached	5:37.07
48	Eryn Field	SO-2	Jacksonville	5:38.65
50	Katrina Machado	FR-1	Florida Southern	5:39.03
51	Annah Priyadi	SO-2	Jacksonville	5:39.12
52	Lana Grelli	SO-2	Jacksonville	5:39.74

PL	NAME	YEAR	TEAM	TIME
53	Emily Haney	JR-3	Jacksonville	5:40.10
54	Jillian Blaser	SR-4	Southeastern U.	5:43.18
55	Lexi Schwartz	SO-2	Jacksonville	5:46.04
56	Kira Casane	FR-1	Florida Southern	6:05.43
57	Emma DeRosa	JR-3	Jacksonville	6:06.13
58	Sophie Robinson	JR-3	Southeastern U.	6:17.74

Women's 3000 Meters

Top

PL	NAME	YEAR	TEAM	TIME
1	Suus Altorf	JR-3	Florida State	9:14.31
2	Gabrielle Schmidt		UNAT-Florida	9:29.67
3	Liina Winborn	JR-3	Florida	9:48.27
4	Addison Boyer	FR-1	Florida State	9:49.53
5	Ava Povich	SO-2	Florida State	9:53.22
6	Kate Drummond	SO-2	Florida	9:55.54
7	Rebecca Bergnes	SR-4	Florida State	9:57.77
8	Dani Thompson	SR-4	Florida State	10:06.51
9	Cohen Kooker	FR-1	North Florida	10:15.41
10	Avery Latto	FR-1	UCF	10:15.98
11	Isa Leen	SR-4	North Florida	10:16.21
12	Andi VanMeter	SO-2	Florida Atlantic	10:16.97
13	Emily Wheldon	FR-1	Georgia Southern	10:19.35
14	Delaney Stephens	SO-2	South Florida	10:19.85
15	Emma Mussante	SR-4	Florida Southern	10:20.01
16	Makenna Calbert	JR-3	Troy	10:20.23
17	Riley Jaszczak	JR-3	UCF	10:20.61
18	Sydney Granack	SR-4	South Florida	10:21.91
19	Arianna Elder	FR-1	Troy	10:26.05
20	Ava Quattrocchi	FR-1	UCF	10:26.48
21	Paige Jaszczak	JR-3	UCF	10:26.76
22	Isabel O'Brien	SO-2	Florida Atlantic	10:27.31
23	Grace Reed	SO-2	Florida Southern	10:32.69
24	Annie Loehle	SO-2	Florida	10:33.50
25	Ellie Fluman	SR-4	Florida Southern	10:33.91

PL	NAME	YEAR	TEAM	TIME
26	Laci Watford	JR-3	North Florida	10:35.68
27	Lucy Turley	SO-2	Troy	10:36.11
28	Marlo Hibler	FR-1	South Florida	10:43.99
29	Emilee Moen	FR-1	Florida Atlantic	10:45.57
30	Rachel Hockenberry	JR-3	Florida Southern	10:45.98
31	Brooke Yates	FR-1	North Florida	10:48.41
32	Alexiana Hinote	FR-1	Troy	10:49.42
33	Charlotte O'Brien	FR-1	Embry-Riddle	10:50.17
34	Mya Stam	SR-4	Florida Southern	10:51.19
35	Tristan Crosby	SO-2	Georgia Southern	10:52.83
36	Madeline Castillo	FR-1	North Florida	10:55.30
37	Madison Patchan	FR-1	UCF	10:55.84
38	Isabella Marty	SO-2	St. Thomas (Fla.)	10:58.34
39	Jadyn DeVerna	FR-1	Southeastern U.	11:01.20
40	Emily Tubbs	FR-1	Embry-Riddle	11:06.23
41	Margot O'Brien	FR-1	Flagler	11:07.38
42	Ella Zierdt	SR-4	Georgia Southern	11:08.45
43	Kaycie Aquilino	FR-1	St. Thomas (Fla.)	11:08.85
44	Valencia Butler	JR-3	Bethune-Cookman	11:16.05
45	Ashlin Price	FR-1	Southeastern U.	11:23.91
46	Julia Wilson	FR-1	Georgia Southern	11:24.90
47	Vivian Brezler	SO-2	Flagler	11:37.03
48	Tori Mills	SO-2	Flagler	11:37.77
49	Izzy Colebank	FR-1	Southeastern U.	11:40.02
50	Melanie Tribick	JR-3	Georgia Southern	11:42.96
51	Kira Casane	FR-1	Florida Southern	11:44.49
52	Jaade McBride	FR-1	Southeastern U.	12:06.63
53	Sophie Robinson	JR-3	Southeastern U.	12:28.20
54	Gracie McGee	SO-2	Southeastern U.	12:33.06
	Elizabeth Barlow	SR-4	Florida State	DNF
	Brooke Mullins	SR-4	Florida State	DNF
	Caroline Wells	SO-2	Florida	DNF
	Reagan Gilmore	FR-1	Florida	DNF

PL	NAME	YEAR	TEAM	TIME
	Jinia Johnson	SR-4	Florida Southern	DNF
	Emily Brown	SR-4	Florida State	DNF
	Lily Guinn	FR-1	Florida State	DNF
	Tia Wilson	JR-3	Florida	DNF
	Anabell Reumann		UNAT-Florida Atlantic	DNF
	Bieke Schipperen	JR-3	Florida State	DNF

Women's 3000 Meters Section 1

PL	NAME	YEAR	TEAM	TIME
1	Suus Altorf	JR-3	Florida State	9:14.31
2	Gabrielle Schmidt		UNAT-Florida	9:29.67
3	Liina Winborn	JR-3	Florida	9:48.27
4	Addison Boyer	FR-1	Florida State	9:49.53
5	Ava Povich	SO-2	Florida State	9:53.22
6	Kate Drummond	SO-2	Florida	9:55.54
7	Rebecca Bergnes	SR-4	Florida State	9:57.77
8	Dani Thompson	SR-4	Florida State	10:06.51
9	Cohen Kooker	FR-1	North Florida	10:15.41
10	Avery Latto	FR-1	UCF	10:15.98
11	Isa Leen	SR-4	North Florida	10:16.21
12	Andi VanMeter	SO-2	Florida Atlantic	10:16.97
15	Emma Mussante	SR-4	Florida Southern	10:20.01
	Bieke Schipperen	JR-3	Florida State	DNF
	Brooke Mullins	SR-4	Florida State	DNF
	Elizabeth Barlow	SR-4	Florida State	DNF
	Lily Guinn	FR-1	Florida State	DNF
	Caroline Wells	SO-2	Florida	DNF
	Reagan Gilmore	FR-1	Florida	DNF
	Emily Brown	SR-4	Florida State	DNF
	Tia Wilson	JR-3	Florida	DNF
	Anabell Reumann		UNAT-Florida Atlantic	DNF

Women's 3000 Meters Section 2

PL	NAME	YEAR	TEAM	TIME
13	Emily Wheldon	FR-1	Georgia Southern	10:19.35
14	Delaney Stephens	SO-2	South Florida	10:19.85

PL	NAME	YEAR	TEAM	TIME
16	Makenna Calbert	JR-3	Troy	10:20.23
17	Riley Jaszczak	JR-3	UCF	10:20.61
18	Sydney Granack	SR-4	South Florida	10:21.91
19	Arianna Elder	FR-1	Troy	10:26.05
20	Ava Quattrocchi	FR-1	UCF	10:26.48
21	Paige Jaszczak	JR-3	UCF	10:26.76
22	Isabel O'Brien	SO-2	Florida Atlantic	10:27.31
23	Grace Reed	SO-2	Florida Southern	10:32.69
24	Annie Loehle	SO-2	Florida	10:33.50
25	Ellie Fluman	SR-4	Florida Southern	10:33.91
26	Laci Watford	JR-3	North Florida	10:35.68
27	Lucy Turley	SO-2	Troy	10:36.11
28	Marlo Hibler	FR-1	South Florida	10:43.99
29	Emilee Moen	FR-1	Florida Atlantic	10:45.57
30	Rachel Hockenberry	JR-3	Florida Southern	10:45.98
31	Brooke Yates	FR-1	North Florida	10:48.41
32	Alexiana Hinote	FR-1	Troy	10:49.42
33	Charlotte O'Brien	FR-1	Embry-Riddle	10:50.17
34	Mya Stam	SR-4	Florida Southern	10:51.19
36	Madeline Castillo	FR-1	North Florida	10:55.30
37	Madison Patchan	FR-1	UCF	10:55.84
	Jinia Johnson	SR-4	Florida Southern	DNF

Women's 3000 Meters Section 3

PL	NAME	YEAR	TEAM	TIME
35	Tristan Crosby	SO-2	Georgia Southern	10:52.83
38	Isabella Marty	SO-2	St. Thomas (Fla.)	10:58.34
39	Jadyn DeVerna	FR-1	Southeastern U.	11:01.20
40	Emily Tubbs	FR-1	Embry-Riddle	11:06.23
41	Margot O'Brien	FR-1	Flagler	11:07.38
42	Ella Zierdt	SR-4	Georgia Southern	11:08.45
43	Kaycie Aquilino	FR-1	St. Thomas (Fla.)	11:08.85
44	Valencia Butler	JR-3	Bethune-Cookman	11:16.05
45	Ashlin Price	FR-1	Southeastern U.	11:23.91

PL	NAME	YEAR	TEAM	TIME
46	Julia Wilson	FR-1	Georgia Southern	11:24.90
47	Vivian Brezler	SO-2	Flagler	11:37.03
48	Tori Mills	SO-2	Flagler	11:37.77
49	Izzy Colebank	FR-1	Southeastern U.	11:40.02
50	Melanie Tribick	JR-3	Georgia Southern	11:42.96
51	Kira Casane	FR-1	Florida Southern	11:44.49
52	Jaade McBride	FR-1	Southeastern U.	12:06.63
53	Sophie Robinson	JR-3	Southeastern U.	12:28.20
54	Gracie McGee	SO-2	Southeastern U.	12:33.06

Women's 60 Hurdles Finals

Top

PL	NAME	YEAR	TEAM	TIME
1	Alexandra Webster		Unattached	8.19
2	Tonyan Beckford		UNAT-St. Thomas (Fla.)	8.56
3	Madeline Abega	SR-4	South Florida	8.57
4	Gianna Hansen	SO-2	South Florida	8.67
5	Leonaya Knox	FR-1	Georgia Southern	8.78
6	Aaliyah Murphy	FR-1	Troy	8.84
7	Irmiris Mendez	SR-4	Southeastern U.	9.05
	Latasha Dodson	Senior	Team Dodson Elite	DNF

Women's 60 Hurdles Preliminaries

Top

PL	NAME	YEAR	TEAM	TIME
1	Alexandra Webster		Unattached	8.31
2	Madeline Abega	SR-4	South Florida	8.63
3	Gianna Hansen	SO-2	South Florida	8.65
4	Irmiris Mendez	SR-4	Southeastern U.	8.76 *
5	Leonaya Knox	FR-1	Georgia Southern	8.81
6	Latasha Dodson	Senior	Team Dodson Elite	8.83
7	Aaliyah Murphy	FR-1	Troy	8.88
8	Tonyan Beckford		UNAT-St. Thomas (Fla.)	8.90
9	Takiyah Ferguson	FR-1	Florida State	8.92
10	Joy Whittington	JR-3	Jacksonville	9.01
11	Makayla Caldwell	SO-2	Georgia Southern	9.05
12	Sucar Tanelus	SO-2	Georgia Southern	9.08

PL	NAME	YEAR	TEAM	TIME
13	Sanaa Geter	FR-1	Jacksonville	9.13
14	Nymera Presley	SO-2	Bethune-Cookman	9.29
15	Kyara Belfort		Unattached	9.46
16	LaKeisha Manning	SO-2	St. Thomas (Fla.)	9.47
17	Brooklynn Gould	SR-4	Embry-Riddle	9.53
18	Nyrania Barr-Miller		UNAT-St. Thomas (Fla.)	9.58
19	Danielle Mcgonigle	SO-2	FIU	9.59
20	Zakyla McKay	FR-1	Warner	9.60 
21	Riana Wilford	FR-1	Bethune-Cookman	9.63
22	Serina Rose	SR-4	Florida Memorial	9.64
23	Michala Daniels	JR-3	Embry-Riddle	9.69
24	Kylie Davis	FR-1	Embry-Riddle	9.71
25	Amara Thomas	FR-1	Georgia Southern	9.72
26	Zion Smith	SR-4	Georgia Southern	9.80
27	Aaliyah Blot	SO-2	St. Thomas (Fla.)	9.85
28	Jessica Brown	SO-2	Southeastern U.	9.86
29	Serenity Miller	SO-2	North Florida	9.87
30	Camryn Batt	SO-2	North Florida	9.95
31	Jordan Youngman	FR-1	North Florida	10.19
32	Jaleah Rhett	SR-4	Brewton-Parker	10.67
33	Grace Coggins	FR-1	Southeastern U.	10.68
34	Jakayla Brown	FR-1	Voorhees	11.05
35	Maydine Nichols	SO-2	St. Thomas (Fla.)	11.13
36	Deia Goff		Unattached	11.88
37	Terralyn Brockington	SO-2	Webber	12.59
38	Faith Jones	JR-3	Troy	20.75

Women's 60 Hurdles Preliminaries Heat 1

PL	NAME	YEAR	TEAM	TIME
1	Alexandra Webster		Unattached	8.31
2	Madeline Abega	SR-4	South Florida	8.63
3	Gianna Hansen	SO-2	South Florida	8.65
5	Leonaya Knox	FR-1	Georgia Southern	8.81
6	Latasha Dodson	Senior	Team Dodson Elite	8.83

PL	NAME	YEAR	TEAM	TIME
9	Takiyah Ferguson	FR-1	Florida State	8.92
11	Makayla Caldwell	SO-2	Georgia Southern	9.05
38	Faith Jones	JR-3	Troy	20.75

Women's 60 Hurdles Preliminaries Heat 2

PL	NAME	YEAR	TEAM	TIME
4	Irmiris Mendez	SR-4	Southeastern U.	8.76 *
7	Aaliyah Murphy	FR-1	Troy	8.88
10	Joy Whittington	JR-3	Jacksonville	9.01
12	Sucar Tanelus	SO-2	Georgia Southern	9.08
13	Sanaa Geter	FR-1	Jacksonville	9.13
17	Brooklynn Gould	SR-4	Embry-Riddle	9.53
22	Serina Rose	SR-4	Florida Memorial	9.64
25	Amara Thomas	FR-1	Georgia Southern	9.72

Women's 60 Hurdles Preliminaries Heat 3

PL	NAME	YEAR	TEAM	TIME
14	Nymera Presley	SO-2	Bethune-Cookman	9.29
16	LaKeisha Manning	SO-2	St. Thomas (Fla.)	9.47
20	Zakyla McKay	FR-1	Warner	9.60 🇺🇸
21	Riana Wilford	FR-1	Bethune-Cookman	9.63
23	Michala Daniels	JR-3	Embry-Riddle	9.69
24	Kylie Davis	FR-1	Embry-Riddle	9.71
29	Serenity Miller	SO-2	North Florida	9.87

Women's 60 Hurdles Preliminaries Heat 4

PL	NAME	YEAR	TEAM	TIME
27	Aaliyah Blot	SO-2	St. Thomas (Fla.)	9.85
28	Jessica Brown	SO-2	Southeastern U.	9.86
30	Camryn Batt	SO-2	North Florida	9.95
31	Jordan Youngman	FR-1	North Florida	10.19
32	Jaleah Rhett	SR-4	Brewton-Parker	10.67
33	Grace Coggins	FR-1	Southeastern U.	10.68
34	Jakayla Brown	FR-1	Voorhees	11.05
36	Deia Goff		Unattached	11.88

Women's 60 Hurdles Preliminaries Heat 5

PL	NAME	YEAR	TEAM	TIME
8	Tonyan Beckford		UNAT-St. Thomas (Fla.)	8.90
18	Nyrانيا Barr-Miller		UNAT-St. Thomas (Fla.)	9.58
19	Danielle Mcgonigle	SO-2	FIU	9.59
35	Maydine Nichols	SO-2	St. Thomas (Fla.)	11.13
37	Terralyn Brockington	SO-2	Webber	12.59

Women's 60 Hurdles Preliminaries Heat 6

PL	NAME	YEAR	TEAM	TIME
15	Kyara Belfort		Unattached	9.46
26	Zion Smith	SR-4	Georgia Southern	9.80

Women's 4 x 400 Relay

Top

PL	TEAM	SQUAD	ATHLETES	TIME
1	Empire Athletics	A		3:35.82
2	Florida State	A	Kaelyaah Liburd, Alyia Green, Jaden Francis, Tyra Wilson	3:36.79
3	South Florida	A	Shaniya Benjamin, Malaysia Johnson, Amenda Saint Louis, Adalin Robinson	3:47.10
4	Empire Athletics	B		3:49.94
5	Florida Atlantic	A	Adrianna Mier, Sofia Molina, Jada Bolhuis, Rosa Ten Berg	3:52.63
6	Troy	A	Catherine Forbes, Faith Jones, Haley Wilson, Kady Schwietz	3:54.86
7	North Florida	A	Celine D'Anna, Gabby Johnson, Kaitlyn Godwin, Melissa Epting	3:55.00
8	Georgia Southern	A	Alanna Smith, Adonijah Currie, Naj Watson, Keniya Walker	3:55.47
9	Bethune-Cookman	A	Alyssa Williams, Mariana Morillo, Nyidjah Ives, Haely Grant	3:55.61
10	Empire Athletics	C		3:56.27
11	Georgia Southern	B	Jayla Lawrence, Zya Gibbs, Shatalya Dorsett, Yasmine Williams	3:56.31
12	South Florida	C	Skyler Watts, Amenda Saint Louis, Tristen Evatt, Doris Quainoo	3:56.45
13	Florida State	B	Takiyah Ferguson, Avery Cahoon, Ella Menke, Nicole Dinan	3:58.50
14	Jacksonville	A	Mariandree Chacon, Kemaj Moore, Joy Whittington, Joanna Rogers	3:59.62
15	South Florida	D	Gianna Hansen, Nischa King, Ja'mya Roberson, Amani Kimon	4:05.49
16	Florida Atlantic	C	Elyssa Toal, Jessica Hatch, Constance Pittet, Leah Helms	4:06.32
17	St. Thomas (Fla.)	A	Ahlia Sandifer, Khila Darrisaw, Wislande Pierre-Louis, Emani Glover	4:08.77
18	North Florida	B	Navia Casa, Camryn Batt, Emily Heyden, Jordan Youngman	4:09.51
19	Embry-Riddle	A	Liora Best, Nithya Chummar, Eve Downs, Kylie Davis	4:10.46
20	Georgia Southern	D	Amara Thomas, Makayla Caldwell, Zion Smith, Leonaya Knox	4:19.66
	Georgia Southern	C	Isabel Ptacek, Sucar Tanelus, Mya Turner, Emani George	DNF

Women's 4 x 400 Relay Section 1

PL	TEAM	ATHLETES	TIME
10	Empire Athletics		3:56.27
16	Florida Atlantic	Toal, Hatch, Pittet, Helms	4:06.32
17	St. Thomas (Fla.)	Sandifer, Darrisaw, Pierre-Louis, Glover	4:08.77
18	North Florida	Casa, Batt, Heyden, Youngman	4:09.51
20	Georgia Southern	Thomas, Caldwell, Smith, Knox	4:19.66

Women's 4 x 400 Relay Section 3

PL	TEAM	ATHLETES	TIME
6	Troy	Forbes, Jones, Wilson, Schwietz	3:54.86
7	North Florida	D'Anna, Johnson, Godwin, Epting	3:55.00
12	South Florida	Watts, Saint Louis, Evatt, Quainoo	3:56.45
15	South Florida	Hansen, King, Roberson, Kimon	4:05.49
	Georgia Southern	Ptacek, Tanelus, Turner, George	DNF

Women's 4 x 400 Relay Section 4

PL	TEAM	ATHLETES	TIME
5	Florida Atlantic	Mier, Molina, Bolhuis, Ten Berg	3:52.63
9	Bethune-Cookman	Williams, Morillo, Ives, Grant	3:55.61
11	Georgia Southern	Lawrence, Gibbs, Dorsett, Williams	3:56.31
13	Florida State	Ferguson, Cahoon, Menke, Dinan	3:58.50

Women's 4 x 400 Relay Section 5

PL	TEAM	ATHLETES	TIME
4	Empire Athletics		3:49.94
14	Jacksonville	Chacon, Moore, Whittington, Rogers	3:59.62
19	Embry-Riddle	Best, Chummar, Downs, Davis	4:10.46

Women's 4 x 400 Relay Section 6

PL	TEAM	ATHLETES	TIME
1	Empire Athletics		3:35.82
2	Florida State	Liburd, Green, Francis, Wilson	3:36.79
3	South Florida	Benjamin, Johnson, Saint Louis, Robinson	3:47.10
8	Georgia Southern	Smith, Currie, Watson, Walker	3:55.47

Women's High Jump

Top

PL	NAME	YEAR	TEAM	MARK	CONV
1	Amaya Bien-Aime	FR-1	FIU	1.73m	5' 8"
	<div style="display: flex; align-items: center;"> <div style="margin-right: 10px;"> <p>1.30 1.35 1.40 1.45 1.50 1.55 1.60 1.65 1.70 1.73 1.76</p> <p>— — — — — XO XO XO O XXX</p> </div> <div style="flex-grow: 1; border: 1px solid #ccc; border-bottom: none; padding: 2px 5px;"> <div style="display: flex; justify-content: space-between; height: 15px; border-bottom: 1px solid #ccc;"></div> </div> <div style="margin-left: 10px; text-align: right;"> <p>▲</p> <p>▼</p> </div> </div>				
2	Luca Keszthelyi	FR-1	FIU	1.65m	5' 5"

PL	NAME	YEAR	TEAM	MARK	CONV
	1.30 1.35 1.40 1.45 1.50 1.55 1.60 1.65 1.70 — — — — — O O O XXX				
2	Amara Thomas	FR-1	Georgia Southern	1.65m	5' 5"
	1.30 1.35 1.40 1.45 1.50 1.55 1.60 1.65 1.70 — — — — — O O O XXX				
4	Nicole Shepherd	SO-2	North Florida	1.65m	5' 5"
	1.30 1.35 1.40 1.45 1.50 1.55 1.60 1.65 1.70 — — — — O O O XO XXX				
5	Gabrielle Flores	FR-1	FIU	1.65m	5' 5"
	1.30 1.35 1.40 1.45 1.50 1.55 1.60 1.65 1.70 — — — — — XO XO XXX				
6	Drea Thompson	FR-1	North Florida	1.55m	5' 1"
	1.30 1.35 1.40 1.45 1.50 1.55 1.60 — — — — O O XXX				
6	Renske Drenten	SO-2	North Florida	1.55m	5' 1"
	1.30 1.35 1.40 1.45 1.50 1.55 1.60 — — — O O O XXX				
6	Eva Bellot	FR-1	Jacksonville	1.55m	5' 1"
	1.30 1.35 1.40 1.45 1.50 1.55 1.60 — — — O O O XXX				
9	Danaysia Roberts	SO-2	Brewton-Parker	1.55m	5' 1"
	1.30 1.35 1.40 1.45 1.50 1.55 1.60 — — — O XXO O XXX				
10	Alyssa Morley	FR-1	Southeastern U.	1.55m	5' 1"
	1.30 1.35 1.40 1.45 1.50 1.55 1.60 — — O O O XO XXX				
10	Anouk Victor	JR-3	FIU	1.55m	5' 1"
	1.30 1.35 1.40 1.45 1.50 1.55 1.60 — — O O O XO XXX				
10	Maci Shelnut	SO-2	Georgia Southern	1.55m	5' 1"
	1.30 1.35 1.40 1.45 1.50 1.55 1.60 — — — — O XO XXX				
10	Vega Kaagstroem	FR-1	Troy	1.55m	5' 1"

PL	NAME	YEAR	TEAM	MARK	CONV
	1.30 1.35 1.40 1.45 1.50 1.55 1.60 — — — O O XO XXX				
10	Brooklynn Gould	SR-4	Embry-Riddle	1.55m	5' 1"
	1.30 1.35 1.40 1.45 1.50 1.55 1.60 — — — O O XO XXX				
15	LaNeeyah Garrison	FR-1	Bethune-Cookman	1.50m	4' 11"
	1.30 1.35 1.40 1.45 1.50 1.55 O O O O O XXX				
16	Riley Browne	SO-2	Georgia Southern	1.50m	4' 11"
	1.30 1.35 1.40 1.45 1.50 1.55 — — — — XO XXX				
17	Amma Bonsu	FR-1	Bethune-Cookman	1.45m	4' 9"
	1.30 1.35 1.40 1.45 1.50 O O O O XXX				
18	Megan Grant	SO-2	Embry-Riddle	1.45m	4' 9"
	1.30 1.35 1.40 1.45 1.50 — — O XO XXX				
18	Mckenna Panos	FR-1	Embry-Riddle	1.45m	4' 9"
	1.30 1.35 1.40 1.45 1.50 — — O XO XXX				
20	Zyria Battle	FR-1	Brewton-Parker	1.45m	4' 9"
	1.30 1.35 1.40 1.45 1.50 — XO O XXO XXX				
21	Giselle Oge-Cannon	FR-1	FIU	1.35m	4' 5"
	1.30 1.35 1.40 XO O XXX				
22	Jessica Brown	SO-2	Southeastern U.	1.35m	4' 5"
	1.30 1.35 1.40 O XO XXX				
23	Jayla Morgan	FR-1	Brewton-Parker	1.30m	4' 3.25"
	1.30 1.35 O XXX				
	Riana Wilford	FR-1	Bethune-Cookman	NH	NH

PL	NAME	YEAR	TEAM	MARK	CONV
	1.30 XXX				

Women's Pole Vault

Top

PL	NAME	YEAR	TEAM	MARK	CONV
1	Kenzie Beukes	Senior	Unattached	4.15m	13' 7.25"
	2.50 2.65 2.80 2.95 3.10 3.25 3.40 3.55 3.70 3.85 4.00 4.15 4.27 -- -- -- -- -- -- -- -- -- -- O O XXX				
2	Nicole Janse Van Rensburg	SR-4	FIU	4.00m	13' 1.5"
	2.50 2.65 2.80 2.95 3.10 3.25 3.40 3.55 3.70 3.85 4.00 4.15 -- -- -- -- -- -- -- -- -- -- XXO XO XXX				
3	Ella Galloway	FR-1	South Florida	3.85m	12' 7.5"
	2.50 2.65 2.80 2.95 3.10 3.25 3.40 3.55 3.70 3.85 4.00 -- -- -- -- -- -- O O XO O XXX				
4	Luciana Gomez-Iriondo	SO-2	FIU	3.85m	12' 7.5"
	2.50 2.65 2.80 2.95 3.10 3.25 3.40 3.55 3.70 3.85 4.00 -- -- -- -- -- -- -- -- O XXO XXX				
4	Ella Dolce	SR-4	South Florida	3.85m	12' 7.5"
	2.50 2.65 2.80 2.95 3.10 3.25 3.40 3.55 3.70 3.85 4.00 -- -- -- -- -- -- O O XXO XXX				
6	Morgan Juarez	Senior	Skypolevaulter Elite Athl	3.70m	12' 1.5"
	2.50 2.65 2.80 2.95 3.10 3.25 3.40 3.55 3.70 3.85 -- -- -- -- -- -- O O O XXX				
7	Audrey Wuerffel	SR-4	South Florida	3.55m	11' 7.75"
	2.50 2.65 2.80 2.95 3.10 3.25 3.40 3.55 3.70 -- -- -- -- -- -- O O XXX				
8	Kendall Meyer	JR-3	FIU	3.25m	10' 8"
	2.50 2.65 2.80 2.95 3.10 3.25 3.40 -- -- -- O O O XXX				
8	Krysten Sanders	SR-4	FIU	3.25m	10' 8"
	2.50 2.65 2.80 2.95 3.10 3.25 3.40 -- -- -- O O O XXX				
10	Jordan Morse	SR-4	Unattached	3.25m	10' 8"
	2.50 2.65 2.80 2.95 3.10 3.25 3.40 3.55 -- -- -- -- XO O XX- R				

PL	NAME	YEAR	TEAM	MARK	CONV
11	Aubrey Sellers	SO-2	Southeastern U.	3.10m	10' 2"
	2.50 2.65 2.80 2.95 3.10 3.25 -- O O O XO XXX				
12	Leilani Spruill	FR-1	Embry-Riddle	2.95m	9' 8"
	2.50 2.65 2.80 2.95 3.10 -- -- O XXX				
12	Mckenna Panos	FR-1	Embry-Riddle	2.95m	9' 8"
	2.50 2.65 2.80 2.95 3.10 -- -- O O XXX				
14	Riana Wilford	FR-1	Bethune-Cookman	2.95m	9' 8"
	2.50 2.65 2.80 2.95 3.10 XXO O O XXO XXX				
15	Amari Graham	SR-4	Southeastern U.	2.65m	8' 8.25"
	2.50 2.65 2.80 XO XO XXX				
16	Madeline Ampleman	FR-1	Embry-Riddle	2.50m	8' 2.5"
	2.50 2.65 O XXX				
17	Deia Goff		Unattached	2.50m	8' 2.5"
	2.50 2.65 XO XXX				
	Lilly Knowlton	JR-3	FIU	NH	NH
	2.50 2.65 2.80 2.95 3.10 3.25 3.40 3.55 -- -- -- -- -- -- -- XXX				
	Sydney Nicholson	SO-2	FIU	NH	NH
	2.50 2.65 2.80 2.95 3.10 3.25 3.40 -- -- -- -- -- -- XXX				
	Sophia Bou	SO-2	Southeastern U.	NH	NH
	2.50 XXX				

Women's Long Jump

Top

PL	NAME	YEAR	TEAM	MARK	CONV
1	Shaniya Benjamin	SR-4	South Florida	6.14m	20' 1.75"
	5.50 5.84 5.40 5.95 6.14 5.99				

PL	NAME	YEAR	TEAM	MARK	CONV
2	Imani Moore	SR-4	Georgia Southern	6.11m	20' 0.5"
	5.95 FOUL 5.84 5.80 6.11 6.05				
3	Azharia Jones	FR-1	Florida State	5.68m	18' 7.75"
	5.68 5.08 5.14 FOUL 5.54 5.64				
4	Nischa King	SO-2	South Florida	5.68m	18' 7.75"
	5.49 5.68 5.62 5.58 5.59 5.63				
5	Sanaa Geter	FR-1	Jacksonville	5.67m	18' 7.25"
	FOUL 5.67 5.26 5.48 FOUL 5.43				
6	Me'Yauney Peoples	FR-1	Florida State	5.61m	18' 5"
	FOUL 5.61 FOUL FOUL 4.78 4.69				
7	Julia Sue-Kam-Ling	JR-3	Jacksonville	5.50m	18' 0.5"
	FOUL 5.50 5.11 FOUL PASS PASS				
8	Fabiola Deplet Tirado		Puerto Rico	5.37m	17' 7.5"
	4.79 FOUL 5.37 5.01 5.16 FOUL				
9	Alyssa Morley	FR-1	Southeastern U.	5.36m	17' 7"
	5.34 5.36 5.22 5.36 FOUL 5.02				
10	Brooklynn Gould	SR-4	Embry-Riddle	5.34m	17' 6.25"
	5.23 5.24 5.34				
11	Alana Veal	FR-1	FIU	5.34m	17' 6.25"
	5.34 5.01 4.95				
12	Danielle Mcgonigle	SO-2	FIU	5.33m	17' 6"
	5.25 5.33 5.19				
13	Jaden Miller	FR-1	Lake-Sumter State	5.26m	17' 3.25"
	4.79 5.26 4.83				
14	Amy Wall	FR-1	Troy	5.25m	17' 2.75"
	FOUL 5.25 FOUL				
15	Mikaela Miles	JR-3	Embry-Riddle	5.24m	17' 2.25"
	5.21 5.24 5.17				
16	Jailah Lee	SO-2	Georgia Southern	5.23m	17' 2"
	FOUL 5.23 FOUL				
17	Aleks Futschek	SO-2	North Florida	5.20m	17' 0.75"
	FOUL 4.84 5.20				
18	Kyra Patterson	FR-1	FIU	5.12m	16' 9.75"

PL	NAME	YEAR	TEAM	MARK	CONV
	FOUL 5.12 FOUL				
19	Tristen Evatt	FR-1	South Florida	5.10m	16' 8.75"
	FOUL 5.10 FOUL				
20	Emani Glover	FR-1	St. Thomas (Fla.)	5.09m	16' 8.5"
	5.06 4.92 5.09				
21	Trinity Lavant	Senior	Unattached	5.09m	16' 8.5"
	FOUL 5.09 5.03				
22	Adina Jackson	SO-2	Florida State	5.09m	16' 8.5"
	FOUL 5.09 FOUL				
23	Andreana Graham	SR-4	Florida Memorial	5.06m	16' 7.25"
	FOUL 5.06 FOUL				
24	Maydine Nichols	SO-2	St. Thomas (Fla.)	5.01m	16' 5.25"
	4.90 4.68 5.01				
25	Kylie Davis	FR-1	Embry-Riddle	4.95m	16' 3"
	4.88 4.42 4.95				
26	Rafaela Marchini	JR-3	North Florida	4.88m	16' 0.25"
	FOUL FOUL 4.88				
27	Michala Daniels	JR-3	Embry-Riddle	4.87m	15' 11.75"
	4.83 4.87 FOUL				
28	Mya McRae	FR-1	Thomas (Ga.)	4.85m	15' 11"
	4.80 4.74 4.85				
29	Aaliyah Blot	SO-2	St. Thomas (Fla.)	4.83m	15' 10.25"
	4.73 4.83 4.51				
30	Jakai Peterson	FR-1	Bethune-Cookman	4.71m	15' 5.5"
	4.71 FOUL 4.71				
31	Giselle Oge-Cannon	FR-1	FIU	4.64m	15' 2.75"
	4.61 4.64 FOUL				
32	LaKeisha Manning	SO-2	St. Thomas (Fla.)	4.64m	15' 2.75"
	4.42 4.64 FOUL				
33	Zakyla McKay	FR-1	Warner	4.60m	15' 1.25"
	4.60 FOUL 4.21				
34	Bella Palmetto	FR-1	North Florida	4.59m	15' 0.75"
	4.59 4.54 4.42				

PL	NAME	YEAR	TEAM	MARK	CONV
35	Emily Powelson	SO-2	Southeastern U.	4.56m	14' 11.5"
	FOUL 4.56 FOUL				
36	Jessica Brown	SO-2	Southeastern U.	4.55m	14' 11.25"
	4.55 4.44 FOUL				
37	Zoe Zinnie	SO-2	Flagler	4.49m	14' 8.75"
	4.49 4.41 4.47				
38	Nyrania Barr-Miller		UNAT-St. Thomas (Fla.)	4.49m	14' 8.75"
	4.49 FOUL 4.41				
39	Sabrina Norzea	Senior	Unattached	4.44m	14' 7"
	FOUL 4.44 FOUL				
40	Amma Bonsu	FR-1	Bethune-Cookman	4.40m	14' 5.25"
	4.34 FOUL 4.40				
41	Terralyn Brockington	SO-2	Webber	4.34m	14' 3"
	FOUL 4.34 FOUL				
42	Sara Miller	FR-1	Flagler	3.94m	12' 11.25"
	3.94 3.94 3.94				
	Selena Johnson	SR-4	Warner	NM	NM
	Joy Whittington	JR-3	Jacksonville	NM	NM
	Jamelia Simmons	JR-3	Bethune-Cookman	NM	NM
	Saniya Swain	FR-1	Savannah State	NM	NM
	A'Shanti Surrey	SR-4	Brewton-Parker	NM	NM
	Jayla Morgan	FR-1	Brewton-Parker	FOUL	NM
	FOUL FOUL FOUL				
	Alexandria Kennedy	SO-2	Georgia Southern	FOUL	NM
	FOUL FOUL FOUL				
	Kennedy Hood	JR-3	Georgia Southern	FOUL	NM
	FOUL FOUL FOUL				

Women's Long Jump Flight 1

PL	NAME	YEAR	TEAM	MARK	ENGLISH
20	Emani Glover	FR-1	St. Thomas (Fla.)	5.09m	16' 8.5"
24	Maydine Nichols	SO-2	St. Thomas (Fla.)	5.01m	16' 5.25"
25	Kylie Davis	FR-1	Embry-Riddle	4.95m	16' 3"
29	Aaliyah Blot	SO-2	St. Thomas (Fla.)	4.83m	15' 10.25"
30	Jakai Peterson	FR-1	Bethune-Cookman	4.71m	15' 5.5"
31	Giselle Oge-Cannon	FR-1	FIU	4.64m	15' 2.75"
33	Zakyia McKay	FR-1	Warner	4.60m	15' 1.25"
36	Jessica Brown	SO-2	Southeastern U.	4.55m	14' 11.25"
37	Zoe Zinnie	SO-2	Flagler	4.49m	14' 8.75"
38	Nyrania Barr-Miller		UNAT-St. Thomas (Fla.)	4.49m	14' 8.75"
39	Sabrina Norzea	Senior	Unattached	4.44m	14' 7"
40	Amma Bonsu	FR-1	Bethune-Cookman	4.40m	14' 5.25"
41	Terralyn Brockington	SO-2	Webber	4.34m	14' 3"
42	Sara Miller	FR-1	Flagler	3.94m	12' 11.25"
	Jamelia Simmons	JR-3	Bethune-Cookman	NM	NM
	Joy Whittington	JR-3	Jacksonville	NM	NM
	Saniya Swain	FR-1	Savannah State	NM	NM
	Jayla Morgan	FR-1	Brewton-Parker	FOUL	NM

Women's Long Jump Flight 2

PL	NAME	YEAR	TEAM	MARK	ENGLISH
9	Alyssa Morley	FR-1	Southeastern U.	5.36m	17' 7"
10	Brooklynn Gould	SR-4	Embry-Riddle	5.34m	17' 6.25"
12	Danielle Mcgonigle	SO-2	FIU	5.33m	17' 6"
13	Jaden Miller	FR-1	Lake-Sumter State	5.26m	17' 3.25"
14	Amy Wall	FR-1	Troy	5.25m	17' 2.75"
15	Mikaela Miles	JR-3	Embry-Riddle	5.24m	17' 2.25"
17	Aleks Futschek	SO-2	North Florida	5.20m	17' 0.75"
21	Trinity Lavant	Senior	Unattached	5.09m	16' 8.5"
26	Rafaela Marchini	JR-3	North Florida	4.88m	16' 0.25"
27	Michala Daniels	JR-3	Embry-Riddle	4.87m	15' 11.75"
28	Mya McRae	FR-1	Thomas (Ga.)	4.85m	15' 11"
32	LaKeisha Manning	SO-2	St. Thomas (Fla.)	4.64m	15' 2.75"

PL	NAME	YEAR	TEAM	MARK	ENGLISH
34	Bella Palmetto	FR-1	North Florida	4.59m	15' 0.75"
35	Emily Powelson	SO-2	Southeastern U.	4.56m	14' 11.5"
	A'Shanti Surrey	SR-4	Brewton-Parker	NM	NM
	Selena Johnson	SR-4	Warner	NM	NM

Women's Long Jump Flight 3

PL	NAME	YEAR	TEAM	MARK	ENGLISH
1	Shaniya Benjamin	SR-4	South Florida	6.14m	20' 1.75"
2	Imani Moore	SR-4	Georgia Southern	6.11m	20' 0.5"
3	Azharia Jones	FR-1	Florida State	5.68m	18' 7.75"
4	Nischa King	SO-2	South Florida	5.68m	18' 7.75"
5	Sanaa Geter	FR-1	Jacksonville	5.67m	18' 7.25"
6	Me'Yauney Peoples	FR-1	Florida State	5.61m	18' 5"
7	Julia Sue-Kam-Ling	JR-3	Jacksonville	5.50m	18' 0.5"
8	Fabiola Declet Tirado		Puerto Rico	5.37m	17' 7.5"
11	Alana Veal	FR-1	FIU	5.34m	17' 6.25"
16	Jailah Lee	SO-2	Georgia Southern	5.23m	17' 2"
18	Kyra Patterson	FR-1	FIU	5.12m	16' 9.75"
19	Tristen Evatt	FR-1	South Florida	5.10m	16' 8.75"
22	Adina Jackson	SO-2	Florida State	5.09m	16' 8.5"
23	Andreana Graham	SR-4	Florida Memorial	5.06m	16' 7.25"
	Kennedy Hood	JR-3	Georgia Southern	FOUL	NM
	Alexandria Kennedy	SO-2	Georgia Southern	FOUL	NM

Women's Triple Jump

Top

PL	NAME	YEAR	TEAM	MARK	CONV
1	Mimansa Dahiya	JR-3	South Florida	12.41m	40' 8.75"
	11.95 12.24 12.34 FOUL FOUL 12.41				
2	Mikaela Miles	JR-3	Embry-Riddle	12.27m +	40' 3.25"
	12.16 12.27 FOUL 11.87 FOUL 12.09				
3	Danielle Mcgonigle	SO-2	FIU	11.93m	39' 1.75"
	11.90 FOUL 11.72 11.93 11.76 11.84				
4	Oluwadara Soremi	FR-1	Florida State	11.83m	38' 9.75"
	11.76 FOUL 11.68 11.83 11.54 11.81				
5	Kayla Pinkard	JR-3	Florida State	11.80m	38' 8.75"

PL	NAME	YEAR	TEAM	MARK	CONV
	FOUL 11.50 11.80 11.67 11.63 11.57				
6	Alexandria Kennedy	SO-2	Georgia Southern	11.74m	38' 6.25"
	11.74 FOUL 9.98 FOUL PASS PASS				
7	Jordan Bailey	JR-3	Troy	11.53m	37' 10"
	FOUL 11.41 11.20 FOUL FOUL 11.53				
8	Alana Veal	FR-1	FIU	11.24m	36' 10.5"
	11.24 10.88 10.60 10.32 10.77 10.20				
9	LaNeeyah Garrison	FR-1	Bethune-Cookman	11.23m	36' 10.25"
	11.23 FOUL 11.03 10.81 10.87 FOUL				
10	Rafaela Marchini	JR-3	North Florida	10.87m	35' 8"
	10.87 10.67 10.65				
11	Mariama Kamara	SO-2	North Florida	10.77m	35' 4"
	FOUL 10.77 10.63				
12	Trinity Lavant	Senior	Unattached	10.75m	35' 3.25"
	FOUL 10.25 10.75				
13	Gaby Mayorga	SO-2	FIU	10.74m	35' 3"
	FOUL FOUL 10.74				
14	Bella Palmetto	FR-1	North Florida	10.73m	35' 2.5"
	10.73 10.70 10.58				
15	Jaden Miller	FR-1	Lake-Sumter State	10.66m	34' 11.75"
	10.49 10.29 10.66				
16	Jakayla Brown	FR-1	Voorhees	10.43m	34' 2.75"
	10.43 10.23 FOUL				
17	Stacy White	SO-2	Warner	10.42m 🇲🇵	34' 2.25"
	FOUL 10.42 10.40				
18	Mya McRae	FR-1	Thomas (Ga.)	10.38m	34' 0.75"
	10.38 FOUL FOUL				
19	Sabrina Norzea	Senior	Unattached	10.04m	32' 11.25"
	FOUL 10.04 9.98				
	Ryan Lewis	SO-2	South Florida	NM	NM
	Zakyla McKay	FR-1	Warner	NM	NM

PL	NAME	YEAR	TEAM	MARK	CONV
	Selena Johnson	SR-4	Warner	NM	NM
	Saniya Swain	FR-1	Savannah State	NM	NM
	LaKeisha Manning	SO-2	St. Thomas (Fla.)	NM	NM
	A'Shanti Surrey	SR-4	Brewton-Parker	NM	NM
	Aleks Futschek	SO-2	North Florida	FOUL	NM
	FOUL FOUL FOUL				
	Lauren Johnson	SR-4	Bethune-Cookman	FOUL	NM
	FOUL FOUL FOUL				
	Shelly Bruchstein	SO-2	FIU	FOUL	NM
	FOUL FOUL FOUL				
	Adina Jackson	SO-2	Florida State	FOUL	NM
	FOUL FOUL FOUL				
	Arden Kampfe		River City FINISH	FOUL	NM
	FOUL FOUL FOUL				

Women's Triple Jump Flight 1

PL	NAME	YEAR	TEAM	MARK	ENGLISH
9	LaNeeyah Garrison	FR-1	Bethune-Cookman	11.23m	36' 10.25"
10	Rafaela Marchini	JR-3	North Florida	10.87m	35' 8"
11	Mariama Kamara	SO-2	North Florida	10.77m	35' 4"
13	Gaby Mayorga	SO-2	FIU	10.74m	35' 3"
15	Jaden Miller	FR-1	Lake-Sumter State	10.66m	34' 11.75"
16	Jakayla Brown	FR-1	Voorhees	10.43m	34' 2.75"
17	Stacy White	SO-2	Warner	10.42m 🇺🇸	34' 2.25"
18	Mya McRae	FR-1	Thomas (Ga.)	10.38m	34' 0.75"
19	Sabrina Norzea	Senior	Unattached	10.04m	32' 11.25"
	A'Shanti Surrey	SR-4	Brewton-Parker	NM	NM
	LaKeisha Manning	SO-2	St. Thomas (Fla.)	NM	NM
	Saniya Swain	FR-1	Savannah State	NM	NM
	Zakyla McKay	FR-1	Warner	NM	NM

PL	NAME	YEAR	TEAM	MARK	ENGLISH
	Aleks Futschek	SO-2	North Florida	FOUL	NM
	Arden Kampfe		River City FINISH	FOUL	NM

Women's Triple Jump Flight 2

PL	NAME	YEAR	TEAM	MARK	ENGLISH
1	Mimansa Dahiya	JR-3	South Florida	12.41m	40' 8.75"
2	Mikaela Miles	JR-3	Embry-Riddle	12.27m +	40' 3.25"
3	Danielle Mcgonigle	SO-2	FIU	11.93m	39' 1.75"
4	Oluwadara Soremi	FR-1	Florida State	11.83m	38' 9.75"
5	Kayla Pinkard	JR-3	Florida State	11.80m	38' 8.75"
6	Alexandria Kennedy	SO-2	Georgia Southern	11.74m	38' 6.25"
7	Jordan Bailey	JR-3	Troy	11.53m	37' 10"
8	Alana Veal	FR-1	FIU	11.24m	36' 10.5"
12	Trinity Lavant	Senior	Unattached	10.75m	35' 3.25"
14	Bella Palmetto	FR-1	North Florida	10.73m	35' 2.5"
	Selena Johnson	SR-4	Warner	NM	NM
	Ryan Lewis	SO-2	South Florida	NM	NM
	Adina Jackson	SO-2	Florida State	FOUL	NM
	Lauren Johnson	SR-4	Bethune-Cookman	FOUL	NM
	Shelly Bruchstein	SO-2	FIU	FOUL	NM

Women's Shot Put

Top

PL	NAME	YEAR	TEAM	MARK	CONV
1	Biniosa Ezukuse	SR-4	Troy	14.88m	48' 10"
	FOUL 13.25 FOUL FOUL 14.88 FOUL				
2	Joy Edward	JR-3	Troy	13.87m	45' 6.25"
	FOUL FOUL 13.87 13.61 13.87 13.86				
3	Abby Grosinske	SR-4	Troy	13.19m	43' 3.25"
	12.80 13.19 12.71 FOUL 12.63 13.12				
4	Michaëlle Valentin	SR-4	FIU	12.97m	42' 6.75"
	FOUL 12.01 FOUL 12.76 12.21 12.97				
5	Tyniece Barclay	SO-2	FIU	12.60m	41' 4.25"
	FOUL FOUL 12.60 FOUL 11.31 FOUL				
6	Elizabeth Alfred	SR-4	FIU	12.01m	39' 5"
	12.01 11.84 11.48 FOUL FOUL PASS				

PL	NAME	YEAR	TEAM	MARK	CONV
7	Savianna Joseph	FR-1	St. Thomas (Fla.)	11.97m	39' 3.25"
	11.05 11.53 10.08 11.97 11.15 11.32				
8	Madison Morris	SR-4	Embry-Riddle	11.92m	39' 1.25"
	11.37 11.43 11.04 11.92 10.93 10.84				
9	Janiya Cesar	SO-2	FIU	11.44m	37' 6.5"
	10.59 FOUL 11.44 FOUL 10.89 FOUL				
10	Kasie Ugeh	JR-3	Bethune-Cookman	11.34m	37' 2.5"
	11.28 11.03 11.34				
11	Octavia Mcdougale	SO-2	FIU	10.27m	33' 8.5"
	9.33 10.27 10.16				
12	MarieAnge Moussignac	JR-3	Southeastern U.	10.22m	33' 6.5"
	10.11 10.22 10.07				
13	Taela Campbell	JR-3	Florida Memorial	10.22m	33' 6.5"
	9.57 10.22 9.88				
14	Mychaela Parker	FR-1	Bethune-Cookman	10.22m	33' 6.5"
	FOUL FOUL 10.22				
15	Allison Craig	SO-2	Southeastern U.	10.16m	33' 4"
	10.16 9.50 9.82				
16	Camille Armstrong	FR-1	Bethune-Cookman	10.16m	33' 4"
	FOUL FOUL 10.16				
17	Fabiola Declat Tirado		Puerto Rico	10.11m	33' 2"
	FOUL FOUL 10.11				
18	Baylie Hartman	SR-4	Southeastern U.	10.09m	33' 1.25"
	9.75 10.09 FOUL				
19	Ryeyauni Bush	JR-3	Florida Memorial	9.57m	31' 4.75"
	FOUL 9.27 9.57				
20	Giselle Oge-Cannon	FR-1	FIU	9.32m	30' 7"
	9.01 9.03 9.32				
21	Anaya Shrider	FR-1	Embry-Riddle	9.20m	30' 2.25"
	9.20 8.90 9.09				
22	Avery Brincat	SO-2	Southeastern U.	8.71m	28' 7"
	8.30 8.71 8.45				
23	Vannula Inna	SR-4	Warner	8.53m	28' 0"

PL	NAME	YEAR	TEAM	MARK	CONV
	8.42 8.53 8.20				
24	Ally Fugate	FR-1	Embry-Riddle	7.97m	26' 1.75"
	7.97 7.58 7.89				
25	Moore Olivia	FR-1	Warner	7.79m	25' 6.75"
	7.79 6.88 6.59				
26	Keelie Jordan	SO-2	Brewton-Parker	7.56m	24' 9.75"
	7.47 7.56 6.89				
27	Anna Beth Gonzalez	JR-3	Webber	7.55m	24' 9.25"
	7.55 6.73 7.40				
28	Mya Peterson	FR-1	Flagler	7.40m	24' 3.5"
	7.40 7.15 6.58				

Women's Shot Put Flight 1

PL	NAME	YEAR	TEAM	MARK	ENGLISH
7	Savianna Joseph	FR-1	St. Thomas (Fla.)	11.97m	39' 3.25"
13	Taela Campbell	JR-3	Florida Memorial	10.22m	33' 6.5"
16	Camille Armstrong	FR-1	Bethune-Cookman	10.16m	33' 4"
18	Baylie Hartman	SR-4	Southeastern U.	10.09m	33' 1.25"
20	Giselle Oge-Cannon	FR-1	FIU	9.32m	30' 7"
21	Anaya Shrider	FR-1	Embry-Riddle	9.20m	30' 2.25"
22	Avery Brincat	SO-2	Southeastern U.	8.71m	28' 7"
23	Vannula Inna	SR-4	Warner	8.53m	28' 0"
24	Ally Fugate	FR-1	Embry-Riddle	7.97m	26' 1.75"
25	Moore Olivia	FR-1	Warner	7.79m	25' 6.75"
26	Keelie Jordan	SO-2	Brewton-Parker	7.56m	24' 9.75"
27	Anna Beth Gonzalez	JR-3	Webber	7.55m	24' 9.25"
28	Mya Peterson	FR-1	Flagler	7.40m	24' 3.5"

Women's Shot Put Flight 2

PL	NAME	YEAR	TEAM	MARK	ENGLISH
1	Binosia Ezukuse	SR-4	Troy	14.88m	48' 10"
2	Joy Edward	JR-3	Troy	13.87m	45' 6.25"
3	Abby Grosinske	SR-4	Troy	13.19m	43' 3.25"
4	Michaelle Valentin	SR-4	FIU	12.97m	42' 6.75"
5	Tyniece Barclay	SO-2	FIU	12.60m	41' 4.25"
6	Elizabeth Alfred	SR-4	FIU	12.01m	39' 5"

PL	NAME	YEAR	TEAM	MARK	ENGLISH
8	Madison Morris	SR-4	Embry-Riddle	11.92m	39' 1.25"
9	Janiya Cesar	SO-2	FIU	11.44m	37' 6.5"
10	Kasie Ugeh	JR-3	Bethune-Cookman	11.34m	37' 2.5"
11	Octavia Mcdougale	SO-2	FIU	10.27m	33' 8.5"
12	MarieAnge Moussignac	JR-3	Southeastern U.	10.22m	33' 6.5"
14	Mychaela Parker	FR-1	Bethune-Cookman	10.22m	33' 6.5"
15	Allison Craig	SO-2	Southeastern U.	10.16m	33' 4"
17	Fabiola Declet Tirado		Puerto Rico	10.11m	33' 2"
19	Ryeyauni Bush	JR-3	Florida Memorial	9.57m	31' 4.75"

Women's Weight Throw

Top

PL	NAME	YEAR	TEAM	MARK	CONV
1	Michaelle Valentin	SR-4	FIU	20.74m	68' 0.5"
	20.74				
2	Elizabeth Alfred	SR-4	FIU	18.81m	61' 8.5"
	18.81				
3	Janiya Cesar	SO-2	FIU	17.25m	56' 7.25"
	FOUL 17.25				
4	Biniosa Ezukuse	SR-4	Troy	17.20m	56' 5.25"
	17.20				
5	Tyniece Barclay	SO-2	FIU	16.70m	54' 9.5"
	16.70				
6	Zianna Curtis	FR-1	Florida State	16.37m	53' 8.5"
	FOUL 16.37				
7	Kirsten Rolle	JR-3	Embry-Riddle	16.16m	53' 0.25"
	16.16 FOUL				
8	Gabby Bryan	SR-4	FIU	16.03m	52' 7.25"
	16.03 FOUL				
9	Madison McGloin	SR-4	Florida State	16.00m	52' 6"
	14.86 16.00				
10	Annalee Harbison	SO-2	South Florida	15.87m	52' 1"
	FOUL 15.87				
11	Abby Grosinske	SR-4	Troy	15.33m	50' 3.5"
	15.33 14.56				

PL	NAME	YEAR	TEAM	MARK	CONV
12	Alexia Kornilov	SO-2	St. Thomas (Fla.)	13.31m	43' 8"
	11.54 13.31 9.29				
13	Camille Armstrong	FR-1	Bethune-Cookman	13.29m	43' 7.25"
	12.80 13.29 FOUL				
14	Madison Morris	SR-4	Embry-Riddle	13.18m	43' 3"
	13.18 FOUL 10.99				
15	MarieAnge Moussignac	JR-3	Southeastern U.	12.76m	41' 10.5"
	FOUL 12.76				
16	Jessica Micelus	SO-2	Bethune-Cookman	12.50m	41' 0.25"
	12.40 FOUL 12.50				
17	Octavia Mcdougale	SO-2	FIU	12.33m	40' 5.5"
	FOUL 12.33				
18	Taela Campbell	JR-3	Florida Memorial	12.12m	39' 9.25"
	FOUL 12.12 FOUL				
19	Allison Craig	SO-2	Southeastern U.	11.67m	38' 3.5"
	FOUL 11.67 FOUL				
20	Baylie Hartman	SR-4	Southeastern U.	10.72m	35' 2"
	10.49 10.25 10.72				
21	Nicole Gutierrez	JR-3	St. Thomas (Fla.)	9.87m	32' 4.75"
	8.39 FOUL 9.87				
22	Ally Fugate	FR-1	Embry-Riddle	9.12m	29' 11.25"
	8.36 8.84 9.12				
23	Anaya Shrider	FR-1	Embry-Riddle	9.09m	29' 10"
	FOUL 9.00 9.09				
24	Avery Brincat	SO-2	Southeastern U.	8.98m	29' 5.5"
	8.98 FOUL 8.59				
25	Keelie Jordan	SO-2	Brewton-Parker	7.38m	24' 2.5"
	7.38 7.30 7.04				
26	Anna Beth Gonzalez	JR-3	Webber	7.06m	23' 2"
	7.06 FOUL FOUL				
	Joy Edward	JR-3	Troy	FOUL	NM
	FOUL FOUL				
	Narissa Clay	JR-3	Troy	FOUL	NM

PL	NAME	YEAR	TEAM	MARK	CONV
	FOUL FOUL				
	Ryeyauni Bush	JR-3	Florida Memorial	FOUL	NM
	FOUL FOUL FOUL				

Women's Weight Throw Flight 1

PL	NAME	YEAR	TEAM	MARK	ENGLISH
12	Alexia Kornilov	SO-2	St. Thomas (Fla.)	13.31m	43' 8"
13	Camille Armstrong	FR-1	Bethune-Cookman	13.29m	43' 7.25"
14	Madison Morris	SR-4	Embry-Riddle	13.18m	43' 3"
16	Jessica Micelus	SO-2	Bethune-Cookman	12.50m	41' 0.25"
18	Taela Campbell	JR-3	Florida Memorial	12.12m	39' 9.25"
19	Allison Craig	SO-2	Southeastern U.	11.67m	38' 3.5"
20	Baylie Hartman	SR-4	Southeastern U.	10.72m	35' 2"
21	Nicole Gutierrez	JR-3	St. Thomas (Fla.)	9.87m	32' 4.75"
22	Ally Fugate	FR-1	Embry-Riddle	9.12m	29' 11.25"
23	Anaya Shrider	FR-1	Embry-Riddle	9.09m	29' 10"
24	Avery Brincat	SO-2	Southeastern U.	8.98m	29' 5.5"
25	Keelie Jordan	SO-2	Brewton-Parker	7.38m	24' 2.5"
26	Anna Beth Gonzalez	JR-3	Webber	7.06m	23' 2"
	Ryeyauni Bush	JR-3	Florida Memorial	FOUL	NM

Women's Weight Throw Flight 2

PL	NAME	YEAR	TEAM	MARK	ENGLISH
1	Michaëlle Valentin	SR-4	FIU	20.74m	68' 0.5"
2	Elizabeth Alfred	SR-4	FIU	18.81m	61' 8.5"
3	Janiya Cesar	SO-2	FIU	17.25m	56' 7.25"
4	Biniosa Ezukuse	SR-4	Troy	17.20m	56' 5.25"
5	Tyniece Barclay	SO-2	FIU	16.70m	54' 9.5"
6	Zianna Curtis	FR-1	Florida State	16.37m	53' 8.5"
7	Kirsten Rolle	JR-3	Embry-Riddle	16.16m	53' 0.25"
8	Gabby Bryan	SR-4	FIU	16.03m	52' 7.25"
9	Madison McGloin	SR-4	Florida State	16.00m	52' 6"
10	Annalee Harbison	SO-2	South Florida	15.87m	52' 1"
11	Abby Grosinske	SR-4	Troy	15.33m	50' 3.5"
15	MarieAnge Moussignac	JR-3	Southeastern U.	12.76m	41' 10.5"
17	Octavia Mcdougale	SO-2	FIU	12.33m	40' 5.5"

PL	NAME	YEAR	TEAM	MARK	ENGLISH
	Narissa Clay	JR-3	Troy	FOUL	NM
	Joy Edward	JR-3	Troy	FOUL	NM

Men's 60 Meters Finals

Top

PL	NAME	YEAR	TEAM	TIME
1	Rikkoi Brathwaite		Garden State TC	6.62
2	Neo Mosebi	SO-2	Florida State	6.66
3	Jermaine Dyges	SR-4	South Florida	6.74
4	Eric Harrison		Unattached	6.78
5	Chun-han Yang		Pure Athletics	6.78
6	Tydreke Thomas	JR-3	Troy	6.83

Men's 60 Meters Preliminaries

Top

PL	NAME	YEAR	TEAM	TIME
1	Rikkoi Brathwaite		Garden State TC	6.61
2	Tyler Azcano	SO-2	Florida State	6.65
3	Neo Mosebi	SO-2	Florida State	6.70
4	Jaiden Rollins	JR-3	Florida State	6.72
5	Jermaine Dyges	SR-4	South Florida	6.79
6	Tydreke Thomas	JR-3	Troy	6.82
7	Chun-han Yang		Pure Athletics	6.83
8	Eric Harrison		Unattached	6.84
9	Shomari Pettigrew	SO-2	South Florida	6.88
10	Isaac Joseph		Haiti	6.88
11	Michael Eady	JR-3	Troy	6.89
12	Bradley Bowlin	SR-4	St. Thomas (Fla.)	6.89
13	Amarrion Grant	FR-1	Bethune-Cookman	6.91
14	James Williamson III	SR-4	Southeastern U.	6.91
15	Evan Brown	SO-2	Troy	6.92
16	Jerod Elcock		Wind Speed Athletics	6.92
17	Sanaljay Bentley	FR-1	Voorhees	6.93
18	Travis Massey	SO-2	Brewton-Parker	6.93
19	Damarion Alexander	JR-3	Voorhees	6.93
20	Montrael Bennett	SR-4	Bethune-Cookman	6.94
21	Amare Williams	FR-1	Florida State	6.95
22	Cameron Alamia	SO-2	Southeastern U.	6.96
23	Julius Rivera		Garden State TC	6.96
24	William Owens	FR-1	North Florida	6.96

PL	NAME	YEAR	TEAM	TIME
25	Akpan Nsikak	JR-3	Florida Tech	6.97
26	Jonathan Bailey	JR-3	North Florida	6.99
27	Nathan Metelus	JR-3	South Florida	6.99
28	Kyron Belton	JR-3	Thomas (Ga.)	6.99
29	Shanard Walker	JR-3	Bethune-Cookman	7.00
30	Michael Carter	FR-1	Bethune-Cookman	7.00
31	Kendrick Price	FR-1	Troy	7.00
32	Aaron Nash	JR-3	Embry-Riddle	7.01
33	Gallant Cohen	JR-3	Warner	7.01
34	Justus Trainer	SR-4	St. Thomas (Fla.)	7.03
35	Tumari Collins	SO-2	Voorhees	7.03
36	Craig Dedrick	SR-4	Embry-Riddle	7.04
37	Elijah Kellum	FR-1	Bethune-Cookman	7.04
38	Ty'Sheem Denton	SR-4	Brewton-Parker	7.07
39	Peter Baldie	FR-1	St. Thomas (Fla.)	7.07
40	Jon Okoye		Garden State TC	7.08
41	Khamauri Crabbe	JR-3	St. Thomas (Fla.)	7.08
42	Jalen Tanner	SO-2	St. Thomas (Fla.)	7.09
43	Kobe Diggs	JR-3	Embry-Riddle	7.10
44	Hamilton Jevon	FR-1	Warner	7.13
45	Jacoreyus Demps	JR-3	Southeastern U.	7.13
46	Nate Watson	FR-1	Flagler	7.14
47	Joshua Jenkins		Wind Speed Athletics	7.15
48	Jemari Sanders	SO-2	Bethune-Cookman	7.15
49	Nels Ramsay		River City FINISH	7.17
50	Hollis Morton	SO-2	Brewton-Parker	7.18
51	Drewmel Banks	FR-1	Voorhees	7.18
52	Mkhori Crabbe	SO-2	St. Thomas (Fla.)	7.19
53	Omar Vasquez	SO-2	Warner	7.20
54	Mario Thomas	JR-3	Southeastern U.	7.20
55	Maurice Daniels	SR-4	St. Thomas (Fla.)	7.20
56	Rondrick Parker	Senior	Unattached	7.20
57	Malachi South	SO-2	Flagler	7.21

PL	NAME	YEAR	TEAM	TIME
58	Malik Romney		Talent eX Track Club	7.22
59	Ryan Sen	SO-2	Flagler	7.22
59	Gardimy Fleurius		Wind Speed Athletics	7.22
61	Christian Black		Wind Speed Athletics	7.25
62	Ethan Grossenbacher	FR-1	Flagler	7.26
62	Sam Hummer	SO-2	Flagler	7.26
64	Carter Speh	SO-2	Embry-Riddle	7.26
64	Rick Daniel	SR-4	St. Thomas (Fla.)	7.26
66	Denzel Matos Oyola	Senior	Unattached	7.27
67	Antuwn Maduro		Talent eX Track Club	7.28
68	Jaquay Brown	FR-1	Voorhees	7.29
69	Kiernan Ganske	FR-1	Thomas (Ga.)	7.31
70	Jeremiah Rutledge	SO-2	Southeastern U.	7.32
71	Alexander Kelchner	FR-1	Embry-Riddle	7.33
72	Vadley Sylvester		Talent eX Track Club	7.34
73	Christian McFarlane	SO-2	Flagler	7.35
74	Malik Edwards	SO-2	Flagler	7.37
75	Mikei George	SO-2	St. Thomas (Fla.)	7.38
76	Ken Okor	FR-1	Webber	7.38
77	Mansilla Santiago	SO-2	Warner	7.39
77	Jamari Hopkins	SO-2	Warner	7.39
79	Keon Brown		Wind Speed Athletics	7.42
80	Falcon Jalen	FR-1	Warner	7.43
81	Nelson Lopez	FR-1	Thomas (Ga.)	7.43
82	Dylann GRANT	FR-1	Warner	7.44
83	Davy Bancey		UNAT-St. Thomas (Fla.)	7.46
83	Jerry Speights	FR-1	Thomas (Ga.)	7.46
85	Patrick Horne	Senior	Athletics East Track Club	7.51
86	Xander Cunningham	SO-2	Flagler	7.54
87	Jamaian Stokes	SR-4	Voorhees	7.55
88	jamaal tate		intensity athletics	7.61
89	Ricardo Bastian	FR-1	Webber	7.68
90	Nathan Wyant	SO-2	Embry-Riddle	7.72

PL	NAME	YEAR	TEAM	TIME
91	Ashlee Bellevue		Unattached	7.82
92	Hakeem Alvena	Senior	Unattached	7.85
93	Bryan Maxwell	FR-1	St. Thomas (Fla.)	7.89
94	Erik Rooney		Unattached	7.92
95	Brian Bombei		Unattached	8.06
96	Talon Walker	SO-2	Brewton-Parker	8.25
97	Jerry Applegate	Senior	Unattached	8.66
	Kevin Rhodes	Senior	Unattached	FS
	Mathias Scott	JR-3	St. Thomas (Fla.)	FS

Men's 60 Meters Preliminaries Heat 1

PL	NAME	YEAR	TEAM	TIME
1	Rikkoi Brathwaite		Garden State TC	6.61
2	Tyler Azcano	SO-2	Florida State	6.65
3	Neo Mosebi	SO-2	Florida State	6.70
5	Jermaine Dyges	SR-4	South Florida	6.79
6	Tydreke Thomas	JR-3	Troy	6.82
8	Eric Harrison		Unattached	6.84
16	Jerod Elcock		Wind Speed Athletics	6.92

Men's 60 Meters Preliminaries Heat 2

PL	NAME	YEAR	TEAM	TIME
4	Jaiden Rollins	JR-3	Florida State	6.72
7	Chun-han Yang		Pure Athletics	6.83
10	Isaac Joseph		Haiti	6.88
12	Bradley Bowlin	SR-4	St. Thomas (Fla.)	6.89
14	James Williamson III	SR-4	Southeastern U.	6.91
17	Sanaljay Bentley	FR-1	Voorhees	6.93
21	Amare Williams	FR-1	Florida State	6.95
23	Julius Rivera		Garden State TC	6.96

Men's 60 Meters Preliminaries Heat 3

PL	NAME	YEAR	TEAM	TIME
9	Shomari Pettigrew	SO-2	South Florida	6.88
15	Evan Brown	SO-2	Troy	6.92
19	Damarion Alexander	JR-3	Voorhees	6.93
22	Cameron Alamia	SO-2	Southeastern U.	6.96

PL	NAME	YEAR	TEAM	TIME
25	Akpan Nsikak	JR-3	Florida Tech	6.97
29	Shanard Walker	JR-3	Bethune-Cookman	7.00
40	Jon Okoye		Garden State TC	7.08
47	Joshua Jenkins		Wind Speed Athletics	7.15

Men's 60 Meters Preliminaries Heat 4

PL	NAME	YEAR	TEAM	TIME
11	Michael Eady	JR-3	Troy	6.89
13	Amarrion Grant	FR-1	Bethune-Cookman	6.91
20	Montrael Bennett	SR-4	Bethune-Cookman	6.94
30	Michael Carter	FR-1	Bethune-Cookman	7.00
45	Jacoreyus Demps	JR-3	Southeastern U.	7.13
79	Keon Brown		Wind Speed Athletics	7.42
	Kevin Rhodes	Senior	Unattached	FS

Men's 60 Meters Preliminaries Heat 5

PL	NAME	YEAR	TEAM	TIME
26	Jonathan Bailey	JR-3	North Florida	6.99
37	Elijah Kellum	FR-1	Bethune-Cookman	7.04
38	Ty'Sheem Denton	SR-4	Brewton-Parker	7.07
42	Jalen Tanner	SO-2	St. Thomas (Fla.)	7.09
50	Hollis Morton	SO-2	Brewton-Parker	7.18
56	Rondrick Parker	Senior	Unattached	7.20

Men's 60 Meters Preliminaries Heat 6

PL	NAME	YEAR	TEAM	TIME
24	William Owens	FR-1	North Florida	6.96
28	Kyron Belton	JR-3	Thomas (Ga.)	6.99
31	Kendrick Price	FR-1	Troy	7.00
35	Tumari Collins	SO-2	Voorhees	7.03
36	Craig Dedrick	SR-4	Embry-Riddle	7.04
39	Peter Baldie	FR-1	St. Thomas (Fla.)	7.07
61	Christian Black		Wind Speed Athletics	7.25
66	Denzel Matos Oyola	Senior	Unattached	7.27

Men's 60 Meters Preliminaries Heat 7

PL	NAME	YEAR	TEAM	TIME
18	Travis Massey	SO-2	Brewton-Parker	6.93
27	Nathan Metelus	JR-3	South Florida	6.99

PL	NAME	YEAR	TEAM	TIME
32	Aaron Nash	JR-3	Embry-Riddle	7.01
51	Drewmel Banks	FR-1	Voorhees	7.18
55	Maurice Daniels	SR-4	St. Thomas (Fla.)	7.20
59	Ryan Sen	SO-2	Flagler	7.22
70	Jeremiah Rutledge	SO-2	Southeastern U.	7.32

Men's 60 Meters Preliminaries Heat 8

PL	NAME	YEAR	TEAM	TIME
43	Kobe Diggs	JR-3	Embry-Riddle	7.10
59	Gardimy Fleurius		Wind Speed Athletics	7.22
68	Jaquay Brown	FR-1	Voorhees	7.29
69	Kiernan Ganske	FR-1	Thomas (Ga.)	7.31
75	Mikei George	SO-2	St. Thomas (Fla.)	7.38

Men's 60 Meters Preliminaries Heat 9

PL	NAME	YEAR	TEAM	TIME
48	Jemari Sanders	SO-2	Bethune-Cookman	7.15
62	Sam Hummer	SO-2	Flagler	7.26
64	Carter Speh	SO-2	Embry-Riddle	7.26
71	Alexander Kelchner	FR-1	Embry-Riddle	7.33
92	Hakeem Alvena	Senior	Unattached	7.85
96	Talon Walker	SO-2	Brewton-Parker	8.25

Men's 60 Meters Preliminaries Heat 10

PL	NAME	YEAR	TEAM	TIME
53	Omar Vasquez	SO-2	Warner	7.20 🇵🇷
54	Mario Thomas	JR-3	Southeastern U.	7.20
73	Christian McFarlane	SO-2	Flagler	7.35
82	Dylann GRANT	FR-1	Warner	7.44
85	Patrick Horne	Senior	Athletics East Track Club	7.51
87	Jamaian Stokes	SR-4	Voorhees	7.55
88	jamaal tate		intensity athletics	7.61

Men's 60 Meters Preliminaries Heat 11

PL	NAME	YEAR	TEAM	TIME
49	Nels Ramsay		River City FINISH	7.17
77	Jamari Hopkins	SO-2	Warner	7.39
81	Nelson Lopez	FR-1	Thomas (Ga.)	7.43
83	Jerry Speights	FR-1	Thomas (Ga.)	7.46

PL	NAME	YEAR	TEAM	TIME
90	Nathan Wyant	SO-2	Embry-Riddle	7.72
91	Ashlee Bellevue		Unattached	7.82
94	Erik Rooney		Unattached	7.92
	Mathias Scott	JR-3	St. Thomas (Fla.)	FS

Men's 60 Meters Preliminaries Heat 12

PL	NAME	YEAR	TEAM	TIME
33	Gallant Cohen	JR-3	Warner	7.01 
58	Malik Romney		Talent eX Track Club	7.22
72	Vadley Sylvester		Talent eX Track Club	7.34
74	Malik Edwards	SO-2	Flagler	7.37
95	Brian Bombei		Unattached	8.06
97	Jerry Applegate	Senior	Unattached	8.66


Men's 60 Meters Preliminaries Heat 13

PL	NAME	YEAR	TEAM	TIME
34	Justus Trainer	SR-4	St. Thomas (Fla.)	7.03
46	Nate Watson	FR-1	Flagler	7.14
64	Rick Daniel	SR-4	St. Thomas (Fla.)	7.26
67	Antuwn Maduro		Talent eX Track Club	7.28
76	Ken Okor	FR-1	Webber	7.38
77	Mansilla Santiago	SO-2	Warner	7.39
83	Davy Bancey		UNAT-St. Thomas (Fla.)	7.46
89	Ricardo Bastian	FR-1	Webber	7.68

Men's 60 Meters Preliminaries Heat 14

PL	NAME	YEAR	TEAM	TIME
52	Mkhorri Crabbe	SO-2	St. Thomas (Fla.)	7.19
57	Malachi South	SO-2	Flagler	7.21
80	Falcon Jalen	FR-1	Warner	7.43
93	Bryan Maxwell	FR-1	St. Thomas (Fla.)	7.89

Men's 60 Meters Preliminaries Heat 16

PL	NAME	YEAR	TEAM	TIME
41	Khamauri Crabbe	JR-3	St. Thomas (Fla.)	7.08
44	Hamilton Jevon	FR-1	Warner	7.13 
62	Ethan Grossenbacher	FR-1	Flagler	7.26
86	Xander Cunningham	SO-2	Flagler	7.54

Men's 200 Meters

PL	NAME	YEAR	TEAM	TIME
1	James Williamson III	SR-4	Southeastern U.	21.44 *
2	Shanard Walker	JR-3	Bethune-Cookman	21.52
3	William Owens	FR-1	North Florida	21.55
4	Davien Worrels	SR-4	Southeastern U.	21.64 *
5	Joseph Taylor	SR-4	Southeastern U.	21.77
6	Montrael Bennett	SR-4	Bethune-Cookman	21.78
7	Julius Rivera		Garden State TC	21.86
8	Cameron Alamia	SO-2	Southeastern U.	21.87
9	Jon Okoye		Garden State TC	21.98
10	Malik Blunt	JR-3	Southeastern U.	22.11
11	Justus Trainer	SR-4	St. Thomas (Fla.)	22.16
12	Evan Brown	SO-2	Troy	22.16
13	Joshua Jenkins		Wind Speed Athletics	22.17
14	Bradley Bowlin	SR-4	St. Thomas (Fla.)	22.25
15	Jalen Tanner	SO-2	St. Thomas (Fla.)	22.33
16	Jonathan Williams	FR-1	Brewton-Parker	22.45
17	Jonathan Gaines	JR-3	Bethune-Cookman	22.45
18	Da'Quon King	JR-3	Bethune-Cookman	22.46
19	Travis Massey	SO-2	Brewton-Parker	22.56
20	Peter Baldie	FR-1	St. Thomas (Fla.)	22.59
21	Kevin Davis, Jr.	JR-3	Southeastern U.	22.60
22	Malachi South	SO-2	Flagler	22.62
23	Ty'Sheem Denton	SR-4	Brewton-Parker	22.63
24	Cedric Johnson Jr.	SO-2	Southeastern U.	22.64
25	Kendrick Price	FR-1	Troy	22.73
26	Jonathan Bailey	JR-3	North Florida	22.76
27	Mikei George	SO-2	St. Thomas (Fla.)	22.78
28	Drewmel Banks	FR-1	Voorhees	22.81
29	Matias Masony	Freshman	Unattached	22.88
30	Nate Watson	FR-1	Flagler	22.90
31	Phillip Clarke	SO-2	Southeastern U.	22.92
32	Craig Dedrick	SR-4	Embry-Riddle	22.95
33	Ethan Sharpe	FR-1	Bethune-Cookman	22.97

PL	NAME	YEAR	TEAM	TIME
34	Zakaiei Crawford	SO-2	Southeastern U.	22.99
35	Eseroghene Oguma	JR-3	Florida Tech	23.05
36	Jacoreyus Demps	JR-3	Southeastern U.	23.05
37	Mkhorri Crabbe	SO-2	St. Thomas (Fla.)	23.13
38	Bradley Erskine	SO-2	Florida Tech	23.19
39	Malik Edwards	SO-2	Flagler	23.21
40	Kenyon Wells	FR-1	Lake-Sumter State	23.25
41	Christian Black		Wind Speed Athletics	23.30
42	Cayden Restrepo	SO-2	Brewton-Parker	23.36
43	Keylon Leno	SR-4	Southeastern U.	23.41
44	Xander Cunningham	SO-2	Flagler	23.42
45	Devonte Hanson	FR-1	Lake-Sumter State	23.44
46	Nelson Lopez	FR-1	Thomas (Ga.)	23.44
47	Maurice Daniels	SR-4	St. Thomas (Fla.)	23.47
48	Jamari Hopkins	SO-2	Warner	23.47
49	Jemari Sanders	SO-2	Bethune-Cookman	23.49
50	Ian McGrorty	SO-2	Flagler	23.51
51	Malik Romney		Talent eX Track Club	23.52
52	Zamarion Johnson	FR-1	Bethune-Cookman	23.56
53	Timothy Tulloch	SR-4	Thomas (Ga.)	23.59
54	Antuwn Maduro		Talent eX Track Club	23.61
55	Kasen Evans	FR-1	Brewton-Parker	23.65
56	Christian Dozier	SO-2	Bethune-Cookman	23.66
57	Christian McFarlane	SO-2	Flagler	23.66
58	Nels Ramsay		River City FINISH	23.67
59	Ethan Grossenbacher	FR-1	Flagler	23.68
60	Diego Estebanes	FR-1	Florida Tech	23.72
61	Don Salomon	FR-1	Southeastern U.	23.78
62	jamaal tate		intensity athletics	23.89
63	Michael Morse iii	Sophomore	Hollywood1	23.95
64	Dylann GRANT	FR-1	Warner	23.96
65	Trimaine Patterson	SR-4	Bethune-Cookman	24.01
66	Sam Hummer	SO-2	Flagler	24.03

PL	NAME	YEAR	TEAM	TIME
67	Sebastian Lebron	JR-3	Southeastern U.	24.08
68	Ryan Sen	SO-2	Flagler	24.12
69	Gardimy Fleurius		Wind Speed Athletics	24.13
70	Hamilton Jevon	FR-1	Warner	24.23
71	Mathias Scott	JR-3	St. Thomas (Fla.)	24.30
72	Zackary Cho-Sam	FR-1	Southeastern U.	24.39
73	Kevin Rhodes	Senior	Unattached	24.64
74	Erik Rooney		Unattached	26.14
75	Brian Bombei		Unattached	26.38
76	Bryan Maxwell	FR-1	St. Thomas (Fla.)	28.21
77	Jerry Applegate	Senior	Unattached	29.54
	Amonyay Pritchard	SO-2	Flagler	DQ

Men's 200 Meters Section 1

PL	NAME	YEAR	TEAM	TIME
1	James Williamson III	SR-4	Southeastern U.	21.44 *
4	Davien Worrels	SR-4	Southeastern U.	21.64 *
8	Cameron Alamia	SO-2	Southeastern U.	21.87

Men's 200 Meters Section 3

PL	NAME	YEAR	TEAM	TIME
2	Shanard Walker	JR-3	Bethune-Cookman	21.52
5	Joseph Taylor	SR-4	Southeastern U.	21.77
6	Montrael Bennett	SR-4	Bethune-Cookman	21.78

Men's 200 Meters Section 4

PL	NAME	YEAR	TEAM	TIME
3	William Owens	FR-1	North Florida	21.55
7	Julius Rivera		Garden State TC	21.86
9	Jon Okoye		Garden State TC	21.98
32	Craig Dedrick	SR-4	Embry-Riddle	22.95

Men's 200 Meters Section 5

PL	NAME	YEAR	TEAM	TIME
12	Evan Brown	SO-2	Troy	22.16
14	Bradley Bowlin	SR-4	St. Thomas (Fla.)	22.25
15	Jalen Tanner	SO-2	St. Thomas (Fla.)	22.33

Men's 200 Meters Section 6

PL	NAME	YEAR	TEAM	TIME
13	Joshua Jenkins		Wind Speed Athletics	22.17
22	Malachi South	SO-2	Flagler	22.62
23	Ty'Sheem Denton	SR-4	Brewton-Parker	22.63
35	Eseroghene Oguma	JR-3	Florida Tech	23.05

Men's 200 Meters Section 7

PL	NAME	YEAR	TEAM	TIME
10	Malik Blunt	JR-3	Southeastern U.	22.11
17	Jonathan Gaines	JR-3	Bethune-Cookman	22.45
26	Jonathan Bailey	JR-3	North Florida	22.76
28	Drewmel Banks	FR-1	Voorhees	22.81

Men's 200 Meters Section 8

PL	NAME	YEAR	TEAM	TIME
18	Da'Quon King	JR-3	Bethune-Cookman	22.46
33	Ethan Sharpe	FR-1	Bethune-Cookman	22.97
56	Christian Dozier	SO-2	Bethune-Cookman	23.66

Men's 200 Meters Section 9

PL	NAME	YEAR	TEAM	TIME
16	Jonathan Williams	FR-1	Brewton-Parker	22.45
36	Jacoreyus Demps	JR-3	Southeastern U.	23.05
47	Maurice Daniels	SR-4	St. Thomas (Fla.)	23.47
68	Ryan Sen	SO-2	Flagler	24.12

Men's 200 Meters Section 10

PL	NAME	YEAR	TEAM	TIME
20	Peter Baldie	FR-1	St. Thomas (Fla.)	22.59
21	Kevin Davis, Jr.	JR-3	Southeastern U.	22.60
29	Matias Masony	Freshman	Unattached	22.88
41	Christian Black		Wind Speed Athletics	23.30

Men's 200 Meters Section 11

PL	NAME	YEAR	TEAM	TIME
24	Cedric Johnson Jr.	SO-2	Southeastern U.	22.64
39	Malik Edwards	SO-2	Flagler	23.21
43	Keylon Leno	SR-4	Southeastern U.	23.41
74	Erik Rooney		Unattached	26.14

Men's 200 Meters Section 12

PL	NAME	YEAR	TEAM	TIME
19	Travis Massey	SO-2	Brewton-Parker	22.56

PL	NAME	YEAR	TEAM	TIME
25	Kendrick Price	FR-1	Troy	22.73
27	Mikei George	SO-2	St. Thomas (Fla.)	22.78
49	Jemari Sanders	SO-2	Bethune-Cookman	23.49
52	Zamarion Johnson	FR-1	Bethune-Cookman	23.56

Men's 200 Meters Section 13

PL	NAME	YEAR	TEAM	TIME
37	Mkhorri Crabbe	SO-2	St. Thomas (Fla.)	23.13
40	Kenyon Wells	FR-1	Lake-Sumter State	23.25
45	Devonte Hanson	FR-1	Lake-Sumter State	23.44
66	Sam Hummer	SO-2	Flagler	24.03

Men's 200 Meters Section 14

PL	NAME	YEAR	TEAM	TIME
31	Phillip Clarke	SO-2	Southeastern U.	22.92
58	Nels Ramsay		River City FINISH	23.67
60	Diego Estebanes	FR-1	Florida Tech	23.72
69	Gardimy Fleurius		Wind Speed Athletics	24.13

Men's 200 Meters Section 15

PL	NAME	YEAR	TEAM	TIME
34	Zakaiei Crawford	SO-2	Southeastern U.	22.99
48	Jamari Hopkins	SO-2	Warner	23.47
57	Christian McFarlane	SO-2	Flagler	23.66
	Amonyay Pritchard	SO-2	Flagler	DQ

Men's 200 Meters Section 16

PL	NAME	YEAR	TEAM	TIME
38	Bradley Erskine	SO-2	Florida Tech	23.19
44	Xander Cunningham	SO-2	Flagler	23.42
50	Ian McGrorty	SO-2	Flagler	23.51
65	Trimaine Patterson	SR-4	Bethune-Cookman	24.01

Men's 200 Meters Section 17

PL	NAME	YEAR	TEAM	TIME
42	Cayden Restrepo	SO-2	Brewton-Parker	23.36
61	Don Salomon	FR-1	Southeastern U.	23.78
62	jamaal tate		intensity athletics	23.89
67	Sebastian Lebron	JR-3	Southeastern U.	24.08

Men's 200 Meters Section 18

PL	NAME	YEAR	TEAM	TIME
46	Nelson Lopez	FR-1	Thomas (Ga.)	23.44
53	Timothy Tulloch	SR-4	Thomas (Ga.)	23.59
64	Dylann GRANT	FR-1	Warner	23.96
72	Zackary Cho-Sam	FR-1	Southeastern U.	24.39
73	Kevin Rhodes	Senior	Unattached	24.64

Men's 200 Meters Section 19

PL	NAME	YEAR	TEAM	TIME
63	Michael Morse iii	Sophomore	Hollywood1	23.95
71	Mathias Scott	JR-3	St. Thomas (Fla.)	24.30
75	Brian Bombei		Unattached	26.38
77	Jerry Applegate	Senior	Unattached	29.54

Men's 200 Meters Section 20

PL	NAME	YEAR	TEAM	TIME
51	Malik Romney		Talent eX Track Club	23.52
55	Kasen Evans	FR-1	Brewton-Parker	23.65

Men's 200 Meters Section 21

PL	NAME	YEAR	TEAM	TIME
11	Justus Trainer	SR-4	St. Thomas (Fla.)	22.16
30	Nate Watson	FR-1	Flagler	22.90
54	Antuwn Maduro		Talent eX Track Club	23.61
59	Ethan Grossenbacher	FR-1	Flagler	23.68
70	Hamilton Jevon	FR-1	Warner	24.23
76	Bryan Maxwell	FR-1	St. Thomas (Fla.)	28.21

Men's 300 Meters

Top

PL	NAME	YEAR	TEAM	TIME
1	Jereem Richards		Pure Athletics	32.61
2	British Wilkerson	SO-2	Florida State	32.66
3	Micahi Danzy	FR-1	Florida State	33.34
4	Ryan Willie		adidas	34.30
5	Michael Eady	JR-3	Troy	34.69
6	Joshua Jenkins		Wind Speed Athletics	35.17
7	Eseroghene Oguma	JR-3	Florida Tech	35.60
8	Denzel Matos Oyola	Senior	Unattached	35.64
9	Isaiah Waters	FR-1	St. Thomas (Fla.)	35.97
10	Jaabir Taylor	SO-2	Lake-Sumter State	36.73

PL	NAME	YEAR	TEAM	TIME
11	Thomas Smith	SO-2	St. Thomas (Fla.)	36.88
12	Christian Black		Wind Speed Athletics	37.04
13	Patrick Horne	Senior	Athletics East Track Club	37.43
14	John Stokes	SR-4	Brewton-Parker	39.05
15	Yusuf Abuukar	SO-2	Brewton-Parker	40.26
16	Alvaro Cameo	SO-2	Florida Tech	40.74
17	Zyon Smalls	FR-1	Brewton-Parker	40.93
18	Kaleb Austell	FR-1	Brewton-Parker	40.95
19	Jeremiah Stewart	JR-3	Southeastern U.	44.40
	Kenyon Wells	FR-1	Lake-Sumter State	DQ
	Brandon Bill		Unattached	DQ

Men's 300 Meters Section 1

PL	NAME	YEAR	TEAM	TIME
1	Jeereem Richards		Pure Athletics	32.61
2	British Wilkerson	SO-2	Florida State	32.66
3	Micahi Danzy	FR-1	Florida State	33.34

Men's 300 Meters Section 2

PL	NAME	YEAR	TEAM	TIME
4	Ryan Willie		adidas	34.30

Men's 300 Meters Section 3

PL	NAME	YEAR	TEAM	TIME
6	Joshua Jenkins		Wind Speed Athletics	35.17
7	Eseroghene Oguma	JR-3	Florida Tech	35.60
8	Denzel Matos Oyola	Senior	Unattached	35.64
10	Jaabir Taylor	SO-2	Lake-Sumter State	36.73

Men's 300 Meters Section 5

PL	NAME	YEAR	TEAM	TIME
5	Michael Eady	JR-3	Troy	34.69
12	Christian Black		Wind Speed Athletics	37.04
13	Patrick Horne	Senior	Athletics East Track Club	37.43
	Kenyon Wells	FR-1	Lake-Sumter State	DQ

Men's 300 Meters Section 6

PL	NAME	YEAR	TEAM	TIME
11	Thomas Smith	SO-2	St. Thomas (Fla.)	36.88
14	John Stokes	SR-4	Brewton-Parker	39.05

PL	NAME	YEAR	TEAM	TIME
	Brandon Bill		Unattached	DQ

Men's 300 Meters Section 7

PL	NAME	YEAR	TEAM	TIME
9	Isaiah Waters	FR-1	St. Thomas (Fla.)	35.97
15	Yusuf Abuukar	SO-2	Brewton-Parker	40.26
16	Alvaro Cameo	SO-2	Florida Tech	40.74
19	Jeremiah Stewart	JR-3	Southeastern U.	44.40

Men's 300 Meters Section 8

PL	NAME	YEAR	TEAM	TIME
17	Zyon Smalls	FR-1	Brewton-Parker	40.93
18	Kaleb Austell	FR-1	Brewton-Parker	40.95

Men's 400 Meters

Top

PL	NAME	YEAR	TEAM	TIME
1	Davien Worrels	SR-4	Southeastern U.	47.57 * *
2	Kyle Gale		Wind Speed Athletics	47.90
3	Joseph Taylor	SR-4	Southeastern U.	48.47 *
4	Curtis Bain	FR-1	Florida State	49.21
5	Khamauri Crabbe	JR-3	St. Thomas (Fla.)	49.46
6	Rashid Silvera	SO-2	Voorhees	49.56
7	kenzie knowles	SO-2	St. Thomas (Fla.)	49.71
8	Donavon Walker-Collins	FR-1	Bethune-Cookman	50.10
9	Darian Mills	JR-3	South Florida	50.12
10	Da'Quon King	JR-3	Bethune-Cookman	50.16
11	Malik Blunt	JR-3	Southeastern U.	50.16
12	Rashad Hemissi	FR-1	North Florida	50.32
13	Omar Vasquez	SO-2	Warner	50.32 🇫🇷
14	David Pinnock		Unattached	50.33
15	Mason Spearin	FR-1	North Florida	50.36
16	Houston Harper	SO-2	Flagler	50.46
17	Flippo Bessi	FR-1	Florida Tech	50.49
18	Jonathan Gaines	JR-3	Bethune-Cookman	50.49
19	Tristan Watson	FR-1	St. Thomas (Fla.)	50.52
20	James Turner	JR-3	Southeastern U.	50.62
21	Scotty Holmes	FR-1	Voorhees	50.71

PL	NAME	YEAR	TEAM	TIME
22	Ethan Sharpe	FR-1	Bethune-Cookman	50.79
23	Carter Speh	SO-2	Embry-Riddle	50.96
24	Jason Hargesheimer	FR-1	Florida Tech	51.10
25	Cedric Johnson Jr.	SO-2	Southeastern U.	51.15
26	Phillip Clarke	SO-2	Southeastern U.	51.27
27	Colin McHugh	JR-3	Embry-Riddle	51.41
28	Zachery Russell	SO-2	Warner	51.58
29	ZakaieI Crawford	SO-2	Southeastern U.	51.61
30	Jonathan Williams	FR-1	Brewton-Parker	51.65
31	Maxwell Mesais	SO-2	St. Thomas (Fla.)	51.92
32	David Stanley	FR-1	Flagler	51.94
33	Ay'Den Chambers	JR-3	Voorhees	52.07
34	Alexander Kelchner	FR-1	Embry-Riddle	52.15
35	Kevin Davis, Jr.	JR-3	Southeastern U.	52.37
36	Zamarion Johnson	FR-1	Bethune-Cookman	52.43
37	jamaal tate		intensity athletics	52.66
38	Reuel Belizaire	SR-4	Flagler	52.83
39	Ian McGrorty	SO-2	Flagler	52.85
40	Kiernan Ganske	FR-1	Thomas (Ga.)	52.87
41	Kasen Evans	FR-1	Brewton-Parker	53.35
42	Kyron Belton	JR-3	Thomas (Ga.)	53.71
43	Jonathan Pitchford	JR-3	Florida	53.71
44	Keylon Leno	SR-4	Southeastern U.	54.01
45	Sebastian Lebron	JR-3	Southeastern U.	54.65
46	Hakeem Alvena	Senior	Unattached	55.04
47	Bradley Erskine	SO-2	Florida Tech	55.20
48	spencer middleton	Freshman	Unattached	57.09
49	Corey Johnson	FR-1	Voorhees	57.62
50	Jerry Applegate	Senior	Unattached	1:06.52
	Christian Dozier	SO-2	Bethune-Cookman	FS
	Troy Williams	JR-3	North Florida	DQ
	Amonyay Pritchard	SO-2	Flagler	DQ
	Christopher Reid	SO-2	St. Thomas (Fla.)	DQ

PL	NAME	YEAR	TEAM	TIME
	Damaris Robinson	SO-2	Bethune-Cookman	DQ
	Don Salomon	FR-1	Southeastern U.	DNF
	Zackary Cho-Sam	FR-1	Southeastern U.	DNF
	Donte Coxfield	FR-1	Voorhees	DNF
	Yoel Glover	FR-1	Voorhees	DNF

Men's 400 Meters Section 1

PL	NAME	YEAR	TEAM	TIME
1	Davien Worrels	SR-4	Southeastern U.	47.57 * *
2	Kyle Gale		Wind Speed Athletics	47.90
3	Joseph Taylor	SR-4	Southeastern U.	48.47 *
6	Rashid Silvera	SO-2	Voorhees	49.56

Men's 400 Meters Section 2

PL	NAME	YEAR	TEAM	TIME
4	Curtis Bain	FR-1	Florida State	49.21
5	Khamauri Crabbe	JR-3	St. Thomas (Fla.)	49.46
8	Donavon Walker-Collins	FR-1	Bethune-Cookman	50.10
13	Omar Vasquez	SO-2	Warner	50.32 🇵🇷

Men's 400 Meters Section 3

PL	NAME	YEAR	TEAM	TIME
9	Darian Mills	JR-3	South Florida	50.12
10	Da'Quon King	JR-3	Bethune-Cookman	50.16

Men's 400 Meters Section 4

PL	NAME	YEAR	TEAM	TIME
7	kenzie knowles	SO-2	St. Thomas (Fla.)	49.71
11	Malik Blunt	JR-3	Southeastern U.	50.16
15	Mason Spearin	FR-1	North Florida	50.36

Men's 400 Meters Section 5

PL	NAME	YEAR	TEAM	TIME
12	Rashad Hemissi	FR-1	North Florida	50.32
20	James Turner	JR-3	Southeastern U.	50.62
22	Ethan Sharpe	FR-1	Bethune-Cookman	50.79
	Yoel Glover	FR-1	Voorhees	DNF

Men's 400 Meters Section 6

PL	NAME	YEAR	TEAM	TIME
14	David Pinnock		Unattached	50.33
16	Houston Harper	SO-2	Flagler	50.46

PL	NAME	YEAR	TEAM	TIME
21	Scotty Holmes	FR-1	Voorhees	50.71
25	Cedric Johnson Jr.	SO-2	Southeastern U.	51.15
31	Maxwell Mesais	SO-2	St. Thomas (Fla.)	51.92

Men's 400 Meters Section 7

PL	NAME	YEAR	TEAM	TIME
18	Jonathan Gaines	JR-3	Bethune-Cookman	50.49
23	Carter Speh	SO-2	Embry-Riddle	50.96
33	Ay'Den Chambers	JR-3	Voorhees	52.07
44	Keylon Leno	SR-4	Southeastern U.	54.01

Men's 400 Meters Section 8

PL	NAME	YEAR	TEAM	TIME
36	Zamarion Johnson	FR-1	Bethune-Cookman	52.43
37	jamaal tate		intensity athletics	52.66
	Christian Dozier	SO-2	Bethune-Cookman	FS

Men's 400 Meters Section 9

PL	NAME	YEAR	TEAM	TIME
19	Tristan Watson	FR-1	St. Thomas (Fla.)	50.52
27	Colin McHugh	JR-3	Embry-Riddle	51.41
28	Zachery Russell	SO-2	Warner	51.58 
35	Kevin Davis, Jr.	JR-3	Southeastern U.	52.37
	Troy Williams	JR-3	North Florida	DQ

Men's 400 Meters Section 10

PL	NAME	YEAR	TEAM	TIME
26	Phillip Clarke	SO-2	Southeastern U.	51.27
29	Zakaiel Crawford	SO-2	Southeastern U.	51.61
43	Jonathan Pitchford	JR-3	Florida	53.71
46	Hakeem Alvena	Senior	Unattached	55.04

Men's 400 Meters Section 11

PL	NAME	YEAR	TEAM	TIME
17	Flippo Bessi	FR-1	Florida Tech	50.49
34	Alexander Kelchner	FR-1	Embry-Riddle	52.15
39	Ian McGrorty	SO-2	Flagler	52.85
41	Kasen Evans	FR-1	Brewton-Parker	53.35
42	Kyron Belton	JR-3	Thomas (Ga.)	53.71

Men's 400 Meters Section 12

PL	NAME	YEAR	TEAM	TIME
49	Corey Johnson	FR-1	Voorhees	57.62
	Christopher Reid	SO-2	St. Thomas (Fla.)	DQ
	Damaris Robinson	SO-2	Bethune-Cookman	DQ
	Zackary Cho-Sam	FR-1	Southeastern U.	DNF
	Don Salomon	FR-1	Southeastern U.	DNF

Men's 400 Meters Section 13

PL	NAME	YEAR	TEAM	TIME
32	David Stanley	FR-1	Flagler	51.94
40	Kiernan Ganske	FR-1	Thomas (Ga.)	52.87
45	Sebastian Lebron	JR-3	Southeastern U.	54.65
	Donte Coxfield	FR-1	Voorhees	DNF

Men's 400 Meters Section 14

PL	NAME	YEAR	TEAM	TIME
24	Jason Hargesheimer	FR-1	Florida Tech	51.10
38	Reuel Belizaire	SR-4	Flagler	52.83
47	Bradley Erskine	SO-2	Florida Tech	55.20
48	spencer middleton	Freshman	Unattached	57.09
50	Jerry Applegate	Senior	Unattached	1:06.52

Men's 400 Meters Section 15

PL	NAME	YEAR	TEAM	TIME
30	Jonathan Williams	FR-1	Brewton-Parker	51.65
	Amonyay Pritchard	SO-2	Flagler	DQ

Men's 800 Meters

Top

PL	NAME	YEAR	TEAM	TIME
1	Zach Trotter	SR-4	Florida State	1:50.60
2	Anthony Herrera	SO-2	Florida State	1:50.70
3	Anthony Matthew	JR-3	Florida Southern	1:54.32
4	Simon DeVoss	SO-2	Florida Southern	1:54.60
5	Ty Cannon		Unattached	1:55.25
6	Mario Tullis	SR-4	Troy	1:55.34
7	Alec Miller	SO-2	Florida	1:55.83
8	Ryan Longmire	SR-4	Bethune-Cookman	1:55.97
9	Marcus Delcy	FR-1	Bethune-Cookman	1:56.68
10	Jabes Jimenez	JR-3	St. Thomas (Fla.)	1:56.73
11	Drake Stephan	JR-3	Embry-Riddle	1:56.75

PL	NAME	YEAR	TEAM	TIME
12	Victor Kibet	SO-2	Bethune-Cookman	1:56.82
13	Jonas Koturenka	JR-3	Troy	1:57.32
14	Aleksander Schade	FR-1	Embry-Riddle	1:57.37
15	Dawson Isbell	FR-1	Troy	1:57.44
16	Tristan McWilliam	SO-2	Embry-Riddle	1:57.55
17	Gabriel Moronta	SR-4	South Florida	1:57.77
18	Majet Bethely	FR-1	Bethune-Cookman	1:57.80
19	Dashawn Buist	FR-1	Bethune-Cookman	1:57.87
20	Charles Hruda	SR-4	Embry-Riddle	1:58.03
21	Jack Brooks	JR-3	Embry-Riddle	1:58.51
22	Dominic Longobardi	FR-1	Florida Tech	1:58.99
23	Will Fiesbeck	SO-2	Embry-Riddle	1:59.16
24	Kamron Davis	FR-1	Bethune-Cookman	1:59.95
25	Saindeley Dorsainvil	SR-4	Troy	1:59.98
26	Lucca DiMario	FR-1	Embry-Riddle	2:00.38
27	Gerrard Griffin	FR-1	Bethune-Cookman	2:01.09
28	William Petersen	FR-1	Lake-Sumter State	2:01.60
29	Liska Schuvens	FR-1	St. Thomas (Fla.)	2:02.03
30	Jalen Jackson	FR-1	Bethune-Cookman	2:02.18
31	Jeremy Durbin	FR-1	Southeastern U.	2:02.23
32	Flippo Bessi	FR-1	Florida Tech	2:02.40
33	Tobias Dickerson	FR-1	Southeastern U.	2:02.48
34	Ethan Campbell	SR-4	Southeastern U.	2:02.72
35	Anton Jones	SO-2	Warner	2:02.75
36	Spencer Louis	SO-2	Southeastern U.	2:06.66
37	Jason Hargesheimer	FR-1	Florida Tech	2:06.76
38	Shevioe Reid	SR-4	South Florida	2:07.15
39	Joshua Fernandez-Alvarado	SO-2	Florida Tech	2:07.27
40	Michael McDow	FR-1	Southeastern U.	2:07.49
41	Jack Schule	SO-2	Florida Tech	2:08.39
42	Landon Watts	JR-3	Thomas (Ga.)	2:09.46
43	Timothy Tulloch	SR-4	Thomas (Ga.)	2:09.64
44	Brandon Bill		Unattached	2:11.73

PL	NAME	YEAR	TEAM	TIME
45	Tyler Moody	SO-2	Southeastern U.	2:12.61
46	Luca Watson	FR-1	Lake-Sumter State	2:13.56
47	Singh Krishiv	FR-1	Warner	2:13.90
48	Jeremiah Polk	SO-2	Voorhees	2:14.29
49	Kheron Duprat	FR-1	Florida Memorial	2:14.54
50	Tayshawn Storto-Shell	SO-2	Voorhees	2:14.78
51	Deandre Johnson	JR-3	Voorhees	2:16.16
52	Benjamin Hale		Unattached	2:17.81
53	spencer middleton	Freshman	Unattached	2:20.33
54	James Kareem	FR-1	Warner	2:22.10

Men's 800 Meters Section 1

PL	NAME	YEAR	TEAM	TIME
1	Zach Trotter	SR-4	Florida State	1:50.60
2	Anthony Herrera	SO-2	Florida State	1:50.70
6	Mario Tullis	SR-4	Troy	1:55.34
7	Alec Miller	SO-2	Florida	1:55.83
8	Ryan Longmire	SR-4	Bethune-Cookman	1:55.97
13	Jonas Koturenka	JR-3	Troy	1:57.32
16	Tristan McWilliam	SO-2	Embry-Riddle	1:57.55
17	Gabriel Moronta	SR-4	South Florida	1:57.77
20	Charles Hruda	SR-4	Embry-Riddle	1:58.03

Men's 800 Meters Section 2

PL	NAME	YEAR	TEAM	TIME
3	Anthony Matthew	JR-3	Florida Southern	1:54.32
4	Simon DeVoss	SO-2	Florida Southern	1:54.60
5	Ty Cannon		Unattached	1:55.25
9	Marcus Delcy	FR-1	Bethune-Cookman	1:56.68
11	Drake Stephan	JR-3	Embry-Riddle	1:56.75
14	Aleksander Schade	FR-1	Embry-Riddle	1:57.37
18	Majet Bethely	FR-1	Bethune-Cookman	1:57.80
19	Dashawn Buist	FR-1	Bethune-Cookman	1:57.87
32	Flippo Bessi	FR-1	Florida Tech	2:02.40
34	Ethan Campbell	SR-4	Southeastern U.	2:02.72

Men's 800 Meters Section 3

PL	NAME	YEAR	TEAM	TIME
10	Jabes Jimenez	JR-3	St. Thomas (Fla.)	1:56.73
12	Victor Kibet	SO-2	Bethune-Cookman	1:56.82
15	Dawson Isbell	FR-1	Troy	1:57.44
21	Jack Brooks	JR-3	Embry-Riddle	1:58.51
23	Will Fiesbeck	SO-2	Embry-Riddle	1:59.16
24	Kamron Davis	FR-1	Bethune-Cookman	1:59.95
25	Saindeley Dorsainvil	SR-4	Troy	1:59.98
26	Lucca DiMario	FR-1	Embry-Riddle	2:00.38
27	Gerrard Griffin	FR-1	Bethune-Cookman	2:01.09
30	Jalen Jackson	FR-1	Bethune-Cookman	2:02.18

Men's 800 Meters Section 4

PL	NAME	YEAR	TEAM	TIME
22	Dominic Longobardi	FR-1	Florida Tech	1:58.99
28	William Petersen	FR-1	Lake-Sumter State	2:01.60
31	Jeremy Durbin	FR-1	Southeastern U.	2:02.23
33	Tobias Dickerson	FR-1	Southeastern U.	2:02.48
35	Anton Jones	SO-2	Warner	2:02.75
36	Spencer Louis	SO-2	Southeastern U.	2:06.66
37	Jason Hargesheimer	FR-1	Florida Tech	2:06.76
39	Joshua Fernandez-Alvarado	SO-2	Florida Tech	2:07.27
40	Michael McDow	FR-1	Southeastern U.	2:07.49
41	Jack Schule	SO-2	Florida Tech	2:08.39

Men's 800 Meters Section 5

PL	NAME	YEAR	TEAM	TIME
38	Shevioe Reid	SR-4	South Florida	2:07.15
42	Landon Watts	JR-3	Thomas (Ga.)	2:09.46
43	Timothy Tulloch	SR-4	Thomas (Ga.)	2:09.64
44	Brandon Bill		Unattached	2:11.73
45	Tyler Moody	SO-2	Southeastern U.	2:12.61
46	Luca Watson	FR-1	Lake-Sumter State	2:13.56
50	Tayshawn Storto-Shell	SO-2	Voorhees	2:14.78
52	Benjamin Hale		Unattached	2:17.81

Men's 800 Meters Section 6

PL	NAME	YEAR	TEAM	TIME
29	Liska Schuvens	FR-1	St. Thomas (Fla.)	2:02.03
47	Singh Krishiv	FR-1	Warner	2:13.90
48	Jeremiah Polk	SO-2	Voorhees	2:14.29
49	Kheron Duprat	FR-1	Florida Memorial	2:14.54
51	Deandre Johnson	JR-3	Voorhees	2:16.16
53	spencer middleton	Freshman	Unattached	2:20.33
54	James Kareem	FR-1	Warner	2:22.10

Men's 1000 Meters

Top

PL	NAME	YEAR	TEAM	TIME
1	Gavin Nelson	SO-2	Florida	2:24.09
2	Jonathan Pitchford	JR-3	Florida	2:27.93
3	Ladarius Tellis	SR-4	North Florida	2:28.45
4	Roger Reyes	SR-4	St. Thomas (Fla.)	2:28.95
5	Jonas Koturenka	JR-3	Troy	2:30.16
6	Dominic Longobardi	FR-1	Florida Tech	2:32.14
7	Jabes Jimenez	JR-3	St. Thomas (Fla.)	2:32.83
8	Daniel Welling	FR-1	Florida Southern	2:32.93
9	Jonathan Petit-Frere	SO-2	St. Thomas (Fla.)	2:37.35
10	Nathan Evans	SR-4	Southeastern U.	2:39.87
11	Anton Jones	SO-2	Warner	2:42.26
12	Anthony Ferrie	SO-2	Brewton-Parker	2:44.08
13	Joshua Shields	SR-4	Southeastern U.	2:44.47
14	Spencer Louis	SO-2	Southeastern U.	2:44.66
15	Emilio Ancaya	JR-3	Southeastern U.	2:49.26
16	Felipe Ledesma	JR-3	Southeastern U.	2:49.54
17	Aaron Wilson	FR-1	Webber	2:49.67
18	Jonah Galli	SO-2	Brewton-Parker	2:50.01
19	Eric Smith	SR-4	Brewton-Parker	2:50.83
20	Mario Thomas	JR-3	Southeastern U.	2:53.27
21	Tyler Moody	SO-2	Southeastern U.	2:54.80
22	Zamarvian Green	FR-1	Brewton-Parker	2:57.96
23	Ryan Zerneke	SO-2	Florida Tech	2:58.40
24	Singh Krishiv	FR-1	Warner	3:03.66

PL	NAME	YEAR	TEAM	TIME
25	Hunter Milhollin	SR-4	Brewton-Parker	3:04.12
26	Alan Leon	FR-1	Brewton-Parker	3:07.47
27	Michael Johnson	FR-1	Warner	3:15.99
	Eoin McNally	JR-3	Florida	DNF

Men's 1000 Meters Section 1

PL	NAME	YEAR	TEAM	TIME
1	Gavin Nelson	SO-2	Florida	2:24.09
2	Jonathan Pitchford	JR-3	Florida	2:27.93
3	Ladarius Tellis	SR-4	North Florida	2:28.45
4	Roger Reyes	SR-4	St. Thomas (Fla.)	2:28.95
5	Jonas Koturenka	JR-3	Troy	2:30.16
6	Dominic Longobardi	FR-1	Florida Tech	2:32.14
8	Daniel Welling	FR-1	Florida Southern	2:32.93
12	Anthony Ferrie	SO-2	Brewton-Parker	2:44.08
	Eoin McNally	JR-3	Florida	DNF

Men's 1000 Meters Section 2

PL	NAME	YEAR	TEAM	TIME
10	Nathan Evans	SR-4	Southeastern U.	2:39.87
11	Anton Jones	SO-2	Warner	2:42.26
13	Joshua Shields	SR-4	Southeastern U.	2:44.47
14	Spencer Louis	SO-2	Southeastern U.	2:44.66
16	Felipe Ledesma	JR-3	Southeastern U.	2:49.54
17	Aaron Wilson	FR-1	Webber	2:49.67
18	Jonah Galli	SO-2	Brewton-Parker	2:50.01
19	Eric Smith	SR-4	Brewton-Parker	2:50.83
21	Tyler Moody	SO-2	Southeastern U.	2:54.80
25	Hunter Milhollin	SR-4	Brewton-Parker	3:04.12

Men's 1000 Meters Section 3

PL	NAME	YEAR	TEAM	TIME
7	Jabes Jimenez	JR-3	St. Thomas (Fla.)	2:32.83
9	Jonathan Petit-Frere	SO-2	St. Thomas (Fla.)	2:37.35
15	Emilio Ancaya	JR-3	Southeastern U.	2:49.26
20	Mario Thomas	JR-3	Southeastern U.	2:53.27
22	Zamarvian Green	FR-1	Brewton-Parker	2:57.96

PL	NAME	YEAR	TEAM	TIME
23	Ryan Zerneke	SO-2	Florida Tech	2:58.40
24	Singh Krishiv	FR-1	Warner	3:03.66
26	Alan Leon	FR-1	Brewton-Parker	3:07.47
27	Michael Johnson	FR-1	Warner	3:15.99

Men's Mile

Top

PL	NAME	YEAR	TEAM	TIME
1	Aidan O'Gorman	SR-4	North Florida	4:06.24
2	Robert Pedroza	SR-4	North Florida	4:08.20
3	Graham Myers	FR-1	Florida	4:08.50
4	Anthony Matthew	JR-3	Florida Southern	4:08.81 +
5	Ilias El Khattabi	SO-2	North Florida	4:10.84
6	Alex Pena	SO-2	Florida	4:10.91
7	Jonathan Leon	FR-1	Florida	4:11.33
8	Ethan Geiger	JR-3	Florida	4:13.58
9	Gavin O'Brien	SR-4	North Florida	4:14.04
10	Onix Ortiz	SR-4	North Florida	4:14.11
11	Aiden Arnold	JR-3	North Florida	4:15.59
12	Josh Ruiz	FR-1	Florida	4:15.84
13	Andrew Nyland	FR-1	Florida Southern	4:16.84
14	Ryan Douihech	JR-3	North Florida	4:17.28
15	Andrew Mahorner	SO-2	North Florida	4:17.33
16	Ben Tary	SO-2	North Florida	4:17.39
17	Aiden Redmond	JR-3	Florida Southern	4:17.84
18	Simon DeVoss	SO-2	Florida Southern	4:17.93
19	Alec Miller	SO-2	Florida	4:18.20
20	Elijah De La Cerda	SR-4	Florida Southern	4:18.86
21	Eli Zuppa	FR-1	Florida Southern	4:19.38
22	Axel Fink	Freshman	Unattached	4:19.81
23	Andrew Marello	FR-1	South Florida	4:19.83
24	Dylan Bailey	SO-2	Florida Southern	4:21.78
25	Christian Ruocco	SR-4	North Florida	4:22.20
26	Seth Augustynowski	JR-3	Florida Southern	4:23.62
27	Cole Summers	SO-2	Florida Southern	4:25.16

PL	NAME	YEAR	TEAM	TIME
28	Thomas Hellenbrand	Senior	Unattached	4:25.42
29	Lucca DiMario	FR-1	Embry-Riddle	4:26.24
30	Thomas Ashley	Sophomore	Unattached	4:26.32
31	Kevin Loftus	Sophomore	Unattached	4:27.54
32	Thomas Carpenter	FR-1	Florida Tech	4:27.92
33	Tristan McWilliam	SO-2	Embry-Riddle	4:28.68
34	Malik Millet	Junior	Unattached	4:28.70
35	William Canales	SO-2	Florida Southern	4:28.95
36	Aleksander Schade	FR-1	Embry-Riddle	4:29.34
37	Jack Brooks	JR-3	Embry-Riddle	4:29.38
38	Spencer Palmer	FR-1	Lake-Sumter State	4:29.72
39	Tyler Gaines	FR-1	Florida Southern	4:32.54
40	Lachlan McCure	FR-1	Florida Tech	4:32.67
41	Billy Mueller	FR-1	Southeastern U.	4:35.02
42	Timothy Sterkel	Senior	Unattached	4:35.55
43	Jaime Candelaria	Sophomore	Unattached	4:35.62
44	Aiden Locantora	Sophomore	Unattached	4:36.61
45	Ethan Campbell	SR-4	Southeastern U.	4:40.82
46	Michael McDow	FR-1	Southeastern U.	4:41.03
47	Malcolm Brown	SR-4	Bethune-Cookman	4:41.74
48	Jeremy Durbin	FR-1	Southeastern U.	4:42.92
49	Thatcher Clarke	FR-1	Lake-Sumter State	4:43.17
50	Jordan Hierholzer	JR-3	Southeastern U.	4:44.00
51	Jake Greene	FR-1	Florida Tech	4:44.57
52	Jack Schule	SO-2	Florida Tech	4:46.89
53	Joshua Fernandez-Alvarado	SO-2	Florida Tech	4:48.35
54	Cameron Gonzalez	SO-2	Webber	4:48.62
55	Connor Parrish	SO-2	Lake-Sumter State	4:48.66
56	Micah Blair	SR-4	Embry-Riddle	4:49.11
57	Benjamin Hale		Unattached	4:54.73
58	Dashon Gill	FR-1	Bethune-Cookman	4:56.34
59	Derick Gomez	SO-2	Webber	4:56.45
60	Cole Fleming		Unattached	5:00.07

PL	NAME	YEAR	TEAM	TIME
61	Landon Watts	JR-3	Thomas (Ga.)	5:00.34
62	Tobias Dickerson	FR-1	Southeastern U.	5:00.68
63	Alvaro Cameo	SO-2	Florida Tech	5:04.38
64	Andrew Rodriguez	JR-3	Webber	5:04.52
65	Luke Callery	SR-4	Southeastern U.	5:05.43
66	Bryce Blalock	FR-1	Lake-Sumter State	5:05.84
67	Ronnie Aeschleman	Junior	Unattached	5:13.67
68	Kheron Duprat	FR-1	Florida Memorial	5:24.33
69	Brandon Williams	SR-4	Brewton-Parker	5:25.03
70	spencer middleton	Freshman	Unattached	5:31.14

Men's Mile Section 1

PL	NAME	YEAR	TEAM	TIME
1	Aidan O'Gorman	SR-4	North Florida	4:06.24
2	Robert Pedroza	SR-4	North Florida	4:08.20
3	Graham Myers	FR-1	Florida	4:08.50
4	Anthony Matthew	JR-3	Florida Southern	4:08.81 +
5	Ilias El Khattabi	SO-2	North Florida	4:10.84
6	Alex Pena	SO-2	Florida	4:10.91
7	Jonathan Leon	FR-1	Florida	4:11.33
8	Ethan Geiger	JR-3	Florida	4:13.58
9	Gavin O'Brien	SR-4	North Florida	4:14.04
10	Onix Ortiz	SR-4	North Florida	4:14.11
14	Ryan Douihech	JR-3	North Florida	4:17.28

Men's Mile Section 2

PL	NAME	YEAR	TEAM	TIME
12	Josh Ruiz	FR-1	Florida	4:15.84
16	Ben Tary	SO-2	North Florida	4:17.39
18	Simon DeVoss	SO-2	Florida Southern	4:17.93
19	Alec Miller	SO-2	Florida	4:18.20
20	Elijah De La Cerda	SR-4	Florida Southern	4:18.86
22	Axel Fink	Freshman	Unattached	4:19.81
23	Andrew Marello	FR-1	South Florida	4:19.83
28	Thomas Hellenbrand	Senior	Unattached	4:25.42
29	Lucca DiMario	FR-1	Embry-Riddle	4:26.24

PL	NAME	YEAR	TEAM	TIME
30	Thomas Ashley	Sophomore	Unattached	4:26.32
36	Aleksander Schade	FR-1	Embry-Riddle	4:29.34

Men's Mile Section 3

PL	NAME	YEAR	TEAM	TIME
15	Andrew Mahorner	SO-2	North Florida	4:17.33
17	Aiden Redmond	JR-3	Florida Southern	4:17.84
25	Christian Ruocco	SR-4	North Florida	4:22.20
27	Cole Summers	SO-2	Florida Southern	4:25.16
31	Kevin Loftus	Sophomore	Unattached	4:27.54
33	Tristan McWilliam	SO-2	Embry-Riddle	4:28.68
40	Lachlan McCure	FR-1	Florida Tech	4:32.67
45	Ethan Campbell	SR-4	Southeastern U.	4:40.82
56	Micah Blair	SR-4	Embry-Riddle	4:49.11
62	Tobias Dickerson	FR-1	Southeastern U.	5:00.68

Men's Mile Section 4

PL	NAME	YEAR	TEAM	TIME
11	Aiden Arnold	JR-3	North Florida	4:15.59
13	Andrew Nyland	FR-1	Florida Southern	4:16.84
21	Eli Zuppa	FR-1	Florida Southern	4:19.38
24	Dylan Bailey	SO-2	Florida Southern	4:21.78
26	Seth Augustynowski	JR-3	Florida Southern	4:23.62
32	Thomas Carpenter	FR-1	Florida Tech	4:27.92
34	Malik Millet	Junior	Unattached	4:28.70
35	William Canales	SO-2	Florida Southern	4:28.95
37	Jack Brooks	JR-3	Embry-Riddle	4:29.38
38	Spencer Palmer	FR-1	Lake-Sumter State	4:29.72
39	Tyler Gaines	FR-1	Florida Southern	4:32.54
42	Timothy Sterkel	Senior	Unattached	4:35.55
51	Jake Greene	FR-1	Florida Tech	4:44.57

Men's Mile Section 5

PL	NAME	YEAR	TEAM	TIME
41	Billy Mueller	FR-1	Southeastern U.	4:35.02
43	Jaime Candelaria	Sophomore	Unattached	4:35.62
44	Aiden Locantora	Sophomore	Unattached	4:36.61

PL	NAME	YEAR	TEAM	TIME
46	Michael McDow	FR-1	Southeastern U.	4:41.03
47	Malcolm Brown	SR-4	Bethune-Cookman	4:41.74
48	Jeremy Durbin	FR-1	Southeastern U.	4:42.92
50	Jordan Hierholzer	JR-3	Southeastern U.	4:44.00
54	Cameron Gonzalez	SO-2	Webber	4:48.62
57	Benjamin Hale		Unattached	4:54.73
58	Dashon Gill	FR-1	Bethune-Cookman	4:56.34
60	Cole Fleming		Unattached	5:00.07
65	Luke Callery	SR-4	Southeastern U.	5:05.43

Men's Mile Section 6

PL	NAME	YEAR	TEAM	TIME
49	Thatcher Clarke	FR-1	Lake-Sumter State	4:43.17
52	Jack Schule	SO-2	Florida Tech	4:46.89
53	Joshua Fernandez-Alvarado	SO-2	Florida Tech	4:48.35
55	Connor Parrish	SO-2	Lake-Sumter State	4:48.66
59	Derick Gomez	SO-2	Webber	4:56.45
61	Landon Watts	JR-3	Thomas (Ga.)	5:00.34
63	Alvaro Cameo	SO-2	Florida Tech	5:04.38
64	Andrew Rodriguez	JR-3	Webber	5:04.52
66	Bryce Blalock	FR-1	Lake-Sumter State	5:05.84
67	Ronnie Aeschleman	Junior	Unattached	5:13.67
68	Kheron Duprat	FR-1	Florida Memorial	5:24.33
69	Brandon Williams	SR-4	Brewton-Parker	5:25.03
70	spencer middleton	Freshman	Unattached	5:31.14

Men's 3000 Meters

Top

PL	NAME	YEAR	TEAM	TIME
1	Zach Leachman	SR-4	Florida State	8:06.17
2	Zachary Cloud	SR-4	Florida State	8:10.50
3	Joe Farley	SR-4	Florida State	8:11.09
4	Seth Martinez	SR-4	North Florida	8:17.68
5	Matthew Stratton	SO-2	Florida	8:20.03
6	Emerson Miller	FR-1	Florida	8:23.46
7	Christopher Colavita	JR-3	Florida Southern	8:23.60
8	Paul Lespasio	SR-4	North Florida	8:26.77

PL	NAME	YEAR	TEAM	TIME
9	Kaden Levings	SO-2	Florida State	8:27.04
10	Aaron Schimke	SO-2	North Florida	8:30.84
11	Elijah De La Cerda	SR-4	Florida Southern	8:31.21
12	Aiden Villasuso	JR-3	Florida	8:31.86
13	Benjamin Peck	FR-1	Florida Tech	8:33.96
14	Sebastian Hernandez	SR-4	North Florida	8:34.69
15	Aiden Redmond	JR-3	Florida Southern	8:35.40
16	Tanner Simonds	FR-1	Florida State	8:35.86
17	Shamar Henry	FR-1	North Florida	8:37.30
18	Bernardo Barnhart	FR-1	Florida State	8:38.42
19	Dylan Bailey	SO-2	Florida Southern	8:39.58
20	Eli Zuppa	FR-1	Florida Southern	8:40.61
21	Joseph Koraya	FR-1	Embry-Riddle	8:41.68
22	Andrew Marello	FR-1	South Florida	8:43.89
23	Roger Reyes	SR-4	St. Thomas (Fla.)	8:44.69
24	Jayven Garcia	JR-3	South Florida	8:46.97
25	Seth Augustynowski	JR-3	Florida Southern	8:48.14
26	John Keester	FR-1	South Florida	8:48.47
27	Kevin Loftus	Sophomore	Unattached	8:49.28
28	Alejandro Romagosa	FR-1	North Florida	8:50.12
29	Andrew Nyland	FR-1	Florida Southern	8:50.22
30	Trevor Cross	Junior	Unattached	8:50.58
31	William Montanye	FR-1	North Florida	8:52.79
32	Parker Doll	SO-2	St. Thomas (Fla.)	8:54.91
33	Jonathan Leon	FR-1	Florida	8:54.92
34	Kameron Wallizada	JR-3	North Florida	8:55.81
35	Pedro Zapata	Sophomore	Unattached	8:56.86
36	Connor Brooks	SO-2	Florida Southern	8:59.35
37	William Canales	SO-2	Florida Southern	9:01.88
38	Tyler Herrera	FR-1	Florida Tech	9:02.18
39	Tristan Hindorff	FR-1	Embry-Riddle	9:03.26
40	Tyler Gaines	FR-1	Florida Southern	9:04.24
41	Jack Bolan	Junior	Unattached	9:06.23

PL	NAME	YEAR	TEAM	TIME
42	David Perez	JR-3	St. Thomas (Fla.)	9:06.63
43	Daniel Welling	FR-1	Florida Southern	9:12.05
44	Kristen Bodden	JR-3	St. Thomas (Fla.)	9:13.24
45	Luke Van Scoy	FR-1	Southeastern U.	9:13.77
46	Jordan Hierholzer	JR-3	Southeastern U.	9:14.49
47	Zeniel Lizardo	Sophomore	Unattached	9:15.09
48	Grant Doherty	SO-2	North Florida	9:18.31
49	Nathan Evans	SR-4	Southeastern U.	9:19.58
50	Luke Dickinson	JR-3	Florida Southern	9:24.32
51	Joshua Shields	SR-4	Southeastern U.	9:27.32
52	Felipe Ledesma	JR-3	Southeastern U.	9:42.92
53	Alain Bermudez	JR-3	St. Thomas (Fla.)	9:43.62
54	Emilio Ancaya	JR-3	Southeastern U.	9:46.14
55	Luke Callery	SR-4	Southeastern U.	10:02.45
56	Alvaro Cameo	SO-2	Florida Tech	10:22.48
	Cole Fleming		Unattached	DNF
	Josh Ruiz	FR-1	Florida	DNF
	Alex Pena	SO-2	Florida	DNF
	Ethan Geiger	JR-3	Florida	DNF
	Colton Lawson	SO-2	North Florida	DNF
	Lachlan McCure	FR-1	Florida Tech	DNF
	Brandon Santangelo	JR-3	Embry-Riddle	DNF
	Wynne Thomas	SR-4	Florida State	DNF
	Cole Summers	SO-2	Florida Southern	DNF

Men's 3000 Meters Section 1

PL	NAME	YEAR	TEAM	TIME
1	Zach Leachman	SR-4	Florida State	8:06.17
2	Zachary Cloud	SR-4	Florida State	8:10.50
3	Joe Farley	SR-4	Florida State	8:11.09
4	Seth Martinez	SR-4	North Florida	8:17.68
5	Matthew Stratton	SO-2	Florida	8:20.03
7	Christopher Colavita	JR-3	Florida Southern	8:23.60
8	Paul Lespasio	SR-4	North Florida	8:26.77

PL	NAME	YEAR	TEAM	TIME
9	Kaden Levings	SO-2	Florida State	8:27.04
12	Aiden Villasuso	JR-3	Florida	8:31.86
14	Sebastian Hernandez	SR-4	North Florida	8:34.69
33	Jonathan Leon	FR-1	Florida	8:54.92
34	Kameron Wallizada	JR-3	North Florida	8:55.81
	Colton Lawson	SO-2	North Florida	DNF
	Wynne Thomas	SR-4	Florida State	DNF
	Ethan Geiger	JR-3	Florida	DNF
	Alex Pena	SO-2	Florida	DNF
	Josh Ruiz	FR-1	Florida	DNF

Men's 3000 Meters Section 2

PL	NAME	YEAR	TEAM	TIME
6	Emerson Miller	FR-1	Florida	8:23.46
10	Aaron Schimke	SO-2	North Florida	8:30.84
11	Elijah De La Cerda	SR-4	Florida Southern	8:31.21
13	Benjamin Peck	FR-1	Florida Tech	8:33.96
15	Aiden Redmond	JR-3	Florida Southern	8:35.40
16	Tanner Simonds	FR-1	Florida State	8:35.86
17	Shamar Henry	FR-1	North Florida	8:37.30
18	Bernardo Barnhart	FR-1	Florida State	8:38.42
21	Joseph Koraya	FR-1	Embry-Riddle	8:41.68
22	Andrew Marello	FR-1	South Florida	8:43.89
23	Roger Reyes	SR-4	St. Thomas (Fla.)	8:44.69
24	Jayven Garcia	JR-3	South Florida	8:46.97
26	John Keester	FR-1	South Florida	8:48.47
27	Kevin Loftus	Sophomore	Unattached	8:49.28
28	Alejandro Romagosa	FR-1	North Florida	8:50.12
30	Trevor Cross	Junior	Unattached	8:50.58
35	Pedro Zapata	Sophomore	Unattached	8:56.86
38	Tyler Herrera	FR-1	Florida Tech	9:02.18
41	Jack Bolan	Junior	Unattached	9:06.23
48	Grant Doherty	SO-2	North Florida	9:18.31
	Lachlan McCure	FR-1	Florida Tech	DNF

PL	NAME	YEAR	TEAM	TIME
	Brandon Santangelo	JR-3	Embry-Riddle	DNF
	Cole Summers	SO-2	Florida Southern	DNF

Men's 3000 Meters Section 3

PL	NAME	YEAR	TEAM	TIME
19	Dylan Bailey	SO-2	Florida Southern	8:39.58
20	Eli Zuppa	FR-1	Florida Southern	8:40.61
25	Seth Augustynowski	JR-3	Florida Southern	8:48.14
29	Andrew Nyland	FR-1	Florida Southern	8:50.22
31	William Montanye	FR-1	North Florida	8:52.79
32	Parker Doll	SO-2	St. Thomas (Fla.)	8:54.91
36	Connor Brooks	SO-2	Florida Southern	8:59.35
37	William Canales	SO-2	Florida Southern	9:01.88
39	Tristan Hindorff	FR-1	Embry-Riddle	9:03.26
40	Tyler Gaines	FR-1	Florida Southern	9:04.24
42	David Perez	JR-3	St. Thomas (Fla.)	9:06.63
43	Daniel Welling	FR-1	Florida Southern	9:12.05
44	Kristen Bodden	JR-3	St. Thomas (Fla.)	9:13.24
45	Luke Van Scoy	FR-1	Southeastern U.	9:13.77
46	Jordan Hierholzer	JR-3	Southeastern U.	9:14.49
47	Zeniel Lizardo	Sophomore	Unattached	9:15.09
49	Nathan Evans	SR-4	Southeastern U.	9:19.58
50	Luke Dickinson	JR-3	Florida Southern	9:24.32
51	Joshua Shields	SR-4	Southeastern U.	9:27.32
52	Felipe Ledesma	JR-3	Southeastern U.	9:42.92
53	Alain Bermudez	JR-3	St. Thomas (Fla.)	9:43.62
54	Emilio Ancaya	JR-3	Southeastern U.	9:46.14
55	Luke Callery	SR-4	Southeastern U.	10:02.45
56	Alvaro Cameo	SO-2	Florida Tech	10:22.48
	Cole Fleming		Unattached	DNF

Men's 60 Hurdles Finals

Top

PL	NAME	YEAR	TEAM	TIME
1	Andre Korbmacher	SO-2	Florida State	7.75
2	Markel Jones	SO-2	South Florida	7.86
3	Tyson Williams	SR-4	Florida State	7.88

PL	NAME	YEAR	TEAM	TIME
4	Michael Bourne III	SR-4	South Florida	7.98
5	Jefferson Jean	Sophomore	Unattached	8.10
6	Davonte Vanterpool		British Virgin Islands	8.16
7	Tyler Drew	SR-4	South Florida	8.21
8	Dario Laing	JR-3	Unattached	8.24

Men's 60 Hurdles Preliminaries

Top

PL	NAME	YEAR	TEAM	TIME
1	Andre Korbmacher	SO-2	Florida State	7.73
2	Markel Jones	SO-2	South Florida	7.78
3	Tyson Williams	SR-4	Florida State	8.03
4	Michael Bourne III	SR-4	South Florida	8.08
5	Tyler Drew	SR-4	South Florida	8.17
6	Jefferson Jean	Sophomore	Unattached	8.20
7	Davonte Vanterpool		British Virgin Islands	8.22
8	Dario Laing	JR-3	Unattached	8.22
9	Isaiah Waters	FR-1	St. Thomas (Fla.)	8.37
10	Braeden Holcombe		Unattached	8.41
11	Jaylandon Wilson	FR-1	Voorhees	8.48
12	Thomas Smith	SO-2	St. Thomas (Fla.)	8.49
13	Caden Vann	SO-2	Flagler	8.51
14	Cayden Restrepo	SO-2	Brewton-Parker	8.55
15	Nehemiah Armstrong	FR-1	Bethune-Cookman	8.57
16	Rick Daniel	SR-4	St. Thomas (Fla.)	8.59
17	Demitri Stephenson	FR-1	St. Thomas (Fla.)	8.61
18	Michael Latham	FR-1	Bethune-Cookman	8.62
19	Colin McHugh	JR-3	Embry-Riddle	8.69
20	Nahvie Berry	FR-1	Brewton-Parker	8.75
21	Brandon Pierce	SO-2	Bethune-Cookman	8.81
22	Josiah Dunlap	FR-1	Southeastern U.	8.87
23	Kruz Jimenez	SO-2	Flagler	8.92
24	Troy Williams	JR-3	North Florida	9.01
25	Jabari Armant	FR-1	Bethune-Cookman	9.20
26	Davy Bancey		UNAT-St. Thomas (Fla.)	9.24

PL	NAME	YEAR	TEAM	TIME
27	Deandre Scott	FR-1	Voorhees	9.27
28	Yusuf Abuukar	SO-2	Brewton-Parker	9.32
29	Rasheed Salahadyn	FR-1	Voorhees	9.35
30	Diego Estebanes	FR-1	Florida Tech	9.41
31	Ives Cooper	FR-1	Warner	9.67
32	Zyon Smalls	FR-1	Brewton-Parker	9.80
33	Desmond Henderson	FR-1	Voorhees	10.56
	Sam Adebajo	SO-2	Flagler	DNF

Men's 60 Hurdles Preliminaries Heat 1

PL	NAME	YEAR	TEAM	TIME
1	Andre Korbmacher	SO-2	Florida State	7.73
2	Markel Jones	SO-2	South Florida	7.78
3	Tyson Williams	SR-4	Florida State	8.03
4	Michael Bourne III	SR-4	South Florida	8.08
5	Tyler Drew	SR-4	South Florida	8.17
6	Jefferson Jean	Sophomore	Unattached	8.20
7	Davonte Vanterpool		British Virgin Islands	8.22

Men's 60 Hurdles Preliminaries Heat 2

PL	NAME	YEAR	TEAM	TIME
8	Dario Laing	JR-3	Unattached	8.22
10	Braeden Holcombe		Unattached	8.41
12	Thomas Smith	SO-2	St. Thomas (Fla.)	8.49
13	Caden Vann	SO-2	Flagler	8.51

Men's 60 Hurdles Preliminaries Heat 3

PL	NAME	YEAR	TEAM	TIME
9	Isaiah Waters	FR-1	St. Thomas (Fla.)	8.37
11	Jaylondon Wilson	FR-1	Voorhees	8.48
14	Cayden Restrepo	SO-2	Brewton-Parker	8.55
15	Nehemiah Armstrong	FR-1	Bethune-Cookman	8.57
16	Rick Daniel	SR-4	St. Thomas (Fla.)	8.59
30	Diego Estebanes	FR-1	Florida Tech	9.41
	Sam Adebajo	SO-2	Flagler	DNF

Men's 60 Hurdles Preliminaries Heat 4

PL	NAME	YEAR	TEAM	TIME
19	Colin McHugh	JR-3	Embry-Riddle	8.69

PL	NAME	YEAR	TEAM	TIME
21	Brandon Pierce	SO-2	Bethune-Cookman	8.81
22	Josiah Dunlap	FR-1	Southeastern U.	8.87
24	Troy Williams	JR-3	North Florida	9.01
26	Davy Bancey		UNAT-St. Thomas (Fla.)	9.24
27	Deandre Scott	FR-1	Voorhees	9.27
28	Yusuf Abuukar	SO-2	Brewton-Parker	9.32

Men's 60 Hurdles Preliminaries Heat 5

PL	NAME	YEAR	TEAM	TIME
18	Michael Latham	FR-1	Bethune-Cookman	8.62
23	Kruz Jimenez	SO-2	Flagler	8.92
25	Jabari Armant	FR-1	Bethune-Cookman	9.20
29	Rasheed Salahadyn	FR-1	Voorhees	9.35
31	Ives Cooper	FR-1	Warner	9.67

Men's 60 Hurdles Preliminaries Heat 6

PL	NAME	YEAR	TEAM	TIME
17	Demitri Stephenson	FR-1	St. Thomas (Fla.)	8.61
20	Nahvie Berry	FR-1	Brewton-Parker	8.75
32	Zyon Smalls	FR-1	Brewton-Parker	9.80
33	Desmond Henderson	FR-1	Voorhees	10.56

Men's 4 x 400 Relay

Top

PL	TEAM	SQUAD	ATHLETES	TIME
1	Empire Athletics	A		3:09.06
2	South Florida	A	Gabriel Moronta, Michael Bourne III, Shevioe Reid, Nathan Metelus	3:09.19
3	St. Thomas (Fla.)	A	kenzie knowles, Mkhori Crabbe, Khamauri Crabbe, Tristan Watson	3:16.26 * *
4	Florida State	B	Anthony Herrera, Micahi Danzy, Curtis Bain, Zachary Cloud	3:18.31
5	South Florida	B	Darian Mills, Tyler Drew, Terrell Robinson JR, Shomari Pettigrew	3:22.05
6	Voorhees	A	Ay'Den Chambers, Yoel Glover, Scotty Holmes, Rashid Silvera	3:24.52
7	Troy	A	Milos Nisic, Mario Tullis, Jonas Koturenka, Michael Eady	3:24.66
8	Flagler	B	Malik Edwards, Houston Harper, David Stanley, Malachi South	3:25.21
9	Florida Tech	A	Esa Oguma, Jason Hargesheimer, Flippo Bessi, Diego Estebanes	3:26.04
10	Embry-Riddle	B	Will Fiesbeck, Charles Hruda, Colin McHugh	3:26.42
11	Flagler	A	Ian McGrorty, Xander Cunningham, Reuel Belizaire, Christian McFarlane	3:33.10
12	Embry-Riddle	A	Craig Dedrick, Aaron Nash, Carter Speh, Drake Stephan	3:33.77
13	Brewton-Parker	A	Anthony Ferrie, Zamarvian Green, Eric Smith, Jonah Galli	3:44.67

Men's 4 x 400 Relay Section 1

PL	TEAM	ATHLETES	TIME
8	Flagler	Edwards, Harper, Stanley, South	3:25.21
9	Florida Tech	Oguma, Hargesheimer, Bessi, Estebanes	3:26.04
11	Flagler	McGrorty, Cunningham, Belizaire, McFarlane	3:33.10
13	Brewton-Parker	Ferrie, Green, Smith, Galli	3:44.67

Men's 4 x 400 Relay Section 2

PL	TEAM	ATHLETES	TIME
6	Voorhees	Chambers, Glover, Holmes, Silvera	3:24.52
7	Troy	Nisic, Tullis, Koturenka, Eady	3:24.66
10	Embry-Riddle	Fiesbeck, Hruda, McHugh	3:26.42
12	Embry-Riddle	Dedrick, Nash, Speh, Stephan	3:33.77

Men's 4 x 400 Relay Section 3

PL	TEAM	ATHLETES	TIME
1	Empire Athletics		3:09.06
2	South Florida	Moronta, Bourne III, Reid, Metelus	3:09.19
3	St. Thomas (Fla.)	knowles, Crabbe, Crabbe, Watson	3:16.26 * *
4	Florida State	Herrera, Danzy, Bain, Cloud	3:18.31
5	South Florida	Mills, Drew, Robinson JR, Pettigrew	3:22.05

Men's High Jump

Top

PL	NAME	YEAR	TEAM	MARK	CONV
1	Kendell Mosley	SR-4	South Florida	2.05m	6' 8.75"
	1.65 1.70 1.75 1.80 1.85 1.90 1.95 2.00 2.05 2.10 -- -- -- -- O -- O O XO XXX 				
2	Tyshone Bolden	SO-2	North Florida	2.00m	6' 6.75"
	1.65 1.70 1.75 1.80 1.85 1.90 1.95 2.00 2.05 -- -- -- -- O O O O XXX 				
2	Jarquavian Williams	FR-1	Voorhees	2.00m	6' 6.75"
	1.65 1.70 1.75 1.80 1.85 1.90 1.95 2.00 2.05 -- -- O -- O O O O XXX 				
4	Ashton Matthews	JR-3	Bethune-Cookman	2.00m	6' 6.75"
	1.65 1.70 1.75 1.80 1.85 1.90 1.95 2.00 2.05 -- -- -- -- -- XXO O XXO XXX 				
5	Jack Anderson	SR-4	Troy	1.95m	6' 4.75"
	1.65 1.70 1.75 1.80 1.85 1.90 1.95 2.00 -- -- -- -- O O O XXX 				

PL	NAME	YEAR	TEAM	MARK	CONV
6	Tariq LaJoie	SR-4	North Florida	1.90m	6' 2.75"
	1.65 1.70 1.75 1.80 1.85 1.90 1.95 -- -- -- O O XO R				
6	Javon Mclean	FR-1	Brewton-Parker	1.90m	6' 2.75"
	1.65 1.70 1.75 1.80 1.85 1.90 1.95 -- -- -- O O XO XXX				
8	Braeden Holcombe		Unattached	1.90m	6' 2.75"
	1.65 1.70 1.75 1.80 1.85 1.90 1.95 -- -- -- XO -- XO XXX				
9	Jeremiah Rutledge	SO-2	Southeastern U.	1.85m	6' 0.75"
	1.65 1.70 1.75 1.80 1.85 1.90 -- -- -- -- XO XXX				
9	Aidan Wadsworth	FR-1	Lake-Sumter State	1.85m	6' 0.75"
	1.65 1.70 1.75 1.80 1.85 1.90 -- -- -- O XO XXX				
11	Kaden McKire	FR-1	Bethune-Cookman	1.85m	6' 0.75"
	1.65 1.70 1.75 1.80 1.85 1.90 -- O O -- XXO XXX				
12	Isaiah Burns	JR-3	Southeastern U.	1.80m	5' 10.75"
	1.65 1.70 1.75 1.80 1.85 -- -- -- O XXX				
13	Daron Monroe	FR-1	Voorhees	1.75m	5' 8.75"
	1.65 1.70 1.75 1.80 1.85 1.90 -- -- O -- -- XXX				
14	Maurice Thomas	FR-1	Voorhees	1.75m	5' 8.75"
	1.65 1.70 1.75 1.80 1.85 1.90 -- -- XO -- -- XXX				
15	Antoine Coleman		Unattached	1.75m	5' 8.75"
	1.65 1.70 1.75 1.80 1.85 O O XXO X- R				
15	Nehemiah Armstrong	FR-1	Bethune-Cookman	1.75m	5' 8.75"
	1.65 1.70 1.75 1.80 1.85 O O XXO -- XXX				
17	Brandon Pierce	SO-2	Bethune-Cookman	1.70m	5' 7"

PL	NAME	YEAR	TEAM	MARK	CONV
	1.65 1.70 1.75 O O XXX				
17	Bobby Terrell	JR-3	Brewton-Parker	1.70m	5' 7"
	1.65 1.70 1.75 O O XXX				
19	Jeremiah Stewart	JR-3	Southeastern U.	1.70m	5' 7"
	1.65 1.70 1.75 O XO XXX				
20	Jason Rotger	Senior	Unattached	1.70m	5' 7"
	1.65 1.70 1.75 XXO XXO XXX				
21	Steff Paul	SO-2	Florida Memorial	1.65m	5' 5"
	1.65 1.70 O XXX				
	Elija Coles-Felix	FR-1	Voorhees	NH	NH
	1.65 1.70 1.75 1.80 -- -- -- XXX				
	Matthew Jeantnor	SO-2	St. Thomas (Fla.)	NH	NH
	1.65 1.70 1.75 1.80 -- -- -- XXX				
	Hollis Morton	SO-2	Brewton-Parker	NH	NH
	1.65 1.70 1.75 1.80 1.85 -- -- -- -- XXX				

Men's Pole Vault

Top

PL	NAME	YEAR	TEAM	MARK	CONV
1	Kobe Babin	SR-4	South Florida	5.53m	18' 1.75"
	3.05 3.20 3.35 3.50 3.65 3.80 3.95 4.10 4.25 4.40 4.55 4.70 4.85 5.00 5.15 5.30 5.53 5.60 -- -- -- -- -- -- -- -- -- -- -- -- -- O O O XXO XXX				
2	Nikodem Pochopien	FR-1	South Florida	5.15m	16' 10.75"
	3.05 3.20 3.35 3.50 3.65 3.80 3.95 4.10 4.25 4.40 4.55 4.70 4.85 5.00 5.15 5.30 -- -- -- -- -- -- -- -- -- -- -- -- -- O O O XO XXX				
3	Noah Bitter	SR-4	South Florida	5.00m	16' 4.75"
	3.05 3.20 3.35 3.50 3.65 3.80 3.95 4.10 4.25 4.40 4.55 4.70 4.85 5.00 5.15 -- -- -- -- -- -- -- -- -- -- -- -- -- O O XXX				


PL	NAME	YEAR	TEAM	MARK	CONV
4	Payton Pitts		Unattached	5.00m	16' 4.75"
	3.05 3.20 3.35 3.50 3.65 3.80 3.95 4.10 4.25 4.40 4.55 4.70 4.85 5.00 5.15 -- -- -- -- -- -- -- -- -- -- O XO O XO XXX				
5	Sean Young	Senior	Skypolevaulter Elite Athl	4.85m	15' 11"
	3.05 3.20 3.35 3.50 3.65 3.80 3.95 4.10 4.25 4.40 4.55 4.70 4.85 5.00 -- -- -- -- -- -- -- -- -- -- O XXO O XXX				
6	Jonathan Grant	SO-2	Southeastern U.	4.55m	14' 11"
	3.05 3.20 3.35 3.50 3.65 3.80 3.95 4.10 4.25 4.40 4.55 4.70 -- -- -- -- -- -- -- -- O O O XXX				
6	Jack Rhea		Unattached	4.55m	14' 11"
	3.05 3.20 3.35 3.50 3.65 3.80 3.95 4.10 4.25 4.40 4.55 4.70 -- -- -- -- -- -- -- -- O O O XXX				
8	Matias Masony	Freshman	Unattached	4.55m	14' 11"
	3.05 3.20 3.35 3.50 3.65 3.80 3.95 4.10 4.25 4.40 4.55 4.70 -- -- -- -- -- -- -- -- O XO XXX				
9	Kevin Parker	SO-2	Southeastern U.	4.55m	14' 11"
	3.05 3.20 3.35 3.50 3.65 3.80 3.95 4.10 4.25 4.40 4.55 4.70 -- -- -- -- -- -- -- -- XXO O XXO XXX				
10	Conrad Prisby	SR-4	Embry-Riddle	4.40m	14' 5.25"
	3.05 3.20 3.35 3.50 3.65 3.80 3.95 4.10 4.25 4.40 4.55 -- -- -- -- -- -- -- -- O XXX				
11	Nicholas DeSanto	Freshman	Unattached	4.25m	13' 11.25"
	3.05 3.20 3.35 3.50 3.65 3.80 3.95 4.10 4.25 4.40 -- -- -- -- -- -- -- -- O XXX				
12	Jason Rotger	Senior	Unattached	4.25m	13' 11.25"
	3.05 3.20 3.35 3.50 3.65 3.80 3.95 4.10 4.25 4.40 -- -- -- -- -- -- XO O O XXX				
13	Jabari Armant	FR-1	Bethune-Cookman	3.80m	12' 5.5"
	3.05 3.20 3.35 3.50 3.65 3.80 3.95 -- -- XO -- -- XXO XXX				
14	Alec Zaller	SR-4	Embry-Riddle	3.65m	11' 11.75"
	3.05 3.20 3.35 3.50 3.65 3.80 -- -- -- -- O XXX				
14	Nick Wilson	FR-1	Embry-Riddle	3.65m	11' 11.75"

PL	NAME	YEAR	TEAM	MARK	CONV
	3.05 3.20 3.35 3.50 3.65 3.80 -- -- -- -- O XXX				
14	Chase Graziadei	FR-1	Southeastern U.	3.65m	11' 11.75"
	3.05 3.20 3.35 3.50 3.65 3.80 -- -- -- -- O XXX				
17	Brandon Pierce	SO-2	Bethune-Cookman	3.35m	10' 11.75"
	3.05 3.20 3.35 3.50 O O XXO XXX				
18	Eric Santa-Cruz		Pole Vault Miami	3.20m	10' 6"
	3.05 3.20 3.35 -- O XXX				
	David Shepherd		Tassel Town Vault Co	NH	NH
	3.05 3.20 3.35 3.50 3.65 3.80 3.95 4.10 4.25 4.40 -- -- -- -- -- -- -- -- -- XXX				

Men's Long Jump

Top

PL	NAME	YEAR	TEAM	MARK	CONV
1	Curtis Williams	JR-3	Florida State	7.58m	24' 10.5"
	7.58 7.53 PASS PASS PASS PASS				
2	Aaron Nash	JR-3	Embry-Riddle	7.36m +	24' 1.75"
	6.45 7.36 7.02 6.99 7.09 PASS				
3	Elijah Smith	FR-1	St. Thomas (Fla.)	7.30m * *	23' 11.5"
	6.71 7.00 7.14 7.30 FOUL PASS				
4	Michael Carter	FR-1	Bethune-Cookman	7.11m	23' 4"
	FOUL FOUL 7.11 6.62 FOUL 7.08				
5	Simphiwe Mashaba	JR-3	Troy	7.07m	23' 2.5"
	6.94 6.83 7.07 6.93 6.81 7.07				
6	Jaiden Rollins	JR-3	Florida State	7.03m	23' 0.75"
	FOUL 6.71 7.03 FOUL 7.02 FOUL				
7	Sytrevion Dyer	FR-1	Bethune-Cookman	7.03m	23' 0.75"
	6.30 7.03 6.87 6.96 6.91 FOUL				
8	Dario Laing	JR-3	Unattached	6.95m	22' 9.75"
	6.95 6.49 6.38 PASS PASS PASS				
9	Kendell Mosley	SR-4	South Florida	6.91m	22' 8"

PL	NAME	YEAR	TEAM	MARK	CONV
	6.73 6.91 6.46 PASS PASS PASS				
10	Kyvon Tatham	JR-3	Florida State	6.88m	22' 7"
	FOUL FOUL 6.88				
11	Braeden Holcombe		Unattached	6.84m	22' 5.25"
	6.80 6.61 6.84				
12	Devonte Hanson	FR-1	Lake-Sumter State	6.78m	22' 3"
	6.78 6.50 6.48				
13	Kobe Diggs	JR-3	Embry-Riddle	6.69m	21' 11.5"
	6.69 PASS PASS				
14	Hamilton Jevon	FR-1	Warner	6.54m 	21' 5.5"
	FOUL 6.54 5.76				
15	Amarrion Grant	FR-1	Bethune-Cookman	6.52m	21' 4.75"
	6.52 6.46 6.42				
16	Carlos Moore	SO-2	Bethune-Cookman	6.49m	21' 3.5"
	6.49 6.37 6.36				
17	Isaiah Burns	JR-3	Southeastern U.	6.44m	21' 1.5"
	6.30 5.88 6.44				
18	Kruz Jimenez	SO-2	Flagler	6.42m	21' 0.75"
	6.36 FOUL 6.42				
19	Benjamin Lamothe	3	Unattached	6.42m	21' 0.75"
	FOUL 6.42 6.22				
20	Elijah Kellum	FR-1	Bethune-Cookman	6.35m	20' 10"
	6.35 6.35 5.29				
21	Anthony Rodriguez	SR-4	St. Thomas (Fla.)	6.33m	20' 9.25"
	6.33 6.05 FOUL				
22	Kaden McKire	FR-1	Bethune-Cookman	6.26m	20' 6.5"
	6.26 5.90 6.08				
23	Tyshone Bolden	SO-2	North Florida	6.23m	20' 5.25"
	6.20 6.23 6.17				
24	Jerry Speights	FR-1	Thomas (Ga.)	6.20m	20' 4.25"
	5.49 5.97 6.20				
25	Javon Mclean	FR-1	Brewton-Parker	6.18m	20' 3.5"
	6.18 5.97 6.18				

PL	NAME	YEAR	TEAM	MARK	CONV
26	Mansilla Santiago	SO-2	Warner	6.14m	20' 1.75"
	6.09 4.76 6.14				
27	Jonah McNealey	FR-1	Brewton-Parker	6.12m	20' 1"
	FOUL 6.12 FOUL				
28	Davy Bancey		UNAT-St. Thomas (Fla.)	6.11m	20' 0.5"
	6.11 6.02 5.74				
29	Nelson Lopez	FR-1	Thomas (Ga.)	6.11m	20' 0.5"
	5.84 6.11 5.73				
30	Jaren Williams		Unattached	6.01m	19' 8.75"
	5.60 5.91 6.01				
31	Aidan Wadsworth	FR-1	Lake-Sumter State	6.01m	19' 8.75"
	6.01 FOUL 5.36				
32	Steff Paul	SO-2	Florida Memorial	5.94m	19' 6"
	FOUL FOUL 5.94				
33	Ian McGrorty	SO-2	Flagler	5.88m	19' 3.5"
	5.88 5.52 5.88				
34	Bobby Terrell	JR-3	Brewton-Parker	5.80m	19' 0.5"
	5.36 5.80 5.67				
35	Ethan Grossenbacher	FR-1	Flagler	5.78m	18' 11.75"
	5.78 5.68 5.59				
36	Jeremiah Stewart	JR-3	Southeastern U.	5.48m	17' 11.75"
	FOUL 5.48 5.46				
37	Matthew Jeantinor	SO-2	St. Thomas (Fla.)	5.43m	17' 9.75"
	5.43 FOUL 4.92				
38	Amonyay Pritchard	SO-2	Flagler	5.36m	17' 7"
	5.36 5.34 5.24				
39	Luca Watson	FR-1	Lake-Sumter State	5.10m	16' 8.75"
	5.10 FOUL 4.93				
40	Derrick Reid	SR-4	Brewton-Parker	4.82m	15' 9.75"
	FOUL FOUL 4.82				
	Donta' Williams	SO-2	Brewton-Parker	FOUL	NM
	FOUL FOUL FOUL				

Men's Long Jump Flight 1

PL	NAME	YEAR	TEAM	MARK	ENGLISH
14	Hamilton Jevon	FR-1	Warner	6.54m	21' 5.5"
22	Kaden McKire	FR-1	Bethune-Cookman	6.26m	20' 6.5"
25	Javon Mclean	FR-1	Brewton-Parker	6.18m	20' 3.5"
26	Mansilla Santiago	SO-2	Warner	6.14m	20' 1.75"
27	Jonah McNealey	FR-1	Brewton-Parker	6.12m	20' 1"
28	Davy Bancey		UNAT-St. Thomas (Fla.)	6.11m	20' 0.5"
30	Jaren Williams		Unattached	6.01m	19' 8.75"
34	Bobby Terrell	JR-3	Brewton-Parker	5.80m	19' 0.5"
35	Ethan Grossenbacher	FR-1	Flagler	5.78m	18' 11.75"
36	Jeremiah Stewart	JR-3	Southeastern U.	5.48m	17' 11.75"
37	Matthew Jeantinor	SO-2	St. Thomas (Fla.)	5.43m	17' 9.75"
38	Amonyay Pritchard	SO-2	Flagler	5.36m	17' 7"
39	Luca Watson	FR-1	Lake-Sumter State	5.10m	16' 8.75"
40	Derrick Reid	SR-4	Brewton-Parker	4.82m	15' 9.75"

Men's Long Jump Flight 2

PL	NAME	YEAR	TEAM	MARK	ENGLISH
4	Michael Carter	FR-1	Bethune-Cookman	7.11m	23' 4"
7	Sytrevion Dyer	FR-1	Bethune-Cookman	7.03m	23' 0.75"
8	Dario Laing	JR-3	Unattached	6.95m	22' 9.75"
12	Devonte Hanson	FR-1	Lake-Sumter State	6.78m	22' 3"
17	Isaiah Burns	JR-3	Southeastern U.	6.44m	21' 1.5"
18	Kruz Jimenez	SO-2	Flagler	6.42m	21' 0.75"
21	Anthony Rodriguez	SR-4	St. Thomas (Fla.)	6.33m	20' 9.25"
23	Tyshone Bolden	SO-2	North Florida	6.23m	20' 5.25"
24	Jerry Speights	FR-1	Thomas (Ga.)	6.20m	20' 4.25"
29	Nelson Lopez	FR-1	Thomas (Ga.)	6.11m	20' 0.5"
31	Aidan Wadsworth	FR-1	Lake-Sumter State	6.01m	19' 8.75"
32	Steff Paul	SO-2	Florida Memorial	5.94m	19' 6"
33	Ian McGrorty	SO-2	Flagler	5.88m	19' 3.5"
	Donta' Williams	SO-2	Brewton-Parker	FOUL	NM

Men's Long Jump Flight 3

PL	NAME	YEAR	TEAM	MARK	ENGLISH
1	Curtis Williams	JR-3	Florida State	7.58m	24' 10.5"

PL	NAME	YEAR	TEAM	MARK	ENGLISH
2	Aaron Nash	JR-3	Embry-Riddle	7.36m +	24' 1.75"
3	Elijah Smith	FR-1	St. Thomas (Fla.)	7.30m * *	23' 11.5"
5	Simphiwe Mashaba	JR-3	Troy	7.07m	23' 2.5"
6	Jaiden Rollins	JR-3	Florida State	7.03m	23' 0.75"
9	Kendell Mosley	SR-4	South Florida	6.91m	22' 8"
10	Kyvon Tatham	JR-3	Florida State	6.88m	22' 7"
11	Braeden Holcombe		Unattached	6.84m	22' 5.25"
13	Kobe Diggs	JR-3	Embry-Riddle	6.69m	21' 11.5"
15	Amarrion Grant	FR-1	Bethune-Cookman	6.52m	21' 4.75"
16	Carlos Moore	SO-2	Bethune-Cookman	6.49m	21' 3.5"
19	Benjamin Lamothe	3	Unattached	6.42m	21' 0.75"
20	Elijah Kellum	FR-1	Bethune-Cookman	6.35m	20' 10"


Men's Triple Jump

Top

PL	NAME	YEAR	TEAM	MARK	CONV
1	Goodness Iredia	JR-3	South Florida	16.26m	53' 4.25"
	15.45 15.85 15.91 16.26 PASS PASS				
2	Kelvin Campbell		Unattached	16.12m	52' 10.75"
	15.14 15.93 15.69 15.81 16.12 PASS				
3	Javon Brown	SR-4	South Florida	15.34m	50' 4"
	15.14 15.08 14.92 15.19 14.83 15.34				
4	Jaylen Burris	FR-1	Voorhees	15.06m * *	49' 5"
	14.76 FOUL FOUL FOUL 15.06 PASS				
5	Javell Brown	SR-4	South Florida	14.99m	49' 2.25"
	FOUL FOUL 14.83 FOUL FOUL 14.99				
6	LaQuan Ellis	SO-2	Florida State	14.92m	48' 11.5"
	14.57 FOUL FOUL 14.03 14.80 14.92				
7	Anthony Rodriguez	SR-4	St. Thomas (Fla.)	14.87m * *	48' 9.5"
	14.87 14.22 14.36 13.68 14.17 14.41				
8	Michael Tatnall		Unattached	14.81m	48' 7.25"
	FOUL 14.81 14.74 FOUL FOUL FOUL				
9	Benjamin Lamothe	3	Unattached	14.76m	48' 5.25"
	14.57 14.45 14.47 14.76 FOUL 14.10				
10	Jayden Louis-Charles	JR-3	Florida State	14.69m	48' 2.5"

PL	NAME	YEAR	TEAM	MARK	CONV
	14.63 FOUL FOUL 14.69 FOUL PASS				
11	Kobe Diggs	JR-3	Embry-Riddle	14.35m	47' 1"
	FOUL 14.35 FOUL				
12	Jayden Burris	FR-1	Voorhees	14.23m	46' 8.25"
	FOUL 14.23 14.08				
13	Jonah McNealey	FR-1	Brewton-Parker	14.15m	46' 5.25"
	FOUL 14.15 FOUL				
14	Carlos Moore	SO-2	Bethune-Cookman	13.68m	44' 10.75"
	13.42 13.68 11.45				
15	Jerry Speights	FR-1	Thomas (Ga.)	13.62m	44' 8.25"
	13.62 FOUL FOUL				
16	Falcon Jalen	FR-1	Warner	13.45m 	44' 1.5"
	FOUL 13.45 12.95				
17	Armond Hopkins	SR-4	Voorhees	13.04m	42' 9.5"
	13.04 12.80 11.57				
18	Kruz Jimenez	SO-2	Flagler	12.69m	41' 7.75"
	12.51 12.69 12.39				
19	Jeremiah Stewart	JR-3	Southeastern U.	12.35m	40' 6.25"
	FOUL 12.35 11.38				
20	Derrick Reid	SR-4	Brewton-Parker	11.35m	37' 3"
	FOUL FOUL 11.35				
	Antonio Caito	JR-3	Embry-Riddle	FOUL	NM
	FOUL FOUL FOUL				

Men's Triple Jump Flight 1

PL	NAME	YEAR	TEAM	MARK	ENGLISH
3	Javon Brown	SR-4	South Florida	15.34m	50' 4"
5	Javell Brown	SR-4	South Florida	14.99m	49' 2.25"
13	Jonah McNealey	FR-1	Brewton-Parker	14.15m	46' 5.25"
15	Jerry Speights	FR-1	Thomas (Ga.)	13.62m	44' 8.25"
16	Falcon Jalen	FR-1	Warner	13.45m 	44' 1.5"
18	Kruz Jimenez	SO-2	Flagler	12.69m	41' 7.75"
19	Jeremiah Stewart	JR-3	Southeastern U.	12.35m	40' 6.25"
20	Derrick Reid	SR-4	Brewton-Parker	11.35m	37' 3"

Men's Triple Jump Flight 2

PL	NAME	YEAR	TEAM	MARK	ENGLISH
1	Goodness Iredia	JR-3	South Florida	16.26m	53' 4.25"
2	Kelvin Campbell		Unattached	16.12m	52' 10.75"
4	Jaylen Burris	FR-1	Voorhees	15.06m * *	49' 5"
6	LaQuan Ellis	SO-2	Florida State	14.92m	48' 11.5"
7	Anthony Rodriguez	SR-4	St. Thomas (Fla.)	14.87m * *	48' 9.5"
8	Michael Tatnall		Unattached	14.81m	48' 7.25"
9	Benjamin Lamothe	3	Unattached	14.76m	48' 5.25"
10	Jayden Louis-Charles	JR-3	Florida State	14.69m	48' 2.5"
11	Kobe Diggs	JR-3	Embry-Riddle	14.35m	47' 1"
12	Jayden Burris	FR-1	Voorhees	14.23m	46' 8.25"
14	Carlos Moore	SO-2	Bethune-Cookman	13.68m	44' 10.75"
17	Armond Hopkins	SR-4	Voorhees	13.04m	42' 9.5"
	Antonio Caito	JR-3	Embry-Riddle	FOUL	NM

Men's Shot Put

Top

PL	NAME	YEAR	TEAM	MARK	CONV
1	Jason Nwosu	JR-3	South Florida	17.73m	58' 2"
	17.73 FOUL 16.66 FOUL FOUL				
2	Altwayne Bedward	JR-3	Troy	17.40m	57' 1"
	16.24 17.40 16.51 FOUL 15.93				
3	Javon Osbourne	JR-3	Troy	16.45m	53' 11.75"
	16.45 FOUL FOUL FOUL FOUL				
4	Aidan Marsh	SO-2	South Florida	14.58m	47' 10"
	14.03 14.51 14.58 13.19 FOUL				
5	Chance Tressler	SO-2	Embry-Riddle	14.25m	46' 9"
	14.01 FOUL FOUL FOUL 14.25 FOUL				
6	Yabaka Moore	JR-3	Brewton-Parker	14.21m	46' 7.5"
	12.63 12.84 14.21 FOUL 13.71 FOUL				
7	William Rothmiller	FR-1	Bethune-Cookman	14.07m	46' 2"
	13.14 14.07 FOUL 11.78 12.40				
8	Jackson Hamilton	FR-1	Florida State	13.51m	44' 4"
	13.49 13.11 13.08 12.96 13.33 13.51				
9	Kedatriss Anderson-Keith	FR-1	Unattached	12.91m	42' 4.25"

PL	NAME	YEAR	TEAM	MARK	CONV
	FOUL 12.91 FOUL FOUL 12.45				
10	Kejar Stanfield	SR-4	St. Thomas (Fla.)	12.75m	41' 10"
	12.75 FOUL 11.56				
11	David Buggs	SO-2	Florida Memorial	12.70m	41' 8"
	FOUL 12.70 12.53				
12	Joshua Dixon	SO-2	Embry-Riddle	12.54m	41' 1.75"
	FOUL 11.27 12.54				
13	Harper Henson	FR-1	Webber	12.44m	40' 9.75"
	11.62 12.44 FOUL				
14	Levi Stewart	FR-1	Embry-Riddle	12.15m	39' 10.5"
	FOUL 11.09 12.15				
15	Jude Daly	SO-2	Flagler	12.09m	39' 8"
	11.17 12.09 10.90				
16	Dontavius Johnson	FR-1	Voorhees	11.93m	39' 1.75"
	FOUL 11.00 11.93				
17	Cody Rand	SR-4	Southeastern U.	11.77m	38' 7.5"
	FOUL FOUL 11.77				
18	Kohlman Greer	SR-4	Brewton-Parker	11.50m	37' 8.75"
	11.50 FOUL 10.42				
19	Malik Brown	SR-4	Brewton-Parker	11.42m	37' 5.75"
	FOUL 11.42 11.20				
20	Michael Holmberg	SO-2	Embry-Riddle	11.07m	36' 4"
	10.80 11.07 10.89				
21	Adam Patrick	SO-2	Brewton-Parker	10.82m	35' 6"
	10.82 10.40 FOUL				
22	Nathan Wyant	SO-2	Embry-Riddle	10.81m	35' 5.75"
	10.81 FOUL 9.99				
23	Jason Rotger	Senior	Unattached	10.79m	35' 5"
	10.73 10.79 FOUL				
24	Ives Cooper	FR-1	Warner	10.58m	34' 8.5"
	10.58 10.18 9.53				
25	Daniel Smith	JR-3	Brewton-Parker	10.54m	34' 7"
	10.17 FOUL 10.54				

PL	NAME	YEAR	TEAM	MARK	CONV
26	Talon Walker	SO-2	Brewton-Parker	10.38m	34' 0.75"
	10.38 10.25 FOUL				
27	Santiago Florez-Tascon Gamero	SO-2	Florida Tech	10.05m	32' 11.75"
	9.39 10.05 9.94				
28	Noah Woodard	SO-2	Brewton-Parker	10.01m	32' 10.25"
	10.01 FOUL FOUL				
29	Nelson Lopez	FR-1	Thomas (Ga.)	9.70m	31' 10"
	9.18 9.14 9.70				
30	Nathan Davis	FR-1	Florida Tech	9.46m	31' 0.5"
	9.46 8.99 9.15				
31	Jeremiah Stewart	JR-3	Southeastern U.	9.24m	30' 3.75"
	9.19 9.01 9.24				
	Jaylan Ramsom	FR-1	Unattached	FOUL	NM
	FOUL FOUL FOUL				

Men's Shot Put Flight 1

PL	NAME	YEAR	TEAM	MARK	ENGLISH
1	Jason Nwosu	JR-3	South Florida	17.73m	58' 2"
9	Kedatriss Anderson-Keith	FR-1	Unattached	12.91m	42' 4.25"
24	Ives Cooper	FR-1	Warner	10.58m	34' 8.5"
26	Talon Walker	SO-2	Brewton-Parker	10.38m	34' 0.75"
27	Santiago Florez-Tascon Gamero	SO-2	Florida Tech	10.05m	32' 11.75"
28	Noah Woodard	SO-2	Brewton-Parker	10.01m	32' 10.25"
29	Nelson Lopez	FR-1	Thomas (Ga.)	9.70m	31' 10"
30	Nathan Davis	FR-1	Florida Tech	9.46m	31' 0.5"
31	Jeremiah Stewart	JR-3	Southeastern U.	9.24m	30' 3.75"
	Jaylan Ramsom	FR-1	Unattached	FOUL	NM

Men's Shot Put Flight 2

PL	NAME	YEAR	TEAM	MARK	ENGLISH
7	William Rothmiller	FR-1	Bethune-Cookman	14.07m	46' 2"
10	Kejar Stanfield	SR-4	St. Thomas (Fla.)	12.75m	41' 10"
13	Harper Henson	FR-1	Webber	12.44m	40' 9.75"
14	Levi Stewart	FR-1	Embry-Riddle	12.15m	39' 10.5"
16	Dontavius Johnson	FR-1	Voorhees	11.93m	39' 1.75"

PL	NAME	YEAR	TEAM	MARK	ENGLISH
18	Kohlman Greer	SR-4	Brewton-Parker	11.50m	37' 8.75"
20	Michael Holmberg	SO-2	Embry-Riddle	11.07m	36' 4"
21	Adam Patrick	SO-2	Brewton-Parker	10.82m	35' 6"
22	Nathan Wyant	SO-2	Embry-Riddle	10.81m	35' 5.75"
23	Jason Rotger	Senior	Unattached	10.79m	35' 5"
25	Daniel Smith	JR-3	Brewton-Parker	10.54m	34' 7"

Men's Shot Put Flight 3

PL	NAME	YEAR	TEAM	MARK	ENGLISH
2	Altwayne Bedward	JR-3	Troy	17.40m	57' 1"
3	Javon Osbourne	JR-3	Troy	16.45m	53' 11.75"
4	Aidan Marsh	SO-2	South Florida	14.58m	47' 10"
5	Chance Tressler	SO-2	Embry-Riddle	14.25m	46' 9"
6	Yabaka Moore	JR-3	Brewton-Parker	14.21m	46' 7.5"
8	Jackson Hamilton	FR-1	Florida State	13.51m	44' 4"
11	David Buggs	SO-2	Florida Memorial	12.70m	41' 8"
12	Joshua Dixon	SO-2	Embry-Riddle	12.54m	41' 1.75"
15	Jude Daly	SO-2	Flagler	12.09m	39' 8"
17	Cody Rand	SR-4	Southeastern U.	11.77m	38' 7.5"
19	Malik Brown	SR-4	Brewton-Parker	11.42m	37' 5.75"

Men's Weight Throw

Top

PL	NAME	YEAR	TEAM	MARK	CONV
1	Austin Kleinman	SR-4	Florida State	17.96m	58' 11.25"
	17.66 17.71 17.73 17.59 17.86 17.96				
2	Cooper Crowell	SO-2	Florida State	17.79m	58' 4.5"
	16.33 17.12 FOUL 16.25 16.38 17.79				
3	Jason Nwosu	JR-3	South Florida	17.43m	57' 2.25"
	16.67 FOUL FOUL 17.43 FOUL 17.43				
4	Jordan Riche	JR-3	Bethune-Cookman	17.19m	56' 4.75"
	16.45 16.48 17.19 FOUL FOUL FOUL				
5	Jackson Hamilton	FR-1	Florida State	16.21m	53' 2.25"
	15.14 15.35 15.66 16.21 FOUL FOUL				
6	Derrick Goll	FR-1	Troy	15.86m	52' 0.5"
	15.68 15.86 FOUL FOUL 15.16 15.81				
7	Chance Tressler	SO-2	Embry-Riddle	15.58m	51' 1.5"

PL	NAME	YEAR	TEAM	MARK	CONV
	15.21 14.39 FOUL 14.83 15.44 15.58				
8	Luis Castaneda	FR-1	Bethune-Cookman	14.06m	46' 1.5"
	12.95 13.21 14.06 FOUL 13.27 13.86				
9	Cody Rand	SR-4	Southeastern U.	14.02m	46' 0"
	FOUL 12.02 14.02 FOUL 13.20 13.60				
10	Tristan Wheaton	SO-2	Embry-Riddle	13.65m	44' 9.5"
	13.42 13.65 13.58				
11	Kohlman Greer	SR-4	Brewton-Parker	13.58m	44' 6.75"
	12.82 13.12 13.58				
12	Daniel Smith	JR-3	Brewton-Parker	13.52m	44' 4.25"
	FOUL FOUL 13.52				
13	Kejar Stanfield	SR-4	St. Thomas (Fla.)	12.86m	42' 2.25"
	12.86 11.71 10.90				
14	Anton Holland	FR-1	Bethune-Cookman	12.86m	42' 2.25"
	12.86 FOUL FOUL				
15	Joshua Dixon	SO-2	Embry-Riddle	12.64m	41' 5.75"
	FOUL 12.64 FOUL				
16	Malik Brown	SR-4	Brewton-Parker	12.26m	40' 2.75"
	12.11 FOUL 12.26				
17	Zach Anis	FR-1	St. Thomas (Fla.)	11.92m	39' 1.25"
	FOUL 10.98 11.92				
18	Harper Henson	FR-1	Webber	10.42m	34' 2.25"
	10.32 9.64 10.42				
19	Levi Stewart	FR-1	Embry-Riddle	10.41m	34' 2"
	10.41 FOUL FOUL				
20	Noah Woodard	SO-2	Brewton-Parker	9.97m	32' 8.5"
	9.97 FOUL FOUL				
	Yabaka Moore	JR-3	Brewton-Parker	FOUL	NM
	FOUL FOUL FOUL				
	Adam Patrick	SO-2	Brewton-Parker	FOUL	NM
	FOUL FOUL FOUL				
	Aidan Marsh	SO-2	South Florida	FOUL	NM
	FOUL FOUL FOUL				

Men's Weight Throw Flight 1

PL	NAME	YEAR	TEAM	MARK	ENGLISH
3	Jason Nwosu	JR-3	South Florida	17.43m	57' 2.25"
8	Luis Castaneda	FR-1	Bethune-Cookman	14.06m	46' 1.5"
13	Kejar Stanfield	SR-4	St. Thomas (Fla.)	12.86m	42' 2.25"
14	Anton Holland	FR-1	Bethune-Cookman	12.86m	42' 2.25"
18	Harper Henson	FR-1	Webber	10.42m	34' 2.25"
19	Levi Stewart	FR-1	Embry-Riddle	10.41m	34' 2"
20	Noah Woodard	SO-2	Brewton-Parker	9.97m	32' 8.5"
	Adam Patrick	SO-2	Brewton-Parker	FOUL	NM
	Aidan Marsh	SO-2	South Florida	FOUL	NM

Men's Weight Throw Flight 2

PL	NAME	YEAR	TEAM	MARK	ENGLISH
1	Austin Kleinman	SR-4	Florida State	17.96m	58' 11.25"
2	Cooper Crowell	SO-2	Florida State	17.79m	58' 4.5"
4	Jordan Riche	JR-3	Bethune-Cookman	17.19m	56' 4.75"
5	Jackson Hamilton	FR-1	Florida State	16.21m	53' 2.25"
6	Derrick Goll	FR-1	Troy	15.86m	52' 0.5"
7	Chance Tressler	SO-2	Embry-Riddle	15.58m	51' 1.5"
9	Cody Rand	SR-4	Southeastern U.	14.02m	46' 0"
10	Tristan Wheaton	SO-2	Embry-Riddle	13.65m	44' 9.5"
11	Kohlman Greer	SR-4	Brewton-Parker	13.58m	44' 6.75"
12	Daniel Smith	JR-3	Brewton-Parker	13.52m	44' 4.25"
15	Joshua Dixon	SO-2	Embry-Riddle	12.64m	41' 5.75"
16	Malik Brown	SR-4	Brewton-Parker	12.26m	40' 2.75"
17	Zach Anis	FR-1	St. Thomas (Fla.)	11.92m	39' 1.25"
	Yabaka Moore	JR-3	Brewton-Parker	FOUL	NM