

**FSU MEN'S GOLF**

# **Folds of Honor Collegiate**

**September 9-11, 2024 • Grand Haven, Michigan**

**FINAL STATISTICS**

# Folds of Honor Collegiate

American Dunes GC - Grand Haven - MI -  
 Grand Haven, MI  
 Hosted By: Michigan State



NCAA Division I (Men)  
 Sep 9 - Sep 11, 2024

Scoring

Team Leaderboard

\* Divisional points displayed on team screens

Score  Stroke

#	+/-	TEAM	TOTAL	THRU	RD1	RD2	RD3	PTS📍
1	-	Alabama	840	F	275	288	277	-
2	-	Illinois	847	F	286	278	283	-
3	2 ▲	Texas	855	F	287	286	282	-
4	-	Michigan State	861	F	287	284	290	-
5	2 ▼	Notre Dame	863	F	287	283	293	-
6	-	Florida State	872	F	295	290	287	-
7	-	The Ohio State	875	F	295	291	289	-
8	1 ▼	Kansas	878	F	303	283	292	-
9	-	Kentucky	880	F	298	290	292	-
10	1 ▼	Arkansas	889	F	303	285	301	-
11	-	Grand Valley State	892	F	293	305	294	*
12	-	Navy	901	F	299	304	298	-
13	-	Army West Point	912	F	318	293	301	-
14	1 ▲	Arkansas-Pine Bluff	924	F	309	318	297	-
15	1 ▼	Air Force	929	F	310	309	310	-

# Folds of Honor Collegiate

American Dunes GC - Grand Haven - MI -  
Grand Haven, MI  
Hosted By: Michigan State



NCAA Division I (Men)  
Sep 9 - Sep 11, 2024























































## Scoring























































## Player Leaderboard



\* Divisional points displayed on player screens

Score  Stroke

#	+/-	PLAYER	TEAM	TOTAL	THRU	RD1	RD2	RD3	PTS <sup>Ⓜ</sup>
1	-	Dominic Clemons	Alabama	204	F	69	66	69	-
2	3 ▲	Tommy Morrison	Texas	205	F	70	70	65	-
3	2 ▲	Jackson Buchanan	Illinois	206	F	70	70	66	-
4	-	Jacob Modleski	Notre Dame	207	F	71	67	69	-
4	2 ▼	Ashton McCulloch	Michigan State	207	F	67	69	71	-
6	1 ▼	Christiaan Maas	Texas	209	F	70	70	69	-
7	3 ▲	Jack Mitchell	Alabama	211	F	64	77	70	-
7	4 ▼	Jonathan Griz	Alabama	211	F	69	68	74	-
9	4 ▼	Max Herendeen	Illinois	213	F	73	67	73	-
10	4 ▲	John Heckel Jr.	Army West Point	214	F	75	68	71	-
10	-	Trey Marrion	Illinois	214	F	71	70	73	-
12	2 ▲	Tyler Sabo	The Ohio State	215	F	71	72	72	-
12	11 ▲	Jack Vojtko	The Ohio State	215	F	75	71	69	-
14	9 ▼	Drew Coble	Grand Valley State	216	F	69	71	76	*
14	6 ▲	Gunnar Broin	Kansas	216	F	73	72	71	-
16	31 ▲	Jones Free	Alabama	217	F	73	80	64	-
16	7 ▲	Jansen Preston	Kentucky	217	F	75	71	71	-
16	3 ▼	Chip Deegan	Navy	217	F	72	70	75	-
19	14 ▲	Carson Brewer	Florida State	218	F	78	70	70	-
19	1 ▲	Ethan Wilson	Illinois	218	F	74	71	73	-

#	+/-	PLAYER	TEAM	TOTAL	THRU	RD1	RD2	RD3	
19	1 ▲	 Jack Schoenberger	 Kentucky	218	F	73	72	73	-
19	5 ▼	 Caleb Bond	 Michigan State	218	F	73	70	75	-
23	10 ▲	 Michael Mays	 Florida State	219	F	71	77	71	-
23	13 ▼	 Rocco Salvitti	 Notre Dame	219	F	69	72	78	-
23	10 ▲	 Ryan Voois	 Illinois	219	F	72	76	71	-
26	3 ▼	 Noah Holtzman	 Kansas	220	F	74	72	74	-
26	3 ▼	 Jack Bigham	 Florida State	220	F	74	72	74	-
26	9 ▼	 Matthis Lefevre	 Arkansas	220	F	77	67	76	-
26	3 ▼	 Nate Stevens	 Notre Dame	220	F	73	73	74	-
30	-	 Christopher Bagnall	 Notre Dame	221	F	74	73	74	-
30	7 ▲	 Gray Albright	 Florida State	221	F	78	71	72	-
30	7 ▼	 Vaughn Harber	 The Ohio State	221	F	74	72	75	-
30	13 ▼	 Jack Gilbert	 Texas	221	F	71	73	77	-
34	11 ▼	 Gerardo Gomez	 Arkansas	222	F	73	73	76	-
34	1 ▼	 Solomon Petrie	 Kentucky	222	F	74	74	74	-
34	3 ▲	 Luke Potter	 Texas	222	F	76	73	73	-
37	7 ▼	 Maximilian Jelinek	 Kansas	223	F	78	69	76	-
37	7 ▼	 Mike Qiu	 Notre Dame	223	F	76	71	76	-
37	4 ▲	 Julian Menser	 Michigan State	223	F	73	77	73	-
37	-	 Thomas Curry	 Arkansas	223	F	75	74	74	-
41	24 ▼	 Lorenzo Pinili	 Michigan State	224	F	74	70	80	-
42	1 ▲	 Tyson Sparks	 Army West Point	225	F	79	72	74	-
42	5 ▼	 Gavin Clutts	 Kentucky	225	F	76	73	76	-
42	1 ▼	 Erich Fortlage	 Arkansas	225	F	78	72	75	-
45	14 ▲	 Juan Velasquez	 Michigan State	227	F	81	75	71	-
45	20 ▲	 Bryce Wheeler	 Grand Valley State	227	F	74	83	70	*
45	2 ▲	 Luke Honner	 Kansas	227	F	78	75	74	-

#	+/-	PLAYER	TEAM	TOTAL	THRU	RD1	RD2	RD3	
45	7 ▲	 Jules De Reu	 Arkansas-Pine Bluff	227	F	73	81	73	-
45	7 ▲	 Charlie Cooley	 Grand Valley State	227	F	78	76	73	*
45	1 ▼	 Jacob Tarkany	 The Ohio State	227	F	75	77	75	-
51	1 ▲	 Tyler Weaver	 Florida State	228	F	72	82	74	-
51	5 ▲	 Joe Wilson IV	 The Ohio State	228	F	79	76	73	-
51	4 ▼	 Eli Huntington	 Air Force	228	F	79	74	75	-
54	5 ▲	 Benjamin Valdez	 Navy	229	F	78	78	73	-
55	11 ▼	 Andrew Gwilliams	 Grand Valley State	230	F	75	77	78	*
55	11 ▼	 Mark Stockdale	 Arkansas	230	F	79	73	78	-
55	4 ▲	 Timur Alalin	 Arkansas-Pine Bluff	230	F	79	77	74	-
55	1 ▲	 Ben Delarosa	 Texas	230	F	79	76	75	-
55	8 ▼	 Nicholas Gross	 Alabama	230	F	76	77	77	-
60	1 ▼	 Cameron Kahle	 Air Force	231	F	77	79	75	-
60	1 ▼	 Manuel Cue	 Grand Valley State	231	F	75	81	75	*
60	5 ▲	 Jackson Klutznick	 Kentucky	231	F	82	75	74	-
63	11 ▼	 Jack Tarzy	 Navy	232	F	74	80	78	-
63	2 ▲	 Jose Berenguel	 Arkansas-Pine Bluff	232	F	79	78	75	-
65	4 ▲	 Ed Scott	 Navy	233	F	83	78	72	-
66	19 ▼	 Danny Auffant	 Navy	234	F	75	78	81	-
67	8 ▼	 Ted Davenport	 Air Force	237	F	78	78	81	-
67	2 ▲	 Dragon Theam	 Army West Point	237	F	86	75	76	-
67	5 ▲	 Angel Soria	 Arkansas-Pine Bluff	237	F	80	82	75	-
70	2 ▼	 Carson Baker	 Air Force	238	F	81	78	79	-
70	14 ▼	 Eric Liveringhouse	 Air Force	238	F	76	79	83	-
72	3 ▼	 Lake Kim	 Army West Point	241	F	79	82	80	-
73	-	 Drew Jeffords	 Army West Point	244	F	85	78	81	-
74	1 ▼	 Juan Marquez	 Arkansas-Pine Bluff	247	F	78	85	84	-

#	+/-	PLAYER	TEAM	TOTAL	THRU	RD1	RD2	RD3	
75	-	 William King	 Kansas	143	F	0	70	73	-