



**2025 Florida State
Softball
History & Records**

TABLE OF CONTENTS



2025 Florida State Softball

Table of Contents.....	1
This is FSU: Tradition.....	2
This is FSU: Community/Academics.....	3
This is FSU: Facilities.....	4
This is FSU: Softball Coaches Club.....	5
#FSACC (Five Core Values).....	6
2018 National Champions.....	7
2021 National Runner Up.....	8
2023 National Runner Up.....	9
Play For Those Who Can't.....	10
1981 & 1982 National Champions.....	11
Dr. JoAnne Graf.....	12
2014 WCWS Team.....	13
2025 Softball Quick Facts.....	14
2025 Roster.....	15

Student-Athletes

Hallie Wacaser.....	16
Addie DeLong.....	17
Isa Torres.....	18
Jahni Kerr.....	19-20
Angelee Bueno.....	21
Shelby Mckenzie.....	22
Mimi Gooden.....	23
Ashtyn Danley.....	24-25
Amaya Ross.....	26-27
Julia Apsel.....	28-29
Annie Potter.....	30
Kennedy Harp.....	31
Madi Frey.....	32
Krystina Hartley.....	33
Makenna Reid.....	34-35
Jazy Franick.....	36
Jaysoni Beachum.....	37-38
Isabella Ruggiero.....	39
Michaela Edenfield.....	40-41
Annabelle Widra.....	42-43
Katie Dack.....	44-45

Coaching Staff

Head Coach Lonni Alameda.....	46-49
Assistant Coach Travis Wilson.....	50-52
Assistant Coach Troy Cameron.....	53-54
Assistant Coach Kaleigh Rafter.....	55-54
Player Performance Director Ellie Cooper.....	55
Softball Support Staff.....	56

2024 Review

2024 Final Statistics.....	57
2024 Team Game Highs.....	58
Last Time It Happened.....	59

History of the Program

National Players of the Year.....	60
Gold Glove Winners.....	61
NFCA All-Americans.....	62
Honors and Awards.....	63-67
All-Time Letterwinners.....	68
Pro & International Players.....	69

Results & Records

Team & Individual Records.....	70
All-Time Top 10.....	71
White Ball Era Records.....	72
Single Season Top 10.....	73
NCAA Tournament/WCWS Records.....	74
Streaks.....	75
All-time Records vs. NFCA Top 10.....	76
All-Time No Hitters/Perfect Games.....	77
Yearly Leaders.....	78-80
Yearly Team Statistics.....	81-82
All-Time ACC Tournament Results.....	83
All-Time NCAA Tournament Results.....	84
Year By Year Results.....	85-96
Series Records.....	97-106

Florida State Information

University Administration.....	107
Athletics Information.....	108
Media Information.....	109
2025 Team Photo Roster.....	110

CREDITS

The 2025 Florida State Softball Almanac is a publication of the FSU Sports Information Office. Written and edited by Tim Hofmann. Page layout by Tim Hofmann. Featured photographers: Ryals Lee, Emily Boden, Evan Eisenstark, Cody Roper, Maury Neipris, NCAAPhotos, Phil Kelly, Larry Novey, Perrone Ford, Colin Abbey, Don Juan Moore and Ross Obley.



THIS IS FLORIDA STATE SOFTBALL

A WORLD-CLASS PROGRAM BUILT ON TRADITION



Florida State has been a mainstay in the collegiate softball scene since being one of the pioneer programs of the sport in 1978. Over the last 45 years, the Seminole program has done its part to help grow the game exponentially in that time span by churning out numerous All-America players, staffing quality coaches and stringing together many impressive seasons, including 12 trips to the Women's College World Series including a National Championship in 2018 and the 1981 & 1982 AIAW National Championships.

With the 2025 season marking head coach Lonni Alameda's 17th as the Seminole skipper, the direction of the program remains on the right path. 40-win seasons continue to be a staple of the program, with 40 in the program's 46 years, including 21 50-win seasons. NCAA Championship appearances are always expected, with the Seminoles being one of just nine schools to make an NCAA Regional in every year since 2000.

Historically, there are not many programs that can match the numbers put up by Florida State: 19 Atlantic Coast Conference titles, 12 NCAA Women's College World Series appearances, one NCAA national championship, two AIAW national titles, 37 All-Americans with 57 total All-America honors and 36 NCAA Championship appearances.

Being a Florida State softball student-athlete does not mean the sole focus is just on the field. Joining the program puts you in an instantaneous family that is fostered by a fun-loving coaching staff that brings out the best in each player through team-building activities.

In addition to the years of tradition etched in the Florida State softball program, the concept of team never holds a greater meaning than for those dressed in Garnet and Gold. Led by Alameda's fun yet focused approach, Florida State softball student-athletes leave their careers with life-long memories.

THIS IS FLORIDA STATE SOFTBALL

COMMUNITY AND ACADEMIC PRIORITIES



Community and Academic Success

- The Seminoles recorded a 100 percent participation rate in a variety of activities, including Literacy Week, National Student-Athlete Day, Miracle League Softball, as well as meeting with cancer patients at Tallahassee Memorial Healthcare.
- The Noles also "adopted" Madison Marshall in 2016 through a partnership with the Friends of Jaclyn Foundation. The 16-year old from Clarksville, Fla., found out she had brain cancer in 2015.
- Florida State Softball also "adopted" Hayden Stone in 2019 through the Friends of Jaclyn Foundation, after hearing about her recent diagnosis with a soft-tissue cancer.
- Last season, the Seminoles "adopted" Ella from Team Impact after hearing about her battle with autism.
- In 2024, the Seminoles "adopted" Bailey Silverman and made her the 23rd member of the Seminole Softball team.
- FSU earned the Athletic Director's Cup For Service award in 2014, 2015 and 2018, given to the program with the highest amount of community service hours per student-athlete.
- The program carries several All-ACC Academic Honor Roll students, All-ACC Academic team members, postgraduate scholarship winners, CoSIDA/ESPN All-District and All-American performers.
- In 2024, FSU put a program record 15 athletes on the All-ACC Academic Team. Jaysoni Beachum, Autumn Belviy, Angelee Bueno, Ashtyn Danley, Devyn Flaherty, Madi Frey, Kennedy Harp, Jahni Kerr, Kaley Mudge, Annie Potter, Amaya Ross, Allison Royalty, Isa Torres, Hallie Wacaser and Emma Wilson were all named to the team. FSU also had the program's highest fall GPA in the fall of 2024. Kaley Mudge and Devyn Flaherty were also named CSC Academic All-Americans following the 2024 season.
- Florida State has been recognized three times in the last nine years with the ACC Scholar-Athlete of the Year award for success both on and off the field - Kelly Hensley (2013), Alex Powers (2017) and Kylee Hanson (2018).
- Tessa Daniels earned the NCAA's Elite 90 Award in 2018 for holding the highest GPA of any student-athlete at the Women's College World Series.



THIS IS FLORIDA STATE SOFTBALL

FACILITIES SECOND TO NONE



The Seminole Softball Complex

• Known as one of NCAA softball's best atmospheres, JoAnne Graf Field at the Seminole Softball Complex is a modernized athletic facility that caters quite well to student-athletes, coaches and fans. Since opening in 1999, Florida State has enjoyed the benefits of playing on their home field. The Seminoles have recorded 609 victories in their 22 years at JoAnne Graf Field.

• The complex's unique design was featured in Athletic Business Magazine's 2002 Architectural Showcase. Approaching nearly 12,000 square feet, the FSU Softball batting facility is functional, unique and aesthetically pleasing. The facility, which was awarded the 2011 AIA Tallahassee Chapter Design Achievement Honor Award, is endorsed for its combination of external features, comfortable nature and multiple purposes within the sport of softball.

• The near million dollar facility that was spear-headed by architects Lewis + Whitlock is a beacon for future player development, while providing safety from inclement weather. The updated batting cage facility allows for training in any kind of weather or environment. There are three batting cages and three bullpen slots on the ground floor, while the second floor is an open space with artificial turf that can be used in multiple ways.

• In 2015, FSU finished remodeling the lower level of the Price Family Building, complete with an all-new locker room, as well as an updated training room with brand new contrast baths.

- In 2020, a new shade structure was installed over the chairback seats to shield the fans from the elements. Over \$1.8 million was raised from donors for the project to continue to improve the fan experience and create a true home-field advantage for the Seminoles.

• Before the start of the 2023 season, JoAnne Graf Field got a new facelift with the addition of a new video board and turf in foul play in the infield. The biggest of the projects were the additions of the premium seating above the right field line and new seating along the berm in left field. In the premium seating in right field, fans now have their own food and beverage stations as well as their own separate bathrooms. Fans will get a great seat to the action with the overhang seating that puts you right near the action in right field. Along the left field line, fans will no longer have to sit on the berm and can now set their own chair on a platform-right in front of a drink ledge to provide a better viewing experience.

THIS IS FLORIDA STATE SOFTBALL

SOFTBALL COACHES CLUB



FSU Softball Coaches Club

• The Seminole Boosters Coaches Clubs provides alumni and fans of Florida State Athletics an exclusive opportunity to direct their financial support to the head coach and team of their choice. Every dollar given to the Softball Coaches Club is immediately directed to the program of your designation in order to provide funds for urgent needs not covered in the team's annual budget.

• As our way of saying thank you for supporting our programs and becoming a member of the Coaches Clubs, we make a simple promise: We are here to serve our teams and serve the members that support them. In addition, we also offer several benefits depending on the sport and donation level.

The 2025 events for the Softball Coaches Club and Alumni are:

- First Pitch Party - Feb. 1
- Fan Day - Feb. 2
- Dugout Club Classic - Feb. 27-Mar. 1
- Legacy and Legends Weekend - March 14-16
- Player's Weekend - April 4-6
- Senior Send-Off - Apr. 18-20

• If you have any questions about joining the Coaches Club or would like some more information on membership, visit boosters.fsu.edu. Fans can also become a member of our Locker Room Legacy. You can also find more information on how to join at boosters.fsu.edu.



#FSACC

FIVE CORE VALUES OF FLORIDA STATE SOFTBALL

F

FAMILY - When you play softball at Florida State, you don't just play for a team, you play for a family. Each person cares for their teammates as if they were a sister, committing to each other through thick and thin. As members of an extended softball family, each one motivates the other and enjoys seeing them succeed. When issues arise, communication is key and allows for a loving relationship that creates a bond that results in an entire team of student-athletes fighting for each other, both on and off the field to be the best they can be.

S

SMART - Being smart, in a wide variety of disciplines, is a cornerstone of the Florida State softball program. In school, it allows you to achieve a degree and plan for a future after softball. At practice, it means training with a purpose, honing your skills and gaining experience by not just going through the motions. In the game, it means having a plan at plate offensively or a pitching and defensive shift plan for opposing hitters based on various scouting reports. Off the field, it means making wise decisions with time management and other activities to be able to be at your best.

A

AGGRESSIVE - You aren't just given things in life, you must aggressively pursue your dreams in order to achieve them. Being aggressive means taking that extra base on a ball in the gap, stealing second when you need to get a runner into scoring position, heading to your teacher's office hours to talk about things you may not have understood in class, going after a hitter with your best pitch in the best location and challenging yourself to become the best you can be because you are passionate about helping the team succeed.

C

COMPETITIVE - A team-based sport is one of the most competitive dynamic there is in life. To be successful, you need to be competitive in many areas. We strive to be competitive on the field, winning individual games, along with conference and national championships. We are competitive with each other on the team, knowing that we make each other better as each one raises their level of skill and accomplishments. We are also competitive off the field, in the classroom and in the workforce as there are many who would seek to be where we are, but only few will attain it.

C

COMMITTED - The previous four core values mean nothing unless everyone is committed to it. Obstacles and challenges will come up. Losses on the field and issues off of it will occur and cause problems that will need to be addressed. But when we are committed - to each other, to the team, to the goals that have been set - very little can disrupt our goals and pursuits. A unified force with a united passion is very difficult to stop and our commitment to the vision and the process will enable us to be successful.

2018 NCAA NATIONAL CHAMPIONSHIP

National Champion.

For a storied program that had reached the Women's College World Series nine times before, had three different National Players of the Year and was led by NFCA Hall of Fame Coach JoAnne Graf who was the first in NCAA history to win 1,400 games, the last accomplishment was finally secured on June 5, 2018 as Florida State earned the NCAA National Championship with a 8-3 win over Washington.

The Seminoles (58-12) received a gutsy performance from Meghan King in the circle and weathered an early deficit in the come-from-behind victory over the Huskies (52-10).

The victory exemplified the "Cardiac Kids" persona that the team took on throughout the ACC and NCAA postseason as the Seminoles became just the third team in NCAA history to lose their first game of the WCWS and come all the way back through the loser's bracket to win



the title, joining Texas A&M (1983) and UCLA (2003).

After falling to No. 3 UCLA, 7-4, in its opening game, Florida State stormed back through the loser's bracket, taking down No. 7 Georgia (7-2), No. 1 Oregon (4-1) and a pair of victories over No. 3 UCLA (3-1 and 12-6) to clinch a spot in the WCWS Championship Series for the first time in program history.

In game one of the finals against Washington, it was a pitcher's duel between FSU's Meghan King and UW's Gabbie Plain and the lone run of the night came on a solo home run by Anna Shelnutt in the top of the sixth inning.

Jessie Warren's heroics at third base stopped the Huskies' comeback hopes as, after a leadoff single, Warren dove in front of the plate to catch a sacrifice bunt attempt and throw to first for a double play. The play was featured on Sportscenter and earned Warren a spot among the nominees for the 2018 ESPY for Best Play.

King was back in the circle for the final and Washington tallied three quick runs after uncharacteristic errors and miscues allowed the Huskies to take an early lead. Shelnutt again sparked the Seminole offense with a two-run home run in the bottom of the first and home runs by Warren and Elizabeth Mason later in the game pushed the FSU lead out to 8-3.

King retired 11 batters in a row until getting out of a bases-loaded jam in the fourth inning, and shut down Washington the rest of the game, allowing just one runner to reach base over the final three innings as the Seminoles secured their first national title.

Jessie Warren was named the WCWS Most Outstanding Player and was joined on the WCWS All-Tournament Team by Meghan King, Anna Shelnutt, Elizabeth Mason and Sydney Sherrill.

It was the 16th National Championship for Florida State, the third for softball and the first in the fastpitch era as the Noles earned AIAW titles in slowpitch in 1981 and 1982.

As a team, Florida State set the WCWS record with 15 stolen bases in the tournament, and matched the record for most wins (6), while etching their name in the Top 5 of 15 different WCWS categories, including doubles (12 - second), runs scored (39 - third), home runs (10 - third) and RBI (37 - third).

Individually, Dani Morgan posted a WCWS record with seven stolen bases and Jessie Warren tied the all-time WCWS mark with 13 hits. Overall, seven different Seminoles now rank in the Top 5 all-time in WCWS history in 15 different categories, including Sydney Sherrill's seven two-out RBI ranks second and Zoe Casas's three doubles and Elizabeth Mason's nine RBI both are tied for fourth.

The Seminoles closed out the 2018 season on the top of the mountain, playing softball the only way they knew how - with fun and joy and love for each other.





2021 NATIONAL RUNNER UP


A run that will never be forgotten.

Still feeling the effects of the season being shut down to COVID-19 the year prior, the Florida State Seminoles went on a magical postseason run to return to the National Championship game.

After falling short in the ACC Tournament Semifinals, the Seminoles rolled through the Tallahassee Regional, going a perfect 3-0 and allowing just two runs.

This created a Super Regional matchup with No. 7 LSU in Baton Rouge, La. In the first game of the Super Regional, Kathryn Sandercock pitched a complete game shutout to blank the Tigers. Cassidy Davis's sacrifice fly in the sixth inning allowed the Noles to take the lead and hold on to it.

Game two of the Super Regional was an instant classic that got sent



into extra innings. Trailing 2-0 heading into the sixth inning, the Noles pushed one run across to cut the lead in half heading into the seventh. Devyn Flaherty scored on a passed ball in the bottom of the seventh to tie the game to send it into extra innings.

The Tigers took the lead again in the top of the eighth inning but a solo home run by Elizabeth Mason sent the game into the ninth inning. With runners on first and second in the bottom of the ninth, Kiersten Landers hit one down the left field line to send the Noles to the Women's College World Series once again.

Much like in 2018, the Seminoles lost to UCLA in the first game of the Women's College World Series and would have to fight back through the loser's bracket.


In the elimination game against Arizona, the Seminoles used another fierce comeback, scoring four runs in the final two innings to beat Arizona. Cassidy Davis's sacrifice fly in the bottom of the seventh kept the Noles alive.

The Noles defeated No. 5 Oklahoma State later that night and won two straight games against No. 3 Alabama to send them to their second championship series.

The Seminoles won game one of the championship series but ultimately dropped the final two games against No. 1 Oklahoma.

The Seminoles had four super seniors who returned for an extra year due to COVID-19. Cassidy Davis, Anna Shelnett, Dani Morgan and Elizabeth Mason were all a part of the 2018 National Championship team and were vital to this postseason run.

"I'm so happy for them to be able to end their career here. I can't tell you how many senior conversations we had over the journey of this season," Head Coach Lonni Alameda said. "How can we share it with the vision of where we want to go not only through story, but through the way that we do things, the ups and downs. This is a really trying year. It was a really trying year as a coaching staff, as players, and it wasn't just this season,"




2023 NATIONAL RUNNER UP

For the second time in three years, the Seminoles returned to the Championship series, but the WCWS run of 2023 was unlike any of FSU's previous 11 trips to Oklahoma City.

After a shocking exit in the regional in 2022, the Seminoles were ready to prove that they belong at the top of college softball. Facing one of the toughest schedules in the country that featured 20 regular season games against ranked opponents, 19 of which were away from Tallahassee, FSU found themselves with a 21-6 record and losing three out of four games against Oklahoma State and Oklahoma. The Seminoles then went on a historic run winning 33 out of the next 35 games to clinch the ACC Regular Season Championship and the ACC Tournament Championship.

After defeating Marist and UCF in the first two games of the Tallahassee Regional, FSU found themselves in a similar situation as 2022 as they fell 4-0 to South Carolina to force a winner-take-all game. Kathryn




Sandercock delivered and threw FSU's first postseason perfect game to advance FSU to the Super Regional.

FSU hosted Georgia and dominated the series with wins of 8-1 and 4-2 to send the Seminoles to Oklahoma City for the 12th time in school history.

For the first time in school history, FSU started 3-0 in Oklahoma City outscoring Oklahoma State, Washington and Tennessee 16-2 in the three games to advance FSU to the Championship Series.

The Seminoles would once again face Oklahoma who came holding a 51-game winning streak. Oklahoma outlasted FSU in the Championship Series in two games.

The 2023 WCWS teams was filled with some spectacular moments. Against Washington, Josie Muffley leaped in the air at shortstop to make a game-saving catch which turned into a double play to end the game to send FSU into the National Semifinal.



Against Tennessee, some unsung heroes stepped up as both Bethaney Keen and Hallie Wacaser hit home runs to give FSU a 5-1 win. It was Keen's first home run as a Seminoles and was just Wacaser's third home run of the season.

Kaley Mudge had one of the best catches you'll ever see in college softball in the first game against Oklahoma. Looking like the Sooners were going to end the game with a three-run home run, Mudge leaped and put her glove right over the fence to make the play and extend the game.

Florida State ended the season with a 58-11 record and were crowned ACC Regular Season and Tournament Champions. 2023 was the 19th time FSU has won the ACC Tournament Championship and the 14th time they had won the ACC Regular Season Championship.





“PLAY FOR THOSE WHO CAN’T”

One of the foundational principles that Florida State softball is built on is, “Play for those who can’t.” The Seminoles have displayed that throughout the years, including recently with people like Taylor Foster, Madison Marshall, Hayden Stone and Monk Bonasorte.

Taylor Foster became part of the FSU family in 2013 through a connection with the ACC, and despite growing up in North Carolina, dreamed of playing softball for the Seminoles. Foster was diagnosed with bone cancer in at the age of 13 and her passion and enthusiasm in the face of such adversity never faltered. The Noles would routinely stop by to see Taylor and her family when playing NC area schools and the players and coaches would often keep touch via calls, texts and video chats. After her passing in April of 2014, an annual memorial tournament and camp was started and organized by FSU softball players, coaches and support staff for youth in North Carolina to share Taylor’s passion for the game and tell of her legacy.

In 2016, and through a partnership with The Friends of Jaclyn Foundation, FSU softball adopted Madison Marshall who had been diagnosed with a brain tumor in 2014 at the age of 14. The Friends of Jaclyn Foundation was created in 2005 and pairs children with pediatric brain tumors with collegiate sports teams, as they have seen the symbiotic relationships that are formed help both the child going through such a difficult situation, but also the teams that are able to come along side a family and help them fight and learn a new appreciation and perspective on life.

In 2019, again in partnership with the Friends of Jaclyn Foundation, the Seminoles adopted Hayden Stone, who had been diagnosed with a soft tissue cancer and lives in Tallahassee. Hayden and her family come to nearly every home game and during the 2019 season, the FSU players drew smiley faces on their necks in honor of Hayden as a way for her reduce the stigma of a scar on her neck. The Seminoles adopted Bailey Silverman this season to make her the 23rd member of the Seminole Softball team with Hayden in attendance

Monk Bonasorte, one of the main FSU athletic administrators responsible for hiring Lonni Alameda as head coach in the fall of 2008, had played football at FSU in the late 70s, and was voted into the FSU Athletics Hall of Fame in 1995. As a result, he bled Garnet and Gold and became a significant supporter of FSU softball, as well as all of the other sports on campus. In October of 2015, Bonasorte was diagnosed with brain cancer, yet never wavered in his passion for FSU and life. Right up to his passing in November of 2016, he continued to give his life to this university and be an example of the Florida State “Unconquered” spirit.

In 2017, the Lonni Alameda Softball Camps began the annual Monk Bonasorte Camp (Camp MB42), where the young players in attendance not only learn about the skills of softball, but also about life and who Monk was, what he meant to Florida State and how he battled through such adversity. All of the proceeds of the annual camp go to the FSU Monk Bonasorte Scholarship, and to date, the camp has raised nearly \$10,000.

There are numerous other relationships that have been formed over the years with young fans like Amber Howard and Maddie Briscoe, and even former players such as Dana Bailey that have battled cancer, the FSU players and staff know that there is much more to life than just this game. Though several are now gone, they are certainly not forgotten and remain a significant part of Seminole softball to this day.



1981 & 1982 NATIONAL CHAMPIONS

Before the games were televised on ESPN and before there were professional leagues, the main goal of collegiate softball was to go out, give your best and try to win, but mainly the student-athletes were there because they loved the game and they wanted to have fun. For two years in the early 1980's, the Florida State softball team not only had fun, but also dominated its competition and brought home a pair of national championships.

There was plenty of reason for optimism going into the 1981 season after FSU won 13 of its last 15 games the year before and was one game away from advancing to the AIAW National Tournament. Countering the momentum from 1980 was the inexperience of the 1981 roster which featured only six returnees but a host of talented newcomers.

"It was a lot of fun," former head coach Dr. JoAnne Graf said. "They had known each other from summer league ball so I think there was a lot of respect right away. Anytime you win it's a whole lot of fun. That team was in every game, they won, obviously, most of them, but it's always fun to coach people who win and they worked hard. They just had that confidence, that air that they were going to have to lose the game; no one was going to beat them."

Any concerns about the 1981 season were quickly erased as the Seminoles ran out to a 19-2 start with a trio of tournament titles. The only hiccup during the year came at the South Florida Invitational as FSU lost three of four but that also served as a wake up call as the Seminoles won 16-straight games to push their record to 38-5.

Just when the Seminoles had everything going in their favor, another bump in the road came. Winners of its last 16 games, FSU dropped a pair of games to East Carolina to finish second at the North Carolina State Invitational. But just like the losses at South Florida, the setback refocused the Seminoles when they needed it the most.

Few would have guessed that the 5-2 loss to the Pirates would be the Seminoles' last of the season. FSU took four-straight heading into the FAIAW State Tournament where it breezed to the state title with four more wins to match the most wins in school history. Up next was the AIAW Region III Tournament where the Seminoles took the next step, sweeping four more games to advance to the National Tournament.

Proving its versatility, FSU won every way possible, outscoring Western Carolina 13-9 in the first game before winning a defensive triumph 4-3 over North Carolina State. FSU disposed of the Pirates 12-3 then beat North Carolina 4-1 to capture the school's first national championship in women's athletics.

Postseason accolades came in for Darby Cottle as the shortstop collected All-America honors after hitting .428. Joining her on the All-America squad was second baseman Jan Sikes as she hit .477.

"Those teams were so full of life, heart, we had great camaraderie," former player Susan Painter said. "It started at the top with JoAnne. We had a great group of players, but she was the main component. She kept us on top and kept fighting for us and for the title. Every great team has a fit and that one certainly did. It was quite a group. We still keep in touch, but I miss that."

The pieces were in place for another run in 1982 and the Seminoles wasted no time as they won their first 12 games, highlighted by the title at the Florida Invitational - including eight shutouts. Ironically the "low point" of the season came at the Lady Seminole Invitational where FSU lost three in a row.

But just like they had done the previous year, the Seminoles bounced back to win 10-straight, including titles at the Friendly City and South Florida Invitationals. Twice during the middle half of the season the Seminoles scored 30 runs or more, including a 39-5 drubbing of Georgia Southern.

Despite all of FSU's success that year - the Seminoles won four of six regular season tournaments - there was one team it could not get past: rival Florida. Of the 10 losses that season, six came to the Gators, including back-to-back losses at the Montgomery Invitational where FSU finished second.



Similar to 1981, the losses refocused the Seminoles as they won their next 12 going into the FAIAW tournament. UF got the Tribe again 2-1 in the third game, but the Seminoles won a pair to claim the state title. Florida State had relatively little trouble in the regional tournament, only dropping a 2-1 decision to South Florida before beating the Bulls for the trophy.

The stage was set for a repeat and the Seminoles were on a mission having won 21 of their last 23 games. The first three games were a breeze as FSU outscored its opponents 46-6 with wins over Georgia Southern, South Florida and UNC-Charlotte. All that stood between FSU and its second national championships were the Florida Gators.

While Florida State held an 8-6 lead in the season series, Florida was the only team that had been close to FSU over the last five years and handed the Seminoles their worst loss in school history at the time, a 14-0 defeat during the middle of the season. With the championship on the line the Seminoles were at their best and they prevailed 9-4 to claim their second-straight national championship.

The accolades poured in for the Seminoles again, headed by Cottle who was named the Broderick Award winner as the AIAW Player of the Year. She was joined on the All-America squad by Natalie Drouin, Painter, Toni Robinette and Sikes.

"We were like a big family, I don't even remember anyone not getting along," Drouin said. "We had two great teams and I don't know which one was better. They were pretty equal. At the time none of us really knew what we had accomplished, we just wanted to do our best and have fun, but afterwards it was thrilling."

The Seminoles won 110 games those two years with a 54-7 record in 1981 and a 56-10 mark the year after. Florida State was an offensive juggernaut those two seasons, scoring an average of 9.2 runs per game. What might be even more impressive was the Seminoles' pitching and defense. Behind Painter, the team's lone pitcher, FSU gave up only 2.7 runs per game, a number that is unfathomable in slow pitch.

"I remember a lot of team unity and enthusiasm," Cottle said. "We were a group of winners, that's for sure, and we were a team that was willing to do whatever it took to get to the top. I'm just proud to have been part of the teams that started a tradition of winning."

While the AIAW was disbanded one year later and FSU went to NCAA competition in 1984, the players on those teams were the founders of a legacy that continues today.



DR. JOANNE GRAF

Dr. JoAnne Graf spent 30 successful seasons at the helm of the Florida State softball program. With 1,437 victories under her belt, Graf retired on June 15, 2008, with more wins than any other head coach in collegiate softball.

The first collegiate softball coach to earn 1,400 victories, Graf's numerous achievements with Florida State softball include AIAW slowpitch national championships in 1981 and 1982, seven trips to the Women's College World Series, with the first coming in 1986 (just four years after FSU went to NCAA fastpitch softball), 21 NCAA Regional appearances and 10 Atlantic Coast Conference titles.

On April 2, 2005, then-Florida State University President Dr. T.K. Wetherell officially renamed the softball stadium "JoAnne Graf Field at the Seminole Softball Complex," making her



among only two active softball coaches with fields named after them. On September 13, 2013, Graf was inducted into the Florida State Athletics Hall of Fame

One of the most prolific coaches in collegiate softball, Graf concluded her career having won 75 percent of her games (1,437-478-6), including a 1,218-425-6 (.740) mark in NCAA Division I play. Her NCAA career win total is currently 11th all-time. Florida State averaged 50.75 wins per year under her guidance since beginning NCAA play ranked No. 1 during that span.

Graf is a 1975 graduate of Florida State. In 1992, she earned her doctorate degree in athletic administration at FSU, and taught at her alma mater until her retirement in 2013.

In 2019, FSU Softball began naming its first home tournament every season the "JoAnne Graf Classic" to honor the amazing person, teacher and coach that helped set the foundation that has helped the Seminoles be one of the best programs in the nation.



The JoAnne Graf File

- 1,437 All-Time Victories at Florida State
- Six-Time ACC Coach of the Year
- 21 NCAA Tournament Appearances
- Seven Women's College World Series Appearances
- 74 All-ACC Selections

- Back-to-Back AIAW National Championships (1981 & 1982)
- 10 Atlantic Coast Conference Titles
- 45 NCAA Tournament Victories
- 34 All-America Awards

2014 WCWS TEAM: THE TEAM THAT STARTED IT ALL

10 years had gone by since the Florida State softball program had made a trip to the Women's College World Series, and for a program that was dominant in the 90's and early 2000's, a spark was needed.

After reaching a Super Regional in 2013, the 2014 team was hungry for more and was set on bringing the Garnet and Gold back to OKC. After dropping the season opener, FSU rattled off 17 consecutive wins and never looked back as they won their first ACC Regular Season Championship since 2004. FSU went on to win the ACC Tournament and hosted their first NCAA Regional since 2009.

The Seminoles dominated the Tallahassee Regional posting a perfect 3-0 record with a win over Fordham and two wins over South Florida to advance to the Super Regionals where they would host Michigan.

The celebration was quickly over as Michigan dominated game one, thrashing the Seminoles 17-3 on their home field. FSU responded with



Michigan was primed to take the lead in the top of the seventh inning as they loaded the bases with no out, but National Player of the Year Lacey Waldrop delivered with a strikeout and two groundouts to get the Seminoles out of the inning.

With a runner on in the bottom of the seventh, Courtney Senas hit the biggest home run of her career to walk off the Wolverines to send FSU back to Oklahoma City.

FSU did not pick up a win in Oklahoma City, but the 2014 team paved the way for Florida State Softball to become a perennial power. Since 2014, FSU has won six ACC Regular Season Championships, seven ACC Tournament Championships and has made five trips to the Women's College World Series including the program's first National Championship in 2018.

As part of alumni weekend, Team 31 was honored during the 2024 season as part of the 10-year anniversary.



a 6-0 win in game two, setting up a winner-take-all game three. FSU jumped out to a 1-0 lead after the first inning, but Michigan brought a run across in both the second and the third inning to take the lead. FSU tied the game in the fifth inning to set up a wild finish.





2025 QUICK FACTS

Location..... Tallahassee, Fla.
 Founded..... 1851
 Enrollment..... 44,308
 Symbol..... Seminoles
 Colors..... Garnet and Gold
 Conference..... Atlantic Coast
 President..... Richard McCullough
 Athletics Director..... Michael Alford

Head Coach..... Lonni Alameda
 Alma Mater..... Oklahoma '93
 Career Record..... 919-372-3 (22nd season)
 FSU Record..... 762-214-2 (17th season)
 Assistant Coach..... Travis Wilson
 Alma Mater..... Florida State '23
 Assistant Coach..... Troy Cameron
 Alma Mater..... Florida Atlantic '12
 Assistant Coach..... Kaleigh Rafter
 Alma Mater..... Florida State 09'
 Player Performance Director..... Ellie Cooper
 Alma Mater..... Florida State 17'

Home Field..... JoAnne Graf Field
 Dimensions..... Lines - 200', Center - 220'
 Capacity..... 1,400

First Year of Softball..... 1978
 All-Time Record..... 2,274-730-8
 ACC Tournament Titles..... 19*
 *includes tie with Maryland in 1997
 ACC Regular Season Titles..... 14
 National Titles (AIAW)..... 2 (1981, 1982)
 National Titles (NCAA)..... 1 (2018)
 NCAA Regional Appearances..... 36
 NCAA Super Regional Appearances..... 11
 WCWS Appearances..... 12
 WCWS Runner-Up..... 2
 NCAA Tournament Record..... 114-80

2024 Record..... 46-16
 2024 ACC Record..... 22-2
 2024 ACC Finish..... 2nd

Key Returners: Jaysoni Beachum, Ashytn Danley,
 Michaela Edenfield, Jahni Kerr, Isa Torres

Key Losses..... Devyn Flaherty, Kalei Harding, Kaley
 Mudge

Newcomers..... 6

Softball Administrator..... Cindy Hartmann
 Softball SID..... Tim Hofmann
 thofmann@fsu.edu
 402-984-4761
 Website..... seminole.com
 Mailing Address..... 403 Stadium Drive W.
 Tallahassee, FL 32306
 Twitter..... @FSU_Softball
 Facebook..... /FSUSoftball
 Instagram..... /fsusoftball

SEMINOLES BY STATE

- Alabama (1)**
 Annabelle Widra..... Hoover
- Arkansas (1)**
 Hallie Wacaser..... Centerton
- Colorado (1)**
 Katie Dack..... Parker
- Florida (11)**
 Jaysoni Beachum..... Tallahassee
 Angelee Bueno..... Oviedo
 Michaela Edenfield..... Sneads
 Jazy Francik..... Rockledge
 Madi Frey..... Lutz
 Mimi Gooden..... Milton
 Krystina Hartley..... St. Petersburg
 Shelby McKenzie..... Pace
 Annie Potter..... Largo
 Amaya Ross..... Jacksonville
 Isabella Ruggiero..... West Palm Beach
- Georgia (2)**
 Jahni Kerr..... Mableton
 Kennedy Harp..... Lawrenceville
- New Jersey (1)**
 Julia Apsel..... Glen Gardner
- Ohio (1)**
 Addie DeLong..... Mechanicsburg
- Oregon (1)**
 Makenna Reid..... Portland
- Tennessee (1)**
 Ashtyn Danley..... Winchester
- Texas (1)**
 Isa Torres..... Georgetown

SEMINOLES BY POSITION

- Outfield (6)**
 Katie Dack, Ashtyn Danley, Addie DeLong,
 Kennedy Harp, Jahni Kerr, Hallie Wacaser
- Infield (8)**
 Jaysoni Beachum, Angelee Bueno, Krystina
 Hartley, Shelby McKenzie, Annie Potter, Amaya
 Ross, Isa Torres, Annabelle Widra
- Catchers (4)**
 Katie Dack, Michaela Edenfield, Madi Frey,
 Isabella Ruggiero
- Pitchers (6)**
 Julia Apsel, Ashtyn Danley, Jazy Francik, Mimi
 Gooden, Makenna Reid, Annabelle Widra
- SEMINOLES BY CLASS**
- Freshmen (4)**
 Addie DeLong, Jazy Francik, Shelby McKenzie,
 Isabella Ruggiero
- Sophomores (6)**
 Jaysoni Beachum, Angelee Bueno, Ashtyn
 Danley, Mimi Gooden, Kennedy Harp, Isa Torres
- Juniors (2)**
 Madi Frey, Makenna Reid
- Seniors (9)**
 Julia Apsel, Katie Dack, Michaela Edenfield,
 Krystina Hartley, Jahni Kerr,
 Annie Potter, Amaya Ross, Hallie Wacaser,
 Annabelle Widra

2025 SOFTBALL ROSTER

NUMERICAL

No.	Name	B/T	Pos.	Ht.	Yr.	Hometown/High School/Prev. School
1	Hallie Wacaser	R/R	OF	5-4	R-Sr.	Centerton, Ark. / Bentonville West HS
2	Addie DeLong	L/R	OF	5-6	Fr.	Mechanicsburg, Ohio / Mechanicsburg HS
3	Isa Torres	L/R	INF	5-6	So.	Georgetown, Texas, Georgetown HS
4	Jahni Kerr	L/L	OF	5-3	R-Sr.	Mableton, Ga. / Wesleyan HS
7	Angelee Bueno	L/L	INF	5-7	So.	Oviedo, Fla. / Oviedo HS
9	Shelby McKenzie	L/R	INF	5-8	Fr.	Pace, Fla. / Pace HS
10	Mimi Gooden	R/R	P	5-5	So.	Milton, Fla. / Gaither HS
11	Ashtyn Danley	L/L	P/OF	5-4	So.	Winchester, Tenn. / Winchester HS
12	Amaya Ross	R/R	INF	5-10	Sr.	Jacksonville, Fla. / Trinity Christian HS
17	Julia Apsel	L/L	P	5-8	Sr.	Glen Gardner, N.J. / North Hunterdon / Hofstra
22	Annie Potter	R/R	INF	5-7	R-Sr.	Largo, Fla. / Seminole HS / Mercer
23	Kennedy Harp	R/R	OF	5-10	So.	Lawrenceville, Ga. / Peachtree Ridge HS
24	Madi Frey	R/R	C	5-7	Jr.	Lutz, Fla. / George Steinbrenner HS
27	Krystina Hartley	R/R	INF	5-4	Sr.	St. Petersburg, Fla. / Northeast HS
31	Makenna Reid	L/L	P	5-9	Jr.	Portland, Ore. / Tigard HS
32	Jazy Francik	R/R	P	5-7	Fr.	Rockledge, Fla. / Melbourne HS
42	Jaysoni Beachum	R/R	INF	5-3	So.	Tallahassee, Fla. / Florida State University Schools HS
44	Isabella Ruggiero	L/R	C/UT	5-6	Fr.	West Palm Beach Fla. / Oxbridge Academy
51	Michaela Edenfield	R/R	C	6-1	R-Sr.	Sneads, Fla. / Sneads HS
66	Annabelle Widra	L/R	P/INF	5-7	Sr.	Hoover, Ala. / Spain Park HS / Auburn
77	Katie Dack	R/R	C/OF	5-8	Sr.	Parker, Colo. / Rock Canyon HS / Texas A&M

ALPHABETICAL

No.	Name	B/T	Pos.	Ht.	Yr.	Hometown/High School/Prev. School
17	Julia Apsel	L/L	P	5-8	Sr.	Glen Gardner, N.J. / North Hunterdon / Hofstra
42	Jaysoni Beachum	R/R	INF	5-3	So.	Tallahassee, Fla. / Florida State University Schools HS
7	Angelee Bueno	L/L	INF	5-7	So.	Oviedo, Fla. / Oviedo HS
77	Katie Dack	R/R	C/OF	5-8	Sr.	Parker, Colo. / Rock Canyon HS / Texas A&M
11	Ashtyn Danley	L/L	P/OF	5-4	So.	Winchester, Tenn. / Winchester HS
2	Addie DeLong	L/R	INF	5-6	Fr.	Mechanicsburg, Ohio / Mechanicsburg HS
51	Michaela Edenfield	R/R	C	6-1	R-Sr.	Sneads, Fla. / Sneads HS
32	Jazy Francik	R/R	P	5-7	Fr.	Rockledge, Fla. / Melbourne HS
24	Madi Frey	R/R	C	5-7	Jr.	Lutz, Fla. / George Steinbrenner HS
10	Mimi Gooden	R/R	P	5-5	So.	Milton, Fla. / Gaither HS
23	Kennedy Harp	R/R	OF	5-10	So.	Lawrenceville, Ga. / Peachtree Ridge HS
27	Krystina Hartley	R/R	INF	5-4	Sr.	St. Petersburg, Fla. / Northeast HS
4	Jahni Kerr	L/L	OF	5-3	R-Sr.	Mableton, Ga. / Wesleyan HS
9	Shelby McKenzie	L/R	INF	5-8	Fr.	Pace, Fla. / Pace HS
22	Annie Potter	R/R	INF	5-7	R-Sr.	Largo, Fla. / Seminole HS
31	Makenna Reid	L/L	P	5-9	Jr.	Portland, Ore. / Tigard HS
12	Amaya Ross	R/R	INF	5-10	Sr.	Jacksonville, Fla. / Trinity Christian HS
44	Isabella Ruggiero	L/R	C/UT	5-6	Fr.	West Palm Beach Fla. / Oxbridge Academy
3	Isa Torres	L/R	INF	5-6	So.	Georgetown, Texas / Georgetown HS
1	Hallie Wacaser	R/R	OF	5-4	R-Sr.	Centerton, Ark. / Bentonville West HS
66	Annabelle Widra	L/R	P/INF	5-7	Sr.	Hoover, Ala. / Spain Park HS / Auburn

Head Coach - Lonni Alameda (Oklahoma, 1993)

Assistant Coach - Travis Wilson (Florida State, 2023)

Assistant Coach - Troy Cameron (Florida Atlantic, 2012)

Assistant Coach - Kaleigh Rafter (Florida State, 2009)

Director of Operations - Kristin Tubeck (Florida State, 2005)

Player Performance Director - Ellie Cooper (Florida State, 2017)

Graduate Assistant - Kyler Holton (Ole Miss, 2023)

Graduate Assistant - Zoe Hicks (Louisiana Tech, 2020)

Pronunciation guide

1	Hallie Wacaser	Hal-EE-ee Way-Case-Er	32	Jazy Francik	Fran-sick
3	Isa Torres	ee-suh	42	Jaysoni Beachum	JAY-sun-ee
4	Jahni Kerr	Juh-Nye	44	Isabella Ruggiero	RUGE-ear-o
17	Julia Apsel	app-SELL	66	Annabelle Widra	Wee-druh
24	Madi Frey	Fry (Like French Fry)		Head Coach Lonni Alameda	Al-uh-mee-duh



1 • HALLIE WACASER

Outfielder • Redshirt Senior • Centerton, Ark. • Bentonville West • Athletic Coaching

CAREER HIGHS

Hits:	3	4x, last at Pittsburgh (3/24/24)	RBI:	5	vs. Pittsburgh (3/24/24)
Doubles:	2	vs. FGCU (2/23/23)	Runs:	2	6x, last vs. Pittsburgh (3/24/24)
Triples:	-		Walks:	2	3x, last at Oklahoma St. (3/10/23)
Home Runs:	2	2x, last vs. Purdue (3/8/24)	Stolen Bases:	2	3x, last vs. Florida A&M (2/10/24)

HONORS AND AWARDS:

- FSU Process Performer of the Year (2023)
- FSU Breakout Player of the Year (2023)
- ACC Player of the Week (2023)

REDSHIRT JUNIOR SEASON (2024):

Played in 51 games while making 31 starts for the Noles... Posted a .270 batting average with six home runs and 28 RBI... Picked up a hit in her three appearances for the Noles over opening weekend while also drawing two walks, stealing two bases and scoring three runs...Hit a two-run home run against No. 20 UCLA at the Shriners Clearwater Invitational...Had two hits, and drove in six RBIs which included a three-run home run in the Seminoles' two victories over Charleston Southern...Hit two solo home runs in the Noles' win against Purdue (3/8/24) and had a RBI double against FGCU (3/10/24) in both Seminole victories at the FGCU Spring Break Classic. .Went 3-for-3 with a home run, double and drove in five RBI in the Seminoles victory over Pittsburgh (3/24/24)...Had two hits and two RBI in the doubleheader victories over Alabama State (4/17/24)...Had a single in the victory against No. 12 Florida (4/24/24)...Picked up a hit and a RBI against Chattanooga (5/19/24) in the Tallahassee Regional.

REDSHIRT SOPHOMORE SEASON (2023):

Played in 67 games while making 56 starts for the Noles... Ended the season with a .304 batting average with four home runs and 36 RBI...Hit her fourth home run of the year in the National Semifinal against Tennessee at the Women's College World Series...Hit two three-run home runs in the run-rule victory over Notre Dame, a historic six RBI day (4/29)...Stole two bases against Jacksonville, second time in her career (4/12)... Scored three runs off of two singles in the doubleheader at Clemson (4/6)...Tied a career high of three hits in one game, highlighted by a solo home run against Syracuse (3/19)...Scored five RBIs in the Dugout Club Classic (3/3-3/4)...Recorded a hit in six straight games, highlighted by two doubles against FGCU (2/23)...Scored an RBI double against fourth-ranked Arkansas in Clearwater (2/17)...Hit a single and double on the opening day doubleheader against Lipscomb (2/9).

REDSHIRT FRESHMAN SEASON (2022):

Played in 46 game with 30 starts, 16 as the Designated Player

and 14 in the outfield... finished the season with a .167 batting average (15-for-90), three doubles, one home run and eight RBI, while scoring six runs... earned her first career home run at Lipscomb (3/15)... went 1-for-1 with a double and a run scored against Kennesaw State (2/11)... had two RBI and a stolen base against Florida A&M (2/23)... went 2-for-3 against Oakland (3/2)... had a six game hitting streak from March 26 through April 3 with one hit each against FIU, UNF, Jacksonville and three game against Virginia.

FRESHMAN SEASON (2021):

Redshirted the season due to injury.



HIGH SCHOOL:

Attended Bentonville West High School in Centerton, Arkansas...named three-time All-State and three-time All-Conference...named the Newcomer of the Year her freshman year of high school...three time high school All-American...two time Gatorade Player of the Year (sophomore and senior seasons)...member of the USA U17 team that won gold at the Pan American Games in Barranquilla, Columbia...led the entire Pan Am games with a .560 batting average and 2 home runs...18th ranked player in the 2020 Flo Softball rankings... selected to play in the PGF All-American Game (2020)...placed on the Extra Innings All-202 18U team. Majoring in exercise science with the dreams of becoming a physical therapist... on the All A Honor Roll four times during high school...graduated with high honors and a 4.1 GPA...part of FCA for four years and the Chick-fil-a Leadership club for two years... daughter of Keith and Rachel Wacaser.

CAREER STATISTICS

Year	avg	gpg	gs	ab	r	h	2b	3b	hr	rbi	tb	slg%	bb	hbp	so	gdp	ob%	sf	sh	sb-att	po	a	e	fld%
2022	.167	46	30	90	6	15	3	0	1	8	21	.233	10	1	14	0	.257	3	0	5-6	11	0	0	1.000
2023	.304	67	56	168	37	51	12	0	4	36	75	.446	26	4	14	2	.407	1	0	9-10	62	1	0	1.000
2024	.273	51	31	110	15	30	7	0	6	28	55	.500	10	2	8	3	.336	3	0	3-4	26	0	0	1.000
TOTAL	.261	164	117	368	58	96	22	0	11	72	151	.410	46	8	34	6	.350	7	0	17-20	99	1	0	1.000



2 • ADDIE DELONG

Outfielder • Freshman • Mechanicsburg, Ohio • Mechanicsburg HS • Nutrition

HIGH SCHOOL:

DeLong is a back-to-back league champion and district champion from 2021 and 2022. She also earned several honors in four-straight seasons, named the OHC Player of the Year, First Team All-Conference, First Team All-District, First Team All-Ohio all from 2021-2024, and also earning the District Player of the Year in 2023 and 2024... In travel ball she won championships at the IDT Softball Tournament and Easton-Rawlings Invitational while finishing runner-up at the PGF Nationals. In addition to softball, she played high school basketball with two straight OHC league championships in 2022 and 2023 and was named First Team All-Conference in those same seasons while this past season saw her earn Second Team All-District and All-Ohio Special Mention. Like most Seminoles, DeLong brings a well-rounded background that will add to the Seminole family atmosphere...DeLong was a member of the National Honor Society and Vice President in her class with a 4.0 GPA and high honor roll...Addie showed sheep competitively and held the reserve grand champion natural lamb at the Ohio State Fair and plans to major in Health Sciences.





3 • ISA TORRES

Infielder • Sophomore • Georgetown, Texas • Georgetown HS • Media/Communications

CAREER HIGHS

Hits:	3	6x, last at Boston College (4/21/24)	RBI:	4	2x, last vs. Georgia Tech (5/10/24)
Doubles:	2	2x, last at Louisville (4/6/24)	Runs:	2	4x, last vs. Georgia Tech (5/10/24)
Triples:	-	-	Walks:	2	vs. Florida (5/1/24)
Home Runs:	1	9x, last vs. Auburn (5/19/24)	Stolen Bases:	1	2x, last at FGCU (3/10/24)

HONORS AND AWARDS:

- 2024 NFCA Third Team All-Southeast Region Team
- 2024 Second Team All-ACC
- 2024 ACC All-Tournament Team
- 2024 D1 Softball Freshman All-American
- 2024 TUCCI/NFCA Division I National Freshman of the Year Top 25 Finalist
- D1 Softball Freshman of the Week (April 1, 2024)

FRESHMAN SEASON (2024):

Started in 61 out of the Seminoles' 62 games as FSU's starting shortstop...Finished the season with a .356 batting average which was third on the team...Hit nine home runs while driving in 57 runs...Batted .467 (7-15) over opening weekend for the Seminoles which included three RBI's, two doubles, and a walk off-single against Texas Tech (2/10/24) while also scoring five runs and picking up a stolen base...Recorded five hits over the weekend for the Noles at the Shriners Clearwater Invitational including five runs scored, two RBI and a home run against No. 4 Georgia...Had six hits, including two doubles and two RBI for the Noles in the Dugout Club Classic...Hit a three-run home run against Purdue (3/8/24) and went 2-for-3 driving in two runs against FGCU (3/10/24) in both Seminole victories at the FGCU Spring Break Classic... Hit an RBI-double in the Noles' 4-2 win against No. 4 Duke (3/16/24)...Had three hits, including her first walk-off home run in the Seminoles victory over NC State (3/28/24)...Went 3-for-4 with two doubles and scored a run in the Seminoles victory at Louisville (4/6/24)...Went 3-for-4 with an RBI in victory against Notre Dame (4/13/24) ...Went 3-for-4 with four RBI including a double and a home run in the win vs. Alabama State...Combined for five hits, including six RBI in the Noles' sweep against Boston College...Hit a three-run home run in the victory over No. 12 Florida (4/24/24)...Scored two runs and hit a three-run home run in the victory over North Carolina (4/26/24)...Had a single, two walks, and an RBI against No. 9 Florida (5/1/24)...Scored two runs, and had two hits including a grand slam in the Noles' ACC Tournament semifinal victory over Georgia Tech (5/11/24)...Picked up a hit and a RBI in the first game of the Tallahassee Regional against Chattanooga (5/17/24)..Hit the game-sealing three-run home run in the Tallahassee Regional Final against Auburn (5/19/24).

HIGH SCHOOL:

Torres was ranked ninth by Extra Innings Softball in the 2023 class rankings...she is a two-time PGF All-American (2021-22) and was a 2021 PGF National Champion and a 2022 IDT National Champion...in 2023 she earned a .577 batting average with 68 runs on 79 hits...in 2022 she was named the All-Central Texas Defensive Player of the Year and was named to the Texas State All-Tournament Team...in 2021 Torres was named to the 5A All-State Team and was named the All-District Offensive Player of the Year...she was named Academic All-District her first three years of high school.

**CAREER STATISTICS**

Year	avg	g	gs	ab	r	h	2b	3b	hr	rbi	tb	slg%	bb	hbp	so	gdp	ob%	sf	sh	sb-att	po	a	e	fld%
2024	.356	61	61	191	38	68	15	0	9	57	110	.576	11	1	12	0	.386	4	1	2-3	64	127	7	.965
TOTAL	.356	61-61	191	38	68	15	0	9	57	110	.576	11	1	12	0	.386	4	1	2-3	64	127	7	.965	



4 • JAHNI KERR

Outfielder • Redshirt Senior • Mableton, Ga. • Wesleyan • Business Administration

CAREER HIGHS					
Hits:	3	6x, last vs. Louisville (5/5/23)	RBI:	4	2x, last vs. North Carolina (4/27/24)
Doubles:	2	2x, last vs. Louisville (5/6/23)	Runs:	2	7x, last vs. Charlotte (2/9/24)
Triples:	2	2x, last vs. Loyola Chicago (2/12/22)	Walks:	2	3x, last vs. Duke (3/17/24)
Home Runs:	1	24x, last vs. Florida (5/1/24)	Stolen Bases:	2	2x, last at Clemson (4/6/23)

HONORS AND AWARDS:

- Played with the Great Britain National Team in the summer of 2024
- 2024 Third Team All-ACC
- 2023 NFCA Southeast All-Region Second Team
- 2023 All-ACC First Team
- 2021 Softball America Top-25 Freshmen (No. 18)


REDSHIRT JUNIOR SEASON (2024):

Played in 54 games while making 52 starts...Finished the season with a .309 batting average with nine home runs and 39 RBI...Finished opening weekend with an average of .467 that included seven hits, eight RBI and a key home run in the Noles' victory vs. Texas Tech (2/10/24) while also playing stellar defense recording 16 putouts over the Noles five games...Picked up five hits, including a double along with four RBI in the Noles three games at the Shriners Clearwater Invitational...Had six hits, including two doubles and three RBI for the Noles in the Dugout Club Classic...Went 2-for-2 with a triple and scored a run against Jacksonville...Went 1-for-1 with a double against No. 4 Duke (3/15/24)...Hit a home run in three consecutive games at Pittsburgh totaling five RBI...Hit a three-run home run in the Seminoles 12-0 victory vs. McNeese (4/2/24)...Had two hits including a double and run scored at Louisville (4/5/24)...Hit her sixth home run of the season in the Seminoles win vs. Notre Dame (4/14/24)...Went 2-4 including a double, home run and four RBI in the Noles' victory over North Carolina (4/27/24)...Hit a two-run home run against No. 9 Florida (5/1/24)...Hit a solo home run in the win over Syracuse (5/3/24)...Tripled in the first game of the Tallahassee Regional (5/17/24) to spark the Seminole offense to defeat Chattanooga...Picked up a hit and a RBI against Oklahoma (5/23/24) in the Super Regional.

REDSHIRT SOPHOMORE SEASON (2023):

Played in 66 games and made 59 starts for the Seminoles... Led the team with a .356 average with eight home runs and 40 RBI...Recorded two hits and an RBI in the Women's College World Series Semifinals against Tennessee...Tallied the game-ending RBI in the 8-0 win over Oklahoma State in the first game of the WCWS...Recorded hits in 16 games over the course of a 17-game stretch from 4/15-5/1...Held an impressive six-game multi-hit streak (4/20-4/29)...Recorded six hits in the weekend series at Virginia Tech (4/20-4/22)...Had a record-

breaking series at fourth-ranked Clemson, knocking in three hits, smashing another home run off the scoreboard, scoring twice, and stealing two bases in the first game of the double-header (4/6)...Slammed her sixth home run of the season off the scoreboard for a three-run blast against Syracuse (3/19)...Recorded seven hits in the Dugout Club Classic (3/3-3/4)...Held a twelve-game hitting streak, highlighted by a three-hit game against Lamar, equaling her career best (2/25)...Hit twice against Alabama, one of which was her first home run of the season (2/19)...Scored an RBI single on opening day against Lipscomb (2/9).





4 • JAHNI KERR

Outfielder • Redshirt Senior • Mableton, Ga. • Wesleyan • Business Administration

REDSHIRT FRESHMAN SEASON (2022):

Started and played 60 games returning from injury... finished the season with a .261 batting average (47-for-180)... recorded 10 doubles, two triples and five home runs, leading to 35 RBI and 25 runs scored... had eight multi-RBI games, including four in which she had three RBIs in one game... was 3-for-3 with three RBI against Loyola Chicago (2/12)... hit a two-run home run against No. 9 Texas (2/18)... was 2-for-4 with two RBI against Florida A&M (2/23)... hit a three-run home run against Oakland (3/2)... was 1-for-3 with a double, three RBI and two runs scored against Pitt (3/5)... hit a three-run home run in the 12th inning to help FSU defeated Georgia Tech (3/11) 6-2... hit a walk-off home run against Florida (5/4)... had three RBI in the first game of the NCAA Tournament against Howard (5/20).

FRESHMAN SEASON (2021):

Started and played in just four games before injuring her knee... in those four games she had a .308 batting average (4-for-13) with two home runs, three RBI and two runs scored while she recorded a .739 slugging percentage... recorded her first career hit against Missouri (2/13) and it resulted in a two-run home run... was 2-for-4 at Georgia Tech (2/18) with a solo home run... went 1-for-4 in her final game of the season at Georgia Tech (2/18)

HIGH SCHOOL:

Attended Wesleyan School in Mableton, Ga...GA Dugout Club POY...FloSoftball Rising Star...two time Gwinnett Daily Post POY...Gwinnett Diamond Club POY, offensive POY, Position Player and Team of the Month...two time GACA A Private POY...2018 Region 5A POY...two time State Champion...two time State Runner Up...GACA region 5A POY...four time region champion...two time Wesleyan Offensive MVP...two time GACA all-star invitee...two time 1st Team All-State and State POY...two time Wesleyan Offensive MVP...USA Today All-American...three time Wesleyan Most Valuable Female Athlete...WSB TV GA HS Athlete of the week...2020 POY - USA Today Sports Award...Wesleyan Sr. Iron Award...Varsity basketball- most dependable player...Gwinnett All-County in track n field...Wesleyan Competitors Award in track & field...Wes-

leyan School career record holder in Batting Average (.596), Hits (202), Stolen Bases (130), Triples (29), Runs Scored (185), Slugging (.910) and Homeruns (22). Majoring in Sport Management...a Spanish and Math Honors recipient...daughter of Rohan and Mylinda Kerr...born June 12, 2002.



CAREER STATISTICS

Year	avg	gp-gs	ab	r	h	2b	3b	hr	rbi	tb	slg%	bb	hbp	so	gdp	ob%	sf	sh	sb-att	po	a	e	fld%
2021	.308	4-4	13	2	4	0	0	2	3	10	.769	1	0	2	0	.357	0	0	0-1	5	1	0	1.000
2022	.261	60-60	180	25	47	10	2	5	35	76	.422	10	0	35	2	.297	2	1	4-6	51	1	1	.981
2023	.356	66-59	191	38	68	15	0	8	40	107	.560	10	1	24	2	.389	1	1	14-16	69	2	3	.959
2024	.308	54-52	159	25	4	8	3	9	39	90	.566	12	0	11	0	.353	2	2	2-2	56	3	1	.983
TOTAL	.309	184-175	543	90	168	33	5	24	117	283	.521	33	1	72	4	.347	5	4	20-25	181	7	5	.974



7 • ANGELEE BUENO

Infielder • Sophomore • Oviedo, Florida • Ovideo HS • Business

CAREER HIGHS					
Hits:	2	vs. Alabama State (4/17/24)	RBI:	1	vs. McNeese (4/3/24)
Doubles:	1	vs. Alabama State (4/17/24)	Runs:	2	vs. Alabama State (4/17/24)
Triples:	-	-	Walks:	1	2x, last vs. McNeese (4/2/24)
Home Runs:	-	-	Stolen Bases:	-	-

HONORS AND AWARDS:

- 2024 All-ACC Academic Team

FRESHMAN SEASON (2024):

Made 33 appearances and one start as a freshman for the Seminoles...Went 6-for-15 with one RBI and one double for the Noles...Started her first career game versus Texas Tech... In her only at-bat she earned a walk, leading to her first run scored as a Seminole versus FAMU...Picked up two hits in two at-bats while also scoring two runs in the Dugout Club Classic...Went 1-1 against Purdue (3/9/24) in the FGCU Spring Break Classic...Had an RBI single in the Noles win vs. McNeese (4/3/24)...Went 2-2 with a double and two runs scored against Alabama State.

HIGH SCHOOL:

Bueno ranks as the No. 11 player in the Extra Innings Extra Elite 100...as a sophomore, Bueno was named First Team All-Conference, All-State 7A, and the Offensive Player of the Year...she followed that up by being named First Team All-Conference, All-State 7A, and the Offensive Player of the Year once again her junior season...Bueno was All-Academic 7A as a sophomore and Junior as well, in her senior season she achieved a batting average of .438 with a perfect fielding and slugging percentage.



CAREER STATISTICS

Year	avg	gp-gs	ab	r	h	2b	3b	hr	rbi	tb	slg%	bb	hbp	so	gdp	ob%	sf	sh	sb-att	po	a	e	fld%
2024	.400	33-1	15	7	6	1	0	0	1	7	.467	3	1	1	0	.526	0	0	0-0	85	1	4	.956
TOTAL	.400	33-1	15	7	6	1	0	0	1	7	.467	3	1	1	0	.526	0	0	0-0	85	1	4	.956




9 • SHELBY MCKENZIE

Infielder • Freshman • Pace, Florida • Pace HS • Nursing

HIGH SCHOOL:

McKenzie was named the 2022, 2023 and 2024 PNJ Hitter of the Year and while also being part of the FHSAA 6A All-State Team and a PGF All-American...She was named a MaxPreps First Team All-American...Was ranked the fourth-best player in the country by Extra Inning Softball...She was named to the FHSAA All-Academic Team and holds a 4.3 GPA....Shelby comes from a long line of Division 1 talent...Her mother, Amy McKenzie, was a softball player at Alabama, her brother, Jackson McKenzie, currently plays baseball at Mississippi State, her uncles, Andy and Matt Bernard, also played collegiate baseball at Alabama, and her grandfather, Terry Bernard, was a baseball player at Miami.





10 • MIMI GOODEN

Pitcher • Sophomore • Milton, Fla. • Gaither HS • Sport Management

CAREER HIGHS (AT MINIMUM 1.0 INNINGS)

Innings Pitched:	6.0	at Syracuse (5/3/24)	Walks Allowed:	0	9x, last at Oklahoma (5/24/24)
Runs Allowed:	0	5x, last at Boston College (4/19/24)	Strikeouts:	5	vs. Alabama State (4/17/24)
Earned Runs:	0	8x, last vs. Georgia Tech (5/10/24)	Hits Allowed:	0	3x, last vs. Colgate (3/3/23)

FRESHMAN SEASON (2024):

Made 11 starts and 25 appearances while pitching 54.1 innings for the Noles...Posted a 5-2 record with a 4.38 ERA... Made two appearances in the circle over opening weekend... Earned a save on (2/9/24) versus Charlotte...In first career start, pitched a complete game shutout, allowing three hits, and striking out four versus FAMU (2/10/24).. Pitched 3.0 innings against ranked opponents at the Shriners Children's Clearwater Invitational...Pitched 3.1 innings against Charleston Southern (2/23/24) allowing zero earned runs, zero walks, and struck out a batter in the Noles' victory... Picked up her second career victory in the circle against NC State (3/29/24) pitching 3.1 innings and allowed zero runs on just three hits....Got her third win in the circle for the Noles against Alabama State (4/17/24) pitching 4.0 innings, allowing one run, while striking out five...Pitched 3.0 innings allowing just one run in the victory over No. 12 Florida (4/24/24)...Pitched a career high 6.0 innings in the win over Syracuse (5/3/24)...Pitched 1.2 innings in the ACC Tournament semi-final win over Georgia Tech (5/10/24)... Pitched a gem against UCF (5/18/24) in the Tallahassee Regional where she went 4.1 innings and allowed just one run on three hits.

HIGH SCHOOL:

Was named the MVP of her high school team during her first four seasons at Gaither High School...finished her senior season with over 100 innings pitched, 174 strikeouts, and 16 wins...played for the Clearwater Lady Bombers under Head Coach Karl Mason...she has aspirations to go to the Olympics for softball or weightlifting and to become a professional softball player...Daughter of Jeff and Elizabeth Gooden.



CAREER PITCHING STATISTICS

Year	era	w-l	app	gs	cg	sho	sv	ip	h	r	er	bb	so	2b	3b	hr	bavg	wp	hbp	bk	sfa	sha
2024	4.38	5-2	25	11	1	1/4	0	54.1	65	37	34	18	23	14	1	3	.291	4	11	0	2	3
TOTAL	4.38	5-2	25	11	1	1/4	0	54.1	65	37	34	18	23	14	1	3	.291	4	11	0	2	3

**11 • ASHTYN DANLEY****Pitcher/Outfielder • Sophomore • Winchester, Tenn. • Huntland HS • Business****CAREER HIGHS (AT MINIMUM 1.0 INNINGS)**

Innings Pitched:	7.0	at Boston College (4/20/24)	Walks Allowed:	0	7x, last vs. Chattanooga (5/17/24)
Runs Allowed:	0	13x, last vs. Notre Dame (5/9/24)	Strikeouts:	8	at Pittsburgh (3/24/24)
Earned Runs:	0	14x, last vs. UCF (5/18/24)	Hits Allowed:	0	3x, last vs. Colgate (3/3/23)

CAREER HIGHS (BATTING)

Hits	2	2x, last vs. Alabama (3/13/24)	RBI	1	3x, last vs. Alabama State (4/17/24)
Doubles:	1	vs. South Dakota State (3/12/24)	Runs:	1	2x, last vs. South Dakota State (3/12/24)
Triples:	-	-	Walks:	-	-
Home Runs:	-	-	Stolen Bases:	-	-

HONORS AND AWARDS:

- 2024 Second Team All-ACC
- 2024 ACC All-Freshman Team
- 2024 All-ACC Academic Team
- 2024 Easton/NFCA Scholar-Athlete

FRESHMAN SEASON (2024):

Made a team-high 45 appearances and pitched a team-high 142.1 innings as a freshman for the Noles...Finished the season with an 18-6 record and a team-low 3.20 ERA with 101 strikeouts...Also had 39 at-bats and recorded four RBI on eight hits...Played in four games and started three over opening weekend...Totaled five innings of work in the circle over three appearances, earning two saves... Pitched two scoreless innings to earn the save against No.9 Stanford (2/15/24)... Picked up two wins during the Dugout Club Classic pitching five innings vs. FIU giving up zero earned runs, while striking out two and walking zero batters and pitching four innings vs. Charleston Southern allowing just one earned run and striking out three...Picked up her third career win as a Nole in an 8-0 victory against South Dakota State, pitching 5.0 innings, allowing zero runs, one hit, and struck out four...Threw 4.0 innings at Pittsburgh (3/24/24) allowing zero runs, and striking out a career high (8) in the Noles win...Threw a complete game shutout (5 innings) vs. McNeese (4/3/24) striking out six and improving her record to 7-2 in the circle for FSU... Pitched in all three games at Louisville, she earned her eighth win of the season in a 4.0 inning, 2 hit, appearance...Picked up two victories in the circle for the Noles in the series vs. Notre Dame pitching a total of 9.0 innings allowing just two runs, improving her record to 10-3...Recorded three wins in all three of her appearances against Boston College, pitching a combined 11.3 innings, allowing just one earned run, moving her record to 13-3...Pitched 7.4 total innings in the Noles sweep over North Carolina allowing just two earned runs, pushing her record to 15-3. Got her 16th win of the season



11 • ASHTYN DANLEY

Pitcher/Outfielder • Sophomore • Winchester, Tenn. • Huntland HS • Business

for the Noles in the ACC Tournament semifinal against Georgia Tech pitching 3.1 innings, allowing zero earned runs and struck out three...Threw 5.1 scoreless innings against Chattanooga (5/17/24) and UCF (5/18/24) in the Tallahassee Regional...Picked up the win in the Regional Final against Auburn (5/19/24) so send the Seminoles to the Super Regional.

HIGH SCHOOL:

Danley was named the Tennessee Gatorade Softball Player of the Year and the Main Street Prep Player of the Year in 2022 and ranks as the No. 2 player in the Extra Innings Extra Elite 100...she pitched 0.36 ERA in twelve pitching appearances while holding a .682 batting average on 30 hits in her senior season...she was also named to the All-District team her sophomore and junior seasons, while being named the Co-Pitcher MVP her sophomore season and the Pitcher MVP her junior season...Danley also earned offensive MVP honors her sophomore and junior seasons at Huntland High School...she was named to the Tennessee Sports Writers Association All-State team as both a sophomore and a junior and was named First Team Mid-State Tennessee as a junior...Danley was named to the PGF 2023 Futures All-American Team and is a two-time MVP of the Futures All-American Game...she is also a 2018 PGF National Championship MVP...Danley has a .659 batting average in high school while slugging 1.374 with 14 doubles, three triples and 15 home runs for 45 RBI...as a pitcher, she tossed 154 innings recording 217 strikeouts while having a .407 ERA.



CAREER PITCHING STATISTICS

Year	era	w-l	app	gs	cg	sho	sv	ip	h	r	er	bb	so	2b	3b	hr	bavg	wp	hbp	bk	sfa	sha
2024	3.20	18-6	45	21	3	1/5	2	142.1	133	79	65	70	101	24	1	11	.244	16	10	0	1	11
TOTAL	3.20	18-6	45	21	3	1/5	2	142.1	133	79	65	70	101	24	1	11	.244	16	10	0	1	11

CAREER HITTING STATISTICS

Year	avg	gp-gs	ab	r	h	2b	3b	hr	rbi	tb	slg%	bb	hbp	so	gdp	ob%	sf	sh	sb-att	po	a	e	fld%
2024	.205	24-14	39	3	8	2	0	0	4	10	.256	0	1	2	0	.225	0	0	0-0	8	39	0	1.000
TOTAL	.205	24-14	39	3	8	2	0	0	4	10	.256	0	1	2	0	.225	0	0	0-0	8	39	0	1.000

**12 • AMAYA ROSS****Infielder • Senior • Jacksonville, Fla. • Trinity Christian HS • Managment****CAREER HIGHS**

Hits:	3	3x, last vs. North Carolina (4/26/24)	RBI:	5	vs. Hofstra (2/26/22)
Doubles:	1	5x, last vs. Notre Dame (4/13/24)	Runs:	3	5x, last vs. North Carolina (4/26/24)
Triples:	1	9x, last vs. Florida (5/1/24)	Walks:	3	vs. South Dakota State (3/12/24)
Home Runs:	1	11x, last at Pittsburgh (3/24/24)	Stolen Bases:	3	vs. Western Michigan (3/9/24)

HONORS AND AWARDS:

- 2024 Easton/NFCA Scholar-Athlete
- 2024 All-ACC Academic Team
- 2023 Coaches Award Winner

JUNIOR SEASON (2024):

Had her best season as a Seminole as she started all 62 games and set career highs in every major offensive category...Finished the season with a .322 average with eight home runs and 30 RBI...Led the ACC with 28 stolen bases on 31 attempts...Hit seven triples as well...Had three hits for the Noles over opening weekend including a solo home run and a triple vs. Texas Tech (2/10/24)...She walked five times, scoring eight runs while also going 4-for-4 on stolen bases on opening weekend...Recorded two hits, an RBI and stole two bases against No. 20 UCLA...Batted over .600 for the Seminoles during the Dugout Club Classic including 10 hits, three triples, a double, a home run, and six RBIs...Went 3-for-3 against Purdue (3/9/24) at the FGCU Spring Break Classic which included three runs scored, two RBI, a home run, two walks, and three stolen bases in the game...In the Noles' double-header vs. South Dakota State she drove in a total of six runs, including two home runs, while walking three times, and scoring three times...Hit a home run in three consecutive games against Pittsburgh including eight RBI in the Noles' three-game sweep...Went 2-for-3 with a stolen base in the victory against Notre Dame (4/12/24) ...Recorded her sixth triple of the season in the victory vs. Alabama State (4/17/24)...Went 3-for-3 with three runs scored in the victory over North Carolina (4/26/24)...Scored two runs and hit a triple against No. 9 Florida (5/1/24)...Recorded a hit and drew a walk in the ACC Tournament Championship game against Duke (5/11/24)...Picked up a hit in the Super Regional against Oklahoma (5/24/24)

SOPHOMORE SEASON (2023):

Played in 49 games while making seven starts...Was a problem for opponents on the base paths stealing 22 bases on 23 attempts...Hit .250 in 36 at-bats six RBI while scoring 21 runs...Stole a base in four consecutive appearances against Marist, UCF, Georgia, Oklahoma State and Tennessee...Stole a base in three straight games on the road against conference opponents (4/20-4/28) and scored a run in back-to-back games at Virginia Tech (4/20-4/21)...Earned her fifth RBI of the season

with a single against Jacksonville and made a career-high four assists from second base (4/12)...Recorded her second career conference hit against Syracuse (3/17)...Hit twice in back-to-back games which includes her first home run of the season against FGCU (2/24) and a triple against Lamar (2/25)...Came into pinch hit for 4 of the 5 opening weekend games, hitting a single during a 3-run 6th inning (2/9).

FRESHMAN SEASON (2022):

Played in 50 games with 12 starts as a freshman... finished the season with a .190 batting average (8-for-42)... five of her eight hits were extra-base hits with three home runs, one double and one triple... she had 10 RBI, 18 runs scored and 12 stolen bases... her first career hit was a home run against Hofstra (2/25) in a game in which she went 2-for-2 with a triple, a home run and five RBI... had her second career home run at Florida A&M (3/1), she went 2-for-2 with a home run, two RBI and two runs scored... her third career home run came against South Florida (5/21) in the Tallahassee Regional as a pinch hitter... stole two bases in a game twice... she did it



12 • AMAYA ROSS

Infielder • Senior • Jacksonville, Fla. • Trinity Christian HS • Management

in the first game of the season against Mercer (2/11) and again against Florida (5/4).

HIGH SCHOOL:

Ross was ranked 151st by Extra Inning Softball in the 2021 class rankings...throughout high school, Ross saw nothing but success, reaching the state Final Four every season since 2016, including a runner-up finish in 2018 and a State Championship in 2019 with Trinity Christian Academy...in 2019 She was named to the Times-Union All-Decade Team and was also named to the All-First Coast First Team...Ross was also named to the 2019 Miracle Sports 4A All-State First Team...in 2018 and 2017 she was also named to the Times-Union All-First Coast First Team...was a part of the 2017 Miracle Sports 4A All-State Second Team and was selected as a USA Elite Select Futures All-American...in 2016 and 2017 she was a USA Elite Select 30 All-American...Daughter to Michele and Gerard Ross... played varsity softball and volleyball in high school... received All-A Honor Roll 2007-21... Received the American Citizenship Award 2017-2020... Received awards for highest average in Honors English (2019), Environmental Science (2019), Honors US History (2019), Honors Algebra II (2018), Honors Geometry (2017)... Ross served as Student Council Vice President 2019-2021 and Student Government Treasurer 2019-2021... member of National Honor Society 2017-2021... father played football at FSU and then in the NFL for the Seattle Seahawks... cousins, Keith Ross and Lamar Lewis played football at FSU... J.C. Flowers (cousin) played baseball at FSU and currently plays for the Pittsburg pirates... Alexis Ross (cousin) plays softball at FIU and is a sophomore... Ross plans to pursue a career in business.. born August 7, 2003.



CAREER STATISTICS

Year	avg	gpg-gs	ab	r	h	2b	3b	hr	rbi	tb	slg%	bb	hbp	so	gdp	ob%	sf	sh	sb-att	po	a	e	fld%
2022	.190	50-12	42	18	8	1	1	3	10	20	.476	10	1	14	0	.358	0	0	12-14	4	3	0	1.000
2023	.250	49-7	36	21	9	0	1	1	6	14	.389	7	2	12	0	.383	2	0	22-23	11	12	1	.958
2024	.322	62-62	146	61	47	4	7	8	30	89	.610	31	5	21	0	.451	2	1	28-31	362	14	11	.972
TOTAL	.286	161-81	224	100	64	5	9	12	46	123	.549	48	8	47	0	.423	4	1	62-68	377	29	12	.971

**17 • JULIA APSEL****Pitcher • Redshirt Senior • Glen Gardner, N.J. • North Hunterdon HS • Athletic Coaching****CAREER HIGHS (AT MINIMUM 1.0 INNINGS)**

Innings Pitched:	9.0	vs. Missouri (3/26/24)	Walks Allowed:	0	29x, last vs. Elon (5/8/24)
Runs Allowed:	0	22x, last vs. Stony Brook (5/9/24)	Strikeouts:	12	2x, last at Charleston (5/3/24)
Earned Runs:	0	26x, last vs. Stony Brook (5/9/24)	Hits Allowed:	0	5x, last vs. Hampton (4/27/24)

HONORS AND AWARDS:

- 2024 NFCA Second Team All-Northeast Region
- 2024 All-CAA Second Team
- 2022 CAA All-Rookie Team

REDSHIRT JUNIOR SEASON (2024 at Hofstra):

A Second Team All-Northeast Region selection, Apse took the reins in 2024 and became the ace inside the circle for Hofstra... Apse made 33 appearances in the circle for the Pride including 31 starts as she pitched a team-high 201.2 innings... Apse posted a 1.39 ERA and a 19-12 record for the Pride... In 31 starts, Apse went the distance in 20 of those starts. Her 20 complete games ranked 15th in the country... The Second Team All-CAA selection's 1.39 ERA was ranked 10th in the entire country and her 176 strikeouts was ranked 37th in the country... Apse performed phenomenally against Power Five opponents this season... Against the NCAA Tournament qualifying Penn State Nittany Lions, Apse threw 6.1 innings and allowed just two earned runs on seven hits while striking out three... Against the National Runner-Up Texas Longhorns, Apse pitched 6.0 innings and allowed just four runs to one of the nation's top offenses... Apse and the Pride were one of just two non-Power Five teams to hold Texas to five runs or less this season and was one of three unranked teams to hold the Longhorns to under five runs this season... Maybe Apse's most impressive performance of the 2024 season came against Missouri who entered the NCAA Tournament as the No. 7 overall seed and was one win away from the Women's College World Series... Apse shut down the Tigers as she pitched all nine innings of the thriller and allowed just two runs on four hits to the Tigers while striking out six... Apse earned CAA All-Tournament Team honors as she started every game in the CAA Conference Tournament for the Pride... In four games, Apse pitched 26.2 innings and allowed just three earned runs while recording 24 strikeouts... In her final 12 appearances of 2024, Apse allowed just 11 earned runs in 73.2 innings.

REDSHIRT SOPHOMORE SEASON (2023 at Hofstra):

Appeared in 33 games with 20 starts inside the circle... Tied for fourth in the CAA with 10 wins... Led the team with 117.1 innings

pitched and tallied six complete games... Recorded three saves against Yale (Mar. 5), UMBC (Mar. 23), and Stony Brook in the CAA Softball Championship (May 12)... Finished second on the team with 67 strikeouts... Struck out a season-high six batters on four separate occasions against Central Michigan (Mar. 3), North Carolina A&T (Apr. 2), Elon (Apr. 22), and Stony Brook in the CAA Softball Championship (May 10).

REDSHIRT FRESHMAN SEASON (2022 at Hofstra):

CAA All-Rookie Team... Made 21 appearances in the circle includ-



17 • JULIA APSEL

Pitcher • Redshirt Senior • Glen Gardner, N.J. • North Hunterdon HS • Athletic Coaching

ing 13 starts...Recorded a 6-9 record and...Tossed a team-high 95.0 innings including a team-high five complete-games... Struck out 61 batters which was second on the team...Registered a .245 batting average again...Finished with a 2.87 ERA which was 10th in the conference at the conclusion of Hofstra's season...Struck out a season-high six batters on three occasions, first in a 10-2 victory over Western Michigan on 3/5 again later in the season in a 4-3 victory over Charleston, for a third time in a 6-5 win over James Madison...Pitched 4.2 hitless innings in that same performance against James Madison where she also did not allow a walk or run...Struck out four total batters across her two performance against #3/3 Florida state on 2/25 and 2/26.

FRESHMAN SEASON (2021 at Hofstra):

Missed the 2021 season due to injury.

HIGH SCHOOL :

Named to the Courier News All-Area First Team and Skyland Conference First Team in 2019...Posted a 1.75 ERA in 2019... Led North Hunterdon a Sectional Championship in 2017, 2018 and 2019...Team won the State Championship in 2018...An honor roll student.



CAREER PITCHING STATISTICS

Year	era	w-l	app	gs	cg	sho	sv	ip	h	r	er	bb	so	2b	3b	hr	bavg	wp	hbp	bk	sfa	sha
2022	3.02	6-9	21	13	5	0/0	1	95.0	91	51	41	36	61	8	7	11	.245	6	15	0	1	10
2023	4.18	10-10	33	20	6	0/0	3	117.1	152	92	70	39	67	23	2	17	.303	9	11	0	6	5
2024	1.39	19-12	33	31	20	4/3	0	201.2	171	47	40	39	176	21	3	3	.226	5	23	0	2	16
TOTAL	2.55	35-31	87	64	31	4/3	4	414.0	414	190	151	114	304	52	12	31	.258	20	49	0	9	31

**22 • ANNIE POTTER****Infielder • Redshirt Senior • Largo, Fla. • Seminole HS • Public Health****CAREER HIGHS**

Hits:	3	3x, last vs. Jacksonville (2/20/23)	RBI:	3	3x, last vs. Georgia Southern (4/26/22)
Doubles:	1	17x, last vs. Chattanooga (4/30/22)	Runs:	2	3x, last vs. Georgia Southern (4/26/22)
Triples:	1	3x, last vs. Florida AGM (3/30/22)	Walks:	1	20x, N/A
Home Runs:	1	2x, last vs. Georgia Southern (4/26/22)	Stolen Bases:	1	6x, N/A

HONORS AND AWARDS:

- 2024 Easton/NFCA Scholar-Athlete
- 2024 All-ACC Academic Team
- 2022 Preseason All-Southern Conference Team
- 2022 Southern Conference Academic Honor Roll
- 2021 All-Freshman Southern Conference Team
- 2021 Southern Conference Academic Honor Roll

REDSHIRT JUNIOR SEASON (2024):

Played in 44 games while making one start in her first year with the Seminoles...Finished the season with nine stolen bases on 12 attempts while scoring 21 runs...Made her Florida State debut on opening weekend at the JoAnne Graf Classic, making four appearances and recording two stolen bases while also scoring a run...Scored a run against No. 4 Georgia (2/17/24)...Scored three runs for the Noles in the Dugout Club Classic...Stole two bases and scored three runs for the Noles at the FGCU Spring Break Classic...Scored two runs in the Noles' opening ACC series against No. 4 Duke (3/15/24)...Went 2-fo-3 in the Noles' victory vs. Alabama State...Stole a base and scored a run in the Noles' victory over Boston College (4/21/24)...Scored a run in FSU's win at Florida (4/24/24)...Scored a run against Chattanooga (5/17/24) and Auburn (5/19/24) in the Tallahassee Regional...Scored a run against Oklahoma (5/23/24) in the Super Regional.

JUNIOR SEASON (2023 at Mercer):

Did not play due to injury

SOPHOMORE SEASON (2022 at Mercer):

Played and started in all 55 games as the primary shortstop for the Mercer Lady Bears...Held a .262 batting average while driving in 22 runs and earning 11 walks.

FRESHMAN SEASON (2021 at Mercer):

Played and started in all 46 games as the primary shortstop for Mercer...Hit .274 while driving in 18 runs for the Lady Bears...Stole six bases as a freshman.

HIGH SCHOOL:

Four-year letterwinner for head coach Mark Deruzzo at Seminole High School...Three-sport for the Warhawks, also playing volleyball and basketball...Three-time MVP for softball...Earned First Team All-District 7, Second Team All-Region and Florida 8A All-State honorable mention in 2019...Led the district with a .590 batting average in 2019...Led Team Tampa to the PGF Fall state title in 2018.

**CAREER STATISTICS**

Year	avg	g	gs	ab	r	h	2b	3b	hr	rbi	slg%	bb	hbp	so	gdp	ob%	sf	sh	sb	po	a	e	fld%
2021	.274	46	46	113	14	31	7	1	1	18	.381	9	0	19	0	.328	0	7	6-8	71	91	14	.920
2022	.262	55	55	168	21	44	10	2	1	22	.363	11	3	17	1	.315	2	4	0-0	102	94	18	.916
2024	.200	44	1	10	21	2	0	0	0	0	.200	0	0	1	0	.200	0	0	9-12	7	6	1	.929
TOTAL	.264	145	102	292	56	77	17	3	2	40	.363	20	3	37	1	.315	2	11	15-20	180	191	33	.921



23 • KENNEDY HARP

Outfielder • Sophomore • Lawrenceville, Ga. • Peachtree Ridge HS • Digital Production

CAREER HIGHS

Hits:	2	5x, last vs. Notre Dame (4/14/24)	RBI:	3	vs. NC State (3/29/24)
Doubles:	1	5x, last vs. Alabama State (4/17/24)	Runs:	2	4x, last vs. Alabama State (4/17/24)
Triples:	1	vs. Nicholls (2/24/24)	Walks:	1	11x, last vs. Georgia Tech (5/10/24)
Home Runs:	1	5x, last vs. Notre Dame (5/9/24)	Stolen Bases:	2	at Syracuse (5/3/24)

HONORS AND AWARDS:

- 2024 ACC All-Freshman Team
- 2024 Easton/NFCA Scholar-Athlete
- 2024 All-ACC Academic Team


FRESHMAN SEASON (2024):

Became a key contributor for the Noles in the last half of the season as she appeared in 55 games while making 21 starts for the Seminoles...Finished the season with a .309 batting average with five home runs and 19 RBI while stealing nine bases on nine attempts...Was a key contributor on the base-paths stealing two bases and scoring two runs at the JoAnne Graf Classic...Had a double and scored a run against No. 4 Georgia (2/17/24) at the Shriners Clearwater Invitational...Had an RBI triple in the Seminoles win over Nicholls...Went 2-for-2 with a triple, drove in two, and scored two runs in the Noles victory against Purdue (3/9/24) at the FGCU Spring Break Classic...Went 2-for-2 including a home run, and two runs scored in the Seminoles win at Pittsburgh (3/24/24)...Went 2-for-3 with three RBI and a home run in the Noles victory over NC State (3/29/24)..Went 2-for-2 with an RBI and run scored in the Noles victory over Notre Dame...Scored two runs and had an RBI double in the victory over Alabama State (4/17/24)... Scored a run, stole a base and had an RBI in the victory over Boston College (4/20/24)...Scored a run in the victory over No. 12 Florida (4/24/24)...Hit a solo home run in the ACC Tournament Quarterfinal win over Notre Dame (5/9/24)...Picked up a hit in the Tallahassee Regional final against Auburn (5/19/24)...Recorded a hit against Oklahoma (5/23/24) in the Super Regional.

HIGH SCHOOL:

Harp was ranked 10th in the class of 2023 by Extra Inning Softball and the fifth-best outfielder in the class of 2023... she was named the Offensive MVP of her High School in her first three seasons (2019-21)...She is a two-time member of the Georgia Coaches Association Junior All-Star Team (2021-

22) and is a three-time First Team All-Region Member (2019-21), she was also first Team All-County and All-State in 2021... In 2021 she was named the Southeastern Florida MVP and earned the Lady Lion Award...in 2022 she was named an MSP All-American, and to the 2022 Alliance National Team...she is a four-time Scholar Athlete (2019-22) and is a four-time member of the Deans List (2019-22)...she hit .390 with 16 home runs, 56 hits, 59 RBIs with 52 runs scored and 34 stolen bases in 2022 for her travel team...she has 32 career high school home runs.



CAREER STATISTICS

Year	avg	gp-gs	ab	r	h	2b	3b	hr	rbi	tb	slg%	bb	hbp	so	gdp	ob%	sf	sh	sb-att	po	a	e	fld%
2024	.309	55-21	68	33	21	5	1	5	19	43	.632	11	0	8	0	.395	2	0	9-9	36	0	1	.973
TOTAL	.309	55-21	68	33	21	5	1	5	19	43	.632	11	0	8	0	.395	2	0	9-9	36	0	1	.973



24 • MADI FREY

Catcher • Junior • Lutz, Fla. • George Steinbrenner HS • Sport Management

CAREER HIGHS

Hits:	1	4x, last vs. Alabama State(4/17/24)	RBI:	2	vs. Notre Dame (4/14/24)
Doubles:	1	2x, last vs. Alabama State (4/17/24)	Runs:	2	vs. Florida (4/24/24)
Triples:	-	-	Walks:	-	-
Home Runs:	-	-	Stolen Bases:	1	5x, last vs. Texas Tech (2/10/24)

HONORS AND AWARDS:

- 2024 Easton/NFCA Scholar-Athlete
- 2024 All-ACC Academic Team

SOPHOMORE SEASON (2024):

Appeared in 36 games and made seven starts at catcher as she filled in for the injured Michaela Edenfield during the thick of ACC play...Recorded four hits and five RBI while scoring eight runs...Scored one run on opening weekend for the Noles...Recorded her first hit and RBI against Georgia (2/17/24) at the Clearwater Invitational...Threw out a runner attempting to steal second vs. Charleston Southern... Scored a run against No. 4 Duke (3/15/24)...Had a two RBI double in the Seminoles victory over Notre Dame (4/14/24)... Had her second double of the season in the Noles victory vs. Alabama State...Scored two runs in the Noles victory over No. 12 Florida.


FRESHMAN SEASON (2023):

Made 28 appearances and one start for the Seminoles while scoring seven runs for FSU...Scored a run against Virginia and a run against Georgia Tech...Scored her fifth run of the season with she pinch ran against Syracuse (3/19)... Recorded a career-high four putouts against Colgate (3/4)... Pinch ran during the JoAnne Graf Classic, stealing a base against Longwood (2/11) and scoring on a triple for her first collegiate run in the second meeting with Longwood (2/12).

HIGH SCHOOL:

Frey was ranked 73rd by Extra Inning Softball in the 2022 class rankings and the 29th ranked catcher in the class... she had a .458 batting average in her high school career with a .509 on-base percentage and a .758 slugging percentage...Frey has earned All-Western Conference honors all four years of high school... was named the Hillsborough

County Most Outstanding Softball Player, Offensive MVP and named All-State her senior year... she was named a Colorado Sparkler All-Star (Freshman) and a PGF Nationals All-American (Junior)...as a freshman, she was also named an All-American and First Team All-Hillsborough County...Daughter of Michele and Eric Frey...was on the deans list all four years of high school...she also played flag football at Steinbrenner high school... is majoring in Exercise Physiology... born July 23, 2004.



CAREER STATISTICS

Year	avg	gp-gs	ab	r	h	2b	3b	hr	rbi	tb	slg%	bb	hbp	so	gdp	ob%	sf	sh	sb-att	po	a	e	fld%
2023	.000	28-1	2	7	0	0	0	0	0	0	.000	0	0	.000	0	0	0	0	4-4	14	0	0	1.000
2024	.211	36-7	19	8	4	2	0	0	5	6	.316	0	0	.211	0	1-1	0	4	1-1	69	5	0	1.000
TOTAL	.190	64-8	21	15	4	2	0	0	5	6	.286	0	0	.211	0	1-1	0	4	5-5	83	5	0	1.000



27 • KRYSTINA HARTLEY

Infielder • Senior • St. Petersburg, Fla. • Northeast HS • Hospitality & Tourism

CAREER HIGHS

Hits:	2	vs. Louisiana (2/19/23)	RBI:	3	2x, last vs. Ga. Southern (3/5/23)
Doubles:	1	at FIU (3/26/22)	Runs:	2	vs. Louisiana (2/19/23)
Triples:	1	vs. Ga. Southern (3/5/23)	Walks:	1	7x, last vs. Alabama State (4/17/24)
Home Runs:	1	vs. Louisiana (2/19/23)	Stolen Bases:	1	4x, last vs. Ga. Southern (3/5/23)

HONORS AND AWARDS:

- 2024 NFCA/Easton Scholar-Athlete
- 2024 All-ACC Academic Team
- 2023 Sniper Award Winner
- 2023 Seminole Warrior Award Winner
- 2022 Seminole Warrior Award Winner

JUNIOR SEASON (2024):

Made 20 appearances for the Noles while making two starts... Made three appearances for the Noles on opening weekend at the JoAnne Graf Classic...Recorded a hit and scored a run against No. 4 Georgia (2/17/24) at the Shriners Clearwater Invitational... Scored a run in the Seminoles victory over South Dakota State (3/12/24)...Scored a run against Louisville (4/6/24)...Recorded a walk in the Seminoles' win against Alabama State (4/17/24).

SOPHOMORE SEASON (2023):

Made 21 starts in 42 games for the Seminoles...Hit .346 in 26 at bats recording seven RBI and one home run...Scored twice and hit her first double of the season in a run-rule win at Notre Dame (4/30)...Hit a single to send the runner home and force the run-rule victory over Georgia Tech (4/2)...Smacked her first career triple with bases loaded into right for three runs against Georgia Southern (3/5)...Hit her first career home run with a three-run shot to left center over Louisiana (2/19)...Had her third career hit and first of the season against Arkansas (2/17)...Walked in back-to-back games against Purdue (2/11) and Longwood (2/12).


FRESHMAN SEASON (2022):

Played in 23 games as a freshman... hit .200 (2-for-10) with a double and an RBI... came in as a pinch-runner nine times and scored six runs with one stolen base... went 1-for-1 against Troy (3/23) with an RBI... was 1-for-2 with a double at FIU (3/26).

HIGH SCHOOL:


Hartley is ranked 18th by Extra Inning Softball in the 2021 class rankings ...she is a two time Class 2A State Player of the Year

in Florida...finished her freshman campaign with a .409 batting average and improved on that in her sophomore season of high school...batted .469 her sophomore year and was named team MVP for Northeast High School in St. Petersburg, Fla...during her junior season she batted .300 before the season was cut short due to COVID-19.



CAREER STATISTICS

Year	avg	gp-gs	ab	r	h	2b	3b	hr	rbi	tb	slg%	bb	hbp	so	gdp	ob%	sf	sh	sb-att	po	a	e	fld%
2022	.200	23-0	10	6	2	1	0	0	1	3	.300	0	0	6	0	.200	0	0	1-2	0	2	0	1.000
2023	.346	42-21	26	12	9	1	1	1	7	15	.577	6	3	5	0	.514	0	0	3-4	17	38	6	.902
2024	.083	20-2	12	3	1	0	0	0	0	1	.083	1	0	0	0	.154	0	0	0-0	11	6	1	.944
TOTAL	.250	85-23	48	21	12	2	1	1	8	19	.396	7	3	11	0	.379	0	0	4-6	28	46	7	.948

**31 • MAKENNA REID****Pitcher • Junior • Portland, Ore. • Tigard HS • Interdisciplinary Social Science****CAREER HIGHS (AT MINIMUM 1.0 INNINGS)**

Innings Pitched:	7.0	vs. Duke (3/16/24)	Walks Allowed:	0	28x, last at Boston College(4/21/24)
Runs Allowed:	0	25x, last at Boston College (4/19/24)	Strikeouts:	9	vs. Arkansas (2/17/23)
Earned Runs:	0	39x, last at Oklahoma (5/24/24)	Hits Allowed:	0	19x, last vs. Purdue (3/9/24)

HONORS AND AWARDS:

- 2023 D1Softball Freshman Team All-American
- 2023 TUCCI/NFCA Freshman of the Year Top 10 Finalist
- 2023 All-ACC Second Team
- 2023 All-ACC Freshman Team
- ACC Co-Pitcher of the Week (Apr. 25, 2023)
- 2023 FSU Rookie of the Year

SOPHOMORE SEASON (2024):

Made 31 appearances and nine starts in the circle for the Noles after battling injury for the final month of the season... Finished the season with 12-1 record and 3.29 ERA...Made three appearances in the circle for the Noles on opening weekend recording 10 total strikeouts in just seven innings pitched and picked up her first win of the season against Florida A&M (2/11/24)...Picked up her second win of the season in the circle for the Noles vs FIU (2/22/24) giving up just two runs, one walk while striking out three in the victory...Picked up two wins in the circle for the Noles at the FGCU Spring Break Classic pitching for a combined 8.2 innings, allowing just two earned runs and striking out 11 in those victories...Pitched a complete game in the Seminoles 4-2 victory over No. 4 Duke. She threw 7.0 innings, allowing zero earned runs, one walk and struck out five...Picked up her seventh and eighth wins of year in the circle for the Noles at Pittsburgh (3/23/24 & 3/24/24) pitching a total of 5.1 innings, allowing just two runs and striking out seven...Got her 10th victory in the circle for the Noles vs. McNeese (4/2/24) pitching 4.1 innings allowing zero runs, and zero walks in the win...Recorded her 11th victory in the circle for the Noles pitching 2.1 innings, allowing zero runs at Louisville (4/6/24)...Captured her 12th win in the circle for the Noles pitching 5.0 innings, allowing three runs, one walk, and struck out four vs. Notre Dame (4/13/24)...Pitched 4.1 innings in two wins against Boston College where she allowed just one run... Did not allow an earned run in the Super Regional against Oklahoma (5/24/24) and allowed just one hit.

FRESHMAN SEASON (2023):

Made 43 appearances and four starts...Finished the season with a perfect 13-0 record and 0.97 ERA in 79.1 innings...Recorded 91 strikeouts and the most saves ever by a freshman in program history with six...Earned her first-ever start in the WCWS against seventh-seeded Washington, giving up just one

hit (6/3)...Made several relief outings throughout the NCAA Tournament...Started in the circle for the ACC Tournament Finals and gave up no runs to ninth-ranked Duke through 2.0 innings (5/13)...In her first postseason appearance she gave up no hits, pitched 3.0 innings and struck out three in the ACC Tournament Quarterfinals against Syracuse (5/11)...Made her second career start in the marquee matchup against Florida and completed 3.0 innings (4/26)...Worked 4.2 innings in her longest career outing at Virginia Tech, earning her tenth win of the season (4/21)...Pitched another 3.0 innings in relief against Clemson and took the victory with no hits (4/7)...Made her first collegiate start at fourth-ranked Clemson and struck out five batters in a scoreless 3.0 innings of work (4/6)...Took her first conference victory in the relief outing against Georgia Tech where she struck out four and gave up no hits (3/31)...Made her first conference appearance against Syracuse and took her second career save with 3.0 frames (3/18)...Pitched her fifth victory against Colgate as she sat down four batters on strikes in 2.1 innings (3/4)...Worked a career high 4.1 innings against FGCU where she struck out five batters (2/24)...Earned her second victory in her relief outing against Arkansas, strik-



31 • MAKENNA REID

Pitcher • Junior • Portland, Ore. • Tigard HS • Interdisciplinary Social Science

ing out nine in 3.1 innings (2/17)...Took her first victory in her first appearance with 6 strikeouts in 3 innings against Lipscomb (2/9), threw the bulk of pitches and struck out 5 (2/11), and closed Longwood with 3 punchouts on 3 batters faced (2/12).

HIGH SCHOOL:

As a senior, Reid was named the Max Preps Player of the Year for the state of Oregon as she led her high school to be ranked 23rd in the country on their way to their first ever 6A State Championship... Reid earned a 27-2 record after tossing 199.0 innings and recording 438 strikeouts, 21 shutouts, three perfect games and six no-hitters all while earning an ERA of 0.46... she currently holds two Oregon State record for 27 strikeouts in 10 innings and 21 strikeouts in a state championship game... Reid was named First Team All-League Pitcher during her freshman, junior and senior seasons and was named a 6A All-State Pitcher her junior and senior years...as a junior she went 15-2 with 218 strikeouts in 108 innings... Reid is a three-time USSSA All-American (2015-17)...Daughter of Chris Reid... finished high school with a 3.65 GPA... born April 7, 2004...majoring in Sport Management.



CAREER PITCHING STATISTICS

Year	era	w-l	app	gs	cg	sho	sv	ip	h	r	er	bb	so	2b	3b	hr	bavg	wp	hbp	bk	sfa	sha
2023	0.97	13-0	43	4	0	0/7	6	79.1	39	18	11	22	91	6	0	4	.141	5	8	0	5	2
2024	3.29	12-1	29	15	2	1/4	1	89.1	85	49	42	35	76	14	4	14	.251	11	8	0	6	9
TOTAL	2.20	25-1	72	19	2	1/11	7	168.2	124	67	53	57	167	20	4	18	.196	16	16	0	11	11



32 • JAZZY FRANCIK

Pitcher • Freshman • Rockledge, Fla. • Melbourne HS • Sport Management

HIGH SCHOOL:

Francik ended her high school career with a staggering 0.40 ERA for Melbourne High School...Recorded 1,507 strikeouts in her high school career...Threw 21 no hitters including seven during her senior season...Finished her senior year with a 26-1 record with 399 strikeouts and a 0.20 ERA...Allowed just five runs in 175.2 innings of work...Francik was part of the 2022 Class 6A State Championship team and earned a mantle full of honors including the 2022 Gatorade Player of the Year, 2022 Florida Dairy Farmers Miss Softball, 2022 MaxPreps National Sophomore of the Year, a four-time Florida Today Softball Player of the Year and a three-time MaxPreps First Team All-American...Francik was also selected to the Great Britain National Team...Francik bleeds Garnet and Gold on the field but is very creative off the field as well. Francik was an Honor AP Scholar, a National Honor Society member, and finished first in Florida Future Problem-Solving Scenario Performance...Francik was inducted into the Melbourne High School Hall of Fame this past fall.





42 • JAYSONI BEACHUM

Infielder • Sophomore • Tallahassee, Fla. • Florida State University Schools • Criminology

CAREER HIGHS

Hits:	4	at Pittsburgh (3/23/24)	RBI:	5	vs. North Carolina (4/26/24)
Doubles:	1	11x, last vs. Georgia Tech (5/10/24)	Runs:	3	2x, last at Boston College (4/21/24)
Triples:	1	vs. Duke (3/17/24)	Walks:	3	2x, last vs. NC State (3/28/24)
Home Runs:	2	vs. Nicholls (2/24/24)	Stolen Bases:	1	3x, last vs. McNeese (4/2/24)

HONORS AND AWARDS:

- 2024 TUCCI/NFCA Division I Freshman of the Year
- 2024 NFCA Second Team All-American
- 2024 D1 Softball National Freshman of the Year
- 2024 Softball America National Freshman of the Year
- 2024 ACC Freshman of the Year
- 2024 First Team All-Southeast Region
- 2024 First Team All-ACC
- 2024 USA Softball National Player of the Year Top 10 Finalist

FRESHMAN SEASON (2024):

Finished the season leading the team in batting average (.417), hits (78), home runs (16), RBI (66) and on-base percentage (.509)...Broke the school's freshman RBI record with 66 and posted the third-highest batting average in school history.... Became the first Seminole and the first ACC athlete to win the TUCCI/NFCA Division I Freshman of the Year...Also became just the third true freshman in school history to be named a NFCA All-American...Beachum was one of two players to start every single game for the Seminoles...Beachum started all five games over the weekend to kick off her freshman campaign...In her 15 at-bats she ripped eight hits for seven RBI's, including a home run and averaged .533 at the plate... At the Shriners Children's Clearwater Invitational she scored and got a base knock vs No. 9 Stanford...Put together three hits, two RBI's, and a run scored vs No. 20 UCLA...Accounted for five hits, four RBIs, and hit two home runs in two games of the Dugout Club Classic vs. Nicholls...Hit two home runs during the FGCU Spring Break Classic and drove in five RBIs while the Noles went on to finish the weekend with a 4-1 record...Went 2-2 with two runs scored in the Noles 4-2 victory over No. 4 Duke...Had her career high in hits with four against Pittsburgh (3/23/24) and added four RBI's in the Noles win...Following the Louisville series she is the team leader in batting average (.447) and hits (51)...Is second on the team in slugging (.719)... In the series against Notre Dame she tallied up five hits, including a double and a home run and also had five RBIs in the

Noles three-game sweep...She had two home runs and drove in five Noles in the doubleheader vs. Alabama State...Tallied two home runs, a double, six hits, three RBIs, and four runs scored in the Noles three-game sweep over Boston College. Her performance rewarded her with ACC Player of the Week honors (4/23/24)...Hit a three-run home run in the win against No. 12 Florida...Hit a home run and drove in five runs for the Noles in the victory over North Carolina (4/26/24)... Went 3-5 with a home run and three RBIs against No. 9 Florida (5/1/24)...Hit a solo home run in the semi-final of the ACC Tournament in the win vs. Georgia Tech...Recorded two hits and a RBI in the Tallahassee Regional...Hit the game-tying





42 • JAYSONI BEACHUM

Infielder • Sophomore • Tallahassee, Fla. • Florida State University Schools • Criminology

home run against No. 2 Oklahoma (5/23/24) in the second game of the Norman Super Regional.


HIGH SCHOOL:

Beachum lettered in softball for seven years starting in the sixth grade and ranks as the No. 14 player in the Extra Innings Extra Elite 100...in 2018 she was named First Team All-Select 30 and a USA All-American and in 2019 she earned the Gamechanger Award (Equivalent to MVP)...in 2020 she was named to the Junior Olympic Cup All-Tournament team and earned the Defensive Award as a freshman...as a sophomore in 2021 Beachum earned the Offensive Award and the Super 12 Award... she finished the season with 19 home runs, the third most in the state of Alabama for MaxPreps...she was also the Kasey Cooper Home Run Derby Champion with 80 home runs in the last round...she finished off 2021 by being named the Alabama 3A All-State Hitter of the Year...as a junior she was named the 2022 Big Bend Player of the Year and to the All-Big Bend First Team...she was also named the Florida Atlantic Coaches Association District 3 Player of the Year...she finished off the 2022 season named the Florida State University Schools Varsity Softball Most Valuable Player. Beachum was a member of the National Honor Society all four years of high school...her uncle Earnest Robinson ran track at Alabama, her cousin Reshard Pittman played football at rice, her aunt Shanitha Pitman played basketball at Pensacola College and Savannah State University and her cousin Elijahun Jackson played football at Webber University.



CAREER STATISTICS

Year	avg	gp-gs	ab	r	h	2b	3b	hr	rbi	tb	slg%	bb	hbp	so	gdp	ob%	sf	sh	sb-att	po	a	e	fld%
2024	.417	62-62	187	55	78	11	1	16	66	139	.743	34	6	14	1	.509	5	1	4-4	37	127	5	.970
TOTAL	.417	62-62	187	55	78	11	1	16	66	139	.743	34	6	14	1	.509	5	1	4-4	37	127	5	.970



44 • ISABELLA RUGGIERO
 Catcher/Utility • Freshman • West Palm Beach, Fla. • Oxbridge Academy • Sport Management

HIGH SCHOOL:

Finished her senior season with a .617 batting average, 37 hits, 26 extra-base hits, 50 RBI and 16 home runs...Her 16 home runs led the state of Florida...Was named the Palm Beach 5A-1A Player of the Year...Was selected to compete with U18 US National Team at the WBSC World Cup Finals.. Ruggiero was named to the 3A All-State First Team her freshman season before going on to be part of the Sun-Sentinel All-County First Team throughout her high school career while also earning two USA Today HSSA Player of the Year nominations...She was also named to the 2023 Colorado Sparkler/Firework 18U All-Tournament Team and selected to the 2024 Alliance All-Star Game...Off the field, Ruggiero brings a bright personality as well as some great academic success. She was a member of the National Honor Society and the Science National Honor Society member and qualified for magna cum laude honors.



**51 • MICHAELA EDENFIELD****Catcher • Redshirt Senior • Sneads, Fla. • Sneads HS • Humanities****CAREER HIGHS**

Hits:	3	8x, last at Louisville (4/6/24)	RBI:	6	vs. Georgia Tech (4/1/23)
Doubles:	2	2x, last vs. Duke (3/17/24)	Runs:	3	2x, last at Pittsburgh (3/24/24)
Triples:	1	at Louisville (4/6/24)	Walks:	3	5x, last at Oklahoma (5.23.24)
Home Runs:	2	3x, last vs. FIU (2/22/24)	Stolen Bases	1	6x, last vs. FGCU (3/10/24)

HONORS AND AWARDS:

- 2024 NFCA Third Team All-American
- 2024 NFCA Second Team All-Southeast Region
- 2024 First Team All-ACC
- 2024 ACC All-Tournament Team
- 2024 ACC All-Tournament Team
- 2024 USA Softball Player of the Year Top 50 Watch List
- 2024 D1 Softball Preseason Top 100 - No. 52
- 2024 Preseason All-ACC Team
- 2023 WCWS All-Tournament Team
- 2023 NFCA Southeast All-Region Third Team
- 2023 All-ACC Second Team
- 2022 NFCA Southeast All-Region Third Team
- 2022 All-ACC Second Team
- 2022 Schutt Sports/NFCA Division I National Freshman of the Year Top 10 Finalist
- Co-ACC Player of the Week (April 5, 2022)
- D1 Softball Freshman of the Week (February 22, 2022)
- ACC Player of the Week (February 22, 2022)
- 2021-2022 Golden Nole Award: Rookie of the Year
- 2022 FSU Rookie of the Year

REDSHIRT JUNIOR SEASON (2024):

Started 53 games for the Noles...Had the most consistent season of her career as she hit a career-high .381 this season with 15 home runs and 46 RBI to earn her first NFCA All-America honor...Was also named a First Team All-ACC selection for the first time in her career...She collected six hits in the first five games, two going for extra bases including a home run...Earned a perfect fielding percentage behind the dish over opening weekend... Hit a two-run home against UCLA (2/16/24)...Hit four home runs and drove in nine runs over the course of the Dugout Club Classic...Had two home runs including a grand slam during the FGCU Spring Break Classic totaling eight RBIs over the course of the tournament...Hit a two-run home run in the Seminoles victory at Pittsburgh (3/24/24) ... Had three hits, and four RBI including a three-run home run in the Noles victory against McNeese (4/3/24)...Went 3-4 with a double, triple, and home run in the Seminoles win at Louisville (4/6/24)...Scored two runs and hit a two-run home run in the Noles victory over North Carolina (4/27/24)...Scored two runs and had a base hit against No. 9 Florida (5/1/24)...Had a hit, two RBIs and scored a run in the ACC Tournament semi-final in the win against Georgia Tech...Hit the game-tying home run in the Tallahassee Regional Final against Auburn.

REDSHIRT SOPHOMORE SEASON (2023):

Played in 68 out of the 69 games, starting 64 of them...Hit a team-high 13 home runs and drove in a team-high 53 RBI...Recorded hits in four out of the five games at the Women's College World Series to earn WCWS All-Tournament Team honors...Crushed a home run to tie the game against Tennessee in the WCWS Semifinals...Drove the first pitch she ever saw at the WCWS for a two-run home run to give FSU the lead against Oklahoma State...Recorded two hits and an RBI in two games against Georgia in the Super Regionals...Hit a two-run home run in the opening game of the Tallahassee Regional against Marist...Had three hits and three RBI against Louisville to help clinch the ACC Regular Season Championship...Crushed her tenth homer of the season with a two-run shot over cen-



51 • MICHAELA EDENFIELD

Catcher • Redshirt Senior • Sneads, Fla. • Sneads HS • Humanities

ter field at Notre Dame (4/30)...Launched a timely three-run homer to tie the game at Notre Dame (4/28)...Hit two doubles in the run-rule victory at Virginia Tech (4/22)...Walked six times throughout the Virginia series (4/14-15)...Provided a two-run double and a three-run home run for five RBIs at fourth-ranked Clemson (4/6)...Had a perfect 3-3 day at the plate with two singles and a monster grand slam against Georgia Tech, a six RBI day (4/1)...Launched a solo bomb past center field for the first run of the series against Duke (3/24)...Hit a three run blast over third-ranked Oklahoma State to build a four-run lead (3/10)...Hit a grand slam against Colgate for her second home run of the season (3/4)...Started hot at the JoAnne Graf Classic with 5 hits, 2 doubles, and a timely dinger to take the lead against Lipscomb in the second game (2/9), one of three hits that same game for a career-tying best

took Sneads high school to its first State Championship Game in 2019...also played volleyball in high school where she was a four-time 1A State Champion and selected as her volleyball team's MVP in 2017...Majoring in Business with the dreams of becoming a media marketing manager for either a sports team or sportswear company...was named the 2019 Homecoming Queen at Sneads High School...daughter of Tami Powell...born March 7, 2002.

REDSHIRT FRESHMAN SEASON (2022):


Started in all 61 games of the 2022 season... finished the season with a .293 batting average (46-for-157) four doubles and a team leading 16 home runs... she finished second on the team with 53 RBI and scored 36 runs while leading the team with a .624 slugging percentage... her 16 home runs were three shy of the Florida State freshman record... hit seven home runs in the first 16 games of her career... hit her first career home run against Loyola Chicago (2/12)... went 2-for-2 with a home run and three RBI against No. 9 Texas (2/18)... hit a two run home run against No. 25 UCF (2/20)... hit a solo home run in FSU's extra innings win over No. 2 UCLA (2/20)... tied the game in the sixth inning at No. 4 Alabama (3/16) with a three run home run off the left field foul poll... recorded her first two run home run game at Troy (3/23) where she went 3-for-3 with five RBI... had her second two run home run game at Virginia (4/1), she went 2-for-2 with a pair of walks and three RBI... recorded her 16th home run of the season against No. 17 Clemson (4/23) in FSU's 6-0 win.

FRESHMAN SEASON (2021):

Redshirted the season.

HIGH SCHOOL:

Attended Sneads High School in Sneads, Florida...batted .440 with 99 hits, 101 runs, 32 doubles and 28 home runs throughout her high school career...participated in the 2019 USA Softball Junior Women's National Team selection trials...



CAREER STATISTICS

Year	avg	gp-gs	ab	r	h	2b	3b	hr	rbi	tb	slg%	bb	hbp	so	gdp	ob%	sf	sh	sb-att	po	a	e	fld%
2022	.293	61-61	157	36	46	4	0	16	50	98	.624	39	2	45	1	.435	2	-	1-1	308	20	3	.991
2023	.255	68-64	153	31	39	7	0	13	56	85	.556	47	5	41	2	.442	1	0	2-3	302	15	6	.983
2024	.381	53-53	134	33	51	10	1	15	46	108	.806	35	2	25	4	.509	2	0	2-2	186	11	1	.995
TOTAL	.306	182-178	444	100	136	21	1	44	152	291	.655	121	9	111	7	.459	5	0	5-6	796	46	10	.988

12 WCWS APPEARANCES • 33 ACC CHAMPIONSHIPS • 36 NCAA APPEARANCES

**66 • ANNABELLE WIDRA****Pitcher/Infield • Senior • Hoover, Ala. • Spain Park HS • Interdisciplinary Social Sciences****CAREER HIGHS (AT MINIMUM 1.0 INNINGS)**

Innings Pitched:	7.0	2x, last vs. Alabama (5/4/24)	Walks Allowed:	0	7x, last vs. Chattanooga (5/17/24)
Runs Allowed:	0	27x, last vs. Chattanooga (5/18/24)	Strikeouts:	10	vs. St. John's (2/10/23)
Earned Runs:	0	14x, last vs. UCF (5/18/24)	Hits Allowed:	0	10x, last vs. Samford (4/3/24)

CAREER HIGHS (BATTING)

Hits	3	vs. Southeast Missouri State (2/23/24)	Home Runs:	2	vs. Southeast Missouri State (2/23/24)
Doubles:	1	6x, last vs. UCF (5/17/24)	RBI	3	at Illinois (2/12/24)
Triples:	1	vs. Maryland (5/12/22)	Runs:	3	vs. Southeast Missouri State (2/23/24)
			Walks:	1	22x, last vs. Chattanooga (5/18/24)

HONORS AND AWARDS

- 2024 CSC Academic All-District
- 2024 Plainsman Invite All-Tournament Team
- 2023-24 Chi Alpha Sigma Inductee
- 2022-23 First-Year SEC Academic Honor Roll
- 2023 Plainsman Invite All-Tournament Team
- 2023 Tiger Invitational All-Tournament Team

JUNIOR SEASON (2024 at Auburn):

Appeared in 49 games and totaled 38 starts for the Tigers ... started 21 contests at third base, eight at second base, five at pitcher, one at shortstop and one as the designated player ... totaled 22 hits, including two doubles and two home runs, for 11 RBI ... scored 13 runs ... committed just three errors in 70 chances for a .957 fielding percentage ... made 22 total appearances in the pitching circle along with her five starts ... posted a 2.86 earned run average, allowing just 17 earned runs in her 41.2 innings of work ... held a 5-3 record with one save ... struck out 38 while issuing just three walks ... held opponents to a .254 average at the plate ... posted a 1.56 ERA in conference play, allowing just four earned runs over her nine appearances ... Plainsman Invite All-Tournament Team ... in one of the top performances of her career, set career highs in hits (3), runs scored (3) and home runs (2) versus Southeast Missouri State (2/23) ... one of her two home runs in the contest was the walk-off winner ... also tossed two innings of hitless relief versus the Redhawks to combine with Shelby Lowe for the no-hitter ... after an early home run, would toss 5.1 innings of hitless relief in Auburn's win versus USC Upstate (3/2) ... recorded a game-saving double play in the sixth inning to help carry Auburn to an upset win over No. 20 Arkansas (3/17) ... tossed a flawless inning of relief versus Samford (4/3) to combine with Maddie Penta and Shelby for just the fourth perfect game in program history ... knocked an RBI single to walk off Auburn's 9-1 win versus Louisiana Tech (4/5) ... drive in the game-tying and go-ahead runs with a two-RBI single in Auburn's series-clinching win at No. 6 LSU (4/14) ... tallied the go-ahead RBI in Auburn's comeback win versus No. 24 Kentucky (4/22) ... behind a season-high seven strikeouts, tossed her first shutout in SEC play by blanking No. 18 Alabama (5/4) to clinch the series win ... went 2-for-3 with a double and an RBI versus UCF (5/17) to open the Tallahassee Regional.

SOPHOMORE SEASON (2023 at Auburn):

Appeared in 43 games with 15 starts at third base, one at designated player and 11 in the pitching circle in her debut season on the Plains ... went 11-for-44 at the plate with one double and three home runs for eight RBI ... also scored five runs ... totaled three multi-hit games and a pair of multi-RBI contests ... made a total of 26 appearances in the circle ... posted a 9-5 record and a 2.72 earned run average, allowing just 31 earned runs in 79.2 innings pitched ... tossed three complete games, including a pair of shutouts ... issued just 17 walks compared to 57 strikeouts ... ranked sixth in the SEC with a 4.41 strikeout-to-walk ratio ... averaged just 1.49 walks per game to stand sixth in the conference ... held opponents to a .247 average at the plate ... earned All-Tournament honors at the Plainsman Invite and the Tiger Invitational ... tossed a complete-game shutout, allowing just a pair of hits and striking out a season-high 10 in Auburn's season opener versus St. John's (2/10) ... went 2-for-4 at the plate with a home run and two RBI versus Indiana (2/11) ... delivered a home run the following day in a 2-for-3 effort versus Illinois (2/12), driving in three runs ... tossed her first collegiate no-hitter behind six strikeouts in five innings versus Brown (2/24) ... earned her first victory in SEC play behind her relief ef-



66 • ANNABELLE WIDRA

Pitcher/Infield • Senior • Hoover, Ala. • Spain Park HS • Interdisciplinary Social Sciences

fort at No. 19 Georgia (3/10) ... tossed 5.1 scoreless innings of relief to earn the win and clinch Auburn's first series win over Missouri (3/24) since 2017 ... tossed 2.2 innings of relief and held Ole Miss (5/11) to one earned run and earned the victory in Auburn's comeback effort in the SEC Tournament semifinals ... tossed two scoreless innings of relief at No. 10 Clemson (5/21) while not allowing a hit.


FRESHMAN SEASON (2022 at Michigan):

Appeared in 48 games with 12 starts at second base, one at third and 24 as the designated player ... posted a .255 average ... added six multi-hit and two multi-RBI performances ... totaled 27 hits, including three doubles, one triple and one home run for 11 RBI and 18 runs scored ... also made 17 appearances in the circle with one start ... posted a 2-0 record behind a 1.73 ERA and 31 strikeouts through 32.1 innings ... made collegiate debut against Kansas City (2/11) with an RBI bunt single in her first plate appearance ... knocked a pair of hits and scored twice versus No. 21 LSU (2/19) at the St. Pete Clearwater Elite Invitational ... opened the scoring against the Tigers with an RBI double in the second inning ... drove in a pair of run off a single and scored drive at No. 10 Kentucky (3/3) ... earned her first collegiate win against Kent State (3/4) after striking out five while allowing one hit and a walk through three innings ... allowed no runs off two hits and struck out five in 2.1 innings of relief to earn the save at Wisconsin (5/6) ... also earned the save against Central Michigan (4/12) behind two strikeouts and alone hit in three relief innings Tossed five scoreless, hitless relief innings against Maryland (5/12) and No. 10 Northwestern (5/13) at the Big Ten Tournament ... earned the win against the Wildcats ... also knocked a two-run triple in the third inning against Maryland in the Big Ten quarterfinals ... named to the Big Ten All-Tournament Team.

HIGH SCHOOL:

Ranked the No. 8 prospect and No. 6 infielder by Extra Inning softball ... named to the NFCA High School All-America First Team in 2019 and 2021 ... added second team recognition in 2018 ... a two-time Extra Inning Softball First Team High School All-American (2019, 2021) ... also earned second team honors

from the publication in 2018 ... 2021 MaxPreps First Team All-American ... 2021 Alabama Gatorade Player of the Year and was three-time nominee for the award (2018, 2019, 2020) ... named the Alabama Sports Writers Association 2021 Ms. Softball ... ASWA 2021 Player of the Year ... 2018 and 2021 ASWA Pitcher of the Year ... a four-time ASWA All-State Team selection ... named Shelby County Female Athlete of the Year, Spain Park High School Female Athlete of the Year and Birmingham High School Athlete of the Year as a senior ... a five-time Shelby County Player of the Year (2017-21) ... a two-time Birmingham Player of the Year (2018, 2021) ... a three-time Over-the-Mountain Player of the Year (2018, 2018, 2021) ... named to the Over-the-Mountain Team on four occasions (2017, 2018, 2019, 2021) ... a three-time NFCA All-South Region Team member (2018, 2019, 2021) ... recorded a career .476 batting average with 220 runs scored, 165 RBI, 41 doubles, 15 triples, 31 home runs and 132 stolen bases ... posted a 120-24 career pitching record with a 1.39 ERA and 1211 strikeouts, 60 shutouts and eight perfect games ... played with the Birmingham Thunderbolts club team ... also lettered in track and field at Spain park ... bronze medalist in the 4x400 relay at the Alabama Indoor Track Championships ... turned in a top-10 finish in the 60m dash ... member of the National Honor Society, Latin Honor Society and Mu Alpha Theta.



CAREER PITCHING STATISTICS

Year	era	w-l	app	gs	cg	sho	sv	ip	h	r	er	bb	so	2b	3b	hr	bavg	wp	hbp	bk	sfa	sha
2022	1.73	2-0	17	1	0	0/2	2	32.1	22	10	8	7	31	2	0	2	.190	3	2	0	1	2
2023	2.72	9-5	26	11	3	2/4	2	79.2	78	41	31	17	75	13	1	9	.247	3	4	0	0	5
2024	2.86	5-3	22	5	1	1/3	1	41.2	43	25	17	3	38	8	0	11	.254	2	2	0	1	1
TOTAL	3.20	18-6	45	21	3	1/5	2	142.1	133	79	65	70	101	24	1	11	.244	16	10	0	1	11

CAREER HITTING STATISTICS

Year	avg	gp-gs	ab	r	h	2b	3b	hr	rbi	tb	slg%	bb	hbp	so	gdp	ob%	sf	sh	sb-att	po	a	e	fld%
2022	.255	47-38	106	18	27	3	1	1	11	35	.330	12	8	36	0	.370	1	1	9-11	14	9	3	.885
2023	.250	26-19	44	5	11	1	0	3	8	21	.477	3	0	11	1	.298	0	1	2-2	8	21	5	.853
2024	.259	41-35	85	13	22	2	0	2	11	30	.353	7	2	20	0	.330	0	4	3-5	28	39	3	.957
TOTAL	.248	140-103	234	36	58	6	1	6	30	76	.359	22	10	67	1	.337	1	6	14-18	50	69	11	.898

12 WCWS APPEARANCES • 33 ACC CHAMPIONSHIPS • 36 NCAA APPEARANCES

**77 • KATIE DACK****Catcher/Outfield • Senior • Parker, Colo. • Rock Canyon HS • Psychology****CAREER HIGHS**

Hits:	3	3x, last vs. FGCU (2/23/23)	RBI:	4	4x, last vs. Virginia (4/14/23)
Doubles:	2	vs. Kansas (2/20/22)	Runs:	3	vs. Abilene Christian (4/1/22)
Triples:	1	2x, last vs. Lipscomb (2/9/23)	Walks:	3	vs. Abilene Christian (4/2/22)
Home Runs:	1	26x, last at Boston College (4/21/24)	Stolen Bases:	1	5x, last vs. Purdue (3/9/24)

HONORS AND AWARDS:

- 2023 NFCA All-Southeast Region Third Team
- SEC Freshman of the Week (April 5, 2022)
- SEC Freshman of the Week (April 26, 2022)
- All-SEC Second Team
- NFCA All-South Region Third Team (2022)
- D1 Softball 2022 Top 75 Impact Freshmen (Preseason)

JUNIOR SEASON (2024):

Made 45 appearances including 20 starts for the Seminoles...Hit .262 with three home runs and 10 RBI...In her six at-bats at the JoAnne Graf Classic, she got two hits and drove in a run... Had two hits and a RBI against No. 4 Georgia (2/17/24) at the Clearwater Invitational ...Had two hits over the weekend at the Dugout Club Classic...Picked up her seventh hit of the season against FGCU (3/8/24) at the FGCU Spring Break Classic...Had two hits, including a home run in the Seminoles win over NC State (3/30/24)...Had an RBI in the Noles victory vs. Alabama State (4/17/24)...Went 2-for-4 including two RBIs, two runs scored and hit a home run in the Noles victory over Boston College (4/21/24)...Had a base hit in the Noles victory over No. 12 Florida...Hit a RBI-double against No. 9 Florida (5/1/24).

SOPHOMORE SEASON (2023):

Played in 65 games while making 53 starts...Hit .299 with 11 home runs and 37 RBI...Recorded a hit against Washington at the Women's College World Series...Recorded a home run on her birthday in the first round of the NCAA Regional against Marist...Recorded two hits and three RBI in two wins over rival Florida...Perfectly placed a ball into right field to send three runners home on a double before a solo shot to left for her tenth home run of the season over Virginia (4/14)...Provided consistent at-bats with one hit in each of the three games against Georgia Tech, highlighted by a two-run homer over right field (4/2)...Hit a monster three-run home run over first ranked Oklahoma for the 4-3 lead in the game (3/14)...Had nine hits in the Unconquered Invitational, seven singles, a double, and two run shot to left (2/23-25)...Provided a double and a solo shot against Arizona in Clearwater (2/17)...Began her Seminole career with a triple (2/9) and 2 home runs (2/11), leading to 6 RBIs on opening weekend.

FRESHMAN SEASON (2022 at Texas A&M):

Made an appearance in 57 games while starting 43 of those contests, splitting time as the designated player, left fielder and

catcher for the Aggies as a true freshman...Launched her first career home run against TAMUCC in Aggie Classic (2/11)...Homered against SHSU (2/16)...Recorded two doubles and a triple in Texas A&M Invitational...Got on base four times in Auburn series, her first SEC series of career... Launched her first career grand-slam in the Aggies' victory over No. 17 Georgia (3/27)...Contributed three runs and three RBI against Abilene Christian, as well as launched her fourth home run of the season (4/1) and drew a trio of walks against Abilene Christian (4/2)...Launched a three-run bomb off the bench against No. 21 LSU (4/10)...Hit a bomb in game two against No. 14 Tennessee (4/17)...Came off the bench and hit a first-pitch bomb against No. 2 Alabama (4/24), her seventh home run of the season...Tallied two-RBI and hit a bomb against Lamar (4/27)...Launched a long ball in two of the three games against No. 25 Missouri and drew a total of four walks against the Tigers...Tallied a home run and double in the first of two games against Houston (5/4)...Had the 9th inning walk-off RBI single to lift the Aggies above No. 5 Arkansas (5/6) then hit her 12th home run of the season and tallied two RBI against the Razorbacks (5/7)...Recorded a home run in four straight games becoming the first to do so since 2012...Became the fourth A&M freshman to ever land a spot on the All-SEC Second Team...Finished the year with



77 • KATIE DACK

Catcher/Utility • Senior • Parker, Colo. • Rock Canyon HS • Psychology

a .303 batting average, recording the second-most home runs (13) to go with 40 RBI...Turned in 10 multi-RBI games.

HIGH SCHOOL:

Was a four year starter for head coach Mike DeSimone at Rock Canyon High School... Guided her team to Regional Champions in 2018 and 2019... Helped her team finish first in league for three consecutive years... Made it to the Elite 8 in state with her team in 2020... Played club softball for Colorado Styxx 18u Gold under Coach Pablo Severtson... Assisted her team to be first team all-conference for three consecutive years along with first team all-state for two consecutive years... Ranked Flo softball top 100 recruit...Named Continental player of the year during her 2019 and 2020 seasons... Awarded Metro south player of the year in 2019... Became Jaguar of the year in 2020... Competed in track for two seasons... Was the State Champion in shot put and disc in 2018... Named Thrower of the year in 2018...Attended Rock Canyon High School during her high school career...Received first team all-academic for three consecutive years... Was a member of the Les Schwab Academic all team in 2018.



CAREER STATISTICS

Year	avg	gp-gs	ab	r	h	2b	3b	hr	rbi	tb	slg%	bb	hbp	so	gdp	ob%	sf	sh	sb-att	po	a	e	fld%
2022 (TAMU)	.303	57-43	119	25	36	6	1	13	40	83	.697	26	0	40	0	.419	3	0	2-4	37	2	3	.929
2023	.299	65-63	134	26	40	6	1	11	37	81	.604	23	1	28	1	.400	2	0	3-4	31	1	0	1.000
2024	.262	45-20	65	10	17	1	0	3	10	27	.415	13	1	14	0	.392	0	0	1-1	21	1	1	.957
TOTAL	.292	167-116	318	61	93	13	2	27	87	191	.601	62	1	82	1	.406	5	0	6-9	89	4	4	.962



HEAD COACH LONNI ALAMEDA



Entering her 17th season as the head coach of the Florida State softball program in 2025, Hall of Famer Lonni Alameda has guided the Seminoles back into one of the nation's best teams. After seven Women's College World Series appearances from 1987-2004, the Seminoles have returned to the final site of women's collegiate softball five times in the last nine complete seasons (2014, 2016, 2018, 2021 and 2023), including winning the program's first NCAA National Championship in 2018, two WCWS Finals appearances in 2021 and 2023, a WCWS Semifinals appearance in 2016, as well as eight consecutive trips to the NCAA Super Regionals (2013-19, 2021). Florida State had earned seven ACC regular season/division titles in a row and six straight ACC Tournament titles heading into the 2021 season and now owns 19 ACC Tournament Championships while adding 17 ACC Regular Season Championships.

FSU has played in the NCAA postseason every year under Alameda and is one of only seven schools to participate in the NCAA Tournament in every season since 2000. Since Alameda has made Tallahassee her home, she has led the Seminoles to 13 ACC Championship game appearances in 15 full seasons, with titles in 2011, 2014, 2015, 2016, 2017, 2018, 2019, 2021 and 2023. The Seminoles have hosted a NCAA Regional the last 10 seasons and are one of just four programs (Alabama, Oklahoma and UCLA) to host a regional in each of the last 10 seasons.

FSU continued their reign as one of the top programs of the country in 2024 as they finished the season with a 46-16 record and reached a NCAA Super Regional for the 10th time in the last 11 seasons. After a tough start to the season where the Seminoles were 18-9 and were coming off losses in four out of its five games to the likes of Alabama, Duke and Texas, FSU went 22-1 in its next 23 games to put themselves in position to host another NCAA Regional. FSU breezed through the Tallahassee Regional as they went 3-0 in a regional for the first time since 2021. FSU's season ended in the Super Regional

as they fell to eventual National Champion Oklahoma in Norman. FSU had one of the best offenses in school history as they broke the school record for batting average and scored the second-most runs in school history.

Several Seminoles had great individual success throughout the season as a school-record tying eight Seminoles were named to the All-ACC Team. Jaysoni Beachum, Michaela Edenfield, Kalei Harding and Kaley Mudge were each named to the All-ACC First Team. Ashtyn Danley, Devyn Flaherty and Isa Torres were named to the All-ACC Second Team while Jahni Kerr was named to the All-ACC Third Team. Beachum put together one of the greatest freshman seasons in school history and became the first Seminole to win the TUCCI/NFCA Division I Freshman of the Year. Beachum was also named the ACC Freshman of the Year and was a Second Team NFCA All-American. Michaela Edenfield was also named the a Third Team NFCA All-American.

After a shocking exit in the 2022 Tallahassee Regional, Alameda put together one of her best coaching displays in the 2023 season. Returning all but two starters, the Seminoles were ready to prove that they are still one of the top programs in the country, and they did just that. Playing one of the toughest schedules in the country which included 29 games against ranked opponents, 26 of those away from home, the Seminoles posted a 58-11 record. The Seminoles rolled through the ACC schedule finishing 19-2 en route to another ACC Regular Season Championship. The Seminoles did not drop a single series in ACC play and also went on to defeat Syracuse, Virginia Tech and Duke in the ACC Tournament to win their second-straight ACC Championship earning Alameda the ACC Coach of the Year honor.

The Seminoles then faced maybe their toughest mental test of the season in the Tallahassee Regional Final where they fell to South Carolina to force a winner-take-all. The Seminoles responded as Second-Team All-American and ACC Pitcher of the Year Kathryn Sandercock threw the Seminoles' first-ever postseason perfect game to end the Seminoles to the Super Regional. FSU dominated Georgia in the Tallahassee Super Regional in front of back-to-back capacity crowd to advance to their fifth Women's College World Series under Alameda. FSU stayed hot in Oklahoma City winning their first three games by a combined score of 16-1 to advance to the Championship Series for the third time in their last three trips to Oklahoma City. The Seminoles ran into a buzzsaw in Oklahoma who finished with the best record in collegiate softball history to win the National Title over the Seminoles.

The Seminoles placed eight on the three All-ACC teams including Kathryn Sandercock and Jahni Kerr who were named First Team All-ACC. Alameda was also influential in the development of star freshman pitcher Makenna Reid who was named a Top 10 Finalist for the NFCA/TUCCI Freshman of the Year award and was also named a Second Team All-ACC honoree.

In 2022, the Seminole were back on top of the ACC, winning their eighth ACC Championship under Alameda and 18th in school history. Florida State made it into the NCAA Tournament for the 22nd straight year and hosted a regional for the eighth consecutive season. Their number two national seed was the highest seeding that Florida State softball has had in the NCAA Tournament in program history. The Seminoles finished the season with a 54-7 record and a .885 winning percentage. That winning percentage is tied for the highest in a season in school history with the 1982 team that won the AIAW National Championship. The Seminole defense was a big reason why the Noles finished with 54 wins. FSU finished the season with the second-highest fielding percentage in the country (.982) and with the fifth most shutouts in the nation (20). The Florida State defense was led by first-team All-ACC members, Kathryn Sandercock, Sydney Sherrill, Kaley Mudge and Mack Leonard. Sandercock finished the season with a 1.44 ERA and a 30-3 record. Her 30 wins were the second-most in the country. Sherrill was named the ACC's Defensive Player of the Year for the third time in her career as she finished the season with a .975 fielding percentage.

The Florida State offense showed some power in 2021 finishing with 70 home runs as a team. Those 70 home runs ranked fourth in a season in school history and led to 363 runs, the sixth-most in a season in school history. The offense was led by transfer Mack Leonard who led the team with a .375 batting average, eight home runs and 49 RBI. Kalei Harding and Michaela Edenfield helped bring home the most runs for the Noles as Harding recorded 15 home runs and 11 doubles leading to a team-high 53 RBI. Edenfield had 16 home runs in her freshman season, three shy of Jessie Warren's freshman record, and accounted for 50 RBI. Sydney Sherrill capped off her career with a .321 batting average and 16 more doubles to finish her career with an ACC and FSU record of 82 career doubles.

The Seminoles came up one win short of claiming their second national title in 2021 as the Noles made it all the way to the Women's College World Series Championship Series. Florida State finished the season with a 49-13-1 record in 2021 and did it differently than years past. FSU was not the power-hitting team of old but won by playing cerebral softball with good pitching and great defense, led by second-team All-American Kathryn Sandercock and the two-time ACC Defensive Player of the Year, Sydney Sherrill. Florida State led the ACC and was ranked 22nd in the country in fielding percentage (.975) in 2021 and finished with the second-best team ERA in the ACC and 11th best in the NCAA (1.82). The Seminole defense also turned and ACC leading 33 double plays, which ranked second in the nation.

The Noles finished second in the ACC regular season and did not win the ACC Tournament for the first time since 2014 but that did not affect their postseason run as the Noles won 10 games in the NCAA Tournament and were one game away from being crowned national champions for the second time in program history. FSU cruised through the Tallahassee Regional, going 3-0 while only allowing two runs. The Noles then headed to Baton Rouge, La. to take on LSU in the Super Regional and the Seminoles swept the Tigers winning 1-0 and 4-3 in nine innings in dramatic fashion to head to the WCWS for the fourth time under Alameda. After losing their first game of the WCWS, Florida State won four straight against Arizona, Oklahoma State and Alabama (twice) to head to the championship series for the second time in program history. After winning game one against Oklahoma the Seminoles would fall in games two and three.

Half of the 2020 Seminoles were newcomers with six freshmen, three transfers and two redshirt players, as the Seminoles replaced five starters from the 2019 season. The youth on the field was matched in the coaching staff as Troy Cameron joined the team, along with many new members of the support staff in several departments. Florida State finished with a 17-7 record in the shortened 2020 season due to the COVID-19 pandemic, with nearly half of its games (11-of 24) coming against ranked

HEAD COACH LONNI ALAMEDA

teams. The Noles went 5-6 versus ranked teams in 2020, including a pair of wins over No. 1 Alabama, road wins at No. 21 Arkansas and No. 22 UCF, along with a victory against No. 19 Baylor.

The 2019 FSU Softball team posted a record year offensively, finishing with a program-best 105 home runs, which ranked third in the country and surpassed the previous best of 76 from 2018. The Noles also set school records with 423 RBI and a .330 team batting average. Finishing with a record of 55-10, FSU topped the 50-win mark for the fifth time in the last six years. Sophomore infielder Sydney Sherrill (First Team) and redshirt senior pitcher Meghan King (Second Team) each earned NFCA All-America honors, while the duo – along with Dani Morgan, Elizabeth Mason, Carsyn Gordon, Cali Harrod, Cassidy Davis and Makinzy Herzog – were among the eight Seminoles to be named to the NFCA Southeast All-Region Teams, which led the country and marked the most All-Region honorees in school history.

The Seminoles extended their ACC series unbeaten streak to 52, posting a 48-0-4 series record against conference opponents, dating back to 2012, before losing the series on the road at Louisville on April 6-8, 2019. The Noles have earned a record of 147-18 in their last 165 ACC regular-season games. From May 7, 2016, to April 6, 2018, FSU tallied 36 consecutive wins in ACC play, which ranks as the sixth-longest conference winning streak in NCAA history.

The Seminoles topped the collegiate softball world in 2018, earning their first NCAA National Championship with an 8-3 win over No. 5 Washington on June 5. Florida State earned the nickname of "Cardiac Kids" throughout the postseason as FSU tied an NCAA record of six wins in elimination games during the NCAA Tournament and the Noles had to come from behind in all three wins at the 2018 ACC Tournament. Florida State became the third team in history to lose its first game of the WCWS and come back through the loser's bracket to win the National Championship, joining Texas A&M (1983) and UCLA (2003).

Florida State earned a 58-12 record in 2018, the most wins in a single season under Alameda and it marks the fourth time in the last five seasons that FSU has topped the 50-win plateau. The Noles also set school records with 115 doubles and 76 home runs. The 115 doubles led the nation in 2018 and ranked in a tie for the eighth-most in a single season in NCAA history. Freshman Sydney Sherrill tallied 29 of those doubles to tie the NCAA single-season record and set the FSU and ACC mark, on her way to earning ACC Freshman of the Year and NFCA Third Team All-American accolades. Jessie Warren and Kylee Hanson also earned NFCA Second Team All-American honors, as the duo were named ACC Player and Pitcher of the Year, respectively.

Alameda, along with assistant coaches Travis Wilson and Craig Snider, were honored as the 2018 NFCA National Coaching Staff of the Year by helping FSU become the first ACC school to ever win a softball national championship.



THE ALAMEDA FILE

- Enters her 17th season as head coach at Florida State and 22nd year as a head coach at the Division I level
- Holds a 919-372-3 (.711) career record
- 762-214-2 (.780) record at Florida State
- Holds a 287-64-1 (.817) record in ACC play
- Guided Seminoles to the ACC title in 2011, 2014, 2015, 2016, 2017, 2018, 2019, 2021 and 2023 the conference regular season title in 2013, 2014, 2015, 2016, 2017, 2018 and 2023 and has led them to 13 title game appearances
- Was inducted into the NFCA Hall of Fame in December 2023
- As the team's pitching coach, she has helped 20 hurlers be named to the All-ACC First or Second Team since 2009
- Eight different pitchers and 13 total Seminole players have been named NFCA All-Americans
- Earned Win No. 300 vs. Fairfield on March 17, 2012
- Earned Win No. 400 at North Carolina on March 30, 2014
- Earned Win No. 500 against Jacksonville on April 6, 2016
- Earned Win No. 600 at North Florida on March 10, 2018
- Earned Win No. 700 against Detroit Mercy on February 9, 2020
- Earned Win No. 800 against North Carolina on Apr. 17, 2022.
- Earned Win No. 900 against Louisville on Apr. 6, 2024
- Helped coach the Canadian Softball Team in the 2008 and 2020 Summer Olympics
- Mountain West Conference Coach of the Year in 2005 and 2007
- Atlantic Coast Conference Coach of the Year in 2013, 2014, 2015, 2016, 2017 and 2023

Alameda and the Noles made program history in 2017, as Florida State earned a No. 1 ranking in the NFCA poll for the first time, holding the spot for eight consecutive weeks. FSU also earned its first win over the NFCA No. 1 team in the country as an 11th-inning home run by Alex Powers gave the Noles a 3-1 victory over Florida on May 3. The Seminoles added their fifth straight ACC regular-season title, posting a 24-0 record in league play, culminating in their 15th ACC tournament championship. FSU is one of four Power 5 schools to post an undefeated conference season, along with Oklahoma in 2019 (18-0) and 2018 (18-0), Nebraska in 1998 (16-0) and Iowa in 1997 (22-0).

Alameda also earned her fifth ACC Coach of the Year honor in 2017, moving into a tie for second-most in league history with North Carolina's Donna J. Papa. She now trails only NFCA Hall of Famer and former FSU head coach JoAnne Graf who tallied six ACC Coach of the Year awards in her illustrious career.

Florida State matched its record from 2016 by placing six members on the 2017 All-ACC First Team, including Jessica Burroughs (Pitcher of the Year) and Jessie Warren (Player of the Year and Defensive Player of the Year). Burroughs and Warren were also named NFCA First Team All-Americans, while Morgan Klavemann (second team) and Alex Powers (third team), also earned a spot on the national teams. The Noles tied for the most All-Americans in the nation with Florida and Arizona and it marked the first time in the fastpitch era that Florida State softball had received four All-American accolades.

In 2016, Alameda led Florida State back to the WCWS, reaching the semifinals for the third time in school history and ending with a No. 4 national ranking, which tied for the highest final NFCA ranking ever for FSU. The Noles posted a 55-10 record, including 11 wins over ranked opponents. FSU defeated No. 2 Michigan (1-0) and No. 3 Auburn (4-3), marking the highest-ranked wins at FSU under Alameda, and both coming away from Tallahassee as the Auburn win came on the road and the Michigan victory at the WCWS.

The Noles finished 2016 with a 21-2 record in conference play and Alameda earned ACC Coach of the Year for the fourth straight season as Jessica Burroughs and Alex Powers earned ACC Pitcher and Player of the Year honors, respectively. FSU set an ACC record with six members on the All-ACC First Team as Burroughs and Powers were joined by Ellie Cooper, Meghan King, Morgan Klavemann and Jessie Warren. Burroughs, Powers and Warren were named NFCA All-Americans, marking the sixth time that FSU had three All-Americans in the same season.

During the summer of 2016 and 2017, Alameda coached the USSSA Pride of the National Pro Fastpitch league. The Pride posted the best record in the league in both seasons.

The Seminoles reached the NCAA Super Regionals for the third consecutive season in 2015, finishing with a record of 49-14 and a No. 10 ranking in the final poll by the NFCA. FSU earned a trio of conference awards as Jessie Warren was named ACC Freshman of the Year, Lacey Waldrop secured ACC Pitcher of the Year honors for the second-straight season and Alameda was chosen as the ACC Coach of the Year for the third consecutive year.

Several Seminoles etched their name into the NCAA record book as senior Maddie O'Brien led the nation with 73 walks, good for No. 11 all-time in NCAA history. Freshman Morgan Klavemann's 26-game hitting streak is the second-longest in



HEAD COACH LONNI ALAMEDA

HEAD COACH LONNI ALAMEDA

2005 NFCA West Region Coach of the Year
2005 MWC Coach of the Year
2007 MWC Coach of the Year
2013 ACC Coach of the Year
2014 ACC Coach of the Year
2015 ACC Coach of the Year
2016 ACC Coach of the Year
2017 ACC Coach of the Year
2018 NCAA National Champion
2018 NFCA National Coaching Staff of the Year
2018 Musial Award
2021 NCAA National Runner-Up
2023 NCAA National Runner-Up
2023 ACC Coach of the Year
NFCA Hall of Famer (Class of 2023)

Coaching History

Florida State (Head Coach)	2009-Present
UNLV (Head Coach)	2004-08
Stanford (Associate Head Coach)	1996-2004
Barry University (Assistant Coach)	1994-96

Coaching Ledger

Year	Record	Conf.	Finish	Postseason
UNLV				
2004	25-35	7-13	5th	N/A
2005	44-19	17-3	2nd	NCAA Reg
2006	26-37	8-12	4th	N/A
2007	37-27	12-8	2nd	N/A
2008	25-40-1	5-15	6th	N/A
Florida State				
2009	44-16	17-4	2nd	NCAA Reg
2010	44-18	12-9	3rd	NCAA Reg
2011	32-28	9-11	1st	NCAA Reg
2012	47-16	16-5	2nd	NCAA Reg
2013	44-19	18-2	1st(R)	NCAA Supers
2014	55-9	24-3	1st	WCWS
2015	49-14	20-3	1st	NCAA Supers
2016	55-10	21-2	1st	WCWS Semis
2017	55-8-1	24-0	1st	NCAA Supers
2018	58-12	21-3	1st	National Champs
2019	55-10	19-5	1st	NCAA Supers
2020	17-7	-	-	-
2021	49-13-1	26-5-1	2nd	WCWS Final
2022	54-7	19-5	1st	NCAA Regional
2023	58-11	22-2	1st	WCWS Final
2024	46-16	19-5	2nd	Super Regional
Overall: 919-372-3	FSU: 762-214-2	ACC: 287-64-1		

Alameda versus the ACC since 2009

Opponent	Record	Current Streak
Boston College	40-2 (.952)	Won 4
Clemson	7-0 (1.000)	Won 7
Duke	11-4 (.733)	Lost 2
Georgia Tech	30-10 (.750)	Won 25
Louisville	18-6-1 (.740)	Won 2
North Carolina	29-9 (.763)	Won 4
NC State	38-5 (.883)	Won 7
Notre Dame	26-5 (.838)	Won 9
Pitt	23-3 (.884)	Won 3
Syracuse	28-2 (.933)	Lost 1
Virginia	32-4 (.909)	Won 1
Virginia Tech	30-11 (.703)	Won 5

FSU history and ranks No. 24 overall in NCAA history.

Florida State posted its best season in a decade with a 55-9 record in 2014 to finish ranked No. 7 in the country by both the NFCA and USA Softball. The Seminoles won 24 ACC games to set a new school and ACC mark for conference wins in a season and also set program records in runs scored (400), home runs (65), extra-base hits (168), RBI (363), walks (318) and slugging percentage (.493).

Several individuals earned regional and national awards as junior pitcher Lacey Waldrop was named USA Softball National Player of the Year. Waldrop joined Jessica van der Linden (2004) as Seminoles to win the national honor. Florida State was the first school in the country to have multiple players win the award. Waldrop joined junior shortstop Maddie O'Brien as an NFCA First Team All-American, marking the first time that FSU had placed two players on the first team in program history.

Waldrop and O'Brien also won 2014 ACC Pitcher and Player of the Year, respectively, while Alameda earned ACC Coach of the Year honors for the second year in a row. The Seminoles placed three players on the All-Region First Team, six players on the All-ACC Team, and five members on the ACC All-Tournament Team.

The signature win of the 2014 season came at the Tallahassee Super Regional when senior Courtney Senas hit a two-run, walk-off home run against No. 13 Michigan to send the Seminoles to the Women's College World Series for the first time since 2004.

It was an impressive season in 2013 for the Seminoles as they fought through several injuries to key players yet reached the NCAA Super Regionals for the first time since 2006 following a miraculous comeback against South Alabama in the Mobile Regional championship game. The five-run comeback with two outs in the top of the seventh against the 13th-seeded Jaguars personified the team's never-say-die attitude. FSU finished with a 44-19 record and Alameda was named the ACC Coach of the Year, along with a school-record four All-ACC First Team selections and five overall.

The Seminoles set a new school mark with an 18-2 record in ACC play en route to the program's 11th ACC regular-season title. As the pitching coach, Alameda was influential on one of the most dynamic duos in the nation in Lacey Waldrop and Monica Perry. Waldrop earned NFCA Third-Team All-America honors, the first at Florida State since 2009, while Perry emerged as the most dominant pitcher in ACC play.

Aside from the five total All-ACC Team members in 2013, Alameda coached her first ACC Scholar-Athlete of the Year when Kelly Hensley was recognized for the honor. Hensley also was named to the Capital One Academic All-America Third Team. Alex Powers (2017) and Kylee Hanson (2018) also have been named ACC Scholar-Athletes of the Year.

In 2012, the Seminoles achieved a mark of 47-16, their most wins since going 62-12 in 2004. Alameda led FSU to a 15-13 record against NCAA postseason teams throughout the year, which included nationally-ranked victories over No. 14 UCLA, No. 23 North Carolina twice and Women's College World Series participant LSU.

As the team's pitching coach, Alameda's influence on FSU starters Lacey Waldrop and Monica Perry was enormous. Both pitchers finished in the Top 30 nationally in earned run average, making FSU one of just five programs to have multiple pitchers in the top 30. Each hurler earned ACC Pitcher of the Week honors twice and were named to the All-ACC squad. As a unit, the Seminoles finished 10th in the country with a 1.53 team ERA. In 2012, four more student-athletes made the All-ACC Team under Alameda's watch including Tiffani Brown, Briana Hamilton, Perry and Waldrop. Brown and Shayla Jackson also were named to the NFCA All-Southeast Region Second Team.

In just her third season as head coach at Florida State, Alameda helped the Seminole softball program snap a seven-year ACC title drought to highlight an entertaining 2011 season. Despite making the conference tournament in Atlanta as the No. 4 seed, it was Alameda's season-long coaching tactics combined with the energy of her motivated group that enabled the Seminoles to storm through the competition and defeat second-seeded North Carolina, 4-1, to clinch an automatic NCAA Regional bid.

Under Alameda's guidance, the 2011 Seminoles created a noteworthy program achievement - for the first time in school history, FSU softball reached 12 consecutive NCAA Regionals. Her group also won two games in the Athens Regional, defeating Georgia State and UAB, to get to the final day of a regional for the first time since 2006.

Adding to Alameda's on and off-field influence, Sarah Hamilton became just one of two conference players in 2011 to be named to the All-ACC Team for the third time in her career. Shayla Jackson and Jen Lapicki joined Hamilton on the 2011 all-conference squad. Hamilton ended her illustrious career as one of the best pitchers in school history, with Alameda playing a large role in her success. Among her noteworthy feats, Hamilton became the first hurler in FSU history to finish with at least 1,000 career strikeouts, ending her four-year stay with 1,005 Ks.

In her second season as FSU head coach in 2010, Alameda led the Seminoles to a 44-18 record and second-consecutive appearance in not just the ACC Championship game but its 11th-straight appearance in the NCAA Division I Softball Championship. At the time, FSU's ACC Championship game appearance marked the 14th time in school history it had the



HEAD COACH LONNI ALAMEDA

chance to play for a title – a total number that was more than any other school in the conference.

Under Alameda's tutelage, the 2010 Seminoles accomplished a lot of statistical feats. Not only did FSU get off to its best start since 1993 by starting the year 20-2, but the team capped off the year with high marks in a bevy of categories. The Seminoles' .297 batting average was the best since 2003 and their 226 strikeouts at the plate were the fewest since the 1998 campaign.

Individually, Alameda coached several FSU student-athletes who earned recognition for their hard work on the field and in the classroom. Carly Wynn was named an All-ACC First Team selection and Terese Gober, Sarah Hamilton and Ashley Stager were each placed on the All-ACC Second Team. Robin Ahrberg, Tiffani Brown and Hamilton each got the nod on the ACC's All-Tournament team. Wynn and Hamilton captured Louisville Slugger/NFCA Division I All-Southeast Region Second Team honors, while Wynn was named to the ESPN The Magazine Academic All-America Third Team.

Alameda came to Florida State prior to the 2009 season and went on to surpass 200 career coaching victories in her first year in Tallahassee (she picked up win No. 300 on March 17, 2012 against Fairfield and added win No. 400 at North Carolina on March 30, 2014). The Seminoles finished the 2009 campaign with a 44-16 record and achieved the best conference record in school history at the time with a 17-4 league mark.

For her team's exploits on the field in 2009, Alameda and the Seminoles had the opportunity to host a regional in the NCAA Tournament for the first time since the 2004 season. Alameda coached several Seminoles that garnered postseason awards as Hamilton was named a Third Team Louisville Slugger/NFCA Division I All-American as a sophomore. Hamilton was also named ACC Pitcher of the Year, an ACC First Team member and to the Louisville Slugger/NFCA All-Southeast Region Team. Then-senior catcher Kaleigh Rafter was also named to the All-Region team and was an All-ACC First Team member as well. Wynn and Gober (both second team) were also student-athletes coached by Alameda who were recognized as All-ACC players.

Alameda carries an impressive coaching résumé on the international level and from 2004 to 2008 she helped in the development of Canada's National Team. She aided Canada up until the 2004 Summer Olympics and resumed as an assistant following the Rebels' 2005 season. In the summer of 2006, Canada qualified for the 2008 Summer Olympics in Beijing, China, after its strong showing in the World Championships. Alameda spent the summer of 2008 with the Canadian team, which ended its quest for the gold with a fourth-place finish at the Beijing Olympic Games. Alameda went back to the Olympics in the summer of 2021 with Canada as their pitching coach in the 2020 Tokyo Olympic Games.

Alameda came to FSU from UNLV, where she spent five seasons reviving the Rebels' program. She replaced Dr. JoAnne Graf, who retired after 30 seasons with the Seminoles. Alameda went 25-35 in her first season at UNLV in 2004, which was a four-game improvement over 2003's final tally. She then posted a staggering 44-19 mark in 2005 and the program's first trip to NCAA Regionals since 1996. Alameda was named Mountain West Conference Coach of the Year in 2005 and the entire staff garnered NFCA West Regional Coaching Staff of the Year honors.

The 2005 season featured an assault on the program's record book, appearances in the national statistical rankings and the introduction of several conference and national award winners. The 44 wins were the third-most in the program's history, while the 17 Mountain West Conference wins were the most-ever since joining the league in 1999. After being predicted to finish last in the league, UNLV excelled, placing second in the league in both the regular season and Mountain West Conference tournament.

In 2006, the squad was set back by injuries and fell to 26-37, but saw a 180-degree turnaround in 2007 and finished with a 37-27 mark as Alameda earned MWC Coach of the Year honors for the second time.

Alameda and UNLV had high hopes for 2008 and had the Rebels ranked in the ESPN.com/USA Softball Collegiate Top 25 Poll for the first time in program history. After starting the season 9-1-1, UNLV moved up to No. 18 in the ESPN.com/USA Softball Collegiate Top 25 Poll, but injuries to four starters proved costly as the season progressed.

Under Alameda's direction, the Rebels enjoyed recognition at the conference and regional level. Five Rebels garnered Louisville Slugger/NFCA All-Regional honors while 13 players earned All-Mountain West Conference accolades, including two pitchers of the year and one freshman of the year awards.

To Alameda, academics are just as important as on-the-field production. Since taking over the program, the Rebels had 58 Academic All-MWC honorees. Over that time span, the team had 10 or more honored in a season four times, including 11 softball student-athletes in 2008. The softball program had 21 MWC Scholar-Athletes selected, as well.

In her 13 seasons at Florida State, Alameda's academic priorities have been apparent. She has coached three ACC Scholar-Athletes of the Year, three academic All-Americans, eight NCAA postgraduate scholarship award winners, 16 academic all-district team members and 41 All-ACC Academic Team players.

During her tenure at UNLV, Alameda also stressed the importance of community service and had players volunteer their time at the Nevada Childhood Cancer Foundation and Child Haven while participating in breast cancer walks and blood drives. Her emphasis has not changed since arriving at FSU, with the 2011 Seminole Squad earning honors such as the SemiGnome Award for community service and routinely producing standout student-athletes who are honored for their charitable ways. One of those players was Kelly Hensley who was awarded a 2013 Top Six For Service honor. In 2014, 2015 and 2017, the Seminole softball program earned the FSU Director's Cup for Service as they averaged over 50 hours of community service per student-athlete to lead all 20 FSU varsity sports.

Alameda moved to Las Vegas after eight seasons as the assistant coach at Stanford University, where she helped guide the Cardinal to a 320-179-1 record and six straight NCAA Regional appearances. She oversaw the pitching staff there and produced three All-Americans: Becky Blevins, Marcy Crouch and Dana Sorenson.

Prior to her stint at Stanford, Alameda spent two seasons as an assistant coach at Barry University (Miami Shores, Fla.). She helped the Buccaneers to a fifth-place NCAA Division II finish in her first year. She also spent some time on the international stage, serving as an instructor for both the Aruba (1995) and Spanish (2000) national teams.

An all-around great athlete, Alameda began her collegiate career as a pitcher at St. Mary's University (San Antonio, Texas) where she led the Rattlers to the NAIA Tournament in her only season. She later transferred to Oklahoma in 1989 and played softball and volleyball for the Sooners. She was a two-time All-Big Eight selection as a first and third baseman while hitting .359 as a senior in 1992.

Alameda earned her bachelor's degree in communications from Oklahoma in 1993 and played softball professionally in Europe for a season before beginning her coaching career.





ASSISTANT COACH TRAVIS WILSON



2023 NATIONAL RUNNER-UPS
2021 NATIONAL RUNNER-UPS
2018 NCAA NATIONAL CHAMPION
2018 NFCA NATIONAL COACHING STAFF OF THE YEAR

Assistant Florida State softball coach Travis Wilson will begin his 14th season at Florida State in 2025 as he leads the Seminole offense and defense. FSU has earned eight ACC regular season/division titles, eight ACC tournament championships, 10 trips to the NCAA Super Regionals, five appearances in the Women's College World Series and won the 2018 NCAA National Championship, while posting a 642-149-2 record (.812 winning percentage) in his 13 years at Florida State. Wilson, along with head coach Lonni Alameda and former assistant coach Craig Snider, earned 2018 NFCA National Coaching Staff of the Year honors.

The Noles have turned their offensive production around under Wilson, as they have had at least 335 runs scored, 460 hits, 50 home runs and 300 RBI in 10 of the last 12 full seasons. When Wilson arrived at Florida State after the 2011 season, the Seminoles had finished the year with 286 runs scored, 40 home runs and 238 RBI. Overall, the Seminole offense has continued to see great improvement under Wilson. Since he came to campus, Florida State has set school records for batting average, runs, home runs, doubles and RBI.

FSU continued their reign as one of the top programs of the country in 2024 as they finished the season with a 46-16 record and reached a NCAA Super Regional for the 10th time in the last 11 seasons. After a tough start to the season where the Seminoles were 18-9 and were coming off losses in four out of its five games to the likes of Alabama, Duke and Texas, FSU went 22-1 in its next 23 games to put themselves in position to host another NCAA Regional. FSU breezed through the Tallahassee Regional as they went 3-0 in a regional for the first time since 2021. FSU's season ended in the Super Regional as they fell to eventual National Champion Oklahoma in Norman. FSU set the school record for batting average in a single season (.332) and scored the second-most runs in the school history (456). FSU finished top 10 nationally in runs per game, batting average, doubles, home runs per game, on-base percentage, slugging percentage and walks. Wilson helped produce some stars on Florida State's offense as Jaysoni Beachum was named the 2024 TUCCI/NFCA Division I Freshman of the Year after having the best freshman season in school history. Beachum was named the ACC Freshman of the Year and joined Michaela Edenfield as FSU's two NFCA All-America honorees.

After a shocking exit in the 2022 Tallahassee Regional, the Seminoles were ready to prove that they are still one of the top programs in the country, and they did just that. Playing one of the toughest schedules in the country which included 29 games against ranked opponents, 26 of those away from home, the Seminoles posted a 58-11 record. The Seminoles rolled through the ACC schedule finishing 19-2 en route to another ACC Regular Season Championship. The Seminoles did not drop a single series in ACC play and also went on to defeat Syracuse, Virginia Tech and Duke in the ACC Tournament to win their second-straight ACC Championship. The Seminoles went on to win both the Tallahassee Regional and the Tallahassee Super Regional to advance to the Women's College World Series. The Seminoles had their best start in school history in Oklahoma City going 3-0 to advance to the Championship Series. The Seminoles eventually fell to Oklahoma to finish as National Runner-Ups for the second time in the past three seasons.

In 2023, Wilson helped the Seminoles finish top 25 nationally in runs, slugging percentage and on-base percentage while also leading the country in doubles.

In 2021, the Seminole were back on top of the ACC, winning their 18th ACC Championship in school history. Florida State made it into the NCAA Tournament for the 22nd straight year and hosted a regional for the eighth consecutive season. Their number two national seed was the highest seeding that Florida State softball has had in the NCAA Tournament in program history. The Seminoles finished the season with a 54-7 record and a .885 winning percentage. That winning percentage is tied for the highest in a season in school history with the 1982 team that won the AIAW National Championship. The Seminole defense was a big reason why the Noles finished with 54 wins. FSU finished the season with the second-highest fielding percentage in the country (.982) and with the fifth most shutouts in the nation (20). The Florida State defense was led by first-team All-ACC members, Kathryn Sandercock, Sydney Sherrill, Kaley Mudge and Mack Leonard. Sandercock finished the season with a 1.44 ERA and a 30-3 record. Her 30 wins were the second-most in the country. Sherrill was named the ACC's Defensive Player of the Year for the third time in her career as she finished the season with a .975 fielding percentage.

The Florida State offense showed some power in 2021 finishing with 70 home runs as a team. Those 70 home runs ranked fourth in a season in school history and led to 363 runs, the sixth-most in a season in school history. The offense was led by transfer Mack Leonard who led the team with a .375 batting average, eight home runs and 49 RBI. Kalei Harding and Michaela Edenfield helped bring home the most runs for the Noles as Harding recorded 15 home runs and 11 doubles leading to a team-high 53 RBI. Edenfield had 16 home runs in her freshman season, three shy of Jessie Warren's freshman record, and accounted for 50 RBI. Sydney Sherrill capped off her career with a .321 batting average and 16 more doubles to finish her career with an ACC and FSU record of 82 career doubles.

Florida State finished the 2021 season with a 49-13-1 record in 2021 and did it differently than years past. FSU was not the power-hitting team of old but won by playing cerebral softball with good pitching and great defense, led by second-team All-American Kathryn Sandercock and the two-time ACC Defensive Player of the Year, Sydney Sherrill. Florida State led the ACC and was ranked 22nd in the country in fielding percentage (.975) in 2021 and finished with the second-best team ERA in the ACC and 11th best in the NCAA (1.82). The Seminole defense also turned an ACC leading 33 double plays, which ranked second in the nation.

In the shortened 2020 season due to the COVID-19 pandemic, the Seminoles played well and posted a 17-7 record, despite having half of the team as newcomers (11-of-22 with six freshmen, three transfers and two redshirt freshmen), as well as playing a competitive schedule with nearly half of FSU's games coming against ranked teams (11-of-24). The Noles ranked 12th in the NCAA in scoring with 6.83 runs per game and were outstanding defensively, recording a .977 fielding percentage to rank 11th in the nation and were fifth in the NCAA with 14 double plays.

Another season of record-setting offense was on display for the Seminoles in 2019, as Florida State finished third in the country with 105 home runs, easily surpassing the previous mark of 76 HRs from 2018. The Noles had seven different players with at least 10 home runs (Sydney Sherrill, Cali Harrod, Carsyn Gordon, Dani Morgan, Elizabeth Mason, Cassidy Davis and Anna Shelnutt) and six with 40 or more RBI, as FSU also set a school record with 423 RBI. FSU also set a record with a .330 batting average and a .601 slugging percentage as the Noles finished in the top 20 in the NCAA in six different categories.

ASSISTANT COACH TRAVIS WILSON



Sophomore Sydney Sherrill led the team in six different categories and finished with a .405 batting average, 18 doubles, 16 home runs, 60 RBI, .762 slugging percentage and 75 hits as the infielder earned NFCA First Team All-America honors. Cali Harrod became the only player in the country since at least 2011 (as far back as the NCAA records would go) to record 15+ home runs and 40+ stolen bases in the same season, as the senior shortstop finished with 15 home runs and 43 stolen bases.

Florida State set single-season team records in doubles (115) and home runs (76) in 2018 on its way to its first NCAA National Championship. The Seminoles became the third school in WCWS history to lose its first game of the tournament and come back through the loser's bracket to win the title, joining Texas AGM (1983) and UCLA (2003). In all, the Noles won six elimination games in the NCAA Tournament, to tie an all-time record.

The 115 doubles led the country in 2018 and ranked in a tie for eighth-most in a single season in NCAA history, led by freshman Sydney Sherrill who tallied 29, which set FSU and ACC records and tied for the most in the NCAA. Senior Jessie Warren closed out her impressive career with her third NFCA All-American honor and second-straight ACC Player of the Year accolade. She led the team with a .404 batting average, 21 home runs, 70 RBI and a .836 slugging percentage and was the 2018 WCWS Most Outstanding Player. She finished with FSU and ACC records for home runs (83), RBI (273), runs scored (229) and slugging percentage (.820). The 273 RBI ranks eighth in NCAA history, while the 83 HR are tied for eighth all-time and her .820 slugging

percentage is the 13th-best in college softball history.

The offensive production in 2018 came from all over the lineup as 13 different players hit at least one extra-base hit, 13 players scored at least 10+ runs, eight different players had 10+ stolen bases and all nine spots in the batting order had at least one extra-base hit at the 2018 Women's College World Series.

2017 saw the Seminole offense become one of the best in the nation, as Florida State finished in the top 10 in the NCAA in eight different categories, including slugging percentage (fourth - 0.544), on-base percentage (fourth - 0.429), scoring (fifth - 6.63) and batting average (seventh - 0.329). FSU set school records with 94 doubles and 71 home runs, and along with its 24 triples became the first team since Notre Dame in 2010 to tally at least 90 doubles, 20 triples and 70 home runs in a season.

Seven different FSU players recorded over 35 RBI in 2017, led by junior Jessie Warren who topped the team with a .413 batting average, 14 doubles, 23 home runs, 68 RBI and a .922 slugging percentage as she earned NFCA First Team All-America honors, along with ACC Player and Defensive Player of the Year accolades.

FSU posted a perfect 24-0 record in ACC play in 2017 for its fifth consecutive regular-season conference title and is one of three Power 5 schools to have an undefeated conference slate - Nebraska (16-0 in 1998) and Iowa (22-0 in 1997).

FSU broke several school records and nearly toppled a few others in 2016 as the Noles established program records with 459 runs scored, 407 RBI and a .323 batting average. The team also finished second in FSU history with 155 stolen bases and 63 home runs, and fourth all-time with 87 doubles.

Redshirt junior Alex Powers and Jessie Warren carried the FSU offense to the 2016 WCWS semifinals, as each were named NFCA All-Americans. Powers, the 2016 ACC Player of the Year, led the team with a .396 batting average and 16 doubles while adding 16 home runs and 62 runs scored. Warren led the team and finished in the top 10 nationally with 20 home runs, 78 RBI and 72 runs scored, ranking second in FSU history in a single season in all three categories.

The 2016 offense was aggressive and effective as five players had at least 11 stolen bases, seven players had at least nine doubles and 10 different student-athletes hit a home run en route to an ACC regular season and tournament championship. The Noles set an ACC record with six members on the All-ACC First Team as Powers and Warren were joined by Jessica Burroughs, Ellie Cooper, Meghan King and Morgan Klavemann.

A pair of freshmen led the Seminole offense in 2015 as Jessie Warren earned ACC Freshman of the Year honors and finished with 19 home runs, 57 RBI and 53 runs scored to lead the team. Morgan Klavemann led the team with a .393 batting average and 20 stolen bases as the outfielder also recorded a 26-game hitting streak from March 25 to May 17. The Noles earned the ACC Championship for the second year in a row and advanced to the NCAA Super Regional round for the third consecutive season in 2015.

The 2014 Seminoles reached the Women's College World Series for the first time since 2004, posted a 55-9 record and earned the ACC regular-season title with a 24-3 mark. The 24 ACC wins set a new school and ACC record for conference wins in a season and gave the Seminoles the No. 1 seed on their way to winning their 12th ACC Tournament Championship.

Under Wilson's guidance, the Florida State lineup was dangerous from top to bottom and saw many players recognized for their success. Maddie O'Brien set new single-season school records for home runs (24), RBI (83), walks (56) and slugging percentage (.942) on her way to being named an NFCA First Team All-American and ACC Player of the Year. Courtney Senas was named to the NFCA All-Southeast Region First Team would have set school records in home runs (15) and RBI (57) if not for her teammate, as both totals were more than any Seminole had hit prior to the 2014 season.

As a team, the Seminoles set program records in runs scored (400), home runs (65), extra-base hits (168), RBI (363), walks (318) and slugging percentage (.493). These marks eclipsed several records that were set during the impressive 2013 campaign that saw FSU reach its first NCAA Super Regional since 2006. Wilson helped Florida State achieve record-breaking numbers in just his second season as the Seminoles shattered the previous home run record of 49 in 2007 by producing 60 round-trippers in 2013. For the first time ever, four Seminoles finished with double-digit home runs including Courtney Senas (14), Kelly Hensley (13), Mad-





ASSISTANT COACH TRAVIS WILSON

die O'Brien (10) and Celeste Gomez (10).

Florida State's 316 RBIs in 2013 set a school record, topping the previous mark of 313 in 2004. The 2013 squad also set a program record for slugging percentage at .476, were able to win 17 games by mercy rule and recorded 20 games with double-digit base hits. Wilson also oversees the team's fielding and with early-season injuries in 2013 throwing players into makeshift positions, Wilson worked arduously with each infielder and outfielder on their mechanics and created a well-accomplished group that got the job done.

Joining assistant coach Craig Snider as the team's offensive instructors, Wilson helped the Seminoles make strides at the plate in their debut 2012 year. Coaching a youthful unit that included just one everyday senior starter, Wilson also made a great impact on the team's defensive game as it became a sound group in the field.

In 2012, the Seminoles finished the year with a .966 fielding percentage to rank in the upper echelon on a national scale. FSU became an entertaining group to watch defensively as student-athletes such as third baseman Briana Hamilton, shortstop Maddie O'Brien, second baseman Tiffani Brown and centerfielder Courtney Senas made a bevy of highlight-reel plays throughout the season. A fundamentally sound unit of infielders and outfielders collectively produced both the routine and difficult plays.

It was the solid play of FSU's defensive stalwarts that helped the Seminoles begin the 2012 season with a 16-0 record, the second-best start in school history. The 16-game win streak ties for the 12th longest winning stretch for the program.

Wilson is seen as an excellent instructional mind by FSU's student-athletes, which was evident from the first day of practice in fall 2011. He is a reliable arm for **batting** practice who is always offering excellent teaching points to better enlighten each player. Wilson has proven to be an absolute student of the game who utilizes various statistics in his meticulous game-day preparation.

Wilson is a native of New Zealand who has already taken on an important role in recruiting. The baseball, softball and cricket veteran serves as the Seminoles' hitting and fielding coach, using his past success as a player to better serve his student-athletes.

"Travis is from both professional baseball and the New Zealand National Program," head coach Lonni Alameda said when Wilson first arrived in summer 2011. "From the first time I met Travis I knew he would be a great fit for our program. It is not often you come across someone that has played the same game that the girls do and yet has 10 years of Major League Baseball experience. He is personable and he has won at the highest level of this game from the men's side. He has played every position you can on the field and has been among some of the world's best in men's fastpitch. I believe Travis will be able to relate to the players on a unique level as he stills plays the game. He is excited about this opportunity and can help our program get to the next level."

Alameda's words have become prophetic so far, with Wilson doing an excellent job of working with each student-athlete and enhancing their overall game. In his eight seasons of work, countless players have improved their offense and expanded their defensive abilities through the work of Wilson.

From 1996-2004, Wilson played seven seasons in the Atlanta Braves organization covering all stops from Rookie Ball to Triple-A. He enjoyed much success in his professional stint, being named an All-Star for the Appalachian League (1998), South Atlantic League (1999) and the Carolina League (2000). He was named Carolina League Player of the Year for the Myrtle Beach Pelicans and led the Grapefruit League in hitting for the Braves during spring training in 2001.

Wilson ended his professional career in 2004 with the Cincinnati Reds organization in Chattanooga, Tenn. As a softball player in New Zealand for the Black Sox, he made his debut as a 16-year old in 1994 and was named both the New Zealand Softballer of the Year and the Canterbury Softballer of the Year after posting a team-best .396 batting average in 1996. He would earn the Canterbury Player of the Year honor multiple times and become one of his country's biggest softball ambassadors. Wilson also was named the New Zealand Softballer of the Year in 2006 and was voted into the New Zealand Softball Hall of Fame in 2017.

Wilson's most recent baseball stint was as an instructor for the Idaho Falls, a Rookie League team of the Kansas City Royals. His tasks included scouting the Pioneer League, writing reports and utilizing video while communicating with the Royals organization on several prospects. His efforts have helped the Royals claim their status of having the best farm system in Major League Baseball, as asserted by several minor-league publications. On the field, he helped his players develop their infield/outfield skills, base running and hitting mechanics. Wilson also served as an expert commentator for the ISF Men's World Softball Series and was a fielding coach and video analyst for the Black Caps of the New Zealand Cricket Association.

From 2015-2017, he served as the assistant coach for the USSSA Pride of the National Pro Fastpitch league, helping the Pride lead the league in the regular-season standings and finish second in the postseason in all three seasons.

Wilson is married to his wife, Jill. The two have a son named Tyler and a daughter named Josie.



ASSISTANT COACH TROY CAMERON



Assistant Florida State softball coach Troy Cameron will begin his 6th season at Florida State in 2025 as he helps lead the Seminole offense and defense. Cameron came to Tallahassee after seven years as the high school baseball coach at St. Thomas Aquinas in Fort Lauderdale, Fla. FSU has earned two ACC Tournament championships, three trips to the NCAA tournament two appearances in the Women's College World Series, in which the Seminoles finished as national runners-up in both 2021 and 2023, while posting a 224-54-1 record (.805 winning percentage) in his five years at Florida State.

FSU continued their reign as one of the top programs of the country in 2024 as they finished the season with a 46-16 record and reached a NCAA Super Regional for the 10th time in the last 11 seasons. After a tough start to the season where the Seminoles were 18-9 and were coming off losses in four out of its five games to the likes of Alabama, Duke and Texas, FSU went 22-1 in its next 23 games to put themselves in position to host another NCAA Regional. FSU breezed through the Tallahassee Regional as they went 3-0 in a regional for the first time since 2021. FSU's season ended in the Super Regional as they fell to eventual National Champion Oklahoma in Norman. FSU set the school record for batting average in a single season (.332) and scored the second-most runs in the school history (456). FSU finished top 10 nationally in runs per game, batting average, doubles, home runs per game, on-base percentage, slugging percentage and walks. Cameron helped produce some stars on Florida State's offense as Jayson Beachum was named the 2024 TUCCI/NFCA Division I Freshman of the Year after having the best freshman season in school history. Beachum was named the ACC Freshman of the Year and joined Michaela Edenfield as FSU's two NFCA All-America honorees.

After a shocking exit in the 2022 Tallahassee Regional, the Seminoles were ready to prove that they are still one of the top programs in the country, and they did just that. Playing one of the toughest schedules in the country which included 29 games against ranked opponents, 26 of those away from home, the Seminoles posted a 58-11 record. The Seminoles rolled through the ACC schedule finishing 19-2 en route to another ACC Regular Season Championship. The Seminoles did not drop a single series in ACC play and also went on to defeat Syracuse, Virginia Tech and Duke in the ACC Tournament to win their second-straight ACC Championship. The Seminoles went on to win both the Tallahassee Regional and the Tallahassee Super Regional to advance to the Women's College World Series. The Seminoles had their best start in school history in Oklahoma City going 3-0 to advance to the Championship Series. The Seminoles eventually fell to Oklahoma to finish as National Runner-Ups for the second time in the past three seasons.

In 2021, the Seminole were back on top of the ACC, winning their 18th ACC Championship in school history. Florida State made it into the NCAA Tournament for the 22nd straight year and hosted a regional for the eighth consecutive season. Their number two national seed was the highest seeding that Florida State softball has had in the NCAA Tournament in program history. The Seminoles finished the season with a 54-7 record and a .885 winning percentage. That winning percentage is tied for the highest in a season in school history with the 1982 team that won the AIAW National Championship. The Seminole defense was a big reason why the Noles finished with 54 wins. FSU finished the season with the second-highest fielding percentage in the country (.982) and with the fifth most shutouts in the nation (20). The Florida State defense was led by first-team All-ACC members, Kathryn Sandercock, Sydney Sherrill, Kaley Mudge and Mack Leonard. Sandercock finished the season with a 1.44 ERA and a 30-3 record. Her 30 wins were the second-most in the country. Sherrill was named the ACC's Defensive Player of the Year for the third time in her career as she finished the season with a .975 fielding percentage.



The Florida State offense showed some power in 2021 finishing with 70 home runs as a team. Those 70 home runs ranked fourth in a season in school history and led to 363 runs, the sixth-most in a season in school history. The offense was led by transfer Mack Leonard who led the team with a .375 batting average, eight home runs and 49 RBI. Kalei Harding and Michaela Edenfield helped bring home the most runs for the Noles as Harding recorded 15 home runs and 11 doubles leading to a team-high 53 RBI. Edenfield had 16 home runs in her freshman season, three shy of Jessie Warren's freshman record, and accounted for 50 RBI. Sydney Sherrill capped off her career with a .321 batting average and 16 more doubles to finish her career with an ACC and FSU record of 82 career doubles.

Florida State finished the 2021 season with a 49-13-1 record in 2021 and did it differently than years past. FSU was not the power-hitting team of old but won by playing cerebral softball with good pitching and great defense, led by second-team All-American Kathryn Sandercock and the two-time ACC Defensive Player of the Year, Sydney Sherrill. Florida State led the ACC and was ranked 22nd in the country in fielding percentage (.975) in 2021 and finished with the second-best team ERA in the ACC and 11th best in the NCAA (1.82). The Seminole defense also turned an ACC leading 33 double plays, which ranked second in the nation.

During Cameron's first full season with the Seminoles in 2021, he helped lead them to the Women's College World Series as they earned a spot in the championship series against Oklahoma. Under his coaching, the Florida State defense recorded 33 double plays in 2021 which led the ACC and was second in the nation. Florida State was in the top-to in 11 different statistical categories, including No. 1 in double plays, fielding percentage, shutouts, stolen bases and walks. The Seminoles finished the season with a 49-13-1 record as they ended the season ranked second in the country.



Thrown into the fire immediately in his first season working in softball, Florida State posted a 17-7 record during the shortened 2020 season due to the COVID-19 pandemic, as half of the players on the roster were new like him (11-of-22 with six freshmen, three transfers and two redshirt freshmen) and the Seminoles played nearly half of their games against ranked teams (11-of-24). The Noles earned five ranked wins on the season, including a pair of wins over No. 1 Alabama, road wins at No. 21 Arkansas and No. 22 UCF, along with a win against No. 19 Baylor. FSU finished in the top 35 of the NCAA in 10 different categories, including ranking fifth in double plays (14), 11th in fielding percentage (.977) and 12th in scoring (6.83 runs per game).

A first-round draft pick by the Atlanta Braves in 1997 (29th overall), Cameron played nine years of professional baseball with five different organizations - Atlanta, Cleveland, Colorado, Chicago White Sox and San Diego. Cameron signed a national letter of intent to play college baseball at Florida State under Mike Martin but pursued professional baseball out of high school after he was drafted in the first round.



ASSISTANT COACH TROY CAMERON

Cameron reunited with FSU assistant coach Travis Wilson, as the pair made their professional baseball debuts in Rookie League together with the Danville Braves in 1997. Cameron and Wilson were roommates, as well as teammates, for five different seasons within the Braves organization through Rookie, A and A+ ball from 1997-2001.

Through his nine seasons of professional baseball as an infielder, advancing to AAA with the Portland Beavers, Cameron posted a career batting average of .238 with 782 hits, 178 doubles, 26 triples, 122 home runs, 477 RBI and 496 runs scored.

Along with being the coach of St. Thomas Aquinas, he has worked with USA Baseball in numerous capacities since 2013, including as an assistant on the 15U National Team in 2017, which won the gold medal at the Pan Am Championships and currently as the manager of the 2019 15U National Team, that will compete at the 2019 Pan Am Championships in Mexico in September.

At the helm of the STA Raiders, Cameron was named the District Coach of the Year in all seven seasons (2013-19), led the Raiders to District Championships and the Regional semifinals each year, including two regional championships (2013 & 2018) and the 2018 FHSAA 8A State Championship. He has coached seven players that have been drafted and are currently playing professional baseball, as well as 49 players that have gone to play college baseball, with 22 at the Division I level.

A graduate of Florida Atlantic in 2012, Cameron has worked in insurance along with coaching baseball at St. Thomas Aquinas. Cameron is married to his wife Lauren, and they have a daughter Jaden and a son Crew.



ASSISTANT COACH KALEIGH RAFTER



After two seasons as the Seminoles' volunteer assistant coach, Kaleigh Rafter was promoted to assistant coach prior to the 2024 season. Rafter also currently serves as the head coach for the Canadian National Team.

Rafter primarily works with the Seminoles' catchers and offense and has served as FSU's primary first base coach for the past two seasons. Rafter has been an integral part in the development of two-time All-ACC catcher in Michaela Edenfield. In three seasons with the Seminoles, Edenfield has hit 44 home runs which is the fourth-most ever by a Seminole and has drove in 152 runs for FSU which ranks 10th all-time in school history.

FSU continued their reign as one of the top programs of the country in 2024 as they finished the season with a 46-16 record and reached a NCAA

Super Regional for the 10th time in the last 11 seasons. After a tough start to the season where the Seminoles were 18-9 and were coming off losses in four out of its five games to the likes of Alabama, Duke and Texas, FSU went 22-1 in its next 23 games to put themselves in position to host another NCAA Regional. FSU breezed through the Tallahassee Regional as they went 3-0 in a regional for the first time since 2021. FSU's season ended in the Super Regional as they fell to eventual National Champion Oklahoma in Norman. FSU set the school record for batting average in a single season (.332) and scored the second-most runs in the school history (456). FSU finished top 10 nationally in runs per game, batting average, doubles, home runs per game, on-base percentage, slugging percentage and walks. Rafter helped produce some stars on Florida State's offense as Jaysoni Beachum was named the 2024 TUCCI/NFCA Division I Freshman of the Year after having the best freshman season in school history. Beachum was named the ACC Freshman of the Year and joined Michaela Edenfield as FSU's two NFCA All-America honorees.

In 2023, Rafter helped the Seminoles finish top 25 nationally in runs, slugging percentage and on-base percentage while also leading the country in doubles.

Rafter helped the Seminoles to a National Runner-Up finish at the 2023 Women's College World Series and helped FSU to an ACC Regular Season Championship and another ACC Tournament Championship.

Rafter competed with the Canadian Women's National Team for 15 seasons. She is a two-time Olympian, a four-time Pan American Games medallist (one gold; three silver) and represented Canada in five WBSC World Cups, winning three bronze medals. She also won a gold medal at the 2007 Universiade (World University Games) and played two seasons of professional softball in Japan and one in the National Pro Fastpitch League.

While competing with the Canadian National Team, Rafter had the opportunity to coach at the NCAA level, serving as a student assistant coach and volunteer coach in several stints at Florida State University (2009-2010; 2012-2013; 2015 and currently) and as an assistant coach at the University of New York at Buffalo (2015-2016) and the University of Virginia (2016-2019). Rafter is a Competition - Development Certified coach in the Coaching Association of Canada's National Coaching Certification Program (NCCP).

Rafter's collegiate career was split between the University of Detroit (2005-07) and Florida State University (2009) where she transferred after the 2008 Olympics to join Coach Lonni Alameda who had worked with Team Canada for the Games. She set a Detroit single season homerun record in 2007 while earning Horizon League Player of the Year honours. Rafter played professionally in Japan for Team Honda for two seasons.



PLAYER PERFORMANCE DIRECTOR ELLIE COOPER



Before the 2023 season, Ellie Cooper was named the Player Performance Director for the Seminoles. She is in charge of implementing and developing the mental game and player performance while assisting with technology, video and the day-to-day operations of Florida State softball.

FSU continued their reign as one of the top programs of the country in 2024 as they finished the season with a 46-16 record and reached a NCAA Super Regional for the 10th time in the last 11 seasons. After a tough start to the season where the Seminoles were 18-9 and were coming off losses in four out of its five games to the likes of Alabama, Duke and Texas, FSU went 22-1 in its next 23 games to put themselves in position to host another NCAA Regional. FSU breezed through the Tallahassee Regional as they went 3-0 in a regional for the first time since 2021. FSU's season ended in the Super Regional as they fell to eventual National Champion Oklahoma in Norman. FSU set the school record for batting average in a single season (.332) and scored the second-most runs in the school history (456). FSU finished top 10 nationally in runs per game, batting average, doubles, home runs per game, on-base percentage, slugging percentage and walks. Wilson helped produce some stars on Florida State's offense as Jaysoni Beachum was named the 2024 TUCCI/NFCA Division I Freshman of the Year after

having the best freshman season in school history. Beachum was named the ACC Freshman of the Year and joined Michaela Edenfield as FSU's two NFCA All-America honorees.

In her first season in the new role, Cooper was a vital piece to the Seminoles' success in the 2023 season. Under Cooper, the Seminoles posted a 58-11 record and were National Runner-Ups at the Women's College World Series. The Seminoles also won another ACC Regular Season Championship after going 19-2 in conference play and won their second-straight ACC Tournament Championship.

Cooper was a member of the Seminoles from 2014-17 and was on staff as a Student Assistant during the Seminoles' 2018 National Championship run.

During her time at Florida State, she was named to the All-ACC team twice (2015 and 2016) and was named a member of the NFCA Southeast All-Region Second Team in 2016. During her time in Tallahassee, she hit .319 with 122 RBI, 31 doubles, seven triples and seven home runs while getting on base 41.7 percent of the time. Cooper was a mainstay at second base, playing in 243 games in her career and finishing with a .960 fielding percentage.

In her four seasons at FSU, the Noles won four ACC Championships and reached four NCAA Super Regionals with two trips to the Women's College World Series.





SOFTBALL SUPPORT STAFF



Cindy Hartmann
Softball Sport Administrator



Kristin Tubeck
Director of Softball Operations



Ellie Cooper
Player Performance Director



Kyler Holton
Graduate Assistant



Zoe Hicks
Graduate Assistant



Isabelle Austin
Academic Advisor



Frankie Grizzle-Malgrat
Equipment



Eunice Hernandez
Athletic Trainer



Tim Hofmann
Public Relations



Reed Melancon
Marketing



Morgan Moritz
Unconquered Media



Abigail Ousouljoglou
Nutritionist



Austin Phillips
Coaches Video




Samuel Raycraft
Compliance



Chris Sellers
Facilities and Events




Bailey Victoria
Strength and Conditioning



Mackenzie Rearden
Social Media Intern




Olivia Ammon
Social Media Intern




Chance Colomb
Student Intern



Nolan Desimone
Student Manager



David Frank
Analytics Intern



Bailey Hodges
Student Manager

2024 FINAL STATISTICS

2024 Florida State Softball Overall Statistics for Florida State (as of May 25, 2024) (All games Sorted by Batting avg)

Record: 46-16 Home: 29-7 Away: 11-6 Neutral: 6-3 Conference: 19-5

Player	avg	gp-gs	ab	r	h	2b	3b	hr	rbi	tb	slg%	bb	hp	so	gdp	ob%	sf	sh	sb-att	po	a	e	fld%
42 Jaysoni Beachum	.417	62-62	187	55	78	11	1	16	66	139	.743	34	6	14	1	.509	5	1	4-4	37	127	5	.970
51 Michaela Edenfield	.381	53-53	134	33	51	10	1	15	46	108	.806	35	2	25	4	.509	2	0	2-2	186	11	1	.995
3 Isa Torres	.356	61-61	191	38	68	15	0	9	57	110	.576	11	1	12	0	.386	4	1	2-3	64	127	7	.965
8 Kalei Harding	.342	61-61	193	47	66	14	0	15	65	125	.648	27	2	14	1	.420	4	0	2-2	52	3	2	.965
6 Kaley Mudge	.333	55-53	165	35	55	12	4	2	30	81	.491	24	2	7	1	.420	2	3	3-4	61	1	1	.984
9 Devyn Flaherty	.329	60-60	140	43	46	4	2	1	16	57	.407	25	6	7	1	.448	1	1	16-18	96	113	15	.933
12 Amaya Ross	.322	62-62	146	61	47	4	7	8	30	89	.610	31	5	21	0	.451	2	1	28-31	362	14	11	.972
23 Kennedy Harp	.309	55-21	68	33	21	5	1	5	19	43	.632	11	0	8	0	.395	2	0	9-9	36	0	1	.973
4 Jahni Kerr	.308	54-52	159	25	49	8	3	9	39	90	.566	12	0	11	0	.353	2	2	2-2	56	3	1	.983
1 Hallie Wacaser	.270	51-31	111	15	30	7	0	6	28	55	.495	10	2	8	3	.333	3	0	3-4	26	0	0	1.000
77 Katie Dack	.262	45-20	65	10	17	1	0	3	10	27	.415	13	1	14	0	.392	0	0	1-1	21	1	1	.957

7 Angelee Bueno	.400	33-1	15	7	6	1	0	0	1	7	.467	3	1	1	0	.526	0	0	0-0	85	1	4	.956
24 Madi Frey	.211	36-7	19	8	4	2	0	0	5	6	.316	0	0	4	0	.211	0	4	1-1	69	5	0	1.000
11 Ashtyn Danley	.205	24-14	39	3	8	2	0	0	4	10	.256	0	1	2	0	.225	0	0	0-0	8	39	0	1.000
22 Annie Potter	.200	44-1	10	21	2	0	0	0	0	2	.200	0	0	1	0	.200	0	0	9-12	7	6	1	.929
27 Krystina Hartley	.083	20-2	12	3	1	0	0	0	0	1	.083	1	0	0	0	.154	0	0	0-0	11	6	1	.944
31 Makenna Reid	.000	2-1	0	0	0	0	0	0	0	0	.000	0	0	0	0	.000	0	0	0-0	2	6	0	1.000
17 Emma Wilson	.000	1-0	0	0	0	0	0	0	0	0	.000	0	0	0	0	.000	0	0	0-0	2	7	0	1.000
14 Autumn Belviy	.000	55-4	0	19	0	0	0	0	0	0	.000	0	0	0	0	.000	0	0	4-8	6	1	1	.875
Totals	.332	62	1654	456	549	96	19	89	416	950	.574	237	29	149	11	.419	27	13	86-101	1189	495	53	.969
Opponents	.263	62	1550	251	407	66	8	43	233	618	.399	182	39	259	21	.353	10	31	40-45	1130	426	92	.944

LOB - Team (374), Opp (372). DPs turned - Team (26), Opp (20). IBB - Team (1), J. Beachum 1, Opp (5). Picked off - J. Beachum 1.

(All games Sorted by Earned run avg)

Player	era	w-l	app	gs	cg	sho	sv	ip	h	r	er	bb	so	2b	3b	hr	b/avg	wp	hp	bk	sfa	sha
11 Ashtyn Danley	3.20	18-6	45	21	3	1/5	2	142.1	133	79	65	70	101	24	1	11	.244	16	10	0	1	11
31 Makenna Reid	3.29	12-1	31	9	0	0/3	1	89.1	85	49	42	35	76	14	4	14	.251	11	8	0	6	9
5 Allison Royalty	3.75	7-5	29	15	2	1/4	1	69.0	75	52	37	33	38	6	0	8	.274	5	6	0	1	5
10 Mimi Gooden	4.38	5-2	25	11	1	1/4	0	54.1	65	37	34	18	23	14	1	3	.291	4	11	0	2	3
17 Emma Wilson	5.16	4-2	22	5	0	0/3	1	38.0	45	29	28	18	18	8	2	7	.294	4	4	0	0	3
21 Madi Balk	10.50	0-0	3	1	0	0/1	0	3.1	4	5	5	8	3	0	0	0	.250	0	0	0	0	0
Totals	3.71	46-16	62	62	6	12/9	5	396.1	407	251	210	182	259	66	8	43	.263	40	39	0	10	31
Opponents	6.86	16-45	62	62	12	1/1	1	376.2	549	456	369	237	149	96	19	89	.332	39	29	0	27	13

PB - Team (10), M. Edenfield 7, M. Frey 3, Opp (9). Pickoffs - Team (0), Opp (1). SBA/ATT - M. Edenfield (24-27), A. Danley (11-14), A. Royalty (13-13), M. Frey (8-9), K. Dack (8-8), M. Reid (6-7), M. Gooden (7-7), E. Wilson (2-3), M. Balk (1-1).



2024 TEAM GAME HIGHS

2024 Florida State Softball Season Game Highs for Florida State (as of Dec 13, 2024) (All games)

TEAM GAME HIGHS

Batting

At bats:	40	-	vs Charlotte (Feb 08, 2024)
Runs scored:	17	-	at Pittsburgh (Mar 24, 2024)
Hits:	15	-	vs UCLA (Feb 16, 2024 at Clearwater, Fla.)
	15	-	at Pittsburgh (Mar 24, 2024)
RBI's:	16	-	at Pittsburgh (Mar 24, 2024)
Doubles:	5	-	vs Alabama State (Apr 17, 2024)
Triples:	2	-	vs Florida (May 01, 2024)
	2	-	vs Chattanooga (May 17, 2024)
Home runs:	7	-	at Pittsburgh (Mar 24, 2024)
Total bases:	39	-	at Pittsburgh (Mar 24, 2024)
Walks:	10	-	vs Purdue (Mar 09, 2024 at Fort Myers, Fla)
Strikeouts:	11	-	vs Auburn (May 19, 2024)
Sac hits:	2	-	vs Notre Dame (Apr 12, 2024)
Sac flies:	3	-	vs Purdue (Mar 09, 2024 at Fort Myers, Fla)
Stolen bases:	7	-	vs Purdue (Mar 09, 2024 at Fort Myers, Fla)
Hit by pitch:	2	-	(7 times)
Caught stealing:	2	-	vs South Dakota State (Mar 12, 2024)
	2	-	vs Duke (Mar 16, 2024)
Runners LOB:	12	-	vs Duke (Mar 17, 2024)
Hit into DP:	2	-	vs UCLA (Feb 16, 2024 at Clearwater, Fla.)
	2	-	vs South Dakota State (Mar 12, 2024)
	2	-	vs Florida (May 01, 2024)

Fielding

Putouts:	30	-	vs Charlotte (Feb 08, 2024)
Assists:	14	-	vs North Carolina (Apr 28, 2024)
	14	-	vs Auburn (May 19, 2024)
Errors:	3	-	vs Florida (May 01, 2024)
	3	-	at Syracuse (May 3, 2024)
	3	-	at Syracuse (May 4, 2024)
Passed balls:	2	-	vs Charleston Southern (Feb 23, 2024)
	2	-	vs Duke (Mar 15, 2024)
	2	-	at Pittsburgh (Mar 23, 2024)
DPs turned:	2	-	vs South Dakota State (Mar 12, 2024)
	2	-	vs Notre Dame (May 09, 2024 at Durham, N.C.)

Pitching

Innings pitched:	10.0	-	vs Charlotte (Feb 08, 2024)
Runs allowed:	20	-	vs Georgia (Feb 17, 2024 at Clearwater, Fla.)
Earned runs:	20	-	vs Georgia (Feb 17, 2024 at Clearwater, Fla.)

LAST TIME IT HAPPENED

TEAM

Defeated a No. 1 team	vs. No. 1 Oklahoma (8-4) - WCWS, June 8, 2021
Defeated a top-five team	vs. No. 4 Duke (4-2), March 16, 2024
Defeated a top-10 team	vs. No. 9 Stanford (4-0) - February 15, 2024
Defeated a top-25 team	at No. 12 Florida (12-3), April 24, 2024
Won when trailing after six innings	vs. Boston College (trailed 1-0 after six), April 21, 2024
Lost when leading after six innings	at Louisville (Led 4-3 after six), April 5, 2024
Scored 10-14 runs	vs. Auburn (10-4), May 19, 2024
Scored 15-19 runs	at Pitt (17-7), March 24, 2024
Scored 20 or more runs	vs. Detroit Mercy (22-0), February 8, 2020
Allowed 5-9 runs	vs. Duke (3-6), May 11, 2024
Allowed 10-14 runs	at Oklahoma (3-11), May 23, 2024
Allowed 15 or more runs	vs. No. 9 Florida (13-15), May 1, 2024
Recorded 10-14 hits	vs. Auburn (11), May 19, 2024
Recorded 15 or more hits	vs. No. 20 UCLA (15), February 16, 2024
Hit five doubles	vs. Alabama State (10-2), April 17, 2024
Hit six doubles	vs. Samford, February 24, 2019
Hit seven or more doubles	vs. Florida Gulf Coast (7), February 24, 2023
Hit two triples	vs. Chattanooga (3-2), May 17, 2024
Hit three or more triples	vs. Georgia Southern (3), Mar. 5, 2023
Hit three home runs	vs. Boston College (10-3), April 21, 2024
Hit four home runs	vs. No. 9 Florida (13-15), May 1, 2024
Hit five or more home runs	at Pitt (7), March 24, 2024
Hit back-to-back home runs	at Pitt (Jahni Kerr, Amaya Ross), March 24, 2024
Hit three consecutive home runs	vs. USF - NCAA Regionals (Cali Harrod, Carsyn Gordon and Sydney Sherrill), May 18, 2019
Hit four consecutive home runs	vs. USF - NCAA Regionals (Zoe Casas, Cali Harrod, Carsyn Gordon and Sydney Sherrill), May 18, 2019
Hit three home runs in an inning	at Pitt (Amaya Ross, Jahni Kerr, Katie Dack), March 24, 2024
Hit four home runs in an inning	vs. USF - NCAA Regionals (Zoe Casas, Cali Harrod, Carsyn Gordon and Sydney Sherrill - fifth inning), May 18, 2019
Stole six bases	vs. Jacksonville, April 12, 2023
Stole seven bases	vs. Toledo, March 2, 2019
Stole eight or more bases	8 vs. No. 22 Louisiana, Feb. 19, 2023
Drew 10 or more walks	vs. Syracuse (11), March 17, 2023
Did not draw a walk	vs. No. 14 Georgia, May 26, 2023
Did not strike out	vs. North Carolina (12-3), April 27, 2024
Shut out a team	vs. Boston College (6-0), April 19, 2024
Was shutout.....	vs. No. 2 Texas (0-10), March 20, 2024
Pitched a no-hitter.....	vs. South Carolina (Kathryn Sandercock), May 21, 2023
Pitched a perfect game	vs. South Carolina (Kathryn Sandercock), May 21, 2023
Was no-hit	vs. No. 6 Oregon (Megan Kleist), FSU won 2-1, March 4, 2018

INDIVIDUAL

Recorded five or more at bats	Kaley Mudge, Jaysoni Beachum, Kalei Harding, Jahni Kerr (5) vs. No. 9 Florida, May 1, 2024
Scored four or more runs in a game	Sydney Sherrill (4), vs. Detroit Mercy, February 8, 2020
Had four or more hits in a game	Jaysoni Beachum (4), at Pitt, March 24, 2024
Had at least a 10-game hitting streak	Jahni Kerr (11) Feb. 8 - Feb. 23, 2024
Had at least a 15-game hitting streak	Makinzy Herzog (15), March 2-20, 2019
Hit two doubles in a game	Kaley Mudge vs. McNeese, April 3, 2024
Hit three or more doubles in a game	Carsyn Gordon (3), at Georgia Tech, April 1, 2018
Hit two or more triples in a game	Dani Morgan (2), at Syracuse, April 8, 2017
Hit two or more home runs in a game	Kalei Harding (2), vs. No. 9 Florida, May 1, 2024
Hit two or more home runs in an inning	Anna Shelnett (three-run, grand slam - third inning), vs. Virginia - ACC, May 11, 2017
Hit a grand slam	Isa Torres, vs. Georgia Tech, May 10, 2024
Hit for the cycle	Ashley Stager, vs. Virginia, May 1, 2010
Hit a walk-off home run	Isa Torres, vs. NC State, March 28, 2024
Hit an inside-the-park home run	Carsyn Gordon (solo), vs. Auburn (2-1 in 8 inn) - NCAA Regionals, May 19, 2018
Stole home	Josie Muffley at Clemson, Apr. 7, 2023
Stole three bases in a game	Amaya Ross vs. Purdue, March 9, 2024
Stole four bases or more in a game	Cali Harrod (4), at North Florida, March 10, 2018
Drew three walks in a game	Michaela Edenfield, at Oklahoma, May 23, 2024
Drew four or more walks in a game	Sydney Sherrill (4), at No. 22 UCF, March 4, 2020
Was hit by at least two pitches in a game	Josie Muffley (2), vs. Auburn, March 21, 2021
Recorded five RBIs in a game	Jaysoni Beachum vs. North Carolina, April 26, 2024
Recorded six RBIs in a game	Hallie Wacaser (6), at Notre Dame, April 29, 2023
Recorded seven or more RBI in a game	Kalei Harding (7), vs. Charlotte, February 9, 2024
Two players had four or more RBI in a game	Cassidy Davis (6) and Sydney Sherrill (4), vs. Troy, March 21, 2018
Three players had four or more RBI in a game	Ellie Cooper (5), Alex Powers (4) and Carsyn Gordon (4), at Syracuse, April 8, 2017
First career hit was a home run	Emma Wilson, vs. Louisville, April 23, 2021
Pitched a no-hitter.....	Kathryn Sandercock, vs. South Carolina, May 21, 2023
Pitched a perfect game	Kathryn Sandercock, vs. South Carolina, May 21, 2023
Had 10-14 strikeouts	Kathryn Sandercock (10) at Georgia Tech (3-2), March 13, 2022
Had 15 or more strikeouts	Lacey Waldrop (18), at Florida, March 27, 2013
Won 10-14 consecutive decisions.....	Kathryn Sandercock (14), Mar. 17, 2023 to May 10, 2023
Won 15-20 consecutive decisions	Makenna Reid, (18), Feb. 9, 2023 to March 20, 2024
Won 20 or more consecutive decisions	Kathryn Sandercock (21), Mar. 17, 2023 to June 5, 2023



NATIONAL PLAYERS OF THE YEAR



JESSICA VAN DER LINDEN

2004 USA Softball Player of the Year

- Jessica van der Linden was one of the top two-way players in Florida State softball history.
- Van der Linden was a two-time First Team All-American in 2003 and 2004.
- Van der Linden was a four-time All-ACC selection and was named the ACC Player of the Year in 2004.
- Van der Linden was inducted into FSU's Hall of Fame in 2014.
- In 2004, van der Linden finished the season with a 0.60 ERA in 246.1 innings. She recorded 387 strikeouts compared to just 51 walks. Her 387 strikeouts is the most every by a FSU player.
- Along with her pitching, van der Linden was phenomenal in the batter's box.
- Jessica's .361 career batting average is tied for fourth in school history.
- She also ranks in the top 10 in hits, doubles, triples, RBI and walks.
- Van der Linden helped the Noles to two Women's College World Series appearances in 2002 and 2004, ending a nine-year drought for the Seminoles.



LACEY WALDROP

2014 USA Softball Player of the Year

- Lacey Waldrop was one of Lonni Alameda's first top pitchers at FSU and helped the Noles to the Women's College World Series in 2014.
- Waldrop was a four-time All-ACC selection and a three-time All-American.
- Waldrop is one of two Seminoles to win multiple ACC Pitcher of the Year awards as she won the award in back-to-back season in 2014 and 2015. Jessica Burroughs won the award in 2016 and 2017.
- During the 2014 season, Waldrop finished with a 1.13 ERA and a school record 38 wins in 48 appearances.
- In her four seasons at FSU, Waldrop never had more than a 1.53 ERA which came in her sophomore season.
- Waldrop finished her career in the top 10 in FSU history for appearances, innings pitched, wins, strikeouts and saves. Waldrop's 287 strikeouts in 2014 ranks ninth in school history.
- Waldrop went on to play three seasons professionally with the Chicago Bandits from 2015-17.



DARBY COTTLE

1982 Broderick Award

- Darby Cottle was one of the top players in all of softball during her time at Florida State.
- Cottle was a two-time All-American in 1981 and 1982 for the Seminoles.
- She earned the 1982 Broderick Award which was awarded to the top slow-pitch softball player in the country.
- Over the course of her career, Cottle hit .425 in 222 games while driving in 181 runs.
- In the 1982 season, Cottle hit .459 with 10 home runs and 44 RBI.


RAWLINGS GOLD GLOVE WINNERS



JESSI WARREN

2019 Rawlings Gold Glove Winner

- Jessi Warren ended her career as one of the best to ever play softball at Florida State, in the ACC and in the history of the NCAA as she led the Seminoles to their first NCAA National Championship.
- Finished with the FSU and ACC records for home runs (83), RBI (273), runs scored (229) and slugging percentage (.820)...The 273 RBI ranks eighth in NCAA history, while the 83 HR are tied for eighth all-time and her .820 slugging percentage is the 13th-best in college softball history.
- She also set the school record for career batting average (.391) and tied for the most doubles in a career (51), while finishing second in FSU history with 289 hits, third with 515 defensive assists and sixth all-time with 121 walks.
- Led the team in 2018 in eight different categories, including a .404 batting average with 21 home runs, 70 RBI and a .836 slugging percentage.
- Added 14 doubles, 44 runs scored, 36 walks and five stolen bases...had a team-high 22 multi-RBI games and was second on the team with 19 multi-hit games.
- Named an NFCA All-American for the third consecutive season and is just the fourth Seminole in program history to be a three-time All-American.
- Was selected as the ACC Player of the Year for the second year in a row and received All-ACC First Team honors for the fourth time, becoming the second player in league history to be named to the All-ACC First Team in all four seasons.
- Tied a Women's College World Series record with 13 hits and finished with a .520 batting average, two doubles, two home runs, four RBI and six runs scored in Oklahoma City to earn 2018 WCWS Most Outstanding Player honors.



SYDNEY SHERRILL

2022 Rawlings Gold Glove Winner

- Sydney Sherrill continued Warren's legacy at third base to become one of the best infielders in the country.
- Sherrill finished her career as one of the most decorated Seminoles softball players in school history.
- No one has played more games in the Garnet and Gold than Sydney Sherrill who played 283 games in her time at Florida State.
- She ranks 10th in FSU history with a .352 batting average, third in slugging percentage with a .622, second in on-base percentage with a .474, 2nd in runs with 225, sixth in hits with 281, first in doubles with 82, third in home runs with 43, third in RBI with 209, second in total bases with 496, second in walks with 186 and second all-time in program history with 555 assists.
- Sherrill also holds the single-game school record for home runs in a game with three against NC State (5/7/22).
- Sherrill won three ACC Defensive Player of the Year awards in 2019, 2021 and 2022.
- Sherrill earned All-America status in 2018 as a freshman and again in 2022.
- Sherrill was a four-time First Team All-ACC player.





NFCA ALL-AMERICANS

THE FSU SOFTBALL PROGRAM BOASTS 57 ALL-AMERICANS, AMONG 37 STUDENT-ATHLETES, INCLUDING 14 WHO HAVE EARNED MULTIPLE ALL-AMERICA ACCOLADES



Jaysoni Beachum
2nd Team, 2024



Serita Brooks
2nd Team, 2000



Jessica Burroughs
3rd Team, 2016
1st Team, 2017



Susan Buttery
2nd Team, 1993




Myssi Calkins
2nd Team, 1996
3rd Team, 1997



Darby Cottle-Weazey
1st Team, 1981
1st Team, 1982



Danielle Cox
1st Team, 1999



Tiffany Daniels
2nd Team, 1987
2nd Team, 1989



Lisa Davidson
1st Team, 1993



Natalie Drouin
1982



Michaela Edenfield
3rd Team, 2024



Renee Espinoza
2nd Team, 1996



Kristy Fuentes
3rd Team, 1997



Toni Gutierrez
2nd Team, 1992



Sarah Hamilton
3rd Team, 2009



Kylee Hanson
2nd Team, 2018



Casey Hunter
2nd Team, 2004



Meghan King
2nd Team, 2019



Morgan Klaevemann
2nd Team, 2017



Christy Larsen
3rd Team, 1991



Cindy Lawton
3rd Team, 1995



Marja Looper
3rd Team, 1993



Leslie Malerich
3rd Team, 2001



Maddie O'Brien
1st Team, 2014



Susan Painter
1982



Alex Powers
2nd Team, 2016
3rd Team, 2017



Toni Robinette
1982



Kathryn Sandercock
2nd Team, 2021
2nd Team, 2022
2nd Team, 2023



Sydney Sherrill
3rd Team, 2018
1st Team, 2019
2nd Team, 2022



Jan Sikes
1st Team, 1981
1st Team, 1982



Brandi Stuart
1st Team, 2002
2nd Team, 2003



Jessica van der Linden
1st Team, 2003
1st Team, 2004



Elisa Vasquez
3rd Team, 2003



Lacey Waldrop
3rd Team, 2013
1st Team, 2014
3rd Team, 2015



Jessie Warren
1st Team, 2017
2nd Team, 2018



Shamalene Wilson
2nd Team, 1994
3rd Team, 1995
1st Team, 1996



Veronica Wootson
2nd Team, 2004
1st Team, 2006
3rd Team, 2007

HONORS AND AWARDS

ALL-REGION

1982 Darby Cottle, Toney Donaldson, Natalie Drouin, Susan Painter, Toni Robinette, Kelly Shaw, Jan Sikes

1984 Greta Bahn, Laurie Holler - 1st team
Teresa Collins - 2nd team

1985 Greta Bahn, Laurie Holler, Tina Kyler, Julie Larsen - 1st team

1986 Carolyn Fiero, Julie Larsen - 1st team
Laurie Holler - 2nd team

1987 Tiffany Daniels, Carolyn Fiero, Julie Larsen - 1st team

1988 Tiffany Daniels, Christy Larsen - 1st team
Julie Larsen - 2nd team

1989 Debbie DeJohn, Christy Larsen, Lori Crouse - 1st team

1990 Christy Larsen, Penny Siqueiros - 1st team
Debbie DeJohn, Julie Rice - 2nd team

1991 Christy Larsen - 1st team

1992 Susan Buttery, Toni Gutierrez - 1st team
Leslie Adams, Shannan Mitchem, Penny Siqueiros - 2nd team
Leslie Barton - Honorable Mention

1993 Lisa Davidson, Marla Looper, Leslie Adams, Susan Buttery - 1st team
Leslie Barton, Toni Gutierrez - 2nd team

1994 Marla Looper, Laurie Shepard, Shamalene Wilson - 1st team
Rebecca Aase, Lisa Davidson, Cindy Lawton - 2nd team

1995 Renee Espinoza, Kristy Hull, Cindy Lawton, Laurie Shepard, Shamalene Wilson - 1st team

1996 Myssi Calkins, Renee Espinoza, Shamalene Wilson - 1st team
Kristy Hull - 2nd team

1997 Myssi Calkins, Kristy Fuentes, Misty Molin - 1st team
Wendy Braye, Kristy Hull - 2nd team

1998 Dana Bailey, Corrie Williams - 1st team
Christy Cerecedes, Kristy Hull, Jennifer White - 2nd team

1999 Danielle Cox - 1st team
Christy Cerecedes - 2nd team

2000 Staci Brandon, Serita Brooks - 1st team
Leslie Malerich - 2nd team

2001 Leslie Malerich, Jennifer White-Cody, Robyn Gauger - 1st team
Serita Brooks, Brandi Stuart, Kimmy Carter - 2nd team

2002 Brandi Stuart - 1st team
Jessica van der Linden, Kimmy Carter - 2nd team

2003 Elisa Vasquez, Brandi Stuart, Jessica van der Linden - 1st team
Casey Hunter - 2nd team

2004 Jessica van der Linden, Casey Hunter, Veronica Wootson, Elisa Vasquez - 1st team
Natasha Jacob, Lesley Palmer - 2nd team

2006 Yuruby Alicart, Natasha Jacob, Veronica Wootson - 1st team

2007 Veronica Wootson, Yuruby Alicart - 1st team
Whitney Buckmon, Carly Wynn - 2nd team

2009 Sarah Hamilton, Kaleigh Rafter - 1st team

2010 Sarah Hamilton, Carly Wynn - 2nd team

2012 Tiffani Brown, Shayla Jackson - 2nd team

2013 Morgan Bullock, Lacey Waldrop - 2nd team

2014 Maddie O'Brien, Courtney Senas, Lacey Waldrop - 1st team

2015 Lacey Waldrop - 1st team
Jessie Warren - 2nd team
Morgan Klaevemann - 3rd team

2016 Alex Powers - 1st Team
Jessica Burroughs, Ellie Cooper, Jessie Warren - 2nd Team
Morgan Klaevemann - 3rd Team

2017 Jessica Burroughs, Alex Powers, Jessie Warren,

Morgan Klaevemann - 1st Team
Sydney Broderick - 2nd Team
Meghan King - 3rd Team

2018 Kylee Hanson, Carsyn Gordon - 1st team
Jessie Warren, Sydney Sherrill - 2nd team
Meghan King - 3rd team

2019 Meghan King, Carsyn Gordon, Dani Morgan, Elizabeth Mason - 1st team
Sydney Sherrill, Cali Harrod, Makinzy Herzog, Cassidy Davis - 2nd team

2021 Kathryn Sandercock - 1st Team

2022 Kathryn Sandercock, Mack Leonard, Sydney Sherrill, Kalei Harding - 1st Team
Kaley Mudge - 2nd Team
Michaela Edenfield - 3rd Team

2023 Kathryn Sandercock - 1st Team
Jahni Kerr - 2nd Team
Katie Dack - 3rd Team
Devyn Flaherty - 3rd Team
Kaley Mudge - 3rd Team

2024 Jaysoni Beachum - 1st Team
Michaela Edenfield - 2nd Team
Kalei Harding - 2nd Team
Kaley Mudge - 3rd Team
Isa Torres - 3rd Team

ALL-ACC TEAMS

1992 Rebecca Aase, Leslie Adams, Susan Buttery

1993 Rebecca Aase, Leslie Barton, Susan Buttery, Lisa Davidson, Toni Gutierrez, Marla Looper

1994 Lisa Davidson, Marla Looper, Shamalene Wilson

1995 Wendy Braye, Renee Espinoza, Kristy Fuentes, Cindy Lawton, Misty Molin, Laurie Shepard, Shamalene Wilson, Niki Zenger

1996 Myssi Calkins, Renee Espinoza, Shamalene Wilson

1997 Wendy Braye, Myssi Calkins, Kristy Fuentes, Kristy Hull, Misty Molin

1998 Dana Bailey, Kristy Hull, Jesse McGregor, Stacy Venable

1999 Danielle Cox, Stacy Venable

2000 Staci Brandon, Serita Brooks, Leslie Malerich, Brandi Stuart

2001 Serita Brooks, Robyn Gauger, Leslie Malerich, Brandi Stuart, Jessica van der Linden

2002 Kimmy Carter, Jessica van der Linden, Leslie Malerich, Brandi Stuart

2003 Brandi Stuart, Casey Hunter, Elisa Vasquez, Jessica van der Linden, Tatiana George

2004 Casey Hunter, Natasha Jacob, Elisa Vasquez, Jessica van der Linden, Beth Wade, Veronica Wootson

2005 Natasha Jacob - 1st team
Casey Hunter, Melissa Wood - 2nd team

2006 Yuruby Alicart, Natasha Jacob, Veronica Wootson - 1st team
LaShaun Davis - 2nd team

2007 Yuruby Alicart - 1st team
Monica Montez, Whitney Buckmon, Tiffany McDonald, Veronica Wootson - 2nd team

2008 Carly Wynn - 1st team
Whitney Buckmon, Tiffany McDonald, Brittany Osmon - 2nd team

2009 Sarah Hamilton, Kaleigh Rafter - 1st team
Terese Gober, Carly Wynn - 2nd Team

2010 Carly Wynn - 1st Team
Sarah Hamilton, Terese Gober, Ashley Stager - 2nd team

2011 Sarah Hamilton, Shayla Jackson, Jen Lapicki - 2nd Team

2012 Briana Hamilton, Tiffani Brown, Monica Perry - 1st Team
Lacey Waldrop - 2nd Team

2013 Victoria East, Courtney Senas, Lacey Waldrop, Monica Perry - 1st team

Morgan Bullock - 2nd Team

2014 Maddie O'Brien, Courtney Senas, Lacey Waldrop - 1st team
Jessica Burroughs - 2nd team
Victoria East, Briana Hamilton - 3rd team

2015 Morgan Klaevemann, Lacey Waldrop, Jessie Warren - 1st team
Jessica Burroughs, Ellie Cooper, Maddie O'Brien - 2nd team

2016 Jessica Burroughs, Ellie Cooper, Morgan Klaevemann, Meghan King, Alex Powers, Jessie Warren - 1st team
Carsyn Gordon - 2nd team

2017 Jessie Warren, Jessica Burroughs, Morgan Klaevemann, Alex Powers, Meghan King, Sydney Broderick - 1st team
Cali Harrod - 2nd team
Dani Morgan - All-Freshman Team

2018 Kylee Hanson, Zoe Casas, Meghan King, Jessie Warren, Sydney Sherrill - 1st team
Carsyn Gordon - 2nd team

2019 Meghan King, Sydney Sherrill, Carsyn Gordon - 1st team
Elizabeth Mason, Anna Shelnutt - 2nd team
Kathryn Sandercock, Makinzy Herzog - All-Freshman Team
Sydney Sherrill, Devyn Flaherty, Kathryn Sandercock, Kalei Harding - 1st team
Caylan Arnold - 2nd team
Dani Morgan - 3rd team
Kalei Harding, Devyn Flaherty - Freshman Team

2022 Sydney Sherrill, Kathryn Sandercock, Kaley Mudge, Mack Leonard - 1st Team
Devyn Flaherty, Michaela Edenfield, Kalei Harding - 2nd Team
Danielle Watson - 3rd Team

2023 Kathryn Sandercock (First Team)
Jahni Kerr (First Team)
Kaley Mudge (Second Team)
Makenna Reid (Second Team, All-Freshmen Team)
Michaela Edenfield (Second Team)
Devyn Flaherty (Second Team)
Kalei Harding (Third Team)
Mack Leonard (Third Team)

2024 Jaysoni Beachum (First Team, All-Freshmen Team)
Michaela Edenfield (First Team)
Kalei Harding (First Team)
Kaley Mudge (First Team)
Ashtyn Danley (Second Team, All-Freshmen Team)
Devyn Flaherty (Second Team)
Isa Torres (Second Team, All-Freshmen Team)
Jahni Kerr (Third Team)
Kennedy Harp (All-Freshmen Team)

ACC PLAYER OF THE YEAR

1992 Toni Gutierrez

1995 Cindy Lawton

1996 Shamalene Wilson

2003 Jessica van der Linden

2004 Jessica van der Linden

2014 Maddie O'Brien

2016 Alex Powers

2017 Jessie Warren

2018 Jessie Warren

ACC DEFENSIVE PLAYER OF THE YEAR

2017 Jessie Warren

2019 Sydney Sherrill

2021 Sydney Sherrill

2022 Sydney Sherrill



HONORS AND AWARDS

ACC PITCHER OF THE YEAR

2009 Sarah Hamilton
2014 Lacey Waldrop
2015 Lacey Waldrop
2016 Jessica Burroughs
2017 Jessica Burroughs
2018 Kylee Hanson
2023 Kathryn Sandercock

ACC FRESHMAN OF THE YEAR

1993 Shamalene Wilson
1995 Kristy Hull
2001 Jessica van der Linden
2004 Veronica Wootson
2005 Tiffany McDonald
2007 Monica Montez
2015 Jessie Warren
2018 Sydney Sherrill
2024 Jaysoni Beachum

ACC COACH OF THE YEAR

1992 JoAnne Graf
1993 JoAnne Graf
1997 JoAnne Graf
2001 JoAnne Graf
2003 JoAnne Graf
2004 JoAnne Graf
2013 Lonni Alameda
2014 Lonni Alameda
2015 Lonni Alameda
2016 Lonni Alameda
2017 Lonni Alameda
2023 Lonni Alameda

NFCA NATIONAL COACHING STAFF OF THE YEAR

2018 Florida State (Lonni Alameda, Travis Wilson, Craig Snider)

ALL-TOURNAMENT TEAMS

1981 **ATAW NATIONAL CHAMPIONSHIPS**
Charlotte Cates, Darby Cottle, Natalie Drouin, Carol O'Domski, Susan Painter
ATAW REGION III
Darby Cottle, Natalie Drouin, Cathy Gooding, Carol O'Domski, Venus Ross
1982 **ATAW REGIONAL CHAMPIONSHIPS**
Darby Cottle, Toney Donaldson, Cathy Gooding, Susan Painter, Toni Robinette, Kelly Shaw, Jan Sikes
ATAW NATIONAL CHAMPIONSHIPS
Darby Cottle, Susan Painter, Toni Robinette, Linda Tyrrell, Sandie Williams
1983 **ATAW STATE CHAMPIONSHIPS**
Darby Cottle, LeAnn Harrell, Susan Painter
ATAW NATIONAL CHAMPIONSHIPS
Darby Cottle, Toney Donaldson, LeAnn Harrell, Carla Long, Cricket Olafson, Susan Painter
1990 **NCAA WOMEN'S COLLEGE WORLD SERIES**
Leslie Barton, Debbie DeJohn
1992 **ACC TOURNAMENT**
Rebecca Aase, Leslie Adams, Leslie Barton, Susan Buttery (MVP), Toni Gutierrez, Shannan Mitchem, Penny Siqueiros
1993 **ACC TOURNAMENT**
Leslie Barton, Susan Buttery, Heather Conway, Lisa Davidson (MVP), Toni Gutierrez, Marla Looper
1994 **ACC TOURNAMENT**
Marla Looper, Jennifer Olow, Windy Weltz, Shamalene Wilson
1995 **ACC TOURNAMENT**
Wendy Braye, Myssi Calkins, Renee Espinoza, Heather Feltmann, Kristy Fuentes, Kristy Hull
1996 **ACC CHAMPIONSHIP**

Renee Espinoza (MVP), Kristy Hull, Windy Weltz, Shamalene Wilson
1997 **ACC TOURNAMENT**
Myssi Calkins, Kristy Fuentes (MVP), Kristy Hull, Tami Post
1999 **ACC TOURNAMENT**
Danielle Cox (MVP), Teresa Edenfield, Tami Post, Stacy Venable
2000 **NCAA LOS ANGELES REGIONAL**
Serita Brooks, Leslie Malerich, Staci Brandon, Andi Lyons
ACC TOURNAMENT
Leslie Malerich (MVP), Serita Brooks, Natalie Bennett, Staci Brandon
2001 **ACC TOURNAMENT**
Leslie Malerich, Natalie Bennett, Serita Brooks, Monique Marier
NCAA TALLAHASSEE REGIONAL
Leslie Malerich, Robyn Gauger, Jessica van der Linden, Jennifer White-Cody, Monique Marier, Serita Brooks
2002 **ACC TOURNAMENT**
Brandi Stuart, Jessica van der Linden
NCAA TALLAHASSEE REGIONAL
Brandi Stuart, Kimmy Carter, Shundra Colzie, Leslie Malerich (MOP), Jessica van der Linden
WOMEN'S COLLEGE WORLD SERIES
Leslie Malerich
2003 **ACC TOURNAMENT**
Lesley Palmer (MVP), Shandra Colzie, Elisa Vasquez, Casey Hunter
2004 **ACC TOURNAMENT**
Casey Hunter (MVP), Lesley Palmer, Jessica van der Linden, Elisa Vasquez, Beth Wade
NCAA REGION 4
Jessica van der Linden (MOP), Veronica Wootson, Natasha Jacob
2006 **ACC TOURNAMENT**
Carly Brieske, Tiffany McDonald
2007 **ACC TOURNAMENT**
Robin Ahrberg, Yuruby Alicart, Veronica Wootson
2008 **ACC TOURNAMENT**
Brittany Osmon
2009 **ACC TOURNAMENT**
Sarah Hamilton, Kaleigh Rafter, Carly Wynn
2010 **ACC TOURNAMENT**
Robin Ahrberg, Tiffani Brown, Sarah Hamilton
2011 **ACC TOURNAMENT**
Celeste Gomez, Sarah Hamilton (MVP), Jen Lapicki, Courtney Senas
2012 **ACC TOURNAMENT**
Maddie O'Brien
2013 **ACC TOURNAMENT**
Maddie O'Brien, Courtney Senas, Lacey Waldrop
2014 **ACC TOURNAMENT**
Tiffani Brown, Celeste Gomez (MVP), Kelly Hensley, Maddie O'Brien, Lacey Waldrop
NCAA TALLAHASSEE REGIONAL
Alex Kossoff, Maddie O'Brien, Lacey Waldrop
2015 **ACC TOURNAMENT**
Jessica Burroughs (MVP), Victoria Daddis, Alex Powers, Bailey Schinella, Jessie Warren
2016 **ACC TOURNAMENT**
Jessie Warren (MVP), Cali Harrod, Sydney Broderick, Meghan King
WCWS ALL-TOURNAMENT TEAM
Jessica Burroughs, Alex Powers
2017 **ACC TOURNAMENT**
Dani Morgan (MVP), Anna Shelnutt, Carsyn Gordon, Jessica Burroughs, Meghan King
2018 **ACC TOURNAMENT**
Sydney Sherrill (MVP), Anna Shelnutt, Meghan King
WCWS ALL-TOURNAMENT TEAM
Jessie Warren (MOP), Meghan King, Sydney Sherrill,

Elizabeth Mason, Anna Shelnutt
2019 **ACC TOURNAMENT**
Meghan King (MVP), Dani Morgan, Sydney Sherrill
2021 **ACC TOURNAMENT**
Sydney Sherrill
WCWS ALL-TOURNAMENT TEAM
Kaley Mudge, Kathryn Sandercock
2022 **ACC TOURNAMENT**
Mack Leonard, Devyn Flaherty, Kathryn Sandercock, Kalei Harding
2023 **ACC TOURNAMENT**
Kalei Harding, Mack Leonard, Josie Muffley, Kathryn Sandercock (MVP)
WCWS ALL-TOURNAMENT TEAM
Michaela Edenfield, Kaley Mudge, Kathryn Sandercock
2024 **ACC TOURNAMENT**
Michaela Edenfield, Kalei Harding, Kaley Mudge, Isa Torres

OTHER ACCOMPLISHMENTS

1981 **ASA Outstanding Athlete**
Darby Cottle
USOC Best Amateur Softball Player
Darby Cottle
FAIAW Softball Coach of the Year
JoAnne Graf
1982 **Olympia Award**
Darby Cottle
Broderick Award
Darby Cottle
1992 **MVP in the South Florida Invitational**
Toni Gutierrez
NFCA National Player of the Week
Jennifer White-Cody
1999 **ACC Weaver-James-Corrigan Postgraduate Scholarship**
Stacy Venable
NFCA Scholar-Athlete
Becky Brock, Andi Lyons
2000 **NFCA Student Athlete**
Natalie Bennett, Robyn Gauger, Andi Lyons, Brandi Stuart, Beth Wade
2001 **Verizon Academic All-District 3 Softball Team**
Brandi Stuart
NFCA Student-Athlete
Becky Brock, Beth Wade
NFCA National Player of the Week
Brandi Stuart
MVP (Pitcher) FAU/Worth Invitational
Leslie Malerich
NFCA Outstanding Performer
Jennifer White-Cody
NFCA Southeast Region Coaching Staff of the Year
2002 **NFCA Southeast Region Coaching Staff of the Year**
Verizon Academic All-American
Brandi Stuart
NFCA Student-Athlete
Shandra Colzie, Shundra Colzie, Becky Brock, Kimmy Carter, Beth Wade
2003 **Verizon Academic All-Region**
Shandra Colzie (1st Team)
NFCA Student-Athlete
Shandra Colzie, Shundra Colzie, Natasha Jacob, Robyn Larson, Beth Wade
NFCA National Player of the Week
Jessica van der Linden
USA Softball National Player Of The Year
Jessica van der Linden (Top 10 Finalist)
2004 **USA Softball National Player of the Year**
Jessica van der Linden
Honda Award Winner for Softball
Jessica van der Linden
ESPY AWARD "Best Collegiate Female" Nominee

HONORS AND AWARDS

<p>Jessica van der Linden CoSIDA District III Academic All-Region Natasha Jacob Easton All-Americans Casey Hunter, Jessica van der Linden - 1st Team Veronica Wootson - 2nd Team USA Softball National Player Of The Week Jessica van der Linden (March 16) NFCA National Player Of The Week Jessica van der Linden (March 16)</p>	<p>Ashley Stager ACC Postgraduate Scholarship Terese Gober, Carly Wynn CoSIDA Academic All-District III Softball Team Carly Wynn CoSIDA Academic All-America Carly Wynn - 3rd Team NSCA All-American Carly Wynn All-ACC Academic Team Robin Ahrberg, Terese Gober, Tory Hadadd, Jen Lapicki, Carly Wynn NFCA Student-Athlete Terese Gober, Tori Haddad, Jen Lapicki, Carly Wynn, Jessica Nori</p>	<p>NFCA All-Southeast Region First Team Maddie O'Brien, Courtney Senas, Lacey Waldrop NFCA National Player of the Week Lacey Waldrop ACC Pitcher of the Week Lacey Waldrop (seven times), Jessica Burroughs ACC Player of the Week Maddie O'Brien (three times), Bailey Schinella All-ACC Academic Team Kelly Hensley, Jessica Nori, Bailey Schinella, Lacey Waldrop NFCA Scholar-Athlete Bella D'Errico, Corey Hendrickson, Kelly Hensley, Jessica Nori, Lacey Waldrop ACC Postgraduate Scholarship Kelly Hensley NSCA All-American Victoria East</p>
<p>2005 CoSIDA Academic All-District III Natasha Jacob CoSIDA Second Team Academic All-American Natasha Jacob NFCA Student-Athlete Carey Galuppi, Natasha Jacob</p>	<p>2011 ACC Pitcher of the Week Sarah Hamilton (twice) ACC Player of the Week Tiffani Brown, Shayla Jackson Softball Golden Nole Award Ashley Stager ACC Top Six for Service Award Ashley Stager SemiGnome Award (Community Service) FSU Softball Team Capital One Academic All-District Jen Lapicki, Lauren Varsalona - 2nd Team All-ACC Academic Team Robin Ahrberg, Shayla Jackson, Jen Lapicki, Jessica Nori NFCA Scholar-Athlete Kirstin Austin, Kelly Hensley, Jen Lapicki, Jessica Nori, Kaleigh Rafter, Briar Stanley Lowe's Senior CLASS Award Candidate Shayla Jackson NFCA National Player of the Week Monica Perry</p>	<p>2015 Senior CLASS Award Lacey Waldrop USA Softball National Player of the Year Lacey Waldrop (Top 25 semifinalist) NFCA All-America Third Team Lacey Waldrop NFCA All-Southeast Region Team Lacey Waldrop (First Team), Jessie Warren (Second Team), Morgan Klaevemann (Third Team) ACC Pitcher of the Week Lacey Waldrop (four times) ACC Player of the Week Alex Powers ACC Top Six for Service Alex Kossoff All-ACC Academic Team Ellie Cooper, Victoria Daddis, Alex Powers, Morgan Klaevemann, Alex Kossoff, Bailey Schinella, Lacey Waldrop NFCA Scholar-Athlete Ellie Cooper, Victoria Daddis, Megan McReynolds, Alex Powers ACC Postgraduate Scholarship Lacey Waldrop CoSIDA Academic All-District Ellie Cooper</p>
<p>2006 CoSIDA First Team Academic All-American Natasha Jacob CoSIDA First Team Academic All-District 3 Natasha Jacob Easton/Bell Sports All-American Veronica Wootson - 1st Team, Natasha Jacob - 3rd Team All-ACC Academic Team Natasha Jacob, Melissa May, Michelle Snyder NFCA Student-Athlete Carey Galuppi, Natasha Jacob, Melissa May</p>	<p>2012 ACC Pitcher of the Week Briana Hamilton (twice) ACC Pitcher of the Week Monica Perry (twice), Lacey Waldrop (twice) Capital One Academic All-District Team Jessica Nori, Kirstin Austin All-ACC Academic Team Bailey Schinella, Jessica Nori, Kirstin Austin, Kelly Hensley, Tiffani Brown NFCA Scholar-Athlete Tiffani Brown, Kelly Hensley, Erika Hoffner, Jessica Nori</p>	<p>2016 NFCA All-America Second Team Alex Powers NFCA All-America Third Team Jessica Burroughs, Jessie Warren USA Softball National Player of the Year Jessica Burroughs (Top 25 finalist) Alex Powers (Top 25 finalist) NFCA National Freshman of the Year Carsyn Gordon (Top 25 finalist) NFCA National Pitcher of the Week Meghan King All-ACC Academic Team Ellie Cooper, Meghan King, Morgan Klaevemann ACC Pitcher of the Week Jessica Burroughs (three times), Meghan King (twice) ACC Player of the Week Alex Powers (twice), Jessie Warren (twice) Sydney Broderick CoSIDA Academic All-District Morgan Klaevemann</p>
<p>2007 ACC Freshman of the Year Monica Montez CoSIDA/ESPN The Magazine Second-Team Melissa May Academic All-District Third-Team Melissa May NFCA Student-Athlete Brittany Krbec, Carly Wynn, Melissa May Easton All-American Veronica Wootson NFCA All-America Veronica Wootson All-ACC Academic Team Robin Ahrberg, Brittany Krbec, Melissa May, Tiffany McDonald, Brittany Osmon, Carly Wynn</p>	<p>2013 NFCA All-America Third Team Lacey Waldrop NFCA All-Southeast Region Second Team Morgan Bullock, Lacey Waldrop Capital One Academic All-American Third Team Kelly Hensley Capital One Academic All-District IV Kelly Hensley, Jessica Nori ACC Pitcher of the Week Lacey Waldrop (three times) ACC Player of the Week Courtney Senas (twice) ACC Top Six for Service Kelly Hensley ACC Softball Scholar-Athlete of the Year Kelly Hensley All-ACC Academic Team Kelly Hensley, Monica Perry, Jessica Nori, Bailey Schinella NFCA Scholar-Athlete Kelly Hensley, Jessica Nori</p>	<p>2017 Senior CLASS Award Alex Powers CoSIDA Academic All-American Morgan Klaevemann - 3rd Team NFCA All-America First Team Jessie Warren, Jessica Burroughs NFCA All-America Second Team Morgan Klaevemann NFCA All-America Third Team Alex Powers</p>
<p>2008 Lowe's Senior CLASS Award Candidate Tiffany McDonald All-ACC Academic Whitney Buckmon, Terese Gober, Tiffany McDonald, Brittany Osmon, Carly Wynn CoSIDA Academic All-District Carly Wynn, Robin Ahrberg - 1st Team Melissa May - 2nd Team ACC Player of the Week Brittany Osmon (twice), Ashley Stager ACC Pitcher of the Week Tiffany McDonald (twice)</p>	<p>2014 USA Softball National Player of the Year Lacey Waldrop NFCA All-America First Team Maddie O'Brien, Lacey Waldrop</p>	<p>2009 CoSIDA Academic All-American Carly Wynn - 3rd Team CoSIDA Academic All-District Carly Wynn - 1st Team Michelle Snyder - 2nd Team ACC Player of the Week Kaleigh Rafter (twice), Ashley Stager ACC Pitcher of the Week Sarah Hamilton (twice) ACC Postgraduate Scholarship Kaleigh Rafter All-ACC Academic Team Terese Gober, Sarah Hamilton, Kristie McConn, Kaleigh Rafter, Michelle Snyder, Carly Wynn NFCA Student-Athlete Terese Gober, Kaleigh Rafter, Lauren Varsalona, Carly Wynn, Robin Ahrberg</p>
<p>2010 ACC Pitcher of the Week Sarah Hamilton, Terese Gober ACC Player of the Week</p>		



HONORS AND AWARDS

	<p>USA Softball National Player of the Year Jessica Warren (Top 10 Finalist) Jessica Burroughs (Top 10 Finalist)</p> <p>NFCA National Player of the Week Jessica Burroughs (Feb. 21), Jessie Warren (April 11)</p> <p>ACC Player of the Week Jessica Warren (March 21, May 2), Carsyn Gordon (March 28)</p> <p>ACC Pitcher of the Week Jessica Burroughs (Feb. 21, March 7, March 21, March 28), Meghan King (May 2)</p> <p>ACC Scholar-Athlete of the Year Alex Powers</p> <p>All-ACC Academic Team Alex Powers, Morgan Klaveemann, Sydney Broderick, Ellie Cooper, Meghan King, Dani Morgan, Anna Shelnutt</p> <p>ACC Postgraduate Scholarship Ellie Cooper</p>	<p>2021 NFCA All-Americans Kathryn Sandercock (Second Team)</p> <p>ACC Pitcher of the Week Kathryn Sandercock (April 13)</p> <p>ACC Postgraduate Scholarship Dani Morgan</p> <p>CoSIDA Academic All-District Dani Morgan</p> <p>All-ACC Academic Team Caylan Arnold, Devyn Flaherty, Dani Morgan, Kathryn Sandercock</p> <p>NFCA Scholar-Athlete Caylan Arnold, Cassidy Davis, Devyn Flaherty, Kiersten Landers, Elizabeth Mason, Dani Morgan, Kaley Mudge, D'Aun Riggs, Anna Shelnutt</p>	<p>NFCA Scholar-Athlete Madi Balk, Jaysoni Beachum, Ashtyn Danley, Devyn Flaherty, Madi Frey, Kennedy Harp, Krystina Hartley, Jahni Kerr, Kaley Mudge, Amaya Ross, Annie Potter, Hallie Wacaser, Emma Wilson</p>
2018	<p>Senior CLASS AWARD Kylee Hanson (Top 10 Finalist)</p> <p>NFCA All-Americans Jessica Warren (Second Team), Kylee Hanson (Second Team), Sydney Sherrill (Third Team)</p> <p>Academic All-Region Kylee Hanson (First Team), Cassidy Davis (First Team)</p> <p>USA Softball Player of the Year Kylee Hanson (Top 25 Finalist)</p> <p>NFCA Freshman of the Year Sydney Sherrill (Top 10 Finalist)</p> <p>ACC Player of the Week Carsyn Gordon (Feb 13), Sydney Sherrill (Feb 20, April 10), Jessie Warren (Feb 27, May 1, May 7)</p> <p>ACC Pitcher of the Week Kylee Hanson (Feb 20, March 6, March 20, May 7), Meghan King (Feb 27, April 3)</p> <p>NFCA National Player of the Week Kylee Hanson (Feb 20), Sydney Sherrill (April 10)</p> <p>USA Softball National Player of the Week Sydney Sherrill (April 10)</p> <p>ACC Scholar-Athlete of the Year Kylee Hanson</p> <p>All-ACC Academic Team Carsyn Gordon, Kylee Hanson, Meghan King, Cassidy Davis</p> <p>NCAA Elite 90 Award Tessa Daniels</p>	<p>2022 Rawlings Gold Glove Sydney Sherrill (Top 10 Finalist)</p> <p>Senior CLASS AWARD Sydney Sherrill (Top 10 Finalist)</p> <p>NFCA All-Americans Kathryn Sandercock (Second Team) Sydney Sherrill (Second Team)</p> <p>ACC Pitcher of the Week Kathryn Sandercock (2/22, 3/1, 5/10)</p> <p>ACC Player of the Week Sydney Sherrill (5/10) Michaela Edenfield (2/22, 4/5)</p> <p>NFCA National Player of the Week Sydney Sherrill (5/10)</p> <p>NFCA Scholar-Athlete Kathryn Sandercock (2/22)</p> <p>All-ACC Academic Team Mack Leonard, Devyn Flaherty, Kaley Mudge, Danielle Watson</p> <p>NFCA Scholar-Athlete Brooke Blankenship, Ali Dubois, Devyn Flaherty, Kiersten Landers, Mack Leonard, Kaley Mudge, D'Aun Riggs, Amaya Ross, Carson Saabye, Meagen Tomlinson, Danielle Watson, Emma Wilson</p>	<p>TEAM AWARDS</p> <p>Golden Nole Award 2009 Carly Wynn 2010 Carly Wynn 2011 Ashley Stager 2012 Kirstin Austin 2013 Kelly Hensley 2014 Jessica Nori 2015 Ellie Cooper 2016 Alex Powers 2017 Ellie Cooper 2018 Morgan Klaveemann 2019 Meghan King 2020 Dani Morgan 2021 Kaley Mudge 2022 Sydney Sherrill 2023 Kathryn Sandercock and Kaley Mudge 2024 Michaela Edenfield and Amaya Ross</p> <p>Golden Torch Award 2009 Kaleigh Rafter 2010 Tory Haddad 2011 Kelly Hensley 2012 Kelly Hensley 2013 Kelly Hensley 2014 Kelly Hensley 2015 Ellie Cooper 2016 Tessa Daniels 2017 Tessa Daniels 2018 Meghan King 2019 Morgan Noah 2020 Kathryn Sandercock 2021 Cassidy Davis 2022 Ali DuBois 2023 Madi Balk 2024 Kaley Mudge</p> <p>Seminole Warrior 2009 Ashley Stager and Carly Wynn 2010 Jen Lapicki 2011 Briana Hamilton 2012 Lindsey Peppers 2013 Jessica Burroughs 2014 Lacey Waldrop 2015 Lacey Waldrop and Macey Cheatham 2016 Ellie Cooper and Alex Powers 2017 Bella D'Errico 2018 Zoe Casas and Korina Rosario 2019 Zoe Casas, Cali Harrod, Carsyn Gordon, Meghan King, Deja Bush 2021 Kaia LoPrese 2022 Sydney Sherrill 2023 Krystina Hartley 2024 Allison Royalty</p> <p>Sniper Award 2010 Morgan Bullock 2011 Robin Ahrberg 2012 Assistant Coach Travis Wilson 2013 Morgan Bullock 2014 Ryann Day 2015 Lauren Harris 2016 Lauren Harris 2017 Tessa Daniels 2018 Sabrina Stutsman 2019 Cassidy Davis 2021 Kiersten Landers</p>
2019	<p>Senior CLASS AWARD Meghan King (Top 10 Finalist)</p> <p>NFCA All-Americans Sydney Sherrill (First Team), Meghan King (Second Team)</p> <p>Academic All-Region Meghan King (First Team)</p> <p>ACC Player of the Week Zoe Casas (Feb 19), Cali Harrod (Feb 26), Carsyn Gordon (March 26), Anna Shelnutt (May 6)</p> <p>ACC Pitcher of the Week Meghan King (Feb 12, Feb 26, March 19, March 26, April 2, April 30)</p> <p>NFCA National Player of the Week Cali Harrod (Feb 26)</p> <p>USA Softball National Player of the Week Zoe Casas (Feb 19)</p> <p>All-ACC Academic Team Kathryn Sandercock, Anna Shelnutt, Carsyn Gordon, Cassidy Davis, Dani Morgan</p>	<p>2023 NFCA All-Americans Kathryn Sandercock (Second Team)</p> <p>ACC Pitcher of the Week Kathryn Sandercock (3/12, 4/11, 5/9) Makenna Reid (4/25)</p> <p>ACC Player of the Week Hallie Wacaser (4/25)</p> <p>All-ACC Academic Team Autumn Belvivy, Ali DuBois, Devyn Flaherty, Bethaney Keen, Jahni Kerr, Mack Leonard, Kaey Mudge, Makenna Reid, Amaya Ross, Allison Royalty, Kathryn Sandercock, Hallie Wacaser</p> <p>NFCA Scholar-Athlete Madi Balk, Ali DuBois, Madi Frey, Jahni Kerr, Mack Leonard, Amaya Rss, Emma Wilson</p>	
2020	<p>ACC Player of the Week Kirsten Landers (Feb 11)</p> <p>ACC Pitcher of the Week Caylan Arnold (Feb 11)</p> <p>Go Teach Dr Pepper Tuition Giveaway Recipients Elizabeth Mason</p>	<p>2024 NFCA All-Americans Jaysoni Beachum (Second Team), Michaela Edenfield (Third Team)</p> <p>ACC Player of the Week Jaysoni Beachum (4/23)</p> <p>TUCCI/NFCA National Freshman of the Year Jaysoni Beachum Isa Torres (Top 25 Finalist)</p> <p>USA Softball National Player of the Year Jaysoni Beachum (Top 10 Finalist)</p> <p>CSC Academic All-Americans Devyn Flaherty and Kaley Mudge</p> <p>CSC Academic All-District Devyn Flaherty, Kaley Mudge, Amaya Ross, Emma Wilson</p> <p>All-ACC Academic Team Jaysoni Beachum, Autumn Belvivy, Angelee Bueno, Ashtyn Danley, Devyn Flaherty, Madi Frey, Kennedy Harp, Jahni Kerr, Kaley Mudge, Annie Potter, Amaya Ross, Allison Royalty, Isa Torres, Hallie Wacaser, Emma Wilson</p>	

HONORS AND AWARDS

2022 Krystina Hartley
 2023 Krystina Hartley
 2024 Emma Wilson

Golden Glove

2009 Kaleigh Rafter
 2010 Tory Haddad
 2011 Ashley Stager
 2012 Briana Hamilton
 2013 Maddie O'Brien
 2014 Courtney Senas
 2015 Morgan Klavemann
 2016 Jessie Warren
 2017 Jessie Warren
 2018 Jessie Warren
 2019 Sydney Sherrill
 2021 Anna Shelnutt
 Sydney Sherrill
 2022 Sydney Sherrill
 2023 Bethaney Keen
 2024 Michaela Edenfield & Isa Torres

ESPY Award

2009 Ashley Stager
 Michelle Snyder
 2010 Tiffani Brown
 2011 Briana Hamilton
 2012 Courtney Senas
 2013 Lacey Waldrop
 2014 Briana Hamilton
 2015 Alex Kossoff
 2016 Jessie Warren
 2017 Jessie Warren
 2018 Jessie Warren
 2019 Dani Morgan
 2021 Josie Muffley
 2023 Josie Muffley
 2024 Team 41 at Florida

Breakout Player of the Year

2009 Ashley Stager
 2010 Shayla Jackson
 2011 Jennifer Lapicki
 2012 Briana Hamilton
 Kirstin Austin
 2013 Kelly Hensley
 2014 Maddie O'Brien
 2015 Ellie Cooper
 2016 Alex Powers
 2017 Cali Harrod
 2018 Carsyn Gordon
 2019 Dani Morgan
 2021 Kaley Mudge
 2022 Devyn Flaherty
 2023 Jahni Kerr and Hallie Wacaser
 2024 Amaya Ross

Most Valuable Player

2009 Kaleigh Rafter
 2010 Carly Wynn
 2011 Sarah Hamilton
 2012 Tiffani Brown
 2013 Courtney Senas
 Kelly Hensley
 2014 Maddie O'Brien
 2015 Jessie Warren
 2016 Jessie Warren
 2017 Jessie Warren
 2018 Kylee Hanson
 2019 Sydney Sherrill
 2021 Sydney Sherrill
 2022 Kathryn Sandercock
 2023 Kathryn Sandercock
 2024 Jaysoni Beachum, Angelee Bueno, Ashtyn Danley,

Mimi Gooden, Kennedy Harp, Isa Torres

Chief Abiaka Athletic Training Award

2009 Robin Ahrberg
 2010 Ashley Stager
 2011 Maddie O'Brien
 2012 Tiffani Brown
 2015 Maddie O'Brien
 2016 Morgan Klavemann
 2017 Jessica Burroughs
 2018 Deja Bush
 2021 Cassidy Davis
 2022 Sydney Sherrill
 2023 Mack Leonard
 2024 Kaley Mudge

Batting Title

2009 Carly Wynn (.337)
 2010 Carly Wynn (.378)
 2011 Jen Lapicki (.343)
 2012 Shayla Jackson (.304)
 2013 Morgan Bullock (.346)
 2014 Maddie O'Brien (.424)
 2015 Morgan Klavemann (.393)
 2016 Alex Powers (.396)
 2017 Jessie Warren (.413)
 2018 Jessie Warren (.404)
 2019 Sydney Sherrill (.405)
 2021 Sydney Sherrill (.308)
 2022 Mack Leonard (.375)
 2023 Jahni Kerr (.386)
 2024 Jaysoni Beachum (.417)

Circle Award

2009 Sarah Hamilton
 2010 Sarah Hamilton
 2011 Sarah Hamilton
 2012 Monica Perry
 2013 Lacey Waldrop
 2014 Lacey Waldrop
 2015 Lacey Waldrop
 2016 Jessica Burroughs and Meghan King
 2017 Jessica Burroughs and Meghan King
 2018 Kylee Hanson and Meghan King
 2019 Meghan King
 2021 Kathryn Sandercock
 2022 Kathryn Sandercock
 2023 Kathryn Sandercock
 2024 Ashtyn Danley

"Ah-Tah-Thi-Ki" Academic Excellence Award

2009 Amber Bryant and Mallory Borden
 2010 Terese Gober, Carly Wynn and Ashley Stager
 2011 Kelly Hensley and Monica Perry
 2012 Kelly Hensley
 2013 Kelly Hensley and Jessica Nori
 2014 Kelly Hensley and Jessica Nori
 2015 Alex Kossoff
 2016 Ellie Cooper
 2017 Ellie Cooper
 2018 Tessa Daniels and Morgan Klavemann
 2019 Dani Morgan and Morgan Noah
 2021 Cassidy Davis
 2022 Ali DuBois
 2023 Kaley Mudge
 2024 Amaya Ross

Rookie of the Year

2009 Shayla Jackson
 2010 Tiffani Brown
 2011 Celeste Gomez and Jessica Nori
 2012 Maddie O'Brien and Lacey Waldrop
 2013 Victoria East

2014 Jessica Burroughs
 2015 Jessie Warren
 2016 Zoe Casas and Meghan King
 2017 Dani Morgan
 2018 Sydney Sherrill
 2019 Makinzy Herzog
 2021 Kalei Harding
 2022 Michaela Edenfield
 2023 Makenna Reid
 2024 Jaysoni Beachum

Offensive Player of the Year

2015 Jessie Warren
 2016 Ellie Cooper
 2017 Jessie Warren
 2018 Sydney Sherrill
 2019 Cali Harrod
 2021 Sydney Sherrill
 2022 Sydney Sherrill
 2023 Jahni Kerr
 2024 Kalei Harding & Kaley Mudge

Femina Perfecta Award

2009 Ashley Stager
 2010 Robin Ahrberg
 2011 Morgan Bullock
 2012 Monica Perry
 2013 Lindsey Peppers
 2014 Bella D'Errico
 2015 Ellie Cooper
 2016 Tessa Daniels
 2017 Morgan Klavemann
 2018 Cali Harrod
 2019 Dani Morgan
 2020 Dani Morgan

Great Spirit Award Wakatanka

2017 Bella D'Errico
 2018 Abby Evans
 2019 Meghan King
 2021 Dani Morgan
 2022 Maegan Tomlinson

Dugout Club Member of the Year

2016 John Cross, Diane Kelley and Betty Wilder
 2017 Locker Room Legacy Members
 2018 Russ and Genie Morcom
 2019 Scott Price
 2021 Graham and Brittany Gano
 2022 Paul and Mary Ann Broome
 2023 Jim Rhodes
 2024 Bob & Gail Knight

Coaches Award (Taylor Foster Award)

2009 Carly Wynn
 2010 Carly Wynn
 2011 Robin Ahrberg and Ashley Stager
 2012 Mallory Borden and Amber Bryant
 2013 Macey Cheatham
 2014 Entire Team (Taylor Foster Award)
 2015 Macey Cheatham
 2016 Ellie Cooper
 2017 Ellie Cooper
 2018 Kendra Lynch
 2019 Meghan King
 2021 Kaley Mudge
 2022 Kaley Mudge
 2023 Amaya Ross
 2024 Krystina Hartley

The Process Performer of the Year

2023 Hallie Wacaser
 2024 Jaysoni Beachum & Amaya Ross



ALL-TIME LETTERWINNERS

Rebecca Aase Courtney Adams Leslie Adams Robin Ahrberg Shannon Aiken Yuruby Alicart Kaitlin Allen Nancy Anderson Leah Armstrong Caylan Arnold Kirstin Austin Kim Averill	A 1991-94 2013 1992-93 2007-08, 10-11 1989 2006-07 2013 1981 2001 2020-21 2011-13 1989	LaShaun Davis Judi Davison Debbie DeJohn Jennie Dillmore Tabitha Doka Toney Donaldson Jennifer Drawdy Natalie Drouin Ali DuBois Laura Duncan	E 2013-16 2022-24 1997-00 2000-01 1986-87 2020-22 1995-96 2016-18 1988	Morgan Klaevemann Meghan King Sarah King Charlene Koski Alex Kossoff Brittany Krbec Tina Kyler	2015-18 2016-19 1997-98 1980 2013-16 2007 1984-85	Makenna Reid Julie Rice Brenda Richardson D'Aun Riggs Toni Robinette Korina Rosario Courtney Rosen Amaya Ross Venus Ross Allison Royalty Daphne Russell	2023-24 1988-91 1989 2021-22 1981-82 2015-18 2007, 09-10 2022-24 1980-81 2023-24 1987-88
Greta Bahn Dana Bailey Jill Baker Katie Baker Madi Balk Leslie Barton Jaysoni Beachum Jill Bellamy Autumn Belyiy Rock Benavides Natalie Bennett Shelley Berube Debbie Billington Kara Bilodeau Carla Bingham Michelle Bishop Brooke Blankenship Mallory Borden Staci Brandon Wendy Braye Carly Brieske Katie Bright Becky Brock Sydney Broderick Serita Brooks Jennifer Brown Tiffani Brown Amber Bryant Colleen Buckley Whitney Buckmon Angelee Bueno Morgan Bullock Jodie Bullock Jessica Burroughs Deja Bush Jennifer Butler Susan Buttery	B 1984-86 1986-99 1981-82 2015 2023-24 1990-93 2024 1986-88 2022-24 2018-19 2000-01 1984 1978-79 2019-20 1982-83 1995 2022 2009-10, 12 2000-01 1994-97 2003-06 2022 1999-02 2016-17 2000-01 1998 2010-14 2009, 11-12 1978-79 2005-08 2024 2010-13 1990 2014-17 2017-19 1995 1990-93	Victoria East Michaela Edenfield Teresa Edenfield Stephanie Elowsky Sherri Emetario Brianna Enter Renee Espinoza Abby Evans Bonnie Evans	F 2017-20 1993-95 1995-96 1986-87 1988-91 2020-24 2023-24 2004-05 1994-97	Mia Lacy Hunter LaFountain Kiersten Landers Kelly Langston Jen Lapicki Christy Larsen Julie Larsen Robyn Larson Monica Lawfield Dianne Lawrence Cindy Lawton Gayle Lee Erika Leonard Mack Leonard Nicolette Levine Bryttani Lindheim Marla Looper Kaia LoPreste Andi Lyons	2016 1989-90 2020-21 2007-08 2010-11 1988-91 1985-88 2002-03 1984 1978 1994-95 1978 2012 2022-23 2012 2002-03 1993-94 2020-23 1999-00	Carson Saabye Layne Salvador Kathryn Sandercock Mary J.T. Sands Stacey Saunier Bailey Schinella Kelly Schnute Mary Schuehler Courtney Senas Kelly Shaw Anna Shelnett Laurie Shepard Sydney Sherrill Lena Sifen Jan Sikes Terri Silviola Tracy Simmons Penny Siqueiros Debbie Smith Loren Smith Amy Snider Michelle Snyder Sue Spangel Ashley Stager Courtney Stager Briar Stanley Lynn Steele Ronnie Stengel Brandi Stuart Sabrina Stutsman Stacie Symonds	S 2021 1979-82 2019-23 1980 1979-82 2012-15 1995-96 1978-79 2011-14 1982-83 2017-21 1992-95 2018-22 2004 1981-82 1980 1987 1989-92 1986 2012 1983-86 2006-09 1978-79 2008-11 2009 2010-11 1985-87 1978 2000-03 2017-18 1994
Myssi Calkins Kimmy Carter Zoe Casas Charlotte Cates Christy Cerecedes Macey Cheatham Rosalind Chou Sharon Coats Shandra Colzie Shundra Colzie Allison Collins Jan Collins Kayla Collins Teresa Collins Heather Conway Dina Cooper Ellie Cooper Suzanne Cooper Savanna Copeland Shawnda Corbin Cheryl Cordes Darby Cottle Danielle Cox Skyla Cox Bonnie Craig Lori Crouse Bianca Cruz Chloe Culp	C 1994-97 1999-02 2016-19 1981 1998-99 2013-16 1996-97 1979-80 2002-03 2002-03 2002-10 1978 2006-07 1983-84 1992-93 1983-84 2014-17 1987 2018 1988 1978 1980-82 1998-99 2001-02 1978-79 1986-89 2020 2020, 2022	Carey Galuppi Camille Garcia Robyn Gauger BillieAnne Gay Tatiana George Tina Getherall Barbara Gillespie Jessica Gilmore Terese Gober Celeste Gomez Mimi Gooden Cathy Gooding Kim Googe Carsyn Gordon Cindy Gordon Toni Gutierrez	G 2003-06 2007-09 2000-01 2003-06 2002-05 1990-92 1985-86 2007-09 2007-09-10 2011-14 2024 1981-84 1979-80 2016-19 1992-93 1990-93	Leslie Malerich Pat Mangan Monique Marier Diane Maroe Sandy Martinez Elizabeth Mason Meggan Matson Melissa May Kristie McConn Tiffany McDonald Jesse McGregor Megan McReynolds Monica Montez Lora Migliaccio Shannan Mitchem Kelly Miller Leslie Miller LaTanya Mitchell Misty Molin Amanda Moore Evelyn Morgado Bonnie Morgan Dani Morgan Kaley Mudge Josie Muffley Lauren Mullins Marie Mygonik	1999-02 1980-81 2001-02 1979 1988-89 2018-21 1997 2006-08 2008-11 2005-08 1996-99 2016 2007-10 1988-91 1989-92 1998-00 1984 1999-00 1995-98 2007 2012 1978 2017-21 2020-24 2020-23 2010 1978	Windy Taff Tammi Terrell Cynthia Thomas Robin Thomas Laurie Tiedt Julie Tiggis Kelly Tillman Maegan Tomlinson Isa Torres Dale Townsend Rose Trezza Linda Tyrrell	T 1996-97 1983 1972-73 1983 1984-87 2003-04 1981-84 2019-22 2024 2010-11 1978 1980-82
Bella D'Errico Katie Dack Victoria Daddis Tessa Daniels Tiffany Daniels Ashtyn Danley Lisa Davidson Cassidy Davis Wendy Davis	D 2014-16 2023-24 2014-16 2016-18 1986-89 2024 1991-94 2017-21 1982-84	Shayla Jackson Natasha Jacob Julie Jordan Brittany Joseph	J 2009-12 2003-06 2001-02 2008-10	Kari Keith Madison Kennedy Bethaney Keen Jahni Kerr	1986-89 2019 2023 2022-24	Jessica van der Linden Lauren Varsalona Elisa Vasquez Stacey Venable Dana Vickery	V 2001-04 2009-11 2001-04 1997-99 1999
						Hallie Wacaser Beth Wade Lacey Waldrop Becky Wallace Jessie Warren Danielle Watson Lita Weingart Avery Weisbrook Windy Weltz Jennifer White-Cody Corrie Williams Felicia Williams Sandie Williams Debbie Willis Robin Willy Emma Wilson Shamalene Wilson Vicki Wilson Melissa Wood Tina Wood Veronica Wootson Carly Wynn	W 2022-24 2001-04 2012-15 1997-00 2015-18 2021-22 1980 2023 1994-97 1998-01 1996-99 1999-00 1982 1978 1978 2021-24 1993-96 1978 2005-06 1993-94 2004-07 2007-10
						Niki Zenger	Z 1995-96
						(Since 1978)	

PRO AND INTERNATIONAL PLAYERS




Leslie Malerich

Kathryn Sandercock




Ellie Cooper

Jessica van der Linden



Alex Powers

Sydney Broderick



Myssi Calkins

Kaleigh Rafter



Lacey Waldrop



Jessi Warren



Jessica Burroughs

Tiffany McDonald



Kalei Harding



- Courtney Adams Puerto Rico National Team (2013)
- Leslie Adams Carolina Diamonds (1997-99)
- Yuruby Alicart Venezuelan National Team (2000-2023), 2008 Beijing Olympics Participant, Charros de Jalisco (2024-pres.)
- Caylan Arnold AUX (2022) Florida Vibe (Current)
- Jessica Burroughs USSSA Pride (2017-19), No. 1 Overall Pick in 2017 NPF Draft, Athletes Unlimited (2020-21)
- Sydney Broderick USSSA Pride (2017)
- Myssi Calkins Georgia Pride (1999)
- Ellie Cooper New Zealand National Team (2012-18), NZ Team Captain (2016-18), Junior World Championships (2011-15)
- Renee Espinoza Georgia Pride (1997)
- Devyn Flaherty Texas Monarchs (2024-pres.)
- Kristy Fuentes Georgia Pride (1998)
- Tatiana George Harlem Diamonds (2005)
- Terese Gober Mannheim Tornados (2010)
- Carsyn Gordon Puerto Rico National Team (2016-23)
- Kalei Harding Athletes Unlimited (2024-pres)
- Briana Hamilton PA Rebellion (2014-15), Akron Racers (2015)
- Kylee Hanson ScrapYard Dawgs (2018-19)
- Casey Hunter Connecticut Brackettes (2006)
- Meghan King Puerto Rico National Team (2015-19)
- Leslie Malerich Connecticut Brackettes (2005-06), Italian National Team
- Elizabeth Mason Texas Smoke (2023-pres.)
- Tiffany McDonald British National Team (2006), Coach for Dutch National Team
- Shannon Mitchem Silver Bullets (1993-98)
- Josie Muffley Athletes Unlimited (2023-pres.)
- Maddie O'Brien PA Rebellion (2015)
- Monica Perry Hotel Ambassador cc Terrasvogels (2013), South Australian Starz (2015-18)
- Alex Powers USSSA Pride (2017-19)
- Kaleigh Rafter Head Coach of Team Canada, Canadian National Team (2007-18), 2008 Olympics Participant, WMLS International Japan (2013-14), 2015 Pan Am Games Gold Medalist
- Korina Rosario Puerto Rico National Team (2015-18)
- Kathryn Sandercock USA Junior National Team (2017-19), USA National Team (2022-pres.), Athletes Unlimited (2023-pres.), SGH Galaxy Stars - Japan (2023-pres.)
- Courtney Senas PA Rebellion (2015-16)
- Laurie Shephard Silver Bullets (1995-98)
- Sydney Sherrill USA Junior National Team (2017-18) Athletes Unlimited (2022) Oklahoma City Spark (2023-pres.)
- Brandi Stuart Akron Racers (2004)
- Sabrina Stutsman Puerto Rico National Team (2015-17)
- Jessica van der Linden Arizona Heat (2004), Puerto Rico National Team
- Elisa Vasquez Houston (2004)
- Lacey Waldrop Chicago Bandits (2015-18)
- Jessi Warren (2019 Rawlings Golden Glove Winner, 2023 AU Defensive Player of the Year) USSSA Pride (2018-19), Athletes Unlimited (2020-pres.)

Yuruby Alicart



Monica Perry



Caylan Arnold

Danielle Watson



Josie Muffley



TEAM AND INDIVIDUAL RECORDS

TEAM SEASON RECORDS

Victories

Most in a Season 63 1992 (63-9)

Streaks

All-time winning streaks 32 Mar. 4-26, 1985
 129 Feb 23-April 9, 2017
 27 Mar. 22-May 11, 2003
 *25 Feb. 9-Mar. 18, 1992
 24 Mar 3-April 9, 2017
 22 Feb. 20-Apr. 3, 2016
 *22 Feb. 8-Mar. 4, 2019
 *21 Feb. 13-Mar. 19, 1993
 20 March 3-April 6, 2018
 20 Mar. 21-Apr. 9, 1991
 *19 Feb. 11-Mar. 5, 2022
 18 Apr. 15-May 20, 2023
 18 Mar. 13-Mar. 28, 1998
 18 Apr. 11-May 16, 1992
 18 Mar. 10-23, 1986

I - unbeaten streak (28-0-1); * - streak started the season; ^ - dates unknown

Longest Losing Streak 8 March 4-11, 2000
 Highest Winning Pct. in Season .885 2022 (54-7)

Shutouts

Fewest Times Shutout in Season 2 2023 (69 games)
 2022 (63 games), 2016 (65

games),

1997 (65 games), 2014 (64 games),
 2010 (62 games), 1995 (61 games)

Most Times Shutout in Season 10 1994
 Most Recorded in Season 40 1992

Shutout Streaks

Without Being Shutout 61 May 22, 2022 - May 21, 2023
 Most Consecutive 17 1993
 Consecutive Scoreless Innings Pitched 124.2 1993

HITTING

Runs

Most in Game 22 vs. Detroit Mercy, 2020
 Most Allowed in Game 23 vs. Virginia Tech, 2022
 Largest Winning Margin 20 vs. B-CU, 2013
 Largest Losing Margin 14 vs. Michigan 2014, vs. Va Tech 2022
 Most in Season 459 2016
 Most Allowed in a Season 256 2006

Hits

Most in Season 628 1995
 Most Allowed in Season 442 1998

Doubles

Most in Season 122 2023
 Most Allowed in Season 69 2006, 1998

Triples

Most in Season 33 1994
 Most Allowed in Season 23 1994

Home Runs

Most in Season 105 2019
 Most Allowed in Season 47 2006

Runs Batted In

Most in Season 423 2019
 Most Allowed in a Season 233 2024

Batting Average

Highest in Season .332 2024
 Highest Allowed in Season .263 2024

Walks

Most in Season 318 2014
 Most Allowed in Season 229 2005

Stolen Bases

Most in Season 160 1996
 Most Allowed in Season 63 2002, 2007

FIELDING

Putouts

Most in Season 1,604 2000

Assists

Most in Season 804 2000

Errors

Most in Season 108 2006

Most by Opponents in Season 155 1995
Fielding Percentage
 Highest in Season .982 2022

PITCHING

Pitching Appearances

Most in Season 78 2000

Innings Pitched

Most in Season 534.2 2000

No Hitters

Most in Season 8 1986

Earned Run Average

Lowest in Season 0.37 1984 (18 ER-339.2 IP)
 Highest in Season 3.71 2024 (369 ER-396.1 IP)

INDIVIDUAL SEASON RECORDS

BATTING

Most Games Played:

78, Kimmy Carter, 2000

Brandi Stuart, 2000

Serita Brooks, 2000

Natalie Bennett, 2000

252, Natasha Jacob, 2006

72, Shamalene Wilson, 1996

99, Serita Brooks, 2000

29, Sydney Sherrill, 2018

11, Tiffany Daniels, 1987

11, Shamalene Wilson, 1995

24, Maddie O'Brien, 2014

83, Maddie O'Brien, 2014

73, Maddie O'Brien, 2015

55, LaShaun Davis, 2005

432, Danielle Cox, 1999

73, Danielle Cox (73-of-82), 1999

25, Shannon Mitchem, 1992

At Bats:

Runs:

Hits:

Doubles:

Triples:

Home Runs:

RBIs:

Walks:

Strikeouts:

Batting Average:

Stolen Bases:

Sacrifices:

FIELDING

Putouts:

Assists:

Errors:

Fielding Pct.:

498, Becky Wallace, 2000

189, Cindy Lawton, 1995

34, Jesse McGregor, 1996

1,000, Julie Rice (320 chances), 1990

Morgan Klavevemann (65 outfield chances), 2015

Anna Shelnutt (385 chances), 2021

Kaley Mudge (88 outfield chances), 2022

Hallie Wacaser (26 outfield chances), 2024

PITCHING

Appearances:

Games Started:

58, Leslie Malerich, 2000

42, Lacey Waldrop, 2014

Tiffany McDonald, 2006

Leslie Malerich, 2002

329.1, Tiffany McDonald, 2006

38, Lacey Waldrop, 2014

19, Tiffany McDonald, 2006

Sarah Hamilton, 2011

4, Christy Larsen, 1990

148, Tiffany McDonald, 2006

10, Julie Larsen, 1985

Shelley Berube, 1984

Rebecca Aase, 1994

107, Tiffany McDonald, 2006

1, Toni Gutierrez, (50.0 innings), 1990

250, Tiffany McDonald, (in 329.1 innings), 2006

126, Casey Hunter, 2005

10, Toni Gutierrez, 1990

387, Jessica van der Linden, 2004

28, Tiffany McDonald, 2006

0.14, Toni Gutierrez, (50.0 innings), 1990

40, Tiffany McDonald, 2006

11, Rebecca Aase, 1994

32, Tiffany McDonald, 2006

50, Rebecca Aase,

Feb. 15, 1991 - April 24, 1993

Best Win Percentage: 1.000, Rebecca Aase, (28-0), 1992, Makena Reid (11-0), 2023

Combined Strikeouts by Starting Pitchers: 25

Jessica Burroughs (4) vs. Kelly Barnhill (21), May 3, 2017

ALL-TIME TOP 10

BATTING RECORDS

GAMES

1. Sydney Sherrill	283	2018-22
2. Kristy Hull	281	1995-98
3. Brandi Stuart	280	2000-03
4. Devyn Flaherty	275	2020-24
Jessica van der Linden	275	2001-04
6. Tami Post	273	1996-99
Veronica Wootson	273	2004-07
8. Kimmy Carter	272	1999-02
9. Myssi Calkins	271	1994-97
10. Jesse McGregor	267	1996-99

BATTING AVERAGE

1. Jessie Warren	.391	2015-18
2. Shamalene Wilson	.366	1993-96
Danielle Cox	.366	1998-99
4. Morgan Klævemann	.361	2015-18
Jessica van der Linden	.361	2001-04
6. Brandi Stuart	.357	2000-03
7. Tiffany Daniels	.357	1986-89
8. Carly Wynn	.355	2007-10
9. Cindy Lawton	.354	1994-95
10. Sydney Sherrill	.352	2018-22

RUNS

1. Jessie Warren	229	2015-18
2. Sydney Sherrill	225	2018-22
3. Shamalene Wilson	223	1993-96
4. Cali Harrod	211	2016-19
5. Tiffani Brown	207	2010-14
6. Carsyn Gordon	199	2016-19
Veronica Wootson	199	2004-07
8. Morgan Klævemann	193	2015-18
9. Brandi Stuart	192	2000-03
10. Courtney Senas	180	2011-14

HITS

1. Shamalene Wilson	310	1993-96
2. Jessie Warren	288	2015-18
3. Brandi Stuart	287	2000-03
4. Tiffani Brown	285	2010-14
5. Veronica Wootson	282	2004-07
6. Sydney Sherrill	281	2018-22
7. Jessica van der Linden	277	2001-04
8. Kristy Hull	275	1995-98
9. Natasha Jacob	271	2003-06
10. Myssi Calkins	253	1994-97

DOUBLES

1. Sydney Sherrill	82	2018-22
2. Kalei Harding	57	2021-24
3. Jessie Warren	51	2015-18
Alex Powers	51	2014-17
5. Jessica van der Linden	50	2001-04
6. Kaley Mudge	47	2020-24
8. Carly Wynn	45	2007-10
7. Cali Harrod	41	2016-19
Maddie O'Brien	41	2012-15
Veronica Wootson	41	2004-07
10. Victoria East	39	2013-16
Brandi Stuart	39	2000-03

TRIPLES

1. Shamalene Wilson	30	1993-96
2. Tiffani Brown	22	2010-14
Veronica Wootson	22	2004-07
4. Tiffany Daniels	21	1986-89
5. Lisa Davidson	19	1991-94
6. Kimmy Carter	18	1999-02
7. Jessica van der Linden	17	2001-04
Brandi Stuart	17	2000-03
9. Leslie Barton	16	1990-93
Susan Buttery	16	

HOME RUNS

1. Jessie Warren	83	2015-18
2. Maddie O'Brien	55	2012-15
3. Kalei Harding	46	2021-24
4. Michaela Edenfield	44	2021-pres.
5. Sydney Sherrill	43	2018-22
6. Carsyn Gordon	38	2016-19
7. Courtney Senas	36	2011-14
8. Alex Powers	35	2014-17
9. Cali Harrod	34	2016-19
10. Cassidy Davis	32	2017-21
Elizabeth Mason	32	2018-21

RBI

1. Jessie Warren	273	2015-18
2. Maddie O'Brien	216	2012-15
3. Sydney Sherrill	209	2018-22
4. Kalei Harding	208	2021-24
5. Carsyn Gordon	174	2016-19
6. Alex Powers	171	2014-17
7. Jessica van der Linden	161	2001-04
8. Courtney Senas	158	2011-14
9. Dani Morgan	157	2017-21
10. Michaela Edenfield	152	2021-pres.
Brandi Stuart	151	2000-03

STOLEN BASES

1. Myssi Calkins	185	1994-97
2. Shamalene Wilson	164	1993-96
3. Brandi Stuart	161	2000-03
4. Morgan Klævemann	126	2015-18
5. Cali Harrod	124	2016-19
6. Tiffani Brown	109	2010-14
7. Devyn Flaherty	100	2020-24
8. Serita Brooks	97	2000-01
9. Danielle Cox	93	1998-99
10. Veronica Wootson	79	2004-07

WALKS

1. Maddie O'Brien	198	2012-15
2. Sydney Sherrill	186	2018-22
3. Cali Harrod	155	2016-19
4. Carsyn Gordon	153	2016-19
5. Jessica van der Linden	144	2001-04
6. Alex Powers	133	2014-17
Brandi Stuart	133	2000-03
8. Morgan Klævemann	123	2015-18
9. Jessie Warren	121	2015-18
Michaela Edenfield	121	2021-pres.

SLUGGING PERCENTAGE

1. Jessie Warren	.820	2015-18
2. Maddie O'Brien	.645	2012-15
3. Yuruby Alicart	.622	2006-07
Sydney Sherrill	.622	2018-22
5. Alex Powers	.612	2014-17
6. Tiffany Daniels	.592	1986-89
7. Kaleigh Rafter	.582	2009
8. Kalei Harding	.581	2021-24
9. Carsyn Gordon	.558	2016-19
10. Courtney Senas	.547	2011-14

PITCHING RECORDS

APPEARANCES

1. Kathryn Sandercock	184	2019-23
2. Leslie Malerich	179	1999-02
3. Meghan King	173	2016-19
4. Lacey Waldrop	170	2012-15
5. Tiffany McDonald	163	2005-08
6. Jessica Burroughs	152	2014-17
7. Sarah Hamilton	149	2008-11
8. Terese Gober	141	2007-10
9. Casey Hunter	137	2002-05
10. Jen White-Stokes	135	1998-01

INNINGS PITCHED

1. Leslie Malerich	988.2	1999-02
2. Tiffany McDonald	898.1	2005-08
3. Lacey Waldrop	859.2	2012-15
4. Debbie DeJohn	798.0	1987-90
5. Meghan King	791.0	2016-19
6. Casey Hunter	759.1	2002-05
7. Julie Larsen	759.0	1985-88
8. Jen White-Stokes	756.1	1998-01
9. Kathryn Sandercock	718.0	2019-23
10. Christy Larsen	706.1	1988-91

WINS

1. Lacey Waldrop	109	2012-15
2. Meghan King	108	2016-19
3. Leslie Malerich	107	1999-02
Kathryn Sandercock	107	2019-23
5. Jessica Burroughs	92	2014-17
6. Debbie DeJohn	90	1987-90
7. Casey Hunter	85	2002-05
Julie Larsen	85	1985-88
9. Tiffany McDonald	79	2005-08
10. Christy Larsen	77	1988-91

STRIKEOUTS

1. Sarah Hamilton	1,005	2008-11
2. Tiffany McDonald	939	2005-08
3. Lacey Waldrop	917	2012-15
4. Jessica van der Linden	899	2001-04
5. Casey Hunter	893	2002-05
6. Jessica Burroughs	845	2014-17
7. Julie Larsen	834	1985-88
8. Christy Larsen	758	1988-91
9. Leslie Malerich	751	1999-02
10. Terese Gober	692	2007-10

EARNED RUN AVERAGE

(MINIMUM 300 IP)

1. Shelley Berube	0.38	1984-85
2. Toni Gutierrez	0.47	1990-93
3. Tina Kyler	0.50	1984-85*
4. Julie Larsen	0.68	1985-88*
5. Debbie DeJohn	0.69	1987-90*
6. Marla Looper	0.78	1993-94
7. Rebecca Aase	0.84	1991-94
8. Jessica van der Linden	0.96	2001-04
9. Christy Larsen	0.98	1988-91*
10. Renee Espinoza	1.06	1995-96

SHUTOUTS

1. Toni Gutierrez	52	1990-93
2. Julie Larsen	51	1988-91*
3. Leslie Malerich	47	1999-02
4. Debbie DeJohn	43	1987-90*
5. Rebecca Aase	42	1991-94
6. Jessica van der Linden	39	2001-04
7. Christy Larsen	37	1988-91
8. Casey Hunter	36	2002-05
9. Kathryn Sandercock	35	2019-23
10. Renee Espinoza	29	1995-96

SAVES

1. Kathryn Sandercock	18	2019-23
2. Leslie Malerich	12	1999-02
3. Meghan King	11	2016-19
4. Jessica Burroughs	9	2014-17
Jessica Nori	9	2011-14
8. Sarah Hamilton	8	2008-11
Tiffany McDonald	8	2005-07
8. Lacey Waldrop	7	2012-15
Casey Hunter	7	2002-05
Makenna Reid	7	2023-pres.

FIELDING RECORDS

ASSISTS

1. Tami Post	591	1996-99
2. Sydney Sherrill	555	2018-22
3. Jesse McGregor	523	1996-99
4. Jessie Warren	515	2015-18
5. Michelle Snyder	491	2006-09
6. Cali Harrod	451	2016-19
7. Brandi Stuart	445	2000-03
8. Veronica Wootson	422	2004-07
9. Shannan Mitchem	418	1990-92
10. Maddie O'Brien	405	2012-15

PUTOUTS

1. Anna Shelnutt	1211	2017-21
2. Wendy Braye	1209	1994-97
3. Brittany Osmon	1203	2005-08
4. Corrie Williams	1152	1996-99
5. Alex Powers	1124	2014-17
6. Beth Wade	1117	2001-04
7. Heather Feltman	1013	1993-95
8. Elisa Vasquez	1006	2001-04
9. Carsyn Gordon	923	2016-19
10. Victoria East	901	2013-16

Returning Players in BOLD
*Pre Yellow Ball Era



WHITE BALL ERA RECORDS

SINGLE SEASON

BATTING RECORDS

GAMES

1. Sydney Sherrill	283	2018-22
2. Kristy Hull	281	1995-98
3. Brandi Stuart	280	2000-03
4. Jessica van der Linden	275	2001-04
5. Tami Post	273	1996-99
Veronica Wootson	273	2004-07
7. Kimmy Carter	272	1999-02
8. Myssi Calkins	271	1994-97
9. Jesse McGregor	267	1996-99
10. Dani Morgan	266	2017-21

BATTING AVERAGE

1. Tiffany Daniels	.391	1987
2. Penny Siqueiros	.381	1992
3. Leslie Barton	.355	1992
4. Carolyn Fiero	.353	1986
5. Susan Buttery	.350	1992

RUNS

1. Tiffany Daniels	63	1987
2. Susan Buttery	59	1992
3. Shannan Mitchem	53	1992
4. Leslie Barton	44	1992
5. Carolyn Fiero	40	1987

HITS

1. Susan Buttery	84	1992
2. Penny Siqueiros	80	1992
3. Tiffany Daniels	79	1987
4. Leslie Barton	71	1992
Penny Siqueiros	71	1991

DOUBLES

1. Leslie Barton	11	1992
2. Lisa Davidson	8	1992
3. Tiffany Daniels	8	1989
4. Teresa Collins	7	1984
Penny Siqueiros	7	1991

TRIPLES

1. Tiffany Daniels	11	1987
2. Susan Buttery	9	1992
3. Laurie Holler	8	1985
4. Lisa Davidson	7	1992
5. Greta Bahn	6	1984

HOME RUNS

1. Tiffany Daniels	10	1987
2. Teresa Collins	7	1984
3. Lisa Davidson	6	1992
Tiffany Daniels	6	1989
Carolyn Fiero	6	1986

RBI

1. Penny Siqueiros	49	1992
2. Tiffany Daniels	41	1987
3. Susan Buttery	39	1992
4. Leslie Barton	38	1992
5. Lori Couse	33	1988

STOLEN BASES

1. Leslie Barton	35	1992
2. Tiffany Daniels	25	1989
3. Tiffany Daniels	23	1987
4. Cindy Gordon	21	1992
5. Greta Bahn	20	1986

WALKS

1. Tiffany Daniels	39	1987
2. Leslie Barton	29	1992
3. Carolyn Fiero	27	1987
4. Tiffany Daniels	26	1988
5. Greta Bahn	25	1985

SLUGGING PERCENTAGE

1. Tiffany Daniels	.673	1987
2. Teresa Collins	.629	1984
3. Carolyn Fiero	.622	1986
4. Greta Bahn	.576	1984
5. Tiffany Daniels	.550	1989

PITCHING RECORDS

INNINGS PITCHED

1. Toni Gutierrez	285.1	1992
2. Christy Larsen	275.0	1991
3. Julie Larsen	237.2	1987
4. Debbie DeJohn	225.2	1990
5. Julie Larsen	225.0	1986

WINS

1. Toni Gutierrez	35	1992
2. Christy Larsen	33	1991
3. Rebecca Aase	28	1992
4. Debbie DeJohn	25	1987
Julie Larsen	25	1987

STRIKEOUTS

1. Christy Larsen	307	1991
2. Toni Gutierrez	295	1992
3. Julie Larsen	270	1986
4. Tina Kyler	248	1984
5. Julie Larsen	224	1987

EARNED RUN AVERAGE

1. Shelley Berube	0.22	1984
2. Julie Larsen	0.23	1985
3. Julie Larsen	0.37	1986
4. Christy Larsen	0.39	1990
5. Tina Kyler	0.46	1985

SHUTOUTS

1. Toni Gutierrez	23	1992
2. Julie Larsen	21	1986
3. Rebecca Aase	16	1992
Julie Larsen	16	1987
5. Christy Larsen	15	1990

CAREER

BATTING RECORDS

BATTING AVERAGE

1. Tiffany Daniels	.357	1986-89
2. Penny Siqueiros	.333	1989-92
3. Susan Buttery	.320	1990-93
4. Leslie Barton	.311	1990-93
5. Lisa Davidson	.309	1991-94

RUNS

1. Susan Buttery	170	1990-93
2. Tiffany Daniels	149	1986-89
3. Leslie Barton	131	1990-93
4. Penny Siqueiros	105	1989-92
5. Shannan Mitchem	101	1989-92

HITS

1. Susan Buttery	245	1990-93
2. Penny Siqueiros	219	1989-92
3. Leslie Barton	216	1990-93
4. Tiffany Daniels	199	1986-89
5. Lisa Davidson	187	1991-94

DOUBLES

1. Lisa Davidson	27	1991-94
2. Leslie Barton	23	1990-93
3. Susan Buttery	18	1990-93
4. Tiffany Daniels	17	1986-89
5. Teresa Collins	14	1983-84

TRIPLES

1. Tiffany Daniels	21	1986-89
2. Lisa Davidson	19	1991-94
3. Susan Buttery	16	1990-93
Leslie Barton	16	1990-93
5. Penny Siqueiros	12	1989-92

HOME RUNS

1. Tiffany Daniels	24	1986-89
2. Lisa Davidson	17	1991-94
3. Teresa Collins	15	1983-84
4. Leslie Barton	14	1990-93
5. Susan Buttery	10	1990-93

RBI

1. Leslie Barton	131	1990-93
2. Lisa Davidson	114	1991-94
3. Penny Siqueiros	110	1989-92
4. Tiffany Daniels	103	1986-89
5. Susan Buttery	81	1990-93

STOLEN BASES

1. Leslie Barton	35	1992
2. Tiffany Daniels	25	1989
3. Greta Bahn	41	1984-86
4. Susan Buttery	34	1990-93
5. Cindy Gordon	31	1992-93

WALKS

1. Tiffany Daniels	95	1986-89
2. Leslie Barton	70	1990-93
3. Lisa Davidson	64	1991-94
4. Susan Buttery	63	1990-93
5. Penny Siqueiros	53	1989-92

SLUGGING PERCENTAGE

1. Tiffany Daniels	.592	1986-89
2. Lisa Davidson	.501	1991-94

3. Carolyn Fiero	.492	1986-87
4. Penny Siqueiros	.434	1989-92
5. Susan Buttery	.424	1990-93

PITCHING RECORDS

INNINGS PITCHED

1. Debbie DeJohn	799.0	1987-90
2. Julie Larsen	757.2	1985-88
3. Toni Gutierrez	651.0	1990-93
4. Rebecca Aase	566.2	1991-94
5. Tina Kyler	339.1	1984-85

WINS

1. Debbie DeJohn	89	1987-90
2. Julie Larsen	84	1985-88
3. Christy Larsen	78	1988-91
4. Toni Gutierrez	74	1990-93
5. Rebecca Aase	71	1991-94

STRIKEOUTS

1. Julie Larsen	831	1985-88
2. Christy Larsen	758	1988-91
3. Toni Gutierrez	648	1990-93
4. Tina Kyler	457	1984-85
5. Debbie DeJohn	449	1987-90

EARNED RUN AVERAGE

1. Shelley Berube	0.49	1984-85
2. Toni Gutierrez	0.64	1990-93
Tina Kyler	0.64	1984-85
4. Julie Larsen	0.87	1985-88
Debbie DeJohn	0.87	1987-90

SHUTOUTS

1. Julie Larsen	51	1985-88
Toni Gutierrez	51	1990-93
3. Rebecca Aase	44	1991-94
4. Debbie DeJohn	43	1987-90
5. Christy Larsen	36	1989-91

SINGLE SEASON TOP 10

BATTING RECORDS

AT BATS

1.	Natasha Jacob	252	2006
2.	Veronica Wootson	248	2004
3.	Serita Brooks	242	2000
4.	Susan Buttery	240	1991*
5.	Brandi Stuart	233	2000
6.	Kristy Hull	232	1995
7.	Shamalene Wilson	229	1996
8.	Danielle Cox	227	1999
	Cindy Lawton	227	1995
10.	Whitney Buckmon	222	2006

BATTING AVERAGE

1.	Danielle Cox	.432	1999
2.	Maddie O'Brien	.424	2014
3.	Jaysoni Beachum	.417	2024
4.	Jessie Warren	.413	2017
5.	Jessica van der Linden	.412	2003
6.	Morgan Klævemmann	.410	2017
7.	Sydney Sherrill	.405	2019
8.	Jessie Warren	.404	2018
9.	Shamalene Wilson	.402	1996
10.	Jessica van der Linden	.401	2004
	Serita Brooks	.401	2000

RUNS

1.	Cali Harrod	73	2019
2.	Shamalene Wilson	72	1996
3.	Jessie Warren	71	2016
4.	Veronica Wootson	70	2004
5.	Morgan Klævemmann	69	2016
6.	Carsyn Gordon	66	2019
7.	Tiffani Brown	65	2014
	Courtney Senas	65	2014
9.	Brandi Stuart	63	2002
	Tiffany Daniels	63	1987*

HITS

1.	Serita Brooks	99	2000
2.	Danielle Cox	98	1999
3.	Natasha Jacob	94	2006
4.	Shamalene Wilson	91	1996
5.	Kristy Hull	87	1995
	Cindy Lawton	87	1995
7.	Susan Buttery	84	1991*
8.	Veronica Wootson	83	2004
9.	Myssi Calkins	82	1997
10.	Sydney Sherrill	81	2018
	Brandi Stuart	81	2002
	Shamalene Wilson	81	1994

DOUBLES

1.	Sydney Sherrill	29	2018
2.	Kalei Harding	22	2023
3.	Alex Powers	19	2017
	Yuruby Alicart	19	2006
5.	Kaley Mudge	18	2023
	Sydney Sherrill	18	2019
	Carly Wynn	18	2010
8.	Maddie O'Brien	17	2014
	Yuruby Alicart	17	2007
10.	Sydney Sherrill	16	2022
	Alex Powers	16	2016
	Victoria East	16	2013
	Cindy Lawton	16	1995

TRIPLES

1.	Tiffany Daniels	11	1987*
	Shamalene Wilson	11	1995
3.	Veronica Wootson	9	2006
	Susan Buttery	9	1991*
	Lisa Davidson	9	1993
	Shamalene Wilson	9	1994
7.	Carly Wynn	8	2010
	Serita Brooks	8	1996
	Laurie Holler	8	1995
10.	Veronica Wootson	7	2004
	Brandi Stuart	7	2002
	Shamalene Wilson	7	1996
	Lisa Donaldson	7	1991*
	Amaya Ross	7	2024

HOME RUNS

1.	Maddie O'Brien	24	2014
2.	Jessie Warren	23	2017
3.	Jessie Warren	21	2018
4.	Jessie Warren	20	2016
5.	Jessie Warren	19	2015
6.	Michaela Edenfield	16	2022
	Sydney Sherrill	16	2019
	Alex Powers	16	2016
	Jaysoni Beachum	16	2024
9.	Michaela Edenfield	15	2024
	Kalei Harding	15	2024
	Kalei Harding	15	2022
	Carsyn Gordon	15	2019
	Cali Harrod	15	2019
	Courtney Senas	15	2014

RBI

1.	Maddie O'Brien	83	2014
2.	Jessie Warren	78	2016
3.	Jessie Warren	70	2018
4.	Jessie Warren	68	2017
5.	Jaysoni Beachum	66	2024
6.	Kalei Harding	65	2024
7.	Alex Powers	63	2016
8.	Sydney Sherrill	60	2019
9.	Dani Morgan	58	2019
	Sydney Sherrill	58	2018

STOLEN BASES

1.	Danielle Cox	73	1999
2.	Shamalene Wilson	69	1996
3.	Myssi Calkins	61	1997
4.	Serita Brooks	55	2001
5.	Brandi Stuart	54	2002
	Myssi Calkins	54	1996
7.	Morgan Klævemmann	53	2016
8.	Myssi Calkins	44	1994
9.	Cali Harrod	43	2019
	Tiffani Brown	43	2012
	Serita Brooks	43	2000

WALKS

1.	Maddie O'Brien	73	2015
2.	Cali Harrod	57	2019
3.	Alex Powers	56	2015
	Maddie O'Brien	56	2014
5.	Carsyn Gordon	54	2018
6.	Erika Leonard	52	2012
7.	Morgan Klævemmann	51	2016
	Sydney Sherrill	51	2021
	Sydney Sherrill	51	2022
10.	Brandi Stuart	49	2002

SLUGGING PERCENTAGE

1.	Maddie O'Brien	.342	2014
2.	Jessie Warren	.322	2017
3.	Jessie Warren	.336	2018
4.	Michaela Edenfield	.306	2024
5.	Jessie Warren	.265	2016
6.	Sydney Sherrill	.262	2019
7.	Jessie Warren	.261	2015
8.	Jaysoni Beachum	.243	2024
9.	Alex Powers	.221	2016
10.	Dani Morgan	.194	2019

PITCHING RECORDS

APPEARANCES

1.	Leslie Malerich	58	2000
2.	Tiffany McDonald	57	2006
3.	Leslie Malerich	55	2002
4.	Kathryn Sandercock	48	2023
	Lacey Waldrop	48	2014
	Kristy Fuentes	48	1997
7.	Meghan King	47	2016
	Lacey Waldrop	47	2013
	Casey Hunter	47	2005
10.	Sarah Hamilton	45	2011
	Sarah Hamilton	45	2010
	Ashtyn Danley	45	2024

INNINGS PITCHED

1.	Tiffany McDonald	329.1	2006
2.	Leslie Malerich	323.0	2000
3.	Leslie Malerich	315.1	2002
4.	Kristy Fuentes	310.0	1997
5.	Toni Gutierrez	285.1	1992*
6.	Christy Larsen	275.0	1991*
7.	Casey Hunter	268.1	2005
8.	Lacey Waldrop	266.1	2014
9.	Renee Espinoza	253.0	1996
10.	Jessica van der Linden	246.1	2004

WINS

1.	Lacey Waldrop	38	2014
2.	Leslie Malerich	35	2002
	Leslie Malerich	35	2000
	Toni Gutierrez	35	1992*
5.	Casey Hunter	33	2004
	Christy Larsen	33	1991*
7.	Kristy Fuentes	32	1997
8.	Kathryn Sandercock	30	2022
	Meghan King	30	2019
	Kylee Hanson	30	2018
	Tiffany McDonald	30	2006
	Renee Espinoza	30	1996

STRIKEOUTS

1.	Jessica van der Linden	378	2004
2.	Casey Hunter	338	2005
3.	Sarah Hamilton	326	2010
4.	Tiffany McDonald	312	2006
5.	Sarah Hamilton	311	2009
6.	Christy Larsen	307	1991*
7.	Toni Gutierrez	295	1992*
8.	Sarah Hamilton	289	2011
9.	Lacey Waldrop	287	2014
10.	Casey Hunter	277	2004

EARNED RUN AVERAGE

(MINIMUM 100 INNINGS PITCHED)

1.	Julie Larsen	0.29	1985*
2.	Christy Larsen	0.35	1990*
3.	Julie Larsen	0.37	1986*
4.	Marla Looper	0.42	1993
5.	Toni Gutierrez	0.46	1993
	Tina Kyler	0.46	1985*
7.	Toni Gutierrez	0.47	1992*
8.	Rebecca Aase	0.51	1993
	Debbie DeJohn	0.51	1987*
10.	Debbie DeJohn	0.53	1989*
	Shelly Berube	0.53	1985*

SHUTOUTS

1.	Toni Gutierrez	23	1992*
2.	Jessica van der Linden	20	2004
	Julie Larsen	20	1986*
4.	Leslie Malerich	16	2000
	Julie Larsen	16	1987*
6.	Rene Espinoza	15	1995
	Christy Larsen	15	1990*
8.	Casey Hunter	14	2004
	Toni Gutierrez	14	1991*
	Debbie DeJohn	14	1990*
	Tina Kyler	14	1985*

SAVES

1.	Kathryn Sandercock	10	2023
2.	Makenna Reid	6	2023
3.	Leslie Malerich	5	1995
4.	Jessica Burroughs	4	2017
	Jessica Nori	4	2014
	Jessica Nori	4	2012
	Bailey Schinella	4	2012
	Tiffany McDonald	4	2006
	Marla Looper	4	1994
10.	Kathryn Sandercock	3	2022
	Meghan King	3	2019
	Meghan King	3	2018
	Meghan King	3	2017
	Jessica Burroughs	3	2015
	Sarah Hamilton	3	2010
	Tiffany McDonald	3	2007
	Casey Hunter	3	2005
	Niki Zenger	3	1995

FIELDING RECORDS

ASSISTS

1.	Cindy Lawton	189	1995
2.	Natalie Bennett	173	2000
3.	Tami Post	171	1998
4.	Shannan Mitchem	165	1992*
5.	Natalie Bennett	156	2001
6.	Jesse McGregor	153	1998
7.	Jessie Warren	150	2016
8.	Veronica Wootson	149	2007
9.	Shannan Mitchem	148	1991*
10.	Jessie Warren	147	2017

PUTOUTS

1.	Kaleigh Rafter	540	2009
2.	Becky Wallace	498	2000
3.	Jen Lapicki	489	2010
4.	Heather Feltmann	480	1994
5.	Heather Feltmann	463	1995
6.	Elizabeth Mason	446	2021
7.	Leslie Adams	443	1992*
8.	Carsyn Gordon	431	2018
9.	Alex Powers	421	2016
10.	Victoria East	418	2013



NCAA TOURNAMENT/WCWS RECORDS

SINGLE GAME

BATTING RECORDS

RUNS

1.	Carsyn Gordon	3	2018
	Jessie Warren	3	2015
	Tiffani Brown	3	2011
	Veronica Wootson	3	2004
5.	Jaysoni Beachum	2	2024
	Isa Torres	2	2024
	Kalei Harding	2	2023
	Kaley Mudge	2	2023
	Josie Muffley	2	2023
10.	47 Players Tied at 2 Runs		

HITS

1.	Shayla Jackson	4	2009
2.	Devyn Flaherty	3	2024
	Kaley Mudge	3	2023
	Kaley Mudge	3	2021
	Jessie Warren	3	2015
	Morgan Klaevemann	3	2015
	Courtney Senas	3	2014
	Alex Kossoff	3	2014
	Tiffani Brown	3	2014
10.	13 Players Tied at 3 Hits		

HOME RUNS

1.	Cassidy Davis	2	2021
	Anna Shelnutt	2	2017
	Jessie Warren	2	2015
4.	Isa Torres	1	2024
	Michaela Edenfield	1	2024
	Kalei Harding	1	2023
	Michaela Edenfield	1	2023
	Sydney Sherrill	1	2022
	Amaya Ross	1	2022
10.	54 Players Tied at 1 Home Run		

RBI

1.	Makinzy Herzog	4	2021
	Jessie Warren	4	2018
	Cali Harrod	4	2016
	Kelly Hensley	4	2013
	Shayla Jackson	4	2010
	Cindy Lawton	4	1995
7.	Isa Torres	3	2024
	Michaela Edenfield	3	2024
	Kaley Mudge	3	2023
10.	19 Players Tied at 3 RBIs		

WALKS

1.	Carsyn Gordon	4	2018
	Jessie Warren	4	2015
3.	Michaela Edenfield	3	2024
	Cassidy Davis	3	2021
	Maddie O'Brien	3	2014
	Maddie O'Brien	3	2012
	Brandi Stuart	3	2002
	Shamalene Wilson	3	1996
9.	Jaysoni Beachum	2	2024
10.	44 Players Tied at 2 Walks		

PITCHING RECORDS

INNINGS PITCHED

1.	Marla Looper	15	1993
2.	Meghan King	11	2018
	Lacey Waldrop	11	2014
4.	Toni Gutierrez	10	1993
	Toni Gutierrez	10	1992
	Debbie DeJohn	10	1990
	Debbie DeJohn	10	1989
8.	Jessica van der Linden	9	2004
	Leslie Malerich	9	2002
10.	2 Players Tied at 9 Innings		

STRIKEOUTS

1.	Tiffany McDonald	17	2008
2.	Jessica Burroughs	14	2016
3.	Kylee Hanson	13	2018
	Renee Espinoza	13	1995
5.	Meghan King	12	2018
	Jessica van der Linden	12	2004
7.	Kylee Hanson	11	2018
	Lacey Waldrop	11	2013
	Jessica van der Linden	11	2004
10.	3 Players Tied at 10 Strikeouts		

WCWS RECORDS

BATTING RECORDS

RUNS

1.	Jessi Warren	3	2018
2.	Devyn Flaherty	2	2023
	Josie Muffley	2	2021
	Kalei Harding	2	2021
	Kaley Mudge	2	2021
	Dani Morgan	2	2021
	Kaley Mudge	2	2021
	Jessi Warren	2	2018
	Elizabeth Mason	2	2018
10.	8 Players Tied at 2 Runs		

HITS

1.	Kaley Mudge	5	2021
2.	Alex Powers	4	2016
3.	Jessi Warren	3	2018
	Jessi Warren	3	2018
	Susan Buttery	3	1992
	Leslie Barton	3	1990
7.	29 players tied at 2 (Last: Jahni Kerr and Bethaney Keen in 2023)		

HOME RUNS

1.	33 players tied at 1 (Last: Mack Leonard in 2023)		
----	---	--	--

RBI

1.	Kalei Harding	4	2021
	Morgan Klaevemann	4	2016
3.	10 players tied at 3 (Last: Kaley Mudge 2023)		

WALKS

1.	Anna Shelnutt	3	2018
2.	Sydney Sherrill	2	2021
	Josie Muffley	2	2021
	Anna Shelnutt	2	2021
	Sydney Sherrill	2	2021
	Sydney Sherrill	2	2021
	Jessi Warren	2	2018
	Morgan Klaevemann	2	2016
	Cali Harrod	2	2016
10.	Maddie O'Brien	2	2014

PITCHING RECORDS

INNINGS PITCHED

1.	Leslie Malerich	9	2002
2.	Rebecca Aase	7.1	1993
3.	17 players tied at 7 innings (Last: Kathryn Sandercock in 2023)		

STRIKEOUTS

1.	Meghan King	10	2018
	Jessica van der Linden	10	2004
3.	Jessica van der Linden	9	2004
4.	Kathryn Sandercock	8	2021
5.	Kathryn Sandercock	6	2021
	Meghan King	6	2018
	Meghan King	6	2018
	Jessica Burroughs	6	2016
	Leslie Malerich	6	2002
10.	5 Players Tied at 5 Strikeouts		

STREAKS

ALL-TIME WINNING STREAKS

32 games	Mar. 4-26, 1985
29 games	Feb. 19-April 9, 2017
27 games	Mar. 22-May 11, 2003
25 games	Feb. 9-Mar. 18, 1992
24 games	Mar 3-April 9, 2017
22 games	Feb. 20-Apr. 3, 2016
22 games	Feb. 8-Mar. 4, 2019
21 games	Feb. 13-Mar. 19, 1993
20 games	March 3-April 6, 2018
20 games	Mar. 21-Apr. 9, 1991
19 games	Feb. 11-Mar. 5, 2022
18 games	Apr. 15-May 20, 2023
18 games	Mar. 13-Mar. 28, 1998
18 games	Apr. 11-May 16, 1992
18 games	Mar. 10-23, 1986



ALL-TIME ACC WINNING STREAKS

22 games	Mar. 26-May 13, 2023
15 games	Mar. 26-Apr. 23, 2021
14 games	Mar. 25, 2003-Apr. 7, 2004
14 games	Apr. 11-May 9, 2009
12 games	Mar. 15, Apr. 6, 2014

CONSECUTIVE ACC SHUTOUTS


5 games	Apr. 3-10, 2021
4 games	Apr. 19-26, 2019
4 games	Mar.10-24, 2012
4 games	Apr. 24-May 1, 2004
4 games	May 2-8, 2009
3 games	Has happened 11 times; last in 2019

CONSECUTIVE SHUTOUTS

17 games	Feb. 22-Mar. 19, 1993
10 games	Mar. 10-19, 1986
9 games	Feb. 17-Mar. 2, 1994
8 games	Mar. 5-9, 1985
7 games	Apr. 9-23, 2003
7 games	Feb. 9-Mar. 1, 1992
7 games	Mar. 22-30, 1990
6 games	Feb. 26-Mar. 4, 2016
6 games	Feb. 19-24, 2010
6 games	Apr. 30-May 18, 1990
6 games	Apr. 9-14, 1982

CONSECUTIVE GAMES WITH A RUN SCORED

87 games	Mar. 4, 1981-Mar. 30, 1982
83 games	Mar. 17, 1973- Mar. 1977
67 games	Apr. 13, 2018-Apr. 3, 2019
62 games	Apr. 25, 2015-May 4, 2016
61 games	May 22, 2022-May 20, 2023
51 games	Apr. 3, 1982-Mar. 18, 1983
46 games	Mar. 7, 1984-Feb. 27, 1985
44 games	May 23, 1992-Apr. 16, 1993
43 games	Mar. 2-May 23, 2014
43 games	Apr. 14, 1985-Mar. 29, 1986



CONSECUTIVE ACC GAMES WITH A RUN SCORED

73 games	Mar. 20, 2022-Mar. 17, 2024
48 games	Apr. 23, 2011-May 10, 2013
42 games	May 7, 2016-Apr. 8, 2018
36 games	Feb. 25, 1995-Apr. 18, 1998
35 games	Mar. 8, 2014-Mar. 14, 2015
30 games	Apr. 12, 2015-May 1, 2016
30 games	May 11, 2002-Mar. 7, 2005
26 games	Mar. 13, 2010-Mar. 20, 2011
26 games	Mar. 18, 1999-May 11, 2001
23 games	Apr. 13, 2018-Mar. 31, 2019



ALL-TIME RECORDS VS. NFCA TOP 10

1995 • (0-6, 0-0 ACC)

Date	Opponent	Result	Score
Mar. 17	vs. #8 Michigan	L	1-2
Mar. 19	vs. #8 Michigan	L	0-5
Mar. 24	at #10 South Carolina	L	1-2
Mar. 24	at #10 South Carolina	L	2-3
Mar. 25	at #10 South Carolina	L	3-6
May 21	at #1 Arizona	L	0-15

1996 • (3-10, 0-0 ACC)

Date	Opponent	Result	Score
Feb. 16	vs. #5 UNLV	L	2-3
Feb. 16	vs. #4 Washington	L	6-13
Feb. 17	vs. #2 Arizona	L	4-8
Feb. 18	vs. #5 Cal State Fullerton	L	11-12
Mar. 1	vs. #4 Washington	L	1-3
Mar. 3	vs. #8 Cal State-Northridge	L	1-2
Mar. 10	vs. #1 UCLA	L	0-4
Apr. 13	vs. #8 South Carolina	W	4-2
May 5	vs. #7 South Carolina	W	5-1
May 5	vs. #7 South Carolina	L	3-5
May 6	vs. #7 South Carolina	W	2-1
May 18	vs. #2 Arizona	L	6-9
May 19	vs. #2 Arizona	L	3-10

1997 • (0-3, 0-0 ACC)

Date	Opponent	Result	Score
Feb. 14	vs. #3 Fresno State	L	0-2
Mar. 1	vs. #4 Washington	L	3-8
Mar. 9	vs. #9 Iowa	L	1-7

1998 • (3-5, 0-0 ACC)

Date	Opponent	Result	Score
Feb. 14	vs. #3 Washington	W	1-0
Feb. 14	vs. #2 Fresno State	W	2-1
Feb. 27	vs. #7 Arizona State	L	1-6
Mar. 1	vs. #8 California	L	1-4
Mar. 7	vs. #9 Missouri	L	1-3
May 6	vs. #6 USF	W	2-1
May 6	vs. #6 USF	L	2-3
May 16	vs. #9 Stanford	L	0-1

1999 • (0-3, 0-0 ACC)

Date	Opponent	Result	Score
Feb. 13	vs. #8 Nebraska	L	1-4
Feb. 26	vs. #8 Nebraska	L	0-1
Feb. 27	vs. #10 DePaul	L	3-5

2000 • (0-7, 0-0 ACC)

Date	Opponent	Result	Score
Mar. 3	vs. #8 Fresno State	L	0-2
Mar. 10	at #3 UCLA	L	0-3
Mar. 11	at #7 Fresno State	L	1-2
Apr. 8	vs. #10 Southern Miss	L	0-9
Apr. 9	vs. #10 Southern Miss	L	1-4
May 20	at #3 UCLA	L	1-6
May 21	at #3 UCLA	L	1-7

2001 • (1-2, 0-0 ACC)

Date	Opponent	Result	Score
May 19	vs. #6 California	L	0-1
May 20	vs. #6 California	W	2-1
May 20	vs. #6 California	L	2-3

2002 • (4-6, 0-0 ACC)

Date	Opponent	Result	Score
Feb. 8	vs. #9 Washington	L	4-6
Mar. 8	vs. #8 Michigan	L	0-1
Mar. 14	vs. #6 Oklahoma	W	1-0
Mar. 15	at #9 CSUF	L	1-8
May 7	vs. #10 FAU	W	3-2
May 7	vs. #10 FAU	L	0-5
May 23	vs. #1 UCLA	W	2-1
May 24	vs. #5 California	L	0-1
May 24	vs. #7 Nebraska	W	4-3
May 26	vs. #2 Arizona	L	2-6

2003 • (0-1, 0-0 ACC)

Date	Opponent	Result	Score
May 26	vs. #2 Arizona	L	2-6

Date	Opponent	Result	Score
Mar. 13	vs. #1 Arizona	L	0-2

2004 • (3-4, 0-0 ACC)

Date	Opponent	Result	Score
Feb. 28	vs. #4 Washington	W	7-1
Feb. 28	vs. #5 Oklahoma	W	3-2
May 8	at #7 Michigan	L	1-2
May 8	at #7 Michigan	L	0-1
May 27	vs. #2 California	L	2-4
May 29	vs. #7 Washington	W	2-0
May 30	vs. #3 LSU	L	1-2

2005 • (0-5, 0-0 ACC)

Date	Opponent	Result	Score
Mar. 17	vs. #5 Texas	L	2-7
Mar. 18	vs. #1 Arizona	L	0-6
May 21	vs. #10 Baylor	L	5-9
May 22	vs. #10 Baylor	L	3-5

2006 • (2-8, 0-0 ACC)

Date	Opponent	Result	Score
Feb. 24	vs. #2 Tennessee	L	0-1
Mar. 2	vs. #7 Michigan	L	0-9
Mar. 3	vs. #7 Michigan	L	3-6
Mar. 4	vs. #7 Michigan	L	0-5
Mar. 16	vs. #10 Arizona State	W	1-0
Mar. 18	vs. #9 Michigan	L	3-11
May 20	at #8 Georgia	W	3-2
May 21	at #8 Georgia	L	1-3
May 21	at #8 Georgia	W	2-0
May 26	at #7 Arizona State	L	1-6
May 27	at #7 Arizona State	L	1-5

2007 • (0-4, 0-0 ACC)

Date	Opponent	Result	Score
Feb. 28	vs. #9 Michigan	L	3-4
Feb. 28	vs. #9 Michigan	L	2-3
Mar. 16	vs. #7 Michigan	L	2-4
May 19	at #5 Alabama	L	3-6

2008 • (1-7, 0-0 ACC)

Date	Opponent	Result	Score
Mar. 1	vs. #4 Tennessee	L	5-8
Mar. 1	vs. #2 Texas A&M	L	0-7
Mar. 20	vs. #1 Arizona State	W	3-2
Mar. 21	vs. #7 Arizona	L	2-13
Apr. 16	vs. #3 Florida	L	1-6
Apr. 16	vs. #3 Florida	L	4-14
Apr. 30	at #6 Michigan	L	2-6
Apr. 30	at #6 Michigan	L	4-8

2009 • (1-4, 0-0 ACC)

Date	Opponent	Result	Score
Feb. 22	vs. #4 Michigan	W	6-5
Feb. 24	vs. #6 Michigan	L	0-1
Mar. 12	vs. #2 Washington	L	1-4
Mar. 12	vs. #8/9 Oklahoma	L	1-3
Apr. 8	at #1 Florida	L	3-4

2010 • (2-6, 1-3 ACC)

Date	Opponent	Result	Score
Mar. 24	at #7 Georgia	W	4-3
Apr. 14	vs. #3 Florida	L	4-8
Apr. 14	vs. #3 Florida	L	2-9
Apr. 24	vs. #6 Georgia Tech	L	1-14
Apr. 24	vs. #6 Georgia Tech	W	6-2
Apr. 25	vs. #6 Georgia Tech	L	2-5
May 16	vs. #7 Georgia Tech	L	4-8
May 22	at #9 Georgia	L	2-5

2011 • (0-4, 0-0 ACC)

Date	Opponent	Result	Score
Mar. 12	at #2 Alabama	L	0-8
Mar. 13	at #2 Alabama	L	2-9
May 4	at #4 Florida	L	0-1
May 22	at #6 Georgia	L	2-10

2012 • (0-1, 0-0 ACC)

Date	Opponent	Result	Score
Mar. 12	vs. #6 Florida	L	1-9

2013 • (0-5, 0-0 ACC)

Date	Opponent	Result	Score
Feb. 23	vs. #1 Oklahoma	L	0-6
Mar. 27	at #3 Florida	L	3-7
Apr. 17	vs. #4 Florida	L	0-8
May 25	vs. #4 Texas	L	2-3
May 26	vs. #4 Texas	L	0-4

2014 • (2-3, 0-0 ACC)

Date	Opponent	Result	Score
Feb. 7	vs. #9 Nebraska	L	3-4
Feb. 9	vs. #9 Nebraska	W	5-1
Apr. 2	at #6 Florida	W	3-2
Apr. 9	vs. #6 Florida	L	2-4
May 29	vs. #1 Oregon	L	0-3

2015 • (3-8, 0-0 ACC)

Date	Opponent	Result	Score
Feb. 7	vs. #6 Kentucky	W	3-2
Feb. 8	vs. #6 Kentucky	L	1-3
Feb. 14	vs. #7 Michigan	L	5-6
Feb. 14	vs. #7 Michigan	L	1-2
Mar. 25	vs. #9 Auburn	W	10-7
Mar. 25	vs. #9 Auburn	L	4-10
Apr. 8	vs. #3 Florida	L	1-5
Apr. 22	at #1 Florida	L	0-5
May 21	at #8 Tennessee	L	2-3
May 22	at #8 Tennessee	W	6-1
May 23	at #8 Tennessee	L	1-2

2016 • (2-6, 0-0 ACC)

Date	Opponent	Result	Score
Feb. 19	vs. #2 Michigan	L	2-6
Feb. 20	vs. #2 Michigan	L	3-10
Apr. 20	at #3 Auburn	L	6-9
Apr. 20	at #3 Auburn	W	4-3
May 4	vs. #1 Florida	L	1-7
May 4	vs. #1 Florida	L	0-1
June 5	vs. #2 Michigan	W	1-0
June 5	vs. #5 Auburn	L	7-8

2017 • (3-4, 0-0 ACC)

Date	Opponent	Result	Score
Feb. 25	vs. #9 Arizona	W	1-0
Feb. 26	vs. #6 UCLA	W	2-1
Apr. 12	at #3 Florida	L	0-1
May 3	vs. #1 Florida	W	3-1
May 6	at #5 Oregon	L	0-11
May 6	at #5 Oregon	L	1-3
May 7	at #5 Oregon	L	1-2

2018 • (9-4, 0-0 ACC)

Date	Opponent	Result	Score
Feb. 23	at #10 Alabama	L	0-3
Feb. 24	at #10 Alabama	W	3-1
Mar. 2	vs. #6 Oregon	L	0-5
Mar. 4	vs. #6 Oregon	W	2-1
Apr. 11	vs. #6 Florida	W	4-1
Apr. 25	at #5 Florida	L	1-5
May 31	vs. #3 UCLA	L	4-7
June 2	vs. #7 Georgia	W	7-2
June 2	vs. #1 Oregon	W	4-1
June 3	vs. #3 UCLA	W	3-1
June 3	vs. #3 UCLA	W	12-6
June 4	vs. #5 Washington	W	1-0
June 5	vs. #5 Washington	W	8-3

2019 • (4-1, 0-0 ACC)

Date	Opponent	Result	Score
Feb. 15	vs. #3 Oklahoma	W	7-4
Feb. 16	vs. #8 LSU	W	9-1
Feb. 17	vs. #6 Tennessee	W	5-2
Apr. 3	at #8 Florida	W	2-0
Apr. 17	vs. #6 Florida	L	0-4

2020 • (2-3, 0-0 ACC)

Date	Opponent	Result	Score
Feb. 7	vs. #1 Alabama	W	8-7
Feb. 8	vs. #1 Alabama	W	8-0
Feb. 14	vs. #1 Washington	L	0-7
Feb. 16	vs. #2 UCLA	L	2-3
Mar. 11	at #7 Florida	L	2-5

2021 • (9-5, 0-0 ACC)

Date	Opponent	Result	Score
Mar. 5	vs. #5 Florida	L	0-5
Mar. 6	vs. #5 Florida	W	3-2
Mar. 11	vs. #2 Arizona	W	4-2
Mar. 12	vs. #2 Arizona	L	0-1
Mar. 13	vs. #2 Arizona	W	2-0
May 27	at #7 LSU	W	1-0
May 28	at #7 LSU	W	4-3
June 3	vs. #2 UCLA	L	0-4
June 5	vs. #5 Oklahoma State	W	4-2
June 6	vs. #3 Alabama	W	2-0
June 7	vs. #3 Alabama	W	8-5
June 8	vs. #1 Oklahoma	W	8-4
June 9	vs. #1 Oklahoma	L	2-6
June 19	vs. #1 Oklahoma	L	1-5

2022 • (6-2, 1-2 ACC)

Date	Opponent	Result	Score
Feb. 20	vs. #2 UCLA	W	4-3
Mar. 16	at #3 Alabama	W	6-5
Apr. 6	at #7 Florida	W	4-2
Apr. 8	vs. #5 Virginia Tech	L	3-6
Apr. 9	vs. #5 Virginia Tech	L	9-23
Apr. 10	vs. #5 Virginia Tech	W	8-6
Apr. 28			

FSU ALL-TIME NO HITTERS/PERFECT GAMES

Pitcher	Date	Opponent	Pitcher	Date	Opponent
1. Tina Kyler*		02/28/1984 Florida AGM	71. Jessica van der Linden	02/17/2004	Georgia Southern
2. Tina Kyler	03/08/1984	Mississippi State	72. Jessica van der Linden	02/22/2004	Florida AGM
3. Tina Kyler	03/13/1984	Saint Louis CC	73. Jessica van der Linden*	03/05/2004	Penn State
4. Shelley Berube	03/14/1984	East Central College	74. Casey Hunter	03/05/2004	Rhode Island
5. Shelley Berube	03/17/1984	Florida AGM	75. Casey Hunter*	03/13/2004	Saint Joseph's
6. Tina Kyler	03/19/1984	Onondaga CC	76. Jessica van der Linden	04/24/2004	North Carolina
7. Shelley Berube	03/23/1984	Rider College	77. Casey Hunter	05/20/2004	Long Island-Brooklyn
8. Shelley Berube	04/01/1984	East Carolina	78. Tiffany McDonald	03/30/2005	Jacksonville
9. Tina Kyler	04/02/1984	North Carolina	79. Tiffany McDonald	02/09/2007	Florida AGM
10. Shelley Berube	04/29/1984	New Orleans	80. Melissa May	02/17/2007	Memphis
11. Shelley Berube	02/25/1985	Florida AGM	81. Terese Gober	04/17/2007	Jacksonville
12. Shelley Berube	02/27/1985	Susquehanna	82. Tiffany McDonald	03/26/2008	Georgia Southern
13. Tina Kyler	03/19/1985	Western Illinois	83. Sarah Hamilton	02/21/2009	Indiana
14. Julie Larsen	03/21/1985	Bradley	84. Sarah Hamilton	05/02/2009	Boston College
15. Shelley Berube	03/25/1985	Ohio State	85. Sarah Hamilton	05/16/2009	Mississippi State
16. Julie Larsen	04/05/1985	Georgia State	86. Sarah Hamilton	02/19/2010	South Dakota State
17. Julie Larsen*	04/10/1985	Florida AGM	Morgan Bullock	02/19/2010	South Dakota State
18. Julie Larsen	02/18/1986	West Florida	87. Sarah Hamilton	02/27/2010	Hofstra
19. Julie Larsen	03/05/1986	Ball State	88. Sarah Hamilton	02/28/2010	Kent State
20. Julie Larsen	03/09/1986	Virginia	89. Terese Gober	03/27/2010	Boston College
21. Julie Larsen	03/10/1986	Temple	90. Terese Gober	04/21/2010	South Alabama
22. Roxanne Hantelmann*	03/11/1986	Limestone College	91. Sarah Hamilton	04/09/2011	Virginia
23. Julie Larsen	03/19/1986	Tennessee Tech	92. Lacey Waldrop	02/12/2012	Mississippi
24. Julie Larsen	03/21/1986	Rutgers	93. Lacey Waldrop	03/03/2013	Troy
25. Julie Larsen	04/26/1986	South Florida	94. Monica Perry	03/13/2013	Tennessee State
26. Julie Larsen	03/09/1987	Limestone College	95. Lacey Waldrop	02/15/2014	North Dakota State
27. Julie Larsen	03/13/1987	Bradley	Bailey Schinella	02/15/2014	North Dakota State
28. Julie Larsen	03/14/1987	Rutgers	96. Lacey Waldrop	03/09/2014	Virginia
29. Julie Larsen	03/21/1987	Nicholls State	97. Lacey Waldrop	03/26/2014	Florida AGM
30. Julie Larsen	03/28/1987	Ohio	98. Lacey Waldrop	02/08/2015	Georgia Southern
31. Julie Larsen	04/04/1987	West Florida	Bailey Schinella	02/08/2015	Georgia Southern
32. Debbie DeJohn	04/20/1987	Florida AGM	99. Lacey Waldrop	03/06/2015	Coastal Carolina
33. Christy Larsen	03/06/1988	Temple	100. Jessica Burroughs	03/08/2015	Coastal Carolina
34. Debbie DeJohn*	03/18/1989	SW Missouri State	101. Jessica Burroughs	02/27/2016	Bradley
35. Christy Larsen	03/03/1990	Eastern Michigan	102. Meghan King*	03/12/2016	Tulsa
36. Christy Larsen	03/13/1990	Virginia	103. Jessica Burroughs	05/20/2016	Florida AGM
37. Christy Larsen	03/22/1990	Princeton	104. Jessica Burroughs	03/26/2017	Virginia
38. Toni Gutierrez	03/30/1990	Georgia Tech	105. Meghan King*	02/23/2018	Northern Iowa
39. Christy Larsen	04/21/1990	North Carolina	Cassidy Davis*	02/23/2018	Northern Iowa
40. Christy Larsen	05/02/1990	West Florida	106. Kylee Hanson	05/05/2018	North Carolina State
41. Christy Larsen*	03/04/1991	Ball State	107. Kylee Hanson	05/18/2018	Jacksonville State
42. Christy Larsen	04/16/1991	Florida AGM	108. Kara Bilodeau	02/10/2019	UNC-Wilmington
Toni Gutierrez	04/16/1991	Florida AGM	Makinzy Herzog	02/10/2019	UNC-Wilmington
43. Toni Gutierrez*	02/16/1992	Florida AGM	109. Meghan King	03/17/2019	Notre Dame
44. Rebecca Aase	02/16/1992	Florida AGM	110. Makinzy Herzog	03/19/2019	Florida AGM
45. Toni Gutierrez	03/14/1992	Virginia	Kara Bilodeau	03/19/2019	Florida AGM
46. Toni Gutierrez	03/17/1992	Rutgers	111. Meghan King	03/22/2019	North Carolina State
47. Toni Gutierrez	03/21/1992	Adelphi	112. Caylan Arnold	03/26/2021	Boston College
48. Rebecca Aase	03/23/1992	Drexel	Danielle Watson	03/26/2021	Boston College
49. Rebecca Aase	04/17/1992	Georgia Tech	Emma Wilson	03/26/2021	Boston College
50. Marla Looper	02/22/1993	Florida AGM	113. Kathryn Sandercock	02/20/2022	Central Florida
51. Rebecca Aase	02/27/1993	Mercer	Emma Wilson	02/20/2022	Central Florida
52. Toni Gutierrez*	03/06/1993	Georgia Tech	114. Danielle Watson	05/20/2022	Howard
53. Toni Gutierrez	04/11/1993	East Carolina	115. Mack Leonard	03/05/2023	Georgia Southern
54. Marla Looper	02/12/1994	Mercer	Allison Royalty	03/05/2023	Georgia Southern
55. Marla Looper	02/26/1994	Stetson	Madi Balk	03/05/2023	Georgia Southern
56. Kristy Fuentes	02/28/1994	Mercer	Kathryn Sandercock	03/05/2023	Georgia Southern
57. Niki Zenger	03/28/1996	Florida AGM	116. Kathryn Sandercock	03/17/2023	Syracuse
58. Stacy Venable	03/25/1997	Maryland	117. Mack Leonard	05/19/2023	Marist College
59. Kristy Fuentes	04/06/1997	Virginia	Makenna Reid	05/19/2023	Marist College
60. Leslie Malerich	03/13/1999	Toledo	118. Kathryn Sandercock*	05/21/2023	South Carolina
61. Leslie Malerich	02/09/2000	Florida AGM			
62. Leslie Malerich*	03/15/2000	Princeton			
63. Jessica van der Linden	02/17/2001	College of Charleston			
64. Jessica van der Linden	03/16/2001	Iowa State			
65. Jessica van der Linden	04/17/2001	Florida AGM			
66. Jen White-Stokes*	04/21/2001	East Carolina			
67. Jessica van der Linden*	02/23/2002	Dayton			
68. Casey Hunter	02/18/2003	Florida AGM			
69. Jessica van der Linden	03/08/2003	Winthrop			
70. Casey Hunter	02/15/2004	Southern Mississippi			

*Denotes Perfect Game

-Kathryn Sandercock's perfect game against South Carolina on May 21, 2023, is the only perfect game in the NCAA Tournament in FSU history.



YEARLY LEADERS

YEARLY OFFENSIVE LEADERS (SINCE 1984)

BATTING AVERAGE

Table listing batting averages for players from 1984 to 2024, including names like Greta Bahn, Tiffany Daniels, and Sydney Sherrill.

RUNS

Table listing total runs scored by players from 1984 to 2024, including names like Greta Bahn, Tiffany Daniels, and Sydney Sherrill.

HITS

Table listing total hits by players from 1984 to 2024, including names like Greta Bahn, Tiffany Daniels, and Sydney Sherrill.

DOUBLES

Table listing total doubles by players from 1984 to 2024, including names like Teresa Collins, Greta Bahn, and Sydney Sherrill.

Table listing yearly offensive leaders from 2015 to 2024, including names like Alex Powers, Sydney Sherrill, and Kaley Mudge.

TRIPLES

Table listing yearly triple leaders from 1984 to 2024, including names like Greta Bahn, Susan Buttery, and Sydney Sherrill.

HOME RUNS

Table listing yearly home run leaders from 1984 to 2024, including names like Teresa Collins, Wendy Rogers, and Sydney Sherrill.

Table listing yearly offensive leaders from 2005 to 2024, including names like Tatiana George, Yuruby Alicart, and Sydney Sherrill.

SLUGGING PERCENTAGE

Table listing yearly slugging percentage leaders from 1984 to 2024, including names like Teresa Collins, Laurie Holler, and Sydney Sherrill.

RUNS BATTED IN

Table listing yearly runs batted in leaders from 1984 to 2024, including names like Greta Bahn, Teresa Collins, and Sydney Sherrill.

YEARLY LEADERS

2005	Tatiana George.....	25
2006	Yuruby Alicart.....	54
2007	Yuruby Alicart.....	56
2008	Brittany Osmon.....	46
2009	Kaleigh Rafter.....	42
2010	Jen Lapicki.....	41
2011	Jen Lapicki.....	35
2012	Maddie O'Brien.....	43
2013	Kelly Hensley.....	54
2014	Maddie O'Brien.....	83
2015	Jessie Warren.....	57
2016	Jessie Warren.....	78
2017	Jessie Warren.....	68
2018	Jessie Warren.....	70
2019	Sydney Sherrill.....	60
2020	Cassidy Davis.....	22
2021	Kalei Harding.....	42
2022	Kalei Harding.....	53
2023	Michaela Edenfield.....	56
2024	Jaysoni Beachum.....	66

STOLEN BASES

1984	Sunnie O'Neal.....	11
1985	Greta Bahn.....	15
	Barbara Gillespie.....	15
1986	Greta Bahn.....	20
1987	Tiffany Daniels.....	23
1988	Christy Larsen.....	12
1989	Tiffany Daniels.....	25
1990	Jodie Bullock.....	7
1991	Tina Getherall.....	11
1992	Leslie Barton.....	35
1993	Shamalene Wilson.....	25
1994	Myssi Calkins.....	44
1995	Shamalene Wilson.....	39
1996	Shamalene Wilson.....	69
1997	Myssi Calkins.....	61
1998	Dana Bailey.....	27
1999	Danielle Cox.....	73
2000	Serita Brooks.....	42
	Brandi Stuart.....	42
2001	Serita Brooks.....	55
2002	Brandi Stuart.....	54
2003	Brandi Stuart.....	36
2004	Natasha Jacob.....	18
2005	Natasha Jacob.....	14
2006	Natasha Jacob.....	25
2007	Veronica Wootson.....	35
2008	Whitney Buckmon.....	28
2009	Carly Wynn.....	21
2010	Carly Wynn.....	25
2011	Tiffani Brown.....	24
2012	Tiffani Brown.....	43
2013	Courtney Senas.....	16
2014	Tiffani Brown.....	25
2015	Morgan Klavemann.....	20
2016	Morgan Klavemann.....	53
2017	Morgan Klavemann.....	36
2018	Cali Harrod.....	33
2019	Cali Harrod.....	43
2020	Landers/Flaherty.....	8
2021	Devyn Flaherty.....	19
2022	Sydney Sherrill.....	26
2023	Devyn Flaherty.....	31
2024	Amaya Ross.....	28

WALKS

1984	Greta Bahn.....	21
1985	Greta Bahn.....	25
1986	Laurie Holler.....	24
1987	Tiffany Daniels.....	39
1988	Tiffany Daniels.....	26
1989	Tiffany Daniels.....	24
1990	Jodie Bullock.....	17
1991	Susan Buttery.....	23
1992	Leslie Barton.....	29
1993	Lisa Davidson.....	28
1994	Jen Olow.....	23
1995	Wendy Braye.....	22
1996	Kristy Hull.....	20
1997	Windy Weltz.....	30
1998	Christy Cerecades.....	30
1999	Christy Cerecades.....	24
	Corrie Williams.....	24
2000	Kimmy Carter.....	29
2001	Serita Brooks.....	32
2002	Brandi Stuart.....	49

2003	Jessica van der Linden.....	46
2004	Jessica van der Linden.....	42
2005	Lesley Palmer.....	23
2006	Carly Brieske.....	20
2007	Veronica Wootson.....	26
2008	Ashley Stager.....	29
2009	Carly Wynn.....	25
	Ashley Stager.....	25
2010	Carly Wynn.....	42
2011	Ashley Stager.....	52
2012	Erika Leonard.....	52
2013	Maddie O'Brien.....	38
2014	Maddie O'Brien.....	56
2015	Maddie O'Brien.....	73
2016	Morgan Klavemann.....	51
2017	Alex Powers.....	36
2018	Carsyn Gordon.....	54
2019	Cali Harrod.....	57
2020	Sydney Sherrill.....	26
2021	Sydney Sherrill.....	51
2022	Sydney Sherrill.....	51
2023	Michaela Edenfield.....	47
2024	Michaela Edenfield.....	35

SACRIFICE HITS

1984	Tina Kyler.....	11
1985	Tina Kyler.....	17
1986	Karyn Palgut.....	13
1987	Lynn Steele.....	14
1988	Kari Keith.....	18
1989	Kelly Flaczinski.....	17
1990	Shannan Mitchem.....	18
1991	Kelly Flaczinski.....	15
	Tina Getherall.....	15
1992	Shannan Mitchem.....	25
1993	Shamalene Wilson.....	17
1994	Myssi Calkins.....	21
1995	Windy Weltz.....	16
1996	Kristy Hull.....	18
1997	Windy Weltz.....	25
1998	Kristy Hull.....	21
1999	Jesse McGregor.....	23
2000	Natalie Bennett.....	21
2001	Kimmy Carter.....	19
2002	Kimmy Carter.....	25
2003	Tatiana George.....	14
2004	Natasha Jacob.....	18
2005	Kim Hoffer.....	16
2006	Whitney Buckmon.....	18
2007	Robin Ahrberg.....	14
2008	Whitney Buckmon.....	8
2009	Monica Montez.....	8
	Shayla Jackson.....	8
2010	Ashley Stager.....	6
2011	Morgan Bullock.....	4
	Courtney Senas.....	4
2012	Morgan Bullock.....	4
2013	Morgan Bullock.....	7
2014	Maddie O'Brien.....	5
2015	Macey Cheatham.....	10
2016	Ellie Cooper.....	16
2017	Ellie Cooper.....	12
2018	Anna Shelnutt.....	9
2019	Sydney Sherrill.....	5
2020	Kiersten Landers.....	2
2021	Josie Muffley.....	8
2022	Josie Muffley.....	7
2023	Josie Muffley.....	8
2024	Madi Frey.....	4

YEARLY PITCHING LEADERS (SINCE 1984)

APPEARANCES

1984	Tina Kyler.....	23
1985	Tina Kyler.....	26
1986	Julie Larsen.....	33
1987	Julie Larsen.....	37
1988	Julie Larsen.....	24
1989	Debbie DeJohn.....	32
1990	Debbie DeJohn.....	35
1991	Christy Larsen.....	43
1992	Toni Gutierrez.....	44
1993	Marla Looper.....	25
1994	Marla Looper.....	36
1995	Renee Espinoza.....	39
1996	Renee Espinoza.....	40

1987	Kristy Fuentes.....	48
1988	Stacy Venable.....	36
1989	Jennifer White-Cody.....	37
1990	Leslie Malerich.....	58
2001	Leslie Malerich.....	34
	Jennifer White-Cody.....	34
2002	Leslie Malerich.....	55
2003	Casey Hunter.....	38
2004	Jessica van der Linden.....	42
2005	Casey Hunter.....	47
2006	Tiffany McDonald.....	57
2007	Tiffany McDonald.....	42
2008	Tiffany McDonald.....	32
2009	Sarah Hamilton.....	42
2010	Sarah Hamilton.....	45
2011	Sarah Hamilton.....	45
2012	Monica Perry.....	35
2013	Lacey Waldrop.....	47
2014	Lacey Waldrop.....	48
2015	Lacey Waldrop.....	41
2016	Meghan King.....	47
2017	Jessica Burroughs.....	44
2018	Meghan King.....	42
2019	Meghan King.....	42
2020	Kathryn Sandercock.....	17
2021	Kathryn Sandercock.....	43
2022	Kathryn Sandercock.....	44
2023	Kathryn Sandercock.....	47
2024	Ashtyn Danley.....	45

INNINGS PITCHED

1984	Tina Kyler.....	157
1985	Tina Kyler.....	182
1986	Julie Larsen.....	225
1987	Julie Larsen.....	237
1988	Julie Larsen.....	174
1989	Debbie DeJohn.....	223
1990	Debbie DeJohn.....	225
1991	Christy Larsen.....	275
1992	Toni Gutierrez.....	285
1993	Marla Looper.....	165.2
1994	Marla Looper.....	191.1
1995	Renee Espinoza.....	221.1
1996	Renee Espinoza.....	253.0
1997	Kristy Fuentes.....	310.0
1998	Jennifer White-Cody.....	215.1
1999	Jennifer White-Cody.....	214.2
2000	Leslie Malerich.....	323.0
2001	Leslie Malerich.....	205.1
2002	Leslie Malerich.....	315.1
2003	Casey Hunter.....	200.2
2004	Jessica van der Linden.....	246.1
2005	Casey Hunter.....	268.1
2006	Tiffany McDonald.....	329.1
2007	Tiffany McDonald.....	211.0
2008	Tiffany McDonald.....	199.1
2009	Sarah Hamilton.....	201.2
2010	Sarah Hamilton.....	214.1
2011	Sarah Hamilton.....	231.0
2012	Monica Perry.....	191.0
2013	Lacey Waldrop.....	219.1
2014	Lacey Waldrop.....	266.1
2015	Lacey Waldrop.....	211.1
2016	Jessica Burroughs.....	203.0
2017	Jessica Burroughs.....	195.0
2018	Kylee Hanson.....	204.2
2019	Meghan King.....	210.1
2020	Arnold/Sandercock.....	60.2
2021	Kathryn Sandercock.....	178.2
2022	Kathryn Sandercock.....	194.1
2023	Kathryn Sandercock.....	186.0
2024	Ashtyn Danley.....	142.1

WINS

1984	Shelley Berube.....	18
1985	Julie Larsen.....	18
1986	Julie Larsen.....	25
1987	Julie Larsen.....	25
	Debbie DeJohn.....	25
1988	Debbie DeJohn.....	18
1989	Debbie DeJohn.....	22
1990	Debbie DeJohn.....	25
1991	Christy Larsen.....	33
1992	Toni Gutierrez.....	35
1993	Marla Looper.....	20
1994	Marla Looper.....	21
1995	Renee Espinoza.....	26

1995	Renee Espinoza.....	30
1997	Kristy Fuentes.....	32
1998	Jennifer White-Cody.....	26
1999	Jennifer White-Cody.....	16
2000	Leslie Malerich.....	35
2001	Leslie Malerich.....	26
2002	Leslie Malerich.....	35
2003	Casey Hunter.....	27
2004	Casey Hunter.....	33
2005	Casey Hunter.....	21
2006	Tiffany McDonald.....	30
2007	Tiffany McDonald.....	17
2008	Tiffany McDonald.....	18
2009	Terese Gober.....	24
2010	Sarah Hamilton.....	22
2011	Sarah Hamilton.....	19
2012	Monica Perry.....	22
2013	Lacey Waldrop.....	34
2014	Lacey Waldrop.....	28
2015	Lacey Waldrop.....	28
2016	Jessica Burroughs.....	29
2017	Jessica Burroughs.....	27
	Meghan King.....	27
2018	Kylee Hanson.....	30
2019	Meghan King.....	30
2020	Kathryn Sandercock.....	9
2021	Kathryn Sandercock.....	27
2022	Kathryn Sandercock.....	30
2023	Kathryn Sandercock.....	28
2024	Ashtyn Danley.....	18

STRIKEOUTS

1984	Tina Kyler.....	248
1985	Tina Kyler.....	209
1986	Julie Larsen.....	271
1987	Julie Larsen.....	224
1988	Julie Larsen.....	164
1989	Christy Larsen.....	166
1990	Christy Larsen.....	201
1991	Christy Larsen.....	307
1992	Toni Gutierrez.....	295
1993	Marla Looper.....	143
1994	Marla Looper.....	167
1995	Renee Espinoza.....	212
1996	Renee Espinoza.....	220
1997	Kristy Fuentes.....	240
1998	Jennifer White-Cody.....	123
1999	Jennifer White-Cody.....	164
2000	Leslie Malerich.....	243
2001	Leslie Malerich.....	160
2002	Leslie Malerich.....	255
2003	Casey Hunter.....	246
2004	Jessica van der Linden.....	387
2005	Casey Hunter.....	338
2006	Tiffany McDonald.....	312
2007	Tiffany McDonald.....	235
2008	Tiffany McDonald.....	244
2009	Sarah Hamilton.....	311
2010	Sarah Hamilton.....	326
2011	Sarah Hamilton.....	289
2012	Monica Perry.....	199
2013	Lacey Waldrop.....	259
2014	Lacey Waldrop.....	287
2015	Lacey Waldrop.....	232
2016	Jessica Burroughs.....	235
2017	Jessica Burroughs.....	266
2018	Kylee Hanson.....	241
2019	Meghan King.....	237
2020	Caylan Arnold.....	60
2021	Caylan Arnold.....	140
2022	Kathryn Sandercock.....	159
2023	Kathryn Sandercock.....	116
2024	Ashtyn Danley.....	101

EARNED RUN AVERAGE

1984	Shelley Berube.....	0.22
1985	Julie Larsen.....	0.29
1986	Julie Larsen.....	0.37
1987	Debbie DeJohn.....	0.51
1988	Christy Larsen.....	0.90
1989	Debbie DeJohn.....	0.53
1990	Toni Gutierrez.....	0.14
1991	Toni Gutierrez.....	0.59
1992	Toni Gutierrez.....	0.47
1993	Marla Looper.....	0.42
1994	Marla Looper.....	1.10
1995	Renee Espinoza.....	1.33
1996	Renee Espinoza.....	0.83



YEARLY LEADERS

1997	Kristy Fuentes	1.15
1998	Jennifer White-Cody	1.37
1999	Stacy Venable	1.04
2000	Leslie Malerich	1.21
2001	Jennifer White-Cody	0.63
2002	Leslie Malerich	1.38
2003	Casey Hunter	0.67
2004	Jessica van der Linden	0.60
2005	Casey Hunter	1.70
2006	Tiffany McDonald	2.27
2007	Melissa May	1.82
2008	Sarah Hamilton	1.46
2009	Sarah Hamilton	0.83
2010	Sarah Hamilton	1.50
2011	Sarah Hamilton	2.09
2012	Lacey Waldrop	1.33
2013	Lacey Waldrop	1.53
2014	Lacey Waldrop	1.13
2015	Lacey Waldrop	1.52
2016	Jessica Burroughs	1.86
2017	Jessica Burroughs	1.22
2018	Meghan King	1.17
2019	Meghan King	1.43
2020	Caylan Arnold	1.40
2021	Kathryn Sandercock	1.25
2022	Kathryn Sandercock	1.44
2023	Makenna Reid	0.97
2024	Ashtyn Danley	3.20

1997	Kristy Fuentes	214
1998	Stacy Venable	179
1999	Jennifer White-Cody	177
2000	Leslie Malerich	222
2001	Leslie Malerich	119
2002	Jessica van der Linden	128
2003	Jessica van der Linden	93
2004	Jessica van der Linden	106
2005	Tiffany McDonald	134
2006	Melissa May	89
2007	Terese Gober	81
2008	Tiffany McDonald	146
2009	Terese Gober	123
2010	Terese Gober	141
2011	Sarah Hamilton	160
2012	Lacey Waldrop	107
2013	Monica Perry	119
2014	Jessica Burroughs	83
2015	Jessica Burroughs	115
2016	Jessica Burroughs	122
2017	Jessica Burroughs	109
2018	Meghan King	133
2019	Meghan King	144
2020	Kathryn Sandercock	50
2021	Kathryn Sandercock	121
2022	Kathryn Sandercock	131
2023	Kathryn Sandercock	123
2024	Ashtyn Danley	133

WALKS ALLOWED

1984	Shelley Berube	16
1985	Julie Larsen	30
1986	Roxanne Hantelmann	18
1987	Debbie DeJohn	56
1988	Debbie DeJohn	32
1989	Debbie DeJohn	35
1990	Christy Larsen	22
1991	Toni Gutierrez	38
1992	Toni Gutierrez	54
1993	Toni Gutierrez	28
1994	Marla Looper	39
1995	Kristy Fuentes	71
1996	Niki Zenger	47
1997	Kristy Fuentes	83
1998	Stacy Venable	65
1999	Jennifer White-Cody	51
2000	Leslie Malerich	72
2001	Jennifer White-Cody	40
2002	Jessica van der Linden	69
2003	Jessica van der Linden	48
2004	Jessica van der Linden	51
2005	Tiffany McDonald	99
2006	Melissa May	33
2007	Melissa May	31
2008	Terese Gober	61
2009	Sarah Hamilton	43
2010	Terese Gober	50
2011	Jessica Nori	21
2012	Lacey Waldrop	36
2013	Monica Perry	35
2014	Jessica Burroughs	45
2015	Jessica Burroughs	69
2016	Meghan King	46
2017	Jessica Burroughs	31
2018	Meghan King	54
2019	Meghan King	45
2020	Kathryn Sandercock	11
2021	Danielle Watson	41
2022	Danielle Watson	45
2023	Allison Royalty	37
2024	Mimi Gooden	18

RUNS ALLOWED

1984	Shelley Berube	10
1985	Julie Larsen	10
1986	Roxanne Hantelmann	17
1987	Julie Larsen	41
1988	Debbie DeJohn	41
1988	Christy Larsen	25
1989	Debbie DeJohn	33
1990	Christy Larsen	17
1991	Toni Gutierrez	22
1992	Rebecca Aase	31
1993	Rebecca Aase	16
1994	Toni Gutierrez	16
1994	Rebecca Aase	43
1995	Renee Espinoza	55
1996	Renee Espinoza	51
1997	Kristy Fuentes	67
1998	Stacy Venable	68
1999	Leslie Malerich	62
2000	Leslie Malerich	84
2001	Jennifer White-Cody	27
2002	Jessica van der Linden	65
2003	Casey Hunter	33
2004	Jessica van der Linden	29
2005	Tiffany McDonald	59
2006	Melissa May	48
2007	Terese Gober	47
2008	Terese Gober	90
2009	Sarah Hamilton	31
2010	Terese Gober	73
2011	Sarah Hamilton	89
2012	Lacey Waldrop	44
2013	Monica Perry	54
2014	Jessica Burroughs	40
2015	Lacey Waldrop	64
2016	Jessica Burroughs	64
2017	Jessica Burroughs	42
2018	Kylee Hanson	48
2019	Meghan King	52
2020	Kathryn Sandercock	50
2021	Kathryn Sandercock	46
2022	Danielle Watson	56
2023	Kathryn Sandercock	49
2024	Ashtyn Danley	79

HITS ALLOWED

1984	Shelley Berube	33
1985	Tina Kyler	63
1986	Roxanne Hantelmann	65
1987	Julie Larsen	114
1987	Debbie DeJohn	114
1988	Christy Larsen	54
1989	Christy Larsen	83
1990	Christy Larsen	57
1991	Toni Gutierrez	87
1992	Rebecca Aase	96
1993	Rebecca Aase	66
1994	Rebecca Aase	108
1995	Renee Espinoza	142
1996	Niki Zenger	124

YEARLY TEAM STATISTICS

BATTING

Year	G	AVG	AB	R	H	2B	3B	HR	RBI	BB	SO	SB	E
1984	48	.244	1151	249	281	30	15	21	149	150	142	46	42
1985	64	.243	1617	277	393	20	21	14	197	171	181	61	51
1986	49	.246	1242	188	305	17	12	15	134	127	146	55	62
1987	64	.268	1668	307	447	34	28	19	235	169	147	49	97
1988	58	.250	1509	211	381	20	26	16	169	102	126	36	72
1989	53	.247	1377	176	340	30	16	17	138	106	91	41	48
1990	63	.238	1595	182	482	27	18	13	140	123	159	38	56
1991	74	.261	1959	272	511	41	26	8	191	136	186	52	59
1992	72	.315	1842	364	580	53	32	23	288	167	170	102	59
1993	61	.309	1656	319	512	43	32	20	250	153	206	97	45
1994	69	.274	1798	278	492	58	33	20	222	126	255	109	72
1995	73	.316	1985	355	628	67	29	10	275	142	163	97	82
1996	72	.280	1866	299	522	47	21	5	240	143	177	160	89
1997	64	.290	1708	265	495	53	16	6	209	161	154	102	69
1998	72	.280	1853	283	519	61	16	4	213	192	217	111	66
1999	65	.276	1751	250	484	71	19	7	198	146	247	147	76
2000	78	.269	2014	301	542	66	32	17	253	162	357	117	86
2001	70	.297	1804	321	235	93	23	21	280	168	302	102	74
2002	75	.266	1928	312	512	58	23	33	254	237	368	89	94
2003	79	.297	1506	292	447	63	14	22	236	237	226	99	52
2004	74	.288	1877	369	541	69	27	44	313	252	372	64	78
2005	63	.247	1585	208	392	66	17	27	171	162	372	51	90
2006	74	.294	1944	314	571	79	29	34	263	156	391	79	108
2007	69	.288	1783	337	514	91	18	49	296	203	339	86	82
2008	66	.262	1676	261	439	64	10	26	235	158	357	68	80
2009	60	.262	1583	252	415	55	8	31	210	164	300	82	51
2010	62	.297	1678	302	499	76	23	29	276	212	226	81	57
2011	60	.289	1619	286	468	63	14	40	238	137	268	88	69
2012	63	.264	1596	282	422	61	19	32	230	230	270	85	63
2013	63	.292	1618	346	473	75	21	60	316	227	290	67	60
2014	64	.304	1640	400	498	90	13	65	363	318	242	64	57
2015	63	.289	1593	337	461	70	18	51	300	300	258	52	67
2016	65	.323	1640	459	530	87	11	63	407	279	224	155	63
2017	64	.329	1646	424	541	94	24	71	377	262	260	108	56
2018	70	.289	1798	410	519	115	21	76	373	285	332	152	44
2019	65	.330	1673	454	552	103	18	105	423	256	245	115	46
2020*	24	.288	624	164	180	34	8	29	152	93	135	41	16
2021	63	.259	1600	304	414	76	6	47	269	208	264	117	44
2022	61	.293	1613	363	472	87	11	70	337	240	253	103	31
2023	69	.300	1735	409	522	122	13	63	378	249	237	134	58
2024	62	.332	1654	456	549	96	19	89	416	237	149	86	53



YEARLY TEAM STATISTICS

PITCHING

Year	W-L-T	SV	ERA	IP	H	R	ER	BB	SO	2B	3B	HR	AVG
1984	41-5-2	0	0.37	341.0	95	30	18	57	441	6	2	4	.091
1985	50-12-2	0	0.45	455.0	172	57	29	124	517	13	7	5	.125
1986	42-7	1	0.46	350.0	136	43	23	66	326	7	5	1	.127
1987	50-14	1	1.47	443.0	228	82	37	119	320	24	4	3	.150
1988	44-14	1	1.26	410.0	257	104	69	122	318	18	16	3	.177
1989	39-14	0	0.91	383.0	219	71	44	89	309	8	7	6	.168
1990	47-16	0	1.59	454.0	208	60	32	76	393	14	9	6	.136
1991	62-12	5	1.86	514.0	271	91	58	127	558	26	10	2	.162
1992	63-9	0	1.70	490.0	235	64	42	134	448	10	8	1	.141
1993	52-9	1	0.46	426.2	234	50	28	97	333	12	7	4	.159
1994	50-19	4	1.23	472.2	314	121	83	137	354	36	29	14	.187
1995	58-15	4	1.53	495.0	327	138	108	172	382	42	8	15	.199
1996	51-21	1	1.47	495.0	370	148	104	143	373	36	4	13	.204
1997	45-19	1	1.64	449.0	353	140	105	146	<i>164</i>	55	8	23	.203
1998	51-21	0	2.16	496.0	399	165	119	120	246	69	3	17	.214
1999	40-25-1	0	1.59	474.1	361	142	103	120	332	51	3	13	.212
2000	51-27	3	1.69	534.2	442	182	129	130	361	71	5	13	.216
2001	58-12	2	0.71	474.1	252	75	48	120	365	32	3	11	.156
2002	55-20	7	1.43	527.2	422	165	108	210	475	58	6	19	.206
2003	46-33	3	0.67	392.2	207	71	48	117	486	29	0	8	.155
2004	62-12	2	0.62	498.1	229	76	44	106	672	27	3	6	.131
2005	35-28	3	1.81	432.1	349	166	166	229	493	63	5	12	.218
2006	44-30	5	2.71	496.1	433	256	192	202	415	69	5	47	.230
2007	44-25	4	1.97	468.0	346	176	132	165	431	55	13	22	.204
2008	38-28	2	2.32	437.2	358	196	145	167	494	43	8	23	.218
2009	44-16	2	1.16	421.1	267	93	70	93	550	42	2	17	.243
2010	44-18	3	1.92	419.0	289	144	115	134	544	41	5	33	.189
2011	32-28	3	2.66	399.1	380	209	152	174	370	60	5	33	.246
2012	47-16	10	1.53	425.2	299	127	93	98	380	58	7	8	.192
2013	44-19	5	1.82	408.0	297	146	106	108	461	55	4	20	.194
2014	55-9	6	1.53	421.2	315	131	92	134	434	40	1	17	.200
2015	49-14	6	1.83	420.1	257	145	110	173	465	37	4	25	.170
2016	55-10	3	2.23	423.0	350	166	135	112	371	53	10	32	.218
2017	55-8-1	8	1.47	418.1	304	118	88	93	417	43	2	15	.198
2018	58-12	5	1.50	463.0	299	123	99	127	475	56	4	23	.182
2019	55-10	5	1.87	412.1	323	135	110	101	378	53	11	26	.210
2020	17-7	2	2.34	155.2	125	64	52	39	124	34	3	11	.218
2021	49-13-1	4	1.82	422.2	302	129	110	112	382	41	4	34	.198
2022	54-7	7	2.07	420.0	304	148	124	114	374	45	7	39	.199
2023	58-11	18	1.65	445.1	317	149	105	131	355	45	4	26	.194
2024	46-16	5	3.71	396.1	407	251	210	182	259	66	8	43	.263

ALL-TIME ACC TOURNAMENT RESULTS

1992 ACC Tournament

OPPONENT	FSU	OPP	W-L
Georgia Tech	6	0	W
North Carolina	11	0	W
Virginia	11	1	W

1993 ACC Tournament

OPPONENT	FSU	OPP	W-L
Georgia Tech	12	0	W
Virginia	0	1	L
Georgia Tech	11	0	W
Virginia	2	0	W
Virginia	4	2	W

1994 ACC Tournament

OPPONENT	FSU	OPP	W-L
Georgia Tech	2	1	W
Virginia	0	2	L
North Carolina	6	5	W
Virginia	1	0	W
Virginia	0	3	L

1995 ACC Tournament

OPPONENT	FSU	OPP	W-L
North Carolina	4	0	W
Georgia Tech	2	1	W
Georgia Tech	5	2	W

1996 ACC Tournament

OPPONENT	FSU	OPP	W-L
Georgia Tech	5	4	W
Maryland	3	0	W
North Carolina	3	1	W

1997 ACC Tournament

OPPONENT	FSU	OPP	W-L
North Carolina	5	4	W
Maryland	4	3	W
Maryland	1	2	L

1998 ACC Tournament

OPPONENT	FSU	OPP	W-L
Maryland	1	0	W
Virginia	10	0	W
Virginia	2	1	W

1999 ACC Tournament

OPPONENT	FSU	OPP	W-L
North Carolina	2	1	W
Virginia	1	0	W
Virginia	3	0	W

2000 ACC Tournament

OPPONENT	FSU	OPP	W-L
Maryland	6	2	W
Virginia	2	4	L
Maryland	3	0	W
Virginia	3	1	W
Virginia	2	0	W

2001 ACC Tournament

OPPONENT	FSU	OPP	W-L
Maryland	2	1	W
North Carolina	0	2	L
Maryland	4	0	W
North Carolina	1	4	L

2002 ACC Tournament

OPPONENT	FSU	OPP	W-L
North Carolina	3	2	W
Georgia Tech	0	2	L
North Carolina	2	5	L

2003 ACC Tournament

OPPONENT	FSU	OPP	W-L
Virginia	10	1	W
Georgia Tech	5	3	W
Virginia	10	2	W

2004 ACC Tournament

OPPONENT	FSU	OPP	W-L
Georgia Tech	3	2	W
North Carolina	8	0	W
Georgia Tech	3	1	W

2005 ACC Tournament

OPPONENT	FSU	OPP	W-L
Virginia Tech	2	3	L
Maryland	0	2	L

2006 ACC Tournament

OPPONENT	FSU	OPP	W-L
Georgia Tech	10	1	W
NC State	6	0	W
Georgia Tech	3	4	L

Georgia Tech	7	4	W
NC State	1	4	L

2007 ACC Tournament

OPPONENT	FSU	OPP	W-L
North Carolina	8	0	W
Virginia Tech	0	4	L
Maryland	7	4	W
Georgia Tech	3	6	L

2008 ACC Tournament

OPPONENT	FSU	OPP	W-L
Boston College	5	1	W
Virginia Tech	0	2	L

2009 ACC Tournament

OPPONENT	FSU	OPP	W-L
Boston College	2	0	W
North Carolina	4	1	W
Georgia Tech	1	3	L

2010 ACC Tournament

OPPONENT	FSU	OPP	W-L
Maryland	2	0	W
Virginia Tech	5	3	W
Georgia Tech	4	8	L

2011 ACC Tournament

OPPONENT	FSU	OPP	W-L
Virginia Tech	9	2	W
Virginia	12	5	W
North Carolina	4	1	W

2012 ACC Tournament

OPPONENT	FSU	OPP	W-L
NC State	6	2	W
Georgia Tech	1	9	L

2013 ACC Tournament

OPPONENT	FSU	OPP	W-L
Boston College	6	0	W
North Carolina	3	0	W
NC State	0	1	L

2014 ACC Tournament

OPPONENT	FSU	OPP	W-L
Georgia Tech	11	5	W
North Carolina	9	1	W
Notre Dame	3	1	W

2015 ACC Tournament

OPPONENT	FSU	OPP	W-L
Boston College	4	2	W
NC State	11	4	W
Pitt	6	2	W

2016 ACC Tournament

OPPONENT	FSU	OPP	W-L
Pitt	8	0	W
North Carolina	7	1	W
Notre Dame	7	3	W

2017 ACC Tournament

OPPONENT	FSU	OPP	W-L
Virginia	16	0	W
Notre Dame	6	0	W
North Carolina	4	3	W

2018 ACC Tournament

OPPONENT	FSU	OPP	W-L
Louisville	7	4	W
Notre Dame	6	1	W
Pitt	5	4	W

2019 ACC Tournament

OPPONENT	FSU	OPP	W-L
Georgia Tech	7	0	W
Notre Dame	2	0	W
North Carolina	8	0	W

2021 ACC Tournament

OPPONENT	FSU	OPP	W-L
NC State	2	0	W
Duke	3	4	L

2022 ACC Tournament

OPPONENT	FSU	OPP	W-L
Virginia	5	3	W
Duke	8	6	W
Clemson	8	6	W

2023 ACC Tournament

OPPONENT	FSU	OPP	W-L
Syracuse	4	1	W

Virginia Tech	9	1	W(6)
Duke	2	1	W

2024 ACC Tournament

OPPONENT	FSU	OPP	W-L
Notre Dame	2	0	W
Georgia Tech	10	2	W(5)
Duke	3	6	L





ALL-TIME NCAA TOURNAMENT RESULTS

1986 SOUTH REGIONAL

Table with 4 columns: Opponent, FSU, OPP, W-L. Rows include Ruston, Louisiana and Louisiana Tech.

1987 SOUTH REGIONAL

Table with 4 columns: Opponent, FSU, OPP, W-L. Rows include Tallahassee, Florida and Adelphi.

1987 WOMEN'S COLLEGE WORLD SERIES

Table with 4 columns: Opponent, FSU, OPP, W-L. Rows include Cal-State Fullerton and Central Michigan.

1988 SOUTH REGIONAL

Table with 4 columns: Opponent, FSU, OPP, W-L. Rows include Ruston, Louisiana and Texas A&M.

1989 SOUTH REGIONAL

Table with 4 columns: Opponent, FSU, OPP, W-L. Rows include Tallahassee, Florida and South Carolina.

1990 SOUTH REGIONAL

Table with 4 columns: Opponent, FSU, OPP, W-L. Rows include Lafayette, Louisiana and Texas A&M.

1990 WOMEN'S COLLEGE WORLD SERIES

Table with 4 columns: Opponent, FSU, OPP, W-L. Rows include Fresno State and Oklahoma State.

1991 SOUTH REGIONAL

Table with 4 columns: Opponent, FSU, OPP, W-L. Rows include Lafayette, Louisiana and SW Louisiana.

1991 WOMEN'S COLLEGE WORLD SERIES

Table with 4 columns: Opponent, FSU, OPP, W-L. Rows include UCLA and Fresno State.

1992 SOUTH REGIONAL

Table with 4 columns: Opponent, FSU, OPP, W-L. Rows include Lafayette, Louisiana and SW Louisiana.

1992 WOMEN'S COLLEGE WORLD SERIES

Table with 4 columns: Opponent, FSU, OPP, W-L. Rows include California and UMass.

1993 SOUTH REGIONAL

Table with 4 columns: Opponent, FSU, OPP, W-L. Rows include Tallahassee, Florida and Kansas.

1993 WOMEN'S COLLEGE WORLD SERIES

Table with 4 columns: Opponent, FSU, OPP, W-L. Rows include Oklahoma State and Connecticut.

1994 SOUTH REGIONAL

Table with 4 columns: Opponent, FSU, OPP, W-L. Rows include Stillwater, Oklahoma and Oklahoma.

1995 WEST REGIONAL

Table with 4 columns: Opponent, FSU, OPP, W-L. Rows include Tucson, Arizona and Nebraska.

1996 SOUTH REGIONAL

Table with 4 columns: Opponent, FSU, OPP, W-L. Rows include Tallahassee, Florida and South Florida.

1998 MIDWEST REGIONAL

Table with 4 columns: Opponent, FSU, OPP, W-L. Rows include Stillwater, Oklahoma and Oklahoma State.

2000 WEST REGIONAL

Table with 4 columns: Opponent, FSU, OPP, W-L. Rows include Los Angeles, California and Long Beach State.

2001 TALLAHASSEE REGIONAL

Table with 4 columns: Opponent, FSU, OPP, W-L. Rows include Tallahassee, Florida and Bethune-Cookman.

2002 TALLAHASSEE REGIONAL

Table with 4 columns: Opponent, FSU, OPP, W-L. Rows include Tallahassee, Florida and Auburn.

2002 WOMEN'S COLLEGE WORLD SERIES

Table with 4 columns: Opponent, FSU, OPP, W-L. Rows include UCLA and California.

2003 GAINESVILLE REGIONAL

Table with 4 columns: Opponent, FSU, OPP, W-L. Rows include Gainesville, Florida and Texas-Arlington.

2004 TALLAHASSEE REGIONAL

Table with 4 columns: Opponent, FSU, OPP, W-L. Rows include Tallahassee, Florida and Auburn.

2004 WOMEN'S COLLEGE WORLD SERIES

Table with 4 columns: Opponent, FSU, OPP, W-L. Rows include California and Washington.

2005 AUBURN REGIONAL

Table with 4 columns: Opponent, FSU, OPP, W-L. Rows include Auburn, Alabama and Auburn.

2006 ATHENS REGIONAL

Table with 4 columns: Opponent, FSU, OPP, W-L. Rows include Athens, Georgia and Coastal Carolina.

2006 NCAA SUPER REGIONAL

Table with 4 columns: Opponent, FSU, OPP, W-L. Rows include Tempe, Arizona and Arizona State.

2007 TUSCALOOSA REGIONAL

Table with 4 columns: Opponent, FSU, OPP, W-L. Rows include Tuscaloosa, Alabama and California.

2008 TUSCALOOSA REGIONAL

Table with 4 columns: Opponent, FSU, OPP, W-L. Rows include Tuscaloosa, Alabama and Jacksonville State.

2009 TALLAHASSEE REGIONAL

Table with 4 columns: Opponent, FSU, OPP, W-L. Rows include Tallahassee, Florida and Oklahoma State.

2010 ATHENS REGIONAL

Table with 4 columns: Opponent, FSU, OPP, W-L. Rows include Athens, Georgia and Radford.

2011 ATHENS REGIONAL

Table with 4 columns: Opponent, FSU, OPP, W-L. Rows include Athens, Georgia and UAB.

2012 LOS ANGELES REGIONAL

Table with 4 columns: Opponent, FSU, OPP, W-L. Rows include Los Angeles, California and San Diego State.

2013 MOBILE REGIONAL

Table with 4 columns: Opponent, FSU, OPP, W-L. Rows include Mobile, Alabama and Mississippi State.

2013 NCAA SUPER REGIONAL

Table with 4 columns: Opponent, FSU, OPP, W-L. Rows include Austin, Texas and Texas.

2014 TALLAHASSEE REGIONAL

Table with 4 columns: Opponent, FSU, OPP, W-L. Rows include Tallahassee, Florida and Auburn.

2014 NCAA SUPER REGIONAL

Table with 4 columns: Opponent, FSU, OPP, W-L. Rows include Tallahassee, Florida and Michigan.

2014 WOMEN'S COLLEGE WORLD SERIES

Table with 4 columns: Opponent, FSU, OPP, W-L. Rows include Oklahoma City, Oklahoma and Oregon.

2015 TALLAHASSEE REGIONAL

Table with 4 columns: Opponent, FSU, OPP, W-L. Rows include Tallahassee, Florida and Dartmouth.

2015 KNOXVILLE SUPER REGIONAL

Table with 4 columns: Opponent, FSU, OPP, W-L. Rows include Knoxville, Tennessee and Tennessee.

2016 TALLAHASSEE REGIONAL

Table with 4 columns: Opponent, FSU, OPP, W-L. Rows include Tallahassee, Florida and Florida A&M.

2016 TALLAHASSEE SUPER REGIONAL

Table with 4 columns: Opponent, FSU, OPP, W-L. Rows include Tallahassee, Florida and Utah.

2016 WOMEN'S COLLEGE WORLD SERIES

Table with 4 columns: Opponent, FSU, OPP, W-L. Rows include Oklahoma City, Oklahoma and Georgia.

2017 TALLAHASSEE REGIONAL

Table with 4 columns: Opponent, FSU, OPP, W-L. Rows include Tallahassee, Florida and Princeton.

2017 TALLAHASSEE SUPER REGIONAL

Table with 4 columns: Opponent, FSU, OPP, W-L. Rows include Tallahassee, Florida and LSU.

2018 TALLAHASSEE REGIONAL

Table with 4 columns: Opponent, FSU, OPP, W-L. Rows include Tallahassee, Florida and Jacksonville State.

2018 TALLAHASSEE SUPER REGIONAL

Table with 4 columns: Opponent, FSU, OPP, W-L. Rows include Tallahassee, Florida and LSU.

Summary table with 3 columns: Opponent, FSU, OPP, W-L. Rows include LSU.

2018 WOMEN'S COLLEGE WORLD SERIES

Table with 4 columns: Opponent, FSU, OPP, W-L. Rows include Oklahoma City, Oklahoma and UCLA.

2019 TALLAHASSEE REGIONAL

Table with 4 columns: Opponent, FSU, OPP, W-L. Rows include Tallahassee, Florida and Bethune-Cookman.

2019 TALLAHASSEE SUPER REGIONAL

Table with 4 columns: Opponent, FSU, OPP, W-L. Rows include Tallahassee, Florida and Oklahoma State.

2020 Season Canceled in March due to COVID-19 Pandemic

2021 TALLAHASSEE REGIONAL

Table with 4 columns: Opponent, FSU, OPP, W-L. Rows include Tallahassee, Florida and Kennesaw State.

2021 BATON ROUGE SUPER REGIONAL

Table with 4 columns: Opponent, FSU, OPP, W-L. Rows include Baton Rouge, Louisiana and LSU.

2021 WOMEN'S COLLEGE WORLD SERIES

Table with 4 columns: Opponent, FSU, OPP, W-L. Rows include Oklahoma City, Oklahoma and UCLA.

2022 TALLAHASSEE REGIONAL

Table with 4 columns: Opponent, FSU, OPP, W-L. Rows include Tallahassee, Florida and Howard.

2023 TALLAHASSEE REGIONAL

Table with 4 columns: Opponent, FSU, OPP, W-L. Rows include Tallahassee, Florida and Marist.

2023 TALLAHASSEE SUPER REGIONAL

Table with 4 columns: Opponent, FSU, OPP, W-L. Rows include Tallahassee, Florida and Georgia.

2023 WOMEN'S COLLEGE WORLD SERIES

Table with 4 columns: Opponent, FSU, OPP, W-L. Rows include Oklahoma City, Oklahoma and Washington.

2024 TALLAHASSEE REGIONAL

Table with 4 columns: Opponent, FSU, OPP, W-L. Rows include Tallahassee, Florida and Chattanooga.

2024 NORMAN SUPER REGIONAL

Table with 4 columns: Opponent, FSU, OPP, W-L. Rows include Norman, Oklahoma and #2 Oklahoma.

FSU OVERALL IN NCAA TOURNAMENT

Summary table with 3 columns: Opponent, FSU, OPP, W-L. Rows include Overall, NCAA Regional, and Women's College World Series.

YEAR-BY-YEAR RESULTS

1978 • (46-9)

Date	Opponent	Result	Score
Mar. 10	Lake City CC	W	10-8
Mar. 10	Florida AGM	W	15-3
Mar. 11	Central CC	W	15-0
Mar. 11	Florida AGM	W	11-1
Mar. 15	at Central CC	W	17-1
Mar. 15	at Central CC	W	17-3
Mar. 16	vs. Florida	W	6-2
Mar. 16	vs. Miami	W	18-1
Mar. 17	vs. FIU	W	5-2
Mar. 17	vs. West Palm JC	W	8-3
Mar. 18	vs. Florida	W	5-2
Mar. 20	Florida Tech	L	3-8
Mar. 20	Florida Tech	W	10-5
Mar. 20	Florida	W	4-0
Mar. 22	USF	L	4-5
Mar. 29	at Jacksonville	W	20-0
Mar. 29	at Jacksonville	W	6-0
Mar. 31	vs. Florida	W	10-1
Mar. 31	vs. Florida Tech	W	5-1
Apr. 1	vs. Flagler College	L	0-5
Apr. 1	vs. Florida Tech	L	0-4
Apr. 3	Florida	W	1-0
Apr. 3	Florida	W	4-0
Apr. 4	at Lake City CC	W	11-6
Apr. 4	at Lake City CC	W	10-2
Apr. 7	vs. USF	W	10-4
Apr. 7	vs. Lake City CC	W	1-0
Apr. 8	at Flagler College	W	12-11
Apr. 8	vs. Florida	W	8-2
Apr. 11	Jacksonville	W	4-2
Apr. 11	Jacksonville	W	2-1
Apr. 14	vs. USF	L	2-3
Apr. 14	vs. Stetson	W	9-1
Apr. 15	vs. FIU	W	4-3
Apr. 15	at Florida	W	8-1
Apr. 16	vs. Florida Tech	L	1-7
Apr. 17	at Florida	W	4-1
Apr. 17	at Florida	W	6-4
Apr. 20	vs. Stetson	W	11-0
Apr. 20	vs. USF	W	3-2
Apr. 21	vs. Florida Tech	W	10-9
Apr. 21	vs. Florida Tech	W	7-4
Apr. 24	Auburn	W	4-2
Apr. 24	Auburn	W	6-1
May 4	Armstrong St	W	4-0
May 4	Southern Miss	W	9-1
May 4	Delta State	L	4-5
May 4	FIU	W	3-0
May 5	Delta State	W	5-2
May 5	USF	L	3-6
May 5	Armstrong St	W	10-3
May 5	Delta State	W	8-3
May 6	USF	W	5-1
May 6	Florida	W	1-0
May 6	Florida	L	2-4

1979 • (26-15)

Date	Opponent	Result	Score
Feb. 27	Chipola CC	W	3-1
Feb. 27	Florida AGM	W	11-1
Mar. 8	at Chipola CC	L	1-5
Mar. 8	at Chipola CC	L	6-7
Mar. 21	at Brevard CC	W	4-3
Mar. 21	at Brevard CC	W	14-0
Mar. 23	vs. Broward No CC	W	15-2
Mar. 23	vs. Dade South CC	L	1-2
Mar. 24	vs. Miami	W	3-1
Mar. 24	at Dade North CC	L	3-4
Mar. 27	at Jacksonville	W	10-0
Mar. 27	vs. Florida	L	0-2
Mar. 30	vs. Florida AGM	W	7-2
Mar. 30	at USF	W	6-2
Mar. 31	vs. Florida	L	1-4
Mar. 31	at USF	L	0-1
Apr. 2	Lake City CC	W	3-1
Apr. 2	Lake City CC	W	4-3
Apr. 6	vs. Florida AGM	W	5-0
Apr. 6	at Flagler College	L	8-10
Apr. 6	vs. UCF	W	8-1
Apr. 6	vs. Jacksonville	W	4-3
Apr. 6	vs. Lake City CC	L	1-4
Apr. 12	at Lake City CC	W	5-3
Apr. 12	at Lake City CC	L	0-2
Apr. 13	vs. Dade North CC	W	15-0
Apr. 14	at Florida	L	0-5
Apr. 14	vs. Lake City CC	L	0-7
Apr. 16	at Jacksonville	W	2-1
Apr. 16	at Jacksonville	W	10-3
Apr. 17	at Florida	W	2-0
Apr. 17	at Florida	L	1-2
Apr. 19	vs. Flagler College	W	14-2
Apr. 20	vs. Florida	W	3-2
Apr. 20	vs. USF	W	6-5
Apr. 21	vs. Florida	W	7-3
May 3	Southern Miss	W	2-1
May 4	Delta State	W	13-8
May 4	Florida	L	3-9
May 5	Delta State	W	6-1
May 5	Florida	L	1-9

1980 • (37-10)

Date	Opponent	Result	Score
Feb. 28	at N. Florida JC	L	1-2
Feb. 28	at N. Florida JC	W	5-4
Mar. 4	vs. UCF	W	5-1
Mar. 4	at Florida	L	0-2
Mar. 6	Brevard CC	W	11-0
Mar. 6	Brevard CC	W	4-1
Mar. 14	vs. Florida AGM	W	10-2
Mar. 14	vs. Florida JC	W	5-1
Mar. 16	vs. Flagler College	W	11-0
Mar. 16	vs. Lake City CC	W	6-5
Mar. 16	at Florida	W	5-4
Mar. 16	vs. Lake City CC	L	2-3
Mar. 21	at USF	W	1-0
Mar. 21	at USF	W	5-1
Mar. 22	at UCF	W	7-3
Mar. 22	vs. USF	L	8-9
Mar. 23	vs. Fl. Southern	W	9-3
Mar. 23	vs. Florida	L	3-5
Mar. 25	Florida	W	5-4
Mar. 25	Florida AGM	W	10-5
Mar. 28	vs. Stetson	W	14-2
Mar. 28	vs. FIU	W	11-1
Mar. 28	vs. Florida	W	4-2
Apr. 1	at Flagler College	W	5-2
Apr. 1	at Flagler College	W	17-4
Apr. 8	Chipola CC	W	10-0
Apr. 8	Lake City CC	L	1-3
Apr. 11	vs. Appalachian St	W	23-1
Apr. 11	vs. N. Kentucky	W	15-4
Apr. 12	vs. Florida	L	1-7
Apr. 12	at NC State	W	7-4
Apr. 12	vs. Florida	L	0-5
Apr. 14	at Chipola CC	W	11-3
Apr. 14	at Chipola CC	W	11-3
Apr. 17	vs. Miami	W	22-4
Apr. 18	at USF	W	11-1
Apr. 18	vs. UCF	W	3-2
Apr. 19	vs. Florida	W	3-2
Apr. 22	N. Florida JC	W	4-2
Apr. 22	N. Florida JC	W	2-1
Apr. 28	vs. Auburn	W	4-3
Apr. 28	vs. Auburn	W	10-7
May 1	vs. W. GA College	W	3-0
May 1	vs. Auburn	W	20-11
May 2	vs. Florida	L	0-1
May 2	vs. Auburn	W	10-3
May 3	vs. Florida	L	0-4

1981 • (54-7)

AIAW National Champs

Date	Opponent	Result	Score
Mar. 4	at Chipola CC	W	12-0
Mar. 4	at Chipola CC	W	12-0
Mar. 6	vs. Auburn	W	5-1
Mar. 6	vs. East Carolina	W	9-2
Mar. 6	vs. Florida AGM	W	11-0
Mar. 7	at Florida	W	3-0
Mar. 7	at Florida	L	3-4
Mar. 7	at Florida	W	5-2
Mar. 11	Lake City CC	W	4-3
Mar. 13	at Miami Dade N, JC	W	5-0
Mar. 13	vs. Miami	W	9-0
Mar. 13	vs. Florida	W	5-0
Mar. 13	vs. Broward Cen. CC	L	2-3
Mar. 14	vs. Palm Beach JC	W	4-0
Mar. 14	vs. USF	W	2-0
Mar. 23	vs. FIU	W	7-0
Mar. 24	at Flagler College	W	16-0
Mar. 24	at Flagler College	W	13-0
Mar. 25	at Edward Waters	W	21-2
Mar. 25	at Edward Waters	W	10-0
Mar. 26	at USF	W	7-5
Mar. 27	vs. Stetson	W	9-0
Mar. 27	vs. FIU	W	9-2
Mar. 27	vs. Florida	L	1-5
Mar. 28	at USF	W	5-1
Mar. 28	vs. Florida	L	2-5
Mar. 31	at Florida	L	2-9
Mar. 31	vs. Jacksonville	W	5-0
Apr. 3	vs. Georgia State	W	14-2
Apr. 3	vs. Georgia SW	W	9-1
Apr. 3	vs. Valdosta State	W	16-5
Apr. 4	vs. Georgia Southern	W	4-3
Apr. 4	vs. Georgia State	W	17-2
Apr. 4	at Georgia Tech	W	12-2
Apr. 4	vs. Armstrong State	W	17-4
Apr. 6	at Lake City CC	W	16-2
Apr. 7	Flagler College	W	11-2
Apr. 7	Flagler College	W	5-0
Apr. 8	Edward Waters	W	15-0
Apr. 8	Edward Waters	W	8-0
Apr. 10	vs. Western Carolina	W	1-0
Apr. 10	at NC State	W	3-2
Apr. 10	vs. East Carolina	W	12-0
Apr. 11	vs. East Carolina	L	4-9
Apr. 11	vs. East Carolina	L	2-5
Apr. 16	Florida AGM	W	7-1
Apr. 16	Florida	W	5-1
Apr. 20	Chipola CC	W	14-1
Apr. 20	Chipola CC	W	15-1
Apr. 23	vs. Eckerd College	W	14-3
Apr. 24	at USF	W	5-1
Apr. 24	vs. Florida	W	4-3
Apr. 25	at USF	W	5-0
May 1	vs. Livingston St.	W	15-2
May 2	vs. Georgia Southern	W	16-0
May 2	vs. USF	W	9-5
May 2	vs. USF	W	8-4
May 14	vs. Western Carolina	W	13-9
May 15	at NC State	W	4-3
May 15	vs. East Carolina	W	12-3
May 16	vs. North Carolina	W	4-1



YEAR-BY-YEAR RESULTS

1982 • (56-10)

AIAW National Champs

Date	Opponent	Result	Score
Mar. 2	Florida AGM	W	13-4
Mar. 5	Florida AGM	W	9-0
Mar. 6	vs. Brevard CC	W	6-0
Mar. 6	vs. USF	W	3-0
Mar. 6	at Florida	W	3-0
Mar. 9	at Florida	W	6-5
Mar. 9	at Chipola CC	W 15-0	
9	at Chipola CC	W	15-0
Mar. 9	at Chipola JC	W	8-2
Mar. 11	USF	W	3-0
Mar. 12	Pensacola CC	W	9-3
Mar. 12	Mississippi	W	8-1
Mar. 12	Valencia CC	W	15-0
Mar. 13	Florida	L	2-4
Mar. 13	Lake City CC	L	5-7
Mar. 13	East Carolina	L	2-8
Mar. 16	at Florida AGM	W	12-11
Mar. 16	at Florida AGM	W	12-4
Mar. 18	Georgia State	W	15-0
Mar. 18	Georgia State	W	17-0
Mar. 19	vs. Wilmington Coll.	W	10-2
Mar. 19	vs. Jacksonville	W	11-8
Mar. 19	vs. Fort Valley St.	W	30-5
Mar. 20	vs. Pensacola CC	W	9-0
Mar. 20	vs. Jacksonville	W	11-3
Mar. 20	vs. Lake City CC	W	11-10
Mar. 25	at USF	L	0-6
Mar. 26	vs. FIU	W	8-7
Mar. 26	vs. Palm Beach CC	W	5-4
Mar. 26	vs. Florida	L	11-12
Mar. 27	at USF	W	16-9
Mar. 27	vs. Florida	W	8-1
Mar. 27	vs. Florida	W	6-1
Mar. 30	vs. Jacksonville	W	9-2
Mar. 30	at Florida	L	0-14
Apr. 3	vs. Georgia Southern	W	39-5
Apr. 3	vs. USF	W	16-14
Apr. 3	vs. Florida	W	15-4
Apr. 4	vs. Florida	L	2-3
Apr. 4	vs. Florida	L	2-11
Apr. 7	Pensacola CC	W	9-3
Apr. 7	Lake City CC	W	8-4
Apr. 9	vs. East Carolina	W	5-0
Apr. 9	vs. North Carolina	W	11-0
Apr. 9	vs. N. Kentucky	W	6-0
Apr. 10	at NC State	W	6-0
Apr. 14	Chipola CC	W	15-0
Apr. 14	Chipola CC	W	17-0
Apr. 15	Florida	W	4-3
Apr. 15	Florida AGM	W	19-5
Apr. 19	at Lake City CC	W	15-6
Apr. 19	at Lake City CC	W	7-6
Apr. 23	vs. Stetson	W	19-1
Apr. 23	vs. FIU	W	9-1
Apr. 24	vs. Florida	L	1-2
Apr. 24	at USF	W	6-5
Apr. 25	vs. Florida	W	5-1
Apr. 25	vs. Florida	W	9-8
Apr. 30	Columbus College	W	12-0
Apr. 30	Miss. U for W	W	10-1
Apr. 30	USF	W	9-1
May 1	USF	L	1-2
May 1	USF	W	5-2
May 13	vs. Georgia Southern	W	10-0
May 14	vs. USF	W	17-2
May 15	vs. UNC-Charlotte	W	19-4
May 15	vs. Florida	W	9-4

1983 • (46-11)

Date	Opponent	Result	Score
Feb. 22	at West Florida	W	10-4
Feb. 22	at West Florida	W	10-9
Mar. 2	Lake City CC	W	2-1
Mar. 2	Lake City CC	L	3-4
Mar. 4	vs. West Florida	W	3-1
Mar. 4	vs. Jacksonville	W	5-2
Mar. 4	vs. Pensacola CC	W	3-2
Mar. 5	at Florida	W	5-1
Mar. 5	at Florida	W	5-0
Mar. 9	Florida Atlantic	W	16-0
Mar. 9	Florida Atlantic	W	10-4
Mar. 11	Campbell	W	19-2
Mar. 11	East Carolina	W	14-8
Mar. 11	Miami Dade N. CC	W	8-1
Mar. 11	West Florida	W	17-4
Mar. 12	Jacksonville	W	15-1
Mar. 12	Lake City CC	W	3-1
Mar. 18	vs. Armstrong State	W	9-2
Mar. 18	vs. Edison	W	4-1
Mar. 19	vs. USF	L	0-2
Mar. 19	vs. Lake City CC	L	0-1
Mar. 21	Cleveland State	W	14-2
Mar. 21	Cleveland State	W	2-0
Mar. 22	Florida AGM	W	14-2
Mar. 22	Florida AGM	W	7-6
Mar. 24	at USF	W	2-0
Mar. 24	vs. Florida Southern	W	8-0
Mar. 25	vs. Palm Beach CC	W	6-5
Mar. 25	at USF	W	4-2
Mar. 25	vs. Florida	W	3-2
Mar. 26	at USF	L	4-7
Mar. 26	at USF	W	9-0
Mar. 30	at Jacksonville	W	2-0
Mar. 30	at Jacksonville	W	4-2
Apr. 1	Pensacola CC	W	2-1
Apr. 7	at East Carolina	L	0-2
Apr. 7	at East Carolina	W	5-4
Apr. 8	vs. UNC-Charlotte	W	12-0
Apr. 8	at NC State	W	7-1
Apr. 9	vs. Cleveland State	W	5-3
Apr. 9	vs. Northern KY	W	17-1
Apr. 11	Jacksonville	L	0-1
Apr. 11	Jacksonville	W	3-2
Apr. 13	at Florida AGM	W	10-0
Apr. 13	at Florida AGM	W	12-3
Apr. 14	at Lake City CC	L	0-2
Apr. 14	at Lake City CC	W	9-4
Apr. 21	vs. Stetson	W	14-0
Apr. 21	vs. West Florida	W	5-1
Apr. 22	vs. Florida	W	5-2
Apr. 22	vs. Florida	L	7-8
Apr. 23	vs. Florida	L	0-2
-	vs. Northern KY	W	13-4
-	vs. East Carolina	W	3-2
-	vs. Florida	W	8-3
-	vs. USF	L	2-11
-	vs. USF	L	3-4

1984 • (41-5-2)

Date	Opponent	Result	Score
Feb. 28	Florida AGM	W	12-0
Feb. 28	Florida AGM	W	9-0
Mar. 2	vs. Stephen F. Austin	L	0-2
Mar. 2	vs. SW Louisiana	W	1-0
Mar. 2	vs. Louisiana Tech	T	0-0
Mar. 3	vs. Texas AGM	L	2-6
Mar. 3	vs. Baylor	L	2-3
Mar. 6	at NE Louisiana	T	0-0
Mar. 7	at Grambling	W	7-0
Mar. 7	at Grambling	W	4-0
Mar. 8	at Mississippi State	W	1-0
Mar. 8	at Mississippi State	W	6-2
Mar. 9	at Miss. U for W	W	3-0
Mar. 9	at Miss. U for W	W	6-2
Mar. 10	at Southern Miss	W	1-0
Mar. 10	at Southern Miss	W	1-0
Mar. 13	St. Louis CC	W	15-0
Mar. 13	St. Louis CC	W	11-1
Mar. 14	East Central College	W	8-0
Mar. 14	East Central College	W	10-0
Mar. 16	Mississippi State	W	5-0
Mar. 16	George Mason	W	5-0
Mar. 17	Florida AGM	W	10-0
Mar. 19	Onondaga CC	W	4-1
Mar. 19	Onondaga CC	W	10-0
Mar. 22	Western Illinois	L	1-3
Mar. 22	Western Illinois	W	3-1
Mar. 23	Rider College	W	10-0
Mar. 23	Rider College	W	4-0
Mar. 24	Saginaw Valley	W	1-0
Mar. 24	Saginaw Valley	W	7-2
Apr. 1	at East Carolina	W	2-0
Apr. 1	at East Carolina	W	3-0
Apr. 2	at North Carolina	W	1-0
Apr. 2	at North Carolina	W	5-0
Apr. 7	vs. Nicholls State	L	1-2
Apr. 7	vs. Southern Miss	W	3-0
Apr. 8	at Miss. U for W	W	2-1
Apr. 12	at Liberty Baptist	W	9-0
Apr. 12	vs. Davis & Elkins	W	9-0
Apr. 13	vs. Radford	W	8-0
Apr. 13	vs. Ohio State	W	5-2
Apr. 14	vs. North Carolina	W	3-1
Apr. 14	vs. Penn State	W	5-0
Apr. 17	at Florida AGM	W	11-1
Apr. 17	at Florida AGM	W	11-0
Apr. 28	at New Orleans	W	9-0
Apr. 28	at New Orleans	W	10-0

1985 • (50-12-2)

Date	Opponent	Result	Score
Feb. 23	at USF	W	2-1
Feb. 23	at USF	L	3-4
Feb. 25	at Florida AGM	W	3-0
Feb. 25	at Florida AGM	W	5-0
Feb. 27	Susquehanna	W	11-0
Feb. 27	Susquehanna	W	8-2
Mar. 2	vs. Louisiana Tech	T	0-0
Mar. 2	vs. McNeese State	L	0-4
Mar. 2	vs. Ball State	T	0-0
Mar. 3	vs. Missouri	L	0-1
Mar. 4	Detroit	W	5-0
Mar. 4	Detroit	W	6-1
Mar. 5	Temple	W	2-0
Mar. 5	Temple	W	3-0
Mar. 7	Grambling	W	11-0
Mar. 7	Grambling	W	10-0
Mar. 8	vs. Signaw Valley	W	6-0
Mar. 9	vs. NE Louisiana	W	1-0
Mar. 10	vs. Grambling	W	7-0
Mar. 11	at Florida AGM	W	3-0
Mar. 12	Quincy College	W	4-2
Mar. 12	Quincy College	W	1-0
Mar. 15	Onondaga CC	W	10-0
Mar. 15	Onondaga CC	W	8-1
Mar. 19	Western Illinois	W	1-0
Mar. 19	Millikin	W	6-0
Mar. 20	Michigan State	W	2-0
Mar. 20	Michigan State	W	5-0
Mar. 21	Bradley	W	2-0
Mar. 21	Bradley	W	3-1
Mar. 22	Furman	W	13-0
Mar. 22	Stetson	W	2-1
Mar. 22	Rutgers	W	4-0
Mar. 23	Toledo	W	3-2
Mar. 23	SW Missouri St.	W	4-3
Mar. 23	Ohio State	W	6-0
Mar. 24	USF	W	2-1
Mar. 24	Bradley	W	1-0
Mar. 25	Ohio State	W	3-2
Mar. 25	Ohio State	W	11-1
Mar. 26	Brown	W	14-0
Mar. 26	Brown	W	14-2
Mar. 29	vs. SW Missouri St.	L	0-1
Mar. 29	vs. Stanford	W	9-1
Mar. 29	vs. Baylor	L	4-5
Mar. 30	vs. Utah State	L	0-2
Mar. 30	vs. New Mexico	W	3-2
Mar. 30	vs. Louisiana Tech	L	1-2
Mar. 31	vs. Texas AGM	L	1-2
Mar. 31	vs. NE Louisiana	W	10-1
Apr. 5	vs. Adelphi	L	0-2
Apr. 5	vs. Louisiana Tech	L	3-4
Apr. 5	vs. Georgia State	W	7-0
Apr. 6	vs. George Mason	W	5-0
Apr. 6	vs. Western Illinois	W	9-0
Apr. 10	Florida AGM	W	1-0
Apr. 10	Florida AGM	W	8-0
Apr. 12	USF	W	2-1
Apr. 13	USF	L	1-2
Apr. 14	South Carolina	L	0-2
Apr. 14	South Carolina	W	2-0
Apr. 19	vs. Stetson	W	4-1
Apr. 19	at USF	W	1-0
Apr. 20	at USF	W	1-0

YEAR-BY-YEAR RESULTS

1986 • (42-7) NCAA Regional

Date	Opponent	Result	Score
Feb. 18	West Florida	W	5-0
Feb. 18	West Florida	W	6-0
Feb. 22	at USF	W	1-0
Feb. 22	at USF	W	2-1
Mar. 5	Ball State	W	4-0
Mar. 5	Ball State	W	3-2
Mar. 6	Valparaiso	W	5-0
Mar. 6	Valparaiso	W	2-0
Mar. 9	Virginia	W	4-0
Mar. 9	Virginia	L	1-2
Mar. 10	Temple	W	7-0
Mar. 10	Temple	W	2-0
Mar. 11	Limestone	W	4-0
Mar. 11	Limestone	W	1-0
Mar. 13	at Florida Southern	W	7-0
Mar. 13	at Florida Southern	W	2-0
Mar. 17	Maine	W	1-0
Mar. 17	Maine	W	10-0
Mar. 18	Michigan State	W	2-0
Mar. 19	Tennessee Tech	W	8-0
Mar. 19	Tennessee Tech	W	11-1
Mar. 19	Western Illinois	W	11-0
Mar. 21	Toledo	W	4-0
Mar. 21	Florida Southern	W	7-3
Mar. 21	Rutgers	W	3-0
Mar. 22	Nevada- Reno	W	8-1
Mar. 22	Furman	W	3-2
Mar. 23	Mississippi State	W	3-1
Mar. 23	Western Illinois	L	4-6
Mar. 24	Ohio	W	10-0
Mar. 24	Ohio	W	5-1
Mar. 25	Ohio State	W	8-0
Mar. 25	Ohio State	W	3-2
Mar. 27	vs. Oklahoma State	W	3-2
Mar. 27	vs. Utah	L	2-6
Mar. 27	vs. Texas A&M	W	1-0
Mar. 28	vs. St. Mary's	W	2-1
Mar. 28	vs. Sam Houston	W	3-2
Mar. 29	vs. Oklahoma State	W	2-1
Mar. 29	vs. Arizona State	L	0-2
Apr. 8	at West Florida	W	3-0
Apr. 8	at West Florida	W	5-1
Apr. 25	vs. Furman	L	0-1
Apr. 25	vs. East Carolina	W	3-0
Apr. 25	vs. North Carolina	W	1-0
Apr. 26	at South Carolina	W	3-0
Apr. 26	vs. USF	W	3-0

NCAA South Regional

May 16	at Louisiana Tech	L	0-4
May 18	at Louisiana Tech	L	0-1

1987 • (50-14) College World Series

Date	Opponent	Result	Score
Feb. 20	at Stetson	W	7-0
Feb. 20	at Stetson	L	3-4
Feb. 24	at Florida A&M	W	8-1
Feb. 24	at Florida A&M	W	6-3
Mar. 5	UNC-Wilmington	W	3-1
Mar. 5	UNC-Wilmington	W	2-0
Mar. 8	Virginia	W	7-0
Mar. 8	Virginia	L	2-5
Mar. 9	Limestone	W	6-0
Mar. 9	Limestone	W	11-0
Mar. 10	Temple	L	0-1
Mar. 10	Temple	W	6-3
Mar. 11	East Carolina	W	10-0
Mar. 11	East Carolina	W	2-1
Mar. 13	vs. Eastern Michigan	W	7-1
Mar. 13	vs. Bradley	W	2-0
Mar. 13	vs. Stetson	W	16-0
Mar. 14	vs. Temple	W	5-0
Mar. 14	vs. South Carolina	L	0-4
Mar. 14	vs. Rutgers	W	4-0
Mar. 15	vs. Winthrop	W	8-0
Mar. 15	at USF	L	3-7
Mar. 15	vs. South Carolina	L	0-2
Mar. 17	Miami (OH)	W	3-0
Mar. 17	Miami (OH)	W	3-2
Mar. 19	Tennessee Tech	W	10-0
Mar. 20	Kent State	W	16-0
Mar. 20	Bowling Green	W	4-0
Mar. 21	Southern Miss	W	13-3
Mar. 21	Nicholls State	W	5-0
Mar. 22	Furman	W	1-0
Mar. 22	Toledo	L	0-3
Mar. 23	Toledo	W	9-6
Mar. 23	Toledo	W	8-1
Mar. 25	Bowling Green	W	12-2
Mar. 25	Bowling Green	W	3-1
Mar. 28	Ohio	W	3-0
Mar. 28	Ohio	W	6-2
Apr. 4	at West Florida	W	1-0
Apr. 4	at West Florida	W	4-0
Apr. 10	vs. Furman	W	8-2
Apr. 10	vs. USF	W	5-4
Apr. 10	vs. Nicholls	W	5-1
Apr. 11	vs. George Mason	W	3-0
Apr. 11	at South Carolina	W	1-0
Apr. 12	vs. Louisiana Tech	W	2-1
Apr. 12	vs. Georgia State	W	4-1
Apr. 17	USF	L	0-2
Apr. 17	USF	W	1-0
Apr. 18	South Carolina	W	1-3
Apr. 18	South Carolina	L	0-1
Apr. 19	South Carolina	W	2-1
Apr. 20	Florida A&M	W	17-0
Apr. 20	Florida A&M	W	7-1
Apr. 24	vs. Oklahoma	L	0-1
Apr. 25	at Oklahoma State	L	1-4
Apr. 25	vs. Baylor	W	10-0
Apr. 25	vs. Oklahoma	W	6-1
Apr. 26	vs. Baylor	W	8-1
Apr. 26	at Oklahoma State	W	2-0

NCAA South Regional

May 15	Adelphi	W	1-0
May 16	Adelphi	W	3-1

College World Series

May 20	vs. CS-Fullerton	L	0-3
May 21	vs. Central Michigan	L	0-1

1988 • (44-14) NCAA Regional

Date	Opponent	Result	Score
Feb. 20	West Florida	W	1-0
Feb. 20	West Florida	W	1-0
Feb. 25	at Florida A&M	W	14-3
Feb. 25	at Florida A&M	W	11-0
Mar. 5	Eastern Michigan	W	3-1
Mar. 5	Eastern Michigan	W	4-3
Mar. 6	Temple	W	3-0
Mar. 6	Temple	W	2-0
Mar. 7	North Carolina	W	4-2
Mar. 7	North Carolina	W	8-4
Mar. 7	Louisiana Tech	L	0-7
Mar. 7	North Carolina	W	2-1
Mar. 11	vs. Eastern Michigan	W	7-4
Mar. 11	at USF	W	2-1
Mar. 11	vs. Virginia	W	4-0
Mar. 12	vs. Temple	W	4-3
Mar. 12	vs. Okla. City College	W	5-0
Mar. 13	vs. South Carolina	L	1-5
Mar. 13	vs. Central Michigan	W	6-2
Mar. 16	Southern Illinois	W	5-1
Mar. 16	Southern Illinois	L	1-2
Mar. 17	Virginia	W	5-0
Mar. 17	Virginia	W	7-1
Mar. 18	Florida A&M	W	7-0
Mar. 18	NE Louisiana	W	5-1
Mar. 18	Maine	W	1-0
Mar. 19	Northern Illinois	L	3-4
Mar. 19	Miami (OH)	W	5-1
Mar. 19	Furman	W	2-0
Mar. 20	Eastern Illinois	W	2-1
Mar. 20	Northern Illinois	W	2-1
Mar. 21	Eastern Illinois	W	3-2
Mar. 21	Eastern Illinois	W	11-1
Mar. 22	Ohio State	W	6-1
Mar. 22	Ohio State	W	2-1
Mar. 28	Nicholls State	W	1-0
Mar. 29	Nicholls State	W	2-1
Mar. 29	Nicholls State	W	8-3
Apr. 1	vs. Utah	W	3-0
Apr. 1	at South Carolina	L	0-1
Apr. 2	vs. Utah	L	4-8
Apr. 2	at South Carolina	L	1-3
Apr. 9	at USF	W	8-5
Apr. 9	at USF	W	8-1
Apr. 10	Florida A&M	W	3-0
Apr. 10	Florida A&M	W	2-1
Apr. 11	at West Florida	W	5-3
Apr. 11	at West Florida	L	1-2
Apr. 15	vs. Kansas	W	2-1
Apr. 15	at Nebraska	L	0-3
Apr. 16	vs. Kansas	L	2-4
Apr. 16	at Nebraska	L	0-5
Apr. 18	at Creighton	W	4-0
Apr. 18	at Creighton	L	0-2
Apr. 23	Georgia State	W	5-0
Apr. 23	Georgia State	W	2-1

NCAA South Regional

May 20	vs. Texas A&M	L	0-1
May 21	at Louisiana Tech	L	1-6

1989 • (39-14) NCAA Regional

Date	Opponent	Result	Score
Feb. 26	West Florida	W	3-2
Feb. 26	West Florida	L	1-5
Feb. 28	at Florida A&M	W	11-0
Feb. 28	at Florida A&M	W	4-0
Mar. 4	Eastern Michigan	W	2-0
Mar. 4	Eastern Michigan	W	5-1
Mar. 5	Temple	W	2-1
Mar. 5	Temple	W	8-2
Mar. 6	Virginia	L	4-2
Mar. 6	Virginia	W	5-1
Mar. 7	East Carolina	W	5-0
Mar. 7	East Carolina	W	5-0
Mar. 10	vs. Missouri	W	6-0
Mar. 10	vs. Western Illinois	W	5-2
Mar. 10	vs. New Mexico	W	3-2
Mar. 11	vs. Temple	W	3-1
Mar. 11	vs. Nicholls State	W	3-1
Mar. 11	vs. Arizona State	L	3-7
Mar. 12	vs. Miami (OH)	L	3-4
Mar. 12	vs. Miami (OH)	L	0-1
Mar. 15	Illinois State	W	2-0
Mar. 16	Connecticut	W	3-0
Mar. 17	Miami (OH)	W	5-0
Mar. 17	Southern Illinois	W	4-2
Mar. 18	SW Missouri St	W	14-0
Mar. 18	Stetson	W	6-0
Mar. 19	North Carolina	L	1-2
Mar. 20	Northern Illinois	L	0-3
Mar. 20	Northern Illinois	L	2-5
Mar. 22	USF	W	4-2
Mar. 22	USF	W	8-1
Apr. 11	Florida A&M	W	3-0
Apr. 11	Florida A&M	W	4-1
Apr. 14	at Nebraska	L	0-1
Apr. 14	vs. Kansas	W	3-2
Apr. 14	vs. Arizona State	W	3-2
Apr. 15	vs. Kansas	W	1-0
Apr. 15	at Nebraska	L	2-4
Apr. 21	vs. East Carolina	W	3-0
Apr. 21	vs. Furman	W	5-0
Apr. 21	vs. SW Louisiana	W	4-2
Apr. 21	vs. North Carolina	W	3-1
Apr. 22	vs. USF	W	2-0
Apr. 22	vs. Virginia	W	2-0
Apr. 22	vs. Nicholls State	W	2-0
May 3	at West Florida	W	3-2
May 3	at West Florida	W	3-0
May 5	vs. Louisiana Tech	L	0-1
May 5	at Nicholls State	W	1-0
May 6	at Nicholls State	L	0-2
May 6	vs. Louisiana Tech	L	0-1

NCAA South Regional

May 19	South Carolina	L	1-2
May 20	Louisiana Tech	L	1-3



YEAR-BY-YEAR RESULTS

1990 • (47-16)

College World Series
NCAA Semifinalist

Date	Opponent	Result	Score
Feb. 18	West Florida	W	1-0
Feb. 18	West Florida	W	1-0
Feb. 27	at Florida A&M	W	6-2
Feb. 27	at Florida A&M	W	4-0
Mar. 3	Eastern Michigan	W	1-0
Mar. 3	Eastern Michigan	W	1-0
Mar. 3	Michigan	W	1-0
Mar. 4	Michigan	L	2-3
Mar. 7	UNC-Wilmington	W	6-1
Mar. 7	UNC-Wilmington	W	5-0
Mar. 9	vs. Indiana	W	1-2
Mar. 9	vs. Iowa	L	0-5
Mar. 10	vs. Central Michigan	W	1-0
Mar. 10	at USF	W	2-1
Mar. 11	vs. Maine	W	7-0
Mar. 11	vs. Oklahoma	L	0-1
Mar. 12	Southern Illinois	W	4-0
Mar. 13	Virginia	W	1-0
Mar. 13	Virginia	W	5-0
Mar. 14	Indiana	W	1-0
Mar. 14	Indiana	W	2-0
Mar. 15	Connecticut	L	1-3
Mar. 16	Stetson	W	3-2
Mar. 16	SW Louisiana	L	1-2
Mar. 17	Oklahoma	W	3-2
Mar. 17	Adelphi	W	4-0
Mar. 18	Nebraska	W	2-1
Mar. 20	Missouri	L	1-2
Mar. 20	Missouri	L	1-2
Mar. 21	Northern Iowa	L	0-1
Mar. 21	Northern Iowa	W	4-2
Mar. 22	Princeton	W	5-0
Mar. 22	Princeton	W	6-0
Mar. 24	Georgia State	W	2-0
Mar. 24	Georgia State	W	8-0
Mar. 30	vs. Southern Miss	W	4-0
Mar. 30	vs. Georgia Tech	W	10-0
Mar. 30	vs. Wichita State	W	1-0
Mar. 31	vs. Austin Peay	W	5-1
Mar. 31	vs. Michigan State	W	2-0
Mar. 31	vs. Georgia State	L	0-1
Apr. 2	at USF	W	4-1
Apr. 2	at USF	W	2-0
Apr. 13	vs. Stephen F. Austin	W	5-2
Apr. 13	vs. Sam Houston	L	0-2
Apr. 14	vs. Oklahoma State	L	1-2
Apr. 14	vs. Texas A&M	W	3-1
Apr. 15	vs. Texas-Arlington	L	0-2
Apr. 20	vs. Southern Miss	W	11-0
Apr. 21	vs. North Carolina	W	1-0
Apr. 22	vs. East Carolina	W	7-2
Apr. 29	South Carolina	L	0-2
Apr. 29	South Carolina	W	3-0
Apr. 30	Florida A&M	W	10-0
Apr. 30	Florida A&M	W	2-0
May 2	at West Florida	W	2-0
May 2	at West Florida	W	6-0
NCAA South Regional			
May 18	vs. Texas A&M	W	5-0
May 18	at SW Louisiana	W	4-3
May 19	at SW Louisiana	W	2-1
College World Series			
May 23	vs. Fresno State	W	1-0
May 24	vs. Oklahoma State	L	1-4
May 24	vs. UNLV	W	4-1
May 25	vs. UCLA	L	0-3

1991 • (62-12)

College World Series

Date	Opponent	Result	Score
Feb. 14	vs. California	L	0-4
Feb. 14	vs. New Mexico	W	9-1
Feb. 15	vs. UCLA	L	2-5
Feb. 15	vs. Sacramento State	W	4-0
Feb. 16	vs. Pacific	W	4-3
Feb. 16	at Arizona	L	0-8
Feb. 17	vs. CS-Northridge	L	0-1
Feb. 23	West Florida	W	4-3
Feb. 23	West Florida	L	0-5
Feb. 24	at Georgia Southern	W	6-2
Feb. 24	at Georgia Southern	W	5-1
Feb. 26	at Florida A&M	W	8-0
Feb. 26	at Florida A&M	W	4-0
Mar. 2	at USF	W	2-0
Mar. 2	at USF	L	0-2
Mar. 4	Ball State	W	5-0
Mar. 6	Samford	W	2-1
Mar. 6	Samford	W	6-0
Mar. 8	vs. Detroit	W	9-0
Mar. 8	vs. Western Illinois	W	2-1
Mar. 8	vs. Indiana	W	3-1
Mar. 9	vs. Winthrop	W	4-1
Mar. 9	vs. Eastern Michigan	W	1-0
Mar. 10	vs. Oklahoma	W	7-1
Mar. 10	vs. South Carolina	L	3-4
Mar. 12	Connecticut	W	2-1
Mar. 12	Connecticut	W	1-0
Mar. 13	Virginia	W	9-1
Mar. 13	Virginia	W	2-1
Mar. 14	Creighton	W	3-2
Mar. 15	Miami (OH)	W	2-0
Mar. 15	East Carolina	W	13-0
Mar. 16	Western Illinois	W	2-1
Mar. 16	Rhode Island	W	6-0
Mar. 17	Winthrop	W	2-0
Mar. 17	Indiana	W	6-2
Mar. 18	Bradley	W	2-0
Mar. 20	Northern Iowa	W	3-1
Mar. 20	Northern Iowa	W	2-1
Mar. 21	Miami (OH)	L	0-8
Mar. 21	Miami (OH)	W	5-1
Mar. 27	Drexel	W	2-0
Mar. 27	Drexel	W	7-1
Mar. 28	Bowling Green	W	2-0
Mar. 28	Bowling Green	W	9-0
Mar. 30	vs. Dayton	W	3-0
Mar. 30	vs. Toledo	W	1-0
Mar. 30	vs. Northwestern	W	2-0
Mar. 31	vs. USF	W	6-5
Mar. 31	vs. Samford	W	4-0
Mar. 31	vs. North Carolina	W	5-0
Mar. 31	vs. South Carolina	W	4-1
Apr. 5	vs. Notre Dame	W	7-0
Apr. 5	vs. USF	W	2-0
Apr. 6	vs. Winthrop	W	4-1
Apr. 6	vs. SW Louisiana	W	3-0
Apr. 8	Georgia Southern	W	4-0
Apr. 8	Georgia Southern	W	9-1
Apr. 9	Florida A&M	W	7-1
Apr. 9	Florida A&M	W	11-1
Apr. 19	vs. Virginia	L	1-2
Apr. 20	vs. Eastern Michigan	W	3-2
Apr. 21	vs. Virginia	L	0-2
May 1	at West Florida	W	1-0
May 1	at West Florida	W	7-0
May 3	vs. Connecticut	W	2-0
May 4	vs. Princeton	W	4-3
May 5	at Massachusetts	W	2-0
NCAA South Regional			
May 17	at SW Louisiana	W	1-0
May 17	vs. Oklahoma State	W	2-0
May 18	vs. Oklahoma State	W	4-3
College World Series			
May 22	vs. UCLA	L	0-1
May 23	vs. UNLV	W	3-1
May 24	vs. Fresno State	L	0-3

1992 • (63-9, 4-2 ACC)

ACC Champions
College World Series

Date	Opponent	Result	Score
Feb. 9	Samford	W	10-0
Feb. 9	Samford	W	7-0
Feb. 16	at Florida A&M	W	12-0
Feb. 16	at Florida A&M	W	10-0
Feb. 23	West Florida	W	2-0
Feb. 23	West Florida	W	2-0
Mar. 1	at Georgia Southern	W	8-0
Mar. 1	at Georgia Southern	W	13-3
Mar. 3	Northwestern	W	10-0
Mar. 3	Northwestern	W	1-0
Mar. 7	vs. Ball State	W	2-0
Mar. 7	vs. Ball State	W	9-0
Mar. 8	at USF	W	5-1
Mar. 8	at USF	W	3-0
Mar. 10	Robert Morris	W	1-0
Mar. 10	Robert Morris	W	14-1
Mar. 13	vs. Adelphi	W	12-2
Mar. 13	vs. Penn State	W	7-0
Mar. 14	vs. Samford	W	4-3
Mar. 14	vs. Virginia*	W	10-0
Mar. 14	vs. Hofstra	W	14-4
Mar. 15	vs. North Carolina*	W	12-1
Mar. 15	vs. Oklahoma City	W	2-1
Mar. 17	Rutgers	W	1-0
Mar. 17	Rutgers	W	8-4
Mar. 18	Virginia*	L	0-1
Mar. 18	Virginia*	W	5-2
Mar. 19	Miami (OH)	L	0-2
Mar. 19	Northern Iowa	W	2-0
Mar. 20	Bradley	W	3-2
Mar. 20	Princeton	W	7-0
Mar. 20	Bowling Green	W	4-0
Mar. 21	Adelphi	W	5-0
Mar. 21	USF	W	1-0
Mar. 22	Kent State	W	6-0
Mar. 22	Princeton	W	2-1
Mar. 23	Drexel	W	3-0
Mar. 23	Drexel	W	4-0
Mar. 24	Kent State	W	2-1
Mar. 24	Kent State	W	8-0
Mar. 26	at CS-Fullerton	L	4-5
Mar. 26	vs. Missouri	L	1-2
Mar. 27	vs. Ohio State	W	1-0
Mar. 27	vs. Arizona	L	0-2
Mar. 28	vs. Illinois State	W	7-2
Mar. 29	vs. Oklahoma State	L	0-3
Apr. 6	Georgia Southern	W	6-0
Apr. 6	Georgia Southern	W	2-0
Apr. 7	Florida A&M	W	7-0
Apr. 7	Florida A&M	W	6-0
Apr. 10	vs. UNC-Wilmington	W	7-1
Apr. 10	at North Carolina*	L	0-1
Apr. 11	vs. Winthrop	W	3-1
Apr. 11	vs. Georgia Tech*	W	10-0
Apr. 12	vs. East Carolina	W	5-2
Apr. 12	vs. South Carolina	W	3-2
ACC Championship			
Apr. 17	Georgia Tech	W	6-0
Apr. 17	North Carolina	W	11-0
Apr. 18	Virginia	W	11-1
NCAA Regional			
Apr. 25	South Carolina	W	2-0
Apr. 25	South Carolina	W	6-0
Apr. 26	South Carolina	W	2-0
Apr. 27	at West Florida	W	6-0
Apr. 27	at West Florida	W	11-2
May 2	vs. Connecticut	W	1-0
May 2	vs. Massachusetts	W	3-1
May 3	at Connecticut	W	4-3
College World Series			
May 16	at SW Louisiana	W	1-0
May 16	vs. UNLV	W	4-0
May 16	at SW Louisiana	W	1-0
College World Series			
May 21	vs. California	L	0-3
May 22	vs. Massachusetts	L	2-4

1993 • (52-9, 4-0 ACC)

ACC Champions
College World Series

Date	Opponent	Result	Score
Feb. 13	Samford	W	3-1
Feb. 13	Samford	W	8-4
Feb. 20	West Florida	W	6-1
Feb. 20	West Florida	W	3-1
Feb. 22	at Florida A&M	W	7-0
Feb. 27	Mercer	W	5-0
Feb. 27	Mercer	W	7-0
Feb. 28	USF	W	10-0
Feb. 28	USF	W	7-0
Mar. 6	at Georgia Tech*	W	3-0
Mar. 6	at Georgia Tech*	W	2-0
Mar. 9	at Florida A&M	W	10-0
Mar. 12	vs. Central Michigan	W	5-0
Mar. 12	vs. Georgia Southern	W	6-0
Mar. 13	vs. Hofstra	W	6-0
Mar. 14	vs. Iowa	W	3-0
Mar. 16	Connecticut	W	1-0
Mar. 16	Connecticut	W	8-0
Mar. 18	Northern Iowa	W	7-0
Mar. 19	Drake	W	6-0
Mar. 19	Georgia State	W	1-0
Mar. 19	SW Louisiana	L	1-2
Mar. 20	Rhode Island	W	10-0
Mar. 20	Eastern Illinois	W	7-2
Mar. 20	Virginia*	W	7-0
Mar. 21	Southern Illinois	W	1-0
Mar. 21	SW Louisiana	W	2-1
Mar. 22	Toledo	W	11-0
Mar. 22	Toledo	W	4-0
Mar. 25	vs. Fresno State	L	1-2
Mar. 25	vs. Cal Poly	W	1-0
Mar. 26	vs. Minnesota	W	3-1
Mar. 27	vs. Utah	L	2-3
Mar. 28	at CS-Fullerton	W	4-1
Apr. 6	Florida A&M	W	10-0
Apr. 6	Florida A&M	W	4-1
Apr. 9	vs. UNC-Wilmington	W	12-0
Apr. 9	vs. Virginia*	W	3-2
Apr. 10	vs. Coastal Carolina	W	8-0
Apr. 10	vs. Hofstra	W	10-2
Apr. 11	vs. Coastal Carolina	W	9-1
Apr. 11	vs. East Carolina	W	13-0
ACC Championship			
Apr. 16	Georgia Tech	W	12-0
Apr. 16	Virginia	L	0-1
Apr. 16	Georgia Tech	W	11-0
Apr. 17	Virginia	W	2-0
Apr. 17	Virginia	W	4-2
NCAA Regional			
Apr. 24	at South Carolina	L	4-6
Apr. 24	at South Carolina	W	7-0
Apr. 25	at South Carolina	W	8-0
May 1	vs. Connecticut	L	1-4
May 1	vs. USF	W	1-0
May 2	at Massachusetts	W	5-0
May 4	at West Florida	W	5-0
May 4	at West Florida	W	7-0
College World Series			
May 27	vs. Oklahoma State	L	2-5
May 28	vs. Connecticut	L	1-2

YEAR-BY-YEAR RESULTS

1994 • (50-19, 9-2 ACC) NCAA Regional

Date	Opponent	Result	Score
Feb. 12	Mercer	W	9-3
Feb. 12	Mercer	W	6-0
Feb. 13	UNC-Charlotte	W	4-0
Feb. 13	UNC-Charlotte	W	7-1
Feb. 17	Georgia Southern	W	10-0
Feb. 17	Georgia Southern	W	8-0
Feb. 19	West Florida	W	10-0
Feb. 19	West Florida	W	5-0
Feb. 21	at Florida A&M	W	3-0
Feb. 26	Stetson	W	7-0
Feb. 26	Stetson	W	5-0
Feb. 28	at Mercer	W	6-0
Feb. 28	at Mercer	W	5-0
Mar. 2	Florida A&M	W	8-0
Mar. 5	South Carolina	L	2-3
Mar. 5	South Carolina	W	3-1
Mar. 6	Georgia Tech*	W	6-1
Mar. 6	Georgia Tech*	W	2-1
Mar. 11	vs. Robert Morris	L	0-1
Mar. 11	vs. Illinois-Chicago	W	3-0
Mar. 11	vs. Penn State	W	6-2
Mar. 12	vs. UCLA	L	0-3
Mar. 12	vs. Notre Dame	W	3-0
Mar. 12	vs. Virginia*	W	7-0
Mar. 13	vs. Oklahoma State	L	0-1
Mar. 15	Northern Illinois	W	3-0
Mar. 15	Northern Illinois	W	1-0
Mar. 16	Texas A&M	L	3-7
Mar. 16	Virginia*	W	4-3
Mar. 17	Princeton	W	2-1
Mar. 18	Indiana	W	3-2
Mar. 18	vs. Louisiana Tech	W	2-0
Mar. 18	vs. Iowa State	W	3-2
Mar. 19	Eastern Michigan	W	1-0
Mar. 19	Eastern Illinois	W	9-0
Mar. 19	Illinois State	L	2-3
Mar. 22	vs. Kansas	L	2-4
Mar. 23	vs. Northwestern	L	2-8
Mar. 23	at CS-Fullerton	L	0-7
Mar. 24	vs. SE Louisiana	L	3-12
Mar. 25	vs. Oklahoma State	L	0-1
Mar. 25	vs. Utah State	W	5-3
Mar. 30	Hofstra	W	3-2
Mar. 30	Hofstra	W	4-3
Apr. 4	at Florida A&M	W	7-0
Apr. 7	at North Carolina*	W	5-1
Apr. 7	at North Carolina*	W	6-2
Apr. 8	vs. UNC-Wilmington	W	5-0
Apr. 8	vs. UNC-Charlotte	W	8-1
Apr. 9	vs. East Carolina	L	0-1
Apr. 9	vs. Georgia Tech*	W	11-0
Apr. 10	vs. Virginia*	W	9-4
Apr. 10	at North Carolina*	L	0-1
Apr. 16	at Virginia*	W	8-0
Apr. 16	at Virginia*	L	4-5
Apr. 17	Florida A&M	W	8-0
ACC Championship			
Apr. 22	Georgia Tech	W	2-1
Apr. 22	Virginia	L	0-2
Apr. 23	North Carolina	W	6-5
Apr. 23	Virginia	W	1-0
Apr. 23	Virginia	L	0-3
Apr. 23	Virginia	L	-
May 3	at West Florida	L	1-4
May 3	at West Florida	W	8-0
May 7	at Connecticut	W	4-1
May 7	vs. USF	W	2-0
May 11	at USF	W	4-2
May 11	at USF	W	6-5
NCAA Regional			
May 20	vs. Oklahoma	L	1-3
May 21	vs. Providence	L	0-4

1995 • (58-15, 6-0 ACC) ACC Champions NCAA Regional

Date	Opponent	Result	Score
Feb. 12	Stetson	W	8-0
Feb. 12	Stetson	W	2-0
Feb. 17	vs. Oklahoma St.	L	1-5
Feb. 17	vs. CS-Fullerton	L	5-9
Feb. 18	vs. Oregon	W	3-2
Feb. 18	vs. New Mexico St.	W	4-0
Feb. 18	vs. Illinois St.	W	10-2
Feb. 19	vs. Arizona	L	1-7
Feb. 22	Troy	W	3-1
Feb. 22	Troy	W	3-0
Feb. 25	at Georgia Tech*	W	9-4
Feb. 25	at Georgia Tech*	W	10-1
Feb. 26	at UNC-Charlotte	W	6-0
Feb. 26	at UNC-Charlotte	W	8-0
Mar. 4	Mercer	W	3-0
Mar. 4	Mercer	W	10-2
Mar. 5	North Carolina*	W	6-3
Mar. 5	North Carolina*	W	3-1
Mar. 6	Marshall	W	8-0
Mar. 6	Marshall	W	7-0
Mar. 10	vs. Indiana State	W	8-0
Mar. 10	vs. Illinois-Chicago	L	1-3
Mar. 10	vs. Iowa	L	0-4
Mar. 11	vs. Robert Morris	W	3-0
Mar. 11	vs. Yale	W	11-1
Mar. 11	vs. North Carolina	W	8-2
Mar. 12	vs. Virginia	W	2-1
Mar. 12	vs. Oklahoma State	W	7-4
Mar. 12	vs. Illinois-Chicago	W	1-0
Mar. 14	Virginia*	W	3-2
Mar. 14	Virginia*	W	3-0
Mar. 17	Samford	W	14-0
Mar. 17	Miami (OH)	W	9-1
Mar. 17	Michigan	L	1-2
Mar. 18	Northern Illinois	W	3-0
Mar. 18	Illinois-Chicago	W	3-0
Mar. 19	Iowa State	W	2-0
Mar. 19	Michigan	L	0-5
Mar. 21	Massachusetts	W	5-4
Mar. 21	Massachusetts	W	4-3
Mar. 24	at South Carolina	L	1-2
Mar. 24	at South Carolina	L	2-3
Mar. 25	vs. Hofstra	W	5-1
Mar. 25	at South Carolina	L	3-6
Mar. 25	vs. Hofstra	W	8-2
Mar. 28	Florida A&M	W	8-0
Apr. 2	USF	W	4-0
Apr. 2	USF	L	3-4
Apr. 3	at Florida A&M	W	9-0
Apr. 3	at Florida A&M	W	10-0
Apr. 7	vs. Campbell	W	4-0
Apr. 7	at North Carolina	W	15-0
Apr. 8	vs. East Carolina	W	10-2
Apr. 8	vs. Campbell	W	7-1
Apr. 9	vs. East Carolina	W	4-3
Apr. 9	at North Carolina	W	2-1
Apr. 12	Florida A&M	W	6-0
Apr. 15	at West Florida	W	8-0
Apr. 15	at West Florida	W	3-2
ACC Championship			
Apr. 21	vs. North Carolina	W	4-0
Apr. 21	vs. Georgia Tech	W	2-1
Apr. 22	vs. Georgia Tech	W	5-2
May 3	West Florida	W	9-3
May 3	West Florida	W	3-0
May 12	vs. USF	L	0-3
May 12	vs. South Carolina	W	5-4
May 13	at Massachusetts	L	0-8
May 13	vs. South Carolina	W	6-0
May 14	at Massachusetts	W	2-0
NCAA Regional			
May 19	vs. Nebraska	L	1-6
May 20	vs. Ohio	W	2-0
May 20	vs. Nebraska	W	6-2
May 21	at Arizona	L	0-15

1996 • (51-21, 5-3 ACC) ACC Champions NCAA Regional

Date	Opponent	Result	Score
Feb. 7	at Mercer	W	4-1
Feb. 7	at Mercer	W	5-2
Feb. 9	West Florida	W	8-0
Feb. 9	West Florida	W	8-0
Feb. 11	Georgia Southern	W	2-1
Feb. 11	Georgia Southern	W	5-0
Feb. 16	vs. UNLV	L	2-3
Feb. 16	vs. Washington	L	6-13
Feb. 16	vs. Arizona	L	4-8
Feb. 17	vs. Illinois State	W	4-1
Feb. 17	vs. Utah State	W	6-5
Feb. 18	vs. CS-Fullerton	L	11-12
Feb. 24	Stetson	W	1-0
Feb. 24	Stetson	W	6-2
Feb. 27	Florida A&M	W	8-0
Mar. 1	vs. Washington	L	1-3
Mar. 1	vs. Massachusetts	W	4-1
Mar. 2	vs. Long Beach State	L	1-2
Mar. 2	vs. Oregon	W	1-0
Mar. 3	vs. CS-Northridge	L	1-2
Mar. 5	UNC-Charlotte	W	7-1
Mar. 5	UNC-Charlotte	W	6-0
Mar. 6	Troy	W	5-2
Mar. 6	Troy	L	1-2
Mar. 8	vs. East Carolina	W	2-1
Mar. 8	vs. UT-Chattanooga	W	5-2
Mar. 8	vs. Ball State	W	4-2
Mar. 9	vs. Penn State	W	4-3
Mar. 9	vs. Indiana	W	3-1
Mar. 10	vs. Michigan State	W	6-2
Mar. 10	vs. UCLA	L	0-4
Mar. 14	Notre Dame	L	0-1
Mar. 15	Drake	W	1-0
Mar. 15	Ohio State	L	0-1
Mar. 16	Southern Illinois	L	3-4
Mar. 16	Eastern Michigan	W	7-0
Mar. 16	Massachusetts	W	3-1
Mar. 17	Michigan	L	1-6
Mar. 19	Connecticut	W	3-0
Mar. 19	Connecticut	W	6-0
Mar. 21	Bradley	W	4-1
Mar. 21	Bradley	W	7-2
Mar. 23	Georgia Tech*	W	2-0
Mar. 23	Georgia Tech*	L	1-3
Mar. 28	at Florida A&M	W	7-2
Mar. 28	at Florida A&M	W	13-0
Apr. 1	Florida A&M	W	4-0
Apr. 6	at Virginia*	W	8-0
Apr. 6	at Virginia*	W	5-4
Apr. 7	at Maryland*	W	4-0
Apr. 7	at Maryland*	W	6-2
Apr. 11	at North Carolina*	L	2-3
Apr. 11	at North Carolina*	L	4-5
Apr. 12	vs. Campbell	W	6-1
Apr. 13	vs. Florida Atlantic	L	0-1
Apr. 13	vs. South Carolina	W	4-2
Apr. 13	vs. South Carolina	W	2-0
Apr. 14	vs. Maryland	W	8-0
Apr. 19	vs. Georgia Tech	W	5-4
Apr. 19	vs. Maryland	W	3-0
Apr. 20	vs. North Carolina	W	3-1
Apr. 20	vs. North Carolina	W	-
Apr. 30	at West Florida	W	6-0
Apr. 30	at West Florida	W	10-0
May 3	at USF	W	1-0
May 3	at USF	L	1-4
May 5	South Carolina	W	5-1
May 5	South Carolina	L	3-5
May 6	South Carolina	W	2-1
ACC Championship			
Apr. 19	vs. Georgia Tech	W	5-4
Apr. 19	vs. Maryland	W	3-0
Apr. 20	vs. North Carolina	W	3-1
Apr. 20	vs. North Carolina	W	-
May 17	USF	W	3-1
May 18	Arizona	L	6-9
May 18	USF	W	6-0
May 19	Arizona	L	3-10

1997 • (45-19, 7-1 ACC) ACC Champions

Date	Opponent	Result	Score
Feb. 9	at Georgia Southern	W	8-0
Feb. 9	at Georgia Southern	W	5-3
Feb. 12	at Florida A&M	W	7-0
Feb. 14	vs. Nebraska	W	2-1
Feb. 14	vs. Fresno State	L	0-2
Feb. 15	vs. Oregon	L	1-6
Feb. 15	vs. Utah	L	2-6
Feb. 16	vs. Ohio State	W	7-2
Feb. 16	vs. CS-Fullerton	W	4-2
Feb. 19	at Florida	L	1-3
Feb. 19	at Florida	W	8-1
Feb. 22	Mercer	W	1-0
Feb. 22	Mercer	W	5-1
Feb. 23	Florida A&M	W	8-0
Feb. 28	vs. Northwestern	W	2-0
Mar. 1	vs. Washington	L	3-8
Mar. 1	vs. Oklahoma	W	2-1
Mar. 2	vs. UConn	W	10-3
Mar. 3	vs. Louisiana Tech	L	2-6
Mar. 7	vs. Ball State	W	4-0
Mar. 7	vs. East Carolina	W	10-0
Mar. 7	vs. Michigan State	L	2-6
Mar. 8	vs. Hofstra	L	1-2
Mar. 8	vs. Arkansas	W	4-0
Mar. 8	vs. Indiana	W	3-2
Mar. 9	vs. Iowa	L	1-7
Mar. 11	Miami (OH)	W	2-1
Mar. 13	Louisiana Tech	L	2-3
Mar. 14	Wisconsin	L	3-12
Mar. 14	UT-Chattanooga	W	3-1
Mar. 14	UConn	W	2-1
Mar. 15	Bradley	W	4-0
Mar. 15	Eastern Michigan	W	5-1
Mar. 18	UConn	L	0-1
Mar. 18	UConn	W	8-2
Mar. 23	at Georgia Tech*	W	5-1
Mar. 23	at Georgia Tech*	W	8-5
Mar. 25	Maryland*	W	1-0
Mar. 25	Maryland*	W	3-0
Mar. 27	Youngstown State	W	8-2
Mar. 27	Youngstown State	W	6-3
Apr. 2	at Troy	W	3-2
Apr. 2	at Troy	T	1-1
Apr. 4	at Florida A&M	L	1-2
Apr. 6	Virginia*	W	8-0
Apr. 6	Virginia*	L	3-6
Apr. 10	at North Carolina*	W	6-0
Apr. 10	at North Carolina*	W	12-4
Apr. 11	vs. Florida Atlantic	W	5-1
Apr. 11	vs. Campbell	W	4-1
Apr. 11	vs. Coastal Carolina	W	12-2
Apr. 13	vs. Coastal Carolina	W	2-1
Apr. 13	vs. Florida Atlantic	W	4-0
ACC Championship			
Apr. 18	vs. North Carolina	W	5-4
Apr. 18	vs. Maryland	W	4-3
Apr. 19	vs. Maryland	L	1-2
Apr. 27	Florida A&M	W	7-0
Apr. 29	at UNC Charlotte	W	6-1
Apr. 29	at UNC Charlotte	W	3-1
May 1	at Alabama	W	2-0
May 1	at Alabama	L	5-6
May 2	at Auburn	W	2-0
May 2	at Auburn	L	1-2
May 9	USF	L	3-4
May 9	USF	L	1-3



YEAR-BY-YEAR RESULTS

1998 • (51-21, 5-3 ACC)

ACC Champions

NCAA Regional

Date	Opponent	Result	Score
Feb. 7	at Mercer	W	5-1
Feb. 7	at Mercer	W	9-1
Feb. 8	Georgia Southern	W	6-2
Feb. 8	Georgia Southern	W	3-1
Feb. 13	vs. Oregon	L	0-2
Feb. 13	vs. Purdue	W	8-1
Feb. 14	vs. Washington	W	1-0
Feb. 14	vs. Fresno State	W	2-1
Feb. 18	at West Florida	W	9-3
Feb. 18	at West Florida	W	10-6
Feb. 20	Florida A&M	W	4-2
Feb. 23	Florida A&M	W	6-0
Feb. 24	Troy	L	0-5
Feb. 24	Troy	W	5-4
Feb. 27	vs. Indiana	W	3-2
Feb. 27	vs. Arizona State	L	1-6
Feb. 28	vs. UNMass	W	4-0
Feb. 28	vs. CS-Northridge	L	3-4
Mar. 1	vs. South Carolina	L	0-3
Mar. 1	vs. California	L	1-4
Mar. 5	vs. Georgia	W	6-5
Mar. 5	vs. Illinois-Chicago	L	1-3
Mar. 6	vs. Central Michigan	W	10-1
Mar. 6	vs. Purdue	W	5-4
Mar. 7	vs. Missouri	L	1-3
Mar. 7	vs. Alabama	W	4-1
Mar. 7	vs. Texas	L	1-9
Mar. 10	UNC-Charlotte	W	4-1
Mar. 10	UNC-Charlotte	W	4-1
Mar. 11	Miami (OH)	L	1-4
Mar. 11	Miami (OH)	L	1-3
Mar. 12	Purdue	L	0-1
Mar. 13	Northern Iowa	W	3-0
Mar. 13	Louisiana State	W	4-2
Mar. 13	Eastern Michigan	W	4-2
Mar. 14	Robert Morris	W	4-1
Mar. 14	Penn State	W	3-0
Mar. 14	Central Michigan	W	11-4
Mar. 15	Mississippi	W	4-2
Mar. 15	Umass	W	1-0
Mar. 17	Connecticut	W	6-4
Mar. 17	Connecticut	W	9-0
Mar. 20	North Carolina*	W	3-2
Mar. 20	North Carolina*	W	7-6
Mar. 25	Youngstown State	W	1-0
Mar. 25	Youngstown State	W	10-2
Mar. 27	vs. Wright State	W	8-3
Mar. 27	vs. Georgia State	W	8-0
Mar. 28	vs. Indiana State	W	6-1
Mar. 28	vs. Utah	W	2-1
Mar. 29	vs. Utah	L	1-4
Apr. 3	West Florida	W	2-1
Apr. 3	West Florida	W	5-3
Apr. 5	Georgia Tech*	W	3-2
Apr. 5	Georgia Tech*	W	4-1
Apr. 8	Florida	L	3-8
Apr. 8	Florida	W	5-3
Apr. 10	Florida A&M	L	1-3
Apr. 12	Auburn	W	5-1
Apr. 12	Auburn	W	8-3
Apr. 15	at Florida A&M	W	4-1
Apr. 18	at Virginia*	L	1-4
Apr. 18	at Virginia*	L	0-3
Apr. 19	at Maryland*	L	3-5
Apr. 19	at Maryland*	W	9-1
ACC Championship			
Apr. 23	Maryland	W	1-0
Apr. 24	Virginia	W	10-0
Apr. 25	Virginia	W	2-1
Apr. 25	Virginia	-	-
May 6	at USF	W	2-1
May 6	at USF	L	2-3
NCAA Midwest Regional			
May 15	at Oklahoma State	L	0-4
May 16	vs. Stanford	L	0-1

1999 • (40-25-1, 6-2 ACC)

ACC Champions

Date	Opponent	Result	Score
Feb. 6	at Georgia Southern	L	1-3
Feb. 6	at Georgia Southern	W	2-0
Feb. 9	at Florida A&M	L	2-3
Feb. 12	vs. Utah State	W	12-3
Feb. 12	vs. Utah	L	1-5
Feb. 13	vs. California	L	0-4
Feb. 13	vs. Nebraska	L	1-4
Feb. 14	vs. UNLV	W	10-5
Feb. 19	Mercer	W	9-0
Feb. 19	Mercer	W	10-0
Feb. 23	at Auburn	W	4-2
Feb. 23	at Auburn	T	0-0
Feb. 26	vs. Colorado State	W	3-2
Feb. 26	vs. Nebraska	L	0-1
Feb. 27	vs. DePaul	L	3-5
Feb. 27	vs. Arizona State	L	0-2
Feb. 28	vs. Colorado State	L	4-5
Mar. 1	Campbell	W	5-0
Mar. 1	Campbell	W	2-0
Mar. 4	vs. Mississippi State	L	1-2
Mar. 5	vs. Hofstra	W	6-5
Mar. 6	vs. Michigan	L	0-5
Mar. 6	vs. Florida Atlantic	L	4-8
Mar. 7	vs. Georgia	W	5-0
Mar. 7	at USF	L	1-2
Mar. 10	Miami (OH)	W	2-0
Mar. 10	Miami (OH)	W	6-2
Mar. 12	vs. Western Illinois	L	0-1
Mar. 13	vs. Toledo	W	9-1
Mar. 13	vs. Furman	W	2-0
Mar. 14	vs. Maryland	W	2-0
Mar. 14	vs. Central Michigan	L	1-5
Mar. 16	Massachusetts	L	1-2
Mar. 16	Massachusetts	W	6-0
Mar. 18	Virginia*	W	8-2
Mar. 18	Virginia*	W	2-1
Mar. 22	Minnesota	W	5-0
Mar. 22	Minnesota	W	5-2
Mar. 24	Maryland*	W	4-1
Mar. 24	Maryland*	L	3-5
Mar. 27	Michigan State	L	0-3
Mar. 27	Troy	W	6-1
Mar. 28	Michigan State	L	4-5
Mar. 28	Troy	W	7-0
Apr. 1	at Florida A&M	W	2-1
Apr. 3	at Georgia Tech*	W	7-0
Apr. 3	at Georgia Tech*	W	8-5
Apr. 4	at Georgia	L	0-5
Apr. 4	at Georgia	W	6-0
Apr. 7	at Florida	L	0-2
Apr. 7	at Florida	W	6-4
Apr. 9	at North Carolina*	L	0-6
Apr. 9	at North Carolina*	W	8-3
Apr. 10	vs. Florida Atlantic	L	0-1
Apr. 11	vs. Southern Miss	L	0-1
Apr. 14	Florida A&M	W	10-1
Apr. 14	Florida A&M	L	3-8
Apr. 17	FIU	W	6-1
Apr. 17	FIU	W	1-0
May 4	vs. UNC-Charlotte	W	10-1
May 4	vs. UNC-Charlotte	W	12-5
May 6	USF	W	2-1
May 6	USF	W	5-1
ACC Championship			
May 14	vs. North Carolina	W	2-1
May 15	vs. Virginia	W	1-0
May 16	vs. Virginia	W	3-0

2000 • (51-27, 6-2 ACC)

ACC Champions

NCAA Regional

Date	Opponent	Result	Score
Feb. 6	Georgia Southern	W	8-0
Feb. 6	Georgia Southern	W	6-1
Feb. 9	at Florida A&M	W	9-0
Feb. 11	California	L	0-1
Feb. 12	Florida Atlantic	L	2-3
Feb. 12	Florida A&M	W	8-7
Feb. 13	Florida Atlantic	W	2-0
Feb. 13	California	L	0-1
Feb. 16	at Mercer	W	7-0
Feb. 16	at Mercer	W	7-4
Feb. 19	at Bethune-Cookman	W	9-0
Feb. 19	at Bethune-Cookman	W	1-0
Feb. 20	at Stetson	W	2-0
Feb. 20	at Stetson	W	8-2
Feb. 26	vs. Eastern Michigan	W	5-1
Feb. 26	at Florida Atlantic	W	2-0
Feb. 27	vs. Villanova	L	2-3
Feb. 27	vs. Furman	W	8-0
Mar. 3	vs. Fresno State	L	0-2
Mar. 3	vs. Harvard	W	6-2
Mar. 4	vs. Texas	L	0-1
Mar. 4	vs. Mississippi State	L	0-4
Mar. 5	vs. Louisiana	L	1-9
Mar. 7	at Pacific	L	2-5
Mar. 10	vs. UCLA	L	0-3
Mar. 10	vs. Mississippi	L	2-3
Mar. 11	vs. Cal Poly	L	4-5
Mar. 11	at Fresno State	L	1-2
Mar. 12	vs. Illinois State	W	1-0
Mar. 12	vs. Texas Tech	W	3-0
Mar. 15	Princeton	W	4-3
Mar. 15	Princeton	W	2-0
Mar. 17	Troy	W	2-1
Mar. 17	Miami of Ohio	W	8-0
Mar. 17	Kansas	L	1-4
Mar. 18	Northern Iowa	W	6-2
Mar. 18	Michigan	L	1-6
Mar. 22	Ohio	W	8-1
Mar. 22	Ohio	W	6-1
Mar. 24	vs. Louisiana	L	1-2
Mar. 24	at UT-Chattanooga	W	1-0
Mar. 25	vs. Wisconsin	W	3-0
Mar. 25	vs. Louisiana	L	2-6
Mar. 26	vs. Wisconsin	W	6-5
Mar. 26	at UT-Chattanooga	W	2-1
Apr. 1	Georgia Tech*	L	1-2
Apr. 1	Georgia Tech*	L	2-8
Apr. 2	FIU	L	2-4
Apr. 2	FIU	W	8-3
Apr. 5	Florida	W	6-3
Apr. 5	Florida	L	3-5
Apr. 8	Southern Miss	L	0-9
Apr. 8	Florida A&M	W	3-0
Apr. 9	Southern Miss	L	1-4
Apr. 9	Florida A&M	W	9-1
Apr. 12	at Florida A&M	W	7-0
Apr. 15	Auburn	W	7-0
Apr. 15	Auburn	L	4-5
Apr. 16	North Carolina*	W	10-9
Apr. 16	North Carolina*	W	5-4
Apr. 21	at East Carolina	W	1-0
Apr. 21	at East Carolina	W	7-0
Apr. 22	at Campbell	W	7-1
Apr. 22	at Campbell	W	9-1
ACC Championship			
Apr. 29	Maryland	W	6-2
Apr. 30	Virginia	L	2-4
May 1	Maryland	W	3-0
May 1	Virginia	W	3-1
May 1	Virginia	W	2-0
May 3	at Virginia*	W	3-2
May 3	at Virginia*	W	6-2
May 4	at Maryland*	W	10-3
May 4	at Maryland*	W	3-2
NCAA West Regional			
May 18	vs. Long Beach State	W	2-0
May 19	vs. Iowa	W	4-1
May 20	at UCLA	L	1-6
May 20	vs. Iowa	W	4-2
May 21	at UCLA	L	1-7

2001 • (58-12, 7-1 ACC)

NCAA Regional

Date	Opponent	Result	Score
Feb. 3	at Georgia Southern	W	8-0
Feb. 3	at Georgia Southern	W	4-0
Feb. 9	Florida A&M	W	1-0
Feb. 10	UT-Chattanooga	W	4-1
Feb. 10	FIU	L	1-2
Feb. 11	UT-Chattanooga	W	3-2
Feb. 11	FIU	W	3-2
Feb. 16	Kent State	W	4-0
Feb. 17	College of Charleston	W	8-0
Feb. 17	Boston College	W	1-0
Feb. 18	College of Charleston	W	9-1
Feb. 18	Boston College	W	5-4
Feb. 20	Mercer	W	4-0
Feb. 20	Mercer	W	8-0
Feb. 23	vs. Illinois	L	0-1
Feb. 23	at Florida Atlantic	L	1-2
Feb. 24	vs. Florida A&M	W	11-0
Feb. 24	vs. Maryland	W	5-3
Feb. 25	vs. Illinois	W	2-0
Feb. 25	at Florida Atlantic	W	1-0
Mar. 2	Central Michigan	W	3-1
Mar. 3	Northwestern	W	2-1
Mar. 3	Ball State	W	1-0
Mar. 4	Northwestern	W	8-2
Mar. 4	Central Michigan	W	2-0
Mar. 6	at Florida A&M	L	4-5
Mar. 9	vs. UC-Riverside	W	8-0
Mar. 9	at San Diego State	W	2-1
Mar. 14	Nebraska	L	0-3
Mar. 15	Iowa State	W	4-0
Mar. 16	Iowa State	W	6-0
Mar. 16	Syracuse	W	3-2
Mar. 17	Bethune-Cookman	W	3-2
Mar. 17	Troy	W	11-0
Mar. 20	Connecticut	W	8-0
Mar. 20	Connecticut	W	3-0
Mar. 28	Florida A&M	W	7-0
Mar. 31	at Georgia Tech*	W	7-0
Mar. 31	at Georgia Tech*	L	1-2
Apr. 1	at Georgia State	W	9-1
Apr. 1	at Georgia State	W	10-0
Apr. 6	at North Carolina*	W	2-0
Apr. 7	at North Carolina*	W	5-0
Apr. 7	vs. Florida Atlantic	W	5-4
Apr. 7	vs. East Carolina	W	2-0
Apr. 8	at North Carolina	L	2-3
Apr. 11	at Florida A&M	W	6-0
Apr. 14	at Jacksonville State	W	4-1
Apr. 14	at Jacksonville State	W	12-2
Apr. 17	Florida A&M	W	12-0
Apr. 18	at Florida	W	5-3
Apr. 18	at Florida	W	3-1
Apr. 21	East Carolina	W	9-2
Apr. 21	East Carolina	W	9-0
Apr. 28	Virginia*	W	8-0
Apr. 28	Virginia*	W	10-2
Apr. 30	at Troy	W	1-0
Apr. 30	at Troy	L	1-2
May 5	Maryland*	W	5-0
May 5	Maryland*	W	10-1
ACC Championship			
May 11	vs. Maryland	W	2-1
May 12	vs. North Carolina	L	0-2
May 13	vs. Maryland	W	4-0
May 13	vs. North Carolina	L	1-4
NCAA Tallahassee Regional			
May 17	Bethune-Cookman	W	6-2
May 18	Florida	W	6-2
May 19	California	L	0-1
May 19	Florida Atlantic	W	2-0
May 20	California	W	2-1
May 20	California	L	2-3

YEAR-BY-YEAR RESULTS

2002 • (55-20, 6-0 ACC)

College World Series
NCAA Semifinalist

Date	Opponent	Result	Score
Feb. 3	Georgia Southern	W	7-0
Feb. 3	Georgia Southern	W	4-0
Feb. 5	at Mercer	W	2-0
Feb. 5	at Mercer	W	2-1
Feb. 8	Florida Atlantic	L	2-4
Feb. 8	Washington	L	4-6
Feb. 9	South Carolina	L	0-4
Feb. 9	Louisville	W	4-1
Feb. 15	Georgia	L	2-3
Feb. 15	Syracuse	W	6-3
Feb. 16	Penn St	W	4-0
Feb. 16	Maryland	W	2-1
Feb. 17	St. Johns	W	8-3
Feb. 22	vs. Texas Tech	L	1-4
Feb. 22	at New Mexico St.	W	5-0
Feb. 23	vs. Dayton	W	5-0
Feb. 23	at New Mexico St.	W	1-0
Feb. 24	vs. Dayton	W	12-0
Feb. 24	vs. Texas Tech	L	7-8
Feb. 27	at Florida A&M	W	7-3
Mar. 1	Kansas	W	5-4
Mar. 3	Texas	W	1-0
Mar. 3	Mississippi St.	L	0-2
Mar. 6	Pittsburgh	W	7-0
Mar. 8	Middle Tenn St.	W	2-1
Mar. 8	Iowa St	W	7-0
Mar. 9	Auburn	W	5-4
Mar. 9	Michigan	L	0-1
Mar. 9	Massachusetts	L	2-3
Mar. 11	Southern Illinois	W	2-1
Mar. 14	vs. Oklahoma	W	1-0
Mar. 14	vs. Rutgers	W	5-1
Mar. 15	at CS-Fullerton	L	1-8
Mar. 15	vs. Depaul	W	11-5
Mar. 16	vs. Washington	W	3-2
Mar. 17	vs. Texas	L	2-4
Mar. 20	Maine	W	6-2
Mar. 20	Maine	W	1-0
Mar. 22	vs. Campbell	W	8-0
Mar. 22	vs. UNC-Greensboro	W	3-1
Mar. 23	vs. Princeton	W	5-1
Mar. 23	vs. Ohio St.	L	1-2
Mar. 23	vs. UCF	W	10-2
Mar. 24	vs. Troy	L	2-4
Mar. 28	at Florida A&M	W	2-1
Apr. 6	Florida A&M	W	6-0
Apr. 6	Florida A&M	W	18-3
Apr. 11	UAB	W	9-0
Apr. 11	UAB	W	5-3
Apr. 13	Georgia Tech*	W	7-3
Apr. 13	Georgia Tech*	W	4-2
Apr. 17	Florida	L	1-7
Apr. 17	Florida	W	6-1
Apr. 20	North Carolina*	W	7-6
Apr. 20	North Carolina*	W	9-5
Apr. 28	Jacksonville State	W	3-0
Apr. 28	Jacksonville State	W	6-1
Apr. 30	at Virginia*	W	4-0
Apr. 30	at Virginia*	W	6-3
May 4	Troy	W	7-2
May 4	Troy	W	9-1
May 7	Florida Atlantic	W	3-2
May 7	Florida Atlantic	L	0-5

2003 • (46-11, 8-0 ACC)

ACC Champions
NCAA Regional

Date	Opponent	Result	Score
Feb. 1	at Georgia Southern	W	7-2
Feb. 1	at Georgia Southern	L	1-2
Feb. 4	Auburn	W	8-0
Feb. 4	Auburn	W	3-2 (10)
Feb. 7	Oregon	L	1-3
Feb. 7	Florida A&M	W	13-2
Feb. 8	Georgia	L	4-5(8)
Feb. 8	SE Louisiana	W	4-1
Feb. 14	Middle Tenn. St.	W	11-0
Feb. 14	Iowa State	W	3-1
Feb. 15	Middle Tenn. St.	W	6-3
Feb. 15	Iowa State	W	6-2
Feb. 18	at Florida A&M	W	5-0
Feb. 22	vs. Pacific	W	8-1
Feb. 22	vs. Oregon State	L	0-2
Feb. 23	vs. UMass	L	1-2
Feb. 26	Mercer	W	11-0
Feb. 28	Mississippi State	L	1-3
Mar. 2	Syracuse	W	6-1
Mar. 2	Pittsburgh	W	7-1
Mar. 5	at Troy	W	8-3
Mar. 5	at Troy	W	7-1
Mar. 7	Rutgers	W	6-0
Mar. 8	Winthrop	W	1-0
Mar. 8	Penn State	L	3-4 (11)
Mar. 12	vs. Long Beach State	W	4-0
Mar. 13	vs. Arizona	L	0-2
Mar. 14	vs. Louisiana	L	0-3
Mar. 22	vs. Princeton	W	5-1
Mar. 22	vs. Boston	W	2-1 (10)
Mar. 22	vs. Middle Tenn. St.	W	5-0
Mar. 23	vs. Georgia	W	4-3 (8)
Mar. 25	Maryland*	W	6-2
Mar. 25	Maryland*	W	3-2(10)
Mar. 27	at Florida A&M	W	9-2
Apr. 4	at Elon	W	6-0
Apr. 4	at Elon	W	6-0
Apr. 5	at North Carolina*	W	1-0
Apr. 5	at North Carolina*	W	4-0
Apr. 9	UCF	W	2-1 (9)
Apr. 9	UCF	W	2-0
Apr. 12	at Furman	W	6-0
Apr. 12	at Furman	W	12-0
Apr. 15	Florida A&M	W	8-0
Apr. 19	Jacksonville	W	9-0
Apr. 19	Jacksonville	W	2-0
Apr. 23	at Florida	W	5-0
Apr. 23	at Florida	W	7-3
Apr. 26	Virginia*	W	5-0
Apr. 26	Virginia*	W	12-1
May 4	at Georgia Tech*	W	4-0
May 4	at Georgia Tech*	W	6-0

2004 • (62-12, 9-1 ACC)

ACC Champions
College World Series

Date	Opponent	Result	Score
Feb. 7	Illinois State	W	11-3
Feb. 7	Louisville	W	8-0
Feb. 8	Minnesota	W	3-0
Feb. 8	Florida A&M	W	9-1
Feb. 11	at Mercer	W	5-1
Feb. 11	at Mercer	W	8-2
Feb. 15	Southern Miss	W	5-1
Feb. 15	Southern Miss	W	9-1
Feb. 17	Georgia Southern	W	8-0
Feb. 17	Georgia Southern	W	4-0
Feb. 20	at Jacksonville	W	3-2
Feb. 20	at Jacksonville	L	1-2
Feb. 22	Florida A&M	W	8-0
Feb. 27	vs. Army	W	10-0
Feb. 27	vs. Texas	W	2-1
Feb. 28	vs. Washington	W	7-1
Feb. 28	vs. Oklahoma	W	3-2
Feb. 29	vs. South Carolina	W	3-1
Feb. 29	vs. LSU	L	3-4
Mar. 5	Penn State	W	8-0
Mar. 5	Rhode Island	W	11-0
Mar. 6	Louisiana	L	0-1
Mar. 6	St. John's	W	7-4
Mar. 7	Connecticut	W	8-0
Mar. 9	Connecticut	W	7-4
Mar. 11	Notre Dame	W	4-3
Mar. 12	Texas A&M	W	8-0
Mar. 12	Robert Morris	W	9-1
Mar. 13	St. Joseph's	W	7-0
Mar. 13	Central Michigan	W	9-0
Mar. 13	St. Joseph's	W	14-0
Mar. 14	Michigan	W	1-0
Mar. 16	Troy	W	11-2
Mar. 16	Troy	W	6-2
Mar. 18	vs. Arizona State	W	1-0
Mar. 18	vs. Nebraska	L	0-1
Mar. 19	vs. UNLV	W	2-1
Mar. 20	vs. Fresno State	W	3-0
Mar. 20	at CS-Fullerton	W	3-0
Mar. 25	FIU	W	5-1
Mar. 25	FIU	W	11-0
Mar. 30	at Florida A&M	W	12-0
Apr. 3	Georgia Tech*	W	4-0
Apr. 3	Georgia Tech*	W	2-1
Apr. 5	at Florida A&M	W	12-0
Apr. 7	Florida	W	2-0
Apr. 10	at UCF	W	2-1
Apr. 10	at UCF	W	3-2
Apr. 14	Florida A&M	W	12-0
Apr. 17	at Virginia*	W	1-0
Apr. 17	at Virginia*	L	4-5
Apr. 18	Maryland*	W	7-0
Apr. 18	Maryland*	W	2-1
Apr. 24	North Carolina*	W	1-0
Apr. 24	North Carolina*	W	5-0
May 1	NC State*	W	8-0
May 1	NC State*	W	4-0
May 3	at Auburn	L	0-1
May 3	at Auburn	W	4-0
May 8	at Michigan	L	1-2
May 8	at Michigan	L	0-1
May 10	at Eastern Michigan	W	2-0
May 10	at Eastern Michigan	L	5-6

2005 • (35-28, 11-6 ACC)

NCAA Regional

Date	Opponent	Result	Score
Feb. 9	at Florida A&M	W	5-2
Feb. 9	at Florida A&M	L	7-10
Feb. 11	Missouri	L	2-3 (9)
Feb. 11	Nicholls State	W	2-0
Feb. 12	Nicholls State	W	7-3
Feb. 12	Missouri	L	3-6
Feb. 15	at Georgia Southern	L	0-1
Feb. 15	at Georgia Southern	W	3-0
Feb. 18	South Carolina	W	4-2
Feb. 18	Syracuse	W	5-4 (8)
Feb. 19	SE Louisiana	W	6-0
Feb. 19	Syracuse	L	1-2
Feb. 25	vs. Lehigh	W	5-1
Feb. 25	vs. Michigan State	W	4-1
Feb. 26	vs. Oklahoma	L	0-3
Feb. 26	vs. Fresno State	W	2-0
Mar. 2	Maine	W	1-0
Mar. 2	Maine	W	5-2
Mar. 4	at North Carolina*	W	2-0
Mar. 4	at North Carolina*	W	6-3
Mar. 5	at North Carolina*	L	2-3
Mar. 7	at NC State*	W	5-2
Mar. 7	at NC State*	L	1-2
Mar. 11	Iowa State	W	1-0
Mar. 11	Saint Joseph's	W	4-0
Mar. 12	Radford	W	4-0
Mar. 12	Eastern Kentucky	W	13-5
Mar. 13	Southern Illinois	L	0-4
Mar. 17	vs. Texas	L	2-7
Mar. 17	vs. Long Beach State	W	5-1
Mar. 18	vs. Arizona	L	0-6
Mar. 19	vs. Syracuse	L	3-4
Mar. 26	at Georgia Tech*	L	0-2
Mar. 26	at Georgia Tech*	L	1-3
Mar. 27	at Georgia Tech*	L	0-5
Mar. 30	Jacksonville	L	2-5
Mar. 30	Jacksonville	W	11-0
Apr. 2	Virginia Tech*	W	4-2
Apr. 2	Virginia Tech*	W	3-2
Apr. 3	Virginia Tech*	W	5-2
Apr. 13	UCF	L	1-2
Apr. 13	UCF	W	1-0
Apr. 16	Maryland*	W	1-0
Apr. 16	Maryland*	L	2-7
Apr. 17	Maryland*	W	2-0
Apr. 18	Florida A&M	W	4-1
Apr. 20	Florida A&M	W	5-1
Apr. 23	Virginia*	W	5-3
Apr. 23	Virginia*	W	4-0
Apr. 24	Virginia*	W	3-2
May 1	at Troy	L	3-5
May 1	at Troy	L	1-3
May 3	at Florida	L	4-7
May 3	at Florida	L	0-2
May 6	at BYU	W	12-3
May 6	at BYU	L	2-5
May 7	at Utah	L	5-8

ACC Championship			
May 10	North Carolina	W	3-2
May 11	Georgia Tech	L	0-2
May 11	North Carolina	L	2-5

NCAA Tallahassee Regional			
May 16	Auburn	W	2-1
May 17	Georgia Tech	L	0-7
May 19	UT-Chattanooga	W	1-0
May 19	Georgia Tech	W	3-2
May 19	Georgia Tech	W	6-1

College World Series			
May 23	vs. UCLA	W	2-1
May 24	vs. California	L	0-1
May 25	vs. Nebraska	W	4-3
May 26	vs. Arizona	L	2-6

ACC Championship			
May 9	Virginia	W	10-1
May 10	Georgia Tech	W	5-3
May 11	Virginia	W	10-2

NCAA Gainesville Regional			
May 15	vs. Texas-Arlington	L	0-1
May 16	vs. Oregon State	L	1-2

ACC Championship			
May 14	at Georgia Tech	W	3-2
May 15	at North Carolina	W	8-0
May 16	at Georgia Tech	W	3-1

NCAA Tallahassee Regional			
May 20	vs. Long Island	W	4-0
May 21	vs. CS-Northridge	W	1-0
May 22	vs. Oregon	W	5-4
May 23	vs. Oregon	L	0-1
May 23	vs. Oregon	W	2-0

College World Series			
May 27	vs. California	L	2-4
May 29	vs. Washington	W	2-0
May 30	vs. LSU	L	1-2

ACC Championship			
May 12	vs. Virginia Tech	L	2-3
May 13	at Maryland	L	0-2

NCAA Auburn Regional			
May 20	at Auburn	W	5-0
May 21	vs. Baylor	L	5-9
May 22	at Auburn	W	2-0
May 27	vs. Baylor	L	3-5



YEAR-BY-YEAR RESULTS

2006 • (44-30, 10-10 ACC)
NCAA Super Regional

Date	Opponent	Result	Score
Feb. 10	Louisville	L	3-12
Feb. 10	Samford	W	7-2
Feb. 11	Nicholls State	W	11-3
Feb. 14	Georgia Southern	W	3-2
Feb. 14	Georgia Southern	W	10-2
Feb. 17	South Carolina	W	4-3
Feb. 17	Iowa State	W	5-0
Feb. 18	South Carolina	L	2-4
Feb. 18	Iowa State	W	9-1
Feb. 22	at Jacksonville	W	8-1
Feb. 22	at Jacksonville	L	1-2
Feb. 24	vs. Louisiana	L	0-14
Feb. 24	vs. Tennessee	L	0-1
Feb. 28	at Florida A&M	W	5-2
Mar. 2	Michigan	L	0-9
Mar. 3	Michigan	L	3-6
Mar. 3	Western Michigan	W	2-1
Mar. 4	Maryland	W	6-5
Mar. 4	Michigan	L	0-5
Mar. 7	Connecticut	W	8-2
Mar. 7	Connecticut	W	1-0
Mar. 10	Connecticut	W	5-2(9)
Mar. 10	Kent State	L	2-4
Mar. 11	Western Illinois	W	11-6
Mar. 11	Georgia State	W	5-2
Mar. 12	Florida A&M	W	5-3
Mar. 12	St. John's	W	7-2
Mar. 13	North Carolina*	W	2-1
Mar. 14	North Carolina*	L	3-5
Mar. 14	North Carolina*	L	1-3
Mar. 16	at CS-Fullerton	L	1-6
Mar. 16	vs. Arizona State	W	1-0 (10)
Mar. 17	vs. Notre Dame	L	0-1
Mar. 18	vs. Michigan	L	3-11
Mar. 23	FIU	W	3-1
Mar. 23	FIU	W	8-0
Mar. 25	Boston College*	L	5-7
Mar. 25	Boston College*	W	8-0
Mar. 26	Boston College*	W	7-5
Mar. 29	Florida A&M	W	9-3
Mar. 30	Auburn	L	2-7
Apr. 1	Georgia Tech*	W	9-1
Apr. 1	Georgia Tech*	L	3-8
Apr. 2	Georgia Tech*	W	7-4
Apr. 3	at Florida A&M	L	0-4
Apr. 5	Florida	W	4-0
Apr. 5	Florida	W	6-5 (8)
Apr. 9	at Virginia*	L	0-1
Apr. 9	at Virginia*	W	8-5
Apr. 12	Florida A&M	W	9-3
Apr. 15	NC State*	L	0-2
Apr. 15	NC State*	L	5-6
Apr. 16	NC State*	W	2-0
Apr. 18	Troy	W	4-3
Apr. 18	Troy	L	2-4
Apr. 21	at Virginia Tech*	L	0-2
Apr. 22	at Virginia Tech*	L	2-10
Apr. 22	at Virginia Tech*	W	9-6
May 2	at UCF	W	2-0
May 2	at UCF	W	8-2
May 6	at Maryland*	L	4-6
May 6	at Maryland*	W	4-1
May 7	at Maryland*	W	8-4
ACC Championship			
May 11	Georgia Tech	W	10-1
May 12	NC State	W	6-0
May 13	Georgia Tech	L	3-4
May 13	Georgia Tech	W	7-4
May 14	NC State	L	1-4
NCAA Athens Regional			
May 19	vs. Coastal Carolina	W	7-1
May 20	at Georgia	W	3-2
May 21	at Georgia	L	1-3
May 21	at Georgia	W	2-0
NCAA Tempe Super Regional			
May 26	at Arizona State	L	1-6
May 27	at Arizona State	L	5-1

2007 • (44-25, 13-7 ACC)
NCAA Regional

Date	Opponent	Result	Score
Feb. 9	Samford	W	13-5
Feb. 9	Florida A&M	W	5-0
Feb. 10	Radford	W	2-1
Feb. 10	Samford	W	8-0
Feb. 13	at Georgia Southern	W	11-2
Feb. 16	Jacksonville	W	10-2
Feb. 16	Kansas	L	0-1
Feb. 17	South Carolina	W	8-3
Feb. 17	Memphis	W	8-0
Feb. 23	vs. Nebraska	W	2-1(9)
Feb. 23	vs. Mississippi State	W	4-2
Feb. 24	vs. Tennessee Tech	W	9-8(8)
Feb. 24	vs. Seton Hall	W	4-2
Feb. 25	Southern Illinois	L	1-4
Feb. 28	Michigan	L	3-4
Feb. 28	Michigan	L	2-3
Mar. 3	at NC State*	L	3-6
Mar. 3	at NC State*	W	4-0
Mar. 4	at NC State*	L	2-4
Mar. 9	Syracuse	W	8-0
Mar. 9	Georgia State	W	6-2
Mar. 10	Appalachian State	W	4-2
Mar. 10	Maine	W	9-1
Mar. 10	Florida A&M	W	9-4
Mar. 11	Southern Illinois	W	6-0
Mar. 11	Georgia	L	1-2
Mar. 13	Southern Miss	W	2-0
Mar. 13	Southern Miss	W	6-1
Mar. 15	vs. Washington	W	3-1
Mar. 15	vs. CS-Northridge	L	3-4
Mar. 16	vs. Michigan	L	2-4
Mar. 17	vs. NC State*	L	2-3
Mar. 17	at CS-Fullerton	L	3-4
Mar. 21	at Florida A&M	W	8-0
Mar. 24	Virginia Tech*	L	0-1
Mar. 24	Virginia Tech*	W	10-2
Mar. 25	Virginia Tech*	L	0-1
Mar. 28	UCF	L	0-1(12)
Mar. 28	UCF	W	8-3
Mar. 31	Maryland*	W	4-2(14)
Mar. 31	Maryland*	W	6-0
Apr. 1	Maryland*	W	8-0
Apr. 4	at Florida	L	1-5
Apr. 4	at Florida	L	3-4
Apr. 7	at Georgia Tech*	W	8-0
Apr. 7	at Georgia Tech*	L	1-9(8)
Apr. 8	at Georgia Tech*	L	6-7
Apr. 11	Florida A&M	W	9-1
Apr. 14	at Boston College*	W	9-0
Apr. 14	at Boston College*	W	6-3
Apr. 17	Jacksonville	W	8-0
Apr. 17	Jacksonville	W	3-0
Apr. 21	Virginia*	W	8-2
Apr. 21	Virginia*	W	4-2
Apr. 22	Virginia*	W	8-0
Apr. 28	at North Carolina*	L	3-4
Apr. 28	at North Carolina*	W	3-2
Apr. 29	at North Carolina*	W	6-3
May 2	at Troy	W	5-3
May 2	at Troy	W	4-2
May 3	North Florida	W	5-0
May 3	North Florida	W	2-1
May 6	at Auburn	L	2-7
ACC Championship			
May 10	vs. North Carolina	W	8-0
May 11	vs. Virginia Tech	L	0-4
May 11	vs. Maryland	W	7-4
May 12	vs. Georgia Tech	L	3-6
NCAA Tuscaloosa Regional			
May 18	vs. California	L	6-13
May 19	at Alabama	L	3-6

2008 • (38-28, 12-9 ACC)
NCAA Regional

Date	Opponent	Result	Score
Feb. 8	Southern Miss	W	11-3
Feb. 8	Louisville	L	3-4
Feb. 9	Troy	L	1-3
Feb. 9	Louisville	W	6-4
Feb. 13	at Florida A&M	W	9-1
Feb. 15	Jacksonville	L	2-5
Feb. 16	Bethune-Cookman	W	14-3
Feb. 17	Michigan State	L	2-3
Feb. 17	UAB	W	4-1
Feb. 19	at Jacksonville	W	10-0
Feb. 19	at Jacksonville	W	3-1
Feb. 23	North Carolina*	W	2-0
Feb. 23	North Carolina*	L	1-5
Feb. 24	North Carolina*	L	4-7
Feb. 27	Troy	L	0-3
Feb. 27	Troy	W	3-2
Feb. 29	vs. Massachusetts	W	6-0
Feb. 29	vs. Hofstra	W	1-0
Mar. 1	vs. Tennessee	L	5-8
Mar. 1	vs. Texas A&M	L	0-7
Mar. 2	vs. Iowa	W	2-0
Mar. 8	Appalachian State	W	2-0
Mar. 8	Connecticut	W	7-0
Mar. 9	Georgia State	W	1-0
Mar. 9	Georgia State	W	3-0
Mar. 11	Connecticut	W	2-1
Mar. 11	Connecticut	W	2-1
Mar. 14	at Virginia*	W	9-1
Mar. 14	at Virginia*	W	8-3
Mar. 15	at Virginia*	W	5-1
Mar. 18	Lipscomb	W	5-1
Mar. 18	Lipscomb	W	11-3
Mar. 20	vs. Arizona State	W	3-2
Mar. 20	vs. Long Beach State	L	2-6
Mar. 21	vs. Arizona	L	2-13
Mar. 21	vs. Washington	L	3-4
Mar. 22	at CS-Fullerton	W	4-1
Mar. 26	Georgia Southern	W	8-0
Mar. 26	Georgia Southern	W	4-3
Mar. 29	Boston College*	W	1-0
Mar. 29	Boston College*	L	1-6
Mar. 30	Boston College*	W	6-0
Apr. 2	Florida A&M	W	18-0
Apr. 5	at Maryland*	L	1-3
Apr. 5	at Maryland*	W	3-0
Apr. 6	at Maryland*	L	3-4
Apr. 9	at UCF	L	0-2
Apr. 9	at UCF	L	1-4
Apr. 12	Georgia Tech*	L	2-5
Apr. 12	Georgia Tech*	W	10-2
Apr. 13	Georgia Tech*	L	2-6
Apr. 16	Florida	L	1-6
Apr. 16	Florida	L	4-14
Apr. 18	Virginia Tech*	L	0-3
Apr. 19	Virginia Tech*	L	1-3
Apr. 19	Virginia Tech*	W	2-0
Apr. 26	NC State*	W	1-0
Apr. 26	NC State*	W	4-3
Apr. 27	NC State*	W	10-1
Apr. 30	at Michigan	L	2-6
Apr. 30	at Michigan	L	4-8
ACC Championship			
May 8	vs. Boston College	W	5-1
May 10	vs. Virginia Tech	L	0-2
NCAA Tuscaloosa Regional			
May 15	vs. Jacksonville State	L	3-4
May 16	vs. UT-Chattanooga	W	5-3
May 16	vs. Jacksonville State	L	1-10

2009 • (44-16, 17-4 ACC)
NCAA Regional

Date	Opponent	Result	Score
Feb. 6	vs. Iowa	W	6-0
Feb. 6	at Texas	L	2-3
Feb. 7	vs. Stephen F. Austin	W	4-3
Feb. 7	vs. Stephen F. Austin	W	10-5
Feb. 8	at Texas	W	6-4
Feb. 11	Florida A&M	W	5-0
Feb. 13	Appalachian State	W	6-0
Feb. 14	Miami (OH)	W	10-2
Feb. 15	Purdue	W	8-0
Feb. 15	Mississippi State	L	5-4
Feb. 18	South Alabama	W	6-1
Feb. 21	East Carolina	L	2-1
Feb. 21	Indiana	W	7-0
Feb. 22	UC-Riverside	W	13-2
Feb. 22	Michigan	W	6-5
Feb. 24	Michigan	L	0-1
Mar. 5	Bethune-Cookman	W	3-2
Mar. 6	Troy	W	2-0
Mar. 6	Liberty	W	11-3
Mar. 7	Middle Tenn. St.	W	6-1
Mar. 9	at North Carolina*	L	0-1
Mar. 10	at North Carolina*	W	6-2
Mar. 10	at North Carolina*	W	4-1
Mar. 12	vs. Washington	L	1-4
Mar. 12	vs. Oklahoma	L	1-3
Mar. 13	vs. Fresno State	L	0-1
Mar. 14	vs. Bowling Green	W	3-0
Mar. 15	vs. Texas	W	2-0
Mar. 18	Jacksonville	W	4-0
Mar. 18	Jacksonville	W	10-0
Mar. 23	at North Florida	W	7-0
Mar. 23	at North Florida	L	3-5
Mar. 24	at Florida A&M	W	5-1
Mar. 28	at Georgia Tech*	L	3-8
Mar. 28	at Georgia Tech*	L	0-3
Mar. 29	at Georgia Tech*	W	5-4
Apr. 4	Virginia Tech*	W	6-0
Apr. 4	Virginia Tech*	W	3-2
Apr. 5	Virginia Tech*	L	0-2
Apr. 7	Troy	W	8-0
Apr. 7	Troy	W	1-0
Apr. 8	at Florida	L	3-4
Apr. 11	Maryland*	W	1-0
Apr. 11	Maryland*	W	8-0
Apr. 12	Maryland*	W	1-0
Apr. 18	at NC State*	W	10-1
Apr. 18	at NC State*	W	1-0
Apr. 19	at NC State*	W	1-0
Apr. 25	Virginia*	W	3-1
Apr. 25	Virginia*	W	12-4
Apr. 26	Virginia*	W	5-1
May 2	at Boston College*	W	2-0
May 2	at Boston College*	W	1-0
May 3	at Boston College*	W	4-0
ACC Championship			
May 8	vs. Boston College	W	2-0
May 9	vs. North Carolina	W	4-1
May 10	vs. Georgia Tech	L	1-3
NCAA Tallahassee Regional			
May 15	vs. Oklahoma State	L	0-1
May 16	vs. Mississippi State	W	5-0
May 16	vs. Oklahoma State	L	0-1

YEAR-BY-YEAR RESULTS

2010 • (44-18, 12-9 ACC)
NCAA Regional

Date	Opponent	Result	Score
Feb. 11	Southern Miss	L	1-2
Feb. 13	Bowling Green	W	9-0
Feb. 13	Iona	W	9-1
Feb. 14	Mercer	W	2-1
Feb. 14	Bowling Green	W	8-1
Feb. 17	at Florida A&M	W	9-2
Feb. 19	Coastal Carolina	W	4-0
Feb. 20	South Dakota State	W	12-0
Feb. 20	Gardner-Webb	W	7-0
Feb. 20	Gardner-Webb	W	5-0
Feb. 21	South Dakota State	W	6-0
Feb. 24	at Jacksonville	W	8-0
Feb. 26	vs. Illinois	L	3-4
Feb. 26	vs. Southern Illinois	W	9-1
Feb. 27	vs. Miss. Valley State	W	8-3
Feb. 27	vs. Hofstra	W	8-0
Feb. 28	vs. Kent State	W	6-0
Mar. 5	vs. Eastern Michigan	W	8-0
Mar. 5	at Florida Atlantic	W	6-3
Mar. 6	vs. Connecticut	W	5-4
Mar. 6	vs. Michigan State	W	3-1
Mar. 7	vs. Miami (OH)	W	4-0
Mar. 9	vs. Michigan State	W	7-0
Mar. 13	North Carolina*	L	0-5
Mar. 13	North Carolina*	W	2-1
Mar. 14	North Carolina*	L	4-5
Mar. 16	FIU	W	8-3
Mar. 16	FIU	W	7-2
Mar. 18	Auburn	L	0-1
Mar. 19	vs. Texas Tech	L	1-2
Mar. 20	vs. Long Island	W	6-0
Mar. 20	vs. Northern Illinois	W	7-1
Mar. 21	vs. Syracuse	W	3-0
Mar. 24	at Georgia	W	4-3
Mar. 27	Boston College*	W	4-0
Mar. 27	Boston College*	W	6-0
Mar. 28	Boston College*	W	11-3
Apr. 3	at Maryland*	W	2-0
Apr. 3	at Maryland*	W	3-2
Apr. 4	at Maryland*	L	2-6
Apr. 7	at UCF	W	8-1
Apr. 10	NC State*	W	4-2
Apr. 10	NC State*	W	5-0
Apr. 11	NC State*	L	1-3
Apr. 14	Florida	L	4-8
Apr. 14	Florida	L	2-9
Apr. 17	at Virginia Tech*	L	7-8
Apr. 17	at Virginia Tech*	L	4-5
Apr. 18	at Virginia Tech*	W	3-1
Apr. 21	at South Alabama	W	2-0
Apr. 24	Georgia Tech*	L	1-14
Apr. 24	Georgia Tech*	W	6-2
Apr. 25	Georgia Tech*	L	2-5
May 1	at Virginia*	L	1-2
May 1	at Virginia*	W	9-6
May 2	at Virginia*	W	2-1
ACC Championship			
May 14	vs. Maryland	W	3-0
May 15	at Virginia Tech	W	5-3
May 16	vs. Georgia Tech	L	4-8
NCAA Athens Regional			
May 21	vs. Radford	W	10-1
May 22	at Georgia	L	2-5
May 22	vs. Radford	L	2-3

2011 • (32-28, 9-11 ACC)
ACC Champions
NCAA Regional

Date	Opponent	Result	Score
Feb. 11	UNC-Greensboro	L	0-1
Feb. 11	St. John's	L	5-11
Feb. 12	Hofstra	W	5-1
Feb. 12	UNC-Greensboro	W	13-3
Feb. 13	Hofstra	L	0-2
Feb. 15	Florida A&M	W	8-5
Feb. 18	Georgia Southern	W	6-4
Feb. 18	Middle Tennessee	W	10-3
Feb. 19	Kentucky	W	2-0
Feb. 19	Middle Tennessee	W	11-1
Feb. 20	Kentucky	L	2-7
Feb. 24	vs. BYU	W	6-4
Feb. 24	vs. Oregon State	L	5-6
Feb. 25	vs. Northwestern	L	0-3
Feb. 26	vs. Long Beach State	W	4-1
Feb. 26	vs. San Diego State	L	2-10
Mar. 5	Wisconsin	W	7-1
Mar. 5	Utah	L	4-5
Mar. 6	Utah	W	7-3
Mar. 6	Wisconsin	W	9-0
Mar. 8	at Auburn	L	3-5
Mar. 11	vs. Mississippi State	L	8-9
Mar. 12	at Alabama	L	0-8
Mar. 12	vs. Mississippi State	L	7-8
Mar. 13	at Alabama	L	2-9
Mar. 16	South Alabama	W	6-0
Mar. 19	at NC State*	W	3-2
Mar. 19	at NC State*	L	2-4
Mar. 20	at NC State*	W	7-2
Mar. 23	at Florida A&M	W	9-2
Mar. 26	at North Carolina*	L	0-1
Mar. 26	at North Carolina*	L	2-3
Mar. 27	at North Carolina*	L	0-4
Apr. 2	Virginia Tech*	W	1-0
Apr. 2	Virginia Tech*	L	1-2
Apr. 3	Virginia Tech*	L	3-4
Apr. 6	at UCF	L	1-2
Apr. 9	Virginia*	W	8-0
Apr. 9	Virginia*	L	1-2
Apr. 10	Virginia*	W	6-1
Apr. 12	Mercer	W	5-4
Apr. 12	Mercer	W	3-0
Apr. 13	North Florida	W	9-7
Apr. 13	North Florida	W	6-1
Apr. 16	at Boston College*	W	7-1
Apr. 16	at Boston College*	W	11-4
Apr. 23	Maryland*	L	0-1
Apr. 23	Maryland*	L	4-7
Apr. 24	Maryland*	W	5-0
May 4	at Florida	L	0-1
May 7	at Georgia Tech*	L	3-11
May 7	at Georgia Tech*	L	2-7
May 8	at Georgia Tech*	W	9-4

ACC Championship			
May 13	vs. Virginia Tech	W	9-2
May 14	vs. Virginia	W	12-5
May 15	vs. North Carolina	W	4-1

NCAA Athens Regional			
May 20	vs. UAB	L	0-2
May 21	vs. Georgia State	W	6-1
May 21	vs. UAB	W	13-1
May 22	at Georgia	L	2-10

2012 • (47-16, 16-5 ACC)
NCAA Regional

Date	Opponent	Result	Score
Feb. 10	Stephen F. Austin	W	4-3 (8)
Feb. 10	Mississippi	W	10-6
Feb. 11	Tennessee Tech	W	5-2
Feb. 11	Tennessee Tech	W	8-0
Feb. 12	Mississippi	W	8-0
Feb. 17	Western Carolina	W	9-1
Feb. 18	Coastal Carolina	W	6-1
Feb. 18	North Dakota State	W	2-1
Feb. 19	Mercer	W	3-0
Feb. 22	UCF	W	6-2(9)
Feb. 24	vs. St. John's	W	5-1
Feb. 24	vs. Wisconsin	W	6-2
Feb. 25	vs. Southern Illinois	W	2-0
Feb. 25	vs. Marshall	W	4-1
Feb. 26	vs. Wisconsin	W	2-1
Mar. 2	vs. UC Santa Barbara	W	5-1
Mar. 3	vs. Radford	L	2-3
Mar. 3	at Hawaii	L	1-2
Mar. 4	vs. UC Santa Barbara	W	13-4
Mar. 4	at Hawaii	L	0-1
Mar. 10	NC State*	W	7-1
Mar. 10	NC State*	W	8-0
Mar. 11	NC State*	W	6-0
Mar. 13	UT-Chattanooga	W	1-0
Mar. 17	vs. Northwestern	W	1-0
Mar. 17	vs. Fairfield	W	2-0
Mar. 18	vs. Rutgers	L	0-1
Mar. 18	at USF	L	1-2
Mar. 20	Jacksonville	W	6-0
Mar. 20	Jacksonville	W	7-1
Mar. 21	at Florida A&M	W	10-1
Mar. 24	at Virginia*	W	5-0
Mar. 24	at Virginia*	W	2-0
Mar. 25	at Virginia*	W	3-1
Mar. 29	Florida Gulf Coast	W	5-0
Mar. 29	Florida Gulf Coast	W	7-1
Apr. 1	North Carolina*	W	8-3
Apr. 1	North Carolina*	L	2-4
Apr. 2	North Carolina*	W	3-1
Apr. 4	Florida	L	1-9
Apr. 6	at Virginia Tech*	L	5-11
Apr. 7	at Virginia Tech*	W	7-3
Apr. 7	at Virginia Tech*	W	3-1
Apr. 10	Florida A&M	W	5-3
Apr. 12	South Alabama	L	1-3
Apr. 15	Georgia Tech*	L	4-5
Apr. 15	Georgia Tech*	W	7-6
Apr. 16	Georgia Tech*	W	4-3
Apr. 18	at LSU	W	8-1
Apr. 19	at Troy	L	3-4
Apr. 21	Boston College*	W	12-4
Apr. 22	Boston College*	W	2-0
Apr. 22	Boston College*	W	5-0
May 1	at North Florida	W	8-1
May 1	at North Florida	W	5-0
May 5	at Maryland*	W	4-3
May 5	at Maryland*	L	1-4
May 6	at Maryland*	L	3-4 (10)
ACC Championship			
May 10	vs. NC State	W	6-2
May 11	vs. Georgia Tech	L	1-9
NCAA Los Angeles Regional			
May 18	vs. San Diego State	L	0-1
May 19	vs. UCLA	W	2-1
May 19	vs. San Diego State	L	0-1

2013 • (44-19, 18-2 ACC)
NCAA Super Regional

Date	Opponent	Result	Score
Feb. 8	Florida A&M	W	4-0
Feb. 9	North Florida	W	3-1
Feb. 10	Bethune-Cookman	W	20-0
Feb. 10	Jacksonville	W	8-0
Feb. 15	Tulsa	L	2-3(8)
Feb. 15	Arkansas	W	9-1
Feb. 16	Hofstra	W	9-1
Feb. 16	Hofstra	W	4-0
Feb. 17	Tulsa	L	1-4
Feb. 20	at UCF	W	10-3
Feb. 22	vs. LIU Brooklyn	W	15-1
Feb. 22	vs. Washington	L	0-2
Feb. 23	vs. Oklahoma	L	0-6
Feb. 24	vs. Nebraska	L	0-2
Feb. 24	vs. Stanford	L	1-3
Feb. 28	Troy	W	12-6
Mar. 1	Southern Miss	L	1-2
Mar. 1	Troy	L	3-6
Mar. 2	Appalachian State	W	8-7
Mar. 2	Appalachian State	W	3-0
Mar. 3	Troy	W	8-0
Mar. 9	at NC State*	W	4-0
Mar. 9	at NC State*	W	11-2
Mar. 10	at NC State	W	2-0
Mar. 12	FIU	W	11-2
Mar. 12	FIU	W	7-4
Mar. 13	Tennessee State	W	8-0
Mar. 15	Minnesota	L	2-3
Mar. 16	Georgia Southern	W	4-0
Mar. 17	Minnesota	W	4-3
Mar. 17	Georgia Southern	W	12-3
Mar. 19	at Auburn	W	6-3
Mar. 22	North Carolina*	L	4-5
Mar. 24	North Carolina*	W	9-1
Mar. 24	North Carolina*	W	3-1
Mar. 27	at Florida	L	3-7(8)
Mar. 30	at Maryland*	L	4-5
Mar. 30	at Maryland*	W	13-1
Mar. 31	at Maryland*	W	14-9
Apr. 3	LSU	L	4-5
Apr. 6	Boston College*	W	10-0
Apr. 6	Boston College*	W	4-0
Apr. 7	Boston College*	W	7-3
Apr. 10	at South Alabama	L	0-4
Apr. 14	Virginia*	W	3-2(8)
Apr. 14	Virginia*	W	10-2
Apr. 15	Virginia*	W	2-0
Apr. 17	Florida	L	0-8
Apr. 20	at Virginia Tech*	W	4-2
Apr. 20	at Virginia Tech*	W	11-0
Apr. 21	at Virginia Tech*	W	4-3
Apr. 27	at Georgia Tech*	W	4-1(8)
Apr. 27	at Georgia Tech*	W	8-0
ACC Championship			
May 9	vs. Boston College	W	6-0
May 10	vs. North Carolina	W	3-0
May 11	vs. NC State	L	0-1
NCAA Mobile Regional			
May 17	vs. Mississippi State	W	5-2
May 18	vs. South Alabama	W	2-1
May 19	vs. South Alabama	L	0-3
May 19	vs. South Alabama	W	7-6(8)
NCAA Austin Super Regional			
May 25	vs. Texas	L	2-3
May 26	vs. Texas	L	0-4



YEAR-BY-YEAR RESULTS

2014 • (55-9, 24-3 ACC)

ACC Champions
College World Series

Table with columns: Date, Opponent, Result, Score. Rows include games from Feb 7 to Apr 27.

ACC Championship

Table with columns: Date, Opponent, Result, Score. Rows include games from May 8 to May 10.

NCAA Tallahassee Regional

Table with columns: Date, Opponent, Result, Score. Rows include games from May 16 to May 18.

NCAA Tallahassee Super Regional

Table with columns: Date, Opponent, Result, Score. Rows include games from May 22 to May 23.

Women's College World Series

Table with columns: Date, Opponent, Result, Score. Rows include games from May 29 to May 31.

2015 • (49-14, 20-3 ACC)

ACC Champions
NCAA Super Regional

Table with columns: Date, Opponent, Result, Score. Rows include games from Feb 7 to May 3.

ACC Championship

Table with columns: Date, Opponent, Result, Score. Rows include games from May 7 to May 9.

NCAA Tallahassee Regional

Table with columns: Date, Opponent, Result, Score. Rows include games from May 15 to May 17.

NCAA Knoxville Super Regional

Table with columns: Date, Opponent, Result, Score. Rows include games from May 21 to May 22.

2016 • (55-10, 21-2 ACC)

ACC Champions
College World Series
NCAA Semifinalist

Table with columns: Date, Opponent, Result, Score. Rows include games from Feb 12 to May 8.

ACC Championship

Table with columns: Date, Opponent, Result, Score. Rows include games from May 12 to May 14.

NCAA Tallahassee Regional

Table with columns: Date, Opponent, Result, Score. Rows include games from May 20 to May 22.

NCAA Tallahassee Super Regional

Table with columns: Date, Opponent, Result, Score. Rows include games from May 27 to May 28.

Women's College World Series

Table with columns: Date, Opponent, Result, Score. Rows include games from Jun 2 to Jun 5.

2017 • (55-8-1, 24-0 ACC)

ACC Champions
NCAA Super Regional

Table with columns: Date, Opponent, Result, Score. Rows include games from Feb 10 to May 7.

ACC Championship

Table with columns: Date, Opponent, Result, Score. Rows include games from May 11 to May 13.

NCAA Tallahassee Regional

Table with columns: Date, Opponent, Result, Score. Rows include games from May 19 to May 21.

NCAA Tallahassee Super Regional

Table with columns: Date, Opponent, Result, Score. Rows include games from May 26 to May 28.

YEAR-BY-YEAR RESULTS

2018 • (58-12, 21-3 ACC)

ACC Champions
College World Series
NCAA National Champions

Date	Opponent	Result	Score
Feb. 9	vs. Portland State	W	18-1
Feb. 9	at Texas State	W	4-2
Feb. 10	at Texas State	W	8-0
Feb. 10	vs. Portland State	W	11-1
Feb. 14	Florida A&M	W	9-0
Feb. 16	#14 Minnesota	W	3-2
Feb. 17	#14 Minnesota	W	9-3
Feb. 17	#20 Michigan	L	0-1
Feb. 18	#20 Michigan	W	2-0
Feb. 20	McNeese	W	1-6
Feb. 21	at South Alabama	L	1-3
Feb. 21	at South Alabama	W	14-1
Feb. 23	vs. UNI	W	9-0
Feb. 23	at #10 Alabama	L	0-3
Feb. 24	at #10 Alabama	W	3-1
Feb. 24	vs. Georgia State	W	8-0
Mar. 2	Hofstra	L	0-1 (10)
Mar. 2	#6 Oregon	L	0-5
Mar. 3	FGCU	W	6-2
Mar. 3	Hofstra	W	5-0
Mar. 4	#6 Oregon	W	2-1
Mar. 8	vs. Penn	W	12-0
Mar. 10	at North Florida-1	W	13-0
Mar. 10	at North Florida-2	W	9-6
Mar. 16	Virginia Tech	W	2-0
Mar. 17	Virginia Tech	W	8-3
Mar. 18	Virginia Tech	W	6-2
Mar. 21	Troy	W	12-2
Mar. 21	Troy	W	9-1
Mar. 23	Syracuse	W	1-0
Mar. 24	Syracuse	W	6-0
Mar. 25	Syracuse	W	5-4
Mar. 30	at Georgia Tech	W	13-2
Mar. 31	at Georgia Tech	W	4-2
Apr. 1	at Georgia Tech	W	11-3
Apr. 4	#19 Louisiana	W	8-0
Apr. 4	#19 Louisiana	W	7-1
Apr. 6	Pitt	W	2-1
Apr. 6	Pitt	L	0-1 (8)
Apr. 8	Pitt	W	8-0
Apr. 11	#6 Florida	W	4-1
Apr. 13	at Boston College	L	0-1
Apr. 13	at Boston College	W	5-4
Apr. 14	at Boston College	W	5-0
Apr. 21	Louisville	W	4-0
Apr. 22	Louisville	W	8-0
Apr. 23	Louisville	W	3-1
Apr. 25	at #5 Florida	L	1-5
Apr. 27	at Notre Dame	W	9-2
Apr. 28	at Notre Dame	W	11-2
Apr. 29	at Notre Dame	L	1-3
May 4	at NC State	W	9-1
May 5	at NC State	W	5-0
May 6	at NC State	W	3-0

ACC Championship

May 10	vs. Louisville	W	7-4
May 11	vs. Notre Dame	W	6-1
May 12	vs. Pitt	W	5-4

NCAA Tallahassee Regional

May 18	Jacksonville State	W	8-0
May 19	Auburn	W	2-1 (8)
May 20	Jacksonville State	W	10-0

NCAA Tallahassee Super Regional

May 25	#11 LSU	L	5-6
May 26	#11 LSU	W	8-5 (11)
May 26	#11 LSU	W	3-1

Women's College World Series

May 31	vs. #3 UCLA	L	4-7
Jun. 2	vs. #7 Georgia	W	7-2
Jun. 2	vs. #1 Oregon	W	4-1
Jun. 3	vs. #3 UCLA	W	3-1
Jun. 3	vs. #3 UCLA	W	12-6
Jun. 4	vs. #5 Washington	W	1-0
Jun. 5	vs. #5 Washington	W	8-3

2019 • (55-10, 19-5 ACC)

ACC Champions
NCAA Super Regional

Date	Opponent	Result	Score
Feb. 8	UNCW	W	7-2
Feb. 8	Iowa State	W	1-0
Feb. 9	UNCG	W	8-0
Feb. 9	Iowa State	W	5-0
Feb. 10	UNCW	W	10-0
Feb. 15	vs. Ohio State	W	3-1
Feb. 15	vs. #3 Oklahoma	W	7-4
Feb. 16	vs. #8 LSU	W	9-1
Feb. 16	vs. Minnesota	W	17-6
Feb. 17	vs. Florida Atlantic	W	10-5
Feb. 17	vs. #6 Tennessee	W	5-2
Feb. 20	South Alabama	W	4-1
Feb. 22	Elon	W	15-1
Feb. 22	Lipscomb	W	13-0
Feb. 23	Samford	W	13-0
Feb. 23	Lipscomb	W	14-2
Feb. 24	Samford	W	13-1
Mar. 2	vs. Toledo	W	5-4
Mar. 2	vs. Louisiana Tech	W	4-0
Mar. 3	vs. Dartmouth	W	8-4
Mar. 3	at UCF	W	2-1
Mar. 4	at UCF	W	9-3
Mar. 6	at Grand Canyon	L	3-5
Mar. 6	at Grand Canyon	W	11-1
Mar. 8	at #12 Arizona	W	5-3
Mar. 9	at #12 Arizona	L	3-11
Mar. 10	at #12 Arizona	W	4-3
Mar. 15	Notre Dame	W	11-1
Mar. 16	Notre Dame	L	4-7
Mar. 17	Notre Dame	W	5-0
Mar. 19	Florida A&M	W	8-0
Mar. 20	North Florida	W	9-1
Mar. 22	NC State	W	9-0
Mar. 23	NC State	W	8-6
Mar. 24	NC State	W	8-0
Mar. 29	at Virginia	W	11-0
Mar. 30	at Virginia	W	8-2
Mar. 31	at Virginia	W	16-3
Apr. 3	at #8 Florida	W	2-0
Apr. 6	at Louisville-1	L	0-2
Apr. 6	at Louisville-2	W	4-1
Apr. 8	at Louisville	L	9-10
Apr. 15	at North Carolina	L	5-6 (9)
Apr. 15	at North Carolina	L	0-1
Apr. 17	#6 Florida	L	0-4
Apr. 19	Boston College	W	5-0
Apr. 20	Boston College	W	7-0
Apr. 21	Boston College	W	4-0
Apr. 24	Troy	W	4-1
Apr. 26	Duke	W	8-0
Apr. 27	Duke	W	3-2
Apr. 28	Duke	W	8-1
May 3	at Syracuse	W	8-0
May 4	at Syracuse	W	9-1
May 5	at Syracuse	W	14-5

ACC Championship

May 9	vs. Georgia Tech	W	7-0
May 10	vs. Notre Dame	W	2-0
May 11	vs. North Carolina	W	8-0

NCAA Tallahassee Regional

May 17	Bethune-Cookman	W	8-0
May 18	South Florida	W	12-1
May 19	#21 South Carolina	W	7-6

NCAA Tallahassee Super Regional

May 23	#13 Oklahoma State	L	1-3 (9)
May 24	#13 Oklahoma State	W	4-1
May 25	#13 Oklahoma State	L	2-3

2020 • (17-7, 0-0 ACC)

Season cut short due to Covid-19
Pandemic

Date	Opponent	Result	Score
Feb. 7	RV North Carolina	W	2-1 (8)
Feb. 7	#1 Alabama	W	8-7 (8)
Feb. 8	Detroit Mercy	W	22-0 (5)
Feb. 8	#1 Alabama	W	8-0 (5)
Feb. 9	Detroit Mercy	W	12-0 (5)
Feb. 12	Florida A&M	W	10-2 (5)
Feb. 14	vs. #1 Washington	L	0-7
Feb. 14	vs. #13 Minnesota	L	6-7
Feb. 15	vs. #23 Northwestern	L	2-6
Feb. 16	vs. Liberty	W	7-1
Feb. 16	vs. #2 UCLA	L	2-3
Feb. 28	vs. #19 Baylor	L	1-2
Feb. 28	vs. Kent State	W	11-1
Feb. 29	vs. #19 Baylor	W	5-3
Feb. 29	at #21 Arkansas	W	2-1
Mar. 1	vs. Villanova	L	6-9
Mar. 3	Holly Cross	W	8-0 (6)
Mar. 4	at #22 UCF	W	8-3
Mar. 6	at Longwood	W	6-0
Mar. 7	vs. Creighton	W	2-1
Mar. 7	vs. Charleston Southern	W	10-5
Mar. 8	vs. Penn	W	8-0 (6)
Mar. 8	vs. Detroit Mercy	W	16-0 (5)
Mar. 11	at #7 Florida	L	2-5

2021 • (49-13-1, 26-5-1 ACC)

College World Series
NCAA National Runner Up

Date	Opponent	Result	Score
Feb. 12	Memphis	W	9-0 (5)
Feb. 12	#24 Missouri	W	9-2
Feb. 13	Memphis	W	3-2
Feb. 13	#24 Missouri	L	5-9
Feb. 18	Georgia Tech	W	8-1
Feb. 18	Georgia Tech	W	7-3
Feb. 19	Georgia Tech	W	5-4
Feb. 20	#15 Virginia Tech	W	7-1
Feb. 20	#15 Virginia Tech	L	1-9 (5)
Feb. 21	#25 Virginia Tech	L	0-6
Feb. 26	FGCU	W	7-0
Feb. 27	FGCU	W	4-1
Feb. 27	Southwestern Louisiana	W	3-0
Mar. 5	#5 Florida	L	0-5
Mar. 6	#5 Florida	W	7-2
Mar. 11	#2 Arizona	W	4-2
Mar. 12	#2 Arizona	L	0-1
Mar. 13	#2 Arizona	W	2-0
Mar. 20	Kennesaw State	W	11-0 (5)
Mar. 20	Auburn	W	10-1 (5)
Mar. 21	Kennesaw State	W	3-2
Mar. 21	Auburn	L	1-2
Mar. 26	Boston College	W	3-2
Mar. 26	Boston College	W	5-0
Mar. 27	Boston College	W	4-1
Mar. 27	Boston College	W	10-2 (5)
Apr. 2	Notre Dame	W	3-1
Apr. 3	Notre Dame	W	8-0 (6)
Apr. 3	Notre Dame	W	8-0 (5)
Apr. 4	Notre Dame	W	5-0
Apr. 9	Duke	W	5-0
Apr. 10	Duke	W	3-0
Apr. 11	Duke	W	4-3
Apr. 17	Syracuse	W	7-3
Apr. 17	Syracuse	W	9-0 (6)
Apr. 18	Syracuse	W	3-2 (8)
Apr. 18	Syracuse	W	13-1 (5)
Apr. 23	Louisville	W	10-0
Apr. 23	Louisville	L	1-5
Apr. 25	Louisville	W	9-0 (5)
Apr. 25	Louisville	T	0-0 (11)
Apr. 30	NC State	W	2-1
May 1	NC State	W	6-1
May 1	NC State	L	2-5
May 2	NC State	W	4-1
May 7	Pittsburgh	L	5-6
May 8	Pittsburgh	W	5-4
May 9	Pittsburgh	W	14-0 (5)

ACC Championship

May 13	NC State	W	2-0
May 14	#21 Duke	L	3-4

NCAA Tallahassee Regional

May 21	Kennesaw State	W	6-2
May 22	UCF	W	3-0
May 23	UCF	W	2-0

NCAA Baton Rouge Super Regional

May 27	#7 LSU	W	1-0
May 28	#7 LSU	W	4-3 (9)

NCAA Women's College World Series

Jun. 3	#2 UCLA	L	0-4
Jun. 5	#11 Arizona	W	4-3
Jun. 5	#5 Oklahoma State	W	4-2
Jun. 6	#3 Alabama	W	2-0
Jun. 7	#3 Alabama	W	8-5
Jun. 8	#1 Oklahoma	W	8-4
Jun. 9	#1 Oklahoma	L	2-6
Jun. 10	#1 Oklahoma	L	1-5



YEAR-BY-YEAR RESULTS

2022 • (54-7, 19-5 ACC)

ACC Champions

Date	Opponent	Result	Score
Feb. 11	Mercer	W	12-0 (5)
Feb. 11	Kennesaw State	W	4-0
Feb. 12	Loyola Chicago	W	8-2
Feb. 12	Kennesaw State	W	11-0 (5)
Feb. 16	South Alabama	W	4-3
Feb. 17	vs. #15 Tennessee	W	9-3
Feb. 18	vs. #5 Texas	W	9-2
Feb. 19	vs. #16 Michigan	W	2-1
Feb. 20	vs. #20 UCF	W	8-0 (5)
Feb. 20	vs. #2 UCLA	W	4-3 (8)
Feb. 23	Florida A&M	W	8-3
Feb. 25	Hofstra	W	3-0
Feb. 25	Indiana	W	9-0 (5)
Feb. 26	Hofstra	W	10-0 (5)
Feb. 26	Indiana	W	3-1
Mar. 1	at Florida A&M	W	8-1
Mar. 2	Dakland	W	6-5
Mar. 4	Pitt	W	3-0
Mar. 5	Pitt	W	10-0 (5)
Mar. 6	Pitt	L	5-7
Mar. 8	Furman	W	2-0
Mar. 11	at Georgia Tech	W	4-1
Mar. 11	at Georgia Tech	W	6-2
Mar. 13	at Georgia Tech	W	3-2 (12)
Mar. 15	at Lipscomb	W	5-3
Mar. 16	at #3 Alabama	W	6-5
Mar. 19	Boston College	W	4-0
Mar. 20	Boston College	L	0-2 (8)
Mar. 20	Boston College	W	4-0
Mar. 23	at Troy	W	12-0 (5)
Mar. 26	at FIU	W	7-0
Mar. 26	at FIU	W	6-1
Mar. 30	vs. North Florida	W	12-3
Mar. 30	at Jacksonville	W	6-3
April 1	at Virginia	W	9-0
April 2	at Virginia	W	9-0
April 1	at Virginia	W	7-2
April 6	at #7 Florida	W	4-2 (10)
April 8	#5 Virginia Tech	L	3-6 (9)
April 9	#5 Virginia Tech	L	9-23
April 10	#5 Virginia Tech	W	8-6
April 15	at North Carolina	W	2-0
April 16	at North Carolina	L	1-5
April 17	at North Carolina	W	9-2
April 19	Stetson	W	4-1
April 21	#17 Clemson	W	5-4
April 22	#17 Clemson	W	7-6
April 23	#17 Clemson	W	6-0
April 28	#7 Oklahoma State	W	2-1 (9)
April 29	#7 Oklahoma State	W	2-1
May 4	#11 Florida	W	2-1
May 6	at NC State	W	3-1 (8)
May 7	at NC State	W	10-6
May 8	at NC State	W	8-4

ACC Championship

May 12	vs. Virginia	W	5-3
May 13	vs. #12 Duke	W	8-6
May 14	vs. #15 Clemson	W	8-6

NCAA Tallahassee Regional

May 20	Howard	W	8-0 (5)
May 21	USF	W	8-0 (5)
May 22	Mississippi State	L	0-5
May 22	Mississippi State	L	3-4

2023 • (58-11, 22-2 ACC)

ACC Champions

College World Series

NCAA National Runner-Up

Date	Opponent	Result	Score
Feb. 9	Lipscomb	W	3-0
Feb. 9	Lipscomb	W	4-1
Feb. 11	Longwood	L	4-5
Feb. 11	Purdue	W	8-1
Feb. 12	Longwood	W	5-0
Feb. 14	Florida A&M	W	8-0 (5)
Feb. 14	Florida A&M	W	9-1 (6)
Feb. 16	vs. #15 Arizona	W	6-4
Feb. 17	vs. #4 Arkansas	W	9-6
Feb. 18	vs. #2 UCLA	L	4-6
Feb. 19	vs. #22 Louisiana	W	10-2 (6)
Feb. 19	vs. #12 Alabama	L	1-2
Feb. 22	North Florida	W	4-3
Feb. 23	Florida Gulf Coast	W	13-5 (8)
Feb. 24	Lamar	W	4-0
Feb. 24	Florida Gulf Coast	W	7-2
Feb. 25	Lamar	W	11-3 (6)
Feb. 25	Troy	W	2-1
Mar. 3	Massachusetts	W	8-0 (5)
Mar. 3	Colgate	W	9-1 (6)
Mar. 4	Georgia Southern	W	4-0
Mar. 4	Colgate	W	13-2 (5)
Mar. 5	Georgia Southern	W	9-1 (5)
Mar. 10	at #3 Oklahoma State	W	7-5
Mar. 11	at #3 Oklahoma State	L	1-9 (5)
Mar. 12	at #3 Oklahoma State	L	2-3
Mar. 14	at #1 Oklahoma	L	4-5
Mar. 17	Syracuse	W	10-0 (5)
Mar. 18	Syracuse	W	5-1
Mar. 19	Syracuse	W	8-0 (5)
Mar. 24	at #15 Duke	W	4-1
Mar. 25	at #15 Duke	L	1-2
Mar. 26	at #15 Duke	W	7-3 (5,2)
Mar. 31	Georgia Tech	W	6-4
April 1	Georgia Tech	W	8-0 (5)
April 2	Georgia Tech	W	9-1 (6)
April 6	at #4 Clemson	W	7-0
April 6	at #4 Clemson	W	4-1
April 7	at #4 Clemson	W	3-2
April 12	Jacksonville	W	2-0
April 14	Virginia	W	6-1
April 15	Virginia	L	5-6
April 15	Virginia	W	8-0 (6)
April 18	at Stetson	W	7-2
April 20	at #22 Virginia Tech	W	4-1
April 21	at #22 Virginia Tech	W	6-3
April 22	at #22 Virginia Tech	W	16-7 (5)
April 26	#15 Florida	W	5-3
April 28	at Notre Dame	W	5-4 (8)
April 29	at Notre Dame	W	11-2 (5)
April 30	at Notre Dame	W	12-0 (5)
May 3	at #17 Florida	W	8-7
May 5	Louisville	W	6-4
May 6	Louisville	W	6-4 (11)
May 7	Louisville	W	2-1

ACC Championship

May 11	vs. Syracuse	W	4-1
May 12	vs. #22 Virginia Tech	W	9-1 (6)
May 13	vs. #9 Duke	W	2-1

NCAA Tallahassee Regional

May 19	Marist	W	9-0 (5)
May 20	UCF	W	5-1
May 21	South Carolina	L	0-4
May 21	South Carolina	W	1-0

NCAA Tallahassee Super Regional

May 25	#14 Georgia	W	8-1
May 26	#14 Georgia	W	4-2

NCAA Women's College World Series

Jun. 1	#6 Oklahoma State	W	8-0 (6)
Jun. 3	#7 Washington	W	3-1
Jun. 5	#4 Tennessee	W	5-1
Jun. 7	#1 Oklahoma	L	0-5
Jun. 8	#1 Oklahoma	L	1-3

2024 • (46-16, 19-5 ACC)

NCAA Super Regional

Date	Opponent	Result	Score
Feb. 8	Charlotte	L	5-6
Feb. 9	Charlotte	W	11-0 (5)
Feb. 10	Texas Tech	W	9-8
Feb. 10	Florida A&M	W	9-0 (5)
Feb. 11	Florida A*M	W	8-2
Feb. 15	vs. #9 Stanford	W	4-0
Feb. 16	vs. #20 UCLA	L	10-14
Feb. 17	vs. #4 Georgia	L	10-20
Feb. 22	FIU	W	7-3
Feb. 22	FIU	W	9-1 (6)
Feb. 23	Charleston Southern	W	9-2
Feb. 23	Charleston Southern	W	9-1 (6)
Feb. 24	Nicholls	W	5-4
Feb. 24	Nicholls	W	8-0 (5)
Mar. 3	vs. Jacksonville	L	5-6
Mar. 8	vs. Purdue	W	8-3
Mar. 8	at FGCU	L	1-3
Mar. 9	vs. Purdue	W	15-9
Mar. 9	vs. Western Michigan	W	6-2
Mar. 10	at FGCU	W	13-6
Mar. 12	South Dakota State	W	11-5
Mar. 12	South Dakota Stat	W	8-0 (5)
Mar. 13	#15 Alabama	L	1-4
Mar. 15	#4 Duke	L	5-10
Mar. 16	#4 Duke	W	4-2
Mar. 17	#4 Duke	L	5-9 (9)
Mar. 20	#2 Texas	L	0-10 (6)
Mar. 23	at Pitt	W	13-4 (5)
Mar. 24	at Pitt	W	10-0 (5)
Mar. 24	at Pitt	W	17-7 (5)
Mar. 28	NC State	W	8-6
Mar. 29	NC State	W	8-0 (5)
Mar. 30	NC State	W	8-5
Apr. 2	McNeese	W	12-0 (5)
Apr. 3	McNeese	W	8-0 (5)
Apr. 5	at Louisville	L	4-5
Apr. 6	at Louisville	W	8-4
Apr. 7	at Louisville	W	4-3
Apr. 12	Notre Dame	W	6-2
Apr. 13	Notre Dame	W	7-3
Apr. 14	Notre Dame	W	10-2 (6)
Apr. 17	Alabama State	W	10-2 (6)
Apr. 17	Alabama State	W	8-0 (6)
Apr. 19	at Boston College	W	6-0
Apr. 20	at Boston College	W	4-1
Apr. 21	at Boston College	W	10-3
Apr. 24	at #12 Florida	W	12-3 (5)
Apr. 26	North Carolina	W	13-3 (6)
Apr. 27	North Carolina	W	11-3 (6)
Apr. 28	North Carolina	W	2-1
May 1	#9 Florida	L	13-15 (9)
May 3	at Syracuse	L	3-4
May 3	at Syracuse	W	3-2
May 4	at Syracuse	L	5-13 (5)

ACC Championship

May 9	vs. Notre Dame	W	2-0
May 10	vs. Georgia Tech	W	10-2 (5)
May 11	#5 Duke	L	3-6

NCAA Tallahassee Regional

May 17	Chattanooga	W	3-2
May 18	UCF	W	5-1
May 19	Auburn	W	10-4

NCAA Norman Super Regional

May 23	at #2 Oklahoma	L	3-11 (5)
May 24	at #2 Oklahoma	L	2-4

SERIES RECORDS

ACC SERIES RECORDS

BOSTON COLLEGE: (FSU LEADS 49-4)

Home: 24-3, Away: 19-1, Neutral: 6-0, ACC: 41-4

2001	W	1-0	H
	W	5-4	H
2006	L	5-7	H*
	W	8-0 (6)	H*
	W	7-6	H*
2007	W	9-0	A*
	W	6-3	A*
2008	W	1-0	H*
	L	1-6	H*
	W	6-0	H*
	W	5-1	N#
2009	W	2-0	A*
	W	1-0	A*
	W	4-0	A*
	W	2-0	N#
2010	W	4-0	H*
	W	6-0	H*
	W	11-3	H*
2011	W	7-1	A*
	W	11-4	A*
2012	W	12-4	H*
	W	2-0	H*
	W	5-0	H*
2013	W	10-0	H*
	W	4-0	H*
	W	7-3	H*
	W	6-0	H#
2014	W	5-1	N*
	W	5-1	N*
2015	W	8-0	N*
	W	5-0	H*
	W	2-1	H*
	W	5-1	H*
	W	4-2	N#
2016	W	10-2	A*
	W	2-0	A*
	W	9-6	A*
2018	L	0-1	A*
	W	5-4	A*
	W	5-0	A*
2019	W	5-0	H*
	W	7-0	H*
	W	4-0	H*
2021	W	3-2	A*
	W	5-0	A*
	W	4-1	A*
	W	10-2	A*
2022	W	4-0	H*
	L	0-2	H*
	W	4-0	H*
2024	W	6-0	A*
	W	4-1	A*
	W	10-3	A*

CLEMSON: (FSU LEADS 7-0)

Home: 3-0, Away: 3-0, Neutral: 1-0, ACC: 6-0

2022	W	5-4	H*
	W	7-6	H*
	W	6-0	H*
	W	8-6	N#
2023	W	7-0	A*
	W	4-1	A*
	W	3-2	A*

DUKE: (FSU LEADS 11-5)

Home: 7-2, Away: 3-1, Neutral: 2-1, ACC: 9-3

2019	W	8-0	H*
	W	3-2	H*
	W	8-1	H*
2021	W	5-0	H*
	W	3-0	H*
	W	4-3	H*
	L	3-4	N#
2022	W	8-6	N#
2023	W	4-1	A*
	L	1-2	A*
	W	7-3 (5.2)	A*
	W	2-1	N#
2024	L	5-10	H*
	W	4-2	H*
	L	5-9 (8)	H*
	L	3-6	A#

GEORGIA TECH: (FSU LEADS 71-26)

Home: 27-9, Away: 29-10, Neutral: 17-7, ACC: 56-16

1990	W	10-0	N
1992	W	10-0	N*
	W	6-0	N#
1993	W	9-0	A*
	W	2-0	A*
	W	12-0	N#
	W	11-0	N#
1994	W	6-1	H*
	W	2-1	H*
	W	11-0	N*
	W	2-1	N#
1995	W	9-4	A*
	W	10-1	A*
	W	2-1	N#
	W	5-2	N#
1996	W	2-0	H*
	L	1-3	H*
	W	5-4	N#
1997	W	5-1	A*
	W	8-5	A*
1998	W	3-2	H*
	W	4-1	H*
1999	W	7-0	A*
	W	8-5	A*
2000	L	1-2	H*
	L	2-8	H*
2001	W	7-0	A*
	L	1-2 (8)	A*
2002	W	7-3	H*
	W	4-2	H*
	L	0-2	N#
	L	0-7	N*
	W	3-2 (9)	N*
	W	6-1	N*
2003	W	4-0	A*
	W	6-0	A*
	W	5-3	N#
2004	W	4-0	H*
	W	2-1	H*
	W	3-2	H*
	W	4-0	H#
2005	L	0-2	A*
	L	1-3	A*
	L	0-5	A*
2006	W	9-1 (5)	H*
	L	3-8	H*
	W	7-4	H*
	W	10-1 (5)	N#
	L	3-4	N#
	W	7-4	N#
2007	W	8-0	A*
	L	9-1 (6)	A*
	L	7-6	A*
	L	6-3	N#
2008	L	2-5	H*
	W	10-2	H*
	L	2-6	H*
2009	L	3-8	A*
	W	5-4	A*
	L	3-1	N#
2010	L	1-14	H*
	W	6-2	H*
	L	2-5	H*
	L	4-8	N#
2011	L	3-11	A*
	W	2-7	A*
	W	9-4	A*
	L	4-5	H*
2012	W	7-6	H*
	W	4-3	H*
	L	1-9	N#
2013	W	4-1 (8)	A*
	W	8-0	A*
2014	W	5-1	H*
	W	4-0	H*
	W	3-0	H*
	W	11-5	N#
2015	W	2-1	A*
	W	3-2	A*
	W	8-1	A*
2017	W	4-0	H*
	W	13-8	H*
	L	8-0	H*
2018	W	13-2	A*
	W	4-2	A*
	W	11-3	A*
2021	W	8-1	A*
	W	7-3	A*
	L	5-4	A*
2022	W	4-1	A*
	W	6-2 (12)	A*
	W	3-2	A*

2023	W	6-4	H*
	W	8-0 (5)	H*
	W	9-1 (6)	H*
2024	W	10-2 (5)	N#

LOUISVILLE: (FSU LEADS 21-8-1)

Home: 10-3, Away: 9-5-1, Neutral: 2-0, ACC: 16-4-1

2002	W	4-1	N
2004	W	8-0	H
2006	L	3-12 (6)	H
2008	L	3-4	H
	W	6-4	H
2015	L	0-1	A*
	W	9-1	A*
2016	L	0-4	H*
	W	9-0	H*
	W	4-3	H*
2017	W	11-0	A*
	W	4-3	A*
	W	5-4	A*
2018	W	4-0	H*
	W	8-0	H*
	W	3-1	H*
	W	7-4	N#
2019	L	0-2	A*
	W	4-1	A*
	L	9-10	A*
2021	W	10-0	A*
	L	1-5	A*
	W	9-0	A*
	L	0-0	A*
2023	W	6-4	H*
	W	6-4 (11)	H*
	W	2-1	H*
2024	L	4-5	A*
	W	8-4	A*
	W	4-3	A*

NORTH CAROLINA: (FSU LEADS 78-27)

Home: 28-9, Away: 29-15, Neutral: 20-4, ACC: 47-19

1984	W	1-0	A
	W	5-0	A
	W	3-1	N
1986	W	1-0	N
1988	W	4-2	H
	W	8-4	H
	W	2-1 (8)	N
1989	L	1-2	H
	W	3-1	N
1990	W	1-0	N
1991	W	5-0	N
1992	W	12-1	N*
	L	0-1	A*
	W	11-0	N#
1994	W	5-1	A*
	W	6-2	A*
	L	0-1	A*
	W	6-5	N#
1995	W	6-3	H*
	W	3-1	H*
	W	8-2	N
	W	15-0	A
	W	2-1	A
	W	4-0	N#
1996	L	2-3	A*
	L	4-5	A*
	W	2-0	N
	W	3-1	N#
1997	W	6-0	A*
	W	12-4	A*
	W	5-4	N#
1998	W	3-2	H*
	W	7-6	H*
1999	L	0-6	A*
	W	8-3	A*
	W	2-1	N#
2000	W	10-9	H*
	W	5-4	H*
2001	W	2-0	A*
	W	5-0	A*
	L	2-3 (8)	N
	L	0-2	N#
	L	1-4	N#
2002	W	7-6 (8)	H*
	W	9-5	H*
	W	3-2	N#
	L	2-5	N#
2003	W	1-0	A*
	W	4-0	A*
2004	W	1-0	H*
	W	5-0	H

	W	8-0	H#
2005	W	2-0	A*
	W	6-3	A*
	L	2-3	A*
2006	W	2-1	H*
	L	3-5	H*
	L	1-3	H*
2007	L	4-3	A*
	W	3-2	A*
	W	6-3	A*
	W	8-0 (5)	N#
2008	W	2-0	H*
	L	1-5	H*
	L	4-7	H*
2009	L	1-0	A*
	W	6-2	A*
	W	4-1	A*
	W	4-1	A#
2010	L	0-5 (8)	H*
	W	2-1	H*
	L	4-5 (11)	H*
2011	L	0-1	A*
	L	2-3	A*
	L	0-4	A*
	W	4-1	N#
2012	W	8-3	H*
	L	2-4	H*
	W	3-1	H*
2013	L	4-5	H*
	W	9-1	H*
	W	3-1	H*
	W	3-0	H#
2014	W	6-0	A*
	W	5-3	A*
	W	5-1	A*
	W	9-1	N#
2016	W	15-6	A*
	W	9-6	A*
	W	12-5	A*
	W	7-1	N#
2017	W	3-0	H*
	W	8-1	H*
	W	6-2	H*
	W	4-3	A#
2019	W	8-6	A*
	L	5-6 (9)	A*
	L	0-1	A*
2020	W	2-1 (8)	H
2022	W	2-0	A*
	L	1-5	A*
	W	9-2	A*
2024	W	13-3 (6)	H*
	W	11-3 (6)	H*
	W	2-1	H*

NC STATE: (FSU LEADS 48-12)

Home: 26-5, Away: 18-5, Neutral: 4-2, ACC: 38-7

2004	W	8-0	H*
	W	4-0	H*
2005	W	5-2	A*
	L	1-2	A*
2006	L	0-2 (9)	H*
	L	5-6	H*
	W	2-0	H*
	W	6-0	N#
	L	1-4	N#
2007	L	6-3	N
	W	4-0	A*
	L	4-0	A*
	L	3-2	A*
2008	W	1-0	H*
	W	4-3	H*
	W	10-1	H*
2009	W	10-1	A*
	W	1-0	A*
	W	1-0	A*
2010	W	4-2	H*
	W	5-0	H*
	L	1-3	H*
2011	W	3-2	A*
	L	2-4	A*
	W	7-2	A*
2012	W	7-1	H*
	W	8-0	H*
	W	6-0	H*
	W	6-2	N#
2013	W	4-0	A*
	W	11-1	A*
	W	2-0	A*
	L	0-1	H#
2014	W	4-1	H*
	W	4-2	H*
	W	5-1	H*
2015	W	6-5	A*
	W	10-1	A*



SERIES RECORDS

Table with 3 columns: Year, Score, Result. Rows include 2016, 2018, 2019, 2021, 2022, 2024.

NOTRE DAME: (FSU LEADS 30-7)

Home: 16-3..Away: 7-3..Neutral: 7-1..ACC: 22-5

Table with 3 columns: Year, Score, Result. Rows include 1991, 1994, 1996, 2004, 2006, 2014, 2015, 2016, 2017, 2018, 2019, 2021, 2023, 2024.

PITT: (FSU LEADS 26-3)

Home: 13-2..Away: 10-1..Neutral: 3-0..ACC: 20-3

Table with 3 columns: Year, Score, Result. Rows include 2002, 2003, 2014, 2015, 2016, 2017, 2018, 2021, 2022.

Table with 3 columns: Year, Score, Result. Rows include 2024.

SYRACUSE: (FSU LEADS 29-2)

Home: 16-1..Away: 10-0..Neutral: 3-1..ACC: 19-0

Table with 3 columns: Year, Score, Result. Rows include 2001, 2002, 2003, 2005, 2007, 2010, 2014, 2016, 2017, 2018, 2019, 2021, 2023, 2024.

VIRGINIA: (FSU LEADS 91-19)

Home: 43-6..Away: 28-7..Neutral: 20-6..ACC: 58-10

Table with 3 columns: Year, Score, Result. Rows include 1986, 1987, 1988, 1989, 1990, 1991, 1992, 1993, 1994, 1995, 1996, 1997, 1998, 1999, 2000.

Table with 3 columns: Year, Score, Result. Rows include 2001, 2002, 2003, 2004, 2005, 2006, 2007, 2008, 2009, 2010, 2011, 2012, 2013, 2014, 2015, 2017, 2019, 2022, 2023.

VIRGINIA TECH: (FSU LEADS 36-20)

Home: 14-7..Away: 17-7..Neutral: 5-6..ACC: 33-17

Table with 3 columns: Year, Score, Result. Rows include 2005, 2006, 2007, 2008, 2009, 2010, 2011, 2012, 2013.

Table with 3 columns: Year, Score, Result. Rows include 2014, 2015, 2016, 2017, 2018, 2021, 2022, 2023.

NON-CONFERENCE

ADELPHI: (FSU LEADS 5-1)

Home: 2-0..Away: 0-0..Neutral: 3-1

Table with 3 columns: Year, Score, Result. Rows include 1985, 1987, 1990, 1992.

ALABAMA: (ALABAMA LEADS 8-7)

Home: 2-1..Away: 4-6..Neutral: 3-0

Table with 3 columns: Year, Score, Result. Rows include 1997, 1998, 2007, 2011, 2014, 2018, 2020, 2021, 2022, 2023, 2024.

ALABAMA STATE: (FSU LEADS 2-0)

Home: 2-0..Away: 0-0..Neutral: 0-0

Table with 3 columns: Year, Score, Result. Rows include 2024.

APPALACHIAN STATE: (FSU LEADS 5-0)

Home: 4-0..Away: 0-0..Neutral: 1-0

Table with 3 columns: Year, Score, Result. Rows include 2007, 2008, 2009, 2013.

ARIZONA: (ARIZONA LEADS 13-7)

Home: 2-1..Away: 2-3..Neutral: 3-3

Table with 3 columns: Year, Score, Result. Rows include 1991, 1992, 1995, 1996, 2002, 2003, 2005, 2008, 2017.

SERIES RECORDS

2019	W	5-3	A
	L	3-11	N
	W	4-3	H
2021	W	4-2	A
	L	0-1	H
	W	2-0	H
	W	4-3	N%
2023	W	6-4	N

ARIZONA STATE: (FSU LEADS 6-4)

Home: 0-0...Away: 0-2...Neutral: 4-4			
1986	L	0-2	N
1989	L	3-7 (9)	N
	W	3-2	N
1998	L	1-5	N
1999	L	0-2	N
2004	W	1-0	N
2006	W	1-0 (10)	N
	L	1-6	A^
	L	1-5	A^
2008	W	3-2	N

ARKANSAS: (FSU LEADS 4-0)

Home: 1-0...Away: 1-0...Neutral: 2-0			
1997	W	4-0	N
2013	W	8-1	H
2020	W	2-1	A
2023	W	9-6	N

ARMY: (FSU LEADS 1-0)

Home: 0-0...Away: 0-0...Neutral: 1-0			
2004	W	10-0	N

AUBURN: (FSU LEADS 19-11-1)

Home: 8-4...Away: 9-6-1...Neutral: 2-1			
1997	W	2-0	A
	L	1-2	A
1998	W	5-1	H
	W	8-3	H
1999	W	4-2	A
	T	0-0	A
2000	W	7-0	H
	L	4-5	H
2002	W	5-4	N
	W	2-1	N^
2003	W	8-0	H
	W	3-2 (10)	H
2004	L	1-0	A
	W	4-0	A
2005	W	5-0	A^
	W	2-0	A^
2006	L	2-7	H
2007	L	2-7	H
2010	L	0-1 (9)	A
2011	L	3-5	A
2013	W	6-3	A
2014	W	5-4	A
2015	W	10-7	H
	L	4-10	H
2016	L	6-9	A
	W	4-3	A
	L	7-8 (8)	N%
2018	W	2-1	H^
2021	W	10-1	A
	L	1-3	A
2024	W	10-4	H^

AUSTIN PEAY: (FSU LEADS 1-0)

Home: 0-0...Away: 0-0...Neutral: 1-0			
1990	W	5-1	N

BALL STATE: (FSU LEADS 8-0-1)

Home: 4-0...Away: 0-0...Neutral: 4-0-1			
1985	T	0-0	N
1986	W	4-0	H
	W	3-2	H
1991	W	5-0	H
1992	W	2-0	N
	W	3-0	N
1996	W	4-2	N
1997	W	4-0	N
2001	W	1-0	H

BAYLOR: (BAYLOR LEADS 6-3)

Home: 0-0...Away: 1-1...Neutral: 2-5			
1984	L	2-3	N
1985	L	4-5	N
1987	W	10-0	N
	W	8-1	N
2005	L	5-9	N^
	L	3-5	N^
2014	L	2-7	N%
2020	L	1-2	N
	W	5-3	N

BETHUNE-COOKMAN: (FSU LEADS 8-0)

Home: 4-0...Away: 2-0...Neutral: 2-0			
2000	W	9-0	A
	W	1-0	A
2001	W	3-2	H
	W	6-2	N^
2008	W	14-3	H
2009	W	3-2	H
2013	W	20-0	H
2015	W	12-0	N
2019	W	8-0	H

BOSTON UNIVERSITY: (FSU LEADS 1-0)

Home: 0-0...Away: 0-0...Neutral: 1-0			
2003	W	2-1 (9)	N

BOWLING GREEN: (FSU LEADS 9-0)

Home: 8-0...Away: 0-0...Neutral: 1-0			
1987	W	4-0	H
	W	12-2	H
	W	3-1	H
1991	W	2-0	H
	W	9-0	H
1992	W	4-0	H
2009	W	3-0	N
2010	W	9-0	H
	W	8-1	H

BRADLEY: (FSU LEADS 11-0)

Home: 10-0...Away: 0-0...Neutral: 1-0			
1985	W	2-0	H
	W	3-1	H
	W	1-0	H
1987	W	2-0	N
1991	W	2-0	H
1992	W	3-2	H
1996	W	4-1	H
	W	7-2	H
1997	W	4-0	H
2016	W	14-0	H
	W	9-0	H

BRIGHAM YOUNG: (FSU LEADS 2-1)

Home: 0-0...Away: 1-1...Neutral: 1-0			
2005	W	12-3	A
	L	2-5	A
2011	W	6-4	N

BROWN: (FSU LEADS 2-0)

Home: 2-0...Away: 0-0...Neutral: 0-0			
1985	W	14-0	H
	W	14-2	H

CALIFORNIA: (CAL LEADS 12-1)

Home: 1-4...Away: 0-0...Neutral: 0-8			
1991	L	0-4	N
1992	L	0-3	N%
1998	L	1-4	N
1999	L	0-4	N
2000	L	0-1	H
	L	0-1	H
2001	L	0-1	H

	W	2-1	H
	L	1-2 (10)	N
2002	L	0-1	N%
2004	L	4-2	N%
2007	L	6-13	N
2015	L	6-7	N

CAL POLY: (FSU LEADS 2-1)

Home: 0-0...Away: 0-0...Neutral: 2-1			
1993	W	1-0	N
2000	L	4-5	N
2016	W	3-1	N

UC-DAVIS: (FSU LEADS 1-0)

Home: 0-0...Away: 1-0...Neutral: 1-0			
2016	W	17-3	N

UC-RIVERSIDE: (FSU LEADS 2-0)

Home: 1-0...Away: 0-0...Neutral: 1-0			
2001	W	8-0	N
2009	W	13-2	H

UC-SANTA BARBARA: (FSU LEADS 3-0)

Home: 1-0...Away: 0-0...Neutral: 2-0			
2012	W	5-1	N
	W	13-4	N
2014	W	5-2	H

CAL STATE FULLERTON: (FULLERTON LEADS 8-5)

Home: 0-0...Away: 3-5...Neutral: 2-3			
1987	L	0-3	N%
1992	L	4-5	A
1993	W	4-1	N
1994	L	0-7	A
1995	L	5-9	N
1996	L	11-12	N
1997	W	4-2	N
2002	L	1-8	A
2004	W	3-0	A
2006	L	1-6	A
2007	L	3-4	A
2008	W	4-1	A
2016	W	10-1	A

CAL STATE NORTHRIDGE: (CSN LEADS 4-3)

Home: 1-0...Away: 1-0...Neutral: 1-4			
1991	L	0-1	N
1996	L	1-2	N
1998	L	3-4	N
2004	W	1-0	H^
2007	L	3-4	N
2016	W	12-3	A
	W	10-0	N

CAMPBELL: (FSU LEADS 9-0)

Home: 2-0...Away: 2-0...Neutral: 5-0			
1995	W	4-0	N
	W	7-1	N
1996	W	6-1	N
1997	W	4-1	N
1999	W	5-0	H
	W	2-0	H
2000	W	7-1	A
	W	9-1	A
2002	W	8-0	N

CANISIUS (FSU LEADS 1-0)

Home: 0-0...Away: 0-0...Neutral: 1-0			
2017	W	9-1	A

CENTRAL MICHIGAN: (FSU LEADS 8-2)

Home: 3-1...Away: 0-0...Neutral: 5-1			
1987	L	0-1	N%
1988	W	6-2	N

1990	W	1-0	N
1993	W	5-0	N
1998	W	10-1	N
	W	11-4	H
1999	L	1-5	H
2001	W	3-1	H
	W	2-0	H
2004	W	9-0	N

CHARLESTON SOUTHERN: (FSU LEADS 4-0)

Home: 3-0...Away: 0-0...Neutral: 1-0			
2014	W	8-2	H
2020	W	10-5	N
2024	W	9-2	H
	W	9-1 (6)	H

CHATTANOOGA: (FSU LEADS 10-0)

Home: 5-0...Away: 2-0...Neutral: 3-0			
1996	W	5-2	N
1997	W	3-1	H
2000	W	1-0	A
	W	2-1	A
2001	W	4-1	H
	W	3-2 (10)	H
2002	W	1-0 (8)	N^
2008	W	5-3	N^
2012	W	1-0	H
2024	W	3-2	H^

COASTAL CAROLINA: (FSU LEADS 9-0)

Home: 2-0...Away: 0-0...Neutral: 7-0			
1993	W	8-0	N
	W	9-1	N
1997	W	12-2	N
	W	2-1	N
2008	W	7-2	N^
2010	W	4-0	H
2012	W	6-1	H
2015	W	9-0	N
	W	8-0	N

COLGATE: (FSU LEADS 3-0)

Home: 3-0...Away: 0-0...Neutral: 0-0			
2015	W	8-0	H
2023	W	9-1 (6)	H
	W	13-2 (5)	H

COLLEGE OF CHARLESTON: (FSU LEADS 2-0)

Home: 2-0...Away: 0-0...Neutral: 0-0			
2001	W	8-0	H
	W	9-1	H

COLORADO STATE: (SERIES TIED 1-1)

Home: 0-0...Away: 0-0...Neutral: 1-1			
1999	W	3-2	N
	L	4-5	N

CONNECTICUT: (FSU LEADS 27-4)

Home: 21-2...Away: 3-0...Neutral: 3-2			
1989	W	3-0	H
1990	L	1-3	H
1991	W	2-1	H
	W	1-0	H
	W	2-0	N
1992	W	1-0	A
	W	4-3	A
1993	W	1-0	H
	W	8-0	H
	L	1-4	N
	L	1-2	N%
1994	W	4-1	A
1996	W	3-0	H
	W	6-0	H
1997	W	10-3	N
	W	2-1	H
	L	0-1	H
	W	8-2	H
1998	W	6-4	H



SERIES RECORDS

Table with 3 columns: Year, Score, Result. Rows include 2001, 2004, 2006, 2008, 2010.

CREIGHTON: (FSU LEADS 3-1)

Table with 3 columns: Year, Score, Result. Rows include 1988, 1991, 2020.

DARTMOUTH: (FSU LEADS 2-0)

Table with 3 columns: Year, Score, Result. Rows include 2015, 2019.

DAVIS & ELKINS: (FSU LEADS 1-0)

Table with 3 columns: Year, Score, Result. Row includes 1984.

DAYTON: (FSU LEADS 3-0)

Table with 3 columns: Year, Score, Result. Rows include 1991, 2002.

DEPAUL: (SERIES TIED 1-1)

Table with 3 columns: Year, Score, Result. Rows include 1999, 2002.

DETROIT: (FSU LEADS 6-0)

Table with 3 columns: Year, Score, Result. Rows include 1985, 1991, 2020.

DRAKE: (FSU LEADS 2-0)

Table with 3 columns: Year, Score, Result. Rows include 1993, 1996.

DREXEL: (FSU LEADS 4-0)

Table with 3 columns: Year, Score, Result. Rows include 1991, 1992.

EAST CAROLINA: (FSU LEADS 21-2)

Table with 3 columns: Year, Score, Result. Rows include 1984, 1986, 1987, 1989, 1990, 1991, 1992, 1993.

Table with 3 columns: Year, Score, Result. Rows include 1984, 1985, 1996, 1997, 2000, 2001, 2009.

EAST CENTRAL COLLEGE: (FSU LEADS 2-0)

Table with 3 columns: Year, Score, Result. Rows include 1984.

EASTERN ILLINOIS: (FSU LEADS 5-0)

Table with 3 columns: Year, Score, Result. Rows include 1988, 1993, 1994.

EASTERN KENTUCKY: (FSU LEADS 1-0)

Table with 3 columns: Year, Score, Result. Row includes 2005.

EASTERN MICHIGAN: (FSU LEADS 17-1)

Table with 3 columns: Year, Score, Result. Rows include 1987, 1988, 1989, 1990, 1991, 1994, 1996, 1997, 1998, 2000, 2004, 2010.

ELON: (FSU LEADS 3-0)

Table with 3 columns: Year, Score, Result. Rows include 2003, 2019.

FAIRFIELD: (FSU LEADS 1-0)

Table with 3 columns: Year, Score, Result. Row includes 2012.

FIU: (FSU LEADS 17-2)

Table with 3 columns: Year, Score, Result. Rows include 1999, 2000, 2001, 2004, 2006, 2010, 2013, 2016, 2022.

Table with 3 columns: Year, Score, Result. Rows include 2024.

FLORIDA: (FLORIDA LEADS 29-23)

Table with 3 columns: Year, Score, Result. Rows include 1997, 1998, 1999, 2000, 2001, 2002, 2003, 2004, 2005, 2006, 2007, 2008, 2009, 2010, 2011, 2012, 2013, 2014, 2015, 2016, 2017, 2018, 2019, 2020, 2021, 2022, 2023, 2024.

FLORIDA A&M: (FSU LEADS 119-7)

Table with 3 columns: Year, Score, Result. Rows include 1984, 1985, 1987, 1988, 1989, 1990, 1991, 1992.

Table with 3 columns: Year, Score, Result. Rows include 1993, 1994, 1995, 1996, 1997, 1998, 1999, 2000, 2001, 2002, 2003, 2004, 2005, 2006, 2007, 2008, 2009, 2010, 2011, 2012, 2013, 2014, 2015, 2016, 2017, 2018, 2019, 2020, 2022, 2023, 2024.

FLORIDA ATLANTIC:

SERIES RECORDS

FSU LEADS 12-7

Home: 2-3...Away: 5-1...Neutral: 5-3
1986.....L.....0-1.....N
1987.....W.....5-1.....N
.....W.....4-0.....N
1989.....L.....4-8.....N
.....L.....0-1.....N
2000.....L.....2-3.....H
.....W.....2-0.....H
.....W.....2-0.....A
2001.....L.....1-2 (10).....A
.....W.....1-0.....A
.....W.....5-4 (8).....N
.....W.....2-0.....N*
2002.....L.....2-4.....H
.....W.....3-2.....H
.....L.....0-5.....H
2010.....W.....6-3.....A
2015.....W.....1-0.....A
.....W.....12-0.....A
2019.....W.....10-5.....N

FLORIDA GULF COAST: (FSU LEADS 11-1)

Home: 7-0...Away: 4-1...Neutral: 0-0
2012.....W.....5-0.....H
.....W.....7-1.....H
2014.....W.....5-0.....A
2017.....W.....7-0.....A
.....W.....13-1.....A
2018.....W.....6-2.....H
2021.....W.....7-0.....H
.....W.....4-1.....H
2023.....W.....13-5 (6).....H
.....W.....7-2.....H
2024.....L.....1-3.....A
.....W.....13-6.....H

FLORIDA SOUTHERN: (FSU LEADS 3-0)

Home: 1-0...Away: 0-0...Neutral: 2-0
1986.....W.....7-0.....N
.....W.....2-0.....N
.....W.....7-3.....H

FORDHAM: (FSU LEADS 1-0)

Home: 1-0...Away: 0-0...Neutral: 0-0
2014.....W.....6-1.....H*

FRESNO STATE: (FRESNO STATE LEADS 6-4)

Home: 1-0...Away: 0-1...Neutral: 3-5
1990.....W.....1-0.....N%
1991.....L.....0-3.....N%
1993.....L.....1-2.....N
1997.....L.....0-2.....N
1998.....W.....2-1.....N
2000.....L.....0-2.....N
.....L.....1-2.....A
2004.....W.....3-0.....H
2005.....W.....2-0.....N
2009.....L.....0-1.....N

FURMAN: (FSU LEADS 13-1)

Home: 8-0...Away: 2-0...Neutral: 3-1
1985.....W.....13-0.....H
1986.....W.....3-2.....H
.....L.....0-1.....H
1987.....W.....1-0 (8).....N
.....W.....8-2.....N
1988.....W.....2-0.....H
1989.....W.....5-0.....H
1999.....W.....2-0.....H
2000.....W.....8-0.....N
2003.....W.....8-0.....A
.....W.....12-0.....A
2017.....W.....5-1.....H
.....W.....9-1.....H
2022.....W.....2-0.....H

GARDNER-WEBB: (FSU LEADS 2-0)

Home: 2-0...Away: 0-0...Neutral: 0-0
2010.....W.....7-0.....H
.....W.....5-0.....H

GEORGE MASON: (FSU LEADS 3-0)

Home: 1-0...Away: 0-0...Neutral: 2-0
1984.....W.....5-0.....H
1985.....W.....5-0.....N
1987.....W.....3-0.....N

GEORGIA: (FSU LEADS 11-9)

Home: 4-2...Away: 4-4...Neutral: 2-2
1998.....W.....6-5.....N
1999.....W.....5-0.....N
.....L.....0-5.....A
.....W.....6-0.....A
2002.....L.....2-3.....N
2003.....L.....4-5 (8).....H
2006.....W.....3-2.....A*
.....L.....1-3.....A*
.....W.....2-0.....A*
2007.....L.....1-2.....H
2010.....W.....4-3.....A
.....L.....2-5.....A*
2011.....L.....2-10.....A*
2016.....L.....4-5.....N%
2017.....W.....7-1.....H*
.....W.....8-5.....H*
2018.....W.....7-2.....N%
2023.....W.....8-1.....H*
.....W.....4-2.....H*
2024.....L.....10-20.....N

GEORGIA SOUTHERN: (FSU LEADS 40-3)

Home: 27-0...Away: 12-3...Neutral: 1-0
1991.....W.....6-2.....A
.....W.....5-1.....A
.....W.....4-0.....H
.....W.....9-1.....H
1992.....W.....8-0.....A
.....W.....13-3.....A
.....W.....6-0.....H
.....W.....2-0.....H
1993.....W.....6-0.....N
1994.....W.....10-1.....H
.....W.....8-0.....H
1996.....W.....2-1.....H
.....W.....5-0.....H
1997.....W.....8-0.....A
.....W.....5-3.....A
1998.....W.....6-2.....H
.....W.....3-1.....H
1999.....L.....1-3.....A
.....W.....2-0.....A
2000.....W.....8-0.....H
.....W.....6-1.....H
2001.....W.....8-0.....A
.....W.....4-0.....A
2002.....W.....7-0.....H
.....W.....4-0.....H
2003.....W.....7-2.....A
.....L.....2-1.....A
2004.....W.....8-0.....H
.....W.....4-0.....H
2005.....L.....0-1.....A
.....W.....3-0.....A
2006.....W.....3-2.....H
.....W.....10-2 (5).....H
2007.....W.....11-2.....A
2008.....W.....8-0.....H
.....W.....4-3.....H
2011.....W.....6-4.....H
2013.....W.....4-0.....H
.....W.....12-3.....H
2015.....W.....8-0.....H
.....W.....4-0.....H
2023.....W.....4-0.....H
.....W.....9-1 (5).....H

GEORGIA STATE: (FSU LEADS 18-1)

Home: 9-0...Away: 3-0...Neutral: 6-1
1985.....W.....7-0.....N
1987.....W.....4-1.....N
1988.....W.....5-0.....H
.....W.....2-1.....H
1990.....W.....2-0.....H
.....W.....8-0.....H
.....L.....0-1 (9).....N
1993.....W.....1-0.....H

1998.....W.....8-0.....N
2001.....W.....9-1.....A
.....W.....10-0.....A
2003.....W.....4-3 (8).....N
2006.....W.....5-2.....H
2007.....W.....6-2.....H
2008.....W.....1-0.....H
.....W.....3-0.....H
2011.....W.....6-1.....N*
2015.....W.....6-3.....A
2018.....W.....8-0.....N

GRAMBLING: (FSU LEADS 5-0)

Home: 2-0...Away: 2-0...Neutral: 1-0
1984.....W.....7-0.....A
.....W.....4-0.....A
1985.....W.....11-0.....H
.....W.....10-0.....H
.....W.....7-0.....N

GRAND CANYON: (SERIES TIED 1-1)

Home: 0-0...Away: 1-1...Neutral: 0-0
2019.....L.....3-5.....A
.....W.....11-1.....A

HARVARD: (FSU LEADS 1-0)

Home: 0-0...Away: 0-0...Neutral: 1-0
2000.....W.....6-2.....N

HAWAII: (HAWAII LEADS 2-0)

Home: 0-0...Away: 0-2...Neutral: 0-0
2012.....L.....1-2.....A
.....L.....0-1.....A

HOFSTRA: (FSU LEADS 18-3)

Home: 9-2...Away: 0-0...Neutral: 9-1
1992.....W.....14-4.....N
1993.....W.....6-0.....N
.....W.....10-2.....N
1994.....W.....3-2.....H
.....W.....4-3.....H
1995.....W.....5-1.....N
.....W.....8-2.....N
1997.....L.....1-2.....N
1999.....W.....6-5.....N
2008.....W.....1-0.....N
2010.....W.....8-0.....N
2011.....W.....5-1.....H
.....L.....0-2.....H
2013.....W.....9-1.....H
.....W.....4-0.....H
2015.....W.....2-1.....N
2016.....W.....8-0.....H
2018.....L.....0-1 (10).....H
.....W.....5-0.....H
2022.....W.....3-0.....H
.....W.....10-0 (5).....H

HOLLY CROSS: (FSU LEADS 1-0)

Home: 1-0...Away: 0-0...Neutral: 0-0
2020.....W.....8-0 (6).....H

HOUSTON: (FSU LEADS 1-0)

Home: 0-0...Away: 0-0...Neutral: 1-0
2014.....W.....7-1.....N

HOWARD: (FSU LEADS 1-0)

Home: 1-0...Away: 0-0...Neutral: 0-0
2022.....W.....8-0 (5).....H*

ILLINOIS: (ILLINOIS LEADS 3-1)

Home: 0-0...Away: 0-0...Neutral: 1-3
2001.....L.....0-1.....N
.....W.....2-0.....N

2010.....L.....3-4.....N
2016.....L.....1-5.....N

ILLINOIS-CHICAGO: (FSU LEADS 3-2)

Home: 1-0...Away: 0-0...Neutral: 2-2
1994.....W.....3-0.....N
1995.....L.....1-3.....N
.....W.....1-0.....N
1998.....W.....3-0.....H
1998.....L.....1-3.....N

ILLINOIS STATE: (FSU LEADS 6-1)

Home: 2-1...Away: 0-0...Neutral: 4-0
1989.....W.....2-0.....H
1992.....W.....7-2.....N
1994.....L.....2-3.....H
1995.....W.....10-2.....N
1996.....W.....4-1.....N
2000.....W.....1-0.....N
2004.....W.....11-3.....H

INDIANA: (FSU LEADS 11-1)

Home: 7-0...Away: 0-0...Neutral: 4-1
1990.....L.....1-2.....N
.....W.....1-0.....H
.....W.....2-0.....H
1991.....W.....3-1.....N
.....W.....6-2.....H
1994.....W.....3-2.....H
1996.....W.....3-1.....N
1997.....W.....3-2.....N
1998.....W.....3-2.....N
2009.....W.....7-0.....H
2022.....W.....9-0 (5).....H
.....W.....3-1.....H

INDIANA STATE: (FSU LEADS 2-0)

Home: 0-0...Away: 0-0...Neutral: 2-0
1995.....W.....8-0.....N
1998.....W.....6-1.....N

IONA: (FSU LEADS 1-0)

Home: 1-0...Away: 0-0...Neutral: 0-0
2010.....W.....9-1.....H

IOWA: (FSU LEADS 6-3)

Home: 0-0...Away: 0-0...Neutral: 6-3
1990.....L.....0-5.....N
1993.....W.....3-0.....N
.....W.....5-3.....N*
1995.....L.....0-4.....N
1997.....L.....1-7.....N
2000.....W.....4-1.....N*
.....W.....4-2.....N*
2008.....W.....2-0.....N
2009.....W.....6-0.....N

IOWA STATE: (FSU LEADS 12-0)

Home: 11-0...Away: 0-0...Neutral: 1-0
1994.....W.....3-2.....H
1995.....W.....2-0.....H
2001.....W.....4-0.....H
2002.....W.....6-0.....H
2002.....W.....7-0.....N
2003.....W.....3-1.....H
.....W.....6-2.....H
2005.....W.....1-0.....H
2008.....W.....5-0.....H
.....W.....9-1 (6).....H
2019.....W.....1-0.....H
.....W.....5-0.....H

JACKSONVILLE: (FSU LEADS 19-5)

Home: 13-2...Away: 8-2...Neutral: 0-1
2003.....W.....9-0.....H
.....W.....2-0.....H



SERIES RECORDS

2004	W	3-2	A
	L	1-2	A
2005	L	2-5	H
	W	11-0	H
2006	W	8-1	A
	L	1-2	A
2007	W	10-2(5)	H
	W	8-0(6)	H
	W	3-0	H
2008	L	2-5	H
	W	10-0	A
	W	3-1	A
2009	W	4-0	H
	W	10-0	H
2010	W	8-0	A
2012	W	6-0	H
	W	7-1	H
2013	W	8-0	H
2016	W	4-0	H
2022	W	6-3	H
2023	W	2-0	A
2024	L	5-6	Nmn

JACKSONVILLE STATE: (FSU LEADS 6-2)

Home: 4-0...Away: 2-0...Neutral: 0-2			
2001	W	4-1 (10)	A
	W	12-2	A
2002	W	3-0	H
	W	6-1	H
2008	L	3-4	N*
	L	1-10	N*
2018	W	8-0	H*
	W	10-0	H*

KANSAS: (FSU LEADS 6-5)

Home: 1-2...Away: 0-0...Neutral: 5-3			
1988	W	2-1	N
	L	2-4	N
1989	W	3-2	N
	W	1-0	N
1993	L	0-1	N*
	W	5-0	N*
	W	2-1	N*
1994	L	2-4	N
2000	L	1-4	H
2002	W	5-4	H
2007	L	0-1	H

KENNESAW STATE: (FSU LEADS 5-0)

Home: 2-0...Away: 1-0...Neutral: 1-0			
2021	W	11-0	N
	W	3-2	A
	W	6-2	H*
2022	W	4-0	H
	W	11-0 (5)	H

KENT STATE: (FSU LEADS 7-1)

Home: 5-1...Away: 0-0...Neutral: 2-0			
1987	W	16-0	H
1992	W	6-0	H
	W	2-1	H
	W	8-0	H
2001	W	4-0	H
2006	L	2-4	H
2010	W	6-0	N
2020	W	11-1	N

KENTUCKY: (SERIES TIED 2-2)

Home: 2-2...Away: 0-0...Neutral: 0-0			
2011	W	2-0	H
	L	2-7	H
2015	W	3-2	H
	L	1-3	H

LAMAR: (FSU LEADS 2-0)

Home: 2-0...Away: 0-0...Neutral: 0-0			
2023	W	4-0	H
	W	11-3 (6)	H

LEHIGH: (FSU LEADS 1-0)

Home: 0-0...Away: 0-0...Neutral: 1-0			
2005	W	5-1	N

LIBERTY: (FSU LEADS 3-0)

Home: 1-0...Away: 1-0...Neutral: 1-0			
1984	W	9-0	A
2009	W	11-3	H
2020	W	7-1	N

LIMESTONE: (FSU LEADS 4-0)

Home: 0-0...Away: 0-0...Neutral: 4-0			
1986	W	4-0	N
	W	1-0	N
1987	W	6-0	N
	W	11-0	N

LIPSCOMB: (FSU LEADS 8-0)

Home: 7-0...Away: 1-0...Neutral: 0-0			
2008	W	5-1	H
	W	11-3	H
2017	W	13-1	H
2019	W	13-0	H
	W	14-2	H
2022	W	5-3	A
2023	W	3-0	H
	W	4-1	H

LIU BROOKLYN: (FSU LEADS 2-0)

Home: 0-0...Away: 0-0...Neutral: 1-0			
2013	W	15-1	N
2016	W	12-0	N

LONG BEACH STATE: (FSU LEADS 4-2)

Home: 0-0...Away: 0-0...Neutral: 4-2			
1996	L	1-2	N
2000	W	2-0	N*
2003	W	4-0	N
2005	W	5-1	N
2008	L	2-6	N
2011	W	4-1	N

LONG ISLAND: (FSU LEADS 2-0)

Home: 1-0...Away: 0-0...Neutral: 1-0			
2004	W	4-0	H*
2010	W	6-0	N

LONGWOOD: (FSU LEADS 2-1)

Home: 1-1...Away: 1-0...Neutral: 0-0			
2020	W	6-0	A
2023	L	4-5	H
	W	5-0	H

LOUISIANA: (FSU LEADS 12-9)

Home: 4-2...Away: 0-0...Neutral: 8-7			
1984	W	1-0	H
1989	W	4-2	N
1990	L	1-2 (10)	H
	W	4-3	N*
	W	2-1	N*
1991	W	3-0	N
	W	1-0	N*
1992	W	1-0	N*
	W	1-0	N*
1993	L	1-2	H
	W	2-1	H
1994	L	3-12	N
2000	L	1-9	N
	L	1-2	N
	L	2-5	N
2003	L	0-3	N
2004	L	1-0	N
2006	L	C-14 (5)	N
2018	W	8-0	H
	W	7-1	H
2023	W	10-2 (6)	N

LOUISIANA TECH: (LA. TECH LEADS 11-3-2)

Home: 1-1...Away: 0-0...Neutral: 1-1-0-2			
1984	T	0-0	N
1985	T	0-0	N
	L	1-2	N
	L	3-4	N
1986	L	0-4	N*
	L	0-1	N*
1987	W	2-1	N
1988	L	0-7	N
	L	1-6	N*
1989	L	0-1 (10)	N
	L	0-1 (10)	N
	L	1-3	N*
1994	W	2-0	H
1997	L	2-6	N
	L	2-3	H
2019	W	4-0	N

LOYOLA CHICAGO: (FSU LEADS 1-0)

Home: 1-0...Away: 0-0...Neutral: 1-0			
1984	W	8-2	H

LSU: (FSU LEADS 8-6)

Home: 4-3...Away: 3-0...Neutral: 1-2			
1988	W	4-2	H
2004	L	3-4	N
	L	1-2	N%
2012	W	8-1	A
2013	L	4-5	H
2017	W	3-1	H6
	L	0-1	H6
	L	4-6	H6
2018	L	5-6	H6
	W	8-5 (11)	H6
2019	W	3-1	H6
2021	W	9-1	N
	W	1-0	A6
	W	4-3	A6

MAINE: (FSU LEADS 11-0)

Home: 10-0...Away: 0-0...Neutral: 1-0			
1986	W	1-0	H
	W	10-0	H
1988	W	1-0	H
1990	W	7-0	N
2002	W	6-2	H
	W	1-0	H
2004	W	7-0	H
	W	2-1	H
2005	W	1-0	H
	W	5-2	H
2007	W	9-1(5)	H

MARIST: (FSU LEADS 1-0)

Home: 1-0...Away: 0-0...Neutral: 0-0			
2023	W	9-0 (5)	H

MARSHALL: (FSU LEADS 5-0)

Home: 4-0...Away: 0-0...Neutral: 1-0			
1995	W	8-0	H
	W	7-0	H
2012	W	4-1	N
2017	W	1-0	H
	W	7-0	H

MARYLAND: (FSU LEADS 48-14)

Home: 24-4...Away: 13-9...Neutral: 11-1			
ACC: 34-14			
1996	W	4-0	A*
	W	6-2	A*
	W	8-0	N
	W	3-0	N#
1997	W	1-0	H*
	W	3-0	H*
	W	4-3	N#
	L	1-2	N#
1998	L	3-5	A*
	W	9-1	A*
	W	1-0	N#
1999	W	2-0	H
	W	4-1	H*
	L	3-5	H*

2000	W	6-2	N#
	W	3-0	N#
	W	10-3	A*
	W	3-2	A*
2001	W	5-3	N*
	W	5-0	H*
	W	10-1	H*
	W	2-1 (11)	N#
2002	W	4-0	N#
	W	2-1	H
2003	W	6-2	H*
	W	3-2 (10)	H*
2004	W	7-0	H*
	W	2-1	H*
2005	W	1-0 (9)	H*
	L	2-7	H*
	W	2-0	H*
	L	0-2	A#
2006	W	6-5	H*
	L	4-6	A*
	W	4-1	A*
	W	8-4	A*
2007	W	4-2(14)	H*
	W	6-0	H*
	W	8-0(5)	H*
	W	7-4	N#
2008	L	1-3	A*
	W	3-0	A*
	L	3-4	A*
2009	W	1-0	H*
	W	8-0	H*
	W	1-0	H*
2010	W	2-0	A*
	W	3-2 (8)	A*
	L	2-6	A*
	W	3-0	N#
2011	L	0-1	H*
	L	4-7	H*
	W	5-0	H*
2012	W	4-3	A*
	L	1-4	A*
	L	3-4 (10)	A*
2013	L	4-5	A*
	W	13-1	A*
	W	14-9	A*
2014	W	10-2	H*
	W	14-6	H*
	W	7-5	H*

MASSACHUSETTS: (FSU LEADS 13-5)

Home: 6-1...Away: 3-1...Neutral: 4-3			
1991	W	2-0	A
1992	W	3-1	N
	L	2-4	N%
1993	W	5-0	A
1995	W	5-4	H
	W	4-3	H
	L	0-8	A
	W	2-0	A
1996	W	4-1	N
	W	3-1	H
1998	W	4-0	N
	W	1-0	H
1999	L	1-2	H
	W	6-0	H
2002	L	2-3	N
2003	L	1-2	N
2008	W	6-0	N
2023	W	8-0 (5)	H

MCNEESE ST: (SERIES TIED 2-2)

Home: 2-1...Away: 0-0...Neutral: 0-1			
1985	L	0-4	N
2018	L	1-6	H
2024	W	12-0 (5)	H
	W	8-0 (5)	H

MEMPHIS: (FSU LEADS 3-0)

Home: 3-0...Away: 0-0...Neutral: 0-0			
2007	W	8-0(6)	N
2021	W	9-0	H
	W	3-2	H

MERCER: (FSU LEADS 30-0)

Home: 18-0...Away: 12-0...Neutral: 0-0			
1993	W	5-0	H
	W	7-0	H
1994	W	9-3	H

SERIES RECORDS

.....W.....	6-0.....	H
.....W.....	6-0.....	A
.....W.....	5-0.....	A
1995.....W.....	3-0.....	H
.....W.....	10-2.....	H
1996.....W.....	4-1.....	A
.....W.....	5-2.....	A
1997.....W.....	1-0.....	H
.....W.....	5-1.....	H
1998.....W.....	5-1.....	A
.....W.....	9-1.....	A
1999.....W.....	9-0.....	H
.....W.....	10-0.....	H
2000.....W.....	7-0.....	A
.....W.....	7-4.....	A
2001.....W.....	4-0.....	H
.....W.....	9-0.....	H
2002.....W.....	2-0.....	A
.....W.....	11-1.....	A
2002.....W.....	2-1.....	H
2004.....W.....	5-1.....	A
.....W.....	8-2.....	A
2010.....W.....	2-1.....	H
2011.....W.....	5-4.....	H
.....W.....	3-0.....	H
2012.....W.....	3-0.....	H
2022.....W.....	12-0 (5).....	H

**MIAMI (OHIO):
(FSU LEADS 13-6)**

Home: 10-6...Away: 0-0...Neutral: 3-0

1987.....W.....	3-0.....	N
.....W.....	3-2 (10).....	N
1988.....W.....	5-1.....	H
1989.....L.....	3-4.....	H
.....L.....	0-1.....	H
.....W.....	5-0.....	H
1991.....W.....	2-0.....	H
.....L.....	0-8.....	H
1992.....W.....	5-1.....	H
.....L.....	0-2.....	H
1995.....W.....	9-1.....	H
1997.....W.....	2-1.....	H
1998.....L.....	1-4.....	H
.....L.....	1-3.....	H
1999.....W.....	2-0.....	H
.....W.....	6-2.....	H
2000.....W.....	8-0.....	H
2009.....W.....	10-2.....	H
2010.....W.....	4-0.....	N

**MICHIGAN:
(MICHIGAN LEADS 25-8-1)**

Home: 6-18...Away: 0-4...Neutral: 2-3-1

1990.....W.....	1-0.....	H
.....L.....	2-3.....	H
1995.....L.....	1-2.....	H
.....L.....	0-5.....	H
1996.....L.....	1-6.....	H
1999.....L.....	0-5.....	N
2000.....L.....	1-6.....	H
2002.....L.....	0-1.....	H
2004.....W.....	1-0.....	H
.....L.....	2-1.....	A
.....L.....	1-0.....	A
2006.....L.....	0-9 (6).....	H
.....L.....	3-6.....	H
.....L.....	0-5.....	H
.....L.....	3-11.....	N
2007.....L.....	4-3.....	H
.....L.....	3-2.....	H
.....L.....	4-2.....	N
2008.....L.....	2-6.....	A
.....L.....	4-8.....	A
2009.....W.....	6-5.....	H
.....L.....	1-0.....	H
2014.....L.....	3-17.....	H*
.....W.....	6-0.....	H*
.....W.....	4-2.....	H*
2015.....L.....	5-5.....	H
.....L.....	1-2.....	H
2016.....L.....	2-6.....	H
.....L.....	3-10.....	H
2017.....W.....	1-0.....	N%
2018.....L.....	0-1.....	N
.....W.....	2-0.....	H
2022.....W.....	2-1.....	N

**MICHIGAN STATE:
(FSU LEADS 8-4)**

Home: 2-2...Away: 0-1...Neutral: 6-1

1985.....W.....	2-0.....	H
-----------------	----------	---

.....W.....	5-0.....	H
1986.....W.....	2-0.....	N
1990.....W.....	2-0.....	N
1996.....W.....	6-2.....	N
1997.....W.....	2-6.....	N
1999.....L.....	0-3.....	H
.....L.....	4-5.....	A
2005.....W.....	4-1.....	N
2008.....L.....	2-3.....	H
2010.....W.....	3-1.....	N
.....W.....	7-0.....	N

**MIDDLE TENNESSEE:
(FSU LEADS 7-0)**

Home: 7-0...Away: 0-0...Neutral: 1-0

2002.....W.....	2-1 (10).....	H
2003.....W.....	11-0.....	H
.....W.....	6-3.....	H
.....W.....	5-0.....	N
2009.....W.....	6-1.....	H
2011.....W.....	10-3.....	H
.....W.....	11-1.....	H

**MILLIKIN:
(FSU LEADS 1-0)**

Home: 1-0...Away: 0-0...Neutral: 0-0

1985.....W.....	6-0.....	H
-----------------	----------	---

**MINNESOTA:
(FSU LEADS 10-2)**

Home: 9-1...Away: 0-0...Neutral: 1-1

1993.....W.....	3-1.....	N
1999.....W.....	5-0.....	H
.....W.....	5-2.....	H
2004.....W.....	3-0.....	H
2013.....L.....	2-3.....	H
.....W.....	4-3.....	H
2016.....W.....	5-4.....	H
.....W.....	2-0.....	H
2018.....W.....	3-2.....	H
.....W.....	9-3.....	H
2019.....W.....	17-6.....	N
2020.....L.....	6-7.....	N

**MISSISSIPPI:
(FSU LEADS 3-1)**

Home: 3-0...Away: 0-0...Neutral: 0-1

1998.....W.....	4-2.....	H
2000.....L.....	2-3.....	N
2012.....W.....	10-6.....	H
.....W.....	8-0.....	H

**MISSISSIPPI STATE:
(MISSISSIPPI STATE LEADS 9-7)**

Home: 3-5...Away: 2-0...Neutral: 2-4

1984.....W.....	1-0.....	A
.....W.....	6-2.....	A
.....W.....	5-0.....	H
1986.....W.....	3-1.....	H
1989.....L.....	1-2.....	N
2000.....L.....	0-4.....	N
2002.....L.....	0-2.....	H
2003.....L.....	1-3.....	H
2007.....W.....	4-2.....	N
2009.....L.....	4-5.....	H
.....W.....	5-0.....	H*
2011.....L.....	8-9 (10).....	N
.....L.....	7-8.....	N
2013.....W.....	5-2.....	N*
2022.....L.....	0-5.....	H*
.....L.....	3-4.....	H*

**MISSISSIPPI VALLEY STATE:
(FSU LEADS 1-0)**

Home: 0-0...Away: 0-0...Neutral: 1-0

2010.....W.....	8-3.....	N
-----------------	----------	---

**MISSISSIPPI U
FOR WOMEN:
(FSU LEADS 3-0)**

Home: 0-0...Away: 3-0...Neutral: 0-0

1984.....W.....	3-0.....	A
.....W.....	6-2.....	A
.....W.....	2-1.....	A

**MISSOURI:
(MISSOURI LEADS 8-2)**

Home: 1-3...Away: 0-2...Neutral: 1-3

1985.....L.....	0-1.....	N
1989.....W.....	6-0.....	N
1990.....L.....	1-2.....	H
.....L.....	1-2 (10).....	H
1992.....L.....	1-2.....	N
1998.....L.....	1-3.....	N
2005.....L.....	2-3 (9).....	A
.....L.....	3-6.....	A
2021.....W.....	9-2.....	H
.....L.....	5-9.....	H

**NEBRASKA:
(NEBRASKA LEADS 11-10)**

Home: 5-1...Away: 0-4...Neutral: 5-6

1988.....L.....	0-3.....	A
.....L.....	0-5.....	A
1989.....L.....	0-1.....	A
.....L.....	2-4.....	A
1990.....W.....	2-1.....	H
1995.....L.....	1-6.....	N*
.....W.....	6-2.....	N*
1997.....W.....	2-1.....	N
1999.....L.....	1-4.....	N
.....L.....	0-1.....	N
2001.....L.....	0-3.....	H
2002.....W.....	4-3.....	N%
2004.....L.....	1-0.....	N
2007.....W.....	2-1(9).....	N
2013.....L.....	0-2.....	N
2014.....L.....	3-4.....	N
.....W.....	5-1.....	N
2015.....W.....	4-1.....	H
.....W.....	3-2.....	H
2017.....W.....	9-0.....	H
.....W.....	8-0.....	H

**NEVADA:
(FSU LEADS 1-0)**

Home: 1-0...Away: 0-0...Neutral: 0-0

1986.....W.....	8-1.....	H
-----------------	----------	---

**NEW MEXICO:
(FSU LEADS 3-0)**

Home: 0-0...Away: 0-0...Neutral: 3-0

1985.....W.....	3-2.....	N
1989.....W.....	3-2.....	N
1991.....W.....	9-1.....	N

**NEW MEXICO STATE:
(FSU LEADS 4-0)**

Home: 0-0...Away: 2-0...Neutral: 2-0

1995.....W.....	4-0.....	N
2002.....W.....	5-0.....	N
.....W.....	1-0.....	A
2014.....W.....	11-0.....	A

**NEW ORLEANS:
(FSU LEADS 2-0)**

Home: 0-0...Away: 2-0...Neutral: 0-0

1984.....W.....	9-0.....	A
.....W.....	10-0.....	A

**NICHOLLS:
(FSU LEADS 13-2)**

Home: 9-0...Away: 1-1...Neutral: 3-1

1984.....L.....	1-2.....	N
1987.....W.....	5-0.....	H
.....W.....	5-1.....	N
1988.....W.....	1-0.....	H
.....W.....	2-1 (10).....	H
.....W.....	8-3.....	H
1989.....W.....	3-1 (10).....	N
.....W.....	2-0.....	N
.....W.....	1-0 (10).....	A
.....L.....	0-2.....	A
2005.....W.....	2-0.....	H
.....W.....	7-3.....	H
2006.....W.....	11-3 (5).....	H
2024.....W.....	5-4.....	H
.....W.....	8-0 (5).....	H

**UNC-CHARLOTTE:
(FSU LEADS 17-1)**

Home: 10-1...Away: 6-0...Neutral: 1-0

1994.....W.....	4-0.....	H
-----------------	----------	---

.....W.....	7-1.....	H
.....W.....	8-1.....	N
1995.....W.....	6-0.....	A
.....W.....	8-0.....	A
1996.....W.....	7-1.....	H
.....W.....	6-0.....	H
1997.....W.....	6-1.....	A
.....W.....	3-1.....	A
1998.....W.....	4-1.....	H
.....W.....	4-1.....	H
1999.....W.....	10-1.....	A
.....W.....	12-5.....	A
1999.....W.....	1-0.....	H
.....W.....	5-0.....	H
.....W.....	8-0.....	H
2024.....L.....	5-6 (10).....	H
.....W.....	11-0 (5).....	H

**UNC-GREENSBORO:
(FSU LEADS 3-1)**

Home: 2-1...Away: 0-0...Neutral: 1-0

2002.....W.....	3-1.....	N
2011.....L.....	0-1 (9).....	H
.....W.....	13-3.....	H
2019.....W.....	8-0.....	H

**UNC-WILMINGTON:
(FSU LEADS 9-0)**

Home: 4-0...Away: 0-0...Neutral: 5-0

1987.....W.....	3-1.....	N
.....W.....	2-0.....	N
1990.....W.....	6-1.....	H
.....W.....	5-0.....	H
1992.....W.....	7-1.....	N
1993.....W.....	12-0.....	N
1994.....W.....	5-0.....	N
2019.....W.....	7-2.....	H
.....W.....	10-0.....	H

**NORTH DAKOTA STATE:
(FSU LEADS 4-0)**

Home: 4-0...Away: 0-0...Neutral: 0-0

2012.....W.....	2-1.....	H
2014.....W.....	4-1.....	H
.....W.....	9-0.....	H
.....W.....	5-0.....	H

**NORTH FLORIDA:
(FSU LEADS 18-1)**

Home: 9-0...Away: 8-1...Neutral: 1-0

2007.....W.....	5-0.....	H
.....W.....	2-1.....	H
2009.....W.....	7-0.....	A
.....L.....	3-5.....	A
2011.....W.....	9-7.....	H
.....W.....	6-1.....	H
2012.....W.....	8-1.....	A
.....W.....	5-0.....	A
2013.....W.....	3-1.....	H
2014.....W.....	11-1.....	A
.....W.....	8-0.....	A
2015.....W.....	15-1.....	A
2017.....W.....	8-0.....	H
.....W.....	3-0.....	H
2018.....W.....	13-0.....	A
.....W.....	9-6.....	A
2019.....W.....	9-1.....	H
2022.....W.....	12-3.....	N
2023.....W.....	4-3.....	H

**NORTHERN ILLINOIS:
(FSU LEADS 5-3)**

Home: 4-3...Away: 0-0...Neutral: 1-0

1988.....L.....	3-4.....	H
.....W.....	2-1.....	H
1989.....L.....	0-3.....	H
.....L.....	2-5.....	H
1994.....L.....	3-0.....	H
.....W.....	1-0.....	H
1995.....W.....	3-0.....	H
2010.....W.....	7-1.....	N

**NORTHERN IOWA:
(FSU LEADS 8-1)**

Home: 7-1...Away: 0-0...Neutral: 1-0

1990.....L.....	0-1.....	H
.....W.....	4-2.....	H
1991.....W.....	3-1.....	H
.....W.....	2-1.....	H



SERIES RECORDS

1992 W 2-0 H
1993 W 7-0 H
1998 W 3-0 H
2000 W 6-2 H
2018 W 9-0 N

NORTHWESTERN: (FSU LEADS 9-3)

Home: 6-0...Away: 0-0...Neutral: 3-3
1991 W 2-0 N
1992 W 10-0 H
1994 W 1-0 H
1997 W 2-0 N
2001 W 2-1 H
2011 W 8-2 H
2012 W 0-3 N
2017 W 1-0 N
2020 W 3-2 H

OAKLAND: (FSU LEADS 1-0)

Home: 1-0...Away: 0-0...Neutral: 0-0
2022 W 6-5 H

OHIO: (FSU LEADS 7-0)

Home: 2-0...Away: 0-0...Neutral: 5-0
1986 W 10-0 N
1987 W 5-1 N
1988 W 3-0 N
1995 W 6-2 N
2000 W 2-0 N
2000 W 8-1 H
2000 W 6-1 H

OHIO STATE: (FSU LEADS 11-3)

Home: 5-1...Away: 0-0...Neutral: 6-2
1984 W 5-2 N
1985 W 6-0 H
1985 W 3-2 H
1986 W 11-1 H
1986 W 8-0 N
1988 W 3-2 N
1988 W 6-1 H
1992 W 2-1 (10) H
1992 W 1-0 N
1996 L 0-3 N
1997 L 0-1 H
1997 W 7-2 N
2002 L 1-2 (11) N
2019 W 3-1 N

OKLAHOMA: (OU LEADS 13-8)

Home: 1-0...Away: 0-3...Neutral: 7-10
1987 L 0-1 N
1987 W 6-1 N
1990 L 0-1 (8) N
1991 W 3-2 H
1991 W 7-1 N
1994 L 1-3 N
1997 W 2-1 N
2002 W 1-0 N
2004 W 3-2 N
2005 L 0-3 N
2009 L 1-3 N
2013 L 0-6 N
2019 W 7-4 N
2021 W 8-4 N
2021 L 2-5 N
2021 L 1-5 N
2023 L 4-5 A
2023 L 0-5 N
2024 L 1-3 N
2024 L 3-11 A
2024 L 2-4 A

OKLAHOMA CITY COLLEGE: (FSU LEADS 2-0)

Home: 0-0...Away: 0-0...Neutral: 2-0

1988 W 5-0 N
1992 W 2-1 N

OKLAHOMA STATE: (OSU LEADS 14-13)

Home: 2-2...Away: 2-4...Neutral: 9-8
1986 W 3-2 N
1986 W 2-1 N
1987 W 1-4 A
1987 W 2-0 A
1990 L 1-2 (8) A
1990 L 1-4 N
1991 W 2-0 N
1991 W 4-3 N
1993 L 2-5 N
1994 L 0-1 N
1995 L 0-1 N
1995 W 1-5 N
1998 W 7-4 N
1998 L 0-4 N
2009 L 0-1 H
2015 W 4-1 N
2019 W 1-3 (9) N
2019 W 4-1 N
2021 W 2-3 N
2022 W 4-2 N
2022 W 2-1 (9) H
2023 W 2-1 H
2023 W 7-5 A
2023 L 1-9 (5) A
2023 W 2-3 A
2023 W 8-0 (6) N

ONONDAGA JC: (FSU LEADS 4-0)

Home: 4-0...Away: 0-0...Neutral: 0-0
1984 W 4-1 H
1985 W 10-0 H
1985 W 10-0 H
1985 W 8-1 H

OREGON: (OREGON LEADS 9-6)

Home: 3-3...Away: 0-3...Neutral: 3-3
1995 W 3-2 N
1996 W 1-0 N
1997 L 1-6 N
1998 L 0-2 N
2003 L 3-1 H
2004 W 5-4 H
2004 L 1-0 H
2004 W 2-0 H
2014 L 0-3 N
2017 L 0-11 A
2017 L 1-3 A
2017 L 1-2 A
2018 L 0-5 H
2018 W 2-1 H
2018 W 4-1 N

OREGON STATE: (OREGON STATE LEADS 3-0)

Home: 0-0...Away: 0-0...Neutral: 0-3
2003 L 0-2 N
2003 L 1-2 N
2011 L 5-6 N

PACIFIC: (FSU LEADS 2-1)

Home: 0-0...Away: 0-1...Neutral: 2-0
1991 W 4-3 N
2000 L 2-5 A
2003 W 8-1 N

PENN: (FSU LEADS 2-0)

Home: 0-0...Away: 0-0...Neutral: 2-0
2018 W 12-0 N
2020 W 8-0 (6) N

PENN STATE: (FSU LEADS 7-1)

Home: 3-1...Away: 0-0...Neutral: 4-0
1984 W 5-0 N
1992 W 7-0 N
1994 W 6-2 N

1996 W 4-3 N
1998 W 3-0 N
2002 W 4-0 H
2003 L 3-4 (11) H
2004 W 8-0 H

PORTLAND STATE: (FSU LEADS 2-0)

Home: 0-0...Away: 0-0...Neutral: 2-0
2018 W 18-1 N
2018 W 9-0 N

PRESBYTERIAN: (FSU LEADS 1-0)

Home: 1-0...Away: 0-0...Neutral: 0-0
2013 W 8-0 H

PRINCETON: (FSU LEADS 11-0)

Home: 8-0...Away: 0-0...Neutral: 3-0
1990 W 5-0 H
1990 W 6-0 H
1991 W 4-3 N
1992 W 7-0 H
1992 W 2-1 H
1994 W 2-1 H
2000 W 4-3 H
2000 W 2-0 H
2002 W 5-1 N
2003 W 5-1 N
2017 W 3-0 H

PROVIDENCE: (PROVIDENCE LEADS 1-0)

Home: 0-0...Away: 0-0...Neutral: 0-1
1994 L 0-4 N

PURDUE: (FSU LEADS 68-1)

Home: 2-1...Away: 0-0...Neutral: 6-0
1998 W 8-1 N
1998 W 5-4 N
1998 L 0-1 H
2009 W 8-0 H
2014 W 2-1 N
2014 W 4-1 N
2023 W 8-1 H
2024 W 8-3 N
2024 W 15-9 N

QUINCY COLLEGE: (FSU LEADS 2-0)

Home: 2-0...Away: 0-0...Neutral: 0-0
1985 W 4-2 H
1985 W 1-0 H

RADFORD: (FSU LEADS 4-2)

Home: 2-0...Away: 0-0...Neutral: 2-2
1984 W 8-0 N
2005 W 4-0 H
2007 W 2-1 H
2010 W 10-1 N
2012 L 2-3 N
2012 L 2-3 N

RHODE ISLAND: (FSU LEADS 3-0)

Home: 3-0...Away: 0-0...Neutral: 0-0
1991 W 6-0 H
1993 W 10-0 H
2004 W 11-0 H

RIDER COLLEGE: (FSU LEADS 2-0)

Home: 2-0...Away: 0-0...Neutral: 0-0
1984 W 10-0 H
1984 W 4-0 H

ROBERT MORRIS: (FSU LEADS 5-1)

Home: 4-0...Away: 0-0...Neutral: 1-1
1992 W 1-0 H

1993 W 14-1 H
1994 L 0-1 N
1995 W 3-0 N
1998 W 4-1 H
2004 W 9-1 H

RUTGERS: (FSU LEADS 7-1)

Home: 5-0...Away: 0-0...Neutral: 2-1
1985 W 4-0 H
1986 W 3-0 H
1987 W 4-0 N
1987 W 1-0 H
1987 W 8-4 H
2002 W 5-1 N
2003 W 6-0 H
2012 L 0-1 N

SACRAMENTO STATE: (FSU LEADS 1-0)

Home: 0-0...Away: 0-0...Neutral: 1-0
1991 W 4-0 N

SAGINAW VALLEY STATE: (FSU LEADS 3-0)

Home: 2-0...Away: 0-0...Neutral: 1-0
1984 W 1-0 H
1984 W 7-2 H
1985 W 6-0 N

ST. JOHN'S: (FSU LEADS 5-1)

Home: 4-1...Away: 0-0...Neutral: 1-0
2002 W 8-3 H
2004 W 7-4 H
2008 W 7-2 H
2011 L 5-11 H
2012 W 5-1 H
2016 W 5-2 N

ST. JOSEPH'S: (FSU LEADS 3-0)

Home: 3-0...Away: 0-0...Neutral: 0-0
2004 W 7-0 H
2005 W 14-0 H
2005 W 4-0 H

ST. LOUIS CC: (FSU LEADS 2-0)

Home: 2-0...Away: 0-0...Neutral: 0-0
1984 W 15-0 H
1984 W 11-1 H

ST. MARY'S (CA): (FSU LEADS 1-0)

Home: 0-0...Away: 0-0...Neutral: 1-0
2014 W 12-3 N

ST. MARY'S (TEXAS): (FSU LEADS 1-0)

Home: 0-0...Away: 0-0...Neutral: 1-0
1986 W 2-1 N

SAM HOUSTON: (SERIES TIED 1-1)

Home: 0-0...Away: 0-0...Neutral: 1-1
1986 W 3-2 N
1990 L 0-2 N

SAMFORD: (FSU LEADS 14-0)

Home: 12-0...Away: 0-0...Neutral: 2-0
1991 W 2-1 H
1991 W 6-0 H
1992 W 4-0 N
1992 W 10-0 H
1992 W 7-0 H
1993 W 4-3 N
1993 W 3-1 H
1995 W 8-4 H
1995 W 14-0 H
2008 W 7-2 H

SERIES RECORDS

2007	W	13-5	H
2011	W	8-0(6)	H
2019	W	13-0	H
	W	13-1	H

SAN DIEGO STATE: (SAN DIEGO STATE LEADS 3-2)

Home: 0-0...Away: 0-0...Neutral: 2-3

2001	W	2-1 (8)	N
2011	L	2-10	N
2012	L	0-1	N^
	L	0-1	N^
2017	W	6-4	N

SETON HALL: (FSU LEADS 1-0)

Home: 0-0...Away: 0-0...Neutral: 1-0

2007	W	4-2	N
------	---	-----	---

SOUTH ALABAMA: (FSU LEADS 8-4)

Home: 4-1...Away: 4-3...Neutral: 0-0

2009	W	6-1	H
2010	W	2-0	A
2011	W	6-0	H
2012	L	1-3	H
2013	L	0-4	A
	W	2-1	A^
	L	0-3	A^
	W	7-6 (8)	A
2018	L	1-3	A
	W	14-1	A
2019	W	4-1	H
2022	W	4-3	H

SOUTH CAROLINA: (FSU LEADS 28-22)

Home: 14-6...Away: 6-9...Neutral: 6-6

1985	L	0-2	H
	W	2-0	H
1986	W	3-0	A
1987	L	0-4	N
	L	0-2	N
	W	1-0 (9)	A
	L	1-3	A
	L	0-1	A
	W	2-1	A
1988	L	1-5	N
	L	0-1 (9)	A
	L	1-3	A
1989	L	1-2 (10)	N^
1990	L	0-2 (9)	H
	W	3-0	N
1991	L	5-4	N
	W	4-1	N
1992	W	3-2	N
	W	2-0	H
	W	6-0	H
	W	2-0	H
1993	L	4-6	A
	W	7-0	A
	W	8-0	A
1994	L	2-3	H
	W	3-1	H
1995	L	1-2	A
	L	2-3	A
	L	3-6	A
	W	5-4	N
	W	8-0	N
1996	W	4-2	N
	W	5-1	H
	L	3-5	H
	W	2-1	H
1998	L	0-3	N
2002	L	0-4	H
2004	W	3-1	N
2005	W	4-2	N
2006	W	4-3	H
	L	2-4	H
2007	W	8-3	H
2015	W	4-3	N
2016	W	4-0	H^
	W	2-1	H^
	L	2-7	A
	W	3-1	A
2019	W	7-5	H
2023	L	0-4	H
	W	1-0	H

SOUTH DAKOTA STATE:

FSU LEADS (4-0)

Home: 4-0...Away: 0-0...Neutral: 0-0

2010	W	12-0	H
	W	6-0	H
2024	W	11-5	H
	W	8-0 (6)	H

SOUTH FLORIDA: (FSU LEADS 2-0)

Home: 2-0...Away: 0-0...Neutral: 0-0

2019	W	12-1	H
2022	W	8-0 (5)	H^

SE LOUISIANA: (FSU LEADS 3-0)

Home: 3-0...Away: 0-0...Neutral: 0-0

2003	W	4-1	H
2005	W	6-0	H
2021	W	3-0	H

SW MISSOURI STATE: (FSU LEADS 2-1)

Home: 2-0...Away: 0-0...Neutral: 0-1

1985	W	4-3	H
	L	0-1	N
1989	W	14-0	H

SOUTHERN ILLINOIS: (FSU LEADS 8-4)

Home: 6-3...Away: 0-0...Neutral: 2-1

1988	W	5-1	H
	L	1-2	H
1989	W	4-2	H
1990	W	4-0	H
1993	W	1-0	H
1996	L	3-4	H
2002	W	2-1	H
2005	L	0-4	H
2007	L	4-1	N
	W	6-0	H
2010	W	9-1	N
2012	W	2-0	N

SOUTHERN MISS: (FSU LEADS 14-5)

Home: 9-4...Away: 2-0...Neutral: 3-1

1984	W	1-0	A
	W	1-0	A
	W	3-0	N
1987	W	13-3	H
1990	W	4-0	N
	W	11-0	N
1999	L	0-1	N
2000	L	0-9	H
	L	1-4	H
2004	W	5-1	H
	W	9-1	H
2007	W	2-0	H
	W	6-1	H
2008	W	11-3	H
2010	L	1-2	H
2013	L	1-2	H
2014	W	5-1	H
	W	11-0	H
	W	12-0	H

STANFORD: (FSU LEADS 3-2)

Home: 0-0...Away: 0-0...Neutral: 3-2

1985	W	9-1	N
1998	L	0-1	N^
2013	L	1-3	N
2017	W	8-2	N
2024	W	4-0	N

STEPHEN F. AUSTIN: (FSU LEADS 5-1)

Home: 1-0...Away: 0-0...Neutral: 3-1

1984	L	0-2	N
------	---	-----	---

1990	W	5-2	N
2009	W	4-3	N
	W	10-5	N
2012	W	4-3 (8)	H
2016	W	11-0	H

STETSON: (FSU LEADS 16-1)

Home: 10-0...Away: 3-0...Neutral: 3-1

1985	W	2-1	H
	W	4-1	N
1987	W	7-0	N
	L	3-4	N
	W	18-0	N
1989	W	6-0	H
1990	W	3-2	H
1994	W	7-0	H
	W	5-0	H
1995	W	8-0	H
	W	2-0	H
1996	W	1-0	H
	W	6-2	H
2000	W	2-0	A
	W	8-2	A
2022	W	4-1	H
2023	W	7-2	A

SUSQUEHANNA: (FSU LEADS 2-0)

Home: 2-0...Away: 0-0...Neutral: 0-0

1985	W	11-0	H
	W	8-2	H

TEMPLE: (FSU LEADS 12-1)

Home: 6-0...Away: 0-0...Neutral: 6-1

1985	W	2-0	H
	W	3-0	H
1986	W	7-0	N
	W	2-0	N
1987	L	0-1 (8)	N
	W	6-3	N
	W	5-0	N
1988	W	3-0	H
	W	2-0	H
	W	4-3	N
1989	W	2-1	H
	W	8-2	H
	W	3-1	N

TENNESSEE: (TENN LEADS 5-4)

Home: 0-0...Away: 1-2...Neutral: 3-3

2006	L	0-1	N
2008	L	5-8	N
2015	L	1-4	N
	L	2-3	A6
	W	6-1	A6
	L	2-1	A6
2019	W	5-2	N
2022	W	9-3	N
2023	W	5-1	N

TENNESSEE STATE: (FSU LEADS 1-0)

Home: 1-0...Away: 0-0...Neutral: 0-0

2013	W	8-0	H
------	---	-----	---

TENNESSEE TECH: (FSU LEADS 5-1)

Home: 2-0...Away: 0-0...Neutral: 3-1

1986	W	8-0	N
	W	11-1	N
1987	W	10-0	N
2007	L	9-8 (8)	N
2012	W	5-2	H
	W	8-0	H

TEXAS: (UT LEADS 8-5)

Home: 1-1...Away: 1-3...Neutral: 3-4

1998	L	1-9	N
------	---	-----	---

2000	L	0-1	N
2002	W	1-0	H
	L	2-4	N
2004	W	2-1	N
2005	L	2-7	N
2009	L	2-3	A
	W	6-4	A
	W	2-0	N
2013	L	2-3	A^
	L	0-4	A^
2022	W	9-2	N
2024	L	0-10 (6)	H

TEXAS A&M: (TEXAS A&M LEADS 6-4)

Home: 1-1...Away: 0-1...Neutral: 3-4

1984	L	2-6	N
1985	L	1-2	A
1986	W	1-0	N
1988	L	0-1	N^
1990	W	3-1	N
	W	5-0	N^
1994	L	3-7	H
2004	W	8-0	H
2008	L	0-7	N
2017	L	0-2	N

TEXAS-ARLINGTON: (UTA LEADS 1-0)

Home: 0-0...Away: 0-0...Neutral: 0-1

1990	L	0-2	N
------	---	-----	---

TEXAS STATE: (FSU LEADS 2-0)

Home: 0-0...Away: 2-0...Neutral: 0-0

2018	W	4-2	A
	W	8-0	A

TEXAS TECH: (TEXAS TECH LEADS 4-2)

Home: 1-0...Away: 0-0...Neutral: 1-4

2000	W	3-0	N
2002	L	1-4 (8)	N
	L	7-8 (9)	N
2003	L	0-1	N^
2010	L	1-2	N
2024	W	9-8	H

TOLEDO: (FSU LEADS 9-1)

Home: 7-1...Away: 0-0...Neutral: 2-0

1985	W	3-2	H
1986	W	4-0	H
1987	L	0-3	H
	W	9-6	H
	W	8-1	H
1991	W	1-0	N
1993	W	11-0	H
	W	4-0	H
1999	W	9-1	H
2019	W	5-4	N

TROY: (FSU LEADS 32-12-1)

Home: 23-7...Away: 9-4-1...Neutral: 0-1

1995	W	3-1	H
	W	3-0	H
1996	W	5-2	H
	L	1-2	H
1997	W	3-2	A
	L	1-1	A
1998	L	0-5	H
	W	5-4	H
1999	W	6-1	H
	W	7-0	H
2000	W	2-1	H
2001	W	11-0	H
	W	1-0	A
	L	1-2	A
2002	L	2-4	N
	W	7-2	H
	W	9-1	H
2003	W	8-3	A
	W	7-1	A
2004	W	11-2	H
	W	6-2	H
2005	L	3-5	A
	L	1-3	A



SERIES RECORDS

Table with columns for Year, Result, Score, and Status. Rows include years 2006 through 2023.

TULSA: (TULSA LEADS 2-1)

Table with columns for Year, Result, Score, and Status. Rows include years 2013, 2014, and 2016.

UAB: (FSU LEADS 6-1)

Table with columns for Year, Result, Score, and Status. Rows include years 2002, 2003, 2011, and 2016.

UCF: (FSU LEADS 25-5)

Table with columns for Year, Result, Score, and Status. Rows include years 2002 through 2024.

UCLA: (UCLA LEADS 13-9)

Table with columns for Year, Result, Score, and Status. Rows include years 1990 through 2017.

Table with columns for Year, Result, Score, and Status. Rows include years 2018 through 2024.

ULM: (FSU LEADS 3-0-1)

Table with columns for Year, Result, Score, and Status. Rows include years 1984, 1985, and 1988.

UNLV: (FSU LEADS 5-1)

Table with columns for Year, Result, Score, and Status. Rows include years 1990 through 2004.

USC UPSTATE: (FSU LEADS 1-0)

Table with columns for Year, Result, Score, and Status. Row includes year 2015.

USF: FSU LEADS (40-13)

Table with columns for Year, Result, Score, and Status. Rows include years 1985 through 2017.

UTAH: (UTAH LEADS 8-5)

Table with columns for Year, Result, Score, and Status. Rows include years 1986 through 2016.

UTAH STATE: (FSU LEADS 3-1)

Table with columns for Year, Result, Score, and Status. Rows include years 1985 through 1999.

UTEP: (FSU LEADS 1-0)

Table with columns for Year, Result, Score, and Status. Row includes year 2014.

VALPARAISO: (FSU LEADS 3-0)

Table with columns for Year, Result, Score, and Status. Rows include years 1986 through 2016.

VILLANOVA: (VILLANOVA LEADS 2-0)

Table with columns for Year, Result, Score, and Status. Rows include years 2000 and 2020.

WASHINGTON (SERIES TIED 8-8)

Table with columns for Year, Result, Score, and Status. Rows include years 1996 through 2023.

WEST FLORIDA: (FSU LEADS 47-4)

Table with columns for Year, Result, Score, and Status. Rows include years 1983 through 1990.

Table with columns for Year, Result, Score, and Status. Rows include years 1991 through 1995.

WESTERN CAROLINA: (FSU LEADS 3-0)

Table with columns for Year, Result, Score, and Status. Rows include years 1981 and 2012.

WESTERN ILLINOIS: (FSU LEADS 8-3)

Table with columns for Year, Result, Score, and Status. Rows include years 1984 through 2006.

WESTERN KENTUCKY: (FSU LEADS 1-0)

Table with columns for Year, Result, Score, and Status. Row includes year 2015.

WESTERN MICHIGAN (FSU LEADS 2-0)

Table with columns for Year, Result, Score, and Status. Rows include years 2006 and 2024.

WICHITA STATE: (FSU LEADS 1-0)

Table with columns for Year, Result, Score, and Status. Row includes year 1990.

WINTHROP: (FSU LEADS 6-0)

Table with columns for Year, Result, Score, and Status. Rows include years 1987 through 2003.

WISCONSIN: (FSU LEADS 6-1)

Table with columns for Year, Result, Score, and Status. Rows include years 1997 through 2011.

UNIVERSITY ADMINISTRATION



RICHARD McCULLOUGH University President

Richard McCullough became the 16th president of Florida State University on Aug. 16, 2021, bringing more than 30 years of academic research and leadership experience to the role as well as a commitment to innovation, entrepreneurship, and student success.

President McCullough is focused on building on Florida State University's foundation as a top public university and pursuing a bold vision for the future.

Since assuming the presidency, he has recruited world-class faculty, staff, and administrators; invested in academic excellence, student success, and faculty and staff; grown the university's research portfolio; encouraged student and faculty entrepreneurial endeavors; cultivated relationships with elected officials and community leaders; enhanced fundraising efforts; and promoted athletic success.

Under McCullough's leadership, the university launched FSU Health — one of the largest and most ambitious projects in Florida State history. This initiative will transform health care delivery, education, and biomedical research in North Florida.

Prior to joining FSU, McCullough had served as vice provost for research and professor of materials science and engineering at Harvard University since 2012. In this role, he oversaw the development, review and implementation of strategies, planning, and policies related to academic research. In addition, he led an office of Foundation and Corporate Engagement and assisted in the oversight of more than 25 interdisciplinary institutes, centers and initiatives across the university.

During his tenure, McCullough successfully built and launched the new Harvard Data Science Initiative, a collaboration between 12 of the university's schools and more than 120 faculty, which led to the creation of three new master's programs and many new undergraduate courses.

McCullough developed and launched a new structural biology program and cryo-electron microscope facility that partners Harvard Medical School with three Boston-area hospitals. He also led the development of a new \$100 million, multi-institution collaboration to build the Advanced Biological Innovation and Manufacturing Center and Facility, known as Landmark Bio, which is a hub for medical research and education, as well as economic and workforce development.

Previously, McCullough spent 22 years at Carnegie Mellon University in Pittsburgh, where he began his academic career as an assistant professor of chemistry in 1990 and became the Thomas Lord Professor of Chemistry in 2009. He was promoted to head of the chemistry department in 1998 and then served as dean of the Mellon College of Science from 2001 to 2007 before becoming the university's vice president for research.

McCullough, who holds multiple patents and is the founder of two companies, has a rich background in entrepreneurship and innovation. At Carnegie Mellon, he developed a vibrant innovation ecosystem, including the Greenlighting Start-ups Initiative that exponentially increased the generation of university spin-out companies and corporate engagement. In 2013, he was elected a fellow of the National Academy of Inventors.

McCullough is the author of numerous peer-reviewed articles and serves on the editorial boards of several academic journals, including *Advanced Materials*. He has been an innovation, entrepreneurship, and technology transfer advisor to Oxford University, Princeton University and Washington University at St. Louis.

A first-generation college student from Mesquite, Texas, McCullough attended Eastfield Community College before earning a bachelor's degree in chemistry from the University of Texas at Dallas in 1982 and a doctoral degree in organic chemistry from Johns Hopkins University in 1988. McCullough also spent two years as a postdoctoral fellow at Columbia University in New York.

He and his wife, Jai Vartikar, have two children, Jason and Dylan, daughter-in-law, Sarah Christian, and two granddaughters, Gladys and Archer.

2024-25 FLORIDA STATE BOARD OF TRUSTEES



PETER COLLINS
Chair



MAXIMO ALVAREZ



KATHRYN BALLARD



BRIDGETT BIRMINGHAM



JACKSON BOISVERT



VIVIAN de las CUEVAS-DIAZ



JORGE GONZALEZ



JIM W. HENDERSON



JUSTIN ROTH



DEBORAH SARGEANT



BOB SASSER
Vice Chair



JOHN THIEL



DREW WEATHERFORD



ATHLETICS ADMINISTRATION



MICHAEL ALFORD
Vice President
Director of Athletics



STEPHEN PONDER
President and CEO
Seminole Boosters



CINDY HARTMANN
Deputy Athletics Director
Administration/SWA



DOUG WALKER
Deputy Athletics Director
Strategic Communication



SARAH THOMAS
Executive Assistant to the
Vice President and Director
of Athletics



DERRIL BEECH
Sr. Assoc. Athletics Director
Marketing and Fan Engagement



ROSS COBB
Senior Associate Athletics
Director/CFO



JP SINCLAIR
Chief Financial Officer
Seminole Boosters



KARI TEREZAKIS
Senior VP/Stewardship
Seminole Boosters



CHRIS WILSON
Senior VP/Development
Seminole Boosters



BEN ZIERDEN
Sr. Assoc. Athletics Director
Facilities and Capital
Projects



DR. MIKE BRADY
Faculty Athletics
Representative



TASHA FISHER
Associate Athletics Director
Governance and
Compliance



MIGUEL NEGRÓN
Associate Athletics Director
Academics



STUART PEARCE
Associate Athletics Director
Facilities and Event
Management



SCOTT TRULOCK
Associate Athletics Director
Health and Performance



ROB WILSON
Associate Athletics Director
Communications



JASON BAIDEN
Assistant Athletics Director
Equipment Operations



DEREK SATTERFIELD
Assistant Athletics Director
Public Relations



JACK CHATHAM
Assistant Athletics Director
Ticket Operations and
Service



CHARLIE HOGAN
Assistant Athletics Director
Academics



JUSTIN JACOBS
Assistant Athletics Director
Information Technology



SARAH PETRONIO
Assistant Athletics Director
Student-Athlete
Development



JEFFREY PRITSKER
Assistant Athletics Director
Business



TITUS QUEEN
Assistant Athletics Director
Facilities and Event
Management

MEDIA INFORMATION

A NOTE TO THE MEDIA, FANS AND OPPONENTS

Florida State Assistant Sports Information Director Tim Hofmann is ready to assist you with any questions or requests you may have about the 2025 Seminole softball program, almanac, coaches and student-athletes. Please do not hesitate to contact the FSU Sports Information office if we can further assist you.

PLAYERS & COACHES INTERVIEWS

All players and coaches interviews should be arranged through the sports information office by contacting Tim Hofmann at (402) 984-4761 or at thofmann@fsu.edu at least 24 hours in advance. Student-athlete's phone numbers will not be released. Media may not contact any student-athlete through the use of social media, including Facebook, Instagram and Twitter.

HOW TO COVER THE SEMINOLES

Members of the media are supplied with weekly press releases, including updated statistics, as well as conference and national rankings and information on upcoming games. This information may be obtained at www.seminoles.com.

WHERE THE HOME GAMES WILL BE

All of the 2024 softball home games take place on JoAnne Graf Field at the Seminole Softball Complex (capacity 1,400). Media should notify Tim Hofmann prior to home games if they plan to attend. Any accredited photographer wishing to shoot the games must check in with Tim Hofmann prior to game day.

FSU ON THE WEB

All the game stories, updated stats, weekly releases and Seminole softball news you could ever ask for is available 24 hours a day, 365 days a year at Seminoles.com. The official FSU athletics Web site is your first stop for all the information you could ever need on the Seminole softball team and is updated immediately following each game.

FOLLOW FSU SOFTBALL ON SOCIAL MEDIA

Media and fans are encouraged to follow @FSU_Softball on the team's official Twitter page and Facebook ([Facebook.com/FSUSoftball](https://www.facebook.com/FSUSoftball)) for instantaneous information surrounding the squad. FSU softball also has accounts on Snapchat ([fsu_softball](https://www.snapchat.com/add/fsu_softball)) and Instagram ([fsusoftball](https://www.instagram.com/fsusoftball)). Throughout the 2025 regular season, in-game tweeting will be provided in addition to livestats on Statbroadcast.com.

Contact Us At: Phone: 850-644-1403 / Fax: 850-644-3820


Address Inquiries To:

Florida State Sports Information
PO Drawer 2195
Tallahassee, FL 32316

Ship Overnight Packages To:

Florida State Sports Information
403 Stadium Drive West, Room D0107
Tallahassee, FL 32306

PUBLIC RELATIONS DIRECTORY



Tim Hofmann
Assistant Public Relations
Director - Softball



Derek Satterfield
Assistant AD for Public
Relations - Football



Steven McCartney
Public Relations
Director - Football




Christa Salerno
Public Relations Director
WBB/Men's Golf/Football Media
Coordinator



Chuck Walsh
Deputy Public Relations
Director - MBB/WGOLF



Charlie Healy
Assistant Public Relations
Director - Baseball/Swimming
and Diving



Jennifer Coleman
Public Relations Assistant
Track and Cross Country



Keaton Laurendine
Public Relations Assistant
Beach Volleyball



Jack Oliaro
Public Relations Assistant
Soccer/Men's Tennis





2025 TEAM PHOTO ROSTER



1
Hallie Wacaser
R-SR - OF
Centerton, Ark.



2
Addie DeLong
FR - OF
Mechanicsburg, Ohio



3
Isa Torres
SO - INF
Georgetown, Texas



4
Jahni Kerr
R-SR - OF
Mableton, Ga.




7
Angelee Bueno
SO - INF
Oviedo, Fla.



9
Shelby McKenzie
FR - INF
Pace, Fla.



10
Mimi Gooden
SO - P
Milton, Fla.



11
Ashtyn Danley
SO - P/UT
Winchester, Tenn.



12
Amaya Ross
SR - INF
Jacksonville, Fla.



17
Julia Apsel
SR - P
Glen Gardner, N.J.




22
Annie Potter
SR - INF
Largo, Fla.



23
Kennedy Harp
SO - OF
Lawrenceville, Ga.



24
Madi Frey
JR - C
Lutz, Fla.



27
Krystina Hartley
SR - INF
St. Petersburg, Fla.



31
Makenna Reid
JR - P
Portland, Ore.



32
Jazy Francik
FR - P
Rockledge HS



42
Jaysoni Beachum
SO - INF
Tallahassee, Fla.



44
Isabella Ruggiero
FR - C/UT
West Palm Beach, Fla.



51
Michaela Edenfield
R-SR - C
Sneads, Fla.



66
Annabelle Widra
SR - P/INF
Hoover, Ala.



77
Katie Dack
SR - C/UT
Parker, Colo.



HC
Lonni Alameda
Head Coach



AC
Travis Wilson
Assistant Coach



AC
Troy Cameron
Assistant Coach



AC
Kaleigh Rafter
Assistant Coach