FLORIDA STATE

FOOTBALL

2026 MEDIA GUIDE

FLORIDA STATE SEMINOLES
TALLAHASSEE, FLORIDA
EST. 1851

So fight, fight, fight, fight, for victory the Seminoles of Florida State! F-L-O-R-I-D-A-S-T-A-T-E Florida State, Florida State, Florida State!

TABLE OF CONTENTS

MEDIA

Table of Contents/Credits/Quick Facts	1
Media Guidelines/Public Relations Contacts	2
ACC Network	3

PREVIEW

Team Breakdown	5
2026 Rosters/Pronunciations	6-7
2026 Opponents	8
All-Time Results vs. 2026 Opponents	9

2026 TEAM

Returners	11-27
Early Enrollees	28-38
Newcomers	39-40

COACHES

Head Coach Mike Norvell	42-45
Defensive Coordinator Tony White	46-47
Offensive Coordinator/WR Tim Harris Jr.	48-49
Deputy Head Coach/TE Chris Thomsen	50-51
Cornerbacks Coach Blue Adams	52-53
Safeties Coach Evan Cooper	54-55
Offensive Line Coach Herb Hand	56-57
Defensive Line Coach Terrance Knighton	58-59
Running Backs Coach Kam Martin	60-61
Special Teams Coordinator Adam Scheier	62-63
Linebackers Coach Ernie Sims	64-65
Quarterbacks Coach Austin Tucker	66-67
Edges Coach/Pass Rush Specialist Nick Williams	68-69
Support Staff	70-74
All-Time Assistant Coaches	75
FSU President Richard McCullough/Board of Trustees	76
Athletics Administration	77

REVIEW

2025 Game Summaries	79-82
2025 Game Results/Team Statistics	83
2025 Individual Statistics	84
2025 Defensive Statistics	85
2025 Game-by-Game Statistics	86-88
2025 Participation	89
2025 Game-by-Game Starts/Career Starts/Game Highs	90
2025 Game-by-Game FSU Team Statistics	91
2025 Game-by-Game Opponent Team Statistics	92

HONORS

College Football Hall of Fame	94-99
Florida State Hall of Fame	100
Retired Numbers & Jerseys	101-103
Heisman Trophy	104-105
Thorpe & Butkus Awards	106
Groza Award	107
Lombardi Award & Rimington Trophy	108
O'Brien, Maxwell, Manning & Unitas Awards	109-110
Mackey Award	111
Wuerffel Trophy & Good Works Team	112
Coach of the Year Awards	113
Consensus All-Americans	114-119
All-Americans	120-122
Academic Awards	123
All-Conference Honorees	124-126
All-Time Lettermen	127-130
All-Time Jersey Numbers	131-136

IN THE PROS

Pro Football Hall of Fame	138-139
National/Super Bowl Champions	140
Seminoles on NFL Rosters	141
All-Rookie/Pro Bowl/Super Bowl Participants	142
NFL Draft History	143-144
FSU All-Time NFL Players	145-147

RECORDS

FSU All-Time Coaches & Captains	149
Passing Records	150-152
Rushing Records	153-155
Receiving Records	156-158
Total Offense Records	159
Defense Records	160-161
Scoring Records	162
Kicking/Punting Records	163
Punt & Kick Return Records	164
Blocked Kicks and Punt Records	165-167
All-Time Shutouts	168
Year-by-Year Statistics	169-170
All Opponents/Homecoming Results	171
Best Performances by Opponents	171
Florida State Series History	172-175
FSU in AP Weekly Poll	176-177
FSU vs. AP Ranked Opponents	177
FSU in All-Time BCS/CFP Weekly Rankings	178
Largest Margin of Victory	179
Year-by-Year Results	180-184
Bowl Game Recaps	185-200

THIS IS FSU

1993 National Championship	202
1999 National Championship	203
2013 National Championship	204
Bobby Bowden Field at Doak Campbell Stadium	205-206
Albert J. Dunlap Football Center	207
First-Class Facilities	208
Sod Cemetery	209
Osceola & Renegade	210
Strength & Conditioning/Performance Nutrition	211
Sports Medicine	212
Brief History of FSU Football	213-214
The Bowden Era	215-216
FSU Football Tradition	217
Nike	218
The ACC	219
The Unconquered People	220

CREDITS

Editor: Derek Satterfield

Writing, Research & Editing Assistance: Steven McCartney, Christa Salerno, Rob Wilson, Andrew Brady, Bob Perrone

Covers & Dividers: Patrick Perala & Ryan Amstutz

FSU Photographers: Mike Erdelyi, Susan Erdelyi, Jeremy Esbrandt, Phil Kelly, Ken Lanese, Ryals Lee, Don Juan Moore, Ross Obley, Mike Olivella, Bill Pearce, Jeff Romance, Mitch White, Calvin Bridges IV, Candice Hatch, Garrett Goodwin, Sergei LeFaivre, Ryen Deangelis, Callie Patronis, Olivia Ammon, Aubrey Oriol, Jack Bartlett, Sumner Wiley, Jack Mathieson, Will Hansen, Kenzie Lasseter, Janet Zhang, Kate Eldridge, Damon Herota, Mitchell Miller

Getty Images: Nick Cammett, Jason Miller, Mike Powell, Kevin C. Cox, David Becker, Jon Durr, Andy Lyons, Tom Pennington, Jonathan Daniel, Jamie Squire, Christian Petersen, Thearon W. Henderson, Ronald Martinez, Jonathan Bachman, Rich Storry, Ishika Samant, Emilee Chinn, Maddie Meyer, Nic Antaya, Carmen Mandato, Timothy T. Ludwig, Chris Graythen

Award Photography: The Heisman Trophy Trust, Walter Camp Foundation, The Davey O'Brien Educational and Charitable Trust of Fort Worth, Wuerffel Trophy, Wally Porter (Manning Award), College Football Hall of Fame, Pro Football Hall of Fame

Other Photography: FSU University Communications, USA Today Sports Images: Phil Ellsworth, Jimmy Stewart

FLORIDA STATE QUICK FACTS

President	Richard McCullough
Location	Tallahassee, Fla.
Enrollment	46,184
Founded	1851
Symbol	Seminoles
Colors	Garnet and Gold
Conference	ACC
All-Time Record	600-298-17 (.665)
Seasons	80th in 2026
Bowl Appearances	50
Stadium	Bobby Bowden Field at Doak S. Campbell Stadium
Stadium Capacity	67,277
Surface	Natural Grass
Director of Athletics	Michael Alford
Faculty Athletics Representative	Dr. Mike Brady
Head Coach	Mike Norvell
Record at FSU	38-34 (7th season)
Overall Record	76-49 (11th season)
Letterwinners Returning/Lost	29/47
Starters Returning/Lost	7/18
Football Contact	Derek Satterfield
Office Phone	(850) 645-7683
Email	dsatterfield@fsu.edu
Website	Seminoles.com

MEDIA GUIDELINES

All media who wish to cover FSU athletics will be expected to comply with all the procedures of the University, ACC and FSU Public Relations Office in order to be credentialed. Procedures will be provided in detail at the start of the 2026-27 athletic year and are subject to change at any time.

INTERVIEWS

Media interviews with all FSU players and coaches MUST be arranged through the Public Relations Office. Email Derek Satterfield (dsatterfield@fsu.edu) to arrange interviews with head coach Mike Norvell, assistant coaches, staff and all student-athletes. Please give as much advance notice as possible when requesting interviews.

Players will be available at designated times during the season.

Players' phone numbers will not be given to the media and players should not be called directly or contacted through social media to arrange interviews or ask questions.

HEAD COACH MIKE NORVELL

FSU head coach Mike Norvell will hold his weekly press conference on Mondays during the season. Contact the Public Relations Office or refer to the weekly release for exact times for the press conferences, which will begin during the week of the first game and run throughout the season, as well as additional media opportunities during game weeks.

All interview requests for Coach Norvell are coordinated through the FSU Public Relations Office by emailing Derek Satterfield (dsatterfield@fsu.edu).

VIDEO SERVICES

Florida State's Public Relations Office has the ability to assist networks and television stations by providing video services through Seminole Productions, Inc. (SPI). Please call Kirby Kander at (850) 644-8036 to arrange for these services. For more information on Seminole Productions, visit sempro.cci.fsu.edu.

XOS DIGITAL EXCHANGE

The Florida State Public Relations Office has partnered with XOS Digital in order to provide over-the-air television stations with instantaneous access to video content. The partnership involves the use of the company's Digital Media Xchange Server that will allow television stations to pull down video content year-round. The data transfer speed is much faster than a traditional FTP service allowing very large files to be downloaded in just minutes.

The password-protected video FTP site will be hosting Monday press conferences with head coach Mike Norvell as well as post-practice availabilities throughout the week.

If you have an interest in creating an account that gives you access to the video weekly, please email Derek Satterfield (dsatterfield@fsu.edu). If you are looking for access for a particular game week, please email prior to that game to set up a guest account.

SOCIAL MEDIA

Florida State Public Relations is making a continued effort in 2026-27 to utilize social media outlets as another way of passing information to our fans and those who cover our programs. FSU Football's X account @FSUFootball and Instagram feed @FSUfootball provide updated information and behind-the-scenes news as does the Noles' Facebook page - facebook.com/FSUFootball.

FSU Football | FSUSeminoles

FSU Football | Seminoles

FSUSeminoles

FSUFootball

CREDENTIAL REQUESTS

All requests for working press, radio, television, photography or scouting credentials should be directed to our online credentialing site located on the Media Center link on the Seminoles.com football page no later than the **Wednesday** before the game. **PHOTOS WILL BE REQUIRED AND MUST BE UPLOADED AT THE TIME YOU REQUEST CREDENTIALS. PHOTO MUST BE IN COLOR AND PROVIDE A CLEAR VIEW OF YOUR FACE.** Requests for the home opener should be made at least two weeks prior to the first game. Space for the working press, radio and television is allocated by the FSU Public Relations Office. Any credential questions can be answered by Public Relations Director Christa Salerno (csalerno@fsu.edu).

INTERNET ACCESS

Internet access is available in the ninth level press box and any additional media work space. Access will be granted through the FSUMedia network. The password will be available on all seat cards and will also be posted throughout the press box. All game day materials, including game notes, media guides and stats, will be made available through Seminoles.com.

RADIO-TV

Florida State will host both home and visiting radio in booths in the press box. The live television broadcast will be working from a mid-field booth on the ninth level. Both home and visiting radio will broadcast from booths at the south end of the ninth level.

UNCONQUERED MEDIA

Unconquered Media is responsible for presenting the Seminoles online. Offices are located on the second floor of the Moore Athletics Center.

The department manages content for FSU's Seminoles Unconquered app, the Seminoles' YouTube page and video content on Seminoles.com.

SEMINOLES.COM ALSO PROVIDES:

- Live game audio featuring "The Voice of the Seminoles" Jeff Culhane and William Floyd
- Live press conference coverage Mondays and after games
- Live in-game stats
- Unique written and video content aimed at engaging and informing Seminole fans
- Roster, schedules, media guides, record books, game notes and more

PRIMARY FOOTBALL CONTACTS

DEREK SATTERFIELD
Assistant Athletics Director
Public Relations
850-645-7683 (O)
850-228-7204 (C)
dsatterfield@fsu.edu

STEVEN McCARTNEY
Director
850-644-3920 (O)
850-322-6711 (C)
smccartney@fsu.edu

CHRISTA SALERNO
Director
850-644-5653 (O)
850-228-3486 (C)
csalerno@fsu.edu

CONTACT US

850-644-1403; Fax 850-644-3820

MAILING ADDRESS

Florida State Public Relations
PO Box 2195
Tallahassee, FL 32316

SHIPPING ADDRESS

Florida State Public Relations
403 Stadium Drive, West
Room D-0107
Tallahassee, FL 32306

ACC NETWORK

Come to ACC Network for everything you love about ACC Football. It's the traditions, triumphs and rivalries. It's the culture, competition and unrivaled coverage, year-round. It's more than the game. COME FOR IT ALL.

ACC Huddle is the all-day destination for ACC Football, providing a mix of expert analysis and fun every Saturday. Each week, a significant ACC game will be selected where the crew will part of game day on campus and get you ready for kickoff. Coverage kicks off in the morning, continues all day between games and concludes with the nightcap show, ACC Huddle Final Score. Plus, ACC Huddle Tailgate travels alongside ACC Huddle each week, bringing games, giveaways, talent appearances and more to campus.

Watch all season long on ACCN and streaming live on the ESPN App.

PREVIEW

FLORIDA STATE SEMINOLES
TALLAHASSEE, FLORIDA
EST. 1851

So fight, fight, fight, fight, for victory the Seminoles of Florida State! F-L-O-R-I-D-A-S-T-A-T-E Florida State, Florida State, Florida State!

TEAM BREAKDOWN

LETTERWINNERS

Returning	**29**
Offense	11
Defense	18
Special Teams	0
Lost	**47**
Offense	23
Defense	20
Special Teams	4

STARTERS

Returning	**7**
Offense	2
Defense	5
Special Teams	0
Lost	**18**
Offense	9
Defense	6
Special Teams	3

STARTERS RETURNING (7)

Offense (2)

WR	Duce Robinson
WR	Micahi Danzy

Defense (5)

DT	Daniel Lyons
DB	Ja'Bril Rawls
DB	Ashlynd Barker
LB	Blake Nichelson
LB	Omar Graham Jr.

Special Teams (0)

STARTERS LOST (18)

Offense (9)

QB	Tommy Castellanos
RB	Gavin Sawchuk
LT	Gunnar Hansen
LG	Richie Leonard IV
C	Luke Petitbon
RG	Adrian Medley
RT	Micah Pettus
WR	Lawayne McCoy
TE	Randy Pittman Jr.

Defense (6)

DE	James Williams
DT	Darrell Jackson Jr.
LB	Justin Cryer
DB	Jerry Wilson
DB	Earl Little Jr.
DB	Edwin Joseph

Special Teams (3)

K	Jake Weinberg
P	Mac Chiumento
LS	Mason Arnold

RETURNING STATISTICAL LEADERS

RUSHING	G	ATT	YDS	AVG	TD	LG	YPG
Ousmane Kromah	12	72	408	5.7	0	23	34.0
Samuel Singleton Jr.	11	51	360	7.1	4	53	32.7

PASSING	G	EFF.	C-A-INT	PCT.	YDS	TD	YPG
Kevin Sperry	3	205.3	12-17-0	70.6	194	2	64.7

RECEIVING	G	REC	YDS	AVG	TD	LG	YPG
Duce Robinson	12	56	1,081	19.3	6	82	90.1
Micahi Danzy	12	27	571	21.1	3	66	47.6

TACKLES	TOTAL	(UA-A)	TFL	SACKS	INT	PBU	FF-FR
Ashlynd Barker	48	(26-22)	5.0-17	3.5-14	0	2	0-0
Blake Nichelson	43	(24-19)	6.5-22	1.0-8	0	1	0-1
Ja'Bril Rawls	40	(22-18)	2.0-6	0.0-0	1	2	0-1

PLAYERS BY STATE/HOMETOWN

Florida (51)
Bradenton: Chuck Kennon; **Celebration:** Greyson Labiad; **Clearwater:** Jarvis Boatwright Jr., Darin Townsend; **Cocoa:** Jayvan Boggs, Chavez Thompson; **Crestview:** Zay Parks; **East Lake:** Mike Ionata; **Fort Lauderdale:** Omar Graham Jr., Gemari Sands, Zae Thomas; **Fort Myers:** Judah Daniels; **Fort Pierce:** Jordan Crutchfield; **Gainesville:** Donny Hiebert; **Havana:** Trent Rogers; **Hollywood:** Jasen Lopez; **Jacksonville:** Nehemiah Chandler, Tae'Shaun Gelsey, K.J. Kirkland, Deante McCray, Desirrio Riles; **Key West:** Andrè Otto; **Marianna:** Amari Thomas; **Miami:** Darryll Desir, Mandrell Desir, Jamari Howard, Daniel Lyons, Karon Maycock; **Miramar:** Brandon Bennett; **Naples:** Brandon Torres; **Opa-Locka:** Tre Bell III; **Pace:** Tylon Lee; **Pensacola:** Jonathan Daniels, Ja'Bril Rawls; **Ponte Vedra Beach:** Corbyn Fordham; **Quincy:** Jakobe Green; **Sanford:** Ethan Pritchard; **Sarasota:** Carter Jula, Charles Lester III; **St. Petersburg:** Christian Collins-Murray; **Tallahassee:** Micahi Danzy, Michael Grant, Keenen Jeune; **Tampa:** Tony Bland, AJ Cottrill, Alex Nocco, Darryon Williams; **Tavares:** Izayia Williams; **Vero Beach:** EJ White; **West Palm Beach:** Ricky Knight III, Max Redmon

Georgia (22)
Athens: Gavin Markey; **Atlanta:** Wihtlley Cadeau, Devin Carter, Antonio Cromartie Jr., Xavier Tiller; **Bainbridge:** Daylen Green; **Buford:** Ashton Daniels; **Columbus:** Ashlynd Barker; **Douglasville:** Donald Akhibi; **Dublin:** Jayden Todd; **East Atlanta:** Earnest Rankins; **Greensboro:** Kevin Wynn; **Leesburg:** Ousmane Kromah; **Marietta:** Paul Bowling, Caleb LaVallee, Noah LaVallee; **Milton:** Drew Hardwick; **Moultrie:** Landen Thomas; **Powder Springs:** Chris Carbin; **Sandy Springs:** Sean Poret; **Thomasville:** Cam Brooks; **Warner Robins:** Chastan Brown

South Carolina (5)
Beaufort: Xavier Chaplin; **Charleston:** Steven Pickard Jr.,Samuel Singleton Jr.; **Greenville:** Franklin Whitley; **Ridgeville:** Jaemin Pinckney

Texas (5)
Coppell: Chimdia Nwaiwu; **Denton:** Kevin Sperry; **Houston:** CJ Richard Jr.; **Mansville:** Rylan Kennedy; **Mexia:** Quintrevion Wisner

California (4)
Inglewood: Jordan Sanders; **Long Beach:** Jaden O'Neal; **Ripon:** Blake Nichelson; **San Diego:** Gabe Panikowski

Mississippi (3)
Byram: Chris Jones; **Meridian:** Quindarrius Jones; **Southaven:** Chris Thomas

New Jersey (3)
Irvington: Mikai Gbayor; **Newark:** Ma'Khi Jones; **Upper Saddle River:** Dean DeNobile

Alabama (2)
Anniston: Bradyn Welch-Joiner; **Birmingham:** Jonah Winston

Ohio (2)
Cincinnati: Karson Hobbs; **Springdale:** Nate Pabst

Arizona (1)
Phoenix: Duce Robinson

Connecticut (1)
New Haven: Teriq Mallory

Louisiana (1)
Slidell: Jalen Anderson

Minnesota (1)
Rochester: Ethan Post

Nebraska (1)
Omaha: Chase Loftin

North Carolina (1)
Charlotte: Malachi Marshall

Pennsylvania (1)
McKeesport: Deamontae Diggs

Tennessee (1)
Memphis: Steven Moore

Wisconsin (1)
Whitefish Bay: Caleb Bowers

Australia (1)
Melbourne: Daniel Hughes

Ireland (1)
Plumbridge: Conor McAneney

New Zealand (1)
Auckland: Nikau Hepi

United Kingdom (1)
Croydon: Luke Francis Jr.

2026 NUMERICAL ROSTER

ALPHABETICAL ROSTER

NO	NAME	POS
72	Donald Akhibi	OL
32	Jalen Anderson	DL
7	Ashlynd Barker	DB
37	Tre Bell III	DB
84	Brandon Bennett	WR
86	Tony Bland	WR
19	Jarvis Boatwright Jr.	DB
15	Jayvan Boggs	WR
48	Caleb Bowers	LS
51	Paul Bowling	OL
91	Cam Brooks	DL
54	Chastan Brown	OL
98	Wihtlley Cadeau	DL
46	Chris Carbin	DL
11	Devin Carter	WR
12	Nehemiah Chandler	DB
77	Xavier Chaplin	OL
95	Christian Collins-Murray	DL
41	AJ Cottrill	LB
33	Antonio Cromartie Jr.	DB
27	Jordan Crutchfield	DB
14	Ashton Daniels	QB
74	Jonathan Daniels	OL
92	Judah Daniels	DL
8	Micahi Danzy	WR
4	Dean DeNobile	QB
1	Darryll Desir	DL
3	Mandrell Desir	DL
13	Deamontae Diggs	DL
80	Corbyn Fordham	TE
58	Luke Francis Jr.	OL
28	Mikai Gbayor	LB
13	Tae'Shaun Gelsey	WR
9	Omar Graham Jr.	LB
12	Michael Grant	QB
38	Daylen Green	LB
63	Jakobe Green	OL
85	Drew Hardwick	TE
73	Nikau Hepi	OL
47	Donny Hiebert	DB
16	Karson Hobbs	DB
18	Jamari Howard	DB
36	Daniel Hughes	P
69	Mike Ionata	OL
88	Keenen Jeune	WR
10	Chris Jones	LB
14	Ma'Khi Jones	DB
0	Quindarrius Jones	DB
87	Carter Jula	P
15	Rylan Kennedy	DL
23	Chuck Kennon	DB
24	K.J. Kirkland	DB
26	Ricky Knight III	DB
32	Ousmane Kromah	RB

No	Name	Position	Height	Weight	Class	Hometown/High School/Previous School
0	Quindarrius Jones	DB	6-2	187	SR	Meridian, Miss./Meridian
0	Duce Robinson	WR	6-6	230	SR	Phoenix, Ariz./Pinnacle/Southern California
1	Darryll Desir	DL	6-5	259	SO	Miami, Fla./Norland
1	Malachi Marshall	QB	6-2	168	JR	Charlotte, N.C./South Pointe/Iowa Western CC
3	Mandrell Desir	DL	6-4	270	SO	Miami, Fla./Norland
3	Samuel Singleton Jr.	RB	5-11	205	r-JR	Charleston, S.C./Fleming Island (Fla.)
4	Dean DeNobile	QB	6-2	203	r-SR	Upper Saddle River, N.J./Morris Catholic/Lafayette
4	Charles Lester III	DB	6-1	195	r-SO	Sarasota, Fla./Riverview
5	Daniel Lyons	DL	6-4	292	r-SR	Miami, Fla./Homestead Senior
5	Quintrevion Wisner	RB	6-0	203	SR	Mexia, Texas/DeSoto/Texas
6	Ja'Bril Rawls	DB	6-1	178	r-JR	Pensacola, Fla./Pensacola Catholic
6	Desirrio Riles	TE	6-3	235	SR	Jacksonville, Fla./University Christian/East Carolina
7	Ashlynd Barker	DB	6-3	217	r-SR	Columbus, Ga./Northside/Iowa Western CC
7	Jasen Lopez	WR	6-0	182	FR	Hollywood, Fla./Chaminade-Madonna
8	Micahi Danzy	WR	6-1	194	r-SO	Tallahassee, Fla./Florida State University School
8	Deante McCray	DL	6-4	291	r-SR	Jacksonville, Fla./Sandalwood/Western Kentucky
9	Omar Graham Jr.	LB	6-1	234	r-SR	Fort Lauderdale, Fla./Stranahan
9	Kevin Sperry	QB	6-1	210	r-FR	Denton, Texas/Guyer
10	Chris Jones	LB	6-1	231	JR	Byram, Miss./Hartfield Academy/Southern Miss
10	EJ White	WR	6-2	171	FR	Vero Beach, Fla./Vero Beach
11	Devin Carter	WR	6-1	176	FR	Atlanta, Ga./Douglas County
11	CJ Richard Jr.	DB	6-1	200	r-SO	Houston, Texas/J. Frank Dobie/Illinois State
12	Nehemiah Chandler	DB	6-1	183	r-SO	Jacksonville, Fla./Wakulla/South Alabama
12	Michael Grant	QB	6-3	216	r-JR	Tallahassee, Fla./Maclay
13	Deamontae Diggs	DL	6-5	272	r-SR	McKeesport, Pa./McKeesport Area/Coastal Carolina
13	Tae'Shaun Gelsey	WR	6-4	227	r-FR	Jacksonville, Fla./Riverside
14	Ashton Daniels	QB	6-2	225	r-SR	Buford, Ga./Buford/Auburn
14	Ma'Khi Jones	DB	5-11	195	SO	Newark, N.J./Milton (Ga.)/Duke
15	Jayvan Boggs	WR	6-1	209	SO	Cocoa, Fla./Cocoa
15	Rylan Kennedy	DL	6-3	251	SR	Mansfield, Texas/Lake Ridge/Texas A&M
16	Karson Hobbs	DB	6-1	189	JR	Cincinnati, Ohio/Archbishop Moeller/Notre Dame
16	Jaden O'Neal	QB	6-3	231	FR	Long Beach, Calif./Mustang (Okla.)
18	Jamari Howard	DB	6-2	190	r-SO	Miami, Fla./Norland
18	Landen Thomas	TE	6-4	234	JR	Moultrie, Ga./Colquitt County
19	Jarvis Boatwright Jr.	DB	6-1	197	r-SO	Clearwater, Fla./Clearwater/Southern California
19	Darryon Williams	WR	6-0	183	FR	Tampa, Fla./Plant
20	Blake Nichelson	LB	6-3	222	SR	Ripon, Calif./Manteca
21	Zay Parks	RB	5-11	204	r-SO	Crestview, Fla./Crestview
21	Max Redmon	DB	6-1	196	r-FR	West Palm Beach, Fla./Cardinal Newman
22	Gemari Sands	RB	5-11	208	r-JR	Fort Lauderdale, Fla./St. Thomas Aquinas/FAU
22	Zae Thomas	DB	6-3	207	r-FR	Fort Lauderdale, Fla./American Heritage
23	Chuck Kennon	DB	6-2	186	FR	Bradenton, Fla./Booker
23	Chase Loftin	TE	6-6	235	r-FR	Omaha, Neb./Millard South
24	K.J. Kirkland	DB	6-1	209	r-JR	Jacksonville, Fla./Raines
24	Amari Thomas	RB	5-11	200	FR	Marianna, Fla./Blountstown
26	Ricky Knight III	DB	6-0	184	r-SO	West Palm Beach, Fla./Cardinal Newman
27	Jordan Crutchfield	DB	6-3	218	FR	Fort Pierce, Fla./Vero Beach
28	Mikai Gbayor	LB	6-2	222	r-SR	Irvington, N.J./Irvington/North Carolina
29	Caleb LaVallee	LB	6-1	225	r-JR	Marietta, Ga./Whitefield Academy/North Carolina
30	Izayia Williams	LB	6-2	226	FR	Tavares, Fla./Tavares
31	Karon Maycock	LB	6-1	220	FR	Miami, Fla./Miami Central
32	Jalen Anderson	DL	6-2	242	JR	Slidell, La./Slidell/Pearl River (Miss.) CC
32	Ousmane Kromah	RB	6-1	216	SO	Leesburg, Ga./Lee County
33	Antonio Cromartie Jr.	DB	6-0	190	r-FR	Atlanta, Ga./Carrollton
35	Ethan Pritchard	LB	6-2	224	r-FR	Sanford, Fla./Seminole
36	Daniel Hughes	P	6-5	219	r-JR	Melbourne, Australia/Mount Erin College/New Mexico
37	Tre Bell III	DB	5-11	199	FR	Opa-Locka, Fla./Barbara Goleman Senior
38	Daylen Green	LB	6-1	213	FR	Bainbridge, Ga./Gadsden County (Fla.)
39	Gabe Panikowski	K	5-9	206	r-SR	San Diego, Calif./Torrey Pines/Oklahoma State
40	Darin Townsend	DB	6-0	155	FR	Clearwater, Fla./Largo
41	AJ Cottrill	LB	6-0	229	r-SR	Tampa, Fla./Jesuit
42	Chris Thomas	LB	6-2	230	JR	Southaven, Miss./DeSoto Central/NW Mississippi CC
43	Trent Rogers	LB	6-3	216	FR	Havana, Fla./Godby

NO	NAME	POS
89	Greyson Labiad	TE
29	Caleb LaVallee	LB
45	Noah LaVallee	LB
96	Tylon Lee	DL
4	Charles Lester III	DB
23	Chase Loftin	TE
7	Jasen Lopez	WR
5	Daniel Lyons	DL
82	Teriq Mallory	WR
44	Gavin Markey	TE
1	Malachi Marshall	QB
31	Karon Maycock	LB
93	Conor McAneney	K
8	Deante McCray	DL
59	Steven Moore	OL
20	Blake Nichelson	LB
53	Alex Nocco	LS
79	Chimdia Nwaiwu	OL
16	Jaden O'Neal	QB
65	André Otto	OL
71	Nate Pabst	OL
39	Gabe Panikowski	K
21	Zay Parks	RB
56	Steven Pickard Jr.	OL
90	Jaemin Pinckney	DL
75	Sean Poret	OL
85	Ethan Post	P
35	Ethan Pritchard	LB
54	Earnest Rankins	DL
6	Ja'Bril Rawls	DB
21	Max Redmon	DB
11	CJ Richard Jr.	DB
6	Desirrio Riles	TE
0	Duce Robinson	WR
43	Trent Rogers	LB
88	Jordan Sanders	DL
22	Gemari Sands	RB
3	Samuel Singleton Jr.	RB
9	Kevin Sperry	QB
24	Amari Thomas	RB
42	Chris Thomas	LB
18	Landen Thomas	TE
22	Zae Thomas	DB
52	Chavez Thompson	OL
83	Xavier Tiller	TE
78	Jayden Todd	OL
53	Brandon Torres	LB
40	Darin Townsend	DB
55	Bradyn Welch-Joiner	OL
10	EJ White	WR
94	Franklin Whitley	DL
19	Darryon Williams	WR
30	Izayia Williams	LB
81	Jonah Winston	WR
5	Quintrevion Wisner	RB
55	Kevin Wynn	DL

2026 NUMERICAL ROSTER

No	Name	Position	Height	Weight	Class	Hometown/High School/Previous School
44	Gavin Markey	TE	6-1	234	r-FR	Athens, Ga./Jefferson
45	Noah LaVallee	LB	6-2	227	FR	Marietta, Ga./Walton
46	Chris Carbin	DL	6-4	247	FR	Powder Springs, Ga./Hillgrove
47	Donny Hiebert	DB	6-2	201	SR	Gainesville, Fla./Buchholz
48	Caleb Bowers	LS	6-1	237	r-SR	Whitefish Bay, Wisc./Whitefish Bay/North Dakota State
51	Paul Bowling	OL	6-3	305	SO	Marietta, Ga./McEachern/Troy
52	Chavez Thompson	OL	6-1	318	r-FR	Cocoa, Fla./Cocoa
53	Alex Nocco	LS	6-2	210	r-FR	Tampa, Fla./Jesuit
53	Brandon Torres	LB	6-1	232	r-JR	Naples, Fla./Barron Collier
54	Chastan Brown	OL	6-8	300	r-FR	Warner Robins, Ga./Northside
54	Earnest Rankins	DL	6-4	274	FR	East Atlanta, Ga./Southwest DeKalb
55	Bradyn Welch-Joiner	OL	6-2	327	r-JR	Anniston, Ala./Auburn/Purdue
55	Kevin Wynn	DL	6-2	317	r-FR	Greensboro, Ga./Greene County
56	Steven Pickard Jr.	OL	6-5	335	FR	Charleston, S.C./IMG Academy (Fla.)
58	Luke Francis Jr.	OL	6-5	349	FR	Croydon, United Kingdom/NFL Academy
59	Steven Moore	OL	6-5	327	JR	Memphis, Tenn./Bartlett/Garden City (Kan.) CC
63	Jakobe Green	OL	6-3	315	FR	Quincy, Fla./Gadsden County
65	André Otto	OL	6-5	318	r-JR	Key West, Fla./Key West
69	Mike Ionata	OL	6-6	308	FR	East Lake, Fla./Calvary Christian
71	Nate Pabst	OL	6-7	315	r-SR	Springdale, Ohio/Archbishop Moeller/Bowling Green
72	Donald Akhibi	OL	6-7	260	FR	Douglasville, Ga./New Manchester
73	Nikau Hepi	OL	6-7	379	FR	Auckland, New Zealand/NFL Academy
74	Jonathan Daniels	OL	6-4	321	r-SO	Pensacola, Fla./Pine Forest
75	Sean Poret	OL	6-5	296	r-FR	Sandy Springs, Ga./Riverwood
77	Xavier Chaplin	OL	6-8	346	r-SR	Beaufort, S.C./Whale Branch/Auburn
78	Jayden Todd	OL	6-6	303	r-SO	Dublin, Ga./West Laurens
79	Chimdia Nwaiwu	OL	6-5	307	r-JR	Coppell, Texas/Coppell/Stephen F. Austin
80	Corbyn Fordham	TE	6-4	235	FR	Ponte Vedra Beach, Fla./The Bolles School
81	Jonah Winston	WR	5-9	171	FR	Birmingham, Ala./Hoover
82	Teriq Mallory	WR	6-5	215	r-FR	New Haven, Conn./Cheshire Academy
83	Xavier Tiller	TE	6-5	239	FR	Atlanta, Ga./Langston Hughes
84	Brandon Bennett	WR	6-0	180	FR	Miramar, Fla./American Heritage
85	Drew Hardwick	TE	6-5	224	FR	Milton, Ga./Cambridge
85	Ethan Post	P	6-3	230	r-FR	Rochester, Minn./Mayo
86	Tony Bland	WR	6-0	193	FR	Tampa, Fla./Berkeley Prep
87	Carter Jula	P	6-1	205	r-SO	Sarasota, Fla./Cardinal Mooney/UNLV
88	Keenen Jeune	WR	6-0	195	FR	Tallahassee, Fla./Florida State University School
88	Jordan Sanders	DL	6-4	310	r-SR	Inglewood, Calif./Torrance/Texas State
89	Greyson Labiad	TE	6-3	249	r-SR	Celebration, Fla./Foundation Academy/Southeastern
90	Jaemin Pinckney	DL	6-5	222	FR	Ridgeville, S.C./Woodland
91	Cam Brooks	DL	6-4	243	FR	Thomasville, Ga./Thomas County Central
92	Judah Daniels	DL	6-3	272	FR	Fort Myers, Fla./Fort Myers
93	Conor McAneney	K	6-3	213	SO	Plumbridge, Ireland/CBS Omagh/Quincy
94	Franklin Whitley	DL	6-6	282	FR	Greenville, S.C./Greenville Senior
95	Christian Collins-Murray	DL	6-3	224	FR	St. Petersburg, Fla./Boca Ciega
96	Tylon Lee	DL	6-4	271	r-FR	Pace, Fla./Pace
98	Wihtlley Cadeau	DL	6-5	284	FR	Atlanta, Ga./Booker T. Washington

PRONUNCIATIONS

Donald AKHIBI	uh-key-bee
JAYVAN Boggs	JAY-vinn
CHASTAN Brown	Chase-Ten
WIHTLLEY CADEAU	Whitley Cuh-doo
NEHEMIAH Chandler	Nee-hem-eye-uh
XAVIER Chaplin	Ex-Zavier
MICAHI Danzy	MUH-ki
Dean DENOBILE	duh-NO-bull
Darryll & Mandrell DESIR	duh-seer
DEAMONTAE Diggs	Da-mon-TAE
MIKAI GBAYOR	Muh-Kai Bayer
TAE'SHAUN Gelsey	Tay-shawn
NIKAU HEPI	Nico Heppi
Donny HIEBERT	Hee-bert
Mike IONATA	eye-uh-NOT-uh
Keenen JEUNE	June
MA'KHI Jones	muh-KYE
QUINDARRIUS Jones	QUIN-dare-ee-us
Carter JULA	JEWEL-uh
Chuck KENNON	KENN-in
OUSMANE KROMAH	OOOS-mahn Chrome-uh
Greyson LABIAD	lah-bee-ad
Caleb & Noah LAVALLEE	Luh-vall-ee
TYLON Lee	tie-lonn
TERIQ Mallory	tuh-REEK
KARON Maycock	kuh-ron
Alex NOCCO	KNOCK-o
CHIMDIA NWAIWU	Chim-dee-ah Wee-woo
Steven PICKARD Jr.	pick-erd
JAEMIN Pinckney	jay-men
Sean PORET	Poor-ett
DESIRRIO Riles	diss-SEAR-ee-oh
DUCE Robinson	Deuce
GEMARI Sands	GEM-ar-ee
Kevin SPERRY	SPARE-ee
ZAE Thomas	Zay
XAVIER Tiller	Ex-Zavier
DARRYON Williams	dairy-on
IZAYIA Williams	Isaiah
QUINTREVION WISNER	kwin-TRAY-vee-on WHYZ-ner

2026 OPPONENTS

GAME 1
N. MEXICO ST.
Saturday, August 29
Tallahassee, Fla.

Nickname:	Aggies
Conference:	Conference USA
2025 Record:	4-8
2025 Conference Record/Finish:	2-6/t-9th
2025 Postseason:	--
Football Contact:	Michael Navarrette
Email:	micnav@nmsu.edu
Website:	nmstatesports.com
Head Coach:	Tony Sanchez
Record at New Mexico State:	7-17 (3rd season)
Overall Record:	27-57 (8th season)

GAME 2
SMU
Monday, September 7
Tallahassee, Fla.

Nickname:	Mustangs
Conference:	Atlantic Coast
2025 Record:	9-4
2025 Conference Record/Finish:	6-2/t-2nd
2025 Postseason:	Holiday Bowl - W vs. Arizona
Football Contact:	Chris Smith
Email:	christophersmith@smu.edu
Website:	smumustangs.com
Head Coach:	Rhett Lashlee
Record at SMU:	38-16 (5th season)
Overall Record:	38-16 (5th season)

GAME 3
ALABAMA
Saturday, September 19
Tuscaloosa, Ala.

Nickname:	Crimson Tide
Conference:	Southeastern
2025 Record:	11-4
2025 Conference Record/Finish:	7-1/t-1st
2025 Postseason:	CFP First Round - W vs. Oklahoma CFP Rose Bowl - L vs. Indiana
Football Contact:	Alex Thompson
Email:	athompson@ia.ua.edu
Website:	rolltide.com
Head Coach:	Kalen DeBoer
Record at Alabama:	20-8 (3rd season)
Overall Record:	124-20 (12th season)

GAME 4
CENTRAL ARKANSAS
Saturday, September 26
Tallahassee, Fla.

Nickname:	Bears
Conference:	United Athletic
2025 Record:	3-9
2025 Conference Record/Finish:	2-6/7th
2025 Postseason:	--
Football Contact:	Jeremy Bishop
Email:	jbishop@uca.edu
Website:	ucasports.com
Head Coach:	Nathan Brown
Record at Central Arkansas:	46-44 (9th season)
Overall Record:	46-44 (9th season)

GAME 5
VIRGINIA
Saturday, October 3
Tallahassee, Fla.

Nickname:	Cavaliers
Conference:	Atlantic Coast
2025 Record:	11-3
2025 Conference Record/Finish:	7-1/1st
2025 Postseason:	Gator Bowl - W vs. Missouri
Football Contact:	Scott Fitzgerald
Email:	s.fitzgerald@virginia.edu
Website:	virginiasports.com
Head Coach:	Tony Elliott
Record at Virginia:	22-26 (5th season)
Overall Record:	22-26 (5th season)

GAME 6
LOUISVILLE
Friday, October 9
Louisville, Ky.

Nickname:	Cardinals
Conference:	Atlantic Coast
2025 Record:	9-4
2025 Conference Record/Finish:	4-4/t-7th
2025 Postseason:	Boca Raton Bowl - W vs. Toledo
Football Contact:	Alyssa Sconzo
Email:	alyssa@gocards.com
Website:	gocards.com
Head Coach:	Jeff Brohm
Record at Louisville:	28-12 (4th season)
Overall Record:	94-56 (13th season)

GAME 7
MIAMI
Saturday, October 17
Miami Gardens, Fla.

Nickname:	Hurricanes
Conference:	Atlantic Coast
2025 Record:	13-3
2025 Conference Record/Finish:	6-2/t-2nd
2025 Postseason:	CFP First Round - W at Texas A&M CFP Cotton Bowl - W vs. Ohio State CFP Fiesta Bowl - W vs. Ole Miss CFP National Championship - L vs. Indiana
Football Contact:	Camron Ghorbi
Email:	c.ghorbi@miami.edu
Website:	miamihurricanes.com
Head Coach:	Mario Cristobal
Record at Miami:	35-19 (5th season)
Overall Record:	97-79 (16th season)

GAME 8
CLEMSON
Saturday, October 31
Tallahassee, Fla.

Nickname:	Tigers
Conference:	Atlantic Coast
2025 Record:	7-6
2025 Conference Record/Finish:	4-4/t-7th
2025 Postseason:	Pinstripe Bowl - L vs. Penn State
Football Contact:	Ross Taylor
Email:	rt5@clemson.edu
Website:	clemsontigers.com
Head Coach:	Dabo Swinney
Record at Clemson:	187-53 (19th season)
Overall Record:	187-53 (19th season)

GAME 9
BOSTON COLLEGE
Saturday, November 7
Chestnut Hill, Mass.

Nickname:	Eagles
Conference:	Atlantic Coast
2025 Record:	2-10
2025 Conference Record/Finish:	1-7/t-16th
2025 Postseason:	--
Football Contact:	Lucas Smith
Email:	smitlu@bc.edu
Website:	bceagles.com
Head Coach:	Bill O'Brien
Record at Boston College:	9-16 (3rd season)
Overall Record:	24-25 (5th season)

GAME 10
PITT
Friday, November 13
Pittsburgh, Pa.

Nickname:	Panthers
Conference:	Atlantic Coast
2025 Record:	8-5
2025 Conference Record/Finish:	6-2/t-2nd
2025 Postseason:	Military Bowl - L vs. East Carolina
Football Contact:	Mike Annarella
Email:	mannarella@athletics.pitt.edu
Website:	pittsburghpanthers.com
Head Coach:	Pat Narduzzi
Record at Pitt:	80-61 (12th season)
Overall Record:	80-61 (12th season)

GAME 11
NC STATE
Saturday, November 21
Tallahassee, Fla.

Nickname:	Wolfpack
Conference:	Atlantic Coast
2025 Record:	8-5
2025 Conference Record/Finish:	4-4/t-7th
2025 Postseason:	Gasparilla Bowl - W vs. Memphis
Football Contact:	Annabelle Myers
Email:	amyers@ncsu.edu
Website:	gopack.com
Head Coach:	Dave Doeren
Record at NC State:	95-70 (14th season)
Overall Record:	118-74 (16th season)

GAME 12
FLORIDA
Friday, November 27
Tallahassee, Fla.

Nickname:	Gators
Conference:	Southeastern
2025 Record:	4-8
2025 Conference Record/Finish:	2-6/t-11th
2025 Postseason:	--
Football Contact:	Scott Burns
Email:	scottb@gators.ufl.edu
Website:	floridagators.com
Head Coach:	Jon Sumrall
Record at Florida:	0-0 (1st season)
Overall Record:	43-13 (5th season)

FLORIDA STATE VS. 2026 OPPONENTS

New Mexico State (1-0-0)

10/3/1964	Tallahassee	W	36-0

SMU (0-1-0)

9/28/2024	Dallas	L	16-42

Alabama (2-3-1)

10/23/1965	Tuscaloosa	L	0-21
9/23/1967	Birmingham	T	37-37
10/12/1974	Tuscaloosa	L	7-8
9/29/2007	Jacksonville	W*	21-14
9/2/2017	Atlanta	L	7-24
8/30/2025	Tallahassee	W	31-17

**-Victory vacated*

Central Arkansas (0-0-0)

FIRST MEETING

Virginia (15-5-0)

10/31/1992	Charlottesville	W	13-3
10/16/1993	Tallahassee	W	40-14
9/3/1994	Tallahassee	W	41-17
11/2/1995	Charlottesville	L	28-33
10/26/1996	Tallahassee	W	31-24
10/25/1997	Charlottesville	W	47-21
11/7/1998	Tallahassee	W	45-14
10/30 1999	Charlottesville	W	35-10
10/21/2000	Tallahassee	W	37-3
10/20/2001	Charlottesville	W	43-7
8/31/2002	Tallahassee	W	40-19
10/18 2003	Charlottesville	W	19-14
10/16/2004	Tallahassee	W	36-3
10/15/2005	Charlottesville	L	21-26
11/4/2006	Tallahassee	W*	33-0
10/2/2010	Charlottesville	W	34-14
11/19/2011	Tallahassee	L	13-14
11/8/2014	Tallahassee	W	34-20
9/14/2019	Charlottesville	L	24-31
9/26/2025	Charlottesville	L	38-46 (2 OT)

**-Victory vacated*

Louisville (18-6-0)

10/4/1952	Tallahassee	L	14-41
10/3/1953	Tallahassee	W	59-0
10/2/1954	Louisville	W	47-6
9/12/1970	Tallahassee	W	9-7
10/6/1979	Louisville	W	27-0
9/13/1980	Tallahassee	W	52-0
9/5/1981	Tallahassee	W	17-0
11/13/1982	Tallahassee	W	49-14
10/20/1983	Tallahassee	W	51-7
10/25/1986	Louisville	W	54-18
10/17/1987	Tallahassee	W	32-9
11/2/1991	Louisville	W	40-15
9/23/2000	Tallahassee	W	31-0
9/26/2002	Louisville	L	20-26 (OT)
10/30/2014	Louisville	W	42-31
10/17/2015	Tallahassee	W	41-21
9/17/2016	Louisville	L	20-63
10/21/2017	Tallahassee	L	28-31
9/29/2018	Louisville	W	28-24
9/21/2019	Tallahassee	W	35-24
10/24/2020	Louisville	L	16-48
9/25/2021	Tallahassee	L	23-31
9/16/2022	Louisville	W	35-31
12/2/2023	Charlotte*	W	16-6

**-ACC Championship Game*

Miami (Fla.) (33-36-0)

10/5/1951	Miami	L	13-35
9/25/1953	Miami	L	0-27
9/30/1955	Miami	L	0-34
11/2/1956	Miami	L	7-20
11/8/1957	Tallahassee	L	13-40
11/7/1958	Miami	W	17-6
10/3/1959	Tallahassee	L	6-7
11/4/1960	Miami	L	7-25
10/5/1962	Miami	L	6-7
9/20/1963	Miami	W	24-0
9/19/1964	Miami	W	14-0
9/24/1966	Miami	W	23-20
9/26/1969	Miami	W	16-14
10/30/1970	Miami	W	27-3
9/18/1971	Miami	W	20-17
9/16/1972	Miami	W	37-14
9/29/1973	Tallahassee	L	10-14
11/8/1974	Miami	W	21-14
11/15/1975	Tallahassee	L	22-24
9/18/1976	Miami	L	0-47
9/24/1977	Tallahassee	L	17-23
9/23/1978	Miami	W	31-21
9/22/1979	Tallahassee	W	40-23
9/27/1980	Miami	L	9-10
11/7/1981	Tallahassee	L	19-27
10/30/1982	Miami	W	24-7
11/12/1983	Tallahassee	L	16-17
9/22/1984	Miami	W	38-3
11/2/1985	Tallahassee	L	27-35
11/1/1986	Miami	L	23-41
10/3/1987	Tallahassee	L	25-26
9/3/1988	Miami	L	0-31
10/28/1989	Tallahassee	W	24-10
10/6/1990	Miami	L	22-31
11/16/1991	Tallahassee	L	16-17
10/3/1992	Miami	L	16-19
10/9/1993	Tallahassee	W	28-10
10/8/1994	Miami	L	20-34
10/7/1995	Tallahassee	W	41-17
10/12/1996	Miami	W	34-16
10/4/1997	Tallahassee	W	47-0
10/10/1998	Miami	W	26-14
10/9/1999	Tallahassee	W	31-21
10/7/2000	Miami	L	24-27
10/13/2001	Tallahassee	L	27-49
10/12/2002	Miami	L	27-28
10/11/2003	Tallahassee	L	14-22
1/1/2004	Miami Gardens^	L	14-16
9/10/2004	Miami	L	10-16 (OT)
9/5/2005	Tallahassee	W	10-7
9/4/2006	Miami	W	13-10
10/20/2007	Tallahassee	L	29-37
10/4/2008	Miami Gardens	W	41-39
9/7/2009	Tallahassee	L	34-38
10/9/2010	Miami Gardens	W	45-17
11/12/2011	Tallahassee	W	23-19
10/20/2012	Miami Gardens	W	33-20
11/2/2013	Tallahassee	W	41-14
11/15/2014	Miami Gardens	W	30-26
10/10/2015	Tallahassee	W	29-24
10/8/2016	Miami Gardens	W	20-19
10/7/2017	Tallahassee	L	20-24
10/6/2018	Miami Gardens	L	27-28
11/2/2019	Tallahassee	L	10-27
9/26/2020	Miami Gardens	L	10-52
11/13/2021	Tallahassee	W	31-28
11/5/2022	Miami Gardens	W	45-3
11/11/2023	Tallahassee	W	27-20
10/26/2024	Miami Gardens	L	14-36
10/4/2025	Tallahassee	L	22-28

^-Orange Bowl

Clemson (21-17-0)

11/7/1970	Tallahassee	W	38-13
11/1/1975	Clemson	W	43-7
10/30/1976	Tallahassee	L	12-15
9/17/1988	Clemson	W	24-21
9/9/1989	Tallahassee	L	23-34
9/12/1992	Clemson	W	24-20
9/11/1993	Tallahassee	W	57-0
10/22/1994	Tallahassee	W	17-0
9/9/1995	Clemson	W	45-26
10/5/1996	Tallahassee	W	34-3
9/20/1997	Clemson	W	35-28
10/17/1998	Tallahassee	W	48-0
10/23/1999	Clemson	W	17-14
11/4/2000	Tallahassee	W	54-7
11/3/2001	Clemson	W	41-27
10/3/2002	Tallahassee	W	48-31
11/8/2003	Clemson	L	10-26
9/25/2004	Tallahassee	W	41-22
11/12/2005	Clemson	L	14-35
9/16/2006	Tallahassee	L	20-27
9/3/2007	Clemson	L	18-24
11/8/2008	Tallahassee	W	41-27
11/7/2009	Clemson	L	24-40
11/13/2010	Tallahassee	W	16-13
9/24/2011	Clemson	L	30-35
9/22/2012	Tallahassee	W	49-37
10/19/2013	Clemson	W	51-14
9/20/2014	Tallahassee	W	23-17 (OT)
11/7/2015	Clemson	L	13-23
10/29/2016	Tallahassee	L	34-37
11/11 2017	Clemson	L	14-31
10/27/2018	Tallahassee	L	10-59
10/12/2019	Clemson	L	14-45
10/30/2021	Clemson	L	20-30
10/15/2022	Tallahassee	L	28-34
9/23/2023	Clemson	W	31-24 (OT)
10/5/2024	Tallahassee	L	13-29
11/8/2025	Clemson	L	10-24

Boston College (16-6-0)

9/28/1957	Chestnut Hill	L	7-20
10/9/1976	Chestnut Hill	W	28-9
10/18/1980	Tallahassee	W	41-7
9/17/2005	Chestnut Hill	W	28-17
10/21/2006	Tallahassee	L	19-24
11/3/2007	Chestnut Hill	W*	27-17
11/15/2008	Tallahassee	L	17-27
10/3/2009	Chestnut Hill	L	21-28
10/16/2010	Tallahassee	W	24-19
11/3/2011	Chestnut Hill	W	38-7
10/13/2012	Tallahassee	W	51-7
9/28/2013	Chestnut Hill	W	48-34
11/22/2014	Tallahassee	W	20-17
9/18/2015	Chestnut Hill	W	14-0
11/11/2016	Tallahassee	W	45-7
10/27/2017	Chestnut Hill	L	3-35
11/17/2018	Tallahassee	W	22-21
11/09/2019	Chestnut Hill	W	38-31
11/20/2021	Chestnut Hill	W	26-23
9/24/2022	Tallahassee	W	44-14
9/16/2023	Chestnut Hill	W	31-29
9/2/2024	Tallahassee	L	13-28

**-Victory vacated*

Pitt (5-7-0)

11/27/1971	Tallahassee	W	31-13
9/9/1972	Pittsburgh	W	19-7
9/14/1974	Tallahassee	L	6-9
10/21/1978	Pittsburgh	L	3-7
10/11/1980	Tallahassee	W	36-22
10/17/1981	Pittsburgh	L	14-42
9/18/1982	Tallahassee	L	17-37
10/8/1983	Pittsburgh	L	16-17
9/2/2013	Pittsburgh	W	41-13
11/7/2020	Tallahassee	L	17-41
11/4/2023	Pittsburgh	W	24-7
10/11/2025	Tallahassee	L	31-34

NC State (27-17-0)

10/25/1952	Raleigh	L	7-13
11/28/1953	Tallahassee	W	23-13
10/16/1954	Raleigh	W	13-7
9/17/1955	Tallahassee	W	7-0
10/13/1956	Raleigh	W	14-0
10/12/1957	Tallahassee	L	0-7
11/16/1963	Tallahassee	W	14-0
11/14/1964	Tallahassee	W	28-6
11/13/1965	Raleigh	L	0-3
9/30/1967	Tallahassee	L	10-20
11/16/1968	Raleigh	W	48-7
11/22/1969	Tallahassee	W	33-22
9/19/1992	Raleigh	W	34-13
11/20/1993	Tallahassee	W	62-3
11/19/1994	Raleigh	W	34-3
9/16/1995	Tallahassee	W	77-17
9/19/1996	Raleigh	W	51-17
11/1/1997	Tallahassee	W	48-35
9/12/1998	Raleigh	L	7-24
9/18/1999	Tallahassee	W	42-11
10/28/2000	Raleigh	W	58-14
11/10/2001	Tallahassee	L	28-34
11/23/2002	Raleigh	L	7-17
11/15/2003	Tallahassee	W	50-44 (2OT)
11/11/2004	Raleigh	W	17-10
11/5/2005	Tallahassee	L	15-20
10/5/2006	Raleigh	L	20-24
10/6/2007	Tallahassee	W*	27-10
10/16/2008	Raleigh	W	26-17
10/31/2009	Tallahassee	W	45-42
10/28/2010	Raleigh	L	24-28
10/29/2011	Tallahassee	W	34-0
10/6/2012	Raleigh	L	16-17
10/26/2013	Tallahassee	W	49-17
9/27/2014	Raleigh	W	56-41
11/14/2015	Tallahassee	W	34-17
11/5/2016	Raleigh	W	24-20
9/23/2017	Tallahassee	L	21-27
11/3/2018	Raleigh	L	28-47
9/28/2019	Tallahassee	W	31-13
11/14/2020	Raleigh	L	22-38
11/6/2021	Tallahassee	L	14-28
10/8/2022	Raleigh	L	17-19
11/21/2025	Tallahassee	L	11-21

**-Victory vacated*

Florida (28-39-2)

11/22/1958	Gainesville	L	7-21
11/21/1959	Gainesville	L	8-18
9/24/1960	Gainesville	L	0-3
9/30/1961	Gainesville	T	3-3
11/17/1962	Gainesville	L	7-20
11/30/1963	Gainesville	L	0-7
11/21/1964	Tallahassee	W	16-7
11/27/1965	Gainesville	L	17-30
10/8/1966	Tallahassee	L	19-22
11/25/1967	Gainesville	W	21-16
9/28/1968	Tallahassee	L	3-9
10/4/1969	Gainesville	L	6-21
10/10/1970	Tallahassee	L	27-38
10/16/1971	Gainesville	L	15-17
10/7/1972	Tallahassee	L	13-42
12/1/1973	Gainesville	L	0-49
10/19/1974	Tallahassee	L	14-24
10/18/1975	Gainesville	L	8-34
10/16/1976	Tallahassee	L	26-33
12/3/1977	Gainesville	W	37-9
11/25/1978	Tallahassee	W	38-21
11/23/1979	Gainesville	W	27-16
12/6/1980	Tallahassee	W	17-13
11/28/1981	Gainesville	L	3-35
12/4/1982	Tallahassee	L	10-13
12/3/1983	Gainesville	L	14-53
12/1/1984	Tallahassee	L	17-27
11/30/1985	Gainesville	L	14-38
11/29/1986	Tallahassee	L	13-17
11/28/1987	Gainesville	W	28-14
11/26/1988	Tallahassee	W	52-17
12/2/1989	Gainesville	W	24-17
12/1/1990	Tallahassee	W	45-30
11/30/1991	Gainesville	L	9-41
11/28/1992	Tallahassee	W	45-24
11/27/1993	Gainesville	W	33-21
11/26/1994	Tallahassee	T	31-31
1/2/1995	New Orleans^	W	23-17
11/25/1995	Gainesville	L	24-35
11/30/1996	Tallahassee	W	24-21
1/2/1997	New Orleans^	L	20-52
11/22/1997	Gainesville	L	29-32
11/21/1998	Tallahassee	W	23-12
11/20/1999	Gainesville	W	30-23
11/18/2000	Tallahassee	W	30-7
11/17/2001	Gainesville	L	13-37
11/30/2002	Tallahassee	W	31-14
11/29/2003	Gainesville	W	38-34
11/20/2004	Tallahassee	L	13-20
11/26/2005	Gainesville	L	7-34
11/25/2006	Tallahassee	L	14-21
11/24/2007	Gainesville	L	12-45
11/29/2008	Tallahassee	L	15-45
11/28/2009	Gainesville	L	10-37
11/27/2010	Tallahassee	W	31-7
11/26/2011	Gainesville	W	21-7
11/24/2012	Tallahassee	L	26-37
11/30/2013	Gainesville	W	37-7
11/29/2014	Tallahassee	W	24-19
11/28/2015	Gainesville	W	27-2
11/26/2016	Tallahassee	W	31-13
11/25/2017	Gainesville	W	38-22
11/24/2018	Tallahassee	L	14-41
11/30/2019	Gainesville	L	17-40
11/27/2021	Gainesville	L	21-24
11/25/2022	Tallahassee	W	45-38
11/25/2023	Gainesville	W	24-15
11/30/2024	Tallahassee	L	11-31
11/29/2025	Gainesville	L	21-40

^-Sugar Bowl

TEAM

FLORIDA STATE SEMINOLES
TALLAHASSEE, FLORIDA
EST. 1851

So fight, fight, fight, fight, for victory the Seminoles of Florida State! F-L-O-R-I-D-A-S-T-A-T-E Florida State, Florida State, Florida State!

2026 RETURNING PLAYERS

7 ASHLYND BARKER

- DB
- 6-3 • 217 • R-SR
- COLUMBUS, GA./NORTHSIDE HS/IOWA WESTERN CC

ACCOLADES:
2025: *Graduated from Florida State with public health degree in Fall 2025*

2025 (Redshirt Junior): Played in 11 games with nine starts, the first starts of his career... finished second on team with career-high 48 tackles...added 5.0 tackles for loss, 3.5 sacks and two pass breakups...3.5 sacks were most for Seminole defensive back since Derwin James' 4.5 in 2015...***Alabama:*** made first career start and finished with three tackles and two pass breakups, the first of his career...***East Texas A&M:*** four tackles...***Kent State:*** one tackle...***Virginia:*** five tackles and 2.0 sacks, most for a Seminole in a game in 2025...***Pitt:*** five tackles and 0.5 sacks...***Stanford:*** six tackles...***Wake Forest:*** three tackles and one pass breakup...***Clemson:*** career-high seven tackles with 1.0 sacks...***Virginia Tech:*** five tackles, 1.0 TFL...***NC State:*** five tackles...***Florida:*** four tackles in regular season finale.

2024 (Redshirt Sophomore): Played in 11 games as reserve in defensive secondary… made 19 tackles, including season-high four against Notre Dame and Florida…earned first career interception in victory over Charleston Southern, returning it 57 yards...was FSU's longest interception return since 2021…split tackle for loss at Duke, part of three-tackle performance…three tackles vs. California and Miami…two tackles vs. CSU.

2023 (Redshirt Freshman): Appeared in all 14 games…recorded 11 tackles, including 1.0 sack…registered season-high five tackles in Orange Bowl vs. No. 6 Georgia…made 1.0 sack in 24-7 win at Pitt…recorded two solo stops in 58-13 win vs. North Alabama…had one solo tackle in 66-13 win vs. Southern Miss, 41-3 win vs. Syracuse and 27-20 win vs. Miami…made FSU debut in season-opening 45-24 victory vs. No. 5 LSU.

BEFORE FSU: Transfer from Iowa Western after redshirting 2022 season…played on team that won NJCAA national championship with 31-0 shutout win over Hutchinson…credited with 22 tackles and three pass breakups in nine games his senior season at Northside…recorded nine tackles, one interception and two pass breakups while being limited to four games during junior campaign…appeared in nine games his sophomore season and registered 26 tackles, 1.0 for loss, one interception and five pass breakups…also played basketball at Northside… averaged 16.8 points and 7.0 rebounds per game his senior year while helping lead Patriots to AAAAA state playoffs.

YR.	G	UA	A	TOT	TFL-YDS	PBU	INT	SACKS
2023	14	9	2	11	1.0-4	0	0-0	1.0-4
2024	11	10	9	19	0.5-1	0	1-57	0.0-0
2025	11	26	22	48	5.0-17	2	0-0	3.5-14
TOT	**36**	**45**	**33**	**78**	**6.5-22**	**2**	**1-57**	**4.5-18**

BARKER'S CAREER HIGHS

Tackles	7 at Clemson, 11/8/2025
Tackles for Loss	2.0 at Virginia, 9/26/2025
Interceptions	1 vs. Charleston Southern, 11/23/2024
Pass Breakups	2 vs. Alabama, 8/30/2025
Sacks	2.0 at Virginia, 9/26/2025

19 JARVIS BOATWRIGHT JR.

- DB
- 6-1 • 197 • R-SO
- CLEARWATER, FLA./CLEARWATER/SOUTHERN CALIFORNIA

2025 (Redshirt Freshman): Played in two games...made FSU debut vs. East Texas A&M and played vs. Kent State.

BEFORE FSU: Four-star safety out of Clearwater High School…rated No. 20 safety in country and No. 41 overall player in Florida by Rivals… ranked No. 54 safety by ESPN, No. 56 by 247Sports and No. 78 by On3… ranked No. 81 player in Florida by 247Sports, No. 83 by ESPN and No. 131 from On3…2023 FACA All-District First Team and FACA All-Star…tallied 102 tackles, 3.0 tackles for loss, one interception, six pass breakups and one fumble recovery for the Tornadoes...led Clearwater to second round of the 2023 FHSAA state playoffs…had 25 tackles and one interception as junior…added three touchdowns on 10 rushes...spent freshman year at Southern California.

15 JAYVAN BOGGS

- WR
- 6-1 • 209 • SO
- COCOA, FLA./COCOA

2025 (Freshman): Played in eight games with four starts...caught nine passes for 103 yards and one touchdown...started FSU's first three games of season, the first true freshman wide receiver to start a season opener since 1992...***Alabama:*** made first career start...***East Texas A&M:*** three-yard touchdown on first career reception... ***Kent State:*** 30 receiving yards on three catches...***Miami:*** one catch for 14 yards...***NC State:*** set career-highs with four receptions for 56 yards, including a career-long 31-yard catch...added two point conversion against the Wolfpack, the first of his career and FSU's third of season...also appeared vs. Stanford, Virginia Tech and Florida.

BEFORE FSU: Four-star wide receiver out of Cocoa High School in Cocoa…rated No. 221 nationally and No. 27 wide receiver in Class of 2025 on 247Sports Composite…ranked No. 69 overall nationally, No. 12 wide receiver in America and No. 16 prospect from Florida by Rivals…No. 275 on ESPN300…ended senior season with 99 catches for 2,133 yards and 24 touchdowns, leading Tigers to 2A state championship…MaxPreps first-team All-American… in state semifinals vs. Cardinal Newman, caught 17 passes for Florida single-game record 378 yards and three touchdowns…named 2023 Florida Dairy Farmers Mr. Football after catching 93 passes for 1,493 yards and 24 touchdowns as Cocoa won second consecutive state championship with perfect 15-0 record…earned 41 receptions for 722 yards and six touchdowns on state champion team during sophomore season…chose Florida State over UCF, Ohio State and Florida, among others.

RECEIVING

YR.	G	REC	YDS	AVG	TD	LG	AVG/G
2025	8	9	103	11.4	1	31	12.9
TOT	**8**	**9**	**103**	**11.4**	**1**	**31**	**12.9**

BOGGS' CAREER HIGHS

Receptions	4 at NC State, 11/21/2025
Receiving Yards	56 at NC State, 11/21/2025
Receiving Touchdowns	1 vs. East Texas A&M, 9/6/2025
Long Reception	31 at NC State, 11/21/2025

2026 RETURNING PLAYERS

54 CHASTAN BROWN

- OL
- 6-8 • 300 • R-FR
- WARNER ROBINS, GA./NORTHSIDE

2025 (Freshman): Redshirt season while training with Florida State's 'black ops' scout team.

BEFORE FSU: Four-star offensive tackle from Northside High School in Warner Robins, Georgia…ranked as Class of 2025's No. 21 offensive tackle, No. 226 prospect overall and No. 33 player in Georgia by 247Sports…ranked 254th nationally and 30th among offensive tackles in ESPN300…helped lead Northside to 2023 Georgia 6A state playoffs and was named Region 1-6A Offensive Lineman of the Year in first season on varsity…also played basketball in high school and at AAU level, averaging 10.1 points per game for Northside during junior season…chose Florida State over UCF and Georgia Tech, among others.

41 AJ COTTRILL

- LB
- 6-0 • 229 • R-SR
- TAMPA, FLA./JESUIT

ACCOLADES:
2025: *CSC Academic All-District...All-ACC Academic Team...FSU Team Honors - Special Teams MVP...graduated from Florida State with management degree in Fall 2025*
2024: *CSC Academic All-District*
2023: *All-ACC Academic Team...Don Powell Award*
2022: *ACC Academic Honor Roll*

2025 (Redshirt Junior): Played in all 12 games, racking up 15 tackles, 2.5 tackles for loss and 1.5 sacks...***East Texas A&M:*** career-high four tackles, including 0.5 sacks...***Kent State:*** three tackles including career-best 1.0 tackles for loss...***Virginia:*** two tackles...***Miami:*** one tackle...***Pitt:*** one tackle was 0.5 sack...***Wake Forest:*** three tackles and a split sack...***Florida:*** one tackle.

2024 (Redshirt Sophomore): Played all 12 games on special teams and as reserve linebacker…CSC Academic All-District…finished with 11 tackles and one blocked punt…blocked punt at Duke was first of his career and fourth consecutive game FSU blocked at least one kick…career-high three tackles against North Carolina and Charleston Southern…one tackle each against Boston College, Cal and Clemson.

2023 (Redshirt Freshman): Appeared in all 14 games…recorded six tackles…All-ACC Academic Team…Don Powell Award…made career-high two tackles, both solo, in 66-13 win vs. Southern Miss…had one stop in 41-3 win vs. Syracuse and 38-20 win vs. No. 16 Duke…registered solo stop in 41-16 win at Wake Forest and in ACC Championship Game victory vs. No. 14 Louisville.

2022 (Freshman): Appeared in two games…ACC Honor Roll...made collegiate debut in season-opening 47-7 win vs. Duquesne…also saw action in 49-17 win vs. Louisiana…redshirted 2022 season.

BEFORE FSU: Made 532 tackles, including 45.0 for loss with 6.0 sacks, 11 forced fumbles, 10 fumble recoveries, three interceptions, six pass breakups and two blocked punts at Jesuit…helped lead Tigers to 40-4 record in three varsity seasons, including perfect 15-0 record and 6A state title in 2021…recorded 140 tackles, 12.0 for loss with 2.0 sacks, four forced fumbles, six fumble recoveries and two interceptions his senior season…earned MaxPreps All-American honors…made 208 tackles, including 16.0 for loss with 3.0 sacks, five forced fumbles, three fumble recoveries, one interception and two pass breakups in 2020 as Tigers finished 14-1 and advanced to 6A state championship game…registered 152 tackles, 16.0 for loss with 1.0 sack, two forced fumbles, one fumble recovery and four pass breakups as a sophomore for 11-3 team…appeared in four varsity games his freshman year, recording 12 tackles, including 1.0 sack…also played baseball at Jesuit.

YR.	G	UA	A	TOT	TFL-YDS	SACKS
2022	2	-	-	-	-	-
2023	14	4	2	6	0.0-0	0.0-0
2024	12	6	5	11	0.0-0	0.0-0
2025	12	4	11	15	2.5-12	1.5-9
TOT	**40**	**14**	**18**	**32**	**2.5-12**	**1.5-9**

COTTRILL'S CAREER HIGHS

Tackles	4 vs. East Texas A&M, 9/6/2025
Tackles for Loss	1.0 vs. Kent State, 9/20/2025
Sacks	0.5 (3x), last vs. Wake Forest, 11/1/2025
Blocked Kicks	1 (punt) at Duke, 10/18/2024

33 ANTONIO CROMARTIE JR.

- DB
- 6-0 • 190 • R-FR
- ATLANTA, GA./CARROLLTON

2025 (Freshman): Appeared in two games as true freshman while maintaining redshirt... ***East Texas A&M:*** made Florida State debut with two tackles...***Kent State:*** one tackle.

BEFORE FSU: Three-star cornerback from Carrollton High School…ranked as No. 221 player in Georgia by 247Sports…recorded 85 tackles, four forced fumbles, one interception and four pass breakups in senior season…led Carrollton to 14-1 record and appearance in 6A state championship game…father Antonio Cromartie was first-team All-ACC selection at Florida State in 2004 before 11-year NFL career that included four Pro Bowls and first-team All-Pro season in 2007.

YR.	G	UA	A	TOT
2025	2	1	2	3
TOT	**2**	**1**	**2**	**3**

CROMARTIE'S CAREER HIGHS

Tackles	2 vs. East Texas A&M, 9/6/2025

2026 RETURNING PLAYERS

74 JONATHAN DANIELS

- OL
- 6-4 • 321 • R-SO
- PENSACOLA, FLA./PINE FOREST

2025 (Redshirt Freshman): Played in six games as reserve offensive lineman and on special teams...took 81 offensive snaps combined in games against East Texas A&M, Kent State, Wake Forest, Virginia Tech, NC State and Florida.

2024 (Freshman): Made Florida State debut in 41-7 victory over Charleston Southern…maintained redshirt while working with scout team.

BEFORE FSU: Four-star prospect…rated No. 4 nationally among interior linemen and No. 18 overall in Florida by 247Sports Composite…ranked as nation's No. 6 offensive tackle prospect and state of Florida's 10th-best recruit by On3…rated No. 7 offensive tackle prospect nationally and No. 11 overall prospect from Florida by ESPN…ranked 67th in the ESPN300…Under Armour All-American…two-way player at Pine Forest…helped Eagles to FHSAA 3S playoffs in 2023…led defense with 7.5 sacks and forced two fumbles while anchoring offensive unit that averaged 8.6 yards per carry…helped Pine Forest to 10-1 record and state semifinal appearance his junior year…blocked for offense that produced 2,596 rushing yards and averaged 8.2 yards per carry…started at right tackle during sophomore campaign, helping Eagles advance to 6A state championship game and finish with 12-2 record…blocked for offense that rushed for 3,707 yards to average 264.8 yards per game.

8 MICAHI DANZY

- WR
- 6-1 • 194 • R-SO
- TALLAHASSEE, FLA./FLORIDA STATE UNIVERSITY SCHOOL

ACCOLADES:
2025: *ACC Rookie of the Week (vs. Kent State)*

2025 (Redshirt Freshman): Caught 27 passes for 571 yards and three touchdowns in 12 games...added 216 yards on 12 rushes with three additional touchdowns...first Nole since 2019 and second FSU wide receiver ever with three rushing and three receiving touchdowns in a season...4th nationally and 1st in ACC with 21.15 yards per reception...1st nationally with six 50-yard plays...tied with teammate Duce Robinson for most 40-yard receptions in ACC with six...started eight games, including final seven of season...averaged 42.2 yards per touchdown...one of four players in the regular season with multiple 100-yard receiving quarters...***Alabama:*** contributed 56 rushing yards, including a 32-yard touchdown rush, the first touchdown of his career...***East Texas A&M:*** two receptions for 14 yards and one 53-yard touchdown run...***Kent State:*** named ACC Rookie of the Week in first career start after catching two passes for 112 yards in the first quarter and adding a 64-yard touchdown run, FSU's longest rush of the season...receptions were 65 and 47 yards, making him the first player in FSU history with a 60-yard run and reception in the same game...***Virginia:*** three catches for 42 yards...***Miami:*** two catches for 29 yards and two rushes for three yards... added two-point conversion rush...***Pitt:*** set career highs with seven catches, 133 yards and two touchdowns...TDs came from 33 and 58 yards...***Stanford:*** three catches for 106 yards, all in the fourth quarter, his second 100-yard quarter of the season...***Wake Forest:*** two catches for 67 yards, including a 66-yard grab that was FSU's second-longest completion of the season...***Clemson:*** two catches for 19 yards and one 15-yard run...***Virginia Tech:*** two carries for 29 yards...***Florida:*** four receptions for 49 yards and a 13-yard touchdown.

2024 (Freshman): Appeared in four games as running back while preserving redshirt… gained five yards on two rushes and caught one pass for 38 yards…made Florida State debut against Clemson and also played vs. Miami, Charleston Southern and Florida…earned first carry at Miami and had a six-yard run vs. Florida…caught a career-long 38-yard pass against CSU.

BEFORE FSU: Consensus four-star prospect…ranked as nation's No. 6 athlete and as No. 24 overall prospect from Florida by On3…rated as No. 8 athlete prospect in America and No. 27 prospect in Florida on On3 Industry Ranking…ranked as nation's 14th-best athlete and No. 27 overall in Florida by 247Sports…ranked 14th among nation's athletes and 29th overall in Florida by ESPN…No. 197 in ESPN300…limited to five games his senior season… averaged 8.6 yards per carry and 102.0 rushing yards per game with eight touchdowns with another 204 yards and two touchdowns on eight receptions and 86 yards on four kickoff returns…totaled 2,134 all-purpose yards while leading Florida High to FHSAA 2S state championship game in 2022…rushed for 1,809 yards and 17 touchdowns, averaging 9.5 yards per carry and 120.6 yards per game…also added 100 yards and one touchdown on eight receptions and 225 yards and one touchdown on 10 punt returns…played in 12 games his sophomore year, tallying 700 yards rushing and 12 touchdowns…also competed in track and field…won 400-meter dash and earned silver in 200 at 2023 USATF National Junior Olympics…FHSAA 2A state champion in 200 and 400 in 2023 and 2024…finished runner-up in 100 his senior year…also finished third in long jump at state championships both years…finished fourth in 200 and 400 at state championship meet as sophomore…boasted personal-bests of 10.57 seconds in 100, 20.88 in 200, 45.88 in 400 and 22-10.5 in long jump.

RECEIVING

YR.	G	REC	YDS	AVG	TD	LG	AVG/G
2024	4	1	38	38.0	0	38	9.5
2025	12	27	571	21.1	3	66	47.6
TOT	**16**	**28**	**609**	**21.8**	**3**	**66**	**38.1**

RUSHING

YR.	G	RUSH	YDS	AVG	TD	LG	AVG/G
2024	4	2	5	2.5	0	6	1.3
2025	12	12	216	18.0	3	64	18.0
TOT	**16**	**14**	**221**	**15.8**	**3**	**64**	**13.8**

DANZY'S CAREER HIGHS

Receptions	7 vs. Pitt, 10/11/2025
Receiving Yards	133 vs. Pitt, 10/11/2025
Receiving Touchdowns	2 vs. Pitt, 10/11/2025
Long Reception	66 vs. Wake Forest, 11/1/2025
Rush Attempts	3 vs. Alabama, 8/30/2025
Rushing Yards	64 vs. Kent State, 9/20/2025
Rush Touchdowns	1 (3x), last vs. Kent State, 9/20/2025
Long Rush	64 vs. Kent State, 9/20/2025

1 DARRYLL DESIR

- DL
- 6-5 • 259 • SO
- MIAMI, FLA./NORLAND

ACCOLADES:
2025: *All-ACC Academic Team*

2025 (Freshman): Played 12 games with two starts, finishing freshman year with 23 tackles, 1.5 tackles for loss and 1.0 sacks...***East Texas A&M:*** one tackle...***Kent State:*** three tackles... ***Virginia:*** one tackle in ACC debut...***Miami:*** two tackles in first career start...***Pitt:*** lone tackle was an 18-yard sack, FSU's longest TFL of season...***Stanford:*** two tackles...***Virginia Tech:*** two tackles...***NC State:*** career-high seven tackles with 0.5 TFL, the most tackles in a game for an FSU true freshman defensive lineman since College Football Hall of Famer Ron Simmons in 1977...***Florida:*** made second career start and tallied four tackles.

2026 RETURNING PLAYERS

BEFORE FSU: Four-star edge rusher out of Norland High School in Miami…ranked No. 584 nationally, No. 44 edge rusher and No. 75 player in Florida per 247Sports Composite…ranked No. 34 edge rusher and No. 40 player in Florida per ESPN…in senior season, set career highs with 72 tackles, 17.0 tackles for loss and 9.0 sacks…Norland reached regional final round of 2024 FHSAA 4A state playoffs…helped lead Norland to 14-1 record and 2023 FHSAA 2M state championship game with 48 tackles, including 16.0 for loss, 7.0 sacks and one forced fumble…in 2022, took snaps inside and outside on defensive line and ended with 29 tackles, 9.0 for loss, 7.0 sacks, one forced fumble and one fumble recovery…twin brother Mandrell also signed with Florida State as part of 2025 class…pair committed to FSU in November over offers from UCF, Kentucky and Colorado, among others.

YR.	G	UA	A	TOT	TFL-YDS	SACKS
2025	12	8	15	23	1.5-20	1.0-18
TOT	**12**	**8**	**15**	**23**	**1.5-20**	**1.0-18**

D. DESIR'S CAREER HIGHS

Tackles	7 at NC State, 11/21/2025
Tackles for Loss	1.0 vs. Pitt, 10/11/2025
Sacks	1.0 vs. Pitt, 10/11/2025

3 MANDRELL DESIR

- DL
- 6-4 • 270 • SO
- MIAMI, FLA./NORLAND

ACCOLADES:
2025: *FWAA Freshman All-American...On3 True Freshman All-American...247Sports True Freshman All-American...All-ACC Honorable Mention...All-ACC Academic Team...FSU Team Honors - Devaughn Darling Award*

2025 (Freshman): Made two starts over 12 games played, finishing with 30 tackles, 7.5 tackles for loss and 6.5 sacks...added one pass breakup and one forced fumble...All-ACC Honorable Mention and ACC Defensive Rookie of the Year runner-up...6.5 sacks are third-most for true freshman in FSU history, behind Ron Simmons and Brian Burns...ended season with at least 0.5 sacks in five consecutive games, the longest streak for a Seminole since 2016...sack and TFL totals led all ACC freshmen...accounted for 55 lost yards on sacks to lead all P4 conference freshmen and rank fourth overall in ACC...ended regular season third nationally among true freshmen in sacks and sixth in tackles for loss...***Alabama:*** four tackles in Florida State debut, the most for a Seminole true freshman in a season opener since 1977...***East Texas A&M:*** two tackles...***Kent State:*** one tackle...***Virginia:*** four tackles...***Miami:*** first career pass breakup...***Pitt:*** lone tackle was an 11-yard sack...***Wake Forest:*** one tackle was a 13-yard sack...***Clemson:*** career-high five tackles, including 1.0 sacks...***Virginia Tech:*** three tackles with 1.0 sacks...***NC State:*** tied career high with five tackles, including 1.0 sacks...***Florida:*** capped freshman season with four tackles and 0.5 sacks.

BEFORE FSU: Three-star edge rusher out of Norland High School in Miami…ranked No. 745 nationally, No. 56 edge rusher and No. 98 player in Florida on 247Sports Composite…No. 719 nationally in On3 Industry Rankings…No. 35 edge rusher and No. 93 in Florida according to Rivals…tallied 66 tackles with 17.0 tackles for loss and 12.0 sacks in senior season as Norland reached FHSAA 4A regional finals…ended junior season with 29 tackles, 5.0 tackles for loss, 3.0 sacks and two fumble recoveries as Norland went 14-1 and reached FHSAA 2M state championship game…had 53 tackles and 6.0 sacks with one forced fumble as sophomore…twin brother Darryll also signed with Florida State as part of 2025 class…pair committed to FSU in November over offers from UCF, Kentucky and Colorado, among others.

YR.	G	UA	A	TOT	TFL-YDS	PBU	FF	SACKS
2025	12	13	17	30	7.5-57	1	1	6.5-55
TOT	**12**	**13**	**17**	**30**	**7.5-57**	**1**	**1**	**6.5-55**

M. DESIR'S CAREER HIGHS

Tackles	5 (2x), last at NC State, 11/21/2025
Tackles for Loss	1.0 (7x), last at NC State, 11/21/2025
Sacks	1.0 (6x), last at NC State, 11/21/2025
Forced Fumbles	1 vs. Virginia Tech, 11/15/2025
Pass Breakups	1 vs. Miami, 10/4/2025

13 DEAMONTAE DIGGS

- DL
- 6-5 • 272 • R-SR
- McKEESPORT, PA./McKEESPORT AREA/YOUNGSTOWN STATE/ COASTAL CAROLINA

ACCOLADES:
2024: *Graduated from Coastal Carolina with professional studies degree in Spring 2025*

2025 (Redshirt Senior): Played three games before season-ending injury...both tackles on season were TFL, including 1.0 sacks...***Alabama:*** 1.0 sack for a six-yard loss in Florida State debut...***Kent State:*** 1.0 TFL for one-yard loss...also played against East Texas A&M.

BEFORE FSU: Appeared in 37 games with seven starts over three seasons with Coastal Carolina and Youngstown State…started seven games and played in all 13 contests for Coastal in 2024…had 34 tackles, 6.5 tackles for loss, 5.0 sacks and two pass deflections as Chanticleers reached Myrtle Beach Bowl…recorded career-high seven tackles at Marshall…registered career-best 2.0 sacks in win at Georgia State…spent 2020-23 seasons at Youngstown State, playing in 24 games for Penguins…notched 16 tackles, 8.0 tackles for loss, 5.0 sacks, three passes defended and one forced fumble…two-time All-Big East Conference selection at McKeesport Area High School...helped Tigers reach WPIAL Class 5A semifinal senior year...also played basketball and led team in scoring his junior season.

YR.	G	UA	A	TOT	TFL-YDS	PBU	FF	SACKS
2022*	11	5	10	15	4.0-15	1	0	1.5-9
2023*	13	5	6	11	4.0-34	2	1	3.5-33
2024**	13	18	16	34	6.5-42	2	0	5.0-36
2025	3	2	0	2	2.0-7	0	0	1.0-6
TOT	**40**	**30**	**32**	**62**	**16.5-98**	**5**	**1**	**11.0-84**

DIGGS' CAREER HIGHS

Tackles	7 at Marshall, 11/16/2024**
Tackles for Loss	2.5 at Illinois State, 11/5/2022*
Sacks	2.0 at Georgia State, 11/30/2024**
Forced Fumbles	1 vs. Valparaiso, 8/31/2023*
Pass Breakups	1 (5x), last at James Madison, 10/10/2024**

**at Youngstown State; **at Coastal Carolina*

2026 RETURNING PLAYERS

13 TAE'SHAUN GELSEY

- WR
- 6-4 • 227 • R-FR
- JACKSONVILLE, FLA./RIVERSIDE

2025 (Freshman): Appeared in four games vs. East Texas A&M, Kent State, Pitt and Stanford to maintain redshirt...made Florida State debut vs. ETAMU.

BEFORE FSU: Four-star wide receiver from Riverside High School in Jacksonville…rated No. 332 nationally in Class of 2025 and No. 48 prospect in Florida on 247Sports Composite…ranked as No. 184 overall prospect nationally and No. 28 from Florida by On3…caught 61 passes for 875 yards and 14 touchdowns as Riverside reached regional quarterfinals of 2024 4A state playoffs…averaged 17.9 yards per catch in junior season with 48 receptions for 859 yards and nine touchdowns as Generals won nine games and reached second round of 2M state playoffs for second straight season…snagged 32 passes for 503 yards and five touchdowns in 12 games as sophomore…also played basketball at Riverside…chose Florida State over Florida, among others.

9 OMAR GRAHAM JR.

- LB
- 6-1 • 234 • R-SR
- FORT LAUDERDALE, FLA./STRANAHAN

ACCOLADES:
2024: *Graduated from Florida State with social science degree in Spring 2025*
2023: *All-ACC Academic Team*
2022: *ACC Honor Roll*

2025 (Redshirt Junior): Played 12 games with five starts...accounted for career-high 38 tackles and one pass breakup...***Alabama:*** started and contributed two tackles...***East Texas A&M:*** one tackle...***Kent State:*** three solo tackles...***Virginia:*** two tackles...***Miami:*** two solo tackles...***Pitt:*** four tackles...***Stanford:*** tied career high with eight tackles...***Wake Forest:*** three tackles...***Clemson:*** four tackles, including three solo stops...***Virginia Tech:*** five tackles and one pass breakup, the fourth of his career...***NC State:*** two tackles...***Florida:*** two tackles.

2024 (Redshirt Sophomore): Played 10 games and made eight starts, including final seven games of season…37 tackles, 3.5 tackles for loss and 1.0 sacks…added three pass breakups, most among FSU linebackers…career-best eight tackles against Clemson…seven tackles vs. Florida in season finale…career-high 1.5 tackles for loss vs. Gators…six tackles against Duke and North Carolina, with fourth-down stop at goal line against Tar Heels…had three tackles, first career solo sack and one pass breakup at Miami…also had PBU at SMU and vs. Clemson.

2023 (Redshirt Freshman): Appeared in all 14 games with start in Orange Bowl vs. No. 6 Georgia…recorded 23 tackles, including 2.0 for loss, and one quarterback hurry…All-ACC Academic Team…made first collegiate start in Orange Bowl and had two solo tackles, 1.0 for loss…registered four tackles in 24-7 win at Pitt…made first collegiate tackle for loss as part of two-tackle game in 41-16 win at Wake Forest…opened season with one tackle in 45-24 victory vs. No. 5 LSU…recorded two tackles and one quarterback hurry in 66-13 win vs. Southern Miss…had three tackles in 31-29 win at Boston College…registered two tackles in 31-24 victory at Clemson…had solo tackle in 39-17 win vs. Virginia Tech…recorded two solo stops in 41-3 win vs. Syracuse…made one tackle in 38-20 win vs. No. 16 Duke…made two tackles in 58-13 win vs. North Alabama…had one solo stop in ACC Championship Game victory vs. No. 14 Louisville.

2022 (Freshman): Played in three games…recorded eight tackles…ACC Honor Roll... Seminole Scholar…made season-high four tackles in season-opening 47-7 win vs. Duquesne…recorded two solo stops in 41-16 win vs. Georgia Tech…made two tackles in 44-14 win vs. Boston College…redshirted 2022 season.

BEFORE FSU: Three-star prospect ranked 32nd among all outside linebacker prospects in America and 65th overall prospect from Florida by Rivals…ESPN tabbed him 44th nationally among outside linebackers and 87th among Class of 2022 from Florida…rated as 61st-best linebacker prospect in America and No. 84 overall prospect in Florida on 247Sports Composite…ranked 89th nationally at his position and 91st among all prospects from Florida by 247Sports…helped Stranahan reach regional semifinal round of 5A state playoffs his senior season…recorded 102 tackles, including 40.0 for loss with 23.5 sacks, and two forced fumbles while also rushing for 551 yards and 12 touchdowns…played three games during pandemic-shortened junior season and registered 38 tackles, including 11.0 for loss with 9.0 sacks and one fumble recovery.

YR.	G	UA	A	TOT	TFL-YDS	PBU	SACKS
2022	3	4	4	8	0.0-0	0	0.0-0
2023	14	12	11	23	2.0-3	0	0.0-0
2024	10	20	17	37	3.5-12	3	1.0-7
2025	12	24	14	38	0.0-0	1	0.0-0
TOT	**39**	**60**	**46**	**106**	**5.5-15**	**4**	**1.0-7**

GRAHAM'S CAREER HIGHS

Tackles	8 (2x), last at Stanford, 10/18/2025
Tackles for Loss	1.5 vs. Florida, 11/30/2024
Pass Breakups	1 (4x), last vs. Virginia Tech, 11/15/2025
Sacks	1.0 at Miami, 10/26/2024

12 MICHAEL GRANT

- QB
- 6-3 • 216 • R-JR
- TALLAHASSEE, FLA./MACLAY

2025 (Redshirt Sophomore): Made Florida State debut vs. East Texas A&M...completed only pass of season for 14 yards to Teriq Mallory...led 12-play, 80-yard touchdown drive vs. East Texas A&M.

2024 (Redshirt Freshman): Did not see game action while working with FSU's scout team.

2023 (Freshman): Worked with FSU's scout team while redshirting.

2026 RETURNING PLAYERS

BEFORE FSU: Two-year starting quarterback at Maclay…was 368-of-584 passing, a completion percentage above 63.0, for 4,706 yards with 45 touchdowns and only 13 interceptions in his two seasons…was 215-of-334 passing for 2,960 yards with 32 touchdowns while adding 62 yards and one touchdown rushing his senior year…led Maclay to 1S state playoffs in 2022…during junior campaign, recorded 153 completions on 250 attempts for 1,746 yards and 13 touchdowns…also played basketball and baseball at Maclay…father, Mike Grant, was on FSU's golf team from 1978-81 and helped Seminoles advance to 1981 NCAA Championships…grandfather, Don Grant, played on FSU's first two teams in 1947 and 1948…Don recorded FSU's first kickoff return and first passing touchdown on Oct. 18, 1947, vs. Stetson.

PASSING

YR.	G	COM	ATT	PCT	YDS	LG	AVG/G
2025	1	1	1	100.0	14	14	14.0
TOT	**1**	**1**	**1**	**100.0**	**14**	**14**	**14.0**

RUSHING

YR.	G	RUSH	YDS	AVG	AVG/G
2025	1	1	-9	-9.0	-9.0
TOT	**1**	**1**	**-9**	**-9.0**	**-9.0**

GRANT'S CAREER HIGHS

Total Passes	1 vs. East Texas A&M, 9/6/2025
Completed Passes	1 vs. East Texas A&M, 9/6/2025
Pass Yards	14 vs. East Texas A&M, 9/6/2025
Longest Pass	14 vs. East Texas A&M, 9/6/2025
Rush Attempts	1 vs. East Texas A&M, 9/6/2025

47 DONNY HIEBERT

- DB
- 6-2 • 201 • SR
- GAINESVILLE, FLA./BUCHHOLZ

ACCOLADES:
2025: *All-ACC Academic Team...graduated from Florida State with finance degree in Fall 2025*
2024: *CSC Academic All-District*
2023: *All-ACC Academic Team...FSU Team Honors - Special Teams Newcomer of the Year*

2025 (Junior): Played first six games of season before season-ending injury... contributed three tackles, primarily on special teams...***East Texas A&M:*** one tackle...***Kent State:*** tied career high with two tackles...also played vs. Alabama, Virginia, Miami and Pitt.

2024 (Sophomore): Appeared in 12 games as reserve defensive back and on special teams…CSC Academic All-District… recorded 10 tackles, including seven solo stops…career-high two tackles against North Carolina, Charleston Southern and Florida…one tackle vs. Memphis, California, Duke and Notre Dame.

2023 (Freshman): Appeared in all 14 games, playing consistent role on special teams units…recorded five tackles…All-ACC Academic Team…FSU Special Teams Newcomer of the Year…made collegiate debut in 45-24 victory vs. No. 5 LSU…registered solo stop in 66-13 win vs. Southern Miss…made one tackle in 38-20 win vs. No. 16 Duke…recorded solo tackle in 41-16 win at Wake Forest…registered tackle in third straight game during 24-7 win at Pitt…made solo stop in 58-13 win vs. North Alabama.

BEFORE FSU: Three-year contributor at Buchholz…all-state selection in 2022 after leading Buchholz with 103 tackles, including 10.0 for loss with 1.0 sack, two interceptions and two forced fumbles…helped Bobcats reach state semifinal round of 4S state playoffs… made 32 tackles, 2.0 for loss, four interceptions and one pass breakup his junior season as Buchholz earned district title and advanced to semifinal round of 7A state playoffs…played eight games during sophomore campaign and recorded 32 tackles, 3.0 for loss, and three interceptions for team that played into regional semifinal round of state playoffs…also played baseball, hitting .311 with three home runs, 38 runs scored and 28 RBI in two seasons while helping lead Buchholz to regional final round of 6A state playoffs his senior year.

YR.	G	UA	A	TOT
2023	14	3	2	5
2024	12	7	3	10
2025	6	0	3	3
TOT	**32**	**10**	**8**	**18**

HIEBERT'S CAREER HIGHS

Tackles	2 (4x), last vs. Kent State, 9/20/2025

18 JAMARI HOWARD

- DB
- 6-2 • 190 • R-SO
- MIAMI, FLA./NORLAND

2025 (Redshirt Freshman): Made two appearances, including Florida State debut against East Texas A&M...first career tackle and pass breakup in 66-10 win over Kent State.

2024 (Freshman): Did not see any game action while redshirting.

BEFORE FSU: Consensus four-star prospect…ranked as No. 7 cornerback prospect in Class of 2024, No. 14 overall prospect from Florida and No. 93 in America by 247Sports…rated 12th nationally among cornerbacks and 19th in Florida by ESPN…120th in ESPN300… ranked 14th nationally at his position, 13th overall in Florida and 99th in America by On3…named to 2024 All-American Bowl…registered 50 tackles, 10.0 for loss with 1.0 sack, two forced fumbles, one fumble recovery and one interception while helping Norland to 14-1 final record and appearance in 2023 2M state championship game…amassed 50 tackles including 10.0 for loss as a senior…forced two fumbles and recovered one and added an interception…blocked one punt…played for Hialeah Westland his sophomore and junior seasons…recorded 33 tackles, 15 pass breakups, two forced fumbles and one interception during junior year…also returned punt for touchdown…helped Wildcats to GMAC Independent Championship Game in 2021 behind 44 tackles, 3.0 for loss, two interceptions and one forced fumble…also ran track at Norland… finished seventh in 400-meter dash at 2023 3A state championships.

YR.	G	A	TOT	PBU
2025	2	1	1	1
TOT	**2**	**1**	**1**	**1**

HOWARD'S CAREER HIGHS

Tackles	1 vs. Kent State, 9/20/2025
Pass Breakups	1 vs. Kent State, 9/20/2025

0 QUINDARRIUS JONES

- DB
- 6-2 • 187 • SR
- MERIDIAN, MISS./MERIDIAN

ACCOLADES:
2025: *Graduated from Florida State with recreation and tourism management degree in Spring 2026*

2025 (Junior): Played first five games of season before season-ending injury...started FSU's 77-3 win over East Texas A&M...seven tackles, 1.0 tackle for loss and one pass breakup... ***Alabama:*** one tackle was four-yard tackle for loss...***East Texas A&M:*** one tackle...***Kent State:*** two tackles...***Virginia:*** season-high three tackles...also played against Miami.

2024 (Sophomore): Played in all 12 games and earned first three career starts to close season…made 12 tackles, with 1.0 tackles for loss and three pass breakups…first career start came at Notre Dame and also started vs. Charleston Southern and Florida…made multiple tackles against California, Clemson and Miami…split tackle for loss vs. Cal and North Carolina…all three pass breakups came on same drive against Cal and were most for Seminole in single game in 2024.

2023 (Freshman): Appeared in 10 games…recorded six tackles, including 1.0 for loss, and one touchdown on blocked field goal return…made season-high four tackles, including three solo stops, in Orange Bowl vs. No. 6 Georgia…registered two solo tackles, 1.0 for loss, in 66-13 win vs. Southern Miss…scored touchdown on final play of 58-13 win vs. North Alabama, returning blocked field goal 50 yards for FSU's first blocked field goal return score since 2017.

BEFORE FSU: Three-star prospect rated No. 18 overall in Mississippi by 247Sports, No. 20 in Mississippi by On3 and No. 28 in state by ESPN…ranked as No. 85 athlete nationally by 247Sports Composite…tabbed as country's No. 79 safety prospect by On3…selected to play in Alabama-Mississippi All-Star Game following senior year…played wide receiver and defensive back in high school…averaged 17.8 yards per catch his senior season, totaling 426 yards and three touchdowns on 24 receptions…second-team all-state selection after catching 36 passes for 429 yards and two touchdowns his junior year…also competed in track and field at Meridian, running in 100 and 200 dashes as well as contesting long jump and high jump… mark of 22 feet, 2 inches in long jump ranks second in Meridian history.

2026 RETURNING PLAYERS

YR.	G	UA	A	TOT	TFL-YDS	PBU
2023	10	5	1	6	1.0-3	0
2024	12	6	6	12	1.0-2	3
2025	5	3	4	7	1.0-4	1
TOT	**27**	**14**	**11**	**25**	**3.0-9**	**4**

JONES' CAREER HIGHS

Tackles	4 vs. Georgia (Orange Bowl), 12/30/2023
Tackles for Loss	1.0 (2x), last vs. Alabama, 8/30/2025
Pass Breakups	3 vs. California, 9/21/2024
Touchdowns	1 (blocked FG return) vs. North Alabama, 11/18/2023

24 K.J. KIRKLAND

- DB
- 6-1 • 209 • R-JR
- JACKSONVILLE, FLA./RAINES

ACCOLADES:
2025: *Graduated from Florida State with recreation and tourism management degree in Spring 2026*
2024: *FSU Team Honors - Devaughn Darling Award (Defensive Freshman of the Year)*

2025 (Redshirt Sophomore): Appeared in 12 games with four starts...contributed 31 tackles, 3.0 tackles for loss and 1.0 sacks...***Alabama:*** two tackles in season-opening win...***East Texas A&M:*** one tackle...***Kent State:*** added two tackles in first start of season...***Virginia:*** three tackles...***Miami:*** started and finished with four tackles, including 1.0 tackles for loss...***Pitt:*** three tackles in third start of season...***Stanford:*** two tackles and 1.0 sacks, the first of his career...***Wake Forest:*** one tackle was a split tackle for loss...***Clemson:*** one tackle...***NC State:*** four tackles with 0.5 tackles for loss in final start of year...***Florida:*** season-high eight tackles.

2024 (Redshirt Freshman): Appeared in all 12 games with nine starts at safety, including final seven games of season…Devaughn Darling Award presented to the Defensive Freshman of the Year…46 tackles, 1.0 tackles for loss and two pass breakups…career-high nine tackles and 1.0 TFL in first career start against Memphis…added seven tackles following week against California…seven tackles vs. North Carolina, six tackles at SMU and vs. Clemson…four tackles in season finale vs. Florida…pass breakup at SMU was first of career…one pass breakup at Duke.

2023 (Freshman): Appeared in five games…recorded three tackles…made collegiate debut in season-opening 45-24 victory vs. No. 5 LSU…recorded two tackles in 66-13 win vs. Southern Miss…had one tackle in Orange Bowl vs. No. 6 Georgia…also saw action in 39-17 win vs. Virginia Tech and 58-13 win vs. North Alabama…redshirted 2023 season.

BEFORE FSU: Four-star rated as No. 29 safety prospect nationally and No. 61 overall prospect in Florida by 247Sports…ranked 35th at his position by ESPN and 47th by On3…made 49 tackles, including 1.0 for loss, and two interceptions his senior season while helping lead Raines to regional final round of 2M state playoffs…named to 2022 Florida Times-Union Super 11…recorded 20 tackles, 12 pass breakups and one interception his junior year to help Vikings win district title and advance to regional semifinal round of 5A state playoffs…also ran track at Raines…anchored 2A state champion 4×400 relay team and finished third in 400 at state championship meet…won 2022 regional title and back-to-back district championships in 400…has two older sisters who were both are collegiate sprinters.

YR.	G	UA	A	TOT	TFL-YDS	PBU	SACKS
2023	5	1	2	3	0.0-0	0	0.0-0
2024	12	27	19	46	1.0-5	2	0.0-0
2025	12	10	21	31	3.0-15	0	1.0-12
TOT	**29**	**38**	**42**	**80**	**4.0-20**	**2**	**1.0-12**

KIRKLAND'S CAREER HIGHS

Tackles	9 vs. Memphis, 9/14/2024
Tackles for Loss	1.0 (3x), last at Stanford, 10/18/2025
Pass Breakups	1 (2x), last at Duke, 10/18/2024
Sacks	1.0 at Stanford, 10/18/2025

26 RICKY KNIGHT III

- DB
- 6-0 • 184 • R-SO
- WEST PALM BEACH, FLA./CARDINAL NEWMAN

2025 (Redshirt Freshman): Appeared in seven games...***East Texas A&M:*** first career tackle in 77-3 FSU win...also played against Alabama, Kent State, Virginia, Pitt, Stanford and Wake Forest.

2024 (Freshman): Made Florida State debut against Charleston Southern and preserved redshirt while practicing with scout team.

BEFORE FSU: Four-star prospect…rated as No. 22 athlete in Class of 2024 and No. 54 overall prospect from Florida on 247Sports Composite…ranked as nation's No. 21 cornerback prospect and Florida's 25th-best overall recruit by Rivals…helped Cardinal Newman to second round of 1M state playoffs…registered 18 tackles including 1.0 for loss and one interception with 70-yard touchdown catch during senior season…spent three years at The Benjamin School, where he tallied 47 tackles and one interception…contributed 33 tackles during junior year and added four catches for 92 yards on offense…helped Buccaneers to regional final round of 2021 3A state playoffs behind 8-4 record…also ran track at Cardinal Newman.

YR.	G	UA	TOT
2024	1	-	-
2025	7	1	1
TOT	**8**	**1**	**1**

KNIGHT'S CAREER HIGHS

Tackles	1 vs. East Texas A&M, 9/6/2025

2026 RETURNING PLAYERS

32 OUSMANE KROMAH

- RB
- 6-1 • 216 • SO
- LEESBURG, GA./LEE COUNTY

ACCOLADES:
2025: *FSU Team Honors - Devaughn Darling Award*

2025 (Freshman): Played all 12 games and started against Miami and Florida...third on the team with 408 rushing yards on 72 carries, averaging 5.7 yards per rush...added nine receptions for 147 yards and one touchdown...***Alabama:*** began career with seven rushes for 31 yards and one catch for seven yards...***East Texas A&M:*** five carries for 37 yards...added one catch for a 43-yard touchdown, his longest play of the season...***Kent State:*** four carries for 43 yards and one nine-yard catch...FSU set school records with 498 rushing yards against the Golden Flashes...***Virginia:*** set season highs with 12 carries, 63 yards and a 23-yard rush...***Miami:*** six rushes for 23 yards and season-high two catches for 37 yards in first career start...***Pitt:*** seven carries for 55 yards...***Stanford:*** five touches for 48 total yards...four carries for 17 yards and caught one pass for 31 yards...***Wake Forest:*** four carries for 19 yards and caught one pass for 12 yards in Homecoming win...***Clemson:*** three carries for 22 yards and added a five-yard catch...***Virginia Tech:*** 11 carries for team-high 59 yards in 34-14 win...***NC State:*** four rushes for 12 yards and one three-yard catch...***Florida:*** five carries for 27 yards in season finale.

BEFORE FSU: Consensus four-star running back out of Lee County High School in Leesburg, Georgia…rated No. 92 nationally in On3 Industry Ranking…ranked as No. 99 overall prospect in Class of 2025, No. 11 from Georgia, and nation's No. 6 running back per Rivals…ranked as No. 4 running back nationally by On3 and 247Sports…No. 139 on ESPN300…Atlanta Journal-Constitution Super 11 selection in 2024…two-time Region 1-6A Player of the Year…ran for 4,643 yards and 55 touchdowns in three seasons at Lee County…added 19 receiving touchdowns on 83 catches…ran 168 times for 1,356 yards and 15 touchdowns as senior with 741 receiving yards and eight touchdown catches as Lee County finished 13-1 and reached 5A state semifinals…ran for 1,783 yards on 182 carries with 20 touchdowns during junior year…added 31 catches for 522 yards and nine touchdowns…rushed 181 times for 1,504 yards and 20 touchdowns and caught 18 passes for 193 yards and two more touchdowns his sophomore season…also played on Trojans basketball team, averaging double-double during 2022-23 season…chose Florida State over Georgia, Auburn and Tennessee, among others.

RUSHING

YR.	G	RUSH	YDS	AVG	LG	AVG/G
2025	12	72	408	5.7	23	34.0
TOT	**12**	**72**	**408**	**5.7**	**23**	**34.0**

RECEIVING

YR.	G	REC	YDS	AVG	TD	LG	AVG/G
2025	12	9	147	16.3	1	43	12.3
TOT	**12**	**9**	**147**	**16.3**	**1**	**43**	**12.3**

KROMAH'S CAREER HIGHS

Rush Attempts	12 at Virginia, 9/26/2025
Rushing Yards	63 at Virginia, 9/26/2025
Long Rush	23 at Virginia, 9/26/2025
Receptions	2 vs. Miami, 10/4/2025
Receiving Yards	43 vs. East Texas A&M, 9/6/2025
Receiving Touchdowns	1 vs. East Texas A&M, 9/6/2025
Long Reception	43 vs. East Texas A&M, 9/6/2025

89 GREYSON LABIAD

- TE
- 6-3 • 249 • R-SR
- CELEBRATION, FLA./FOUNDATION ACADEMY/SOUTHEASTERN

2025 (Redshirt Junior): Played four games as reserve tight end and on special teams...one catch for six yards...***East Texas A&M:*** made Florida State debut...***Kent State:*** one catch for six yards...also appeared against Virginia and Wake Forest.

BEFORE FSU: Played two seasons at Southeastern University in Lakeland…caught nine passes for 76 yards over 15 games…returned three kicks for 35 yards with the Fire…played high school football at Foundation Academy…caught 45 passes for 477 yards and four touchdowns over final two seasons with the Lions…selected for the Cure Bowl All-Star Game in 2020.

RECEIVING

YR.	G	REC	YDS	AVG	LG	AVG/G
2025	4	1	6	6.0	6	1.5
TOT	**4**	**1**	**6**	**6.0**	**6**	**1.5**

LABIAD'S CAREER HIGHS

Receptions	1 vs. Kent State, 9/20/2025
Receiving Yards	6 vs. Kent State, 9/20/2025
Long Reception	6 vs. Kent State, 9/20/2025

29 CALEB LaVALLEE

- LB
- 6-1 • 225 • R-JR
- MARIETTA, GA./WHITEFIELD ACADEMY/NORTH CAROLINA

2025 (Redshirt Sophomore): Made Florida State debut on special teams at Stanford.

BEFORE FSU: Appeared in 15 games with one start over two seasons at North Carolina…tallied 14 tackles and 1.0 tackle for loss as redshirt freshman in 2024…start came in 2024 Fenway Bowl against UConn…led Tar Heels with nine tackles and added two-yard TFL against Huskies…blocked punt against James Madison…played four games as true freshman in 2023…four-star prospect and two-time captain out of Whitefield Academy…ranked as No. 15 inside linebacker and No. 30 player in Georgia by Rivals…first-team all-state selection…recorded 425 tackles, 18.0 sacks and 57.0 tackles for loss with four interceptions and three forced fumbles over three years at Whitefield.

YR.	G	UA	A	TOT	TFL-YDS
2023*	4	0	0	0	0.0-0
2024*	11	8	6	14	1.0-2
2025	1	0	0	0	0.0-0
TOT	**16**	**8**	**6**	**14**	**1.0-2**

LaVALLEE'S CAREER HIGHS

Tackles	9 vs. UConn (Fenway Bowl), 12/28/2024*
Tackles for Loss	1.0 vs. UConn (Fenway Bowl), 12/28/2024*
Blocked Kicks	1 (punt) vs. James Madison, 9/21/2024*

**at North Carolina*

2026 RETURNING PLAYERS

96 TYLON LEE

- DL
- 6-4 • 271 • R-FR
- PACE, FLA./PACE

2025 (Freshman): Appeared in three games to maintain redshirt status...***East Texas A&M:*** made Florida State debut and recorded two tackles...also played against Kent State and Wake Forest.

BEFORE FSU: Five-star defensive lineman from Pace High School in Florida's panhandle…ranked as No. 24 overall prospect nationally, No. 3 edge rusher in Class of 2025 and No. 4 player from Florida by On3…tallied 236 tackles over three seasons at Pace, with 70.0 tackles for loss and 14.5 sacks…had 87 tackles, 40.0 for loss and 6.0 sacks with three pass deflections and one fumble recovery in senior season as Patriots reached second round of Florida 6A state playoffs…2023 All-Florida Panhandle Team after 61 tackles, 20.0 tackles for loss, 5.0 sacks and two forced fumbles…totaled 88 tackles, 10.0 tackles for loss and 3.5 sacks in 2022…chose Florida State over offers from Ole Miss and UCF, among others.

YR.	G	UA	A	TOT
2025	3	1	1	2
TOT	**3**	**1**	**1**	**2**

LEE'S CAREER HIGHS

Tackles	2 vs. East Texas A&M, 9/6/2025

4 CHARLES LESTER III

- DB
- 6-1 • 195 • R-SO
- SARASOTA, FLA./RIVERVIEW

2025 (Redshirt Freshman): Played 10 games as reserve defensive back and on special teams...made four tackles...***Stanford:*** career-high three tackles...***Wake Forest:*** added one tackle in FSU's 42-7 win... also appeared against Alabama, East Texas A&M, Kent State, Pitt, Clemson, Virginia Tech, NC State and Florida.

2024 (Freshman): Appeared in four games, finishing with three tackles and one pass breakup…made Florida State debut at SMU…played final three games of year against Notre Dame, Charleston Southern and Florida…earned first tackle against Fighting Irish and season-high two against CSU… added pass breakup against Buccaneers.

BEFORE FSU: Consensus four-star prospect…rated as nation's No. 3 cornerback, No. 39 overall prospect and No. 7 prospect from Florida on 247Sports Composite…ranked as No. 4 cornerback nationally by On3 and No. 11 overall prospect in Florida by On3…ranked 10th in Florida by Rivals…No. 36 in ESPN300…tabbed as nation's No. 5 cornerback and Florida's No. 9 prospect in Class of 2024 by ESPN…transferred to Venice for senior season and helped Indians to district title, appearance in 4S state championship game and 12-3 overall record… tallied 50 tackles and added three interceptions, seven pass breakups and one blocked field goal...began prep career at Riverview High School…played offense and defense for Sharks… tallied 20 tackles and two interceptions while adding 41 receptions for 420 yards and five touchdowns and 112 yards and one touchdown on 28 rushes in junior season…registered 21 tackles and added 19 catches for 298 yards and five touchdowns during sophomore campaign.

YR.	G	UA	A	TOT	PBU
2024	4	2	1	3	1
2025	10	3	1	4	0
TOT	**14**	**5**	**2**	**7**	**1**

LESTER'S CAREER HIGHS

Tackles	3 at Stanford, 10/18/2025
Pass Breakups	1 vs. Charleston Southern, 11/23/2024

23 CHASE LOFTIN

- TE
- 6-6 • 235 • R-FR
- OMAHA, NEB./MILLARD SOUTH

2025 (Freshman): Played four games to maintain redshirt during freshman season...***Alabama:*** made Florida State debut on special teams in 31-17 win... ***East Texas A&M:*** one catch for six yards...also played against Kent State and at Florida.

BEFORE FSU: Four-star tight end ranked as No. 2 prospect from Nebraska…Florida State's first signee from Nebraska…rated as Class of 2025's No. 344 prospect and No. 23 tight end in On3 Industry Ranking…ranked as nation's No. 12 tight end by ESPN and No. 14 tight end from Rivals…played senior season with Millard South after playing first three years at Elkhorn North…caught 57 passes for 837 yards and 12 touchdowns as Millard South won Class A state championship for first time in 15 years…helped lead Elkhorn North to Class B semifinals for first semifinal appearance in program history with 34 catches for 440 yards and six touchdowns in 2023…also averaged 38.2 yards per punt, made four field goals and connected on 33 PATs as Wolves' primary kicking specialist…in sophomore season, caught 39 passes for 577 yards and five touchdowns… brother Brayden is also a college tight end…chose Florida State over offers from Nebraska, Texas A&M and Missouri, among others.

RECEIVING

YR.	G	REC	YDS	AVG	LG	AVG/G
2025	4	1	6	6.0	6	1.5
TOT	**4**	**1**	**6**	**6.0**	**6**	**1.5**

LOFTIN'S CAREER HIGHS

Receptions	1 vs. East Texas A&M, 9/6/2025
Receiving Yards	6 vs. East Texas A&M, 9/6/2025
Receiving Yards	6 vs. East Texas A&M, 9/6/2025

5 DANIEL LYONS

- DL
- 6-4 • 292 • R-SR
- MIAMI, FLA./HOMESTEAD SENIOR

ACCOLADES:
2025: *FSU Team Honors - Most Improved, Defense*
2024: *Graduated from Florida State with social science degree in Spring 2025*
2022: *ACC Honor Roll*

2025 (Redshirt Junior): Started all 12 games as defensive tackle, finishing with 26 tackles, 3.5 tackles for loss, 2.0 sacks and one forced fumble...***Alabama:*** two tackles included 15-yard sack and forced fumble in 31-17 win...***East Texas A&M:*** one tackle was behind the scrimmage...***Kent State:*** one tackle...***Virginia:*** four tackles in first ACC start...***Miami:*** three tackles and 1.0 tackle for loss...***Pitt:*** one tackle was a split-sack...***Stanford:*** three solo tackles...***Clemson:*** one solo tackle...***Virginia Tech:*** one tackle in 34-14 win...***NC State:*** three tackles...***Florida:*** career-high six tackles in season finale...0.5 sacks against the Gators.

2024 (Redshirt Sophomore): Played all 12 games as reserve defensive lineman…finished with 25 tackles, 5.0 tackles for loss, 3.0 sacks and one pass breakup…two tackles in season opener against Georgia Tech, including 0.5 tackles for loss…four tackles and career-high 1.5 sacks vs. Boston College…one tackle against Memphis was three-yard sack…one tackle vs. California…three tackles vs. SMU…three tackles against Clemson, including 1.0 TFL…0.5 tackles for loss among three tackles at Duke…two tackles at Miami…career-high five tackles vs. North Carolina…tackle in season finale vs. Florida was 0.5 sack…pass breakup at Notre Dame was first of career.

2026 RETURNING PLAYERS

2023 (Redshirt Freshman): Appeared in all 14 games with one start…recorded 16 tackles…started Orange Bowl vs. No. 6 Georgia and recorded four tackles…made four tackles, including three solo stops, in 41-16 win at Wake Forest…had one tackle in 66-13 win vs. Southern Miss…registered solo stop in 31-29 win at Boston College and 41-3 win vs. Syracuse…made one tackle in 24-7 win at Pitt…recorded three tackles in 58-13 win vs. North Alabama…made one tackle in ACC Championship Game victory vs. No. 14 Louisville.

2022 (Freshman): Appeared in four games…recorded four tackles…ACC Honor Roll... Seminole Scholar…made two tackles in season-opening 47-7 win vs. Duquesne…had solo stop in 44-14 win vs. Boston College…registered one tackle vs. No. 22 Wake Forest…also saw action in 35-32 Cheez-It Bowl victory vs. Oklahoma…redshirted 2022 season.

BEFORE FSU: Ranked as four-star prospect by ESPN…tabbed No. 24 defensive tackle prospect in America and 40th-best overall prospect from Florida by ESPN…ranked 36th nationally among defensive tackles and as No. 67 overall prospect from Florida according to Rivals…rated as No. 62 defensive lineman nationally and No. 62 overall prospect in Florida on 247Sports Composite…ranked 64th among defensive linemen and 60th in Florida in Class of 2022 by 247Sports…amassed 58 tackles, 25.0 for loss with 6.0 sacks, and five quarterback hurries in 10 games senior year…Miami Herald 8A-6A first-team All-Dade selection in 2020…tallied 34 tackles as a junior, including 10.0 for loss with 5.0 sacks…teammates with former Seminole Dante Anderson at Homestead.

YR.	G	UA	A	TOT	TFL-YDS	PBU	FF	SACKS
2022	4	1	3	4	0.0-0	0	0	0.0-0
2023	14	6	10	16	0.0-0	0	0	0.0-0
2024	12	8	17	25	5.0-14	1	0	3.0-5
2025	12	11	15	26	3.5-20	0	1	2.0-19
TOT	**42**	**26**	**45**	**71**	**8.5-34**	**1**	**1**	**5.0-24**

LYONS' CAREER HIGHS

Tackles	6 at Florida, 11/29/2025
Tackles for Loss	1.5 vs. Boston College, 9/2/2024
Pass Breakups	1 at Notre Dame, 11/9/2024
Forced Fumbles	1 vs. Alabama, 8/30/2025
Sacks	1.5 vs. Boston College, 9/2/2024

82 TERIQ MALLORY

- WR
- 6-5 • 215 • R-FR
- NEW HAVEN, CONN./CHESHIRE ACADEMY

2025 (Freshman): Played four games while maintaining redshirt...***East Texas A&M:*** made Florida State debut and caught a 14-yard pass...also played against Kent State, Miami and Pitt.

BEFORE FSU: Three-star wide receiver played for Cheshire Academy in Cheshire, Connecticut…ranked as No. 107 wide receiver nationally and No. 8 player in Connecticut by ESPN…caught 97 passes for 1,385 yards and 16 touchdowns in three years at Cheshire…made 49 catches for 691 yards and eight touchdowns over eight games in senior season…ended career with 127 yards on 10 catches and two touchdowns against Williston Northampton in state playoffs…snagged 30 receptions for 423 yards and four touchdowns as sophomore at West Haven High School…caught 18 passes for 271 yards and four touchdowns during freshman season in 2021 at Hillhouse High School…added 29 tackles, 1.0 tackle for loss and two interceptions on defense at prep level…committed to Florida State over West Virginia, among others.

RECEIVING

YR.	G	REC	YDS	AVG	LG	AVG/G
2025	4	1	14	14.0	14	3.5
TOT	**4**	**1**	**14**	**14.0**	**14**	**3.5**

MALLORY'S CAREER HIGHS

Receptions	1 vs. East Texas A&M, 9/6/2025
Receiving Yards	14 vs. East Texas A&M, 9/6/2025
Long Reception	14 vs. East Texas A&M, 9/6/2025

44 GAVIN MARKEY

- TE
- 6-1 • 234 • R-FR
- ATHENS, GA./JEFFERSON

2025 (Freshman): Made his collegiate debut in the victory over East Texas A&M...trained with 'black ops' scout team during redshirt season.

BEFORE FSU: Three-star quarterback out of Jefferson High School in Jefferson, Georgia... ranked No. 126 quarterback in country by 247Sports...dual-threat quarterback passed for 1,547 yards and 16 touchdowns and ran for 1,660 yards and 24 touchdowns as senior...led Jefferson to 11-4 record and GHSA 3A state championship game as senior...passed for 1,458 yards and 24 touchdowns while adding five rushing touchdowns during junior season...helped Dragons reach state final four in 2023.

8 DEANTE McCRAY

- DL
- 6-4 • 291 • R-SR
- JACKSONVILLE, FLA./SANDALWOOD/WESTERN KENTUCKY

ACCOLADES:
2025: *FSU Team Honors - Defense Newcomer of the Year...graduated from Florida State with sociology degree in Spring 2026*
2024: *All-Conference USA Honorable Mention*
2023: *Conference USA All-Freshman Team*

2025 (Redshirt Junior): Played 12 games with two starts against Miami and Pitt...had 25 tackles, 4.5 tackles for loss and 1.0 sacks...***Alabama:*** one tackle in Florida State debut was a two-yard loss...***East Texas A&M:*** two tackles, including 0.5 tackles for loss...***Virginia:*** season-high six tackles...***Miami:*** four tackles in first start for Florida State...***Pitt:*** one tackle...***Stanford:*** one tackle...***Clemson:*** five tackles, including career-high 2.0 for loss...TFL total was most in a game for FSU in 2025...***Virginia Tech:*** one tackle in 34-14 win...***NC State:*** four tackles, including 10-yard sack that was first sack at Florida State.

BEFORE FSU: Appeared in 29 games over three seasons at Western Kentucky, with 19 starts, including all 14 games in 2024…started final 18 games of Hilltopper career…accounted for 104 tackles, 7.5 tackles for loss and 3.5 sacks with one forced fumble, one fumble recovery and one blocked kick…blocked field goal came in 2024 Boca Raton Bowl vs. James Madison…recorded 59 tackles, 3.0 tackles for loss and 2.5 sacks in 2024, earning All-Conference USA honorable mention recognition…made season-high nine tackles at Liberty…named to Conference USA All-Freshman Team in 2023 with 42 tackles, 3.5 for loss and 1.0 sack…registered career-high 10 tackles at Troy…recorded three tackles with 1.0 tackle for loss over three games while redshirting in 2022…three-star recruit out of Sandalwood High School in Jacksonville...made 72 tackles, 13.0 for loss with 12.0 sacks, and two fumble recoveries as senior.

2026 RETURNING PLAYERS

YR.	G	UA	A	TOT	TFL-YDS	PBU	FF	FR	SACKS
2022*	3	2	1	3	1.0-3	0	0	0	0.0-0
2023*	12	20	22	42	3.5-15	1	1	1	1.0-11
2024*	14	22	37	59	3.0-13	0	0	0	2.5-11
2025	12	8	17	25	4.5-15	0	0	0	1.0-10
TOT	**41**	**52**	**77**	**129**	**12.0-46**	**1**	**1**	**1**	**4.5-32**

McCRAY'S CAREER HIGHS

Tackles	10 at Troy, 9/23/2023*
Tackles for Loss	2.0 at Clemson, 11/8/2025
Pass Breakups	1 at Jacksonville State, 10/17/2023*
Forced Fumbles	1 vs. Sam Houston State, 11/18/2023*
Fumbles Recovered	1 at Ohio State, 9/16/2023*
Sacks	1.0 (4x), last at NC State, 11/21/2025
Blocked Kicks	1 (FG) vs. James Madison (Boca Raton Bowl), 12/18/2024*

**at Western Kentucky*

20 BLAKE NICHELSON

- LB
- 6-3 • 222 • SR
- RIPON, CALIF./MANTECA

ACCOLADES:
2023: *FSU Team Honors - Special Teams Newcomer of the Year...All-ACC Academic Team*

2025 (Junior): Played 12 games and started final six games of season...recorded 43 tackles, 6.5 tackles for loss, 1.0 sacks, one pass breakup and one fumble recovery...second on team in tackles for loss...fumble recovery was one of two for FSU on season...***Alabama:*** four tackles, 1.0 tackles for loss and one pass breakup in 31-17 win...***East Texas A&M:*** one tackle was for loss...***Kent State:*** one tackle...***Virginia:*** three tackles...***Miami:*** six tackles, including 1.0 sack for eight yards...***Pitt:*** two tackles...***Stanford:*** season-high seven tackles and career-best 1.5 tackles for loss playing in first start of season...***Wake Forest:*** four tackles...***Clemson:*** season-high seven tackles...***Virginia Tech:*** two tackles, including 1.0 tackles for loss...added first career fumble recovery that led to FSU touchdown...***NC State:*** five tackles, with 1.0 for loss...***Florida:*** one tackle.

2024 (Sophomore): Played 11 games with nine starts…finished second on team with 52 tackles, adding 4.0 tackles for loss and 0.5 sacks…first career start came against Boston College…career-high eight tackles in victory over California…seven tackles vs. Boston College and North Carolina, six tackles against Clemson…multiple tackles in all 11 games played…split sack at SMU was first of career…earned first full tackle for loss against Florida and had hand in six other tackles for loss in 2024, including season opener vs. Georgia Tech in Dublin.

2023 (Freshman): Appeared in all 14 games…recorded 17 tackles and one pass breakup…All-ACC Academic Team…FSU Special Teams Newcomer of the Year…posted season-best and team-leading five tackles along with one pass breakup in 66-13 win vs. Southern Miss…made collegiate debut in season-opening 45-24 win vs. No. 5 LSU…registered three tackles in Orange Bowl vs. No. 6 Georgia…had three tackles, including two solo stops, in 58-13 win vs. North Alabama…made two tackles in 41-16 win at Wake Forest…recorded one tackle in 39-17 win vs. Virginia Tech, 41-3 win vs. Syracuse, 38-20 win vs. No. 16 Duke and 24-7 win at Pitt.

BEFORE FSU: Consensus four-star recruit…rated as No. 9 overall prospect in California, No. 131 overall nationally and country's No. 10 linebacker by 247Sports…ranked 13th overall in state, No. 20 among nation's linebackers and No. 202 overall nationally by On3…ranked as California's 14th-best prospect and No. 17 outside linebacker nationally by ESPN…197th in ESPN300…rated 24th nationally among outside linebackers and 27th among California's prospects by Rivals…contributed on offense and defense at Manteca…recorded 93 tackles, including 11.5 sacks, two interceptions and four forced fumbles…added 431 carries for 4,078 yards and 65 touchdowns plus 52 receptions for 1,231 yards and 22 touchdowns…named to MaxPreps All Sac-Joaquin Section Team after leading Buffaloes to 11-2 record and regional final round of CIF Division 1-A playoffs his senior year…rushed for 1,719 yards and 27 touchdowns, caught 29 passes for 703 yards and 14 touchdowns and made 44 tackles, 6.5 for loss with 4.5 sacks, one interception, one forced fumble and six pass breakups…helped Manteca to Division 3 title his junior season after rushing for 2,231 yards and 36 touchdowns, catching 19 passes for 381 yards and seven touchdowns and recording 49 tackles, 18.0 for loss with 7.0 sacks, three forced fumbles, one interception and one fumble recovery.

YR.	G	UA	A	TOT	TFL-YDS	PBU	FR	SACKS
2023	14	4	13	17	0.0-0	1	0	0.0-0
2024	11	23	29	52	4.0-14	0	0	0.5-3
2025	12	24	19	43	6.5-22	1	1	1.0-8
TOT	**37**	**51**	**61**	**112**	**10.5-36**	**2**	**1**	**1.5-11**

NICHELSON'S CAREER HIGHS

Tackles	8 vs. California, 9/21/2024
Tackles for Loss	1.5 at Stanford, 10/18/2025
Sacks	1.0 vs. Miami, 10/4/2025
Fumbles Recovered	1 vs. Virginia Tech, 11/15/2025
Pass Breakups	1 (2x), last vs. Alabama, 8/30/2025

53 ALEX NOCCO

- LS
- 6-2 • 210 • R-FR
- TAMPA, FLA./JESUIT

2025 (Freshman): Did not appear in any games while working with scout team and earning redshirt.

BEFORE FSU: Ranked as five-star long snapper by Rubio Long Snapping...rated as nation's No. 12 long snapper...reached second round of 4A state playoffs with Jesuit as senior...chose Florida State over Clemson and South Florida.

65 ANDRÉ OTTO

- OL
- 6-5 • 318 • R-JR
- KEY WEST, FLA./KEY WEST

ACCOLADES:
2025: *Graduated from Florida State with media/communications studies degree in Spring 2026*
2024: *FSU Team Honors - Bill McGrotha Award*
2023: *FSU Team Honors - Offensive Scout Team Player of the Year*

2026 RETURNING PLAYERS

2025 (Redshirt Sophomore): Appeared in all 12 games on special teams and as reserve offensive lineman...took 79 offensive snaps as Florida State produced the most-improved offense from a season ago...after the regular season, Florida State had the nation's No. 9 offense (472.1 yards per game), No. 13 rushing offense (218.7 yards per game, the most at FSU since 1995) and No. 26 scoring offense (33.0 points per game)...FSU led the ACC in total and rushing offense...offensive line held three opponents - Alabama, Virginia Tech and NC State - without a sack, FSU's most games without allowing a sack since 2022...FSU ran for 230 yards and four touchdowns against No. 8 Alabama... Noles had four consecutive games to begin season with 230 rushing yards and at least three rushing touchdowns, the longest streak in school history... offense produced 368 passing yards and 361 rushing yards vs. East Texas A&M...Noles set program records with 498 rushing yards, eight rushing touchdowns and 27 rushing first downs in 66-10 win over Kent State...FSU was only team in country with multiple games scoring 65 points...775 yards of offense vs. Kent State was most in country for any team...498 rushing yards vs. Kent State was tops in nation...Noles surpassed 700 yards in consecutive games for first time in FSU history, had three consecutive games over 500 yards for the first time since 2013 and had seven straight games with at least 400 yards of offense.

2024 (Redshirt Freshman): Played all 12 games and made first career start at right guard against Clemson…started at left guard vs. Duke and North Carolina…Bill McGrotha Award winner, presented by Tallahassee Quarterback Club to the top Humanitarians…FSU started nine different offensive line combinations in 2024, most in the country and most for the Noles since at least 2000…was one of 10 starting offensive linemen, FSU's most since 2019…for the second consecutive season, Florida State started three different quarterbacks, including one true freshman…Seminole offense averaged 4.4 yards per play and 270.3 yards per game…FSU passed for season-high 272 yards against Boston College…held Miami to fewest tackles for loss of season…did not allow tackle for loss on running play at SMU, Seminoles only game without a negative-yard rushing play of season…offensive line's 270 career games started was the second-most in the country in 2024.

2023 (Freshman): Worked with FSU's scout team while redshirting…FSU Offensive Scout Team Player of the Year…made collegiate debut in 66-13 win vs. Southern Miss.

BEFORE FSU: Ranked as nation's No. 50 offensive tackle prospect by 247Sports and 59th at his position by On3…rated 106th overall in Florida by 247Sports and 111th in state by On3… all-county performer while playing offensive and defensive line at Key West…played both tackle positions and helped Conch's offense average 34.0 points per game his junior year… also competed in wrestling, lacrosse and track and field for Key West…won 285-pound weight class wrestling regional title as a junior and placed eighth in 1A state championships…placed third in discus and fourth in shot put at 2021 district championships.

21 ZAY PARKS

- RB
- 5-11 • 204 • R-SO
- CRESTVIEW, FLA./CRESTVIEW

ACCOLADES:
2025: *All-ACC Academic Team...Military Bowl STEM Scholar-Athlete*

2025 (Redshirt Freshman): Played in nine games as running back and on special teams... ran 15 times for 95 yards and one touchdown...averaged 6.3 yards per carry...***Alabama:*** made Florida State debut...***East Texas A&M:*** ran 10 times for 61 yards and 13-yard touchdown... touchdown was final score of FSU's 77-3 win, matching the largest margin of victory in program history...***Kent State:*** five rushes for 34 yards, including career-long 22-yard run...FSU set school records with 498 rushing yards against the Golden Flashes...also played against Virginia, Pitt, Clemson, Virginia Tech, NC State and Florida.

2024 (Freshman): Did not see game action while redshirting and working with scout team.

BEFORE FSU: Battled injuries to appear in 25 games over four years at Crestview…totaled 1,664 all-purpose yards and 17 touchdowns while averaging nearly six yards per carry… gained 751 yards on 132 rushing attempts and caught 56 passes for 913 yards and 13 touchdowns…accounted for 586 all-purpose yards in seven games during senior year… played all 12 games during junior season to help lead Bulldogs to regional semifinal round of 4S state playoffs…earned honorable mention all-state recognition…made 32 receptions for 549 yards and rushed 33 times for 188 yards…gained 319 yards on 52 carries in four games of action during sophomore campaign…also played basketball for Crestview.

RUSHING

YR.	G	RUSH	YDS	AVG	TD	LG	AVG/G
2025	9	15	95	6.3	1	22	10.6
TOT	**9**	**15**	**95**	**6.3**	**1**	**22**	**10.6**

PARKS' CAREER HIGHS

Rush Attempts	10 vs. East Texas A&M, 9/6/2025
Rushing Yards	61 vs. East Texas A&M, 9/6/2025
Rushing Touchdowns	1 vs. East Texas A&M, 9/6/2025
Long Rush	22 vs. Kent State, 9/20/2025

75 SEAN PORET

- OL
- 6-5 • 296 • R-FR
- SANDY SPRINGS, GA./RIVERWOOD

2025 (Freshman): Did not see game action while redshirting and training with the 'black ops' scout team.

BEFORE FSU: Three-star interior offensive lineman rated No. 898 nationally in On3 Industry Ranking…ranked as No. 31 interior offensive lineman in Class of 2025 and No. 59 player in Georgia per On3…top 100 interior offensive lineman according to 247Sports…totaled 61 tackles and 3.0 tackles for loss over 19 games during junior and senior seasons at Riverwood in Sandy Springs, Georgia…in final season, notched 37 tackles with 3.0 tackles for loss and 2.0 sacks…first-team all-region selection final three years of high school…also played basketball for Riverwood and was part of Raiders 2024 state championship team…chose Florida State over South Florida, Vanderbilt and NC State, among others.

85 ETHAN POST

- P
- 6-3 • 230 • R-FR
- ROCHESTER, MINN./MAYO

2025 (Freshman): Played two games against East Texas A&M and Kent State...served as holder on extra points and field goals in those contests... preserved redshirt status.

BEFORE FSU: Rated five-star punter and four-star kicker by Kohl's Professional Kicking... No. 9-rated punter by Kohl's... South Metro Special Teams Player of the Year...First-Team South Metro All-District...played in Blue-Gray All-American Bowl at AT&T Stadium in Dallas... averaged over 40 yards per punt during senior season and tied his own school record with 49-yard field goal...also played basketball for Spartans...chose Florida State over offers from Air Force, Minnesota and Harvard.

2026 RETURNING PLAYERS

35 ETHAN PRITCHARD

- LB
- 6-2 • 224 • R-FR
- SANFORD, FLA./SEMINOLE

ACCOLADES:
2025: *FSU Team Honors - Monk Bonasorte Award*

2025 (Freshman): Did not see game action while redshirting...nominated for Orange Bowl Courage Award.

BEFORE FSU: Four-star linebacker from Seminole High School in Sanford…rated No. 437 in 247Sports Composite and No. 507 nationally in On3 Industry Ranking…ranked No. 27 linebacker in America and No. 55 player in Florida by Rivals…No. 39 linebacker nationally and No. 64 player in Florida from ESPN…led Seminole to 10-2 record and second consecutive regional final in 2024 when he tallied 39 tackles with 7.0 tackles for loss in nine games played…finished junior year with 75 tackles, 11.0 TFL and one fumble recovery as Seminole went 10-3 and made regional final round of 4M state playoffs…moved from safety to linebacker as sophomore…committed to Florida State in October 2023…selected Florida State over Miami, Florida and UCF, among others.

6 Ja'BRIL RAWLS

- DB
- 6-1 • 178 • R-JR
- PENSACOLA, FLA./PENSACOLA CATHOLIC

2025 (Redshirt Sophomore): Started all seven games he played...contributed 40 tackles, 2.0 tackles for loss, two pass breakups, one interception and one fumble recovery...only Seminole with multiple double-digit tackle games in 2025...***Alabama:*** made first career start, finishing with six tackles and one pass breakup...***Kent State:*** two solo tackles in 66-10 win...***Virginia:*** career-high 11 tackles, with 1.0 tackles for loss and interception...TFL and interception were first of career...first Seminole with at least 11 tackles, 1.0 TFL and one interception in an ACC game since 2005...***Miami:*** six tackles...***Pitt:*** registered 10 tackles - all solo - and 1.0 tackles for loss...first Nole since 2022 with 10 solo tackles in a game and first Nole with 10 solo tackles and 100 percent solo tackles since 2017...***Wake Forest:*** two tackles and seven-yard fumble return, FSU's first fumble recovery of season and first of career...***Clemson:*** tallied three tackles and one pass breakup.

2024 (Redshirt Freshman): Played in Florida State's final 11 games, finishing with 14 tackles…team-high and career-best seven tackles in victory over Charleston Southern, including six solo stops…three tackles at SMU…two tackles against both North Carolina and Notre Dame.

2023 (Freshman): Appeared in three games…recorded four tackles and one pass breakup…made one solo tackle and one pass breakup in 66-13 win vs. Southern Miss…registered two tackles in 58-13 win vs. North Alabama…had one solo stop in Orange Bowl vs. No. 6 Georgia…redshirted 2023 season.

BEFORE FSU: Made impact on offense, defense and special teams in three seasons at Pensacola Catholic…ranked as No. 45 safety in the country and Florida's No. 75 overall prospect by On3…rated nation's No. 48 cornerback prospect and No. 89 overall in Florida by 247Sports…recorded 1,555 all-purpose yards, 98 tackles, 3.0 for loss, six interceptions, seven pass breakups, one forced fumble, three punt return touchdowns and two kickoff return touchdowns…helped lead Crusaders to 10 wins and regional semifinal round of 2S state playoffs his senior year…played in all 12 games and registered 43 tackles, four interceptions and one forced fumble along with 25 catches for 456 yards and seven touchdowns while scoring two kickoff return touchdowns and one punt return touchdown…played eight games during junior campaign and recorded 36 tackles, 1.0 for loss, two interceptions, two pass breakups, 12 catches for 146 receiving yards and two touchdowns while averaging 25.2 yards per punt return with two touchdowns…made 16 tackles, caught seven passes for 88 yards and averaged 42.0 yards on three kickoff returns as Catholic advanced to 3A regional semifinal his sophomore season.

YR.	G	UA	A	TOT	TFL-YDS	PBU	FR	INT
2023	3	3	1	4	0.0-0	1	0-0	0-0
2024	11	11	3	14	0.0-0	0	0-0	0-0
2025	7	22	18	40	2.0-6	2	1-7	1-0
TOT	**21**	**36**	**22**	**58**	**2.0-6**	**3**	**1-7**	**1-0**

RAWLS' CAREER HIGHS

Tackles	11 at Virginia, 9/26/2025
Tackles for Loss	1.0 (2x), last vs. Pitt, 10/11/2025
Interceptions	1 at Virginia, 9/26/2025
Fumbles Recovered	1 vs. Wake Forest, 11/1/2025
Pass Breakups	1 (3x), last at Clemson, 11/8/2025

21 MAX REDMON

- DB
- 6-1 • 196 • R-FR
- WEST PALM BEACH, FLA./CARDINAL NEWMAN

2025 (Freshman): Redshirt season while playing in two games against East Texas A&M and Kent State...contributed three tackles in 77-3 win over ETAMU.

BEFORE FSU: Three-star defensive back out of Cardinal Newman High School in West Palm Beach…rated No. 915 nationally in On3 Industry Ranking…No. 48 safety in Class of 2025 and No. 83 overall prospect from Florida per Rivals…helped lead Crusaders to 10-2 record, No. 1 seed in 1A state playoffs and state semifinals…had 44 tackles, 7.0 tackles for loss and 2.0 sacks with one interception in regular season…combined for 162 tackles, 22.0 tackles for loss and four interceptions during first three seasons at Cardinal Newman…also played wide receiver for Cardinal Newman, with 16 catches for 222 yards and four touchdowns in senior season…was on Crusaders basketball and track and field teams…committed to Florida State in July 2024…selected Florida State over offers from South Florida and Illinois, among others.

YR.	G	A	TOT
2025	2	3	3
TOT	**2**	**3**	**3**

REDMON'S CAREER HIGHS

Tackles	3 vs. East Texas A&M, 9/6/2025

2026 RETURNING PLAYERS

0 DUCE ROBINSON

- WR
- 6-6 • 230 • SR
- PHOENIX, ARIZ./PINNACLE/SOUTHERN CALIFORNIA

ACCOLADES:
2025: *First Team All-ACC...Third Team All-American (Phil Steele)...ACC Receiver of the Week (vs. East Texas A&M and Wake Forest)...First Team CSC Academic All-American... CSC Academic All-District...All-ACC Academic Team...FSU Team Honors - Bill McGrotha Award, Offensive MVP & Bobby Bowden Leadership Award...Team Captain...Biletnikoff Award Semifinalist...graduated from Florida State with interdisciplinary social science degree in Spring 2026*

2025 (Junior): Played 12 games with 11 starts in first season at Florida State...led FSU with 56 catches for 1,081 yards and six touchdowns...the Biletnikoff Award Semifinalist was the ACC's leading vote-getter for All-ACC teams...ranked ninth nationally after the regular season in receiving yards...five 120-yard receiving games ranked second in country, most among P4 receivers and most at FSU since 2014...three 140-yard games was most at FSU since 2000...averaged 19.30 yards per reception, second in the ACC and trailing only teammate Micahi Danzy...14th 1,000-yard receiving season at FSU and first since 2019...averaged 102.8 receiving yards per ACC game, best in the league and 12 yards better than the next-best receiver...led ACC in regular season with 17 20-yard catches, 12 30-yard receptions and six 40-yard catches...***Alabama:*** began FSU career with two catches for 18 yards...***East Texas A&M:*** five receptions for a career-high 173 yards and two touchdowns...82-yard touchdown was FSU's longest play of season and longest reception since 2019...added 42-yard TD in first quarter...160 yards in first quarter was most nationally in any quarter in 2025 and most in a quarter at FSU since 1967...did not play second half...173 yards in half was most since 1997 and fourth in program history...second-most receiving yards in game in ACC in 2025... ***Kent State:*** one catch for eight yards in 66-10 win...***Virginia:*** career-high nine catches for 147 yards and one touchdown...four-yard touchdown was first career pass from Randy Pittman Jr...***Miami:*** six catches for 87 yards...***Pitt:*** two receptions for 10 yards...***Stanford:*** four grabs for 98 yards, with catches of 20, 37 and 38 yards...***Wake Forest:*** five catches for 148 yards and 11-yard touchdown...65-yard catch against the Demon Deacons...***Clemson:*** tied career high with nine catches for 124 yards...***Virginia Tech:*** six receptions for 134 yards, including a 50-yard touchdown...added first career pass breakup on hail mary before halftime...***NC State:*** four catches for team-high 74 yards and nine-yard touchdown...***Florida:*** three grabs for 60 yards, including 44-yard catch on opening drive.

BEFORE FSU: Played 2023 and 2024 seasons at USC, appearing in 23 games with five starts…all five starts came in 2024…caught 39 passes for 747 yards and seven touchdowns with Trojans…had 23 receptions for 396 yards and five touchdowns in 2024…recorded season-high 90 yards against Nebraska, including season-long 48-yard touchdown catch… also had touchdowns against Michigan, Wisconsin, Minnesota and Maryland…added 63 yards in regular-season finale vs. Notre Dame…made season-high four catches at Minnesota and matched that total against Nebraska…caught 16 passes for 351 yards and two touchdowns as true freshman in 2023…registered 71-yard touchdown catch vs. Nevada…added 71 yards on season-high four catches one week later against Stanford…matched season-high receptions total vs. UCLA…caught 44-yard touchdown in Holiday Bowl victory over Louisville…recorded 35-yard interception return on final play of regulation against Penn State in 2024…2022 MaxPreps All-American out of Pinnacle after making 84 catches for 1,614 yards and 14 touchdowns as senior…also played baseball for USC...was ranked as No. 1 prep outfielder in Arizona…father Dominic Robinson played football at Florida State from 2001-04 and mother Mary Beth was a swimmer at Florida from 1999-2001.

RECEIVING

YR.	G	REC	YDS	AVG	TD	LG	AVG/G
2023*	11	16	351	21.9	2	71	31.9
2024*	12	23	396	17.2	5	48	33.0
2025	12	56	1,081	19.3	6	82	90.1
TOT	**35**	**95**	**1,828**	**19.2**	**13**	**82**	**52.2**

ROBINSON'S CAREER HIGHS

Receptions	9 (2x), last at Clemson, 11/8/2025
Receiving Yards	173 vs. East Texas A&M, 9/6/2025
Receiving Touchdowns	2 vs. East Texas A&M, 9/6/2025
Long Reception	82 vs. East Texas A&M, 9/6/2025
Interceptions	1 vs. Penn State, 10/12/2024*
Pass Breakups	1 vs. Virginia Tech, 11/15/2025
Tackles	1 at NC State, 11/21/2025

**at Southern California*

2026 RETURNING PLAYERS

3 SAMUEL SINGLETON JR.

- RB
- 5-11 • 205 • R-JR
- CHARLESTON, S.C./FLEMING ISLAND (FLA.)

ACCOLADES:
2025: *FSU Team Honors - Most Improved, Offense*
2024: *FWAA Freshman All-American...ACC Specialist of the Week (vs. Duke)...FSU Team Honors - Special Teams Newcomer of the Year*

2025 (Redshirt Sophomore): Played 11 games with first two starts of career... ran 51 times for 360 yards and four rushing touchdowns...averaged 7.1 yards per carry and 32.7 rush yards per game...caught one pass for 16 yards and returned two kickoffs for 33 yards... ***Alabama:*** 15-yard kickoff return...***East Texas A&M:*** four carries for 82 yards, including career-long 53-yard run for a touchdown...53-yard run was longest for FSU running back in 2025...TD capped 98-yard scoring drive, FSU's longest of season...added 18-yard kickoff return...***Kent State:*** 86 rushing yards on 10 carries and career-high two touchdowns...touchdowns were from 15 and 37 yards...***Wake Forest:*** made first career start with career-high 14 carries and 91 rushing yards, including 10-yard touchdown...***Clemson:*** six carries for 28 yards...***Virginia Tech:*** 14 rushes for 53 yards and one 16-yard reception... ***Florida:*** two rushes for 21 yards...also played against Virginia, Miami, Pitt and Stanford.

2024 (Redshirt Freshman): Played in nine games and served as Florida State's primary kick returner for final seven…FWAA Freshman All-American kick returner…Special Teams Newcomer of the Year…rushed 21 times for 99 yards and returned 15 kickoffs for 373 yards and one touchdown…added three receptions for three yards…named ACC Specialist of the Week after scoring first career touchdown on 95-yard kickoff return at Duke, 19th-longest return in FSU history…only P4 freshman nationally with kick return touchdown in 2024 and first Seminole freshman with kick return score since 2013…165 kick return yards at Duke were seventh in FSU history, tied for fifth nationally in 2024 and over 100 yards more than next-closest freshman in game (46)…ran eight times for 47 yards at Notre Dame…season-long 27-yard rush against Fighting Irish…two rushes for six yards vs. California…three runs for five yards at SMU…four carries for 21 yards vs. Charleston Southern…two carries for 16 yards in season finale vs. Florida.

2023 (Freshman): Appeared in two games…rushed eight times for 56 yards…made collegiate debut in 58-13 win vs. North Alabama…gained 52 yards on six carries vs. Lions…rushed twice for four yards in Orange Bowl vs. No. 6 Georgia…redshirted 2023 season.

BEFORE FSU: Four-star prospect and consensus top-25 running back recruit nationally…rated 22nd at his position and 66th overall in Florida on 247Sports Composite…ranked 14th among running backs and 39th overall in Florida by Rivals…rated 24th nationally at his position and 63rd from Florida in On3 Consensus…tabbed 25th among running backs and 68th among all recruits in Florida by ESPN…played four seasons at Fleming Island and rushed for 3,635 yards and 37 touchdowns in 38 games…selected to play in All-American Bowl following his senior season…averaged 112.8 rushing yards per game and 7.9 yards per carry as a senior, totaling 1,015 yards and 12 touchdowns in nine games while adding 227 yards and three touchdowns on 10 receptions…named to 2022 Florida Times-Union Super 11…averaged 105.3 rushing yards per game and 6.4 yards per carry his junior year with 948 yards and nine touchdowns in nine games…added four receptions for 52 yards and one touchdown while helping Fleming Island reach 7A state playoffs…averaged 102.3 rushing yards per game and 9.1 yards per carry with 921 yards and seven touchdowns plus 30 yards and one touchdown receiving to help lead Golden Eagles to regional final round of 2020 state playoffs…played 11 games in freshman year, averaging 6.6 yards per carry by rushing for 751 yards and nine touchdowns and adding 19 yards on two receptions for squad that won 10 games and advanced to regional semifinal round of state playoffs…also ran track at Fleming Island, posting personal-best times of 10.86 in the 100 and 22.40 in the 200.

RUSHING

YR.	G	RUSH	YDS	AVG	TD	LG	AVG/G
2023	2	8	56	7.0	0	24	28.0
2024	9	21	93	4.4	0	27	10.3
2025	11	51	360	7.1	4	53	32.7
TOT	**22**	**80**	**509**	**6.4**	**4**	**53**	**23.1**

RECEIVING

YR.	G	REC	YDS	AVG	LG	AVG/G
2023	2	-	-	-	-	-
2024	9	3	3	1.0	4	0.3
2025	11	1	16	16.0	16	1.5
TOT	**22**	**4**	**19**	**4.8**	**16**	**0.9**

KICKOFF RETURNS

YR.	G	RET	YDS	AVG	TD	LG
2023	2	-	-	-	-	-
2024	9	15	373	24.9	1	95
2025	11	2	33	16.5	0	15
TOT	**22**	**17**	**406**	**23.9**	**1**	**95**

SINGLETON'S CAREER HIGHS

Rush Attempts	14 (2x), last vs. Virginia Tech, 11/15/2025
Rushing Yards	91 vs. Wake Forest, 11/1/2025
Rushing Touchdowns	2 vs. Kent State, 9/20/2025
Long Rush	53 vs. East Texas A&M, 9/6/2025
Receptions	1 (4x), last vs. Virginia Tech, 11/15/2025
Receiving Yards	16 vs. Virginia Tech, 11/15/2025
Long Reception	16 vs. Virginia Tech, 11/15/2025
Kickoff Return Yards	165 at Duke, 10/18/2024
Long Kick Return	95 at Duke, 10/18/2024
Touchdowns	1 (kickoff return) at Duke, 10/18/2024

9 KEVIN SPERRY

- QB
- 6-1 • 210 • R-FR
- DENTON, TEXAS/GUYER

2025 (Freshman): Played three games while redshirting in freshman season...completed 12-of-17 passes for 194 yards and two touchdowns...added seven rushes for 27 yards... ***East Texas A&M:*** made Florida State debut, completing 4-of-5 passes for 61 yards and two touchdowns...three-yard touchdown to Jayvan Boggs was first of career...added 43-yard touchdown to Ousmane Kromah...ran three times for 22 yards, with season-long 18-yard run... ***Kent State:*** completed 4-of-5 passes for 64 yards...led 47-yard field goal drive before halftime and 75-yard touchdown drive in second half...***Stanford:*** entered late in fourth quarter and completed 4-of-7 passes for 69 yards and ran three times for 10 yards...53-yard completion at Stanford was longest of season.

BEFORE FSU: Four-star recruit out of Guyer High School in Denton, Texas…ranked No. 132 overall and No. 11 quarterback on ESPN300…ranked No. 179 overall and as nation's No. 12 quarterback from Rivals…rated No. 264 on 247Sports Composite…led Guyer to Texas 6A D2 state quarterfinals…threw for 2,523 yards and 27 touchdowns with 1,156 rushing yards and eight scores rushing as senior…played junior season at Carl Albert High School in Midwest City, Oklahoma…led Titans to 14-0 record and 18th state championship in program history after passing for 2,564 yards, running for 563 yards and accounting for 42 total touchdowns…was The Oklahoman Big All-City first-team selection…named District 5-6A Offensive Newcomer of the Year as sophomore at Rock Hill High School in Frisco, Texas, after throwing for 1,527 yards and nine touchdowns with 657 rushing yards and seven touchdowns on ground…participated in Elite 11 Finals in 2024…also ran track in high school…father Kevin played linebacker at Washington State in 2002…chose Florida State over Oklahoma, among others.

2026 RETURNING PLAYERS

PASSING

YR.	G	COM	ATT	PCT	YDS	TD	LG	AVG/G
2025	3	12	17	70.6	194	2	53	64.7
TOT	**3**	**12**	**17**	**70.6**	**194**	**2**	**53**	**64.7**

RUSHING

YR.	G	RUSH	YDS	AVG	LG	AVG/G
2025	3	7	27	3.9	18	9.0
TOT	**3**	**7**	**27**	**3.9**	**18**	**9.0**

SPERRY'S CAREER HIGHS

Total Passes	7 at Stanford, 10/18/2025
Completed Passes	4 (3x), last at Stanford, 10/18/2025
Pass Yards	69 at Stanford, 10/18/2025
Pass Touchdowns	2 vs. East Texas A&M, 9/6/2025
Long Pass	53 at Stanford, 10/18/2025
Rush Attempts	3 (2x), last at Stanford, 10/18/2025
Rush Yards	22 vs. East Texas A&M, 9/6/2025
Long Rush	18 vs. East Texas A&M, 9/6/2025

18 LANDEN THOMAS

- TE
- 6-4 • 234 • JR
- MOULTRIE, GA./COLQUITT COUNTY

ACCOLADES:
2024: *FSU Team Honors - Devaughn Darling Award (Freshman of the Year)*

2025 (Sophomore): Appeared in all 12 games as tight end and on special teams...caught three passes for 35 yards and two touchdowns...***Kent State:*** one catch for two-yard touchdown...***Pitt:*** 25-yard touchdown reception...***Clemson:*** one catch for eight yards.

2024 (Freshman): Played all 12 games and started final seven of his freshman season…Devaughn Darling Award presented to Freshman of the Year…caught 14 passes for 173 yards and one touchdown…added two-point conversion reception against Florida…scored 20-yard touchdown at SMU on his first career reception…last FSU true freshman tight end to catch touchdown was Nick O'Leary in 2011…seven catches for 80 yards against Clemson, most receptions for any Seminole in 2024, most for any FSU tight end since 2020 and second-most by FSU freshman in series vs. Tigers…receiving yards total included career-long 35-yard catch…became first true freshman tight end to start for FSU since 2020 against Clemson…one of two FSU true freshmen to start in 2024…made FSU debut in season opener vs. Georgia Tech in Dublin.

BEFORE FSU: Consensus four-star prospect…ranked as nation's No. 1 tight end prospect and No. 8 overall in Georgia by ESPN…No. 49 in ESPN300…ranked No. 4 nationally at his position and No. 11 overall from Georgia by Rivals…rated as No. 5 tight end in Class of 2024, No. 11 overall in state of Georgia and No. 64 nationally on 247Sports Composite…ranked No. 9 among tight ends, No. 14 overall from Georgia and No. 120 in Class of 2024 by On3…selected to play in All-American Bowl…2023 Atlanta Journal-Constitution Super 11…amassed 1,917 yards and 21 touchdowns on 114 catches at Colquitt County…grabbed 35 catches for 551 yards and six touchdowns as senior helping Packers to 12-1 record and quarterfinal appearance in 7A state playoffs…secured MaxPreps Junior All-America second-team accolades in 2022 after grabbing 44 receptions for 753 yards and eight touchdowns while adding five rushing touchdowns as Colquitt County reached semifinal round of state playoffs and finished season 13-1…caught 31 passes for 516 yards and seven touchdowns to earn all-region honors during sophomore campaign…named MaxPreps Freshman All-American after catching eight passes for 97 yards and one touchdown on state quarterfinal team.

YR.	G	REC	YDS	AVG	TD	LG	AVG/G
2024	12	14	173	12.4	1	35	14.4
2025	12	3	35	11.7	2	25	2.9
TOT	**24**	**17**	**208**	**12.2**	**3**	**35**	**87**

THOMAS' CAREER HIGHS

Receptions	7 vs. Clemson, 10/5/2024
Receiving Yards	80 vs. Clemson, 10/5/2024
Receiving Touchdowns	1 (3x), last vs. Pitt, 10/11/2025
Long Reception	35 vs. Clemson, 10/5/2024

22 ZAE THOMAS

- DB
- 6-3 • 207 • R-FR
- FORT LAUDERDALE, FLA./AMERICAN HERITAGE

2025 (Freshman): Played two games in redshirt season...made Florida State debut against East Texas A&M...also played vs. Kent State... contributed to scout team.

BEFORE FSU: Four-star recruit from American Heritage in Plantation…ranked No. 204 overall in Class of 2025, No. 23 safety in America and No. 22 player in Florida by 247Sports…consensus top-100 player in Florida…recorded 43 tackles and one fumble recovery over 12 games as senior, helping lead American Heritage to 10-2 record, No. 1 seed in 4A state playoffs and spot in state semifinals on December 6…American Heritage beat St. Thomas Aquinas for first time in program history in Thomas's senior season…notched two interceptions for 27 yards during junior year…first member of the Seminole Tribe of Florida to sign a football scholarship with Florida State…chose Florida State over Clemson and Miami, among others.

52 CHAVEZ THOMPSON

- OL
- 6-1 • 318 • R-FR
- COCOA, FLA./COCOA

2025 (Freshman): Played four games during redshirt season...took 68 snaps at center behind All-ACC Luke Petitbon...Florida State produced the most-improved offense from a season ago...after the regular season, Florida State had the nation's No. 9 offense (472.1 yards per game), No. 13 rushing offense (218.7 yards per game, the most at FSU since 1995) and No. 26 scoring offense (33.0 points per game)...FSU led the ACC in total and rushing offense... offensive line held three opponents - Alabama, Virginia Tech and NC State - without a sack, FSU's most games without allowing a sack since 2022...FSU ran for 230 yards and four touchdowns against No. 8 Alabama...Noles had four consecutive games to begin season with 230 rushing yards and at least three rushing touchdowns, the longest streak in school history...offense produced 368 passing yards and 361 rushing yards vs. East Texas A&M... Noles set program records with 498 rushing yards, eight rushing touchdowns and 27 rushing first downs in 66-10 win over Kent State...FSU was only team in country with multiple games scoring 65 points...775 yards of offense vs. Kent State was most in country for any team...498 rushing yards vs. Kent State was tops in nation...Noles surpassed 700 yards in consecutive games for first time in FSU history, had three consecutive games over 500 yards for the first time since 2013 and had seven straight games with at least 400 yards of offense.

BEFORE FSU: Three-star offensive lineman out of Cocoa High School in Cocoa…ranked as No. 136 interior offensive lineman in country from 247Sports…ranked as nation's No. 5 center and No. 95 player in Florida by ESPN…served as Cocoa's starting center…led Tigers to third consecutive state championship in 2024…credited with 33 pancake blocks his senior year as Cocoa averaged 438.8 yards of offense per game, including 319.9 passing and 118.9 rushing…played first three seasons at Eau Gallie in Melbourne, helping lead Commodores to playoffs…two-time district champion wrestler…teammates at Cocoa with fellow Florida State signee Jayvan Boggs…chose Florida State over Oregon and Miami, among others.

2026 RETURNING PLAYERS

78 JAYDEN TODD

- OL
- 6-6 • 303 • R-SO
- DUBLIN, GA./WEST LAURENS

ACCOLADES:
2025: *CSC Academic All-District...All-ACC Academic Team*

2025 (Redshirt Freshman): Played all 12 games as reserve offensive lineman and on special teams...took 47 offensive snaps as Florida State produced the most-improved offense from a season ago...after the regular season, Florida State had the nation's No. 9 offense (472.1 yards per game), No. 13 rushing offense (218.7 yards per game, the most at FSU since 1995) and No. 26 scoring offense (33.0 points per game)... FSU led the ACC in total and rushing offense...offensive line held three opponents - Alabama, Virginia Tech and NC State - without a sack, FSU's most games without allowing a sack since 2022...FSU ran for 230 yards and four touchdowns against No. 8 Alabama...Noles had four consecutive games to begin season with 230 rushing yards and at least three rushing touchdowns, the longest streak in school history...offense produced 368 passing yards and 361 rushing yards vs. East Texas A&M...Noles set program records with 498 rushing yards, eight rushing touchdowns and 27 rushing first downs in 66-10 win over Kent State...FSU was only team in country with multiple games scoring 65 points...775 yards of offense vs. Kent State was most in country for any team...498 rushing yards vs. Kent State was tops in nation...Noles surpassed 700 yards in consecutive games for first time in FSU history, had three consecutive games over 500 yards for the first time since 2013 and had seven straight games with at least 400 yards of offense.

2024 (Freshman): Did not appear in any game action while maintaining redshirt and participating with scout team.

BEFORE FSU: Consensus three-star prospect…rated No. 73 offensive tackle prospect in Class of 2024 in On3 Industry Ranking…rated as nation's No. 85 offensive tackle prospect on 247Sports Composite…ranked 85th at his position and 90th among prospects from Georgia by Rivals…only played two seasons of football in high school…also played baseball for West Laurens…hit four home runs during junior season while helping Raiders win regional title and advance to second round of 4A state playoffs with 29-5 record.

53 BRANDON TORRES

- LB
- 6-1 • 232 • R-JR
- NAPLES, FLA./BARRON COLLIER

2025 (Redshirt Sophomore): Played one game and made Florida State debut in 66-10 win over Kent State.

2024 (Redshirt Freshman): Did not appear in any game action while working with scout team.

2023 (Freshman): Worked with FSU's scout team while redshirting.

BEFORE FSU: Three-year starter at Barron Collier…recorded 230 tackles, including 20.0 for loss with 11.0 sacks, eight fumble recoveries, four forced fumbles, seven pass breakups and 15 quarterback hurries…earned honorable mention all-state accolades after senior season…made 104 tackles, three fumble recoveries, one forced fumble, five pass breakups and six quarterback hurries while leading Barron Collier to 3S state playoffs…registered 54 tackles, 16.0 for loss with 9.0 sacks, three fumble recoveries, two forced fumbles and six quarterback hurries his junior year…recorded 72 tackles, 4.0 for loss with 2.0 sacks, two fumble recoveries, one forced fumble, two pass breakups and three quarterback hurries during sophomore campaign as Cougars advanced to regional quarterfinal round of 6A state playoffs.

55 KEVIN WYNN

- DL
- 6-2 • 317 • R-FR
- GREENSBORO, GA./GREENE COUNTY

2025 (Freshman): Played four games during redshirt season...had one tackle and one pass breakup...***Stanford:*** first career pass breakup...***Wake Forest:*** first career tackle...made Florida State debut against Miami and also played vs. Pitt.

BEFORE FSU: Consensus four-star defensive lineman out of Greene County High School in Greensboro, Georgia…ranked No. 59 overall and nation's No. 10 defensive lineman from 247Sports…rated No. 74 overall prospect and No. 9 defensive lineman in On3 Industry Ranking…ranked No. 133 nationally from Rivals and No. 223 on ESPN300…had 59 tackles, including 27.0 for loss and 7.0 sacks during his senior season as Tigers reached GHSA state playoffs with 8-3 record…tallied 70 tackles with 30.0 for loss and 2.0 sacks as junior…participated in Navy All-American Bowl…was Georgia Region 8 Single A Division 2 Defensive Player of the Year his sophomore season after notching 45 tackles, including 18.0 for loss and 4.0 sacks…participated in GACA All-Star Game and earned all-state honors from Atlanta Journal-Constitution in 2022…competed in track and field throwing events at Greene County, including discus and shot put…chose Florida State over offers from Texas, South Carolina and Georgia, among others.

YR.	G	A	TOT	PBU
2025	4	1	1	1
TOT	**4**	**1**	**1**	**1**

WYNN'S CAREER HIGHS

Tackles	1 vs. Wake Forest, 11/1/2025
Pass Breakups	1 at Stanford, 10/18/2025

2026 EARLY ENROLLEES

32 JALEN ANDERSON

- DL
- 6-2 • 242 • JR
- SLIDELL, LA./SLIDELL/PEARL RIVER (MISS.) CC

BEFORE FSU: No. 6 national prospect on 247Sports JuCo board…No. 1 JuCo edge and No. 2 player from Louisiana…No. 7 JuCo player on ESPN's JC50…played 18 games for Pearl River in 2024 and 2025, recording 80 tackles, 9.5 sacks and 20.5 tackles for loss…added four forced fumbles, three fumble recoveries and two interceptions…had 41 tackles, 7.0 sacks and 11.5 tackles for loss as sophomore in 2025…totaled 39 tackles, 2.5 sacks and 9.0 tackles for loss as freshman in 2024…All-Metro, All-Parish and All-District at Slidell High School from 2022-23…All-State as senior in 2023…chose Florida State over offers from Vanderbilt, Colorado and West Virginia.

37 TRE BELL III

- DB
- 5-11 • 199 • FR
- OPA-LOCKA, FLA./BARBARA GOLEMAN

BEFORE FSU: Four-star safety ranked No. 260 overall, No. 21 safety and No. 34 prospect in Florida by Rivals…ranked No. 356 in Class of 2026, No. 31 safety and No. 49 overall in Florida in Rivals Industry Ranking…played four seasons at Goleman with 144 tackles, 19.0 tackles for loss, 4.0 sacks, four interceptions and seven recovered fumbles…Miami Herald 7A-4A Defensive Player of the Year...led Goleman to 7A regional finals as senior…recorded 98-yard interception return for touchdown in regional semifinal vs. Spanish River…played both ways for Goleman, catching 35 passes for 612 yards and nine touchdowns in his career…invited to Dade vs. Broward All-Star Game…chose Florida State over offers from Georgia, Alabama, Michigan and Florida, among others.

48 CALEB BOWERS

- LS
- 6-1 • 237 • R-SR
- WHITEFISH BAY, WISC./WHITEFISH BAY/NORTH DAKOTA STATE

ACCOLADES:
2025: *Stats Perform FCS All-American...first-team All-MVFC*
2024: *Honorable Mention All-MVFC*

BEFORE FSU: Appeared in 45 games over four seasons at North Dakota State, including 44 consecutive…Bison went 49-10 during tenure…spent three years as Bison's snapper for field goals and PAT and two seasons snapping for punts…Stats Perform FCS All-American and first-team All-MVFC in 2025…part of Bison team that won 2024 FCS National Championship…honorable mention All-MVFC in 2024…made collegiate debut in 2022 vs. Drake…four-year letterman as center, defensive end and long snapper at Whitefish Bay in Wisconsin…selected to Blue-Grey All-American Bowl.

51 PAUL BOWLING

- OL
- 6-3 • 305 • SO
- MARIETTA, GA./McEACHERN/TROY

BEFORE FSU: Started and played in 12 games as true freshman at Troy…first nine starts came at center with final three at left guard…first true freshman in Troy's recorded history to start at center in season opener…allowed just three sacks on 450 passing plays…played 752 total snaps, with 533 at center and 219 at guard…led Troy to Sun Belt Conference Championship Game and Salute to Veterans Bowl…three-star prospect out of McEachern in class of 2025.

91 CAM BROOKS

- DL
- 6-4 • 243 • FR
- THOMASVILLE, GA./THOMAS COUNTY CENTRAL

BEFORE FSU: Four-star edge rusher from Thomas County Central High School in Thomasville, Georgia…ranked No. 49 edge nationally and No. 48 player in Georgia by ESPN…totaled 95 tackles, 37.0 tackles for loss and 27.0 sacks in 48 high school games…forced six fumbles, recovered two fumbles and had one interception…23 tackles, including 14.5 tackles for loss and 10.5 sacks in 12 games as senior…led Yellow Jackets to 15-0 record and 2025 state championship…notched 15 tackles, 6.5 tackles for loss and 4.0 sacks as junior…part of 15-0 TCCHS team in 2023 that won state championship…recorded 30 tackles, 12.0 tackles for loss and 8.5 sacks that season…began prep career with 27 tackles, 4.0 tackles for loss and 4.0 sacks as freshman in 2022…chose Florida State over offers from Tennessee, Auburn and Arkansas, among others.

98 WIHTLLEY CADEAU

- DL
- 6-5 • 284 • FR
- ATLANTA, GA./BOOKER T. WASHINGTON

BEFORE FSU: Three-star defensive lineman out of Booker T. Washington High School in Atlanta…ranked No. 40 defensive lineman by ESPN and No. 71 by 247Sports…had 39 tackles, 5.0 tackles for loss and 1.0 sack for Washington in 2024…committed to FSU in June 2025 and selected Florida State over offers from Georgia, Florida and Georgia Tech, among others.

2026 EARLY ENROLLEES

46 CHRIS CARBIN

- DL
- 6-4 • 247 • FR
- POWDER SPRINGS, GA./HILLGROVE

BEFORE FSU: Three-star edge rusher out of Hillgrove High School in Powder Springs, Ga….rated No. 693 on Rivals Industry Ranking…tabbed as Class of 2026's No. 61 edge rusher by Rivals, No. 70 by 247Sports and No. 72 by ESPN…led Hillgrove to 9-3 record and second round of Class 6A playoffs…set career-highs with 55 tackles, 15.0 tackles for loss, 11.0 sacks, one forced fumble, one fumble recovery for touchdown and two interceptions…49 tackles, 9.0 tackles for loss and 6.0 sacks as junior…took Hillgrove to 11-2 record and third round of state playoffs during junior season…chose Florida State over offers from Georgia Tech, Auburn and Virginia Tech, among others.

11 DEVIN CARTER

- WR
- 6-1 • 176 • FR
- ATLANTA, GA./DOUGLAS COUNTY

BEFORE FSU: Four-star wide receiver from Douglas County High School…No. 136 on ESPN's SCNext 300…No. 20 wide receiver nationally and No. 17 player in Georgia from ESPN…rated No. 41 at his position from 247Sports and No. 44 receiver from Rivals…participated in 2024 and 2025 Navy All-American Bowls and Polynesian Bowl…overcame early injury to catch 26 passes for 431 yards and five touchdowns as senior at Douglas County…led Tigers to third round of state playoffs…had 41 receptions for 670 yards and five touchdowns over 14 games for Douglas County as junior…Tigers went to 2024 6A semifinal round before falling to eventual state champion…played freshman and sophomore seasons at Cedar Grove High School…caught 51 passes for 895 yards and 13 touchdowns as sophomore, leading Cedar Grove to Peach State AAA championship…had 30 catches for 417 yards and six touchdowns as freshman, playing in FBU Freshman All-American Bowl…Georgia Freshman of the Year in AAA…regional qualifier in 100-meter dash and long jump as junior…dad is former Florida State All-American and first-round NFL Draft pick Dexter Carter, who played seven seasons in NFL and won Super Bowl XXIX with San Francisco…chose Florida State over offers from Georgia, Alabama and Clemson, among others.

12 NEHEMIAH CHANDLER

- DB
- 6-1 • 183 • R-SO
- JACKSONVILLE, FLA./WAKULLA/GEORGIA TECH/SOUTH ALABAMA

BEFORE FSU: Played 11 games with 10 starts at cornerback for South Alabama in 2025…totaled 32 tackles, 2.5 tackles for loss, two interceptions and 13 pass breakups…pass breakups total tied South Alabama single-season record, led Sun Belt Conference and ranked second nationally…ranked third nationally with 1.36 passes defended per game…interceptions came in back-to-back games against Troy and Arkansas State…recorded career-high three pass breakups at Georgia State…made career-high six tackles vs. Arkansas State…set career high with 1.5 tackles for loss at Troy…selected as team captain for Jaguars' game vs. Louisiana…played in one game as true freshman at Georgia Tech…returns to Tallahassee after graduating as three-star prospect from Wakulla High School in class of 2024…played wide receiver and quarterback in addition to defensive back duties during prep career…led Wakulla to undefeated regular season during senior year.

YR.	G	UA	A	TOT	TFL-YDS	PBU	INT
2024*	1	0	0	0	0.0-0	0	0-0
2025**	11	22	10	32	2.5-5	13	2-(-7)
TOT	**12**	**22**	**10**	**32**	**2.5-5**	**13**	**2-(-7)**

CHANDLER'S CAREER HIGHS

Tackles	6 vs. Arkansas State, 10/14/2025**
Tackles for Loss	1.5 at Troy, 10/4/2025**
Interceptions	1 (2x), last vs. Arkansas State, 10/14/2025**
Pass Breakups	3 at Georgia State, 10/23/2025**

**at Georgia Tech; **at South Alabama*

77 XAVIER CHAPLIN

- OL
- 6-8 • 346 • R-SR
- BEAUFORT, S.C./WHALE BRANCH EARLY COLLEGE/ VIRGINIA TECH/AUBURN

BEFORE FSU: Has started 37 consecutive games over past three seasons with Virginia Tech and Auburn…started all 12 games at left tackle for Auburn in 2025…earned 90 grade or higher in five games, including season-high 97 vs. Missouri…appeared in 26 games with 25 starts in three seasons at Virginia Tech…honorable mention All-ACC honors in 2024 after starting 12 games at tackle…ACC Offensive Lineman of the Week vs. Boston College…third-team All-American in 2023 after starting all 13 games and allowing just five sacks in 813 snaps…made collegiate debut in one game as true freshman in 2022…played both sides of ball at Whale Branch Early College High School in Seabrook, South Carolina.

2026 EARLY ENROLLEES

27 JORDAN CRUTCHFIELD

- DB
- 6-3 • 218 • FR
- FORT PIERCE, FLA./VERO BEACH

BEFORE FSU: Four-star defensive back from Vero Beach High School…rated No. 461 nationally, No. 39 safety in Class of 2026 and No. 58 player in Florida on 247Sports Composite…ranked as No. 24 safety and No. 54 player in Florida by ESPN…led Vero Beach to No. 1 seed and state championship game appearance in 7A state playoffs…had 30 tackles and one interception on season…interception was returned 99 yards for touchdown vs. Cocoa…added six catches for 112 yards and two touchdowns…attended Fort Pierce High School prior to senior season…combined for 50 tackles, 5.0 tackles for loss, two interceptions and one fumble recovery over sophomore and junior seasons…also competed in basketball and track at Fort Pierce, averaging 12.6 points and 15.1 rebounds per game as junior and competed in 100- and 200-meter dash events…signed with Florida State over offers from Florida, Miami and Texas A&M, among others.

14 ASHTON DANIELS

- QB
- 6-2 • 225 • R-SR
- BUFORD, GA./BUFORD/STANFORD/AUBURN

BEFORE FSU: Played 37 career games with 23 starts over four seasons at Auburn and Stanford…has thrown for 4,783 yards and 24 touchdowns and added 1,397 rushing yards and 11 rushing touchdowns in career…passed for 797 yards and three touchdowns in four games at Auburn in 2025…ran 63 times for 280 yards and two touchdowns…started against Kentucky, No. 15 Vanderbilt and No. 10 Alabama…accounted for career-high 442 yards of total offense at Vanderbilt, most for Auburn quarterback since 2014 and third-most in program history…353 passing yards vs. Commodores was most for Tigers quarterback since 2017…recorded season-high 108 rushing yards along with 259 passing yards and one touchdown vs. Alabama…led Auburn to comeback win over Arkansas in team debut…served as team captain against Vanderbilt and Alabama…started 10 of 11 games played at Stanford in 2024…completed 62.7 percent of passes for 1,700 yards and 10 touchdowns and contributed 669 rushing yards with three touchdowns…named ACC Quarterback of the Week after win over Louisville…had three 100-yard rushing games for Cardinal in 2024, including career-high 145 at NC State…added 120 rushing yards vs. TCU and 101 at San Jose State…made 10 starts over 12 games at Stanford in 2023, with career-high 2,247 passing yards and 11 touchdowns to go along with 292 rushing yards and three rushing touchdowns…two-time Davey O'Brien Award Great 8 honoree and Manning Award Star of the Week…authored career day in win at Colorado with 396 passing yards, four touchdowns and zero interceptions…passed for 367 yards and one touchdown against Washington…completed five of six passes for 39 yards over 10 games as true freshman in 2022…added 156 rushing yards on 25 attempts with three rushing touchdowns…led Buford High to three consecutive state championships and earned game MVP all three times…graduated from Stanford in June 2025 with degree in science, technology and society.

PASSING

YR.	G	COM	ATT	PCT	YDS	TD	INT	LG	AVG/G
2022*	10	5	6	83.3	39	0	0	23	3.9
2023*	12	191	325	58.8	2,247	11	8	97	187.3
2024*	11	170	271	62.7	1,700	10	12	62	154.6
2025**	4	68	119	57.1	797	3	2	66	199.3
TOT	**37**	**434**	**721**	**60.2**	**4,783**	**24**	**22**	**97**	**129.3**

RUSHING

YR.	G	RUSH	YDS	AVG	TD	LG	AVG/G
2022*	10	25	156	6.2	3	43	15.6
2023*	12	109	292	2.9	3	24	24.3
2024*	11	148	669	4.5	3	67	60.8
2025**	4	63	280	4.4	2	26	70.0
TOT	**37**	**345**	**1,397**	**4.1**	**11**	**67**	**37.8**

DANIELS' CAREER HIGHS

Total Passes	48 vs. Washington, 10/28/2023*
Completed Passes	31 (2x), last at Vanderbilt, 11/8/2025**
Pass Yards	396 at Colorado, 10/13/2023*
Pass Touchdowns	4 at Colorado, 10/13/2023*
Long Pass	97 at Colorado, 10/13/2023*
Rush Attempts	23 vs. Alabama, 11/29/2025**
Rush Yards	129 at NC State, 11/2/2024*
Rush Touchdowns	2 (4x), last at Vanderbilt, 11/8/2025**
Long Rush	67 at NC State, 11/2/2024*
Total Offense	448 vs. Washington, 10/28/2023*

**at Stanford; **at Auburn*

4 DEAN DeNOBILE

- QB
- 6-2 • 203 • R-SR
- UPPER SADDLE RIVER, N.J./MORRIS CATHOLIC/LAFAYETTE

BEFORE FSU: Played 36 games and started past 35 games last three seasons at Lafayette…threw for 6,956 yards and 53 touchdowns and ran 170 times with 10 touchdowns…four-time Patriot League Player of the Week…passed for career-high 2,542 yards and 19 touchdowns in 2025…completed 65 percent of passes in 2024, throwing for 2,417 yards and 14 touchdowns…started final 11 games of 2023 and earned second-team All-Patriot League after completing 67 percent of passes for 1,997 yards and career-best 20 passing touchdowns…added 180 rushing yards and six rushing touchdowns during redshirt freshman season…led Leopards to FCS Playoffs for first time since 2013…did not appear in any game in 2022…two-time captain, All-County and all-league selection at Morris Catholic.

PASSING

YR.	G	COM	ATT	PCT	YDS	TD	INT	LG	AVG/G
2023*	12	170	255	67.0	1,997	20	5	63	166.4
2024*	12	226	347	65.0	2,417	14	12	69	201.4
2025*	12	223	348	64.0	2,542	19	7	63	211.8
TOT	**36**	**619**	**650**	**65.0**	**6,956**	**53**	**24**	**69**	**193.2**

RUSHING

YR.	G	RUSH	YDS	AVG	TD	LG	AVG/G
2023*	12	86	180	2.1	6	21	15.0
2024*	12	54	5	0.1	2	19	0.4
2025*	12	30	-1	0.0	2	11	-0.1
TOT	**36**	**170**	**184**	**1.1**	**10**	**21**	**5.1**

RECEIVING

YR.	G	REC	YDS	AVG	AVG/G
2023*	12	1	-10	-10.0	-0.8
2024*	12	0	0	0.0	0.0
2025*	12	1	0	0.0	0.0
TOT	**36**	**2**	**-10**	**-5.0**	**-0.3**

PUNTING

YR.	G	PUNTS	YDS	AVG	LG	I-20
2023*	12	2	64	32.0	35	1
2024*	12	1	27	27.0	27	1
2025*	12	1	40	40.0	40	0
TOT	**36**	**4**	**131**	**32.8**	**40**	**2**

2026 EARLY ENROLLEES

DeNOBILE'S CAREER HIGHS

Total Passes	45 at Monmouth, 9/7/2024*
Completed Passes	31 at Monmouth, 9/7/2024*
Pass Yards	394 at Monmouth, 9/7/2024*
Pass Touchdowns	5 vs. Bucknell, 10/11/2025*
Long Pass	69 at Columbia, 9/21/2024*
Rush Attempts	12 (2x), last vs. Monmouth, 9/23/2023*
Rush Yards	50 vs. Monmouth, 9/23/2023*
Rush Touchdowns	2 vs. Monmouth, 9/23/2023*
Long Rush	21 at Sacred Heart, 9/2/2023*
Receptions	1 (2x), last at Bowling Green, 8/28/2025*
Total Offense	414 at Monmouth, 9/7/2024*
Punts	1 (4x), last at Holy Cross, 11/1/2025*
Punt Yards	40 at Holy Cross, 11/1/2025*
Long Punt	40 at Holy Cross, 11/1/2025*
Inside 20	1 (2x), last at Fordham, 10/5/2024*

**at Lafayette*

80 CORBYN FORDHAM

- TE
- 6-4 • 235 • FR
- PONTE VEDRA BEACH, FLA./THE BOLLES SCHOOL

BEFORE FSU: Four-star tight end out of The Bolles School in Jacksonville…rated No. 12 tight end nationally by ESPN…ranked No. 31 tight end in country by 247Sports…caught 86 passes for 868 yards and nine touchdowns over three varsity seasons at Bolles…had 26 catches for 310 yards and three touchdowns during senior season... led Bolles to 13-2 record and state championship game appearance…caught 23 passes for 234 yards and four touchdowns as junior and totaled 37 receptions for 324 yards and two touchdowns in sophomore campaign…helped Bolles reach state semifinal round in 2023…dad is former Florida State captain and national champion Todd Fordham, who played 10 seasons in NFL with Jacksonville, Pittsburgh and Carolina…chose Florida State over Ohio State, Alabama, Georgia and others.

58 LUKE FRANCIS JR.

- OL
- 6-5 • 349 • FR
- CROYDON, UNITED KINGDOM/NFL ACADEMY

BEFORE FSU: Three-star offensive lineman from London…most recently played with London Warriors at NFL Academy, a global initiative sponsored by NFL to create opportunities for international talent…selected for Military Appreciation Bowl in Texas…committed to Florida State in June after attending Big Man Camp in Tallahassee…joins Menelik Watson as only players from United Kingdom to play football at Florida State.

28 MIKAI GBAYOR

- LB
- 6-2 • 222 • R-SR
- IRVINGTON, N.J./IRVINGTON/NEBRASKA/NORTH CAROLINA

BEFORE FSU: Played in 36 career games with 18 starts in four seasons at North Carolina (2025) and Nebraska (2022-24)…recorded 114 tackles, 11.5 tackles for loss, 2.5 sacks, three pass breakups, one forced fumble and three fumble recoveries…had 39 tackles, 2.5 tackles for loss, 1.0 sack, one forced fumble and one fumble recovery for a touchdown in 12 games with three starts for North Carolina…ACC Linebacker of the Week after strip sack and fumble recovery for a touchdown vs. Richmond…spent spring 2025 with Missouri after playing 24 games at Nebraska under current FSU defensive coordinator Tony White…career-high 49 tackles, 6.0 tackles for loss, three pass breakups and two fumble recoveries in 12 games with 11 starts in 2024…played 12 games with four starts for Nebraska in 2023, finishing with 24 tackles, 3.0 tackles for loss and 0.5 sack…USA Today All-New Jersey first team as senior at Irvington High School in 2020.

YR.	G	UA	A	TOT	TFL-YDS	PBU	FF	FR	SACKS
2022*	1	0	0	0	0.0-0	0	0	0	0.0-0
2023*	12	11	13	24	3.0-17	0	0	0	0.5-3
2024*	12	20	29	49	6.0-16	3	0	2	1.0-9
2025**	12	17	24	41	2.5-11	0	1	1	1.0-8
TOT	**37**	**48**	**66**	**114**	**11.5-44**	**3**	**1**	**3**	**2.5-20**

GBAYOR'S CAREER HIGHS

Tackles	6 (6x), last vs. Virginia, 10/25/2025**
Tackles for Loss	2.0 at Indiana, 10/19/2024*
Sacks	1.0 (2x), last vs. Richmond, 9/13/2025**
Pass Breakups	1 (3x), last at Iowa, 11/29/2024*
Forced Fumbles	1 vs. Richmond, 9/13/2025**
Fumbles Recovered	1 (3x), last at Southern California, 11/16/2024*
Touchdowns	1 (fumble) vs. Richmond, 9/13/2025**

**at Nebraska; **at North Carolina*

38 DAYLEN GREEN

- LB
- 6-1 • 213 • FR
- BAINBRIDGE, GA./GADSDEN COUNTY (FLA.)

BEFORE FSU: Three-star linebacker out of Gadsden County High School…ranked as No. 66 linebacker nationally and No. 93 prospect in Florida by 247Sports…No. 10 linebacker in USA TODAY Florida Top 100…led Gadsden County with 111 tackles as junior in 2024…added 4.0 tackles for loss and scored one touchdown on nine catches on offense…two-sport athlete competed in 100-, 200- and 400-meters with Gadsden County's track and field team…committed to Florida State over interest from Arkansas, Ole Miss and UCF, among others.

2026 EARLY ENROLLEES

63 JAKOBE GREEN

- OL
- 6-3 • 315 • FR
- QUINCY, FLA./GADSDEN COUNTY

BEFORE FSU: Three-star interior offensive lineman from Gadsden County High School…No. 26 interior offensive lineman in Florida per ESPN…played junior season as right guard with Niceville, which went 12-2 and reached 5A state semifinals…made 24 tackles, 9.0 tackles for loss and 3.0 sacks on defense…FBU Freshman All-American at Robert F. Munroe in 2022…committed to Florida State over offers from Florida, Miami and Mississippi State.

16 KARSON HOBBS

- DB
- 6-1 • 189 • JR
- CINCINNATI, OHIO/ARCHBISHOP MOELLER/NOTRE DAME

BEFORE FSU: Played 16 games with one start over two seasons at Notre Dame…contributed seven tackles, one interception and one pass breakup in career…had five tackles and one interception over seven games in 2025…made first career start vs. Texas A&M and had career-high four tackles…earned first career interception in win over NC State…two tackles and one pass breakup in nine games as true freshman in 2024…two tackles vs. Virginia…pass breakup vs. Miami (Ohio)…top-50 cornerback nationally and top-25 player in Ohio by 247Sports out of Archbishop Moeller in Cincinnati…led team to regional championship in 2023.

YR.	G	UA	A	TOT	PBU	INT
2024*	9	2	0	2	1	0
2025*	7	4	1	5	0	1
TOT	**16**	**6**	**1**	**7**	**1**	**1**

HOBBS' CAREER HIGHS

Tackles	4 vs. Texas A&M, 9/13/2025*
Interceptions	1 vs. NC State, 10/11/2025*
Pass Breakups	1 vs. Miami (Ohio), 9/21/2024*

**at Notre Dame*

36 DANIEL HUGHES

- P
- 6-5 • 219 • R-JR
- MELBOURNE, AUSTRALIA/MOUNT ERIN COLLEGE/CITY COLLEGE OF SAN FRANCISCO/NEW MEXICO

BEFORE FSU: Ray Guy Award semifinalist after serving as New Mexico's punter for 12 games in 2025…punted 41 times for 1,863 yards for an average of 45.4 yards per punt…pinned 13 punts inside the 20-yard line and had 13 punts of at least 50 yards…honorable mention All-Mountain West punter…career-long 64-yard punt came at San Jose State…Lobos ranked 10th nationally with 43.02 net yards per punt in 2025…played 10 games at City College of San Francisco before transferring to UNM…punted 49 times for a 37.3-yard average…played Australian Rules Football for the Northern Bullants in 2021 and 2022.

PUNTING

YR.	G	PUNTS	YDS	AVG	LG	I-20	50+
2025*	12	41	1,863	45.4	64	13	13
TOT	**12**	**41**	**1,863**	**45.4**	**64**	**13**	**13**

HUGHES' CAREER HIGHS

Punts	7 vs. San Diego State, 11/28/2025*
Punt Yards	311 vs. San Diego State, 11/28/2025*
Long Punt	64 at San Jose State, 10/3/2025*
Inside 20	3 (2x), last at UNLV, 11/1/2025*
50+	3 at Michigan, 8/30/2025*

**at New Mexico*

69 MIKE IONATA

- OL
- 6-6 • 308 • FR
- EAST LAKE, FLA./CALVARY CHRISTIAN

BEFORE FSU: Three-star offensive lineman from Calvary Christian High School in Clearwater…No. 99 interior offensive lineman nationally by Rivals…No. 123 interior offensive line prospect by ESPN…led Calvary Christian to 8-4 record and second round of 2A state playoffs as senior…Warriors averaged 7.1 yards per carry in 2025 with 36 rushing touchdowns…dad Joey was Florida State All-American and brother Joseph is offensive lineman at Georgia Tech…chose Florida State over offers from North Carolina, West Virginia and Kentucky.

10 CHRIS JONES

- LB
- 6-1 • 231 • JR
- BYRAM, MISS./HARTFIELD ACADEMY/SOUTHERN MISS

BEFORE FSU: Played 22 games with 13 starts in two seasons with Southern Miss…tallied 180 tackles, 12.0 tackles for loss, 4.5 sacks, three forced fumbles, two interceptions and three pass breakups in Hattiesburg…started all 13 games for USM in 2025 with 134 tackles, 9.5 TFL, 3.5 sacks, one forced fumble, one interception and two pass breakups…ranked seventh in FBS with 10.3 tackles per game…Hero Sports G5 third-team All-American…first-team All-Sun Belt selection in 2025…eight games with 10+ tackles, including career-high 15 vs. Louisiana Tech and Texas State…as true freshman in 2024, second on team with 46 tackles and added 2.5 TFL, 1.0 sack, one interception, one pass breakup and two forced fumbles…led Hartfield Academy to 6A state championship and first undefeated season as senior…MAIS 6A Defensive Player of the Year.

2026 EARLY ENROLLEES

YR.	G	UA	A	TOT	TFL-YDS	PBU	FF	INT	SACKS
2024*	9	25	21	46	2.5-9	1	2	1-9	1.0-8
2025*	13	51	83	134	9.5-37	2	1	1-2	3.5-26
TOT	**22**	**76**	**104**	**180**	**12.0-46**	**3**	**3**	**2-11**	**4.5-34**

JONES' CAREER HIGHS

Tackles	15 (2x), last vs. Texas State, 11/15/2025*
Tackles for Loss	2.5 at Georgia Southern, 10/9/2025*
Sacks	2.0 at Georgia Southern, 10/9/2025*
Forced Fumbles	1 (3x), last at Louisiana, 10/18/2025*
Interceptions	1 (2x), last vs. ULM, 10/25/2025*
Pass Breakups	1 (3x), last at Appalachian State, 9/13/2025*

**at Southern Miss*

14 Ma'KHI JONES

- DB
- 5-11 • 195 • SO
- NEWARK, N.J./MILTON (GA.)/DUKE

BEFORE FSU: Played all 14 games for the Blue Devils as true freshman in 2025...recorded 35 tackles with 1.5 tackles for loss, 1.0 sack, one pass breakup, one forced fumble and one fumble recovery...career-high six tackles in win at Clemson...three tackles with 1.0 sack, one forced fumble and one pass breakup in win over Wake Forest...recovered a fumble in Sun Bowl win over Arizona State...led Milton High School in Georgia to 7A state championship as junior in 2023...played first two prep seasons at St. Joseph Regional in New Jersey...cousins include 10-year NFL veteran Tahir Whitehead and 2023 NBA Draft pick Dariq Whitehead.

YR.	G	UA	A	TOT	TFL-YDS	PBU	FF	FR	SACKS
2025*	14	14	21	35	1.5-5	1	1	1	1.0-4
TOT	**14**	**14**	**21**	**35**	**1.5-5**	**1**	**1**	**1**	**1.0-4**

JONES' CAREER HIGHS

Tackles	6 at Clemson, 11/1/2025*
Tackles for Loss	1.0 vs. Wake Forest, 11/29/2025*
Sacks	1.0 vs. Wake Forest, 11/29/2025*
Forced Fumbles	1 vs. Wake Forest, 11/29/2025*
Fumbles Recovered	1 vs. Arizona State (Sun Bowl), 12/31/2025*
Pass Breakups	1 vs. Wake Forest, 11/29/2025*

**at Duke*

87 CARTER JULA

- P
- 6-1 • 205 • R-SO
- SARASOTA, FLA./CARDINAL MOONEY/NEVADA/UNLV

BEFORE FSU: Played freshman season at Nevada in 2024 and redshirt freshman season in 2025 at UNLV with new Florida State special teams coordinator Adam Scheier...has not made collegiate appearance...rated 4.5-star punter at 2024 Kohl's Southern Showcase out of Cardinal Mooney Catholic High School.

15 RYLAN KENNEDY

- DL
- 6-3 • 251 • SR
- MANSFIELD, TEXAS/LAKE RIDGE/TEXAS A&M

BEFORE FSU: Played 37 games with one start in three seasons at Texas A&M…contributed 40 tackles, 5.5 tackles for loss, 3.5 sacks and four passes defended…played 13 games in 2025 as Aggies reached College Football Playoff…contributed 14 tackles, 3.5 tackles for loss and 2.0 sacks…made career-high four tackles against UTSA with 1.0 sack…added two tackles and 1.0 sack at LSU…recorded career-high 1.5 tackles for loss vs. South Carolina…played 13 games and started Las Vegas Bowl vs. Southern Cal in 2024…made career-high 20 tackles with 2.0 tackles for loss and 1.5 sacks…recorded four tackles vs. McNeese and three tackles each against Florida and Missouri…registered 1.0 sack vs. LSU and 0.5 sack vs. Mississippi State…played 11 games as true freshman in 2023…made six tackles, including season-high two vs. South Carolina…added two tackles and one pass breakup vs. Oklahoma State in Texas Bowl…four-star prospect by ESPN out of Lake Ridge High School.

YR.	G	UA	A	TOT	TFL-YDS	PBU	SACKS
2023*	11	3	3	6	0.0-0	1	0.0-0
2024*	13	10	10	20	2.0-14	2	1.5-12
2025*	13	8	6	14	3.5-28	1	2.0-24
TOT	**37**	**21**	**19**	**40**	**5.5-42**	**4**	**3.5-36**

KENNEDY'S CAREER HIGHS

Tackles	4 (2x), last vs. UTSA, 8/30/2025*
Tackles for Loss	1.5 vs. South Carolina, 11/15/2025*
Sacks	1.0 (3x), last at LSU, 10/25/2025*
Pass Breakups	2 vs. New Mexico State, 11/16/2024*

**at Texas A&M*

23 CHUCK KENNON

- DB
- 6-2 • 186 • FR
- BRADENTON, FLA./BOOKER

BEFORE FSU: Consensus four-star ranked No. 37 nationally and No. 3 cornerback by 247Sports…No. 3 cornerback and No. 2 player in Florida on 247Sports Composite…No. 48 on ESPN's SCNext 300…led Booker to 12-2 record and 3A state semifinals…made 48 tackles, 3.0 tackles for loss and two interceptions in 22 games as junior and senior…registered 15 tackles, 2.0 tackles for loss and one interception in 2025…helped lead Tornadoes to 3A state semifinals while making 33 tackles with one interception, one forced fumble and 16 pass breakups in junior season…recorded 18 catches for 473 yards and eight touchdowns on offense at Booker…Preseason MaxPreps All-American prior to senior season…two-sport athlete was county champion and state qualifier in 200-meter dash…chose Florida State over Georgia, Miami, Florida and others.

2026 EARLY ENROLLEES

45 NOAH LaVALLEE

- LB
- 6-2 • 227 • FR
- MARIETTA, GA./WALTON

BEFORE FSU: Three-star linebacker out of Walton High School in Marietta, Georgia…ranked as No. 34 linebacker in nation and top-100 player in Georgia by ESPN…racked up 350 tackles, 20.0 tackles for loss and 2.0 sacks over three seasons and 37 games with Walton…made team-high 180 tackles and 8.0 tackles for loss in 2025 as Raiders reached third round of 6A state playoffs…added 10 pass breakups, one forced fumble and one fumble recovery as senior…had 124 tackles, 8.0 tackles for loss and five pass breakups during junior year…played 13 games with 43 tackles and 4.0 tackles for loss as sophomore in 2023…added 13 tackles over 10 games for Whitefield Academy in 2022…brother Caleb is also FSU linebacker…chose Florida State over offers from Ole Miss, Georgia Tech and North Carolina, among others.

7 JASEN LOPEZ

- WR
- 6-0 • 182 • FR
- HOLLYWOOD, FLA./CHAMINADE-MADONNA PREP

BEFORE FSU: Four-star wide receiver ranked No. 224 nationally by 247Sports and No. 234 by Rivals…rated as No. 29 wide receiver by 247Sports and No. 31 wide receiver by Rivals…two-sport star at Chaminade-Madonna also plays basketball for Florida State…caught 313 passes for 5,211 yards and 59 touchdowns in high school, with four consecutive seasons of 1,000 yards and at least 10 receiving touchdowns…led Chaminade to 11-3 record and 1A state championship game…caught 56 passes for 1,005 yards and 11 touchdowns as senior…helped Lions to 13-2 record and 1A state championship in 2024 with career-high 1,300 receiving yards and 14 touchdowns…nabbed 73 catches for 1,222 yards and career-high 16 touchdowns in 2023 and added 70 catches for 1,275 yards and 13 touchdowns as freshman in 2022…began career in eighth grade with 27 receptions, 409 yards and five touchdowns in 2021…in basketball, averaged 24.3 points, 6.2 rebounds, 4.0 steals and 3.6 assists over 96 career games entering senior season…chose Florida State over offers from Miami, Florida and Ohio State, among others.

31 KARON MAYCOCK

- LB
- 6-1 • 220 • FR
- MIAMI, FLA./MIAMI CENTRAL

BEFORE FSU: Three-star linebacker from Miami Central High School…ranked as No. 27 linebacker nationally by Rivals…rated No. 43 linebacker by ESPN and top-100 linebacker by 247Sports…totaled 149 tackles, 36.0 tackles for loss and 9.0 sacks for Miami Central…made 35 tackles, 6.0 tackles for loss and 2.0 sacks as senior…helped lead Miami Central to third round of 3A state playoffs…totaled 62 tackles, 17.0 tackles for loss, 3.0 sacks and two fumble recoveries in eight games as junior…added 15 tackles, 2.0 tackles for loss and 1.0 sack sophomore season…chose Florida State over offers from Miami, Alabama and Texas, among others.

93 CONOR McANENEY

- K
- 6-3 • 213 • SO
- PLUMBRIDGE, IRELAND/CBS OMAGH/QUINCY

BEFORE FSU: Played 11 games as placekicker and kickoff specialist at Quincy University in Quincy, Illinois, in 2025…went 7-of-10 on field goal attempts with a long of 45…Great Lakes Valley Conference Special Teams Player of the Week in win over William Jewell…averaged 60.2 yards on 49 kickoffs, with 16 touchbacks…from Plumbridge, Tyrone in Northern Ireland…competed in Gaelic football at prep level.

KICKING

YR. LG	G PAT	FGM XP%	FGA	FG%			
2025*	11	7	10	70.0	45	4-4	100.0
TOT	**11**	**7**	**10**	**70.0**	**45**	**4-4**	**100.0**

KICKOFFS

YR.	G	KO	YDS	AVG	TB	OB
2025*	11	49	2,948	60.2	16	1
TOT	**11**	**49**	**2,948**	**60.2**	**16**	**1**

McENANEY'S CAREER HIGHS

Points Scored	13 vs. Southwest Baptist, 11/15/2025*
PATs	4 vs. Southwest Baptist, 11/15/2025*
Kickoffs	8 vs. Southwest Baptist, 11/15/2025*
Touchbacks	5 vs. Southwest Baptist, 11/15/2025*

**at Quincy*

59 STEVEN MOORE

- OL
- 6-5 • 327 • JR
- MEMPHIS, TENN./BARTLETT/GARDEN CITY (KAN.) CC

BEFORE FSU: Three-star offensive tackle out of Garden City Community College in Garden City, Kansas…No. 58 national JuCo recruit and No. 10 offensive tackle by 247Sports…JCGridiron Preseason All-American prior to 2025 season at Garden City…chose Florida State over offers from Oklahoma State and South Florida, among others.

79 CHIMDIA NWAIWU

- OL
- 6-5 • 307 • R-JR
- COPPELL, TEXAS/COPPELL/STEPHEN F. AUSTIN

BEFORE FSU: Played 20 games with 13 starts in three seasons with Stephen F. Austin…started all 13 games he appeared in 2025, leading SFA to 11-3 record and FCS quarterfinals…named all-Southland Conference first team offensive tackle…highest graded SLC offensive tackle per PFF, including league-best 82.5 pass block rating…caught a four-yard pass in FCS quarterfinal game vs. eventual national champion Montana State…appeared in seven games as redshirt freshman in 2024…did not record a snap as true freshman in 2023…first-team all-area honors out of Coppell High School in Coppell, Texas…brother Febechi was fourth round NFL Draft pick in 2026.

2026 EARLY ENROLLEES

16 JADEN O'NEAL

- QB
- 6-3 • 231 • FR
- LONG BEACH, CALIF./MUSTANG (OKLA.)

BEFORE FSU: Four-star quarterback from Mustang High School in Oklahoma…No. 173 on ESPN's SCNext 300…No. 8 quarterback and No. 1 prospect from Oklahoma by ESPN…rated as top-50 quarterback by Rivals and 247Sports…completed 151 passes for 2,622 yards and 29 passing touchdowns in 10 games during senior season while leading Mustang to 6A-I quarterfinals in state playoffs…COAC Offensive Player of the Year in 2025...completed 71 percent of passes at Narbonne in California during junior season…threw for 1,798 yards, 17 touchdowns and one interception in eight games at Narbonne…in 2023 as sophomore at Newport Harbor in California, threw for 2,475 yards and 27 touchdowns with 209 completions…committed to Florida State in June 2025 over offers from Oklahoma, Georgia and Auburn, among others.

71 NATE PABST

- OL
- 6-7 • 315 • R-SR
- SPRINGDALE, OHIO/ARCHBISHOP MOELLER/BOWLING GREEN

BEFORE FSU: Played 42 games with 38 starts on offensive line in five seasons at Bowling Green…started final 38 games of career with Falcons…started all 12 games as team captain in 2025 en route to second-team All-MAC honors…allowed just one sack over 354 pass plays…was on field for 766 offensive snaps, 493 at right tackle and 273 at right guard…started 13 games for Falcons in 2024, with 11 at right guard, one at left tackle and one at right tackle…accounted for 843 offensive snaps…led BGSU to bowl game for second straight season…started all 13 games in 2023 at right guard…played 453 snaps at right guard and 65 at left tackle…played three games in 2022 after making collegiate debut as true freshman vs. Murray State in 2021…team captain for Archbishop Moeller High School in Cincinnati…first-team All-Greater Catholic League as junior and senior…earned MBA from Bowling Green in December 2025.

39 GABE PANIKOWSKI

- K
- 5-9 • 206 • R-SR
- SAN DIEGO, CALIF./TORREY PINES/SACRAMENTO STATE/RIVERSIDE CITY COLLEGE/IDAHO STATE/OKLAHOMA STATE

BEFORE FSU: Played all 12 games at Idaho State in 2024…first-team All-American and winner of Fred Mitchell Award presented to best non-FBS kicker…was perfect 15-for-15 on field goals, most made field goals without miss nationally…season-long 55-yard field goal vs. Northern Arizona was third longest in FCS in 2024 and fourth longest in Idaho State history…averaged 63.7 yards on 38 kickoffs with 23 touchbacks…two-time Big Sky Player of the Week…played 13 games at Riverside City College in 2023…converted 15 of 21 field goal attempts with long of 44…served as Sacramento State's kickoff specialist in 2022, averaging 62.7 yards per kickoff with 17 touchbacks…was at Oklahoma State in 2025 but did not make any appearances…Avocado League Kicker of the Year at Torrey Pines High School in 2020.

KICKING

YR.	G	FGM	FGA	FG%	LG	PAT	XP%
2022*	10	0	0	0.0	0	0-0	0.0
2024**	12	15	15	100.0	55	44-47	93.6
TOT	**22**	**15**	**15**	**100.0**	**55**	**44-47**	**93.6**

KICKOFFS

YR.	G	KO	YDS	AVG	TB	OB
2022*	10	48	2,948	61.4	17	1
2024**	12	38	2,419	63.7	23	2
TOT	**22**	**86**	**5,367**	**62.4**	**40**	**3**

PANIKOWSKI'S CAREER HIGHS

Points Scored	14 (2x), last at Northern Arizona, 10/19/2024**
PATs	6 at Eastern Washington, 11/16/2024**
Kickoffs	9 vs. Utah Tech, 9/3/2022*
Touchbacks	5 (2x), last vs. Sacramento State, 10/26/2024**

**at Sacramento State; **at Idaho State*

56 STEVEN PICKARD JR.

- OL
- 6-5 • 335 • FR
- CHARLESTON, S.C./IMG ACADEMY (FLA.)

BEFORE FSU: Three-star interior offensive lineman out of IMG Academy in Bradenton…ranked as No. 83 offensive lineman in Class of 2026 by ESPN…led Ascenders to 9-0 record and No. 6 national ranking in 2025…IMG offense averaged 380.6 yards per game, including 209.2 rushing yards per game…IMG went 7-2 and ranked No. 17 nationally in his first season with Ascenders in 2024…led Philip Simmons in Charleston to 10-2 record and second round of state playoffs in 2023 before transferring to IMG…chose Florida State over offers from Syracuse, NC State and Georgia Tech, among others.

90 JAEMIN PINCKNEY

- DL
- 6-5 • 222 • FR
- RIDGEVILLE, S.C./WOODLAND

BEFORE FSU: Four-star edge rusher out of Woodland High School in South Carolina…ranked as No. 34 edge rusher in America and No. 8 player in South Carolina by 247Sports…rated as top-25 player in South Carolina by Rivals and ESPN…three-time All-Region outside linebacker…two-time All-State first-team linebacker…totaled 91 tackles, 17.0 tackles for loss, 15.0 sacks, three forced fumbles, two fumble recoveries and two defensive touchdowns in senior season…added 11 catches for 214 yards and three touchdowns as tight end…had 81 tackles, 11.0 tackles for loss, 10.0 sacks, three forced fumbles, two fumble recoveries and one defensive touchdown as junior…led Woodland to AA state playoffs all four seasons on varsity…selected to Touchstone Energy North-South Bowl Game following senior season…chose Florida State over offers from West Virginia and South Florida, among others.

2026 EARLY ENROLLEES

54 EARNEST RANKINS

- DL
- 6-4 • 274 • FR
- EAST ATLANTA, GA./SOUTHWEST DeKALB

BEFORE FSU: Consensus four-star defensive lineman from Southwest DeKalb in Decatur, Georgia…ranked No. 125 overall, No. 12 defensive lineman and No. 20 player in Georgia by Rivals…rated No. 211 on ESPN's SCNext 300, No. 16 defensive lineman and No. 27 player in Georgia…rated as No. 229 overall prospect by 247Sports…first team All-Region after leading Southwest DeKalb to 9-3 record and second round of 4A state playoffs…first round win over Jonesboro was team's first postseason win since 2017…led Southwest DeKalb to 7-4 record and first round of state playoffs as junior in 2024…helped lead Cedar Grove High School to state championship in 2023 before transferring to Southwest DeKalb…chose Florida State over offers from Alabama, Ohio State and Georgia, among others.

11 CJ RICHARD JR.

- DB
- 6-1 • 200 • R-SO
- HOUSTON, TEXAS/J. FRANK DOBIE/ILLINOIS STATE

BEFORE FSU: Appeared in 17 games with seven starts for FCS runner-up Illinois State in 2025...totaled 60 tackles, 1.5 tackles for loss, three interceptions, two pass breakups and one fumble recovery...named Freshman All-American by Phil Steele...had interceptions in consecutive NCAA Tournament wins against No. 8 UC Davis and No. 12 Villanova...also had interception vs. Youngstown State...added pass breakups against North Alabama and UC Davis...fumble recovered against FCS No. 1 seed North Dakota State in Redbirds' 29-28 victory...career-high nine tackles vs. South Dakota and Southern Illinois...20-yard tackle for loss in FCS National Championship Game vs. No. 2 Montana State...made collegiate debut with four tackles in season opener vs. No. 18 Oklahoma...did not play as true freshman in 2024...first-team all-district honors as senior at J. Frank Dobie High School in Houston...two-time team captain in high school.

YR.	G	UA	A	TOT	TFL-YDS	PBU	FR	INT	SACKS
2025*	17	20	40	60	1.5-20	2	1	3-23	0.0-0
TOT	**17**	**20**	**40**	**60**	**1.5-20**	**2**	**1**	**3-23**	**0.0-0**

RICHARD'S CAREER HIGHS

Tackles	9 (2x), last vs. Southern Illinois, 11/22/2025*
Tackles for Loss	1.0 vs. Montana State (FCS Championship), 1/5/2026*
Fumbles Recovered	1 vs. North Dakota State (FCS Second Round), 12/6/2025*
Interceptions	1 (3x), last vs. Villanova (FCS Semifinals), 12/20/2025*
Pass Breakups	1 (2x), last vs. UC Davis (FCS Quarterfinals), 12/13/2025*

**at Illinois State*

6 DESIRRIO RILES

- TE
- 6-3 • 235 • SR
- JACKSONVILLE, FLA./UNIVERSITY CHRISTIAN/EAST CAROLINA

BEFORE FSU: Played 37 games with 15 starts for East Carolina from 2023-25…made 45 receptions for 475 yards and four touchdowns…appeared in 13 games with 10 starts in 2025, including seven straight starts to end season…had career-best 28 catches for 362 yards and two touchdowns in 2025 as ECU posted 9-4 record and won Military Bowl…recorded 179 yards after catch…set career highs with seven catches for 87 yards against FAU…registered career-long 42-yard reception in win vs. Memphis…caught touchdowns against Campbell and FAU…appeared in all 13 games as sophomore in 2024, catching eight passes for 83 yards and two touchdowns…both touchdowns came in season opener against Norfolk State…added nine receptions for 30 yards over 11 games as true freshman in 2023…started five games in 2023…made collegiate debut in opener at Michigan and caught first pass vs. Gardner-Webb…named to ECU Director of Athletics Honor Roll in Fall 2024 and American Conference All-Academic Team in 2024…led University Christian in Jacksonville to semifinal round of 1M state playoffs in 2022…passed for 2,803 yards, ran for 1,261 yards, caught 280 yards and added 106 tackles on defense in prep career.

YR.	G	REC	YDS	AVG	TD	LG	AVG/G
2023*	11	9	30	3.3	0	14	2.7
2024*	13	8	83	10.4	2	32	6.4
2025*	13	28	362	12.9	2	42	27.8
TOT	**37**	**45**	**475**	**10.6**	**4**	**42**	**12.8**

RILES' CAREER HIGHS

Receptions	7 at Florida Atlantic, 11/29/2025*
Receiving Yards	87 at Florida Atlantic, 11/29/2025*
Receiving Touchdowns	2 vs. Norfolk State, 8/31/2024*
Long Reception	42 vs. Memphis, 11/15/2025*

**at East Carolina*

88 JORDAN SANDERS

- DL
- 6-4 • 310 • R-SR
- INGLEWOOD, CALIF./TORRANCE/CAL POLY/TEXAS STATE

BEFORE FSU: Played 36 games with 15 starts over four seasons at Cal Poly (2022-24) and Texas State (2025)…recorded 41 tackles, 9.5 tackles for loss, 3.0 sacks and one forced fumble in career…played 13 games and started final three for Texas State in 2025…had 16 tackles and 3.5 tackles for loss…added first career forced fumble in Armed Forces Bowl win over Rice…started all 10 games he played in 2024 at Cal Poly, with 12 tackles, 7.5 tackles for loss and 3.0 sacks…played 11 games with 11 tackles, 2.0 tackles for loss and a season-high four tackles against FBS San Jose State in 2023…two tackles, 1.0 tackles for loss over two games as true freshman in 2022…All-Pioneer League first team as senior at Torrance High School in 2021.

YR.	G	UA	A	TOT	TFL-YDS	FF	SACKS
2022*	2	2	0	2	1.0-3	0	0.0-0
2023*	11	9	2	11	2.0-4	0	0.0-0
2024*	10	6	6	12	3.0-16	0	3.0-16
2025**	13	8	8	16	3.5-11	1	0.0-0
TOT	**36**	**25**	**16**	**41**	**9.5-34**	**1**	**3.0-16**

SANDERS' CAREER HIGHS

Tackles	4 at San Jose State, 9/9/2023*
Tackles for Loss	1.0 (8x), last vs. Rice (Armed Forces Bowl), 1/2/2026**
Sacks	1.0 (3x), last at Weber State, 11/23/2024*
Forced Fumbles	1 vs. Rice (Armed Forces Bowl), 1/2/2026**

**at Cal Poly; **at Texas State*

2026 EARLY ENROLLEES

22 GEMARI SANDS

- RB
- 5-11 • 208 • R-JR
- FORT LAUDERDALE, FLA./ST. THOMAS AQUINAS/FAU

BEFORE FSU: Played 23 games with five starts over past two seasons at Florida Atlantic…rushed 136 times for 582 yards and two touchdowns with the Owls…caught 43 passes for 277 yards…played 12 games with four starts in 2025, rushing for 465 yards and adding 217 receiving yards…career-high 105 rushing yards on 14 carries in Shula Bowl vs. FIU…ran 31 times for 117 yards and two touchdowns in 2024…added three receptions for 60 yards…scored touchdowns against Wagner and Tulsa…earned first career start in season finale win over Golden Hurricane…did not play while redshirting in 2023…helped lead St. Thomas Aquinas to 2021 and 2022 state championships.

RUSHING

YR.	G	RUSH	YDS	AVG	TD	LG	AVG/G
2024*	11	31	117	3.8	2	22	10.6
2025*	12	105	465	4.4	0	37	38.8
TOT	**23**	**136**	**582**	**4.3**	**2**	**37**	**25.3**

RECEIVING

YR.	G	REC	YDS	AVG	LG	AVG/G
2024*	11	3	60	20.0	34	5.5
2025*	12	40	217	5.4	18	18.1
TOT	**23**	**43**	**277**	**6.4**	**34**	**12.0**

KICKOFF RETURNS

YR.	G	RET	YDS	AVG	LG
2024*	11	1	25	25.0	25
2025*	12	1	6	6.0	6
TOT	**23**	**2**	**31**	**15.5**	**25**

SANDS' CAREER HIGHS

Rush Attempts	14 at FIU, 9/13/2025*
Rush Yards	105 at FIU, 9/13/2025*
Rush Touchdowns	1 (2x), last at Tulsa, 11/30/2024*
Long Rush	37 vs. Florida A&M, 9/6/2025*
Receptions	6 vs. East Carolina, 11/29/2025*
Receiving Yards	42 vs. East Carolina, 11/29/2025*
Long Reception	34 at East Carolina, 11/7/2024*
Kick Return Yards	25 vs. FIU, 9/14/2024*
Long Kick Return	25 vs. FIU, 9/14/2024*

**at Florida Atlantic*

24 AMARI THOMAS

- RB
- 5-11 • 200 • FR
- MARIANNA, FLA./BLOUNTSTOWN

BEFORE FSU: Four-star running back from Blountstown High School…rated as No. 177 player nationally, No. 11 running back in Class of 2026 and No. 18 player in Florida by Rivals…ranked as nation's No. 36 running back and No. 66 prospect from Florida by 247Sports…No. 56 running back from ESPN…rushed for 1,799 yards and 21 touchdowns on 117 carries in 2025…added seven receptions for 189 yards and three touchdowns…led Tigers to 12-1 record, No. 1 seed in Rural state playoffs and reached state championship game...ran for 1,880 yards, 34 touchdowns and 12.3 yards per rush in 10 games for Marianna in 2024…ran for 1,365 yards and 22 touchdowns as sophomore in 2023…Bulldogs reached state playoffs both years…two-sport athlete also ran 100-meter dash in high school…chose Florida State over offers from Florida, Miami and South Carolina.

42 CHRIS THOMAS

- LB
- 6-2 • 230 • JR
- SOUTHAVEN, MISS./DeSOTO CENTRAL/NORTHWEST MISS. CC

BEFORE FSU: Appeared in 24 games in two seasons at Northwest Mississippi Community College in Senatobia, Mississippi...recorded 66 tackles, 12.5 tackles for loss, 3.0 sacks, one forced fumble and two fumble recoveries...played 12 games in 2025 with 39 tackles, 8.5 tackles for loss and 2.0 sacks...season-high six tackles against Mississippi Gulf Coast and Itawamba... career-best 3.5 tackles against Itawamba...sacks against Itawamba and Holmes...27 tackles with 4.0 tackles for loss and 1.0 sack in 12 games as freshman...career-high 10 tackles in season opener vs. Pearl River...second team All-State as senior at DeSoto Central in 2023.

55 BRADYN WELCH-JOINER

- OL
- 6-2 • 327 • R-JR
- ANNISTON, ALA./AUBURN/AUBURN/PURDUE

BEFORE FSU: Played 22 games with 17 starts on offensive line over past two seasons…started all 12 games as Purdue's center in 2025…appeared in 10 games as redshirt freshman with Auburn in 2024…started at left guard for Auburn's final five games and has started 17 consecutive games overall…named to SEC All-Freshman Team and allowed just three sacks in 281 pass blocking snaps with Tigers…did not appear in any games in 2023 as true freshman at Auburn…No. 1 center in Alabama out of Auburn High School in class of 2023…two-time ASWA first-team all-state selection…led Auburn High to 7A state championship appearance as senior.

10 EJ WHITE

- WR
- 6-2 • 171 • FR
- VERO BEACH, FLA./VERO BEACH

BEFORE FSU: Four-star athlete from Vero Beach…ranked No. 261 on 247Sports Composite…rated as nation's No. 15 athlete and No. 34 prospect in Florida on 247Sports Composite…ranked No. 233 overall on ESPN's SCNext 300…passed for 2,225 yards and 27 touchdowns, ran for 916 yards and 21 touchdowns and caught four passes for 87 yards while leading Vero Beach to 14-1 record and No. 1 seed in 7A state playoffs...accounted for four touchdowns in regional final win over Dr. Phillips…FACA District 19 Player of the Year…was primarily receiver in sophomore and junior seasons, catching 47 passes for 657 yards and eight touchdowns combined those two seasons…also played quarterback as freshman in 2022, passing for 175 yards and running for 91 yards…combined for 72 tackles, 5.0 tackles for loss and five interceptions on defense over first three seasons at Vero Beach…also ran track, competing in 110-meter hurdles, 200-yard and 400-yard races and high jump…chose Florida State over Miami, Florida and Alabama, among others.

2026 EARLY ENROLLEES

94 FRANKLIN WHITLEY

- DL
- 6-6 • 282 • FR
- GREENVILLE, S.C./GREENVILLE SENIOR

BEFORE FSU: Four-star defensive lineman…rated No. 246 nationally by 247Sports…ranked as top-50 defensive lineman and top-15 player in South Carolina by ESPN, 247Sports and Rivals…racked up 39 tackles, 14.0 tackles for loss, 3.0 sacks, one forced fumble and four pass breakups in 2025…reached second round of 5A state playoffs in first season playing high school football after standout prep basketball career…averaged 9.4 points and 8.6 rebounds per game as junior as Greenville won state championship…MVP of state championship game vs. Goose Creek with 25 points and 14 rebounds…chose Florida State over offers from Clemson, South Carolina and Alabama, among others.

19 DARRYON WILLIAMS

- WR
- 6-0 • 183 • FR
- TAMPA, FLA./PLANT

BEFORE FSU: Four-star prospect from Plant High School…ranked as No. 19 athlete in Class of 2026 by ESPN and No. 20 athlete by Rivals…ranked as a top-100 player in Florida by ESPN, Rivals and 247Sports…caught 20 passes for 155 yards and six touchdowns in 2025…helped lead Panthers to 6A state playoffs…in 11 games as junior, caught 18 passes for 237 yards and one touchdown and returned one kickoff for touchdown…totaled 19 tackles and three interceptions on defense over final two high school seasons…had 34 receptions for 627 yards and 11 touchdowns for Gaither as sophomore in 2023…also ran track in high school, competing in 100-meter, 4x100 and long jump events…chose Florida State over Florida, Miami and Oklahoma, among others.

30 IZAYIA WILLIAMS

- LB
- 6-2 • 226 • FR
- TAVARES, FLA./TAVARES

BEFORE FSU: Consensus four-star linebacker from Tavares High School…ranked as No. 44 player nationally, No. 1 linebacker and No. 5 player in Florida by Rivals…placed No. 46 on ESPN's SCNext 300 and rated No. 5 linebacker and No. 7 player in Florida…No. 196 by 247Sports, No. 10 linebacker and No. 25 in Florida…suffered injury prior to senior season…Under Armour All-America Game participant following junior season…two-way player at Tavares had 125 tackles, 15.0 tackles for loss, 4.0 sacks and one interception during junior season…carried the ball 23 times for 423 yards and six touchdowns…added five receptions for 97 yards and four touchdowns…two-sport athlete also competed in 100-, 200- and 400-meter events as well as shot put, high jump and long jump with the Tavares track team…chose Florida State over offers from Florida, Ole Miss and Georgia, among others.

5 QUINTREVION WISNER

- RB
- 6-0 • 203 • SR
- MEXIA, TEXAS/DeSOTO/TEXAS

BEFORE FSU: Appeared in 38 games with 21 starts in three seasons at Texas…ran 369 times for 1,734 yards and nine touchdowns…added 66 receptions for 457 yards and two touchdowns…rushed 131 times for 597 yards and three touchdowns in 2025…recorded season-high 155 yards on 19 carries in win vs. No. 3 Texas A&M…accounted for 129 yards of total offense in win vs. No. 6 Oklahoma…13-game streak with at least 50 scrimmage yards spanning 2024 and 2025 was longest streak at Texas since 2007…ran 226 times for 1,064 yards and five touchdowns in 2024 to earn third-team All-SEC honors…set single-season Texas running back record with 44 receptions in 2024…recorded career-high 186 rushing yards in win at No. 20 Texas A&M…joined Cedric Benson and Cody Johnson as only Texas players since 2000 with multiple 100-yard rushing games against Texas A&M…added 100-yard games against Kentucky (158), Oklahoma (118) and Clemson (110) while leading Longhorns to College Football Playoff…set career high with 59 receiving yards and one receiving touchdown vs. Florida…had 12 carries for 73 yards over 14 games as true freshman in 2023…led DeSoto High to Division 2 Texas state championship as senior in 2022.

RUSHING

YR.	G	RUSH	YDS	AVG	TD	LG	AVG/G
2023*	14	12	73	6.1	1	21	5.2
2024*	15	226	1,064	4.7	5	43	70.9
2025*	9	131	597	4.6	3	48	66.3
TOT	**38**	**369**	**1,734**	**4.7**	**9**	**48**	**45.6**

RECEIVING

YR.	G	REC	YDS	AVG	TD	LG	AVG/G
2023*	14	0	0	0.0	0	0	0.0
2024*	15	44	311	7.1	1	50	20.7
2025*	9	22	146	6.6	1	19	16.2
TOT	**38**	**66**	**457**	**6.9**	**2**	**50**	**12.0**

KICKOFF RETURNS

YR.	G	RET	YDS	AVG	LG
2023*	14	0	0	0.0	0
2024*	15	0	0	0.0	0
2025*	9	1	15	15.0	15
TOT	**38**	**1**	**15**	**15.0**	**15**

WISNER'S CAREER HIGHS

Rush Attempts	33 at Texas A&M, 11/30/2024*
Rush Yards	186 at Texas A&M, 11/30/2024*
Rush Touchdowns	2 vs. Clemson (CFP First Round), 12/21/2024*
Long Rush	48 vs. Texas A&M, 11/28/2025*
Receptions	6 (2x), last vs. Mississippi State, 10/25/2025*
Receiving Yards	59 vs. Florida, 11/9/2024*
Receiving Touchdowns	1 (2x), last at Florida, 10/4/2025*
Long Reception	50 vs. Florida, 11/9/2024*
Kick Return Yards	15 at Ohio State, 8/30/2025*
Long Kick Return	15 at Ohio State, 8/30/2025*

**at Texas*

2026 NEWCOMERS

72 DONALD AKHIBI

- OL
- 6-7 • 260 • FR
- DOUGLASVILLE, GA./NEW MANCHESTER

BEFORE FSU: Three-star offensive tackle out of New Manchester High School in Douglasville, Georgia…No. 121 offensive tackle nationally and No. 114 player in Georgia per Rivals…led Jaguars to 8-2 record in 2025, including perfect 4-0 record in road games…New Manchester averaged 389.4 total yards per game, including 228.7 rushing yards per game.

84 BRANDON BENNETT

- WR
- 6-0 • 180 • FR
- MIRAMAR, FLA./AMERICAN HERITAGE

BEFORE FSU: Four-star wide receiver ranked No. 224 on ESPN's SCNext 300…No. 370 nationally on 247Sports Composite…ranked No. 54 wide receiver in Class of 2026 and No. 49 prospect in Florida on 247Sports Composite…caught 60 passes for 1,393 yards and 15 touchdowns in four seasons at American Heritage…battled injury senior season before returning in playoffs…had 13 catches for 335 yards and two touchdowns in 2025…helped Patriots to back-to-back 4A state championships in 2024 and 2025...had kickoff return for touchdown in state championship game vs. Jones in 2024…caught 22 passes for 489 yards and six touchdowns in 2024…nabbed 25 receptions for 569 yards and seven touchdowns over freshman and sophomore seasons…also ran track at American Heritage…three-time state qualifier in 100-meter dash and two-time qualifier in 200-meter dash…three-time gold medalist in 3A state meet on 4x100 relay team…chose Florida State over offers from Georgia, Alabama and Auburn, among others.

86 TONY BLAND

- WR
- 6-0 • 193 • FR
- TAMPA, FLA./BERKELEY PREP

BEFORE FSU: Caught 34 passes for 665 yards and five touchdowns in four seasons at Berkeley Prep in Tampa...had 18 receptions for 386 yards and three touchdowns as senior in 2025...added 13 catches for 230 yards and two touchdowns in junior season...recorded 18 tackles and one interception with two passes defended in 2025 for Buccaneers...also ran track for Berkeley, competing in 100, 200 and 4x100 races.

95 CHRISTIAN COLLINS-MURRAY

- DL
- 6-3 • 224 • FR
- ST. PETERSBURG, FLA./BOCA CIEGA

BEFORE FSU: Recorded 146 tackles, 41.0 tackles for loss, 13.0 sacks and three forced fumbles in final two seasons at Boca Ciega High in Gulfport...tallied 79 tackles, 23.0 tackles for loss, 9.0 sacks, one pass breakup and one fumble recovery as senior in 2025...first team PCAC All-County...notched 67 tackles, 18.0 tackles for loss, 4.0 sacks and three forced fumbles in 2024.

92 JUDAH DANIELS

- DL
- 6-3 • 272 • FR
- FORT MYERS, FLA./FORT MYERS

BEFORE FSU: Three-star defensive lineman out of Fort Myers High School…No. 946 nationally in Rivals Industry Ranking…recorded 71 tackles, 15.0 tackles for loss and 7.0 sacks in senior season…added two blocked field goals and one forced fumble…opened season with 5.0 sacks against Mariner…tallied 18 tackles in 12 games as junior at Fort Myers…led Green Wave to second round of 5A state playoffs in 2024…committed to Florida State in September 2025 over offers from South Florida and FIU.



85 DREW HARDWICK

- TE
- 6-5 • 224 • FR
- MILTON, GA./CAMBRIDGE

BEFORE FSU: Caught 48 passes for 558 yards and six touchdowns over 22 games played at Cambridge High in Milton, Georgia...led Bears to 9-3 record and second round of state playoffs in 2025...ended prep career with nine caches for 123 yards and one touchdown vs. Ola...had 27 receptions, 324 yards and three touchdowns in nine games as senior in 2025... first-team all region...added 17 catches for 199 yards and three touchdowns in 2024...began Cambridge career with four catches for 35 yards in 2023.

73 NIKAU HEPI

- OL
- 6-7 • 379 • FR
- AUCKLAND, NEW ZEALAND/NFL ACADEMY

BEFORE FSU: Three-star offensive lineman originally from New Zealand…rated as Class of 2026's No. 56 offensive tackle prospect by 247Sports…ranked 70th at his position by ESPN and 83rd by Rivals…most recently played with NFL Academy Asia-Pacific program in Australia, a global initiative sponsored by NFL to create opportunities for international talent… played rugby growing up in New Zealand…selected Florida State over Auburn, among other offers.

88 KEENEN JEUNE

- WR
- 6-0 • 195 • FR
- TALLAHASSEE, FLA./FLORIDA STATE UNIVERSITY SCHOOL

BEFORE FSU: Earned second-team All-Big Bend as senior at Florida High in 2025, finishing senior season with 46 catches, 759 receiving yards and five touchdowns...three-year starter for the Seminoles caught 73 passes for 1,138 yards and five touchdowns...all-district first team in 2025 and invited to Florida-Georgia All-Star Game...also played soccer at Florida High.

1 MALACHI MARSHALL

- QB
- 6-2 • 168 • JR
- CHARLOTTE, N.C./SOUTH POINTE/STONY BROOK/IOWA WESTERN

BEFORE FSU: Played 19 games over previous two seasons at Stony Brook and Iowa Western Community College…NJCAA Division I Offensive Player of the Year, ICCAC Offensive Player of the Year and First Team All-American…in 13 games with Iowa Western in 2025, completed 201 passes on 319 attempts for 2,750 yards, 33 touchdowns and eight interceptions…added 63 carries for 120 yards and three rushing touchdowns…led Reivers to 12-1 record and NJCAA Division I National Championship, beating Hutchinson CC in championship game…threw for three touchdowns and 212 yards in championship game… registered season-high 385 passing yards and five touchdowns vs. Highland…passed for 814 yards and one touchdown as true freshman at Stony Brook in 2024…ran for 115 yards on 35 carries...scored rushing touchdown in first career game against Marshall…passed for 268 yards at Fordham…led South Pointe to 4A SCHSL state championship as sophomore in 2021…cousin Ian Miller played basketball at Florida State from 2010-14.

2026 NEWCOMERS

PASSING

YR.	G	COM	ATT	PCT	YDS	TD	INT	LG	AVG/G
2024*	6	59	120	49.2	814	1	2	63	135.7
TOT	**6**	**59**	**120**	**49.2**	**814**	**1**	**2**	**63**	**135.7**

RUSHING

YR.	G	RUSH	YDS	AVG	TD	LG	AVG/G
2024*	6	35	30	0.9	0	15	5.0
TOT	**6**	**35**	**30**	**0.9**	**0**	**15**	**5.0**

MARSHALL'S CAREER HIGHS

Total Passes	36 at Fordham, 9/14/2024*
Completed Passes	18 at Fordham, 9/14/2024*
Pass Yards	268 at Fordham, 9/14/2024*
Pass Touchdowns	1 vs. Stonehill, 9/7/2024*
Long Pass	63 vs. Stonehill, 9/7/2024*
Rush Attempts	11 at Marshall, 8/31/2024*
Rush Yards	24 at Campbell, 9/21/2024*
Long Rush	15 at Campbell, 9/21/2024*
Total Offense	259 at Fordham, 9/14/2024*

**at Stony Brook*

43 TRENT ROGERS

- LB
- 6-3 • 216 • FR
- HAVANA, FLA./GODBY

BEFORE FSU: All-Big Bend honorable mention from the Tallahassee Democrat during senior season at Godby High in Tallahassee...recorded 80 tackles, 10.0 tackles for loss and one forced fumble for Cougars in 2025...added 28 tackles, 5.5 tackles for loss, 3.5 sacks and one interception as junior...led Godby to district title in 2024.

83 XAVIER TILLER

- TE
- 6-5 • 239 • FR
- ATLANTA, GA./LANGSTON HUGHES

BEFORE FSU: Four-star tight end from Langston Hughes High School…ranked No. 82 on ESPN's SCNext 300…tabbed as No. 4 tight end nationally and No. 11 player in Georgia by ESPN…ranked No. 13 tight end by 247Sports and No. 39 tight end from Rivals…caught 70 passes for 1,054 yards and 19 touchdowns in four seasons with Langston Hughes…had 18 receptions for 325 yards and nine touchdowns as senior…led Langston Hughes to quarterfinal round of 5A state playoffs…caught 25 passes for 345 yards and three touchdowns in 2024 as Panthers reached state championship game…had 25 catches for 352 yards and seven touchdowns during sophomore season…selected for 2025 Under Armour All-America Game in January…chose Florida State over offers from Alabama, Georgia and Ohio State, among others.

40 DARIN TOWNSEND

- DB
- 6-0 • 155 • FR
- CLEARWATER, FLA./LARGO

BEFORE FSU: First-team All-County honors as senior at Largo High in 2025...productive senior season included 39 tackles, 3.0 tackles for loss, three interceptions, 10 pass breakups and one fumble recovery...added 63 tackles, three interceptions, five pass breakups and one fumble recovery as junior in 2024...as sophomore at Largo, had 54 tackles, five interceptions, two pass breakups, one forced fumble and one fumble recovery.

81 JONAH WINSTON

- WR
- 5-9 • 171 • FR
- BIRMINGHAM, ALA./HOOVER

BEFORE FSU: Three-star wide receiver out of Hoover High School in Alabama…ranked as No. 56 wide receiver nationally and No. 16 player in Alabama by 247Sports…rated as nation's No. 70 receiver and No. 38 player in Alabama from ESPN…Watkins Memorial Trophy winner as one of the top-five African-American high school athletes in the nation... caught 53 passes for 625 yards and four touchdowns in 2025, leading Buccaneers to 7A state playoffs…Offensive MVP at Navy All-American Bowl combine…North-South All-Star following senior season…had 38 receptions for 542 yards and three touchdowns as junior…nabbed 12 receptions for 127 yards and one touchdown in 2022…ran 54 times for 278 yards and 11 touchdowns at Hoover…brother of Florida State national champion and 2013 Heisman Trophy winner Jameis Winston…chose Florida State over offers from Auburn, Alabama and Texas A&M.

COACHES

FLORIDA STATE SEMINOLES
TALLAHASSEE, FLORIDA
EST. 1851

So fight, fight, fight, fight, for victory the Seminoles of Florida State! F-L-O-R-I-D-A-S-T-A-T-E Florida State, Florida State, Florida State!

MIKE NORVELL
HEAD COACH

Experience: 7th Season at FSU | 11th Season as head coach | 21st Season as collegiate coach
Hometown: Irving, Texas | Alma Mater: Central Arkansas, 2005; Central Arkansas, 2007
Family: wife, Maria; daughter, Mila

Mike Norvell, who was named Florida State's head football coach on Dec. 8, 2019, and led the Seminoles to an undefeated regular season and the program's 16th ACC championship in 2023, enters his seventh season overseeing the FSU program in 2026.

Thirty-one of Norvell's pupils have been selected in the last eight NFL Drafts, led by first-round picks Jared Verse in 2024 and Jermaine Johnson II in 2022. Norvell has coached multiple picks in seven of the last eight years. In addition to Johnson and Verse, Norvell also guided second-round picks Keon Coleman, Braden Fiske, Renardo Green, Anthony Miller and Asante Samuel, Jr., as well as third-round selections Trey Benson, Jarrian Jones, Azareye'h Thomas, Darrell Henderson, Antonio Gibson and Dylan Parham.

Norvell's offenses are averaging 34.6 points per game during his 10 years as a head coach, which ranks as the third-highest average in the country among head coaches active each year from 2016-26. Norvell is one of only three head coaches to produce a top-7 rushing offense and top-7 passing offense since 2016. His offense has showcased 60 individual 100-yard rushing games, 52 individual 100-yard receiving games and 26 individual 300-yard passing games. In addition to his high-powered offenses, Norvell's teams have also scored 15 defensive touchdowns and 14 kickoff return touchdowns.

In his career, Norvell has coached 38 NFL Draft picks, 22 All-Americans, including 14 first-team selections, five conference Players of the Year, one ACC Defensive Rookie of the Year and 122 all-conference recognitions.

FSU's 2025 campaign began with a bang as FSU rolled to a 31-17 defeat of eventual College Football Playoff participant Alabama to open the season. The Seminoles produced one of the most explosive offenses in college football, finishing the season with an average of 472.1 yards of total offense per game behind 218.7 yards on the ground, a 50.9 third-down percentage and an average of 15.21 yards per completion. All four marks led the ACC and ranked in the top 15 of the country, and the rushing yards average was FSU's highest since 1995.

Eight Seminoles earned All-ACC recognition, led by first-team selections Duce Robinson and Luke Petitbon. Robinson led all ACC players in total all-conference votes after becoming the 11th different FSU receiver to reach 1,000 yards in a season. His 1,081 yards were the ninth-highest single-season total in program history, and he led the ACC and ranked ninth nationally with his average of 90.1 receiving yards per game. Petitbon was FSU's first center to garner first-team all-conference recognition since 2013. Defensive tackle Mandrell Desir earned True Freshman All-America honors from both On3 and 247Sports and was the only freshman defensive lineman to earn All-ACC honors in 2025.

The 2024 team produced two first-team All-Americans, including the program's first Consensus All-American since 2016, and an FWAA Freshman All-American, also FSU's first since 2016.

Norvell earned the Dodd Trophy and Bryant Award in 2023, becoming the eighth coach and second since 2003 to win both national Coach of the Year recognitions in the same season. He also was named ACC Coach of the Year, joining the legendary Bobby Bowden as the only FSU coaches to earn the conference's top coaching honor, and the AFCA Region 1 Coach of the Year while also being named one of five finalists for the George Munger Coach of the Year Award presented by the Maxwell Football Club and one of 12 finalists for the Eddie Robinson Coach of the Year Award.

Florida State rolled through an unbeaten, 13-0 regular season that included wins over eight P4 bowl-eligible teams, including No. 14 Louisville in the ACC Championship Game, and was No. 4 in the final Associated Press poll of the regular season. It was the third 13-win season in program history, and Norvell became only the sixth different ACC coach since 2000 to lead his team to an undefeated record in conference play. His ACC Championship Game appearance marked his fourth conference championship game, which ranks fourth among head coaches active in 2026, and he also is one of only nine head coaches ever to make three conference championship game appearances in their first four years.

FSU showcased dominance in all three phases, as it was the only team in the nation that produced a stretch in which it outscored its opponent by at least 17 points in every regular-season game, with eight of those games featuring a scoring run of plus-24 or better.

The 2023 Seminoles produced a program-record 25 selections to the All-ACC team, led by ACC Player of the Year and first-team all-conference quarterback Jordan Travis. FSU's eight first-team selections were the most in the conference, and Florida State also led the ACC in second-team and third-team honorees. Keon Coleman became the first FSU player to earn three first-team all-conference honors in one season after being named first-team All-ACC at wide receiver, all-purpose player and return specialist.

Travis flourished in his final year under Norvell's guidance, developing into one of the best players in the nation and finishing fifth in the Heisman Trophy voting despite being injured in the first quarter of FSU's 11th game of the season. In only 10 full games, Travis passed for 2,756 yards and 20 touchdowns and added another 176 yards and seven touchdowns rushing for 2,932 yards of total offense and 27 total touchdowns. He completed his Florida State career holding program records for career touchdown responsibility, total offense yards, quarterback rushing yards and quarterback rushing touchdowns while also placing himself in the top-five in passing touchdowns, passing yards, wins as a starting quarterback, completions, completion percentage and rushing touchdowns.

Florida State's 2023 campaign showcased playmakers in all three phases. The Seminoles led the nation in opponent completion percentage, pass breakups and passes defended while ranking second nationally in fewest interceptions thrown, third in net punting, sixth in passing efficiency defense, sacks and third-down defense and seventh in kickoff return average. FSU led the ACC in scoring offense for the second straight year while also leading the conference in yards per completion, sacks per game, kickoff return average, fewest interceptions thrown and fewest total turnovers.

Norvell, a 2019 finalist for the Eddie Robinson and Bear Bryant Coach of the Year awards, has developed an impressive coaching tree in his first nine seasons as head coach. For the 2026 season, 45 current Division I coaches, including five head coaches and 11 coordinators, have served on a Norvell staff. Among Norvell's hires are current head coaches at Arizona State, Arkansas, Buffalo, Oregon and Tulane and coaches at Colorado, Florida, Kansas State, Missouri, Nebraska, Ohio State, Pitt and USC.

Statistically, the 2022 team was among the nation's best in multiple categories in all three phases. FSU was the only team to lead its conference in both total offense and total defense in 2022. Florida State was one of two teams nationally to average at least 270 passing yards and at least 210 rushing yards per game. The Seminoles, along with Alabama and Georgia, were the only three teams to rank in the top-15 in yards per play on offense and defense. Those three teams were also the only ones ranked in the top-20 in total defense, scoring defense, total offense and scoring offense.

Florida State led the country with an average of 7.46 plays of at least 20 yards per game and ranked second nationally with an explosive play differential of +7.41. The defense was fourth in the country in passing defense, and FSU was one of six teams nationally to rank in the top-25 in kickoff return and punt return average. Florida State led the ACC in passing defense, third-down offense, yards gained per pass, yards gained per play, yards gained per rush, total offense per game, yards per completion, yards allowed per pass, rushing offense per game, yards allowed per play, total defense per game and scoring offense per game.

The Seminoles were led by Jordan Travis, who was PFF's highest-graded quarterback and the highest-graded offensive player in the ACC. Travis continued to showcase his development under Norvell, ranking first in the ACC in yards per play, yards per pass attempt, yards per completion and pass efficiency rating. He had a school-record six straight games accounting for at least three touchdowns and became the first player in program history with at least 20 passing touchdowns and seven rushing touchdowns in one season. The redshirt junior saved his best performance for last, accounting for an FSU bowl-record 468 yards of total offense in the Cheez-It Bowl victory over Oklahoma that included a career-high 418 passing yards and 50 rushing yards, making him only the fifth player nationally with at least 400 passing yards and 50 rushing yards in a bowl game since 2000.

The defense was led by first-team All-Americans Jared Verse and Jammie Robinson. Verse was the ACC's Newcomer of the Year after he dominated in his first season at Florida State following a transfer from Albany, leading the conference with an average of 0.75 sacks per game and ranking second in the ACC and 10th nationally with an average of 1.4 tackles for loss per game. Robinson, FSU's first back-to-back first-team All-ACC defender since Jalen Ramsey in 2014-15, was the Seminoles' leading tackler for the second straight season. He registered 99 stops, including a game-high 13 in the Cheez-It Bowl victory, and recorded 5.0 tackles for loss, 1.0 sack, five pass breakups, one interception and one fumble recovery.

Offensive lineman Dillan Gibbons became the first FSU player to win the prestigious Wuerffel Trophy, given to the FBS player who best combines exemplary community service with leadership achievement on and off the field. Along with the Wuerffel, Gibbons, who started all 13 games at left guard, was voted captain of the Good Works Team, named the winner of the ACC's Jim Tatum Award given to the league's top football senior scholar-athlete and was selected as a first-team All-ACC performer.

The 2021 season was highlighted by first-team All-American and ACC Defensive Player of the Year Jermaine Johnson II, who elevated his game into a first-round NFL Draft pick in his one season at Florida State. Johnson, the only athlete to win a Player of the Year award in his first season with an ACC program, and first-team All-ACC defensive back Jammie Robinson led FSU's contingent of eight all-conference recognitions for the program's most All-ACC honorees since 2016.

Florida State ended the 2021 season converting 32 consecutive red zone trips, the longest active streak in America and the second-longest streak at any point in 2021, scoring an average of 6.1 points per red zone trip during the streak. The Seminoles also grabbed at least one interception in each of the last eight games of 2021, tied for the longest streak in the country in 2021.

Florida State ranked second in the ACC and seventh nationally in red zone defense, allowing points on only 70.6 percent of red zone drives. The Seminoles also ranked third in the ACC with 20 total takeaways and 7.2 tackles for loss per game, while their 14 interceptions were fourth overall in the conference. The tackles-for-loss average ranked 12th nationally and was FSU's highest for a season since 2016.

In his first season at Florida State, Norvell led the youngest team in the nation as freshmen and sophomores made up 75 percent of FSU's roster and 34 players made their first appearance for the Seminoles. While navigating through a global pandemic that ended spring practice after only three sessions and impacted summer workouts and the regular season, Norvell became the only coach in ACC history to defeat a top-five team in his first season when FSU earned a 31-28 victory over No. 5 North Carolina. In the season finale, a 56-35 win over Duke, Florida State scored six rushing touchdowns, matching the program record for rushing touchdowns in an ACC game.

The Seminoles averaged 199.9 rushing yards per game, the program's highest since 2016 and 20th nationally among teams that played at least nine games in 2020, and 5.11 yards per rush, 16th in the nation among teams with at least 350 carries and FSU's most in a season since 2015. Florida State topped 400 yards of total offense in five of the last seven games, including more than 500 yards of total offense twice, and produced FSU's first game with at least 250 yards rushing and passing since 2016.

Norvell's teams are known for elite special teams play, and that was on display in his first season with the Seminoles. Florida State tied for second in the NCAA with five blocked kicks, including two blocked field goals, two blocked punts and one blocked PAT. FSU was one of only two teams in the country to block multiple field goals and multiple punts in 2020. Additionally, the Seminoles ranked 16th in the nation in net punting average.

The team posted a program-record 3.310 grade-point average in the spring 2025 semester, following a fall-record 3.095 in the fall of 2024. The overall semester GPA record bested the 3.127 earned in Norvell's first semester at FSU, setting an immediate indication of the importance Norvell places on academics in his program. Florida State has produced 95 Academic All-ACC

MIKE NORVELL HEAD COACH CAREER YEAR-BY-YEAR

2016	Memphis	8-5	Boca Raton Bowl
2017	Memphis	10-3	Liberty Bowl
2018	Memphis	8-6	Birmingham Bowl
2019	Memphis	12-1	Cotton Bowl*
2020	Florida State	3-6	
2021	Florida State	5-7	
2022	Florida State	10-3	Cheez-It Bowl
2023	Florida State	13-1	Orange Bowl
2024	Florida State	2-10	
2025	Florida State	5-7	
Total		**76-49**	**did not coach bowl game*

selections under Norvell, highlighted by 30 academic all-conference honorees in 2024, the fifth-highest total in the ACC. FSU's multi-year Academic Progress Rate of 993 released in May of 2026 set a program high for the fourth straight year, and football also achieved its first perfect APR season in the 2026 report. As another public signal, 345 different players have earned a Seminole Scholar patch on their uniform as part of a program Norvell introduced to recognize academic achievement.

Before taking the Florida State job, Norvell spent the previous four seasons as the head coach at Memphis, compiling a record of 38-15, including the 2019 American Athletic Conference championship and a spot in the New Year's Six Cotton Bowl. His 71.7 winning percentage is the highest in Memphis history. Memphis was the first school to appear in three straight American Athletic Conference Championship Games, and Norvell is one of 17 head coaches in any conference to appear in three straight conference championship games. He is also one of only eight to make three conference championship game appearances in their first four years as a head coach.

Memphis was one of three FBS teams to rank in the top-15 nationally in scoring offense every year from 2016-19, along with Ohio State and Oklahoma. Memphis shined on special teams under Norvell as the Tigers were one of only two schools with at least one kickoff return touchdown each year from 2016-19, and their 11 kickoff return touchdowns over that span were the most in the nation. The 2019 team ranked second in the country in special teams efficiency by ESPN, trailing only Penn State which hired Norvell's special teams coordinator prior to the 2019 season.

The Tigers' defense wreaked havoc on opponents, forcing 99 total takeaways and averaging 6.8 tackles for loss per game. Memphis was one of only six FBS teams with multiple defensive touchdowns every year from 2016-19.

In 2019, Norvell led Memphis to a school-record 12 wins and the program's first outright conference championship since 1969. The first coach in Memphis history with two 10-win seasons, Norvell produced two of the five 10-win seasons at the school and holds program records with eight wins in his first season, 18 over his first two, 26 in his first three and 38 in his first four seasons. He also holds the school record for the most wins over a three-year span with 30 victories from 2017-19 to bypass his 26 wins from 2016-18.

The 2019 Tigers produced a program-record 14 all-conference selections, including co-Special Teams Player of the Year Antonio Gibson and Rookie of the Year Kenneth Gainwell, in addition to Mortell Award winner Preston Brady as the national holder of the year. Gibson's average of 28.8 yards per kickoff return ranked sixth in the country, while Gainwell ranked ninth with 150.54 all-purpose yards per game and 12th with an average of 6.42 yards per rush. Brady White, named a finalist for the Manning Award and Johnny Unitas Award, ranked in the top-20 in FBS in passing yards per completion, yards per attempt, passing efficiency, passing touchdowns, passing yards per game and points responsibility. He had a streak of 11 straight games with at least two passing touchdowns, tied for the longest streak in AAC history, and was one of five quarterbacks in the nation with at least 11 multiple-touchdown games.

In 2018, Norvell's team boasted the fourth-best rushing attack in the nation, averaging 279.9 yards per game with a school-record 3,919 total rushing yards and 48 touchdowns on the ground. He produced the first season in Memphis history with two 1,000-yard rushers, led by Doak Walker Award finalist and unanimous All-American Darrell Henderson. Henderson broke the NCAA career record with an average of 8.22 yards per carry, and his 2018 average of 8.92 yards per carry was the highest for a season with a minimum of 200 carries in records dating back to 2000.

The 2017 team averaged 45.5 points per game, the second-highest average in the country, and ranked fourth in the NCAA with 523.1 yards per game and 7.35 yards per play. That year, Memphis forced 31 takeaways, good for third in the country, and ranked third with a turnover margin of plus-1.15 per game. The team's average of 26.02 yards per kickoff return also ranked fourth. Anthony Miller earned consensus All-America honors after leading the NCAA with 18 receiving touchdowns and ranking third in the country with 96 receptions and 1,462 yards.

In his first year at the helm, Norvell immediately put his stamp on the program. Memphis ranked second in kickoff return defense, allowing only 16.04 yards per return, while boasting the nation's fifth-best kickoff return average of 26.57 yards per return. The Tigers were the only team to rank in the top-17 of both categories in 2016. Memphis also forced 29 takeaways, the fifth-highest total in the country, and ranked in the top-15 in scoring offense, averaging 38.8 points per game, and passing offense at 304.4 yards per game.

The Tigers flourished academically under Norvell as well, posting single-year APR scores of 991 in 2018-19, 988 in 2017-18 and 976 in 2016-17. Under his guidance, the football team earned its highest grade-point average in program history in the fall of 2017. Through his first three years, 55 players earned their bachelor's degree, including eight on the 2019 team.

Norvell took over at Memphis after four years as the offensive coordinator and quarterbacks coach at Arizona State. The Sun Devils averaged 38.1 points per game and scored nearly 2,000 points in his four seasons. His 2014 offense gained 5,750 yards, 3,556 of those through the air, and ranked 13th in the nation with 34 touchdown passes. The 2013 team's average of 39.7 points per game ranked 10th nationally.

Norvell spent one year as Pitt's co-offensive coordinator, wide receivers coach and director of recruiting. From 2007-10 he coached wide receivers at Tulsa, adding passing game coordinator duties in 2009 and director of recruiting responsibilities in 2010. The Golden Hurricane had five 1,000-yard receivers under Norvell's leadership, led by All-American Damaris Johnson. Johnson broke the NCAA record for career all-purpose yards with 7,796 and is one of four players in NCAA history with three seasons of at least 2,000 all-purpose yards.

Norvell was a four-year letterwinner at Central Arkansas and was inducted into the UCA Sports Hall of Fame in 2015. He broke the school record with 213 career receptions and was second on the program's all-time list with 2,611 receiving yards and an average of 4.6 catches per game. He helped lead the Bears to 33 wins in his four years, including an 11-3 mark in 2005. The next year, he began his coaching career as a graduate assistant at his alma mater.

Norvell earned two degrees from Central Arkansas, completing his bachelor's degree in social science in 2005 and his master's degree in training systems in 2007. Norvell and his wife, Maria, have a daughter, Mila.

MIKE NORVELL COACHING HISTORY

2020-	Florida State Head Coach
2016-19	Memphis Head Coach
2012-15	Arizona State Offensive Coordinator/Quarterbacks Coach
2011	Pitt co-Offensive Coordinator/Wide Receivers Coach/Director of Recruiting
2010	Tulsa Passing Game Coordinator/Wide Receivers Coach/Director of Recruiting
2009	Tulsa Passing Game Coordinator/Wide Receivers Coach
2007-08	Tulsa Graduate Assistant Coach
2006	Central Arkansas Graduate Assistant Coach

MIKE NORVELL: BY THE NUMBERS

34.6	Points per game as a head coach, 3rd-highest nationally among coaches active each year from 2016-26
40	48 games scoring at least 40 points as head coach
50	22 games scoring at least 50 points as head coach
60	8 games scoring at least 60 points as head coach
70	4 games scoring at least 70 points as head coach
3,000	Coached seven 3,000-yard passers
300	26 individual 300-yard passing games as head coach
1,000	Produced six 1,000-yard rushers as head coach
100	60 individual 100-yard rushing games as head coach
1,000	Produced five 1,000-yard rushers as head coach
100	52 individual 100-yard receiving games as head coach
24	Blocked kicks as head coach
15	Defensive touchdowns as head coach
14	Kickoff return touchdowns as head coach
122	All-Conference performers coached
38	NFL Draft picks coached, including 31 selected in the last eight years
993	FSU's multi-year Academic Progress Rate released in May 2026, the highest in program history
1,000	FSU's single-season Academic Progress Rate released in May 2026, the first perfect season in program history

67 Current Division I or NFL coaches who have served on his staff

The list of 67 current Division I coaches and staff who have worked under Norvell includes five head coaches and 11 coordinators:

Coach	*Current Position*	*School*
Kenny Dillingham	Head Coach	Arizona State
Will Hall	Head Coach	Tulane
Dan Lanning	Head Coach	Oregon
Pete Lembo	Head Coach	Buffalo
Ryan Silverfield	Head Coach	Arkansas
Aman Anand	Special Teams Coordinator	Northern Arizona
Zach Arnett	Defensive Coordinator	Mississippi State
Carter Barfield	Special Teams Coordinator	Tulsa
Tim Harris Jr.	Offensive Coordinator	Florida State
Joe Lorig	Special Teams Coordinator	Oregon
Chris Marve	Defensive Coordinator	Colorado
John Papuchis	Special Teams Coordinator	Missouri
Adam Scheier	Special Teams Coordinator	Florida State
Tony Tokarz	Offensive Coordinator	Buffalo
Tony White	Defensive Coordinator	Florida State
Marcus Woodson	Defensive Coordinator	Kansas State

Mike Norvell's commitment to academics has been visible on FSU's jerseys starting with the 2020 season with the addition of the 'Seminole Scholar' patch. In that time, 345 players have earned Seminole Scholar distinction by graduating, earning a 3.0 cumulative GPA or finishing their previous semester with a 3.0 GPA.

TONY WHITE
DEFENSIVE COORDINATOR

Experience: 2nd Season at FSU | 20th Season as collegiate coach
Hometown: El Paso, Texas | Alma Mater: UCLA, 2002
Family: wife, Angela; son, Anthony III; daughter, Ava

Tony White enters his second season as Florida State's defensive coordinator in 2026 after being hired on December 5, 2024.

White, a two-time Broyles Award nominee for the nation's best assistant coach, has produced four top-25 defenses in six seasons as a defensive coordinator, including four consecutive at Syracuse and Nebraska from 2021-24. White's defense has held 31 teams to 20 points or fewer over the past five years, with 26 games allowing less than 100 rushing yards in that span. His recruiting acumen has been recognized with three Recruiter of the Year awards.

In White's first season at Florida State, the Seminoles had a top-30 defense and improved across the board from 2024, producing a better scoring defense, passing defense, rushing defense, total defense, third-down defense and red zone defense, while also increasing takeaways, interceptions and sacks from the season prior. Second-team All-ACC selection Earl Little Jr. was one of two players in the ACC with at least 75 tackles and four interceptions, and Florida State was one of nine teams nationally to have three players record at least three interceptions on the season.

FSU held six opponents under 100 rushing yards, including both of its ranked opponents in No. 8 Alabama and No. 3 Miami. In the win over the Crimson Tide, FSU surrendered just 1.7 yards per carry after the opening drive.

White came to Florida State after two seasons as the associate head coach and defensive coordinator at Nebraska. He made an immediate impact on the Huskers in his first season by directing the program's best defensive season since joining the Big Ten more than a decade earlier. Nebraska allowed only 92.9 rushing yards per game, the eighth-best rushing defense in the country in 2023 and the best at Nebraska this century, while also ranking 11th nationally in total defense and 13th in scoring defense.

In 2024, he followed that up with another top-20 defensive performance as the Huskers ranked 14th in rushing defense, 19th in total defense and 20th in scoring defense. Nebraska held five opponents to 10 or fewer points and six opponents to fewer than 300 yards of total offense, including limiting Ohio State to 285 yards when the Buckeyes entered the game averaging more than 500 yards of total offense. The Huskers allowed only six rushing touchdowns, the third-fewest in the nation, and held 10 opponents without a rushing touchdown, including all seven at home. Nebraska was the first team nationally since 2021 to not allow a rushing touchdown at home and kept all its home opponents out of the end zone on the ground for the first time since 1939.

White was the defensive coordinator at Syracuse from 2020-22, where he tutored four Freshman All-Americans and 13 All-ACC selections. The Orange were one of 12 teams to rank in the top 25 nationally in total defense in both 2021 and 2022 after the 2021 team improved 93 spots to 19th in the national total defense rankings. The 2022 team allowed 184.8 passing yards per game to rank 14th in the country while also ranking 21st nationally in total defense and helping Syracuse reach a bowl game for the first time since 2018.

Before his time at Syracuse, White was Arizona State's defensive passing game coordinator and cornerbacks coach in 2018 and 2019. He helped the Sun Devils to a dramatic improvement in pass defense and aggressive play, as the 2019 team's average of 5.54 passes defended per game was No. 7 in the country and its 13 interceptions were the country's 25th-highest total. White served as the interim defensive coordinator in the Sun Bowl when Arizona State forced six takeaways, including an interception return touchdown for the game-winning points, and recorded 10 tackles for loss.

White coached cornerbacks at San Diego State from 2009-17 and added recruiting coordinator duties for his final six years, helping the Aztecs win three conference championships and play in eight bowl games. San Diego State led the country with 26 interceptions in 2016 one season after grabbing 23 interceptions to rank second nationally. The 2014 and 2015 teams both ranked in the top 10 in the country in pass efficiency defense, posting the nation's No. 3 mark in 2014 and No. 10 in 2015. In 2017, the Aztecs had the nation's 15th-best pass defense, allowing only 178.7 passing yards per game.

His tenure at San Diego State included eight all-conference honors from his cornerbacks, led by 2015 and 2016 Mountain West Defensive Player of the Year Damontae Kazee. Kazee, the first cornerback to win the conference's Defensive Player of the Year honor twice, was also a second-team All-American in 2015 and has played nine seasons in the NFL with the Falcons, Cowboys, Steelers and Browns through the 2025 season. White was named Mountain West Recruiter of the Year twice by Scout.com and the nation's best non-P5 recruiter by Rivals in 2014.

White spent the 2008 season as the linebackers coach at New Mexico, helping the Lobos rank 26th nationally in rushing defense behind two all-conference linebackers, after spending the 2007 season as a graduate assistant at UCLA. White began his coaching career in 2006 as the head coach at St. Genevieve High School in California and led the Valiants to a 3-1 league record in his only season at the helm.

White earned his bachelor's degree in history from UCLA in 2002. He was a three-year starter at linebacker and a team captain in 2000, helping the Bruins win 30 games and appear in the Rose Bowl, Cotton Bowl and Sun Bowl during his four years. White and his wife, Angela, have one son, Anthony III, and one daughter, Ava.

TONY WHITE COACHING HISTORY

2025-	Florida State Defensive Coordinator
2023-24	Nebraska Associate Head Coach/Defensive Coordinator
2022	Syracuse Defensive Coordinator/Linebackers Coach
2020-21	Syracuse Defensive Coordinator
2018-19	Arizona State Defensive Passing Game Coordinator/Cornerbacks Coach
2011-17	San Diego State Cornerbacks Coach/Recruiting Coordinator
2009-10	San Diego State Cornerbacks Coach
2008	New Mexico Linebackers Coach
2007	UCLA Graduate Assistant
2006	St. Genevieve (Calif.) High School Head Coach

TIM HARRIS JR.
OFFENSIVE COORDINATOR/WIDE RECEIVERS

Experience: 2nd Season at FSU | 12th Season as collegiate coach
Hometown: Miami, Fla. | Alma Mater: Miami, 2008
Family: wife, Nikki; son, Trey and daughter, Tailor

Miami native and veteran coach Tim Harris Jr., is in his second season coaching Florida State's wide receivers and first as offensive coordinator in 2026.

In his first season at Florida State, Harris was FSU's pass game coordinator and wide receivers coach. He helped develop an offense that led the ACC in total offense, rushing offense, third-down offense and yards per completion. The Seminoles ranked in the top 15 nationally in all four categories, placing fourth with 15.21 yards per completion, sixth in total offense with an average of 472.1 yards per game, eighth with a third-down percentage of 50.9, and 11th in rushing offense after averaging 218.7 yards per game on the ground.

Harris' group, led by first-team All-ACC selection and Biletnikoff Award semifinalist Duce Robinson, showcased remarkable playmaking ability in 2025. Robinson caught 56 passes for 1,081 yards and six touchdowns, posting the ninth-highest single-season receiving yards total in program history. Robinson also produced the 14th 1,000-yard season in program history and became only the 11th different FSU receiver to reach the 1,000-yard milestone in a season. He led the ACC in 30- and 40-yard receptions, and his average of 19.3 yards per reception ranked second in the conference, behind only teammate Micahi Danzy.

In addition to Robinson, Danzy and other young receivers showed impressive development. Danzy made 27 receptions for 571 yards and three touchdowns through the air and added 227 yards and three touchdowns on 12 rushing attempts. Danzy led the ACC and ranked fourth nationally with an average of 21.2 yards per reception, and he joined Peter Warrick as the only FSU wide receivers with three rushing touchdowns and three receiving touchdowns in the same season. Robinson and Danzy were responsible for eight individual 100-yard receiving games in 2025.

Harris spent three years at UCF, serving as offensive coordinator and wide receivers coach in 2024 and was the Knights' co-offensive coordinator for the 2021 and 2022 seasons. He served as the offensive coordinator at FIU in 2020. Harris also has experience as the offensive coordinator and head coach at Booker T. Washington High School in Miami.

In 2024, Harris coordinated the nation's No. 7 rushing offense and No. 16 total offense as the Knights averaged 248.1 yards per game on the ground, the highest average in the Big 12, and 447.8 yards of total offense per game. In addition to leading the Big 12 in rushing, UCF also ranked in the top five of the conference in total offense, first downs gained and passing yards per completion.

First-team All-Big 12 running back RJ Harvey shined with Harris coordinating the offense. Harvey ranked in the top five nationally in all-purpose yards, points per game, rushing yards per game, rushing touchdowns, total touchdowns and points scored per game. Wide receiver Kobe Hudson's average of 16.38 yards per reception was the conference's seventh-highest average.

Harris spent the 2023 season as Miami's running backs coach. The Hurricanes averaged 176.8 rushing yards per game and reached 200 yards on the ground five times. In 2022, as co-offensive coordinator and running backs coach at UCF, he helped the Knights reach the AAC Championship Game with an offense that averaged 469.6 yards per game, the nation's 16th-highest average, and ranked seventh in the country with an average of 228.4 rushing yards per game. That year, second-team all-conference performer Isaiah Bowser's 16 rushing touchdowns were second in the conference and 14th in the country.

In 2021, Johnny Richardson averaged 96.9 all-purpose yards per game to rank seventh in the conference. Bowser capped the 2021 season by rushing for 155 yards and two touchdowns as part of a 288-yard rushing performance by the Knights in their win over Florida in the Gasparilla Bowl.

Harris spent the 2015-20 seasons on staff at Florida International, first as running backs coach and then as offensive coordinator. He helped oversee the best stretch in FIU history as the Panthers won a program-record nine games, including the Bahamas Bowl, in 2018 one season after tying the previous record with eight wins in 2017. FIU qualified for a bowl game every year from 2017-19, the longest streak in program history. The 2019 team earned FIU's third straight bowl trip with a 30-24 win over Miami, the first win over an ACC team in school history.

In 2020, with Harris serving as offensive coordinator and running backs coach, D'vonte Price led the conference with his average of 6.84 yards per carry and ranked 11th nationally with an average of 116.2 rushing yards per game. The 2019 offense was paced by future NFL running backs Anthony Jones and Napoleon Maxwell. Jones produced three consecutive 100-yard rushing games, only the second such streak in program history, and Jones and Maxwell both broke the 100-yard mark in a win over Charlotte. It was only the seventh time FIU produced two 100-yard rushers in the same game and the fifth time it occurred under Harris' leadership.

FIU's 2018 offense was one of the most successful rushing attacks in Conference USA. The Panthers scored a school-record 27 rushing touchdowns and broke the single-season program record by averaging 4.8 yards per rush while posting a top-three ranking in the conference in total rushing yards, rushing yards per game, rushing touchdowns and yards per rush. The 2017 offense gained 5,100 total yards and scored 333 points, both the second-highest totals in program history, and led the NCAA with a 97.6 percent scoring rate in the red zone.

Before beginning his collegiate coaching career, Harris spent six seasons at Booker T. Washington High School in Miami. As the head coach in 2014, he led the Tornadoes to a perfect 14-0 record, the 4A state championship and a No. 2 national ranking by USA Today. He was named the Florida Dairy Farmers Football Coach of the Year, the Miami Dolphins George Smith South Florida High School Football Coach of the Year, the Nike Football State Coach of the Year and a finalist for the U.S. Army All-American National Coach of the Year.

Harris was Booker T. Washington's offensive coordinator from 2009-13. He helped the Tornadoes win state titles in 2012 and 2013 and earn the national championship in 2013 with an offense that averaged 41.9 points per game. He also served as the head track and field coach from 2010-14, leading Booker T. Washington to the 2A state championship in 2014 after a runner-up finish in 2013. He was named the 2013 Miami-Dade County Boys Track & Field Coach of the Year.

Harris was a four-time All-American and six-time ACC champion while competing for Miami's track and field team. He still holds the program's indoor 800-meter record and was inducted into the University of Miami Sports Hall of Fame in 2022.

Harris earned his bachelor's degree in liberal arts with a concentration in English and creative writing from Miami in 2008.

TIM HARRIS JR. COACHING HISTORY

2026	Florida State Offensive Coordinator/Wide Receivers Coach
2025	Florida State Pass Game Coordinator/Wide Receivers Coach
2024	UCF Offensive Coordinator/Wide Receivers Coach
2023	Miami Running Backs Coach
2021-22	UCF co-Offensive Coordinator/Running Backs Coach
2020	FIU Offensive Coordinator/Running Backs Coach
2015-19	FIU Running Backs Coach
2014	Booker T. Washington (Fla.) High School Head Coach
2009-13	Booker T. Washington (Fla.) High School Offensive Coordinator/Wide Receivers Coach/Quarterbacks Coach

CHRIS THOMSEN
DEPUTY HEAD COACH/TIGHT ENDS

Experience: 7th Season at FSU | 30th Season as collegiate coach
Hometown: Vernon, Texas | Alma Mater: TCU, 1993; Abilene Christian, 2000
Family: wife, LeAnn

Chris Thomsen was named Florida State's deputy head coach and tight ends coach on December 19, 2019, and enters his seventh season in Tallahassee in 2026.

Thomsen has coached 118 different all-conference players who have combined for 186 all-conference recognitions as well as 25 individual All-Americans who have earned 38 All-American certificates, including 13 first-team selections.

Randy Pittman Jr. was an honorable mention All-ACC selection in 2025 after catching 23 passes for 208 yards and two touchdowns. Pittman also added three rushing touchdowns and passed for one score to solidify himself as one of the nation's most versatile players. At Virginia, Pittman became the third player in FSU history to throw, catch and run for a touchdown in the same game. He is just the second tight end in the past 30 years to accomplish the feat.

Florida State tight ends set an FSU record with a touchdown catch in five consecutive games. The unit also blocked for an offense that ran for 218.7 yards per game, the Seminoles' highest per-game average since 1995. FSU's offense ranked sixth nationally with 472.1 total yards per game.

Thomsen oversaw the development of true freshmen tight ends Landen Thomas and Amaree Williams in 2024. In consecutive weeks, both players caught a touchdown for their first career reception, FSU's first true freshmen tight ends with a touchdown since 2011. Four different tight ends started at least one game in 2024, and the group combined for 33 receptions, 396 yards and three touchdowns.

The 2023 team completed a 13-0 regular season that culminated in the program's 16th ACC championship with a victory over No. 14 Louisville in the ACC Championship Game and earned a berth in the Orange Bowl behind an offense that led the conference in scoring for the second consecutive year. Florida State's 34.6 points-per-game average ranked 19th overall in the country, and the Seminoles also led the ACC with 61 total touchdowns scored, 32 rushing touchdowns and an average of 13.5 yards per completion while posting the conference's fewest interceptions thrown and total turnovers.

Florida State's tight ends made huge contributions in the passing attack while helping anchor a strong running game. Jaheim Bell, who was selected by the New England Patriots in the 2024 NFL Draft, earned second-team All-ACC honors in his first season under Thomsen's tutelage after catching 39 passes for 503 yards and two touchdowns plus one rushing touchdown. Bell made a career-high eight catches in FSU's win over No. 16 Duke and scored one receiving and one rushing touchdown in the season-opening victory over No. 5 LSU. Kyle Morlock appeared in all 14 games with 11 starts and made 19 receptions for 255 yards, including a career-long 63-yard catch at Pitt, in his first season after transferring from Division II Shorter College.

During his first three seasons, Thomsen elevated the tight end position into a play-making group contributing valuable receptions and powerful blocking. In 2022, his group helped lead FSU to a 10-3 record and a final ranking of No. 10 in the Coaches Poll and No. 11 in the AP poll. Florida State led the nation with its average of 7.46 plays of 20-plus yards per game, the program's highest season average since the 2013 national championship, and was third in the country with an explosive play rate of 17.15 percent. The Seminoles were one of two teams nationally to average at least 270 passing yards and at least 210 rushing yards per game in 2022. FSU also tied for the national lead with eight touchdown drives of 90-plus yards, and its 16 touchdown drives of 80-plus yards were third-most in the country.

The Seminoles led the ACC in third-down offense, yards gained per pass, yards gained per play, yards gained per rush, total offense per game, yards per completion, rushing offense per game and scoring offense per game. Florida State was the first team to lead the ACC in scoring and total offense in the same season since 2019 and was one of two teams nationally to lead its conference in yards per rush, yards per pass and yards per play in 2022. Three different tight ends caught a touchdown pass in 2022, including two scoring their first collegiate touchdown, and two tight ends made receptions for two-point conversions. The group combined for 39 catches for 529 yards and four touchdowns.

In 2021, Camren McDonald was named to the 2021 Allstate Good Works Team and to the Mackey Award Watch List. He caught 24 passes for 243 yards and two touchdowns and provided the highest production for an FSU tight end since 2018 NFL Draft pick Ryan Izzo. Redshirt senior Jordan Wilson returned from an injury to make 11 receptions for 132 yards. The tight ends also blocked for a running game that featured six 200-yard rushing games and seven individual 100-yard performances in 2021.

In his first year at Florida State, Thomsen developed a versatile tight end group led by McDonald, who started all nine games and made 23 catches for 263 yards and two touchdowns. McDonald's first career score came at No. 12 Miami and his second proved to be the winning points in FSU's 31-28 victory over No. 5 North Carolina. Additionally, freshman walk-on Preston Daniel had a 36-yard catch in the win over the Tar Heels and sophomore Wyatt Rector scored a rushing touchdown against Pitt after the former quarterback took a snap under center and scored from the one-yard line.

The tight end group also blocked for a vastly improved rushing attack in 2020. The Seminoles averaged 199.9 rushing yards per game, the program's highest since 2016 and 20th nationally among teams that

played at least nine games in 2020, and 5.11 yards per rush, 16th in the nation among teams with at least 350 carries and FSU's most in a season since 2015. Florida State topped 400 yards of total offense in five of the last seven games, including more than 500 yards of total offense twice, and produced FSU's first game with at least 250 yards rushing and passing since 2016.

Thomsen came to Tallahassee following three years coaching the offensive line at TCU, his alma mater. He was the head coach at Abilene Christian from 2005-11 and also brought experience as an assistant at Arizona State, Texas Tech and Central Arkansas.

During his three years at TCU, Thomsen directed one of the top offensive lines in the country and coached five all-conference performers. The Horned Frogs led the Big 12 in fewest sacks allowed in each of his first two seasons, averaging 1.23 sacks allowed per game in 2018 and 1.29 in 2017 to rank 14th and 19th, respectively, in the country. The 2019 line paved the way for the Horned Frogs to average 204.0 rushing yards per game.

Thomsen made an immediate impact in the 2017 season as the Horned Frogs played in the Big 12 Championship Game and won 11 games behind an offensive line that placed all four seniors into the NFL. Joseph Noteboom was drafted in the third round by the Los Angeles Rams, while Matt Pryor was a sixth-round pick by the Philadelphia Eagles. Additionally, Patrick Morris and Austin Schlottmann signed free-agent contracts and both made the Denver Broncos active roster.

Thomsen mentored Lucas Niang, a 2020 third-round pick by the Kansas City Chiefs, to All-Big 12 honors in 2018 after the junior started all 13 games and did not allow a sack the entire season. Niang was a preseason All-Big 12 selection and had started 27 career games at right tackle before undergoing season-ending surgery in October of 2019. The 2019 season featured an offensive line blocking for the sixth-best red zone offense in the country, led by senior guard Cordel Iwuagwu returning from an injury that cost him most of 2018 to earn All-Big 12 accolades. Iwuagwu and linemate Anthony McKinney were signed by the Houston Texans and Tennessee Titans, respectively.

Thomsen was the assistant head coach and offensive line coach at Arizona State from 2013-16, spending the first three years with Sun Devils' offensive coordinator Mike Norvell and helping lead ASU to the 2013 Pac-12 Championship Game. Their 2014 offense gained 5,750 yards, 3,556 of those through the air, and ranked 13th in the nation with 34 touchdown passes. The 2013 team's average of 39.7 points per game ranked 10th nationally.

Thomsen coached five different Sun Devil linemen to All-Pac 12 recognition. Three of his linemen were drafted as Jamil Douglas was a fourth-round pick by the Miami Dolphins in 2015, Christian Westerman went to the Cincinnati Bengals in the fifth round of the 2016 NFL Draft and Sam Jones was a sixth-round selection by the Denver Broncos in 2018. Additionally, Quinn Bailey was a rookie with the Broncos in 2019 and Cohl Cabral was a 2020 signee by the Los Angeles Rams.

CHRIS THOMSEN COACHING HISTORY

2020-	Florida State Deputy Head Coach/Tight Ends Coach
2017-19	TCU Offensive Line Coach
2013-16	Arizona State Asst Head Coach/Offensive Line Coach
2012	Texas Tech Offensive Line Coach
2005-11	Abilene Christian Head Coach
2003-04	Central Arkansas Offensive Line Coach/ Recruiting Coordinator
2001-02	Wichita Falls (Texas) HS Offensive Coordinator
1998-99	Abilene Christian Offensive Coordinator
1997	Abilene Christian Defensive Line Coach
1995-96	Abilene Christian Offensive Line Coach
1994	Abilene Christian Graduate Assistant Coach

Prior to his time in Tempe, Thomsen spent the 2012 campaign as the offensive line coach at Texas Tech. That year, Texas Tech led the Big 12 and ranked second nationally in passing with an average of 355.9 yards per game. He was named interim head coach for the Meineke Car Care Bowl of Texas and led the Red Raiders to a 34-31 win over Minnesota. He coached Indianapolis Colts third-round pick Le'Raven Clark and free-agent signee LaAdrian Waddle who started as a rookie in 2013 for the Detroit Lions and played seven seasons in the NFL.

During Thomsen's time as the head coach at Abilene Christian, he led the Wildcats to a 51-21 record and six straight trips to the Division II playoffs with the 2008 team advancing to the quarterfinal round. He was a four-time Lone Star Conference Coach of the Year, receiving the honor in 2006, 2007, 2008 and 2010. ACU won Lone Star Conference championships in 2008 and 2010, winning 11 games both seasons. Prior to his arrival, the Wildcats had never played in the Division II playoffs and had not won a conference championship since 1977.

In the second round of the 2008 playoffs, Thomsen led ACU to a win in the highest-scoring game in NCAA history. His team defeated West Texas A&M 93-68 as the teams combined to break 45 Division II records. That year, the Wildcats led the NCAA with 558.8 yards per game and 52.3 points per game. In 2007, Abilene Christian ranked first in Division II with an average of 49.2 points per game and second with 544.8 yards per game.

Thomsen had five draft picks at Abilene Christian. Danieal Manning was picked in the second round of the 2006 NFL Draft by the Chicago Bears, the first non-Division I player taken in 2006 and the highest ACU pick since 1977. Johnny Knox was a fifth-round selection by Chicago in 2009 and Bernard Scott, who earned the Harlon Hill Trophy as Division II's MVP in 2008, was taken in 2009's sixth round by the Cincinnati Bengals. Clyde Gates was a fourth-round pick by the Miami Dolphins in 2011, and Daryl Richardson was taken in the seventh round by the St. Louis Rams in 2012. He also helped develop wide receiver Taylor Gabriel, who had more than 2,000 career receiving yards in six NFL seasons, and running back Charcandrick West, who played five seasons with the Kansas City Chiefs.

Before becoming the head coach at Abilene Christian, Thomsen served as Central Arkansas' offensive line coach and recruiting coordinator in 2003 and 2004. He began his coaching career in 1994 as a graduate assistant at Abilene Christian, before spending two seasons as the offensive line coach and one as the defensive line coach. He was named the Wildcats' offensive coordinator in 1998. After spending one season away from football, he got back into coaching as the offensive coordinator at Wichita Falls High School in 2001 and 2002.

Thomsen played football and baseball at TCU, lettering for the Horned Frogs on the gridiron from 1988-90 and on the diamond in 1991. During his lone season with the baseball team, he earned All-Southwest Conference, All-America and TCU Male Athlete of the Year honors after nearly hitting for the triple crown. He led the SWC with 21 home runs and 70 RBI, while his .373 batting average was second in the conference. Thomsen was selected in the 17th round of the Major League Baseball Draft by the Oakland Athletics and played two seasons in Oakland's minor league system.

After retiring from baseball, he returned to play one season on the football team at Abilene Christian. He was a second-team All-American and first-team All-Lone Star Conference tight end for the Wildcats in 1993.

Thomsen earned his bachelor's degree in criminal justice from TCU in 1993 and completed a master's degree in secondary education from Abilene Christian in 2000.

BLUE ADAMS
CORNERBACKS

Experience: 1st Season at FSU | 14th Season as collegiate coach
Hometown: Miami, Fla. | Alma Mater: Cincinnati, 2003

Blue Adams was hired as Florida State's cornerbacks coach on December 20, 2025, and enters his first season with the Seminoles in 2026.

Adams, who is from Miami and played at Miami Senior High School, brings 16 years of coaching experience following a six-year NFL playing career. He most recently was the defensive backs coach at Michigan State and also has experience with the Miami Dolphins and at South Florida, Oregon State, West Virginia, Purdue and Northern Iowa. He has overseen the development of four NFL Draft picks, two All-Americans and 24 all-conference selections.

Adams spent the 2024 and 2025 seasons as the secondary coach at Michigan State. In his first season in East Lansing, Adams oversaw the development of All-Big Ten cornerback Charles Brantley. Brantley, from Sarasota, ranked second in the conference in interceptions per game and passes defended per game, and his 101 interception return yards were the conference's fourth-highest total. The 2025 secondary was led by Malik Spencer, a Georgia native who posted a team-high six pass breakups and totaled 52 tackles.

Prior to his time at Michigan State, Adams was the secondary coach at Oregon State for five years. He helped the Beavers post winning records and reach a bowl game in each of his final three years, the program's longest streak of winning seasons since 2006-09. While at Oregon State, Adams developed 14 all-conference performers, a first-team All-American and three NFL Draft picks.

In 2023, Oregon State ranked third in the Pac-12 with 12 interceptions and had the conference's fifth-best passing defense, allowing 236.2 yards per game through the air with only two passing plays of more than 50 yards, the second-lowest total in the conference. That year, his secondary was led by first-team All-American Kitan Oladapo who ranked fifth in the Pac-12 with nine passes defended and was selected by the Green Bay Packers in the fifth round of the 2024 NFL Draft. Additionally, true freshman Jermod McCoy also registered nine pass breakups, senior Jaden Robinson broke up eight passes, Ryan Cooper Jr. added seven pass breakups and junior Akili Arnold recorded six pass breakups as OSU tied for the Pac-12 lead having five players with at least six pass breakups.

The 2022 Oregon State defensive backfield produced the best pass efficiency defense in the Pac-12 and ranked 13th in the country in that category. That year's secondary was highlighted by first-team All-Pac-12 performer Rejzohn Wright and second-team all-conference selection Jaydon Grant and also included 2023 NFL Draft pick Alex Austin. Adams also coached third-round NFL Draft pick Nashon Wright, who was taken 99th overall in 2021 by the Dallas Cowboys to become the Beavers' highest-drafted defensive back since 2015 and only the seventh top-100 draft pick from the secondary in program history.

As the secondary coach at South Florida in 2017 and 2018, Adams helped the Bulls win 17 games and reach two bowl games while coaching two All-AAC performers. The 2017 defense led the American and ranked second in the country with 20 interceptions while also boasting the conference's best marks in pass efficiency defense, total defense and scoring defense. Devin Abraham's five interceptions ranked second in the conference, and Deatrick Nichols was second with 15 passes defended and 12 pass breakups.

At West Virginia, Adams coached All-American Rasul Douglas, who led the nation with eight interceptions and was a first-team All-Big 12 cornerback. After helping the Mountaineers to a 10-win season that ended with WVU ranked 18th in the country, Douglas was picked in the third round of the 2017 NFL Draft by the Philadelphia Eagles and won Super Bowl LII in his rookie season.

Adams coached three seasons in the NFL as the Miami Dolphins assistant defensive backs coach. Cornerback Brent Grimes was selected for the Pro Bowl in all three seasons he was coached by Adams, and Reshad Jones joined him at the Pro Bowl in 2015.

He began his coaching career as a graduate assistant at Purdue in 2010, where he worked with second-team All-Big Ten cornerback and fifth-round NFL Draft selection Ricardo Allen. Adams then moved to coach the secondary at Northern Iowa for two seasons, where he helped the Panthers win the 2011 Missouri Valley Conference title and advance to the quarterfinal round of the FCS Playoffs. Under Adams' leadership, cornerback Varmah Sonie earned all-conference honors in 2011 and 2012.

Adams was selected by the Detroit Lions in the 2003 NFL Draft. He appeared in 50 games over his six-year playing career, seeing action with the Jacksonville Jaguars, Tampa Bay Buccaneers and Cincinnati Bengals. He helped Tampa Bay win the NFC South in 2005 and appeared in all 16 games for the Buccaneers in 2006.

Adams was a four-year letterwinner at Cincinnati and earned second-team All-Conference USA honors his junior season. After helping the Bearcats reach three consecutive bowl games, he earned his bachelor's degree in criminal justice from Cincinnati in 2003.

BLUE ADAMS COACHING HISTORY

2026-	Florida State Cornerbacks Coach
2024-25	Michigan State Secondary Coach
2019-23	Oregon State Secondary Coach
2017-18	South Florida Secondary Coach
2016	West Virginia Defensive Backs Coach
2013-15	Miami Dolphins Assistant Defensive Backs Coach
2011-12	Northern Iowa Secondary Coach
2010	Purdue Graduate Assistant

EVAN COOPER
SAFETIES

Experience: 2nd Season at FSU | 6th Season as collegiate coach
Hometown: Miami, Fla. | Alma Mater: Temple, 2009
Family: wife, Andisha; son, Evan III; daughter, Madison

Evan Cooper, an NFL and college coaching veteran, enters his second season as Florida State's safeties coach in 2026 after being hired on December 7, 2024.

A Miami native who attended American Heritage, Cooper brings more than a decade of coaching experience and reunites with FSU defensive coordinator Tony White, who he was with at Nebraska in 2023, and defensive line coach Terrance Knighton, his college teammate and fellow coach with the Carolina Panthers and at Nebraska.

In his first season at Florida State, the Seminoles ranked second in the ACC with 190.8 passing yards per game allowed, a top-30 mark nationally. FSU held seven opponents under 200 passing yards and ended the season with three consecutive games allowing less than 200 yards.

Cooper's safeties tallied seven interceptions, with second-team All-ACC selection Earl Little Jr. catching four and Edwin Joseph grabbing three. Little led FSU with 76 tackles, four interceptions and two forced fumbles and was one of two players in the ACC with at least 75 tackles and four interceptions on the season.

Little, Joseph and safety Ashlynd Barker all made their first career starts in Cooper's first game at Florida State, a 31-17 win over No. 8 Alabama. Barker's 48 tackles were second on the team and he finished with 3.5 sacks on the season, the third-most for an FSU defensive back over the last 20 seasons.

Florida State was one of nine teams nationally to have at least three players with three interceptions. Little's four interceptions were the most for a Seminole since 2021 and his three-game streak with an interception was the longest at FSU since 2016.

The 2023 Nebraska defense, with Cooper serving as the defensive passing game coordinator and secondary coach, produced four All-Big Ten defensive backs. The quartet was led by Tommi Hill, whose 13 passes defended were the most in the conference. Hill also ranked third in the Big Ten with nine pass breakups while posting the conference's fifth-highest individual interceptions total.

The Huskers held opponents to only 6.1 yards per pass attempt, ninth-lowest in the country, and had the nation's 15th-best passing efficiency defense. Nebraska kept seven of 12 opponents to less than 200 passing yards, including two under 100 yards. The Huskers allowed only 92.9 rushing yards per game, the No. 8 rushing defense in the country and the best at Nebraska this century, while also ranking 11th nationally in total defense and 13th in scoring defense. Hill led the team with 85 tackles and fellow defensive back Omar Brown tied for second among Huskers with 51 tackles.

Cooper was the Carolina Panthers' cornerbacks coach and director of player evaluation from 2020-22. In 2021, Carolina had the NFL's No. 2 total defense, allowing 305.9 yards per game. Cooper's cornerbacks contributed to the league's No. 4 pass defense, holding opponents to only 192.1 passing yards per game, and the fifth-lowest completions allowed total in the NFL.

After a brief stint as the assistant director of player personnel at Miami early in 2015, Cooper was hired as Temple's director of player personnel. He served in that role in 2015 and 2016, helping the Owls reach 10 wins both years and qualify for bowl games in consecutive seasons for the first time in program history. The 2016 team also won the AAC, Temple's first conference title in 48 years, by defeating No. 19 Navy in the conference championship game.

Cooper began his coaching career as the defensive backs coach for Westminster Academy in Fort Lauderdale for the 2011 and 2012 seasons. He then accepted a graduate assistant position at Temple in 2013 and moved to the role of director of external operations for the Owls in 2014.

Cooper was a four-year letterman at defensive back for Temple and earned his bachelor's degree in sport and recreational management from Temple in 2009. He and his wife, Andisha, have one son, Evan III, and one daughter, Madison.

Cooper spent three seasons at Baylor and helped lead a major transformation in the program that resulted in a trip to the Sugar Bowl in his last year in Waco. He spent the 2017 season as the Bears' director of player personnel before joining the on-field staff working with the secondary and defensive line in 2018. In 2019, he was promoted to cornerbacks coach and recruiting coordinator and helped the Bears post an 11-3 record with an appearance in the Big 12 Championship Game and Sugar Bowl. That year, Baylor's 17 interceptions ranked fifth in the country and contributed to a group that ranked 18th nationally in pass efficiency defense and 19th in scoring defense.

EVAN COOPER COACHING HISTORY

2025-	Florida State Safeties Coach
2023	Nebraska Defensive Pass Game Coordinator/Secondary Coach
2020-22	Carolina Panthers Cornerbacks Coach/Director of Player Evaluation
2019	Baylor Cornerbacks Coach/Recruiting Coordinator
2018	Baylor Secondary/Defensive Line Coach
2017	Baylor Director of Player Personnel
2015-16	Temple Director of Player Personnel
2014	Temple Director of External Operations
2013	Temple Graduate Assistant
2011-12	Westminster Academy (Fla.) Defensive Backs Coach

HERB HAND
OFFENSIVE LINE

Experience: 2nd Season at FSU | 36th Season as collegiate coach
Hometown: Westmoreland, N.Y. | Alma Mater: Hamilton College, 1990; West Virginia Wesleyan, 1993
Family: wife, Debbie; sons, Trey and Cade; daughter, Bailey

Renowned offensive line coach Herb Hand was named Florida State's offensive line coach on December 10, 2024, and enters his second season at Florida State in 2026.

In 2025, Hand reunited with Florida State head coach Mike Norvell, who he coached with at Tulsa from 2007-09. Hand has coached offensive lines that blocked for rushers that broke the program's career rushing records at West Virginia, Tulsa and Vanderbilt and, most recently, helped RJ Harvey post the second-highest career rushing total in UCF history.

Hand has produced a top-15 rushing offense and top-20 total offense in four consecutive seasons after the Seminoles ranked No. 6 nationally in total offense and 11th in rushing offense in 2025. FSU led the ACC with 472.1 yards per game and 218.7 rushing yards per game, the Noles best rushing output since 1995. Starting center Luke Petitbon earned first-team All-ACC honors, the first Seminole to earn that distinction since 2013.

Petitbon was named the Outland Trophy National Player of the Week after FSU's 31-17 win over No. 8 Alabama, when FSU ran for 230 yards and four touchdowns against the Crimson Tide. Petitbon earned ACC Offensive Lineman of the Week honors against the Tide, and right guard Adrian Medley won ACC honors the following week in FSU's 77-3 win over East Texas A&M, when FSU passed for 368 yards and ran for 361 yards.

Hand's offensive line in 2025 consisted of four one-year transfers that were blocking for a first-year quarterback. The results produced the best single-season turnaround in the country, as FSU had the most-improved total offense, yards per play, third-down offense, scoring offense and passing yards per attempt in 2025 compared to 2024.

Along with Petitbon on the first team, left guard Richie Leonard IV earned All-ACC honorable mention while also being named to the Allstate AFCA Good Works Team, which annually recognizes the nation's top community service participants.

A model of consistency, FSU started just six offensive linemen in 2025: Petitbon, Medley and left tackle Gunnar Hansen started all 12 games; Leonard and right tackle Micah Pettus started 11 games; and sixth-man Jacob Rizy started twice, one game each in place of Pettus and Leonard. The unit did not allow a sack in three games, FSU's most in a season since 2022.

Behind Hand's offensive line, Florida State set school single-game records with 498 rushing yards, eight rushing touchdowns and 27 rushing first downs in FSU's 66-10 win over Kent State. FSU's 775 total yards and 498 rushing yards were the most in the country in 2025.

Prior to Florida State, Hand brought 25 years of coaching experience at the FBS level, with stops at Clemson, West Virginia, Tulsa, Vanderbilt, Penn State, Auburn, Texas and UCF. He has been part of six conference championship teams and three more that won division crowns, and he has coached 40 all-conference performers.

Hand coached eight all-conference linemen while helping UCF produce a top-10 rushing attack in each of his last three seasons in Orlando. The Knights ranked seventh in 2024 with an average of 248.1 yards per game after ranking fourth in 2023 and ninth in 2022. The 2023 team also was eighth in the country in total offense, averaging 487.0 yards per game, fourth in third-down conversion percentage and eighth in passing yards per completion.

UCF's 2024 offense ranked 16th nationally in total offense behind first-team All-Big 12 running back RJ Harvey who ranked in the top five nationally in all-purpose yards, points per game, rushing yards per game and rushing touchdowns. Hand wrapped up his first season in Orlando with 288 rushing yards in a win over Florida in the 2021 Gasparilla Bowl before helping the Knights reach the 2022 AAC Championship Game with an offense that averaged 469.6 yards per game to rank 16th in the country in total offense.

His time at Texas produced nine All-Big 12 linemen that helped the Longhorns earn three bowl wins, including a victory over No. 6 Georgia in the Sugar Bowl to conclude the 2018 season. In 2020, left tackle Samuel Cosmi earned first-team all-conference and third-team All-America accolades before being selected in the second round of the 2021 NFL Draft.

Hand worked for two seasons at Auburn, where he produced a Joe Moore Award finalist unit in 2017 led by first-team All-American and the conference's Jacobs Blocking Trophy winner Braden Smith. The line also blocked for running back Kerryon Johnson, the SEC's Offensive Player of the Year and a second-team All-American. That year, the Tigers were one of five teams in the country to average at least 230 passing yards and 215 rushing yards per game and also broke the school's single-season record by scoring at least 40 points in eight games. The 2016 Auburn offensive line featured two All-Americans and three All-SEC selections. Running back Kamryn Pettway ranked 11th in the country with his SEC-best average of 122.4 rushing yards per game.

Before his time at Auburn, Hand spent two seasons as Penn State's run game coordinator and offensive line coach. In 2015, his group paved the way for Big Ten Freshman of the Year Saquon Barkley to break the program's freshman rushing record with 1,076 yards on the ground. Hand's first season in Happy Valley produced second-round NFL Draft pick Donovan Smith who went on to a nine-year NFL career that included wins in Super Bowl LV with Tampa Bay and Super Bowl LVIII with Kansas City.

Hand coached the offensive line at Vanderbilt for four seasons from 2010-13 and added run game coordinator responsibilities in 2013. With Hand as the run game coordinator, the Commodores rushed for 34 touchdowns, including a single-season school-record 14 rushing scores by Jerron Seymour. Prior to Seymour's breakout performance, Hand's offensive line helped Zac Stacy break Vanderbilt records for rushing yards in a season and in a career.

Hand joined the Vanderbilt staff after three years at Tulsa. With Hand, Norvell and former Florida State offensive coordinator Gus Malzahn on staff, Tulsa put together the best offense in the nation. The 2007 offense averaged 543.9 yards and 41.1 points per game before improving to 569.9 yards and 47.2 points per game in 2008. Tulsa led the nation in total offense in 2007 and 2008 and ranked second nationally in scoring offense in 2008. In 2009, Hand and Norvell continued the run by marking the first time in program history the Golden Hurricane had a 1,000-yard receiver in three consecutive seasons.

Before his time at Tulsa, Hand was the tight ends coach and recruiting coordinator at West Virginia from 2001-06, helping the Mountaineers win three conference championships and earn five consecutive bowl appearances. The 2006 team finished 11-2 after defeating Georgia in the Sugar Bowl and produced an offense that ranked No. 2 nationally in rushing, No. 3 in scoring and No. 4 in total offense.

Hand began his collegiate coaching career as a graduate assistant coaching linebackers at West Virginia Wesleyan. He was then defensive coordinator at Glenville State from 1994-96, helping the Pioneers win three straight conference championships, before moving to Concord College as defensive coordinator and special teams coordinator in 1997 and 1998. He moved into FBS coaching as an offensive graduate assistant at Clemson in 1999 and 2000, helping the Tigers reach the Peach Bowl and the Gator Bowl.

Hand earned his bachelor's degree in history from Hamilton College in 1990 and completed his master's degree in business administration from West Virginia Wesleyan in 1993. He was a three-year starter on the offensive line at Hamilton College, where he also served as a team captain and earned All-New England Small College Athletic Conference honors in 1989.

Hand and his wife, Debbie, have two sons, Trey and Cade, and one daughter, Bailey.

HERB HAND COACHING HISTORY

2025-	Florida State Offensive Line Coach
2021-24	UCF Offensive Line Coach
2018-20	Texas co-Offensive Coordinator/Offensive Line Coach
2016-17	Auburn Offensive Line Coach
2014-15	Penn State Run Game Coordinator/Offensive Line Coach
2013	Vanderbilt Run Game Coordinator/Offensive Line Coach
2010-12	Vanderbilt Offensive Line Coach
2009	Tulsa Associate Head Coach/Offensive Coordinator/Offensive Line Coach
2008	Tulsa co-Offensive Coordinator/Offensive Line Coach/Director of Recruiting
2007	Tulsa co-Offensive Coordinator/Offensive Line Coach
2001-06	West Virginia Tight Ends Coach/Recruiting Coordinator
1999-2000	Clemson Graduate Assistant
1997-98	Concord College Defensive Coordinator/Special Teams Coordinator
1994-96	Glenville State Defensive Coordinator
1991-93	West Virginia Wesleyan Graduate Assistant

TERRANCE KNIGHTON
DEFENSIVE LINE

Experience: 2nd Season at FSU | 6th Season as collegiate coach
Hometown: Windsor, Conn. | Alma Mater: Temple, 2009

Terrance Knighton enters his second season as Florida State's defensive line coach in 2026 after being hired on December 6, 2024.

Under Knighton's leadership in 2025, senior Darrell Jackson Jr. earned honorable mention All-ACC recognition after a career-high 45 tackles. True freshman Mandrell Desir was a Freshman All-American and runner-up for ACC Defensive Rookie of the Year after recording 30 tackles, 7.5 tackles for loss and 6.5 sacks, one forced fumble and one pass breakup.

Desir's 6.5 sacks were the most for an FSU true freshman since 2016, when current New York Giant Brian Burns had 9.5. Desir also ended his season with at least 0.5 sacks in five consecutive games, the first Seminole to do that since ACC Defensive Player of the Year DeMarcus Walker in 2016. Desir's sacks and TFL totals led all ACC freshmen.

Darryll Desir, Mandrell's twin brother, added 23 tackles, 1.0 sack and 1.5 tackles for loss. Darryll Desir's seven tackles at NC State were the most for a true freshman defensive lineman at FSU since College Football Hall of Famer Ron Simmons in 1977.

Knighton's first game at Florida State, against No. 8 Alabama, saw his Seminoles hold the Crimson Tide to just 87 rushing yards, including 32 yards on 17 carries after the opening drive. FSU held No. 3 Miami to 97 rushing yards and Kent State to 43 rushing yards, the fewest in head coach Mike Norvell's six seasons at Florida State.

Along with Jackson and the Desir twins, five other Seminoles started on the defensive line in 2025, including defensive tackle Daniel Lyons, who started all 12 games next to Jackson.

Knighton quickly rose to prominence coaching defensive linemen, building on a seven-year NFL playing career with coaching roles in the NFL and in two different college programs. He spent the 2023 and 2024 seasons as Nebraska's defensive line coach after two years as a coaching assistant for the Carolina Panthers working with the defensive line.

In 2024, Nebraska ranked 14th nationally in rushing defense, 19th in total defense and 20th in scoring defense. The Huskers held five opponents to 10 or fewer points and six opponents to fewer than 300 yards of total offense, including limiting Ohio State to 285 yards when the Buckeyes entered the game averaging more than 500 yards of total offense. The Huskers allowed only six rushing touchdowns, the third-fewest in the nation, and held 10 opponents without a rushing touchdown, including all seven at home. Nebraska kept all its home opponents out of the end zone on the ground for the first time since 1939 and was the first team nationally since 2021 to not allow a rushing touchdown at home.

In Knighton's first season at Nebraska, the Huskers allowed only 92.9 rushing yards per game, the eighth-best rushing defense in the country and the best at Nebraska this century, while also ranking 11th nationally in total defense and 13th in scoring defense. All 13 of the Huskers' defensive linemen who recorded a tackle set new single-season career-highs, and three defensive linemen earned All-Big Ten acclaim.

In his two seasons with the Carolina Panthers, Knighton served as a coaching assistant working with the defensive line. In 2021, his first year coaching in the NFL, the Panthers ranked second in the league in total defense and allowed only 4.1 yards per rush, the No. 9 yards-per-carry defense in the NFL. The 2022 team held opponents to only 4.3 yards per rush to rank 12th in the league.

Knighton began his coaching career as Wagner's defensive line coach for the 2019 and 2020 seasons. In his first season as a collegiate coach, Knighton oversaw the development of three all-conference defensive linemen, including NEC Defensive Player of the Year and All-American Cam Gill. Gill and fellow defensive lineman Chris Williams both earned invitations to the East-West Shrine Game, the first defensive players to earn an opportunity to participate in the pre-NFL Draft showcase event. They both went on to enjoy extended NFL careers.

Knighton was a standout defensive lineman at Temple and went on to play seven seasons in the NFL for Jacksonville, Denver and Washington. He played in 46 games with 34 starts during his four-year college career and in 2008 became the first Owl to earn first-team All-MAC honors. He was selected in the third round of the 2009 NFL Draft by the Jaguars and earned All-Rookie honors after starting all 16 games in 2009.

After playing four seasons in Jacksonville, he played the 2013 and 2014 seasons in Denver, starting all 36 games over those two seasons and helping the Broncos reach Super Bowl XLVIII. He played the 2015 season in Washington and started all 15 games played. He finished his career with 230 tackles, including 34.0 for loss and 14.0 sacks, 11 pass breakups, three forced fumbles and two fumble recoveries.

Knighton earned his bachelor's degree in criminal justice from Temple in 2009.

TERRANCE KNIGHTON COACHING HISTORY

2025-	Florida State Defensive Line Coach
2023-24	Nebraska Defensive Line Coach
2022	Carolina Panthers Assistant Defensive Line Coach
2021	Carolina Panthers Coaching Assistant
2019-20	Wagner Defensive Line Coach

KAM MARTIN
RUNNING BACKS

Experience: 1st Season at FSU | 6th Season as collegiate coach
Hometown: Port Arthur, Texas | Alma Mater: Auburn, 2019
Family: wife, Torie

Kam Martin, who has coached a 1,000-yard rusher every year as a position coach, was named Florida State's running backs coach on January 2, 2026.

Martin joined Florida State after one season as the running backs coach at Tulsa, two years as the running backs coach at UCF and one year coaching running backs at Incarnate Word. In those four seasons, he has overseen the development of four 1,000-yard rushers and a combined 31 individual 100-yard rushing games.

In 2025 at Tulsa, he developed Dominic Richardson into one of the American Conference's premier running backs. Richardson hit the 1,000-yard rushing mark for the first time in his career, finishing the year with 1,065 yards and an average of 5.02 yards per carry that ranked third in the conference among players with at least 200 rushing attempts. Richardson posted four 100-yard games, highlighted by a career-high 203 yards in a win at Army that made him only the fifth Golden Hurricane player to reach 200 yards in a game over the last 30 years.

Martin spent the 2023 and 2024 seasons as running backs coach at UCF when former Florida State offensive coordinator Gus Malzahn was the Knights' head coach. Martin coached RJ Harvey, who was selected in the second round of the 2025 NFL Draft, to first-team All-Big 12 honors in 2024 and back-to-back years as a Doak Walker Award semifinalist, the first rusher in UCF history to twice be a semifinalist for the award presented to the nation's best running back. Harvey rushed for 1,416 yards in his first season under Martin, at the time the third-highest single-season total in UCF history, before topping that with 1,577 yards in 2024 to put his name in second on the program's single-season list.

Harvey had a phenomenal 2024 season, totaling 1,577 yards on the ground with nine 100-yard rushing games, including a stretch of six consecutive games hitting the century mark, and 22 rushing touchdowns. His average of 6.80 yards per rush was the highest in the Big 12 and seventh nationally, while his rushing yards total was second in the conference and sixth in the country. Harvey's conference-leading rushing touchdowns total and average of 158.17 all-purpose yards per game both ranked fourth in the nation. Harvey tied UCF's single-game school record with four touchdowns scored in the win over Sam Houston. As a team, UCF led the Big 12 and ranked fifth in the country with an average of 248.1 rushing yards per game and ranked 14th in the country with 447.8 yards of total offense per game.

In 2023, Martin helped UCF make a successful transition into the Power 4 level as a new member of the Big 12 Conference. That year, Martin directed Harvey to his first 1,000-yard season as the primary back on an offense that ranked fourth in the country in rushing and eighth in total offense. Individually, Harvey's 16 rushing touchdowns and 1,416 total rushing yards were sixth nationally, and his 17 total touchdowns ranked eighth in the country. Harvey topped 100 yards in seven games, including a career-high 206 yards in the 45-3 win over No. 15 Oklahoma State.

In his first season as a full-time position coach, Martin's rushing attack helped pace Incarnate Word to a school-record 12 wins and into the semifinal round of the FCS Playoffs for the first time in program history. The Cardinals rushed for 3,011 yards, the seventh-highest total in FCS that season and a single-season school record by more than 1,000 yards, and led the nation with an average of 51.5 points per game.

Marcus Cooper broke single-season program records for rushing yards, rushing yards per game, 100-yard rushing games and all-purpose yards and was second on UIW's single-season lists for rushing touchdowns, yards per rush and all-purpose yards per game.

Cooper ran the ball 212 times for 1,436 yards and 12 touchdowns while averaging 6.77 yards per rush and 132.7 all-purpose yards per game. His rushing yards total was the sixth-most in FCS that season, and his yards-per-rush average ranked 10th nationally. He posted four consecutive 100-yard rushing games, another school record, including a single-game record 254 yards in the regular season finale at Northwestern State and eclipsed the century mark in all three FCS Playoff games.

Martin began his coaching career as a recruiting and offensive assistant at UCF. The 2021 Knights won nine games, including the Gasparilla Bowl over Florida, behind the AAC's No. 2 rushing offense. UCF averaged 196.3 yards per game on the ground and led the country with a fourth-down success rate of 84.6 percent. Isaiah Bowser ranked fourth in the conference in rushing touchdowns, and Johnny Richardson had the conference's sixth-highest rushing yards total.

Originally from Port Arthur, Texas, Martin played at Auburn under Malzahn. He finished his collegiate career with 1,564 rushing yards, a top-30 total in Auburn history, and helped the Tigers reach four bowl games, including a Sugar Bowl and a Peach Bowl appearance.

Martin earned his bachelor's degree in interdisciplinary studies from Auburn in 2019. He is married to the former Torie Frederick.

KAM MARTIN COACHING HISTORY

2026-	Florida State Running Backs Coach
2025	Tulsa Associate Head Coach/Running Backs Coach
2023-24	UCF Running Backs Coach
2022	Incarnate Word Running Backs Coach
2021	UCF Recruiting & Offensive Assistant

ADAM SCHEIER
SPECIAL TEAMS COORDINATOR

Experience: 1st Season at FSU | 31st Season as collegiate coach
Hometown: Bronx, N.Y. | Alma Mater: Dartmouth, 1995; Columbia, 1998
Family: wife, Erica; daughters Callie, Riley and Maddie; son Brady

Veteran special teams coordinator Adam Scheier is in his first season at Florida State after being hired as FSU's special teams coordinator on January 12, 2026.

Scheier brings 24 years of special teams coordinator experience to Tallahassee. He has coached an all-conference kicker or punter in 20 of those seasons and has overseen the development of four top-10 special teams efficiency units in the last 13 years. His units have scored nine touchdowns in the last six years, the fourth-highest total among special teams coordinators nationally.

Scheier was UNLV's special teams coordinator in 2025, helping the Rebels reach the MWC Championship Game after a 10-win season. UNLV led the Mountain West and ranked eighth nationally in blocked punts and had the conference's third-best punt return defense. The Rebels were one of four teams in the country to have multiple players return a punt for a touchdown.

Before UNLV, Scheier was Temple's special teams coordinator and tight ends coach for three seasons. In 2024, kicker Maddux Trujillo became the third kicker in NCAA history to make two 60-yard field goals in a single season. He earned second-team All-AAC honors after becoming responsible for the only two 60-yard field goals in conference history. Trujillo made a 64-yard field goal against Utah State to set the AAC, Temple and Lincoln Financial Field records for longest field goal and then two weeks later made a 60-yard field goal at UConn that set the Pratt & Whitney Stadium record. Additionally, punter Dante Atton was a third-team all-conference honoree by CFN.

In 2023, Sam Martin was named a second-team all-conference kick returner by Phil Steele after collecting 548 return yards, the second-highest total in the conference, including a 95-yard touchdown that was Temple's first kickoff return touchdown in five seasons. Kicker Camden Price led the team in scoring while making 13 of his 14 field goal attempts in 2022, and punter Mackenzie Morgan was recognized on the Ray Guy Award Watch List.

Scheier produced two top-10 special teams units in his two seasons at Rutgers. In 2020, the Scarlet Knights ranked No. 7 in ESPN's special teams efficiency ratings before improving to No. 4 in the country in 2021. In 2021, Rutgers broke the NCAA's single-season net punting record with an average of 45.82 yards per punt while also ranking in the top 25 nationally in punt return defense, kickoff return defense and punt return average. Punter Adam Korsak earned second-team All-America honors and was a Ray Guy Award finalist who was joined on the first-team All-Big Ten squad by long snapper Billy Taylor. Korsak was a second-team All-Big Ten selection in 2020 after breaking the school's single-season net punting record.

The 2020 team recorded two kickoff return touchdowns and one punt return touchdown, one of four teams nationally to have at least three kick return touchdowns and one of 10 with at least one kickoff and one punt return touchdown. Rutgers' Big Ten-best average of 25.73 yards per kickoff return ranked 16th in the country. Aron Cruickshank was named the Big Ten's Rodgers-Dwight Return Specialist of the Year, first-team All-Big Ten and an honorable mention All-American after tying for first in the country with two kickoff return touchdowns and averaging 26.8 yards per return.

Before his time in the ACC and Big Ten, Scheier developed elite special teams play in his time at Bowling Green. During his five years coordinating the Falcons' special teams units, Bowling Green blocked 16 kicks, scored four punt return touchdowns and added three kickoff return touchdowns. In 2013, the Falcons ranked fourth in the country in punt return average and 14th in kickoff return average while leading the conference in both categories. Punter Brian Schiemdebusch, who was a two-time All-MAC selection, ranked fifth nationally with an average of 45.3 yards per punt that was the eighth-best single-season average in conference history in 2011.

In 2018, Scheier was a Broyles Award nominee for his work as Texas Tech's special teams coordinator. That year, the Red Raiders were one of only three schools in the country to produce a semifinalist for the Lou Groza Award and the Ray Guy Award. Kicker Clayton Hatfield earned first-team All-Big 12 honors after scoring 106 points and ranking sixth nationally in field goal percentage. Punter Dominic Panazzolo dropped 21 punts inside the 20-yard line, and returner De'Quan Bowman's 906 combined kick return yards ranked fourth in the country.

Scheier was Ohio State's special teams quality control coach in 2017, helping the Buckeyes win the Big Ten championship and finish No. 5 in the AP poll. Ohio State ranked ninth in the country in punt average, 10th in kickoff return defense and 17th in kickoff returns while producing an All-Big Ten kicker, punter and return specialist. In his three seasons at Wake Forest, Scheier produced a two-time Ray Guy Award semifinalist and the Demon Deacons led the ACC in net punting twice. The 2014 team ranked fourth nationally in net punting and 13th in kickoff return defense, and the 2015 team had the country's eighth-best net punting average.

Scheier was a four-year letterman at Dartmouth and earned the team's Special Teams Player of the Year award as a senior. After his playing career, he began coaching the secondary at his alma mater in 1996 before spending three seasons as the safeties and outside linebackers coach at Columbia. His first special teams coordinator role came at Princeton from 2000-01, and then he spent seven seasons coordinating special teams at Lehigh.

Scheier earned his bachelor's degree in psychology from Dartmouth in 1995 and completed his master's degree in education from Columbia in 1998. He and his wife, Erica, have three daughters, Callie, Riley and Maddie, and one son, Brady.

ADAM SCHEIER COACHING HISTORY

2026-	Florida State Special Teams Coordinator
2025	UNLV Special Teams Coordinator
2022-24	Temple Special Teams Coordinator/Tight Ends Coach
2020-21	Rutgers Special Teams Coordinator
2019	Mississippi State Senior Special Teams Consultant
2018	Texas Tech Special Teams Coordinator
2017	Ohio State Special Teams Quality Control
2014-16	Wake Forest Special Teams Coordinator/Tight Ends Coach
2009-13	Bowling Green Special Teams Coordinator/Tight Ends Coach
2005-08	Lehigh Special Teams Coordinator/Wide Receivers Coach
2002-04	Lehigh Special Teams Coordinator/Running Backs Coach
2000-01	Princeton Special Teams Coordinator/Wide Receivers Coach
1997-99	Columbia Safeties & Outside Linebackers Coach
1996	Dartmouth Secondary Coach

ERNIE SIMS
LINEBACKERS

Experience: 3rd Season at FSU | 7th Season as collegiate coach
Hometown: Tallahassee, Fla. | Alma Mater: Florida State, 2018
Family: wife, Brooke; sons, Ernie IV and Major; daughters Savannah and Bella

Ernie Sims, an All-American at FSU and the No. 9 overall pick in the 2006 NFL Draft, is in his third season on staff and first as linebackers coach in 2026.

Sims was a defensive analyst for the Seminoles in 2024 and served as assistant linebackers coach in 2025. During the 2025 season, he helped guide a group that featured five linebackers with at least 35 tackles on a defense that ranked second in the ACC in pass defense and in the top five in the conference in total defense and sacks per game.

Sims returned to Tallahassee after spending the 2023 season as UCF's linebackers coach. There, he guided Jason Johnson to first-team All-Big 12 recognition after Johnson's total of 114 tackles ranked second in the Big 12 and 26th nationally. The Knights won six games in their first season in the Big 12 and played in the Gasparilla Bowl behind a defense that ranked in the top five in the conference in passing yards allowed, pass efficiency defense, scoring defense and sacks.

Sims was on staff at South Florida from 2020-22, beginning as an analyst before being promoted to linebackers coach in 2021 and serving as the Bulls' defensive coordinator for the final three games of the 2022 season. At South Florida, Sims coached Antonio Grier to second-team All-AAC recognition. Sims began his collegiate coaching career in 2018 as FAU's strength and conditioning coordinator before spending the 2019 season as director of football operations for the Owls.

At the time of his selection by the Detroit Lions, Sims was the 12th top-10 pick from Florida State. He was named to the All-Rookie Team in 2006 after starting all 16 games of his rookie season and recording 124 tackles. His 134 tackles in 2007 ranked fourth in the league. After appearing in 109 games for the Lions, Philadelphia Eagles, Indianapolis Colts and Dallas Cowboys over his eight-year NFL career, Sims accumulated 623 total tackles, with 26.0 tackles for loss and 5.5 sacks, 14 quarterback hurries, six forced fumbles, three fumble recoveries and one interception.

A Tallahassee native, Sims attended North Florida Christian and was rated the No. 1 overall recruit nationally in the Class of 2003. In his three seasons at Florida State, Sims helped the Seminoles win 27 games and two ACC championships, including the inaugural ACC Championship Game over No. 5 Virginia Tech. He was named a first-team All-American in 2004 and finished his career with 200 tackles, including 21.0 for loss with 7.0 sacks, three forced fumbles, two interceptions, one fumble recovery and one blocked kick.

Sims returned to school after his NFL career and completed his bachelor's degree in social science from Florida State in 2018. He and his wife, Brooke, have four children, Ernie IV, Major, Savannah and Bella.

ERNIE SIMS COACHING HISTORY

2026-	Florida State Linebackers Coach
2025	Florida State Assistant Linebackers Coach
2024	Florida State Analyst (Defense)
2023	UCF Linebackers Coach
2021-22	South Florida Linebackers Coach
2020	South Florida Analyst (Defense)
2019	FAU Director of Operations
2018	FAU Strength & Conditioning Coordinator

AUSTIN TUCKER
QUARTERBACKS

Experience: 7th Season at FSU | 11th Season as collegiate coach
Hometown: Springdale, Ark. | Alma Mater: Arkansas, 2011
Family: wife, Adrienne; daughters Willa and Finley; sons Zeke, Nash and Watson

Austin Tucker enters his seventh season at Florida State and first as quarterbacks coach in 2026. Tucker, who has worked extensively with quarterbacks, wide receivers and running backs in his coaching career, is entering his 11th season as a Division I coach.

Tucker has coaching experience at Auburn, Memphis, North Alabama and in the high school ranks, and he has worked with every skill group on offense. Last season, he helped direct and develop an offense that led the ACC in total offense, rushing offense, third-down offense and yards per completion. The Seminoles ranked in the top 15 nationally in all four categories, placing fourth with 15.21 yards per completion, ninth in total offense with an average of 472.1 yards per game, ninth with a third-down percentage of 50.9, and 13th in rushing offense after averaging 218.7 yards per game on the ground.

In 2025, Tucker served as FSU's assistant wide receivers coach and helped guide a productive group led by first-team All-ACC selection and Biletnikoff Award semifinalist Duce Robinson. Robinson caught 56 passes for 1,081 yards and six touchdowns, posting the ninth-highest single-season receiving yards total in program history. Robinson also produced the 14th 1,000-yard season in program history and became only the 11th different FSU receiver to reach the 1,000-yard milestone in a season. He led the ACC in 30- and 40-yard receptions, and his average of 19.3 yards per reception ranked second in the conference, behind only teammate Micahi Danzy.

In addition to Robinson, second-year players Danzy and Lawayne McCoy showed impressive development. Danzy made 27 receptions for 571 yards and three touchdowns through the air and added 227 yards and three touchdowns on 12 rushing attempts. Danzy led the ACC and ranked fourth nationally with an average of 21.2 yards per reception, and he joined Peter Warrick as the only FSU wide receivers with three rushing and three receiving touchdowns in the same season. McCoy also made 27 catches, gaining 396 yards and scoring three touchdowns. As a group, the trio was responsible for nine individual 100-yard receiving games in 2025.

Tucker worked with FSU's running backs for his first three seasons before moving to assist the quarterbacks prior to the 2023 season. That year, Florida State completed a 13-0 regular season and won the program's first ACC championship since 2014 behind ACC Player of the Year and ACC Offensive Player of the Year Jordan Travis. Travis was one of only two players nationally with at least 20 touchdown passes and two or fewer interceptions, and he led the ACC with a pass efficiency rating of 154.5 and an average of 8.51 yards per pass attempt. He became the first player to lead the ACC in pass efficiency in back-to-back seasons since Trevor Lawrence, who was the No. 1 overall pick in the 2021 NFL Draft.

Prior to his time at FSU, Tucker spent two seasons as the wide receivers coach at North Alabama. In his first season with the Lions, he led a group that included four freshmen who combined to make 145 receptions for 1,861 yards and 14 touchdowns. That year, UNA posted a 7-3 overall record in its first season of FCS competition after nearly 70 years as a Division II program. In his second season, the quartet combined for 153 receptions, 2,475 yards and 15 touchdowns.

Tucker began his collegiate coaching career as a graduate assistant in 2016 at Auburn under former Florida State offensive coordinator Gus Malzahn. That year, the Tigers produced the SEC's No. 1 rushing offense, averaging 271.3 yards per game, and played in the Sugar Bowl.

Tucker then joined Mike Norvell's staff at Memphis in 2017 as a graduate assistant, helping tutor an offense that ranked second in the country with an average of 45.5 points per game and fourth nationally with an average of 523.1 yards per game and 7.35 yards per play. Tucker worked with consensus All-American receiver Anthony Miller, who led the country with 18 touchdown receptions and was third nationally with 96 receptions and 1,462 receiving yards.

After a successful playing career, Tucker served as the offensive coordinator at Shiloh Christian School in Arkansas and Hewitt-Trussville High School in Alabama. In 2013, his first season as an offensive coordinator, he directed a Shiloh Christian offense that averaged 38.1 points per game on its way to the 5A state playoffs. After moving to Hewitt-Trussville, his 2014 offense averaged 34.4 points per game, and in 2015 the Huskies averaged 431.5 yards per game while qualifying for the 7A state playoffs both years.

Tucker was a wide receiver at Arkansas from 2007-10, helping the Razorbacks to 31 wins with appearances in the Sugar Bowl, Cotton Bowl and Liberty Bowl. He earned his bachelor's degree in P-12 kinesiology from Arkansas in 2011.

Tucker and his wife, Adrienne, have two daughters, Willa and Finley, and three sons, Zeke, Nash and Watson.

AUSTIN TUCKER COACHING HISTORY

2026-	Florida State Quarterbacks Coach
2025	Florida State Assistant Wide Receivers Coach
2022-24	Florida State Senior Analyst (Offense)
2020-21	Florida State Analyst (Offense)
2018-19	North Alabama Wide Receivers Coach
2017	Memphis Graduate Assistant
2016	Auburn Graduate Assistant
2014-15	Hewitt-Trussville (Ala.) High School Offensive Coordinator
2013	Shiloh Christian (Ark.) School Offensive Coordinator
2011-12	Shiloh Christian (Ark.) School Running Backs & Tight Ends Coach

NICK WILLIAMS
EDGES/PASS RUSH SPECIALIST

Experience: 1st Season at FSU | 9th Season as collegiate coach
Hometown: Bainbridge, Ga. | Alma Mater: Georgia, 2018
Family: wife, Warda; children Nilah Rose, Noah and Nova

Nick Williams is in his first season as Florida State's edges coach and pass rush specialist after being hired on December 11, 2025.

Williams is a native of Bainbridge, Georgia, and comes to Tallahassee with experience at Georgia, Texas A&M, Colorado and Syracuse. He most recently spent two seasons coaching edge rushers at Syracuse, helping the Orange to a 10-3 season and a No. 20 ranking in the final AP poll in 2024. That year, Syracuse defeated three ranked teams and won the Holiday Bowl to reach 10 wins for only the third time since 2000.

While at Syracuse, Williams developed defensive end Fadil Diggs into an All-ACC performer and 2025 NFL Draft pick after Diggs ranked fifth in the conference with 7.5 sacks and seventh with 14.0 tackles for loss in 2024. Williams played a role in signing the three best classes in Syracuse history, including recently helping ink the highest-ranked signing class with the Class of 2026.

Williams coached Colorado's defensive line in 2023. He quickly helped the Buffaloes sign a top-30 class that ranked fifth in the Pac-12 behind only USC, Oregon, Utah and Washington. That season started with victories over TCU, coming off the previous season's National Championship Game, and Nebraska. The win over TCU was Colorado's first victory over a ranked opponent since 2019.

Williams was on Texas A&M's defensive staff in 2021 and 2022, helping land the nation's No. 1 recruiting class in the Class of 2022 that was the highest-graded class in recruiting rankings history. The Aggies ranked 14th in total defense in 2021 on the way to eight wins, including a defeat of No. 1 Alabama. Every starter on that year's defensive line signed an NFL contract, led by third-round NFL Draft pick DeMarvin Leal and fourth-round selection Michael Clemons.

Before his time in College Station, Williams was a student assistant and then a graduate assistant at Georgia, where he began his collegiate playing career. The Bulldogs were 31-7 in his three years on staff and won two SEC Eastern Division crowns while playing in the Sugar Bowl in 2018 and 2019 and the Peach Bowl in 2020. Georgia signed a top-two class all three years, including the No. 1 class in the nation in 2018 and 2020.

Georgia led the nation in rushing defense in both of his seasons as a graduate assistant, holding opponents to less than 75 yards per game each year. The 2019 squad also led the nation in scoring defense, allowing only 12.6 points per game, and was third nationally in total defense with opponents averaging just 275.5 yards per game.

Williams worked with some of the Bulldogs' standout NFL talent on defense, including the 2022 No. 1 overall pick Travon Walker. Additionally, Williams worked with first-round defensive line selections Jalen Carter, Jordan Davis and Devonte Wyatt.

Williams played at Georgia from 2008-10, seeing action in 32 career games at both safety and linebacker. He transferred to North Alabama and, after two redshirt seasons, had a solid senior campaign in 2013 with 62 tackles and two interceptions. He helped lead the Lions to 10 wins, a share of the conference title and two postseason wins on their way to the quarterfinal round of the Division II playoffs.

He was selected to play in the NFLPA Game after the 2013 season and went on to play one season with the Toronto Argonauts in the Canadian Football League and one season for the Tampa Bay Storm in the Arena League.

Williams was a quarterback and linebacker for Bainbridge High School and led the Bearcats to the quarterfinal round of the state playoffs his senior year. He earned his bachelor's degree in speech communications from Georgia in 2018.

Williams is married to Warda Ali. The couple has three children, Nilah Rose, Noah and Nova.

NICK WILLIAMS COACHING HISTORY

2026-	Florida State Edges Coach/Pass Rush Specialist
2024-25	Syracuse Edges Coach
2023	Colorado Defensive Line Coach
2021-22	Texas A&M Analyst (Defense)
2019-20	Georgia Graduate Assistant
2018	Georgia Student Assistant

GABE FERTITTA

Director of Football Strategy/ Offensive Assistant

4th Season at FSU
Alma Mater: Mississippi College
Family: wife, Charity; daughters, Claire, Olivia & Madelyn

Gabe Fertitta (pronounced fur-tee-tah) is in his first season as the Seminoles' director of football strategy and offensive assistant after returning to Florida State on February 12, 2026. Fertitta, who was on FSU's staff from 2022-24, returns after serving as the offensive coordinator at Nicholls State in 2025.

In 2022, Fertitta's first year as a senior analyst on offense, the Seminoles led the ACC in total offense and were one of two teams in the country to average at least 270 passing yards and at least 210 rushing yards per game. FSU led the country with an average of 7.46 plays per game of at least 20 yards and led the conference in scoring offense, total offense, rushing offense, third-down offense, yards per play, yards per pass, yards per rush and yards per completion. The 2023 team once again led the ACC in scoring offense and also topped the conference in total touchdowns, rushing touchdowns and yards per completion while producing 10 all-conference selections on offense, led by ACC Player of the Year and first-team All-ACC quarterback Jordan Travis.

Fertitta directed a Nicholls State offense that showcased tremendous improvement in 2025, highlighted by a season-opening win over No. 4 Incarnate Word. The 20-6 victory was the highest-ranked win in program history, and Fertitta's offense allowed only one sack to a defense that ranked 13th nationally in that category the year before. The Colonels, led by all-conference running back Miequle Brock Jr., ranked fourth in the Southland Conference in rushing yards per game in conference play. Nicholls State also threw the fewest interceptions in the conference, ranking 18th nationally, the second-fewest sacks allowed, second-fewest turnovers lost and third-best time of possession among all Southland teams. Quarterback Ean Rodrique had the third-highest completion percentage in conference play and threw only one interception over his seven games played against conference opponents while ranking fifth in total offense.

Fertitta spent the 2021 season at Louisville as a quality control assistant following an incredibly successful run as head coach at Catholic High School in Baton Rouge, Louisiana.

Fertitta was 43-8 in four seasons leading Catholic, taking the Bears to the state championship game all four years and winning state titles in 2017 and 2020. He was twice named District 5-5A Coach of the Year. Prior to being named head coach, Fertitta was the offensive coordinator at Catholic for three seasons and helped lead the Bears to the first state championship in school history in 2015. Fertitta also spent four years coaching wide receivers and the offensive line at Catholic.

He was the head coach at St. Stanislaus on the Gulf Coast of Mississippi from 2011-13, leading the Rock-a-Chaws to a 12-1 record and into the third round of the state playoffs in 2013. In seven seasons as a high school head coach, he amassed a 59-25 overall record.

He gained collegiate coaching experience as offensive coordinator at Itawamba Community College in 2010 and as a graduate assistant at Mississippi College in 2005. Fertitta played at Mississippi College, where he graduated cum laude with his bachelor's degree in English in 2005 and completed his master's degree in English education in 2010.

Fertitta and his wife, Charity, have three daughters, Claire, Olivia and Madelyn.



ODELL HAGGINS

Associate Head Coach

33rd Season at FSU
Alma Mater: Florida State

Family: wife, Robin; daughter, Amelia Grace

After 31 years as a position coach at Florida State, Odell Haggins' role with the FSU football staff evolved for the 2025 season.

Haggins, who had been the associate head coach and defensive tackles coach since 2014, remains the associate head coach while taking a new role with a focus on impacting the entire program. He was the longest-tenured assistant coach at one institution in the country at the end of his assistant coaching career.

Haggins helped FSU post a 279-113-1 (.713) record with 14 ACC titles and two national championships in his time on staff. In recognition of his many accomplishments at Florida State, he was inducted into the Florida State Athletics Hall of Fame class of 2018 and the Polk County Sports Hall of Fame in 2022.

Haggins twice served as interim head coach for the Seminoles and had a career record of 4-2 in that role. He led Florida State to bowl eligibility in both tenures as an interim head coach, taking over for the first time on December 1, 2017, and defeating ULM 42-10 the next day as FSU clinched bowl eligibility for an NCAA-record 36th straight year. He then directed a 42-13 win over Southern Miss in the Independence Bowl to finish FSU's 41st consecutive winning season. He was named interim head coach again on November 3, 2019, and led the Seminoles to wins over Boston College and Alabama State to return FSU to bowl eligibility.

Haggins repeatedly developed future NFL pros while at Florida State. He coached 23 defensive linemen selected in the NFL Draft, including first-round selections Brodrick Bunkley in 2006, Travis Johnson in 2005, Corey Simon in 2000 and Andre Wadsworth in 1998. Wadsworth was the No. 3 overall pick and remained the highest-drafted player in FSU history until 2015 when Jameis Winston was selected No. 1 overall.

Haggins also coached second-round picks Braden Fiske, Eddie Goldman and Timmy Jernigan in addition to Pro Bowler Darnell Dockett as well as Larry Smith, Andre Fluellen, Jerry Johnson, Julian Pittman and Letroy Guion. Darrell Jackson Jr., the New York Jets' fourth round selection in 2026, was coached by Haggins in 2023-24.

Haggins played in Tallahassee on the front end of Florida State's dynasty years, starting at nose guard for the Seminoles from 1985-89. FSU posted a 39-8-1 (.823) record with Haggins on the defensive line, and he was part of four bowl-winning teams. He earned Kodak, Walter Camp and UPI All-America honors as a senior in 1989. Following a three-year NFL career, he returned to Florida State, completed his degree and joined Bobby Bowden's staff following the Seminoles' 1993 national championship season.

Haggins and his wife, Robin, have one daughter, Amelia Grace.

BRUCE WARWICK

Senior Associate AD for Football

7th Season at FSU
Alma Mater: Columbia College

Family: wife, Debra; sons, Alexander, Joseph & Jacob

Bruce Warwick was named Florida State football's chief of staff on December 28, 2019, and currently serves as FSU's senior associate athletics director for football. He is in his seventh season at Florida State.

In his role, Warwick is on the athletic department's leadership team while coordinating all aspects of the program's administrative impact and influence. He also works closely with the coaching, recruiting, operations, academics and communications staffs.

Warwick came to Florida State after spending the previous eight seasons as director of operations for the Rams following three years as assistant to the head coach, working from 2009-15 in St. Louis and then relocating with the team to Los Angeles from 2016-19. He led the organization's operations related to the move as he was responsible for all logistical operations and execution for players, coaches and front office staff. The move included building four fully operational team facilities in addition to two business operation sites and insuring all daily operational and technical needs were addressed as well as all NFL gameday requirements were met.

With the Rams, he worked for three different head coaches and was in charge of travel operations and organizing training camps as well as overseeing construction at Los Angeles Memorial Coliseum. The Rams won two straight NFC West division titles and in 2018 advanced to Super Bowl LIII after a 13-win regular season.

Warwick served as the assistant athletic director for football operations at the University of Tennessee in 2007 and 2008, helping the Volunteers reach the 2007 SEC Championship Game and finish the year with 10 wins after defeating No. 18 Wisconsin in the Outback Bowl. In 2006 he was Duke's director of player personnel. In that role, he was heavily involved in recruiting efforts while serving as the program's liaison for academic support, community relations, ACC officials, computer technology and the Iron Dukes, a fund-raising arm of the athletics department.

From 2000-05, Warwick was the assistant to the general manager and director of football administration with the Green Bay Packers. In his six seasons with the Packers, he oversaw staff in strength, video, training room, equipment and player programs as well as managed the team's annual training camp and mini-camps. Additionally, he was responsible for all coaching and personnel staff contracts, new hires and the minority internship program while also serving as a liaison to the NFL office and NFL officials.

Warwick began his career at Syracuse, where was a football administrative graduate assistant in 1991. He returned to be the Orange's director of football operations from 1996-99, helping Syracuse win three straight Big East championships from 1996-98. In between stints at Syracuse, he worked in football operations at Maryland for two seasons and was Clemson's assistant athletic director for football management from 1994-95.

Warwick earned his bachelor's degree in business administration from Columbia College in 1989 and completed his master's in sport management from the U.S. Sports Academy in 1993. He and his wife, Debra, have three sons, Alexander, Joseph and Jacob.

JOHN GARRETT

Deputy AD/General Manager of Player Personnel

3rd Season at FSU
Alma Mater: Princeton
Family: wife, Honor; son, John Jr.; daughters, Honor, Olivia & Caroline

John Garrett returned to Florida State on January 1, 2026, as FSU's first Deputy Athletics Director and General Manager of Player Personnel. In this newly created position, Garrett oversees all football roster construction, player evaluation, recruiting operations, and NIL integration.

Garrett rejoined Florida State from Duke University, where he served as General Manager of Player Personnel for two seasons after two seasons on FSU's football staff.

Garrett reports directly to Vice President and Director of Athletics Michael Alford and works in close partnership with head football coach Mike Norvell, aligning Florida State's football program with an NFL-style operational model designed to maximize competitive success in the evolving college football landscape.

Garrett brings extensive experience across college football operations, player personnel, and strategic planning. He spent the last two seasons at Duke, where he helped build rosters that won 17 games and the 2025 ACC championship. He played a key role in roster management, recruiting coordination, and the integration of analytics and evaluation processes into football decision-making.

Prior to his stint at Duke, Garrett played a pivotal role in FSU's return to prominence while serving as director of scouting for offense during the 2022 and 2023 seasons at a critical moment when roster building in college football was rapidly changing. He helped bring an NFL-style evaluation approach to FSU, focusing on disciplined film study, transfer-portal assessment, and roster analysis to support smarter personnel decisions. During his first stint at FSU, the Seminoles posted a 23-4 overall record, including a perfect 13-0 regular season in 2023 that culminated in the program's first ACC championship since 2014.

Garrett's work emphasized identifying players who could contribute immediately, understanding positional needs and depth, and reducing risk in an increasingly competitive NIL and portal environment. Garrett's role strengthened how the program evaluated talent and laid important groundwork for the front-office model now used across major college football programs.

Garrett was the head coach at Lafayette College from 2017-21 and also has collegiate coaching experience as the offensive coordinator at Oregon State and Richmond and wide receivers coach at Virginia. He has 18 years of experience in the NFL, spending six seasons with the Dallas Cowboys, including his last two seasons as passing game coordinator, as well as with the Cincinnati Bengals, Arizona Cardinals and Tampa Bay Buccaneers.

Garrett earned his bachelor's degree in history from Princeton in 1988. He and his wife, Honor, have four children, John Jr., Honor, Olivia and Caroline. His brother, Jason, was head coach of the Dallas Cowboys from 2010-19, and their father, Jim, spent 38 years in the NFL as a scout and assistant coach.

TAYLOR EDWARDS

Director of Football & Player Acquisition

1st Season at FSU
Alma Mater: Montevallo

Taylor Edwards joined the Florida State football staff as director of football and player acquisition on January 1, 2026, and is in his first season with the Seminoles.

Edwards holds a prominent role in Florida State's new operations model for football that places a premium on efficiency and collaboration in player evaluation, scouting, recruitment and retention. He works closely with deputy athletics director and general manager of player personnel John Garrett and head coach Mike Norvell in a leadership role.

Edwards has 13 years of collegiate personnel experience and most recently was the director of football management and personnel at Miami in 2025, helping build a roster that advanced to the championship game of the College Football Playoff. He also has served in personnel or recruiting director roles at South Carolina, Maryland, Arkansas, UAB and Samford as well as spending one season at Alabama.

From 2021-24, Edwards was South Carolina's director of player personnel. He led efforts to assemble rosters that won 29 games and qualified for three bowl games. The 2024 team won nine games, including four wins over ranked opponents in November, to earn the program's most wins in a season since 2017 and reach nine wins for only the eighth time in program history. Three Gamecocks earned FWAA All-America honors, and a school-record three players made the FWAA Freshman All-America team.

Edwards was the director of recruiting and personnel at Maryland for the 2019 and 2020 seasons, where his second recruiting class was ranked No. 18 in the country. Prior to his time at Maryland, he was Arkansas' director of recruiting and personnel in 2018 and brought a consensus top-25 recruiting class to Fayetteville. He spent the 2017 season at Alabama as a player personnel assistant when the Crimson Tide won the national championship.

He began his career as a personnel and operations assistant at Jacksonville State in 2013 before one season as UAB's director of recruiting. He then spent two years as director of player personnel at Samford.

Edwards earned his bachelor's degree in business administration from Montevallo in 2011 and completed his master's degree in sport and fitness administration from Troy in 2013.

JEFF KUPPER

Director of Player Development & Operations

7th Season at FSU
Alma Mater: Texas

Family: wife, Lindsay; daughters, Ruby-Wayne & Jennings

Jeff Kupper is in his seventh season with the Seminoles in 2026. He was announced as Florida State's director of player development and operations on January 6, 2020.

Kupper came to Tallahassee following 10 seasons as the director of operations at Memphis. In that role, he was responsible for many administrative duties, including team travel, camps and community service. He also was instrumental in daily communication with student-athletes regarding practice schedules and team meetings.

Prior to his time at Memphis, Kupper spent five years as director of football operations and special projects at Columbia. He was involved with football marketing, development, compliance, equipment and facility operations while also overseeing quality control for game day events and arranging all staff and team travel, both in and out of season. Kupper joined Columbia in August 2005 from Ohio University, where he was a facilities and equipment graduate assistant from 2003-05.

As an undergraduate at the University of Texas, Kupper earned three letters as a student football equipment manager. He oversaw the packing, handling and transportation of equipment and team bags for road games, organized team activities for the travel squad, acted as a liaison between the travel team and hotel staffs, maintained and organized football equipment and worked on reconciliation of equipment orders for six men's sports. He also was involved in logistical support for three Cotton Bowls and two Holiday Bowls.

Kupper was a three-time recipient of the Darrel K. Royal Scholarship Award and the Glen Swenson Award, both presented to an outstanding equipment manager. He spent four consecutive semesters on the Athletics Director's Honor Roll.

The Odessa, Texas, native graduated from Texas in 2002 with a bachelor's degree in religious studies. He earned a master's of business administration and a master's of sports administration and facility management from Ohio.

Kupper and his wife, Lindsay, have two daughters, Ruby-Wayne and Jennings.

SUPPORT STAFF

JAKE FLAHERTY
Assistant Special Teams Coach

GREG MOSS
Assistant Defensive Backs Coach

JAKE ROTHSCHILLER
Assistant Linebackers Coach

MANREY SAINT-AMOUR
Assistant Offensive Line Coach

JESSE STONE
Assistant Quarterbacks Coach

BRADY WHITE
Assistant Wide Receivers Coach

NATE BRADY
Graduate Assistant (Offensive Line)

JUWAN DOWELS
Graduate Assistant (Defense)

JALEEL McRAE
Graduate Assistant (Defense)

TEDDY RICHARDSON
Graduate Assistant (Offense)

JUSTIN CROUSE
Director of Scouting (Defense)

RICK STOCKSTILL
Director of Scouting (Offense)

PRESTON BRADY
Analyst (Offense)

DEVIN RISPRESS
Director of Recruiting

GERARD ROSS
Director of High School Relations

CHUCK CANTOR
Director of Player Personnel

MITCH CIOMBOR
Director of High School Scouting/Recruiting

DJ DANIELS
Director of Recruiting Strategy

COREY FULLER
Director of Football Relations

JOE MANION
Director of College Scouting

HANNAH ROSS
Director of Recruiting Operations

AVERY BARROWS
Assistant Director of Recruiting Operations

INDYA RICHARDS
Coordinator of Recruiting Operations

SARAH PARADY
Director of Football Finance

COURTNEY CASWELL
Executive Assistant & Office Manager

PATRICK PERALA
Director of Football Creative Strategy, Content & NIL Fulfillment

RYAN AMSTUTZ
Director of Graphic Design

CALLIE PATRONIS
Assistant Director of Creative Media

GARRETT GOODWIN
Coordinator of Creative Video

BRANDON CENTENO
Assistant Director of Scouting (Defense)

SUPPORT STAFF

BRENDAN PERNECKY
Assistant Director of Scouting/Recruiting

JEREMEY SMITH
Assistant Director of Player Personnel

BRODY SWEIGART
Assistant Director of Player Personnel

AMIR PADMORE
Coordinator of Player Development/Operations

ISAIAH PHILLIP
Assoc. Director of Strategic Football Operations & Player Engagament

JOSH STORMS
Director of Football Strength & Conditioning

JACKSON SCHAFER
Director of Sports Science

NICK DOWDY
Associate Director of Football Strength & Conditioning

DARRION JONES
Senior Assistant Strength & Conditioning Coach

AUSTIN LEWIS
Assistant Strength & Conditioning Coach

PRESTON SCOTT
Assistant Strength & Conditioning Coach

SCOTT TRULOCK
Senior Associate AD for Health & Performance

JADEN HAMIL
Director of Performance Nutrition

DR. JERRY LATIMER
Executive Associate Dir. of Sports Medicine - Dir. of Athletic Rehabilitation

ALEX WENDLER
Head Football Trainer

CHRIS CLAPTON
Athletic Trainer

DR. KEELY KAKLAMANOS
Director of Clinical & Sports Psychology

JULIAN LEVY
Mental Health Specialist

AUSTIN PHILLIPS
Director of Coaching Video

MICHAEL CALHOUN
Technology Specialist

IAN LAVAN
Media Specialist

JASON BAISDEN
Assistant AD for Equipment Operations

JESSE DEWS
Assistant Equipment Manager

KEVIN EARNSHAW
Assistant Equipment Manager

RYALS LEE
Memorabilia Coordinator

KENNETH TOWNS
Director of Football Academics

LAUREN DAY
Assistant Director of Academics

KEARSTEN PEOPLES
Assistant Director of Academics

ELLE SELLERS
Senior Athletic Academic Advisor

REGGIE HUTCHINS
FCA Campus Representative

JOHN BAGNARDI
Team Security

ALL-TIME ASSISTANT COACHES

Blue Adams	**2026-present**
Hugh Adams	1955 (GA), 1956-58
Jody Allen	2000-01 (GA), 2002-09
Chuck Amato	1982-1999, 2007-09
Mickey Andrews	1984-2009
AJ Antonescu	2017 (GA)
Bill Armstrong	1948 (GA), 1951-52
Charlie Armstrong	1948-50
Ned Ashton	1976 (GA)
Alex Atkins	2020-24
Joe Avezzano	1968
Art Baker	1984
Harlon Barnett	2018-19
Theron Bass	1971 (GA)
Ryan Becker	2015-16 (GA)
Tre' Bell	2021 (GA)
Walt Bell	2018
Don Blackwelder	1970
Monk Bonasorte	1982 (GA)
Bobby Bowden	1963-65
Jeff Bowden	1986 (GA), 1994-06
Terry Bowden	1982 (GA)
Tommy Bowden	1978-79 (GA), 1982 (GA)
Joe Bowen	2019-20 (GA)
Nate Brady	**2026-present (GA)**
Billy Joe Breakhouse	1974 (GA)
Don Breaux	1966-67
Tim Brewster	2013-17
Justin Bright	2014-15 (GA)
Kendal Briles	2019
Mack Brown	1974 (GA)
Jerry Bruner	1976-78
Slade Buckley	2020-21 (GA)
Terrell Buckley	2009 (GA)
Wally Burnham	1985-93
Mark Cala	2019 (GA)
Billy Canty	1971-73
Aaron Carter	1983-84 (GA)
Dexter Carter	2007-09
Doug Carter	1983-84 (GA)
Randy Clements	2019
John Coatta	1959-64
John Coatta, Jr.	1983-84 (GA)
James Coley	2008-12
James Colzie	2004-06 (GA)
John Conlin	1972-73 (GA)
Al Conover	1966-67 (GA), 1968-70
Evan Cooper	**2025-present**
Lee Corso	1957 (GA), 1958
Ronnie Cottrell	1989 (GA), 1990-97
Billy Cox	1970
Dameyune Craig	2010-12
Bill Crutchfield	1964-66
Marcus Davis	2020 (GA)
Lawrence Dawsey	2007-17
Frank DeBord	1974-75
Chris Demarest	1998-99 (GA)
John Devlin	1971-72
Daryl Dickey	1989 (VA), 2001-06
Kenny Dillingham	2020-21
Jim Donnan	1972-73
Juwan Dowels	**2026-present (GA)**
Ron Dugans	2006 (GA), 2019-24
Jeff Duke	1979 (GA)
John Eason	1981-93
Alex Eleyssami	2025 (GA)
D.J. Eliot	2010-12
Sam Elliott	1974
D'Mitri Emmanuel	2025 (GA)
Ed Feely	1973-74
Jeff Ferrington	1984 (GA)
Jimbo Fisher	2007-09
Jake Flaherty	**2026-present**
Dick Flowers	1959-62
Scott Fountain	1996 (GA)
Mike Fox	1980 (GA)
Greg Frey	2018
Adam Fuller	2020-24
Steve Gabbard	1997-99 (GA)
Dan Gayton	2011-12 (GA)
Joe Gibbs	1967-68
Vince Gibson	1959-63
Jim Gladden	1975 (GA), 1976-2001
Jake Gonos	1978-81 (GA), 1982
Jay Graham	2013-17
Eddie Gran	2010-12
Gary Grouwinkel	1975
Al Guy	1971 (GA)
Greg Guy	1991 (GA)
George Haffner	1976-78
Doug Hafner	1967-68
Franklin Hagenbeck	1977-78 (GA)
Odell Haggins	1994-2024
Owen Hale	1954
Alonzo Hampton	2018
Herb Hand	**2025-present**
Doug Hanlon	1990-91 (GA)
Bob Harbison	1948-72, 1974-85
Steve Hardin	1977 (GA)
James Harnes	1983 (GA)
Tim Harris Jr.	**2025-present**
Jack Haskin	1947
Jimmy Heggins	1981-82 (GA),1986-2004
George Helow	2013 (GA)
Gene Henderson	1971-73
Dan Henning	1968-70, 1974
George Henshaw	1976-82
Clark Herman	1992 (GA)
Jack Hines	1985-86 (GA)
Pat Hodgson	1971
Larry Holton	1972
Skip Holtz	1987-88 (GA)
Dick Hopkins	1978-1980 (GA)
Max Howell	1988 (GA)
Greg Hudson	2010-12
Herb Hughes	1957-58 (GA)
Bobby Jackson	1965 (GA), 1966-69
Doug Jackson	1971 (GA)
Don James	1959-65
Bobby Johns	1985 (GA)
David Johnson	2020-25
Cal Jones	1974-75
Willie Jones	1989 (GA)
Garin Justice	2008 (GA)
Steve Kalenich	1954 (GA)
Charles Kelly	2013-17
David Kelly	2018-19
Jack Kiker	1975 (GA)
Joe Kines	2000-02
Nick Kish	1976-77 (GA), 1978-82
Fredi Knighten	2018 (GA)
Terrance Knighton	**2025-present**
Mikhal Kornegay	2010 (GA)
Mike Kruczek	1982-83
Charlie LaPradd	1956 (GA), 1957-61
Brad Lawing	2015-17
Clint Ledbetter	1988-89 (GA), 1990-91 (VA)
Guy Lemonier, Jr.	2021-24 (GA)
John Lilly	1996-97 (GA), 1998-2007
Telly Lockette	2018-19
Mike Long	1953-54
Erik Losey	2009 (GA)
Addison Lynch	2012-14 (GA)
Ken MacLean	1952 (GA), 1963-66
Gus Malzahn	2025
Vaughn Mancha	1952-56
Dana Martin	1982 (VA), 1983-84 (GA)
Kam Martin	**2026-present**
Chris Marve	2020-21
Ralph Matherly	1950-51 (GA)
Gene McDowell	1965 (GA), 1966-69, 1974-84
Wayne McDuffie	1971-72 (GA), 1973, 1983-89
Bubba McGowan	1959-63
John McGregor	1968 (GA), 1969
Mark McHale	2005-06
Jaleel McRae	**2025-present (GA)**
Jimmy Messinese	1954 (GA)
Ken Meyer	1960-62
Ben Miles	2024-25 (GA)
Bill Miller	2014-17
Pat Milligan	1987-88 (GA)
Bill Morris	1993 (GA)
Greg Moss	**2025-present**
Myles Notkin	2015-17 (GA)
Ben Odom	2004-05 (GA)
Paul Odom	1955 (GA), 1956
Joe Ostaszewski	2002-03 (GA)
Mike Owens	1989-90 (GA)
John Papuchis	2020-25
Bill Parcells	1970-72
Larry Pecatiello	1970
Larry Pendleton	1973 (GA), 1974
Jay Perkins	1985-86 (GA), 1987 (VA)
Jim "Red" Phillips	1972-73
Donte' Pimpleton	2018-19
Donald "Deek" Pollard	1974-75
Mike Pope	1970 (GA), 1971-74
Don Powell	1959 (GA), 1964-66
Andrew Priest	2017 (GA)
Bill Proctor	1962 (GA), 1963-65
Jeremy Pruitt	2013
Bill Ragans.	1993-95 (GA)
Vince Ragunas	1953-55
Larry Rayes	1975 (GA)
Jake Reed	2019 (GA)
Chris Revell	2013-14 (GA)
Barry Rice	1980-82 (GA)
Teddy Richardson	**2026-present (GA)**
Mark Richt	1985-86 (GA), 1987-88 (VA), 1990-2000
Gerald Riopelle	1987 (GA)
Tom Roberson	1951-52
Antonio Rodriguez	2022 (GA)
Pete Rodriguez	1974-75
Jake Rothschiller	**2026-present**
Manrey Saint-Amour	**2020 (GA), 2026-present**
Mark Salva	1990-93 (GA)
Bob Sanders	1972-73 (GA)
Randy Sanders	2013-17
Rick Schachner	1974 (GA), 1975
Jeff Schaum	1985 (GA)
Adam Scheier	**2026-present**
Neil Schmidt	1965-67
Kent Schoolfield	1976-80
Joe Scola	2011-12 (GA)
Brad Scott	1983-84 (GA), 1985-93
Billy Sexton	1978 (GA), 1979-06
Randy Shannon	2022-24
Bill Shaw	1972-74 (GA), 1979-81
Kenneth Shipp	1959
Stan Shiver	1991-92 (GA)
Winston Siegfried	1953-55
Ernie Sims	**2025-present**
Malik Slater	2023 (GA)
Steve Sloan	1971
Hank Small	1971-72 (GA)
Kirby Smart	2002-03 (GA)
Moyer Smith	1973
David Snell	1975-76 (GA)
Mark Snyder	2018-19
Mike Spencer	1989-90 (GA)
Phil Spooner	1970
David Spurlock	2012-14 (GA)
David Stallworth	1992-93 (GA)
Jack Stanton	1973, 1976-83
Kevin Steele	2003-06
Bob Stinchcomb	1985-86 (GA)
Jesse Stone	**2026-present**
Mark Stoops	2010-12
Chris St. John	2007-08 (GA)
Sal Sunseri	2013-2014
Patrick Surtain Sr.	2023-25
Hugh Taylor	1956-57
Dave Thomas	1950 (GA)
Mark Thomas	1979-80 (GA)
Chris Thomsen	**2020-present**
Tony Tokarz	2022-25
Frank Toomey	1954-58
Rick Trickett	2007-17
Travis Trickett	2010 (GA)
Austin Tucker	**2025-present**
Frank Vohun	1975-76 (GA)
Carl Wade	1975 (GA)
Will Walls	1959
John Westberg	1950 (GA)
Tom Wheeler	1991-92 (GA)
Brady White	**2026-present**
Tony White	**2025-present**
Bud Whitehead	1969-70
Cooper Williams	2021-23 (GA), 2025
Nick Williams	**2026-present**
Oscar Williams	1994-95 (GA)
Andrew Wilson	2022-24 (GA)
David Wilson	1992 (GA)
Eddie Wilson	1975
Jeremiah Wilson	2015-17 (GA)
Kyle Wilson	2000-01 (GA)
Jason Woodman	2007 (GA)
Raymond Woodie	2018-19
Marcus Woodson	2020-22
Charlie Wright	1969
Gary Wyant	1966 (GA), 1967-69

Bold – Current Assistant Coaches

UNIVERSITY ADMINISTRATION

RICHARD McCULLOUGH

University President

Richard McCullough became the 16th president of Florida State University in August 2021, bringing more than three decades of academic leadership experience. Under his tenure, FSU has achieved record student success, rapid research growth, historic rankings, and significant campus development.

McCullough has strengthened the university by recruiting top faculty and staff, expanding FSU's research enterprise, enhancing entrepreneurial initiatives, and building strong relationships with government, community, and industry partners. He has also advanced fundraising efforts and supported a highly competitive athletics program.

Under President McCullough's leadership, FSU has reached its highest national standings in history, including a No. 21 ranking among public universities and No. 51 overall by U.S. News & World Report. The university has also been recognized for exceptional first-year experiences, innovation, and student outcomes. Retention and graduation rates have reached record highs, including a 97% first-year retention rate and a 78% four-year graduation rate. The six-year graduation rate has climbed to 86%, while the transfer student graduation rate has reached 80%, the highest in the history of the State University System of Florida.

McCullough has overseen the enrollment of highly accomplished freshman classes and strengthened support for first generation and Pell eligible students through programs such as CARE, Quest Scholars, and Illuminate. In addition, FSU has expanded opportunities for high-achieving students through Presidential Scholars and the Honors Program, which is ranked No. 1 in Florida. Doctoral education has also grown, supported by a $10 million university investment.

A proven research leader, McCullough has shepherded extraordinary growth in FSU's research enterprise, increasing research expenditures by nearly 50% since 2021 and reaching a historic $488 million — representing the fastest growth rate in the State University System. Faculty have achieved record proposal submissions and secured major awards, including the $300 million renewal of the National High Magnetic Field Laboratory. The university increased NIH research expenditures by 40%, with federal research funding surpassing $200 million for the first time, and regional impact has increased through major initiatives such as the $98.4 million Triumph Gulf Coast award for InSPIRE.

One of McCullough's signature achievements is the creation of FSU Health, launched in 2022 with $125 million in state support to expand healthcare, training, and biomedical research in North Florida. He has advanced key healthcare and research facilities, expanded clinical partnerships, and launched initiatives such as the Florida Institute for Pediatric Rare Diseases and the Sunshine Genetics Pilot program.

McCullough has strengthened FSU's legislative presence, securing historic appropriations for research, health, and strategic priorities. Under his leadership, the university surpassed the $1 billion endowment milestone for the first time in its history, bolstered by transformational philanthropic gifts such as $65 million for the Herbert Wertheim Center for Business Excellence and Wertheim College of Business, $10 million to expand the nursing program, and the naming gift for the Anne Spencer Daves College of Education, Health, and Human Sciences.

FSU has completed several transformative capital projects during McCullough's tenure, including the new Student Union and the Interdisciplinary Research and Commercialization Building. The university also celebrated the opening of the Wertheim Center for Business Excellence, the new home of the Wertheim College of Business and the largest academic space on the Tallahassee campus.

McCullough is a national leader advocating significant reform in collegiate athletics, championing reforms that enhance student-athlete experiences, promote financial equity, and strengthen institutional competitiveness. He's made investments in athletics facilities, including stadium renovations and the construction of the Dunlap Football Center, and launched women's lacrosse — FSU's 21st varsity sport. During McCullough's presidency, FSU teams have captured 21 conference championships and three national titles, while student-athletes across all sports achieved the highest cumulative GPA in university history.

Prior to joining FSU, McCullough served as Harvard University's vice provost for research and spent 22 years at Carnegie Mellon University in faculty and senior leadership roles. A first generation college student, he earned his bachelor's degree from the University of Texas at Dallas and his Ph.D. from Johns Hopkins University. He completed a postdoctoral fellowship at Columbia University.

He has more than 110 publications, holds 16 U.S. patents, and is an entrepreneur who started two companies. He is a Fellow of the National Academy of Inventors and was inducted into the Advanced Materials Journal Hall of Fame in 2021, and the Florida Inventors Hall of Fame and the Academy of Science, Engineering and Medicine of Florida, both in 2025. He also is the recipient of the Carnegie Science Center Award for Excellence as a Start-Up Entrepreneur.

He and his wife, Jai Vartikar, have two sons and three granddaughters.

2026-27 FLORIDA STATE BOARD OF TRUSTEES

PETER COLLINS
Chair

VIVIAN DE LAS CUEVAS-DIAZ
Vice Chair



MAXIMO ALVAREZ



KATHRYN BALLARD

JORGE GONZALEZ

JIM W. HENDERSON

ROXANNE HUGHES
Faculty Senate President

PETER JONES



BRIAN MURPHY

JUSTIN ROTH

IAN SEIBERT
FSU Student Body President

TIM WEISHEYER

ATHLETICS ADMINISTRATION

MICHAEL ALFORD
Vice President
Director of Athletics

JOSH TURNER
Deputy Athletics Director
CFO

DOUG WALKER
Deputy Athletics Director for Strategic Communication

STEPHEN PONDER
Seminole Boosters
President and CEO

DERRIL BEECH
Senior Associate Athletics Director for Annual Fund, Marketing and Fan Engagement

JP SINCLAIR
Seminole Boosters
CFO

KARI TEREZAKIS
Seminole Boosters
Executive Vice President of Stewardship

SCOTT TRULOCK
Senior Associate Athletics Director for Health and Performance

BRUCE WARWICK
Senior Associate Athletics Director for Football

CHRIS WILSON
Seminole Boosters
Executive Vice President of Development

BEN ZIERDEN
Senior Associate Athletics Director for Facilities and Capital Projects

DR. MIKE BRADY
Faculty Athletics Representative

TASHA FISHER
Associate Athletics Director for Governance and Compliance

MIGUEL NEGRON
Associate Athletics Director for Academics/Assistant Dean of Undergraduate Studies

STUART PEARCE
Associate Athletics Director for Facilities and Event Management

SARAH PETRONIO
Associate Athletics Director for Student-Athlete Development

SEAN TONER
Associate Athletics Director for Business Administration

ROB WILSON
Associate Athletics Director for Communications

JASON BAISDEN
Assistant Athletics Director for Equipment Operations

JACK CHATHAM
Assistant Athletics Director for Ticket Operations

JOHNNY FABRIZIUS
Assistant Athletics Director for Olympic Sports Strength & Conditioning

CHARLIE HOGAN
Assistant Athletics Director for Academics

WESLEY McCALL
Assistant Athletics Director for Information Technology

DEREK SATTERFIELD
Assistant Athletics Director for Public Relations

STEVE SHULTS
Assistant Athletics Director for Compliance

DANE SMITH
Assistant Athletics Director for Brand Management and Trademark Licensing

REVIEW

FLORIDA STATE SEMINOLES
TALLAHASSEE, FLORIDA
EST. 1851

So fight, fight, fight, fight, for victory the Seminoles of Florida State! F-L-O-R-I-D-A-S-T-A-T-E Florida State, Florida State, Florida State!

2025 GAME SUMMARIES

GAME 1
SATURDAY, AUG. 30, 2025
TALLAHASSEE

31 — 17

	1	2	3	4	F
Florida State	7	10	7	7	31
Alabama	7	0	3	7	17

	FSU	ALA
First Downs	20	18
Rushes-Yds (Net)	49-230	29-87
Passing Yds (Net)	152	254
Passes Comp-Att-Int	9-14-0	23-43-0
Total Offense Plays-Yds	63-382	72-341
Fumble Returns-Yards	0-0	1-13
Punt Returns-Yards	1-3	0-0
Kickoff Returns-Yards	1-15	0-0
Interception Returns-Yards	0-0	0-0
Punts (Number-Avg)	3-41.7	3-48.0
Fumbles-Lost	2-1	1-0
Penalties-Yards	4-40	8-70
Possession Time	30:22	29:38
Third-Down Conversions	5 of 12	6 of 17
Fourth-Down Conversions	2 of 2	2 of 5
Red-Zone Scores-Chances	3-3	3-4
Sacks By: Number-Yards	3-28	0-0

Attendance: 67,277

RUSHING

FS - T. Castellanos 16-78; M. Danzy 3-56; O. Kromah 7-31; G. Sawchuk 6-28; J. Lucas 6-22; R. Williams 6-14; C. Holmes 2-7; TEAM 3-(-6)

ALA - K. Riley 5-31; R. Young 9-26; T. Simpson 9-17; D. Hill 3-9; G. Bernard 1-3; D. Washington 2-1

PASSING

FS - T. Castellanos 9-14-0; 152 yards, 0 TD

ALA - T. Simpson 23-43-0; 254 yards, 2 TD

RECEIVING

FS - J. Lucas 2-66; D. Robinson 2-18; R. Pittman 2-18; S. White 1-40; O. Kromah 1-7; G. Sawchuk 1-3

ALA - G. Bernard 8-146; R. Williams 5-30; J. Cuevas 3-31; R. Scott 2-19; D. Hill 2-12; I. Horton 1-6; R. Young 1-6; K. Riley 1-4

SCORING SUMMARY

1Q, 6:10	Cuevas 2-yd rec (Talty)	FSU 0, ALA 7
1Q, 3:04	Castellanos 9-yd run (Weinberg)	FSU 7, ALA 7
2Q, 9:13	Danzy 32-yd run (Weinberg)	FSU 14, ALA 7
2Q, 3:44	Weinberg 45-yd field goal	FSU 17, ALA 7
3Q, 9:45	Holmes 4-yd run (Weinberg)	FSU 24, ALA 7
3Q, 5:59	Talty 40-yd field goal	FSU 24, ALA 10
4Q, 11:00	Scott 6-yd rec (Talty)	FSU 24, ALA 17
4Q, 7:17	Sawchuk 14-yd run (Weinberg)	FSU 31, ALA 17

GAME 2
SATURDAY, SEPT. 6, 2025
TALLAHASSEE

77 — 3

	1	2	3	4	F
Florida State	21	28	21	7	77
East Texas A&M	0	0	0	3	3

	FSU	ETAMU
First Downs	29	9
Rushes-Yds (Net)	51-361	36-105
Passing Yds (Net)	368	92
Passes Comp-Att-Int	16-20-0	7-13-2
Total Offense Plays-Yds	71-729	49-197
Fumble Returns-Yards	0-0	1-25
Punt Returns-Yards	2-25	0-0
Kickoff Returns-Yards	2-40	0-0
Interception Returns-Yards	2-48	0-0
Punts (Number-Avg)	0-0	7-40.1
Fumbles-Lost	2-1	1-0
Penalties-Yards	3-35	7-55
Possession Time	31:59	28:01
Third-Down Conversions	10 of 14	3 of 12
Fourth-Down Conversions	3 of 3	0 of 1
Red-Zone Scores-Chances	4-5	1-1
Sacks By: Number-Yards	3-13	1-9

Attendance: 65,430

RUSHING

FS - S. Singleton 4-82; Z. Parks 10-61; M. Danzy 1-53; O. Kromah 5-37; G. Sawchuk 8-35; J. Johnson 5-25; J. Lucas 4-23; K. Sperry 3-22; K. Davis 2-13; B. Glenn 1-10; T. Castellanos 4-7; C. Holmes 3-2; M. Grant 1-(-9)

ETAMU - KJ Shankle 8-26; E. Rodriguez 9-24; M. McBride 4-24; EJ Oakmon 4-14; J. Hamilton 4-11; J. McMillian 2-5; M. Goldman 1-5; C. Jourdain 1-2; H. Drinkard 1-0; TEAM 1-(-2); J. Jacobs 1-(-4)

PASSING

FS - T. Castellanos 8-11-0; 237 yards, 3 TD; K. Sperry 4-5-0; 61 yards, 2 TD; B. Glenn 3-3-0; 56 yards, 1 TD; M. Grant 1-1-0; 14 yards, 0 TD

ETAMU - E. Rodriguez 3-5-1; 32 yards, 0 TD; W. Madonna 2-5-1; 17 yards, 0 TD; J. Jacobs 2-3-0; 43 yards, 0 TD

RECEIVING

FS - D. Robinson 5-173; M. Danzy 2-14; G. Sawchuk 1-53; O. Kromah 1-43; A. Williams 1-35; E. Moore 1-15; T. Mallory 1-14; S. White 1-7; C. Loftin 1-6; J. Lucas 1-5; J. Boggs 1-3

ETAMU - C. Jourdan 3-28; D. Matthews 1-24; D. Bilbo 1-21; J. Proctor 1-13; J. Hamilton 1-6

SCORING SUMMARY

1Q, 8:14	Sawchuk 1-yd run (Weinberg)	FSU 7, ETAMU 0
1Q, 4:48	Robinson 82-yd rec (Weinberg)	FSU 14, ETAMU 0
1Q, 2:18	Robinson 42-yd rec (Weinberg)	FSU 21, ETAMU 0
2Q, 14:57	Sawchuk 1-yd run (Weinberg)	FSU 28, ETAMU 0
2Q, 11:37	Sawchuk 53-yd rec (Weinberg)	FSU 35, ETAMU 0
2Q, 7:21	Danzy 53-yd run (Weinberg)	FSU 42, ETAMU 0
2Q, 0:48	Boggs 3-yd rec (Weinberg)	FSU 49, ETAMU 0
3Q, 12:06	A. Williams 35-yd rec (Weinberg)	FSU 56, ETAMU 0
3Q, 8:57	Kromah 43-yd rec (Weinberg)	FSU 63, ETAMU 0
3Q, 2:13	Singleton 53-yd run (Weinberg)	FSU 70, ETAMU 0
4Q, 9:30	Rigby 21-yd field goal	FSU 70, ETAMU 3
4Q, 1:54	Parks 13-yd run (Reus)	FSU 77, ETAMU 3

GAME 3
SATURDAY, SEPT. 20, 2025
TALLAHASSEE

66 — 10

	1	2	3	4	F
Florida State	35	10	14	7	66
Kent State	7	0	0	3	10

	FSU	KSU
First Downs	37	12
Rushes-Yds (Net)	54-498	28-43
Passing Yds (Net)	277	163
Passes Comp-Att-Int	16-24-1	13-27-1
Total Offense Plays-Yds	78-775	55-206
Fumble Returns-Yards	0-0	0-0
Punt Returns-Yards	1-(-6)	0-0
Kickoff Returns-Yards	0-0	0-0
Interception Returns-Yards	1-1	1-29
Punts (Number-Avg)	0-0	7-43.7
Fumbles-Lost	0-0	0-0
Penalties-Yards	5-59	5-32
Possession Time	34:31	25:29
Third-Down Conversions	9 of 10	3 of 14
Fourth-Down Conversions	0 of 1	1 of 2
Red-Zone Scores-Chances	8-8	0-0
Sacks By: Number-Yards	2-9	1-5

Attendance: 67,277

RUSHING

FS - G. Sawchuk 11-97; S. Singleton 10-86; M. Danzy 1-64; T. Castellanos 7-54; J. Lucas 2-44; O. Kromah 4-43; Z. Parks 5-34; K. Davis 4-30; J. Johnson 5-29; B. Glenn 2-16; J. King 2-6; K. Sperry 1-(-5)

KSU - G. Garcia 14-40; J. Kimbrough 6-10; A. Harris 1-8; M. Hicks 1-2; N. Good 2-1; W. Harris 1-(-2); TEAM 1-(-7); D. DeShields 2-(-9)

PASSING

FS - T. Castellanos 10-13-1; 205 yards, 0 TD; K. Sperry 4-5-0; 64 yards, 0 TD; B. Glenn 2-5-0; 8 yards, 1 TD; J. King 0-1-0; 0 yards, 0 TD

KSU - D. DeShields 9-18-1; 129 yards, 1 TD; N. Good 4-9-0; 34 yards, 0 TD

RECEIVING

FS - K. Davis 3-46; J. Boggs 3-30; M. Danzy 2-112; L. McCoy 2-30; E. Moore 1-18; A. Williams 1-16; O. Kromah 1-9; D. Robinson 1-8; G. Labiad 1-6; L. Thomas 1-2

KSU - D. Martin 3-94; C. Wolford 2-15; J. Kimbrough 1-10; C. Berry 1-10; J. Etheridge 1-9; A. Banks 1-9; W. Harris 1-8; S. Brown 1-5; H. Hopperton 1-2; T. Mulder 1-1

SCORING SUMMARY

1Q, 13:39	Sawchuk 4-yd run (Weinberg)	FSU 7, KSU 0
1Q, 8:19	Castellanos 12-yd run (Weinberg)	FSU 14, KSU 0
1Q, 8:08	Martin 75-yd rec (Hryszko)	FSU 14, KSU 7
1Q, 7:33	Castellanos 10-yd run (Weinberg)	FSU 21, KSU 7
1Q, 3:18	Danzy 64-yd run (Weinberg)	FSU 28, KSU 7
1Q, 0:00	Sawchuk 2-yd run (Weinberg)	FSU 35, KSU 7
2Q, 2:16	Singleton 15-yd run (Weinberg)	FSU 42, KSU 7
2Q, 0:00	Weinberg 25-yd field goal	FSU 45, KSU 7
3Q, 10:04	Davis 1-yd run (Weinberg)	FSU 52, KSU 7
3Q, 5:02	Thomas 2-yd rec (Weinberg)	FSU 59, KSU 7
4Q, 12:41	Hryszko 38-yd field goal	FSU 59, KSU 10
4Q, 8:20	Singleton 37-yd run (Reus)	FSU 66, KSU 10

2025 GAME SUMMARIES

GAME 4
FRIDAY, SEPT. 26, 2025
CHARLOTTESVILLE, VA.

38 — 46

	1	2	3	4	OT	OT2	F
Florida State	0	21	7	7	3	0	**38**
Virginia	7	14	7	7	3	8	**46**

	FSU	UVA
First Downs	24	27
Rushes-Yds (Net)	48-256	48-211
Passing Yds (Net)	258	229
Passes Comp-Att-Int	19-33-2	26-36-3
Total Offense Plays-Yds	81-514	84-440
Fumble Returns-Yards	0-0	0-0
Punt Returns-Yards	1-23	0-0
Kickoff Returns-Yards	0-0	0-0
Interception Returns-Yards	3-31	2-9
Punts (Number-Avg)	1-41.0	3-36.7
Fumbles-Lost	2-1	0-0
Penalties-Yards	5-49	4-25
Possession Time	28:03	31:57
Third-Down Conversions	6 of 15	7 of 13
Fourth-Down Conversions	3 of 5	2 of 2
Red-Zone Scores-Chances	6-7	5-5
Sacks By: Number-Yards	2-10	2-6

Attendance: 50,107

RUSHING

FS - T. Castellanos 14-78; G. Sawchuk 17-74; O. Kromah 12-63; C. Holmes 2-32; J. Lucas 1-9; R. Pittman Jr. 1-2; TEAM 1-(-2)

UVA - J. Taylor 27-99; X. Brown 9-60; C. Morris 8-37; H. Waylee 4-15

PASSING

FS - T. Castellanos 18-32-2; 254 yards, 1 TD; R. Pittman Jr. 1-1-0; 4 yards, 1 TD

UVA - C. Morris 26-35-3; 229 yards, 2 TD; S. Harrison 0-1-0; 0 yards, 0 TD

RECEIVING

FS - D. Robinson 9-147; M. Danzy 3-42; L. McCoy 2-44; R. Pittman Jr. 2-16; S. White 2-5; G. Sawchuk 1-4

UVA - J. Edrine 5-45; C. Ross 5-34; D. Twitty 5-29; T. Harris 3-45; J. Taylor 3-16; E. Wood 2-29; X. Brown 1-15; K. Courtney 1-10; S. Ennis 1-6

SCORING SUMMARY

1Q, 5:05	Ennis 6-yd rec (Bettridge)	UVA 7, FSU 0
2Q, 9:43	Morris 11-yd run (Bettridge)	UVA 14, FSU 0
2Q, 6:52	Sawchuk 2-yd run (Weinberg)	UVA 14, FSU 7
2Q, 5:29	Pittman 2-yd run (Weinberg)	UVA 14, FSU 14
2Q, 2:32	Castellanos 4-yd run (Weinberg)	UVA 14, FSU 21
2Q, 0:48	Taylor 26-yd run (Bettridge)	UVA 21, FSU 21
3Q, 3:45	Morris 7-yd run (Bettridge)	UVA 28, FSU 21
3Q, 0:18	Robinson 4-yd rec (Weinberg)	UVA 28, FSU 28
4Q, 7:20	Brown 15-yd rec (Bettridge)	UVA 35, FSU 28
4Q, 0:36	Pittman 11-yd rec (Weinberg)	UVA 35, FSU 35
OT 1	Weinberg 36-yd field goal	UVA 35, FSU 38
OT 1	Bettridge 39-yd field goal	UVA 38, FSU 38
OT 2	Morris 4-yd run (Harris rec)	UVA 46, FSU 38

GAME 5
SATURDAY, OCT. 4, 2025
TALLAHASSEE

22 — 28

	1	2	3	4	F
Florida State	3	0	0	19	22
Miami	7	7	14	0	28

	FSU	MIA
First Downs	29	14
Rushes-Yds (Net)	38-132	32-97
Passing Yds (Net)	272	241
Passes Comp-Att-Int	25-45-2	20-27-0
Total Offense Plays-Yds	83-404	59-338
Fumble Returns-Yards	0-0	0-0
Punt Returns-Yards	1-0	0-0
Kickoff Returns-Yards	0-0	0-0
Interception Returns-Yards	0-0	2-43
Punts (Number-Avg)	4-44.2	5-40.2
Fumbles-Lost	2-1	0-0
Penalties-Yards	5-45	13-114
Possession Time	29:34	30:26
Third-Down Conversions	7 of 16	5 of 14
Fourth-Down Conversions	3 of 4	2 of 3
Red-Zone Scores-Chances	4-4	1-1
Sacks By: Number-Yards	1-8	2-19

Attendance: 67,277

RUSHING

FS - T. Castellanos 16-57; G. Sawchuk 11-47; O. Kromah 6-23; M. Danzy 2-3; J. Lucas 1-3; R. Williams 1-0; S. Singleton 1-(-1)

UM - M. Fletcher 12-40; K. Marion 1-22; C. Brown 8-19; J. Lyle 7-18; C. Beck 3-(-1); TEAM 1-(-1)

PASSING

FS - T. Castellanos 25-45-2; 272 yards, 2 TD

UM - C. Beck 20-27-0; 241 yards, 4 TD

RECEIVING

FS - R. Pittman Jr. 7-39; D. Robinson 6-87; L. McCoy 3-39; G. Sawchuk 3-25; O. Kromah 2-37; M. Danzy 2-29; J. Boggs 1-14; J. Lucas 1-2

UM - M. Toney 7-107; CJ Daniels 5-78; E. Lofton 3-21; A. Bauman 3-18; J. Lyle 1-9; M. Fletcher 1-8

SCORING SUMMARY

1Q, 10:02	Weinberg 23-yd field goal	UM 0, FSU 3
1Q, 0:50	Daniels 4-yd rec (Davis)	UM 7, FSU 3
2Q, 11:25	Toney 44-yd rec (Davis)	UM 14, FSU 3
3Q, 9:09	Toney 40-yd rec (Davis)	UM 21, FSU 3
3Q, 3:53	Daniels 24-yd rec (Davis)	UM 28, FSU 3
4Q, 10:04	McCoy 8-yd rec (Danzy run)	UM 28, FSU 11
4Q, 3:22	Pittman 6-yd rec (McCoy rec)	UM 28, FSU 19
4Q, 0:20	Weinberg 35-yd field goal	UM 28, FSU 22

GAME 6
SATURDAY, OCT. 11, 2025
TALLAHASSEE

31 — 34

	1	2	3	4	F
Florida State	7	14	3	7	31
Pitt	7	7	7	13	34

	FSU	PITT
First Downs	21	23
Rushes-Yds (Net)	40-170	42-155
Passing Yds (Net)	245	321
Passes Comp-Att-Int	16-23-0	21-29-2
Total Offense Plays-Yds	63-415	71-476
Fumble Returns-Yards	0-0	0-0
Punt Returns-Yards	0-0	0-0
Kickoff Returns-Yards	2-48	0-0
Interception Returns-Yards	2-12	0-0
Punts (Number-Avg)	5-38.2	2-39.5
Fumbles-Lost	2-1	2-0
Penalties-Yards	8-72	5-55
Possession Time	27:25	32:35
Third-Down Conversions	6 of 12	5 of 14
Fourth-Down Conversions	0 of 0	3 of 3
Red-Zone Scores-Chances	2-2	5-6
Sacks By: Number-Yards	5-35	2-9

Attendance: 65,256

RUSHING

FS - G. Sawchuk 14-71; O. Kromah 7-55; C. Holmes 10-40; T. Castellanos 8-12; M. Danzy 1-(-8)

PITT - M. Heintschel 16-64; D. Reid 12-45; J. Turner 10-44; J. Goff 1-4; D. Spann 1-1; C. Hicks 1-0; TEAM 1-(-3)

PASSING

FS - T. Castellanos 16-23-0; 245 yards, 3 TD

PITT - M. Heintschel 21-29-2; 321 yards, 2 TD

RECEIVING

FS - M. Danzy 7-133; M. Douglas 2-24; D. Robinson 2-10; L. Thomas 1-25; E. Moore 1-19; G. Sawchuk 1-16; L. McCoy 1-15; J. Lucas 1-3

PITT - D. Reid 8-155; R. Williams Jr. 6-78; J. Turner 4-34; K. Johnson 1-42; J. Overman 1-12; J. Holmes 1-0

SCORING SUMMARY

1Q, 6:55	Turner 10-yd run (Butkowski)	PITT 7, FSU 0
1Q, 3:17	Holmes 1-yd run (Weinberg)	PITT 7, FSU 7
2Q, 14:21	Reid 24-yd rec (Butkowski)	PITT 14, FSU 7
2Q, 4:20	Danzy 33-yd rec (Weinberg)	PITT 14, FSU 14
2Q, 0:06	Thomas 25-yd rec (Weinberg)	PITT 14, FSU 21
3Q, 10:15	Reid 16-yd rec (Butkowski)	PITT 21, FSU 21
3Q, 5:41	Weinberg 34-yd field goal	PITT 21, FSU 24
4Q, 11:38	Butkowski 28-yd field goal	PITT 24, FSU 24
4Q, 7:15	Butkowski 34-yd field goal	PITT 27, FSU 24
4Q, 2:28	Turner 3-yd run (Butkowski)	PITT 34, FSU 24
4Q, 1:45	Danzy 58-yd rec (Weinberg)	PITT 34, FSU 31

2025 GAME SUMMARIES

GAME 7
SATURDAY, OCT. 18, 2025
STANFORD, CALIF.

13 — 20

	1	2	3	4	F
Florida State	0	10	0	3	13
Stanford	3	10	7	0	20

	FSU	STAN
First Downs	22	19
Rushes-Yds (Net)	43-133	42-132
Passing Yds (Net)	311	161
Passes Comp-Att-Int	18-35-0	12-25-1
Total Offense Plays-Yds	78-444	67-293
Fumble Returns-Yards	0-0	0-0
Punt Returns-Yards	4-67	1-26
Kickoff Returns-Yards	1-25	1-17
Interception Returns-Yards	1-0	0-0
Punts (Number-Avg)	5-44.2	6-48.8
Fumbles-Lost	0-0	0-0
Penalties-Yards	13-79	5-47
Possession Time	27:04	32:56
Third-Down Conversions	8 of 19	6 of 16
Fourth-Down Conversions	1 of 3	0 of 0
Red-Zone Scores-Chances	2-4	4-4
Sacks By: Number-Yards	2-19	2-12

Attendance: 26,470

RUSHING

FS - G. Sawchuk 20-70; T. Castellanos 14-33; O. Kromah 4-17; K. Sperry 3-10; J. Lucas 2-3

STAN - C. Tabb 28-118; M. Ford 8-25; B. Farrell 1-5; S. Irvin 1-1; TEAM 1-(-2); E. Brown 2-(-3); B. Gulbranson 1-(-12)

PASSING

FS - T. Castellanos 14-28-0; 242 yards, 0 TD; K. Sperry 4-7-0; 69 yards, 0 TD

STAN - B. Gulbranson 6-13-1; 90 yards, 1 TD; E. Brown 6-12-0; 71 yards, 0 TD

RECEIVING

FS - D. Robinson 4-98; L. McCoy 4-46; M. Danzy 3-106; R. Pittman Jr. 3-24; G. Sawchuk 2-1; O. Kromah 1-31; J. Lucas 1-5

STAN - S. Roush 6-63; CJ Williams 4-61; C. High 1-29; M. Brown 1-8

SCORING SUMMARY

1Q, 7:41	Kenney 32-yd field goal	STAN 3, FSU 0
2Q, 14:34	Weinberg 39-yd field goal	STAN 3, FSU 3
2Q, 9:13	Williams 7-yd rec (Kenney)	STAN 10, FSU 3
2Q, 2:53	Kenney 26-yd field goal	STAN 13, FSU 3
2Q, 0:40	Castellanos 8-yd run (Weinberg)	STAN 13, FSU 10
3Q, 3:02	Tabb 1-yd run (Kenney)	STAN 20, FSU 10
4Q, 9:21	Weinberg 33-yd field goal	STAN 20, FSU 13

GAME 8
SATURDAY, NOV. 1, 2025
TALLAHASSEE

42 — 7

	1	2	3	4	F
Florida State	0	14	14	14	42
Wake Forest	0	0	0	7	7

	FSU	WF
First Downs	18	19
Rushes-Yds (Net)	40-150	40-85
Passing Yds (Net)	271	162
Passes Comp-Att-Int	12-17-0	18-31-1
Total Offense Plays-Yds	57-421	71-247
Fumble Returns-Yards	1-7	0-0
Punt Returns-Yards	0-0	0-0
Kickoff Returns-Yards	0-0	1-(-7)
Interception Returns-Yards	1-35	0-0
Punts (Number-Avg)	2-53.5	6-39.7
Fumbles-Lost	1-1	6-1
Penalties-Yards	4-45	11-93
Possession Time	25:36	34:24
Third-Down Conversions	7 of 11	6 of 16
Fourth-Down Conversions	0 of 2	2 of 3
Red-Zone Scores-Chances	6-6	1-3
Sacks By: Number-Yards	4-37	3-17

Attendance: 63,677

RUSHING

FS - S. Singleton 14-91; O. Kromah 4-19; G. Sawchuk 6-10; T. Castellanos 10-9; B. Glenn 3-8; R. Pittman Jr. 1-7; J. Lucas 2-6

WF - R. Ashford 12-59; D. Claiborne 14-27; T. Clark 7-22; C. Barnes 1-1; J. Searcy 1-1; D. Purdie 4-(-11); TEAM 1-(-14)

PASSING

FS - T. Castellanos 12-16-0; 271 yards, 1 TD; B. Glenn 0-1-0; 0 yards, 0 TD

WF - R. Ashford 12-21-1; 93 yards, 0 TD; D. Purdie 6-10-0; 69 yards, 1 TD

RECEIVING

FS - D. Robinson 5-148; M. Danzy 2-67; R. Pittman Jr. 2-32; O. Kromah 1-12; L. McCoy 1-12; S. White 1-0

WF - M. Mays Jr. 5-51; C. Barnes 4-16; S. Racanelli 2-27; D. Claiborne 2-16; S. Berkhalter 1-13; K. Johnson 1-11; C. Hernandez 1-11; T. Clark 1-10; D. Deluca 1-7

SCORING SUMMARY

2Q, 13:44	Castellanos 6-yd run (Weinberg)	FSU 7, WF 0
2Q, 0:57	Singleton Jr. 10-yd run (Weinberg)	FSU 14, WF 0
3Q, 4:59	Sawchuk 1-yd run (Weinberg)	FSU 21, WF 0
3Q, 1:45	Sawchuk 1-yd run (Weinberg)	FSU 28, WF 0
4Q, 14:54	Pittman Jr. 7-yd run (Weinberg)	FSU 35, WF 0
4Q, 11:51	Robinson 11-yd rec (Weinberg)	FSU 42, WF 0
4Q, 6:49	Mays Jr. 6-yd rec (Calvert)	FSU 42, WF 7

GAME 9
SATURDAY, NOV. 8, 2025
CLEMSON, S.C.

10 — 24

	1	2	3	4	F
Florida State	0	7	0	3	10
Clemson	8	10	3	3	24

	FSU	CLEM
First Downs	19	16
Rushes-Yds (Net)	26-110	36-98
Passing Yds (Net)	250	221
Passes Comp-Att-Int	23-43-1	20-27-0
Total Offense Plays-Yds	69-360	63-319
Fumble Returns-Yards	0-0	0-0
Punt Returns-Yards	0-0	0-0
Kickoff Returns-Yards	0-0	0-0
Interception Returns-Yards	0-0	1-20
Punts (Number-Avg)	4-42.5	6-38.8
Fumbles-Lost	1-1	0-0
Penalties-Yards	5-50	2-17
Possession Time	25:38	34:22
Third-Down Conversions	5 of 15	4 of 15
Fourth-Down Conversions	1 of 3	2 of 2
Red-Zone Scores-Chances	2-4	2-2
Sacks By: Number-Yards	2-11	6-23

Attendance: 81,500

RUSHING

FS - T. Castellanos 11-31; S. Singleton 6-28; O. Kromah 3-22; J. Lucas 2-16; M. Danzy 1-15; G. Sawchuk 1-1; S. White 2-(-3)

CLEM - A. Randall 15-48; G. Davidson 10-39; A. Williams 2-5; P. Woods 1-5; C. Klubnik 8-1

PASSING

FS - T. Castellanos 23-43-1; 250 yards, 1 TD

CLEM - C. Klubnik 20-27-0; 221 yards, 1 TD

RECEIVING

FS - D. Robinson 9-124; L. McCoy 4-46; R. Pittman Jr. 2-47; M. Danzy 2-19; G. Sawchuk 2-7; J. Lucas 2-(-6); L. Thomas 1-8; O. Kromah 1-5

CLEM - A. Williams 6-62; T. Smith 4-36; T.J. Moore 3-37; O. Patt-Henry 3-32; A. Randall 1-20; G. Davidson 1-13; C. Turner 1-11; C. Bentancur 1-10

SCORING SUMMARY

1Q, 8:25	Klubnik 4-yd run (Swinney run)	CLEM 8, FSU 0
2Q, 12:01	Williams 34-yd rec (Hauser)	CLEM 15, FSU 0
2Q, 2:31	Hauser 40-yd field goal	CLEM 18, FSU 0
2Q, 0:33	McCoy 7-yd rec (Weinberg)	CLEM 18, FSU 7
3Q, 6:01	Hauser 23-yd field goal	CLEM 21, FSU 7
4Q, 14:18	Hauser 43-yd field goal	CLEM 24, FSU 7
4Q, 7:37	Weinberg 46-yd field goal	CLEM 24, FSU 10

2025 GAME SUMMARIES

GAME 10
SATURDAY, NOV. 15, 2025
TALLAHASSEE

34 — 14

	1	2	3	4	F
Florida State	0	10	14	10	34
Virginia Tech	0	7	0	7	14

	FSU	VT
First Downs	27	20
Rushes-Yds (Net)	46-237	41-238
Passing Yds (Net)	194	125
Passes Comp-Att-Int	13-25-0	10-18-1
Total Offense Plays-Yds	71-431	59-363
Fumble Returns-Yards	0-0	0-0
Punt Returns-Yards	0-0	0-0
Kickoff Returns-Yards	2-76	0-0
Interception Returns-Yards	1-0	0-0
Punts (Number-Avg)	0-0	0-0
Fumbles-Lost	0-0	2-1
Penalties-Yards	1-5	8-59
Possession Time	32:35	27:25
Third-Down Conversions	7 of 11	8 of 12
Fourth-Down Conversions	1 of 1	0 of 2
Red-Zone Scores-Chances	5-7	2-2
Sacks By: Number-Yards	1-4	0-0

Attendance: 64,937

RUSHING

FS - O. Kromah 11-59; S. Singleton 14-53; T. Castellanos 7-45; M. Danzy 2-29; G. Sawchuk 3-11; J. Lucas 2-10; B. Glenn 1-9; C. Holmes 1-8; K. Davis 2-8; R. Pittman Jr. 3-5

VT - M. Hawkins 12-101; K. Drones 18-79; T. Stewart 8-43; J. Overton 3-15

PASSING

FS - T. Castellanos 12-24-0; 189 yards, 1 TD; B. Glenn 1-1-0; 5 yards, 0 TD

VT - K. Drones 10-18-1; 125 yards, 1 TD

RECEIVING

FS - D. Robinson 6-134; J. Lucas 2-13; S. Singleton 1-16; R. Williams 1-10; L. McCoy 1-9; R. Pittman Jr. 1-7; W. Suarez 1-5

VT - A. Greene 2-39; C. Seldon 2-22; J. Overton 1-36; I. Spencer 1-18; J. Hairston 1-6; S. Peterkin 1-5; B. Gosnell 1-4; M. Hawkins 1-(-5)

SCORING SUMMARY

2Q, 10:56	Weinberg 26-yd field goal	FSU 3, VT 0
2Q, 5:25	Drones 4-yd run (Love)	FSU 3, VT 7
2Q, 3:11	Robinson 50-yd rec (Weinberg)	FSU 10, VT 7
3Q, 9:33	Castellanos 1-yd run (Weinberg)	FSU 17, VT 7
3Q, 0:54	Pittman 1-yd run (Weinberg)	FSU 24, VT 7
4Q, 11:20	Greene 8-yd rec (Love)	FSU 24, VT 14
4Q, 7:31	Castellanos 15-yd run (Weinberg)	FSU 31, VT 14
4Q, 4:12	Weinberg 34-yd field goal	FSU 34, VT 14

GAME 11
FRIDAY, NOV. 21, 2025
RALEIGH, N.C.

11 — 21

	1	2	3	4	F
Florida State	0	3	0	8	11
NC State	7	0	7	7	21

	FSU	NCS
First Downs	21	20
Rushes-Yds (Net)	34-180	42-134
Passing Yds (Net)	203	152
Passes Comp-Att-Int	16-32-2	18-26-0
Total Offense Plays-Yds	66-383	68-286
Fumble Returns-Yards	0-0	0-0
Punt Returns-Yards	2-27	1-1
Kickoff Returns-Yards	3-33	0-0
Interception Returns-Yards	0-0	2-26
Punts (Number-Avg)	2-44.5	7-35.4
Fumbles-Lost	2-2	0-0
Penalties-Yards	8-37	3-30
Possession Time	27:03	32:57
Third-Down Conversions	5 of 12	7 of 16
Fourth-Down Conversions	1 of 2	2 of 2
Red-Zone Scores-Chances	1-2	2-2
Sacks By: Number-Yards	4-28	0-0

Attendance: 56,919

RUSHING

FS - T. Castellanos 11-76; G. Sawchuk 8-35; R. Williams 7-32; R. Pittman Jr. 1-14; O. Kromah 4-12; J. Lucas 3-11

NCS - H. Smothers 21-84; W. Wilson 9-33; J. Scott 4-15; CJ Bailey 8-2

PASSING

FS - T. Castellanos 16-32-2; 203 yards, 1 TD

NCS - CJ Bailey 18-25-0; 152 yards, 2 TD; TEAM 0-1-0; 0 yards, 0 TD

RECEIVING

FS - D. Robinson 4-74; J. Boggs 4-56; L. McCoy 3-45; R. Pittman Jr. 2-11; R. Williams 1-9; G. Sawchuk 1-5; O. Kromah 1-3

NCS - J. Joly 5-66; T. Anderson 4-44; K. Jackson 3-14; H. Smothers 3-0; W. Grimes 1-12; D. Daniels 1-10; T. Hoffmann 1-6

SCORING SUMMARY

1Q, 2:56	Anderson 23-yd rec (Vinesett)	NCST 7, FSU 0
2Q, 14:06	Weinberg 46-yd field goal	NCST 7, FSU 3
3Q, 4:17	Wilson 1-yd run (Vinesett)	NCST 14, FSU 3
4Q, 8:17	Robinson 9-yd rec (Boggs rec)	NCST 14, FSU 11
4Q, 1:47	Joly 12-yd rec (Vinesett)	NCST 21, FSU 11

GAME 12
SATURDAY, NOV. 29, 2025
GAINESVILLE, FLA.

21 — 40

	1	2	3	4	F
Florida State	0	14	0	7	21
Florida	10	7	14	9	40

	FSU	UF
First Downs	24	26
Rushes-Yds (Net)	37-167	45-272
Passing Yds (Net)	240	168
Passes Comp-Att-Int	17-28-1	15-24-1
Total Offense Plays-Yds	65-407	69-440
Fumble Returns-Yards	0-0	0-0
Punt Returns-Yards	0-0	1-0
Kickoff Returns-Yards	1-17	2-24
Interception Returns-Yards	1-22	1-48
Punts (Number-Avg)	2-38.0	2-62.0
Fumbles-Lost	2-1	0-0
Penalties-Yards	4-28	5-45
Possession Time	25:18	34:42
Third-Down Conversions	6 of 12	6 of 13
Fourth-Down Conversions	1 of 3	2 of 2
Red-Zone Scores-Chances	3-5	5-5
Sacks By: Number-Yards	2-8	4-22

Attendance: 90,007

RUSHING

FS - T. Castellanos 19-77; O. Kromah 5-27; S. Singleton 2-21; J. Lucas 2-13; S. White 2-9; R. Pittman Jr. 1-9; G. Sawchuk 4-7; M. Danzy 1-4; R. Williams 1-0

UF - J. Baugh 38-266; KD Daniels 4-7; DJ Lagway 3-(-1)

PASSING

FS - T. Castellanos 17-28-1; 240 yards, 2 TD

UF - DJ Lagway 15-24-1; 168 yards, 3 TD

RECEIVING

FS - L. McCoy 6-110; M. Danzy 4-49; D. Robinson 3-60; R. Pittman Jr. 2-14; G. Sawchuk 1-7; J. Lucas 1-0

UF - V. Brown III 4-25; J. Sturdivant 3-58; A. Mizell 3-46; H. Hansen 2-18; D. Clark 1-11; T. Livingston 1-9; TJ Abrams 1-1

SCORING SUMMARY

1Q, 9:25	Smack 23-yd field goal	UF 3, FSU 0
1Q, 2:49	Sturdivant 5-yd rec (Smack)	UF 10, FSU 0
2Q, 13:39	Danzy 13-yd rec (Weinberg)	UF 10, FSU 7
2Q, 5:38	Livingston 9-yd rec (Smack)	UF 17, FSU 7
2Q, 1:11	Castellanos 4-yd run (Weinberg)	UF 17, FSU 14
3Q, 9:47	Hansen 3-yd rec (Smack)	UF 24, FSU 14
3Q, 2:55	Baugh 22-yd run (Smack)	UF 31, FSU 14
4Q, 7:38	Smack 54-yd field goal	UF 34, FSU 14
4Q, 3:07	McCoy 17-yd rec (Weinberg)	UF 34, FSU 21
4Q, 0:56	Baugh 12-yd run (Smack missed PAT)	UF 40, FSU 21

2025 SEASON REVIEW

2025 GAME RESULTS

Date	Opponent	Result	Score	Overall	Conf.	Time	Attendance
Aug. 30, 2025	No. 8 ALABAMA	W	31-17	1-0	0-0	3:27	67,277
Sept. 6, 2025	EAST TEXAS A&M	W	77-3	2-0	0-0	3:10	65,430
Sept. 20, 2025	KENT STATE	W	66-10	3-0	0-0	3:43	67,277
* Sept. 26, 2025	at Virginia	L	38-46 (2 OT)	3-1	0-1	3:46	50,107
* Oct. 4, 2025	No. 3 MIAMI	L	22-28	3-2	0-2	3:28	67,277
* Oct. 11, 2025	PITT	L	31-34	3-3	0-3	3:33	65,256
* Oct. 18, 2025	at Stanford	L	13-20	3-4	0-4	3:42	26,470
* Nov. 1, 2025	WAKE FOREST	W	42-7	4-4	1-4	3:08	63,677
* Nov. 8, 2025	at Clemson	L	10-24	4-5	1-5	3:13	81,500
* Nov. 15, 2025	VIRGINIA TECH	W	34-14	5-5	2-5	3:00	64,937
* Nov. 21, 2025	at NC State	L	11-21	5-6	2-6	3:24	56,919
Nov. 29, 2025	at Florida	L	21-40	5-7	2-6	3:35	90,007

** conference game*

2025 TEAM STATISTICS

Team Statistics	FSU	OPP
SCORING	396	264
Points Per Game	33.0	22.0
Points Off Turnovers	62	45
FIRST DOWNS	291	223
Rushing	152	99
Passing	116	102
Penalty	23	22
RUSHING YARDAGE	2624	1657
Yards gained rushing	2831	1948
Yards lost rushing	207	291
Rushing Attempts	506	461
Average Per Rush	5.2	3.6
Average Per Game	218.7	138.1
TDs Rushing	31	12
PASSING YARDAGE	3041	2289
Comp-Att-Int	200-339-9	203-326-12
Average Per Pass	9.0	7.0
Average Per Catch	15.2	11.3
Average Per Game	253.4	190.8
TDs Passing	20	20
TOTAL OFFENSE	5665	3946
Total Plays	845	787
Average Per Play	6.7	5.0
Average Per Game	472.1	328.8
KICK RETURNS: #-Yards	11-254	4-34
PUNT RETURNS: #-Yards	12-139	3-27
INT RETURNS: #-Yards	12-149	9-175
KICK RETURN AVERAGE	23.1	8.5
PUNT RETURN AVERAGE	11.6	9.0
INT RETURN AVERAGE	12.4	19.4
FUMBLES-LOST	16-10	12-2
PENALTIES-Yards	65-544	76-642
Average Per Game	45.3	53.5
PUNTS-Yards	28-1197	54-2257
Average Per Punt	42.8	41.8
Net punt average	41.1	37.4
KICKOFFS-Yards	68-4314	55-3503
Average Per Kick	63.4	63.7
Net kick average	39.8	39.1
TIME OF POSSESSION/Game	28:46	31:14
3RD-DOWN Conversions	81/159	66/172
3rd-Down Pct	51%	38%
4TH-DOWN Conversions	16/29	18/27
4th-Down Pct	55%	67%
SACKS BY-Yards	31-210	23-122
MISC YARDS	0	0
TOUCHDOWNS SCORED	51	32
FIELD GOALS-ATTEMPTS	12-19	13-15
ON-SIDE KICKS	0-5	0-0
RED-ZONE SCORES	(46-57) 81%	(31-35) 89%
RED-ZONE TOUCHDOWNS	(37-57) 65%	(23-35) 66%
PAT-ATTEMPTS	(48-48) 100%	(29-30) 97%
2 PT CONV-ATTEMPTS	(3-3) 100%	(2-2) 100%
ATTENDANCE	461131	305003
Games/Avg Per Game	7/65876	5/61001
Neutral Site Games		--

SCORE BY QUARTERS	1st	2nd	3rd	4th	OT	Total
Florida State	73	141	80	99	3	396
Opponents	63	62	62	66	11	264

2025 SEASON REVIEW

2025 INDIVIDUAL STATISTICS

RUSHING	GP	ATT	GAIN	LOSS	NET	AVG	TD	LONG	AVG/G
Tommy Castellanos	12	137	689	132	557	4.1	9	26	46.4
Gavin Sawchuk	12	109	493	7	486	4.5	8	40	40.5
Ousmane Kromah	12	72	415	7	408	5.7	0	23	34.0
Samuel Singleton Jr.	11	51	364	4	360	7.1	4	53	32.7
Micahi Danzy	12	12	227	11	216	18.0	3	64	18.0
Jaylin Lucas	12	27	160	0	160	5.9	0	26	13.3
Zay Parks	9	15	96	1	95	6.3	1	22	10.6
Caziah Holmes	11	18	90	1	89	4.9	2	16	8.1
Jeremiah Johnson	2	10	55	1	54	5.4	0	16	27.0
Kam Davis	4	8	51	0	51	6.4	1	24	12.8
Roydell Williams	7	15	48	2	46	3.1	0	9	6.6
Brock Glenn	4	7	51	8	43	6.1	0	15	10.8
Randy Pittman Jr.	9	7	37	0	37	5.3	3	14	4.1
Kevin Sperry	3	7	40	13	27	3.9	0	18	9.0
Squirrel White	10	4	9	3	6	1.5	0	6	0.6
Jaylen King	1	2	6	0	6	3.0	0	6	6.0
Michael Grant	1	1	0	9	-9	-9.0	0	0	-9.0
TEAM	12	4	0	8	-8	-2.0	0	0	-0.7
Total.....	**12**	**506**	**2831**	**207**	**2624**	**5.2**	**31**	**64**	**218.7**
Opponents.....	**12**	**461**	**1948**	**291**	**1657**	**3.6**	**12**	**40**	**138.1**

PASSING	G	EFFIC	CMP-ATT-INT	PCT	YDS	TD	LNG	AVG/G
Tommy Castellanos	12	143.5	180-309-9	58.3	2760	15	82	230.0
Kevin Sperry	3	205.3	12-17-0	70.6	194	2	53	64.7
Brock Glenn	4	184.0	6-10-0	60.0	69	2	35	17.3
Jaylen King	1	0.0	0-1-0	0.0	0	0	0	0.0
Michael Grant	1	217.6	1-1-0	100.0	14	0	14	14.0
Randy Pittman Jr.	9	463.6	1-1-0	100.0	4	1	4	0.4
Total.....	**12**	**148.5**	**200-339-9**	**59.0**	**3041**	**20**	**82**	**253.4**
Opponents.....	**12**	**134.1**	**203-326-12**	**62.3**	**2289**	**20**	**75**	**190.8**

RECEIVING	G	NO.	YDS	AVG	TD	LONG	AVG/G
Duce Robinson	12	56	1081	19.3	6	82	90.1
Lawayne McCoy	10	27	396	14.7	3	34	39.6
Micahi Danzy	12	27	571	21.1	3	66	47.6
Randy Pittman Jr.	9	23	208	9.0	2	35	23.1
Gavin Sawchuk	12	13	121	9.3	1	53	10.1
Jaylin Lucas	12	11	88	8.0	0	64	7.3
Jayvan Boggs	8	9	103	11.4	1	31	12.9
Ousmane Kromah	12	9	147	16.3	1	43	12.3
Squirrel White	10	5	52	10.4	0	40	5.2
Kam Davis	4	3	46	15.3	0	32	11.5
Landen Thomas	12	3	35	11.7	2	25	2.9
Elijah Moore	10	3	52	17.3	0	19	5.2
Markeston Douglas	12	2	24	12.0	0	13	2.0
Roydell Williams	7	2	19	9.5	0	10	2.7
Amaree Williams	12	2	51	25.5	1	35	4.3
Samuel Singleton Jr.	11	1	16	16.0	0	16	1.5
Willy Suarez	6	1	5	5.0	0	5	0.8
Chase Loftin	4	1	6	6.0	0	6	1.5
Teriq Mallory	4	1	14	14.0	0	14	3.5
Greyson Labiad	4	1	6	6.0	0	6	1.5
Total.....	**12**	**200**	**3041**	**15.2**	**20**	**82**	**253.4**
Opponents.....	**12**	**203**	**2289**	**11.3**	**20**	**75**	**190.8**

ALL PURPOSE	G	RUSH	REC	PR	KOR	IR	TOT	AVG/G
Duce Robinson	12	0	1081	0	0	0	1081	90.1
Micahi Danzy	12	216	571	0	0	0	787	65.6
Gavin Sawchuk	12	486	121	0	0	0	607	50.6
Tommy Castellanos	12	557	0	0	0	0	557	46.4
Ousmane Kromah	12	408	147	0	0	0	555	46.3
Jaylin Lucas	12	160	88	18	221	0	487	40.6
Lawayne McCoy	10	0	396	32	0	0	428	42.8
Samuel Singleton Jr.	11	360	16	0	33	0	409	37.2
Randy Pittman Jr.	9	37	208	0	0	0	245	27.2
Squirrel White	10	6	52	64	0	0	122	12.2
Jayvan Boggs	8	0	103	0	0	0	103	12.9
Kam Davis	4	51	46	0	0	0	97	24.3
Zay Parks	9	95	0	0	0	0	95	10.6
Caziah Holmes	11	89	0	0	0	0	89	8.1
Earl Little Jr.	12	0	0	0	0	83	83	6.9
Roydell Williams	7	46	19	0	0	0	65	9.3
Jeremiah Johnson	2	54	0	0	0	0	54	27.0
Elijah Moore	10	0	52	0	0	0	52	5.2
Amaree Williams	12	0	51	0	0	0	51	4.3
Edwin Joseph	12	0	0	0	0	50	50	4.2
Brock Glenn	4	43	0	0	0	0	43	10.8
Landen Thomas	12	0	35	0	0	0	35	2.9
Kevin Sperry	3	27	0	0	0	0	27	9.0
Markeston Douglas	12	0	24	0	0	0	24	2.0
Elijah Herring	12	0	0	0	0	15	15	1.3
Teriq Mallory	4	0	14	0	0	0	14	3.5
Jaylen King	1	6	0	0	0	0	6	6.0
Chase Loftin	4	0	6	0	0	0	6	1.5
Greyson Labiad	4	0	6	0	0	0	6	1.5
Willy Suarez	6	0	5	0	0	0	5	0.8
Jerry Wilson	12	0	0	0	0	1	1	0.1
Michael Grant	1	-9	0	0	0	0	-9	-9.0
TEAM	12	-8	0	25	0	0	17	1.4
Total.....	**12**	**2624**	**3041**	**139**	**254**	**149**	**6207**	**517.3**
Opponents.....	**12**	**1657**	**2289**	**27**	**34**	**175**	**4182**	**348.5**

2025 INDIVIDUAL STATISTICS

PUNT RETURNS	NO.	YDS	AVG	TD	LONG
Squirrel White	7	64	9.1	0	23
Lawayne McCoy	1	32	32.0	0	32
Jaylin Lucas	3	18	6.0	0	21
Total.....	**12**	**139**	**11.6**	**0**	**32**
Opponents.....	**3**	**27**	**9.0**	**0**	**26**

KICK RETURNS	NO.	YDS	AVG	TD	LONG
Jaylin Lucas	9	221	24.6	0	39
Samuel Singleton Jr.	2	33	16.5	0	18
Total.....	**11**	**254**	**23.1**	**0**	**39**
Opponents.....	**4**	**34**	**8.5**	**0**	**29**

INTERCEPTIONS	NO.	YDS	AVG	TD	LONG
Earl Little Jr.	4	83	20.8	0	48
Jerry Wilson	3	1	0.3	0	1
Edwin Joseph	3	50	16.7	0	22
Elijah Herring	1	15	15.0	0	15
Ja'Bril Rawls	1	0	0.0	0	0
Total.....	**12**	**149**	**12.4**	**0**	**48**
Opponents.....	**9**	**175**	**19.4**	**0**	**48**

FUMBLES RECOVERED	NO.	YDS	AVG	TD	LONG
Ja'Bril Rawls	1	7	7.0	0	7
Blake Nichelson	1	0	0.0	0	0
Total.....	**2**	**7**	**3.5**	**0**	**7**
Opponents.....	**10**	**38**	**3.8**	**0**	**25**

PUNTING	NO.	YDS	AVG	LONG	TB	FC	I20	50+	BLKD
Mac Chiumento	27	1187	44.0	56	1	16	13	6	0
TEAM	1	10	10.0	0	0	0	0	0	1
Total.....	**28**	**1197**	**42.8**	**56**	**1**	**16**	**13**	**6**	**1**
Opponents.....	**54**	**2257**	**41.8**	**71**	**5**	**21**	**16**	**10**	**0**

FIELD GOALS	FGM-FGA	PCT	01-19	20-29	30-39	40-49	50-99	LG	BLK
Jake Weinberg	12-19	63.2	0-0	3-3	6-8	3-6	0-2	46	0
Opponents.....	**13-15**	**86.7**	**0-0**	**5-5**	**4-4**	**3-3**	**1-3**	**54**	**0**

FG SEQUENCE	Florida State	OPPONENTS
Alabama	(45)	53, (40)
East Texas A&M	-	(21)
Kent State	(25)	(38)
Virginia	45, (36)	(39)
Miami (FL)	(23), (35)	-
Pitt	(34)	(28), (34)
Stanford	57, (39), (33)	(32), (26)
Wake Forest	-	-
Clemson	40, (46)	(40), (23), (43)
Virginia Tech	34, (26), (34)	54
NC State	(46), 35, 51	-
Florida	42	(23), (54)

Numbers in (parentheses) indicate field goal was made.

KICKOFFS	NO.	YDS	AVG	TB	OB	RETN	NET	YDLN
Jake Weinberg	61	3844	63.0	56	0	-	-	-
Brunno Reus	7	470	67.1	7	0	-	-	-
Total.....	**68**	**4314**	**63.4**	**63**	**0**	**3**	**39.8**	**25**
Opponents.....	**55**	**3503**	**63.7**	**38**	**4**	**11**	**39.1**	**25**

SCORING	TD	FGS	KICK	RUSH	PATs RCV	PASS	DXP	SAF	POINTS
Jake Weinberg	-	12-19	46-46	-	-	-	-	-	82
Tommy Castellanos	9	-	-	-	-	2	-	-	54
Gavin Sawchuk	9	-	-	-	-	-	-	-	54
Micahi Danzy	6	-	-	1	-	-	-	-	38
Duce Robinson	6	-	-	-	-	-	-	-	36
Randy Pittman Jr.	5	-	-	-	-	-	-	-	30
Samuel Singleton Jr.	4	-	-	-	-	-	-	-	24
Lawayne McCoy	3	-	-	-	1	-	-	-	20
Caziah Holmes	2	-	-	-	-	-	-	-	12
Landen Thomas	2	-	-	-	-	-	-	-	12
Jayvan Boggs	1	-	-	-	1	-	-	-	8
Kam Davis	1	-	-	-	-	-	-	-	6
Zay Parks	1	-	-	-	-	-	-	-	6
Amaree Williams	1	-	-	-	-	-	-	-	6
Ousmane Kromah	1	-	-	-	-	-	-	-	6
Brunno Reus	-	-	2-2	-	-	-	-	-	2
Total.....	**51**	**12-19**	**48-48**	**1**	**2**	**2**	**0**	**0**	**396**
Opponents.....	**32**	**13-15**	**29-30**	**1**	**1**	**1**	**0**	**0**	**264**

TOTAL OFFENSE	G	PLAYS	RUSH	PASS	TOTAL	AVG/G
Tommy Castellanos	12	446	557	2760	3317	276.4
Gavin Sawchuk	12	109	486	0	486	40.5
Ousmane Kromah	12	72	408	0	408	34.0
Samuel Singleton Jr.	11	51	360	0	360	32.7
Kevin Sperry	3	24	27	194	221	73.7
Micahi Danzy	12	102	216	0	216	18.0
Jaylin Lucas	12	27	160	0	160	13.3
Brock Glenn	4	17	43	69	112	28.0
Zay Parks	9	15	95	0	95	10.6
Caziah Holmes	11	18	89	0	89	8.1
Jeremiah Johnson	2	10	54	0	54	27.0
Kam Davis	4	8	51	0	51	12.8
Roydell Williams	7	15	46	0	46	6.6
Randy Pittman Jr.	9	8	37	4	41	4.6
Squirrel White	10	4	6	0	6	0.6
Jaylen King	1	3	6	0	6	6.0
Michael Grant	1	2	-9	14	5	5.0
TEAM	12	0	-8	0	-8	-0.7
Total.....	**12**	**845**	**2624**	**3041**	**5665**	**472.1**
Opponents.....	**12**	**787**	**1657**	**2289**	**3946**	**328.8**

2025 SEASON REVIEW

2025 OVERALL DEFENSIVE STATISTICS

			TACKLES				SACKS	PASS DEF			FUMBLES		BLKD	
##	DEFENSIVE LEADERS	GP	SOLO	AST	TOTAL	TFL/YDS	NO-YARDS	INT-YDS	BRUP	QBH	RCV-YDS	FF	KICK	SAF
0	Earl Little Jr.	12	33	43	76	2-4	-	4-83	2	-	-	2	-	-
27	Ashlynd Barker	11	26	22	48	5-17	3.5-14	-	2	1	-	-	-	-
6	Darrell Jackson Jr.	12	13	32	45	3-8	1-4	-	-	1	-	-	-	-
28	Justin Cryer	12	15	28	43	5-11	1-1	-	-	3	-	-	-	-
20	Blake Nichelson	12	24	19	43	6.5-22	1-8	-	1	1	1-0	-	-	-
19	Jerry Wilson	12	26	16	42	1-5	-	3-1	3	-	-	1	-	-
31	Elijah Herring	12	20	21	41	3.5-6	1-2	1-15	-	1	-	-	-	-
11	Ja'Bril Rawls	7	22	18	40	2-6	-	1-0	2	-	1-7	-	-	-
9	Omar Graham Jr.	12	24	14	38	-	-	-	1	1	-	-	-	-
7	Stefon Thompson	10	13	24	37	3.5-15	3.5-15	-	-	1	-	1	-	-
3	Edwin Joseph	12	19	18	37	3.5-9	-	3-50	5	-	-	1	-	-
1	Shyheim Brown	12	12	20	32	1.5-7	1-6	-	-	-	-	-	-	-
24	K.J. Kirkland	12	10	21	31	3-15	1-12	-	-	1	-	-	-	-
93	Mandrell Desir	12	13	17	30	7.5-57	6.5-55	-	1	1	-	1	-	-
15	Shamar Arnoux	11	19	8	27	-	-	-	1	1	-	-	-	-
5	Daniel Lyons	12	11	15	26	3.5-20	2-19	-	-	4	-	1	-	-
8	Deante McCray	12	8	17	25	4.5-15	1-10	-	-	3	-	-	-	-
90	Darryll Desir	12	8	15	23	1.5-20	1-18	-	-	4	-	-	-	-
10	James Williams	11	4	15	19	3-14	1.5-10	-	-	5	-	-	-	-
97	Jayson Jenkins	12	5	11	16	1.5-8	1-7	-	-	-	-	-	-	-
41	AJ Cottrill	12	4	11	15	2.5-12	1.5-9	-	-	1	-	-	-	-
56	KJ Sampson	10	3	8	11	1.5-2	-	-	-	1	-	-	-	-
40	Amaree Williams	12	5	5	10	2-11	1.5-10	-	-	1	-	-	-	-
44	Jaden Jones	12	2	5	7	1-1	-	-	1	2	-	-	-	-
16	Quindarrius Jones	5	3	4	7	1-4	-	-	1	-	-	-	-	-
37	Christian White	5	4	1	5	-	-	-	-	-	-	-	-	-
4	Charles Lester III	10	3	1	4	-	-	-	-	-	-	-	-	-
47	Donny Hiebert	6	-	3	3	-	-	-	-	-	-	-	-	-
1	Tommy Castellanos	12	3	-	3	-	-	-	-	-	-	-	-	-
33	Antonio Cromartie Jr.	2	1	2	3	-	-	-	-	-	-	-	-	-
21	Max Redmon	2	-	3	3	-	-	-	-	-	-	-	-	-
36	Jayden Parrish	2	-	3	3	-	-	-	-	-	-	-	-	-
43	Gav Holman	2	-	3	3	-	-	-	1	-	-	-	-	-
91	Tyeland Coleman	3	1	1	2	1-4	1-4	-	-	-	-	-	-	-
99	Jamorie Flagg	2	1	1	2	-	-	-	-	-	-	-	-	-
96	Tylon Lee	3	1	1	2	-	-	-	-	-	-	-	-	-
52	Ashton Bracewell	2	2	-	2	1-1	-	-	-	-	-	-	-	-
13	Deamontae Diggs	3	2	-	2	2-7	1-6	-	-	-	-	-	-	-
26	Ricky Knight III	7	1	-	1	-	-	-	-	-	-	-	-	-
18	Jamari Howard	2	-	1	1	-	-	-	1	-	-	-	-	-
14	Cai Bates	7	1	-	1	-	-	-	-	-	-	-	-	-
98	Grant Fielder	6	1	-	1	-	-	-	-	-	-	-	-	-
79	Lucas Simmons	12	-	1	1	-	-	-	-	-	-	-	-	-
65	Andre Otto	12	-	1	1	-	-	-	-	-	-	-	-	-
55	Kevin Wynn	4	-	1	1	-	-	-	1	-	-	-	-	-
0	Duce Robinson	12	1	-	1	-	-	-	1	-	-	-	-	-
27	Gavin Sawchuk	12	1	-	1	-	-	-	-	-	-	-	-	-
	Total.....	**12**	**365**	**450**	**815**	**73-301**	**31-210**	**12-149**	**24**	**33**	**2-7**	**7**	**0**	**0**
	Opponents.....	**12**	**405**	**446**	**851**	**59-203**	**23-122**	**9-175**	**37**	**35**	**10-38**	**10**	**1**	**0**

2025 PASSING GAME-BY-GAME

#1 TOMMY CASTELLANOS	COMP	ATT	INT	PCT	YARDS	TD	LONG	SACK	YDS	EFFIC
Alabama	9	14	0	64.3	152	0	64	0	0	155.5
East Texas A&M	8	11	0	72.7	237	3	82	0	0	343.7
Kent State	10	13	1	76.9	205	0	65	0	0	194.0
Virginia	18	32	2	56.3	254	1	47	2	6	120.7
Miami (FL)	25	45	2	55.6	272	2	30	2	19	112.1
Pitt	16	23	0	69.6	245	3	58	2	9	202.1
Stanford	14	28	0	50.0	242	0	48	1	5	122.6
Wake Forest	12	16	0	75.0	271	1	66	2	9	237.9
Clemson	23	43	1	53.5	250	1	35	5	21	105.3
Virginia Tech	12	24	0	50.0	189	1	50	0	0	129.9
NC State	16	32	2	50.0	203	1	34	0	0	101.1
Florida	17	28	1	60.7	240	2	44	4	22	149.1
TOTALS	**180**	**309**	**9**	**58.3**	**2760**	**15**	**82**	**18**	**91**	**143.5**

#9 KEVIN SPERRY	COMP	ATT	INT	PCT	YARDS	TD	LONG	SACK	YDS	EFFIC
East Texas A&M	4	5	0	80.0	61	2	43	0	0	314.5
Kent State	4	5	0	80.0	64	0	21	1	5	187.5
Stanford	4	7	0	57.1	69	0	53	1	7	139.9
TOTALS	**12**	**17**	**0**	**70.6**	**194**	**2**	**53**	**2**	**12**	**205.3**

#11 BROCK GLENN	COMP	ATT	INT	PCT	YARDS	TD	LONG	SACK	YDS	EFFIC
East Texas A&M	3	3	0	100.0	56	1	35	0	0	366.8
Kent State	2	5	0	40.0	8	1	6	0	0	119.4
Wake Forest	0	1	0	0.0	0	0	0	1	8	0.0
Virginia Tech	1	1	0	100.0	5	0	5	0	0	142.0
TOTALS	**6**	**10**	**0**	**60.0**	**69**	**2**	**35**	**1**	**8**	**184.0**

#12 MICHAEL GRANT	COMP	ATT	INT	PCT	YARDS	TD	LONG	SACK	YDS	EFFIC
East Texas A&M	1	1	0	100.0	14	0	14	1	9	217.6

#13 RANDY PITTMAN JR.	COMP	ATT	INT	PCT	YARDS	TD	LONG	SACK	YDS	EFFIC
Virginia	1	1	0	100.0	4	1	4	0	0	463.6

#14 JAYLEN KING	COMP	ATT	INT	PCT	YARDS	TD	LONG	SACK	YDS	EFFIC
Kent State	0	1	0	0.0	0	0	0	0	0	0.0

2025 SEASON REVIEW

2025 RUSHING/RECEIVING GAME-BY-GAME

RUSHING	NO-YDS/TD	UA	ETAMU	KSU	UVA	UM	PITT	STAN	WF	CLEM	VT	NCST	UF
Tommy Castellanos	137-557/9	16-78/1	4-7/0	7-54/2	14-78/1	16-57/0	8-12/0	14-33/1	10-9/1	11-31/0	7-45/2	11-76/0	19-77/1
Gavin Sawchuk	109-486/8	6-28/1	8-35/2	11-97/2	17-74/1	11-47/0	14-71/0	20-70/0	6-10/2	1-1/0	3-11/0	8-35/0	4-7/0
Ousmane Kromah	72-408/0	7-31/0	5-37/0	4-43/0	12-63/0	6-23/0	7-55/0	4-17/0	4-19/0	3-22/0	11-59/0	4-12/0	5-27/0
Samuel Singleton Jr.	51-360/4	-	4-82/1	10-86/2	-	1--1/0	-	-	14-91/1	6-28/0	14-53/0	DNP	2-21/0
Jaylin Lucas	27-160/0	6-22/0	4-23/0	2-44/0	1-9/0	1-3/0	-	2-3/0	2-6/0	2-16/0	2-10/0	3-11/0	2-13/0
Caziah Holmes	18-89/2	2-7/1	3-2/0	DNP	2-32/0	-	10-40/1	-	-	-	1-8/0	-	-
Zay Parks	15-95/1	-	10-61/1	5-34/0	-	DNP	-	DNP	DNP	-	-	-	-
Roydell Williams	15-46/0	6-14/0	DNP	DNP	DNP	1-0/0	DNP	-	DNP	-	-	7-32/0	1-0/0
Micahi Danzy	12-216/3	3-56/1	1-53/1	1-64/1	-	2-3/0	1--8/0	-	-	1-15/0	2-29/0	-	1-4/0
Jeremiah Johnson	10-54/0	DNP	5-25/0	5-29/0	DNP	DNP	DNP	DNP	DNP	DNP	DNP	DNP	DNP
Kam Davis	8-51/1	DNP	2-13/0	4-30/1	DNP	DNP	DNP	DNP	DNP	-	2-8/0	DNP	DNP
Brock Glenn	7-43/0	DNP	1-10/0	2-16/0	DNP	DNP	DNP	DNP	3-8/0	DNP	1-9/0	DNP	DNP
Randy Pittman Jr.	7-37/3	-	DNP	DNP	1-2/1	-	DNP	-	1-7/1	-	3-5/1	1-14/0	1-9/0
Kevin Sperry	7-27/0	DNP	3-22/0	1--5/0	DNP	DNP	DNP	3-10/0	DNP	DNP	DNP	DNP	DNP
Squirrel White	4-6/0	-	-	DNP	-	-	DNP	-	-	2--3/0	-	-	2-9/0
Jaylen King	2-6/0	DNP	DNP	2-6/0	DNP	DNP	DNP	DNP	DNP	DNP	DNP	DNP	DNP
Michael Grant	1--9/0	DNP	1--9/0	DNP	DNP	DNP	DNP	DNP	DNP	DNP	DNP	DNP	DNP

RECEIVING	NO-YDS/TD	UA	ETAMU	KSU	UVA	UM	PITT	STAN	WF	CLEM	VT	NCST	UF
Duce Robinson	56-1081/6	2-18/0	5-173/2	1-8/0	9-147/1	6-87/0	2-10/0	4-98/0	5-148/1	9-124/0	6-134/1	4-74/1	3-60/0
Micahi Danzy	27-571/3	-	2-14/0	2-112/0	3-42/0	2-29/0	7-133/2	3-106/0	2-67/0	2-19/0	-	-	4-49/1
Lawayne McCoy	27-396/3	DNP	DNP	2-30/0	2-44/0	3-39/1	1-15/0	4-46/0	1-12/0	4-46/1	1-9/0	3-45/0	6-110/1
Randy Pittman Jr.	23-208/2	2-18/0	DNP	DNP	2-16/1	7-39/1	DNP	3-24/0	2-32/0	2-47/0	1-7/0	2-11/0	2-14/0
Gavin Sawchuk	13-121/1	1-3/0	1-53/1	-	1-4/0	3-25/0	1-16/0	2-1/0	-	2-7/0	-	1-5/0	1-7/0
Jaylin Lucas	11-88/0	2-66/0	1-5/0	-	-	1-2/0	1-3/0	1-5/0	-	2--6/0	2-13/0	-	1-0/0
Ousmane Kromah	9-147/1	1-7/0	1-43/1	1-9/0	-	2-37/0	-	1-31/0	1-12/0	1-5/0	-	1-3/0	-
Jayvan Boggs	9-103/1	-	1-3/1	3-30/0	DNP	1-14/0	DNP	-	DNP	DNP	-	4-56/0	-
Squirrel White	5-52/0	1-40/0	1-7/0	DNP	2-5/0	-	DNP	-	1-0/0	-	-	-	-
Elijah Moore	3-52/0	DNP	1-15/0	1-18/0	-	-	1-19/0	-	DNP	-	-	-	-
Kam Davis	3-46/0	DNP	-	3-46/0	DNP	DNP	DNP	DNP	DNP	-	-	DNP	DNP
Landen Thomas	3-35/2	-	-	1-2/1	-	-	1-25/1	-	-	1-8/0	-	-	-
Amaree Williams	2-51/1	-	1-35/1	1-16/0	-	-	-	-	-	-	-	-	-
Markeston Douglas	2-24/0	-	-	-	-	-	2-24/0	-	-	-	-	-	-
Roydell Williams	2-19/0	-	DNP	DNP	DNP	-	DNP	-	DNP	-	1-10/0	1-9/0	-
Samuel Singleton Jr.	1-16/0	-	-	-	-	-	-	-	-	-	1-16/0	DNP	-
Teriq Mallory	1-14/0	DNP	1-14/0	-	DNP	-	-	DNP	DNP	DNP	DNP	DNP	DNP
Chase Loftin	1-6/0	-	1-6/0	-	DNP	DNP	DNP	DNP	DNP	DNP	DNP	DNP	-
Greyson Labiad	1-6/0	DNP	-	1-6/0	-	DNP	DNP	DNP	-	DNP	DNP	DNP	DNP
Willy Suarez	1-5/0	DNP	-	-	DNP	-	DNP	-	-	DNP	1-5/0	DNP	DNP

2025 ALL-PURPOSE YARDS GAME-BY-GAME

NAME	YDS	UA	ETAMU	KSU	UVA	UM	PITT	STAN	WF	CLEM	VT	NCST	UF
Duce Robinson	1081	18	173	8	147	87	10	98	148	124	134	74	60
Micahi Danzy	787	56	67	176	42	32	125	106	67	34	29	-	53
Gavin Sawchuk	607	31	88	97	78	72	87	71	10	8	11	40	14
Tommy Castellanos	557	78	7	54	78	57	12	33	9	31	45	76	77
Ousmane Kromah	555	38	80	52	63	60	55	48	31	27	59	15	27
Jaylin Lucas	487	91	71	38	9	5	51	33	6	10	99	44	30
Lawayne McCoy	428	DNP	DNP	30	44	39	15	78	12	46	9	45	110
Samuel Singleton Jr.	409	15	100	86	-	-1	-	-	91	28	69	DNP	21
Randy Pittman Jr.	245	18	DNP	DNP	18	39	DNP	24	39	47	12	25	23
Squirrel White	122	40	11	DNP	28	-	DNP	35	-	-3	-	2	9
Jayvan Boggs	103	-	3	30	DNP	14	DNP	-	DNP	DNP	-	56	-
Kam Davis	97	DNP	13	76	DNP	DNP	DNP	DNP	DNP	-	8	DNP	DNP
Zay Parks	95	-	61	34	-	DNP	-	DNP	DNP	-	-	-	-
Caziah Holmes	89	7	2	DNP	32	-	40	-	-	-	8	-	-
Earl Little Jr.	83	-	48	-	-	-	-	-	35	-	-	-	-
Roydell Williams	65	14	DNP	DNP	DNP	-	DNP	-	DNP	-	10	41	-
Jeremiah Johnson	54	DNP	25	29	DNP	DNP	DNP	DNP	DNP	DNP	DNP	DNP	DNP
Elijah Moore	52	DNP	15	18	-	-	19	-	DNP	-	-	-	-
Amaree Williams	51	-	35	16	-	-	-	-	-	-	-	-	-
Edwin Joseph	50	-	-	-	16	-	12	-	-	-	-	-	22
Brock Glenn	43	DNP	10	16	DNP	DNP	DNP	DNP	8	DNP	9	DNP	DNP
Landen Thomas	35	-	-	2	-	-	25	-	-	8	-	-	-
Kevin Sperry	27	DNP	22	-5	DNP	DNP	DNP	10	DNP	DNP	DNP	DNP	DNP
Markeston Douglas	24	-	-	-	-	-	24	-	-	-	-	-	-
Elijah Herring	15	-	-	-	15	-	-	-	-	-	-	-	-
Teriq Mallory	14	DNP	14	-	DNP	-	-	DNP	DNP	DNP	DNP	DNP	DNP
Jaylen King	6	DNP	DNP	6	DNP	DNP	DNP	DNP	DNP	DNP	DNP	DNP	DNP
Chase Loftin	6	-	6	-	DNP	DNP	DNP	DNP	DNP	DNP	DNP	DNP	-
Greyson Labiad	6	DNP	-	6	-	DNP	DNP	DNP	-	DNP	DNP	DNP	DNP
Willy Suarez	5	DNP	-	-	DNP	-	DNP	-	-	DNP	5	DNP	DNP
Jerry Wilson	1	-	-	1	-	-	-	-	-	-	-	-	-
Michael Grant	-9	DNP	-9	DNP	DNP	DNP	DNP	DNP	DNP	DNP	DNP	DNP	DNP

2025 SEASON REVIEW

2025 TOTAL TACKLES GAME-BY-GAME

NAME	U-A	TOT	UA	ETAMU	KSU	UVA	UM	PITT	STAN	WF	CLEM	VT	NCST	UF
Earl Little Jr.	33-43	76	4-5	1-1	2-2	4-9	2-5	4-1	2-3	3-4	2-3	4-2	2-4	3-4
Ashlynd Barker	26-22	48	3-0	3-1	0-1	4-1	DNP	1-4	4-2	2-1	3-4	2-3	2-3	2-2
Darrell Jackson Jr.	13-32	45	0-1	2-1	1-3	0-5	1-3	1-2	2-1	2-1	1-2	0-3	2-5	1-5
Blake Nichelson	24-19	43	2-2	1-0	0-1	2-1	4-2	2-0	2-5	3-1	2-5	2-0	3-2	1-0
Justin Cryer	15-28	43	3-4	1-2	1-1	3-3	1-3	2-2	1-0	1-0	1-4	1-2	0-5	0-2
Jerry Wilson	26-16	42	3-1	2-0	-	2-1	2-1	3-1	3-3	3-0	3-2	4-1	1-1	0-5
Elijah Herring	20-21	41	1-3	-	2-0	4-4	1-4	1-1	1-1	3-1	2-3	4-3	1-0	0-1
Ja'Bril Rawls	22-18	40	3-3	DNP	2-0	3-8	1-5	10-0	DNP	2-0	1-2	DNP	DNP	DNP
Omar Graham Jr.	24-14	38	1-1	1-0	3-0	0-2	2-0	1-3	5-3	3-0	3-1	3-2	1-1	1-1
Edwin Joseph	19-18	37	1-2	-	1-1	2-1	-	3-1	2-3	2-0	3-2	1-2	1-5	3-1
Stefon Thompson	13-24	37	1-0	1-1	0-1	0-1	3-3	0-1	DNP	DNP	0-3	2-1	5-4	1-9
Shyheim Brown	12-20	32	-	-	-	3-6	2-2	1-2	1-3	3-2	0-3	-	0-1	2-1
K.J. Kirkland	10-21	31	1-1	0-1	0-2	1-2	1-3	2-1	1-1	0-1	0-1	-	1-3	3-5
Mandrell Desir	13-17	30	2-2	2-0	1-0	0-4	-	1-0	-	1-0	1-4	1-2	3-2	1-3
Shamar Arnoux	19-8	27	DNP	0-1	0-1	0-1	2-0	1-0	2-0	2-0	1-1	3-0	2-4	6-0
Daniel Lyons	11-15	26	1-1	0-1	0-1	0-4	2-1	0-1	3-0	-	1-0	0-1	1-2	3-3
Deante McCray	8-17	25	1-0	0-2	-	1-5	1-3	0-1	0-1	-	3-2	0-1	2-2	-
Darryll Desir	8-15	23	-	1-0	1-2	0-1	1-1	1-0	1-1	-	-	1-1	2-5	0-4
James Williams	4-15	19	0-1	-	0-4	1-2	-	1-0	0-1	1-1	DNP	0-2	0-2	1-2
Jayson Jenkins	5-11	16	0-1	1-0	0-1	1-1	-	0-1	1-2	-	0-3	1-0	-	1-2
AJ Cottrill	4-11	15	-	3-1	1-2	0-2	0-1	0-1	-	0-3	-	-	-	0-1
KJ Sampson	3-8	11	-	0-1	0-2	-	DNP	DNP	1-1	1-1	1-0	0-2	-	0-1
Amaree Williams	5-5	10	-	0-1	-	-	0-1	1-1	2-0	2-1	0-1	-	-	-
Quindarrius Jones	3-4	7	1-0	0-1	1-1	1-2	-	DNP	DNP	DNP	DNP	DNP	DNP	DNP
Jaden Jones	2-5	7	-	-	0-1	0-2	-	-	-	2-1	-	-	0-1	-
Christian White	4-1	5	DNP	1-0	1-0	DNP	DNP	DNP	-	2-1	-	DNP	DNP	DNP
Charles Lester III	3-1	4	-	-	-	DNP	DNP	-	2-1	1-0	-	-	-	-
Tommy Castellanos	3-0	3	-	-	1-0	1-0	-	-	-	-	1-0	-	-	-
Antonio Cromartie Jr.	1-2	3	DNP	1-1	0-1	DNP	DNP	DNP	DNP	DNP	DNP	DNP	DNP	DNP
Max Redmon	0-3	3	DNP	0-3	-	DNP	DNP	DNP	DNP	DNP	DNP	DNP	DNP	DNP
Jayden Parrish	0-3	3	DNP	0-3	-	DNP	DNP	DNP	DNP	DNP	DNP	DNP	DNP	DNP
Gav Holman	0-3	3	DNP	0-2	0-1	DNP	DNP	DNP	DNP	DNP	DNP	DNP	DNP	DNP
Donny Hiebert	0-3	3	-	0-1	0-2	-	-	-	DNP	DNP	DNP	DNP	DNP	DNP
Deamontae Diggs	2-0	2	1-0	-	1-0	DNP	DNP	DNP	DNP	DNP	DNP	DNP	DNP	DNP
Ashton Bracewell	2-0	2	DNP	2-0	-	DNP	DNP	DNP	DNP	DNP	DNP	DNP	DNP	DNP
Tyeland Coleman	1-1	2	DNP	1-1	-	DNP	DNP	DNP	DNP	-	DNP	DNP	DNP	DNP
Tylon Lee	1-1	2	DNP	1-1	-	DNP	DNP	DNP	DNP	-	DNP	DNP	DNP	DNP
Jamorie Flagg	1-1	2	DNP	0-1	1-0	DNP	DNP	DNP	DNP	DNP	DNP	DNP	DNP	DNP
Duce Robinson	1-0	1	-	-	-	-	-	-	-	-	-	-	1-0	-
Cai Bates	1-0	1	DNP	-	1-0	DNP	DNP	-	-	DNP	-	DNP	-	-
Ricky Knight III	1-0	1	-	1-0	-	-	DNP	-	-	-	DNP	DNP	DNP	DNP
Gavin Sawchuk	1-0	1	-	-	-	-	1-0	-	-	-	-	-	-	-
Grant Fielder	1-0	1	DNP	-	1-0	DNP	DNP	DNP	-	-	-	DNP	-	DNP
Jamari Howard	0-1	1	DNP	-	0-1	DNP	DNP	DNP	DNP	DNP	DNP	DNP	DNP	DNP
Kevin Wynn	0-1	1	DNP	DNP	DNP	DNP	-	-	-	0-1	DNP	DNP	DNP	DNP
André Otto	0-1	1	-	0-1	-	-	-	-	-	-	-	-	-	-
Lucas Simmons	0-1	1	-	0-1	-	-	-	-	-	-	-	-	-	-

2025 TACKLES FOR LOSS GAME-BY-GAME

NAME	U-A	TOT	UA	ETAMU	KSU	UVA	UM	PITT	STAN	WF	CLEM	VT	NCST	UF
Mandrell Desir	7-1	7.5	-	1.0-2	1.0-7	-	-	1.0-11	-	1.0-13	1.0-7	1.0-4	1.0-11	0.5-2
Blake Nichelson	6-1	6.5	1.0-1	1.0-1	-	-	1.0-8	-	1.5-2	-	-	1.0-3	1.0-7	-
Ashlynd Barker	4-2	5.0	-	-	-	2.0-10	DNP	0.5-0	-	-	1.5-5	1.0-2	-	-
Justin Cryer	4-2	5.0	-	1.0-1	1.0-7	-	-	2.0-2	-	-	0.5-1	-	-	0.5-0
Deante McCray	4-1	4.5	1.0-2	0.5-0	-	-	-	-	-	-	2.0-3	-	1.0-10	-
Edwin Joseph	3-1	3.5	-	-	-	1.0-2	-	-	0.5-2	1.0-4	-	-	1.0-1	-
Elijah Herring	3-1	3.5	-	-	1.0-2	-	1.0-2	-	-	-	1.5-2	-	-	-
Daniel Lyons	2-3	3.5	1.0-15	0.5-0	-	-	1.0-1	0.5-2	-	-	-	-	-	0.5-2
Stefon Thompson	2-3	3.5	1.0-7	-	-	-	-	0.5-1	DNP	DNP	-	-	1.5-5	0.5-2
Darrell Jackson Jr.	2-2	3.0	-	1.5-5	0.5-1	-	1.0-2	-	-	-	-	-	-	-
K.J. Kirkland	2-2	3.0	-	-	-	-	1.0-1	-	1.0-12	0.5-0	-	-	0.5-2	-
James Williams	1-4	3.0	-	-	0.5-1	-	-	1.0-3	-	0.5-6	DNP	-	0.5-2	0.5-2
AJ Cottrill	1-3	2.5	-	0.5-2	1.0-3	-	-	0.5-2	-	0.5-5	-	-	-	-
Earl Little Jr.	2-0	2.0	1.0-2	-	-	-	-	-	1.0-2	-	-	-	-	-
Ja'Bril Rawls	2-0	2.0	-	DNP	-	1.0-4	-	1.0-2	DNP	-	-	DNP	DNP	DNP
Deamontae Diggs	2-0	2.0	1.0-6	-	1.0-1	DNP	DNP	DNP	DNP	DNP	DNP	DNP	DNP	DNP
Amaree Williams	1-2	2.0	-	0.5-3	-	-	-	-	-	1.0-7	0.5-1	-	-	-
Shyheim Brown	1-1	1.5	-	-	-	-	-	-	-	1.5-7	-	-	-	-
KJ Sampson	1-1	1.5	-	0.5-1	-	-	DNP	DNP	-	-	1.0-1	-	-	-
Darryll Desir	1-1	1.5	-	-	-	-	-	1.0-18	-	-	-	-	0.5-2	-
Jayson Jenkins	1-1	1.5	-	-	-	-	-	-	1.0-7	-	-	-	-	0.5-1
Quindarrius Jones	1-0	1.0	1.0-4	-	-	-	-	DNP	DNP	DNP	DNP	DNP	DNP	DNP
Jerry Wilson	1-0	1.0	-	-	-	-	-	-	-	-	-	1.0-5	-	-
Jaden Jones	1-0	1.0	-	-	-	-	-	-	-	1.0-1	-	-	-	-
Ashton Bracewell	1-0	1.0	DNP	1.0-1	-	DNP	DNP	DNP	DNP	DNP	DNP	DNP	DNP	DNP
Tyeland Coleman	1-0	1.0	DNP	1.0-4	-	DNP	DNP	DNP	DNP	-	DNP	DNP	DNP	DNP

2025 SEASON REVIEW

2025 SACKS GAME-BY-GAME

NAME	U-A	TOT	UA	ETAMU	KSU	UVA	UM	PITT	STAN	WF	CLEM	VT	NCST	UF
Mandrell Desir	6-1	6.5	-	-	1-7	-	-	1-11	-	1-13	1-7	1-4	1-11	0.5-2
Ashlynd Barker	3-1	3.5	-	-	-	2-10	DNP	0.5-0	-	-	1-4	-	-	-
Stefon Thompson	2-3	3.5	1-7	-	-	-	-	0.5-1	DNP	DNP	-	-	1.5-5	0.5-2
Daniel Lyons	1-2	2.0	1-15	-	-	-	-	0.5-2	-	-	-	-	-	0.5-2
Amaree Williams	1-1	1.5	-	0.5-3	-	-	-	-	-	1-7	-	-	-	-
James Williams	0-3	1.5	-	-	-	-	-	-	-	0.5-6	DNP	-	0.5-2	0.5-2
AJ Cottrill	0-3	1.5	-	0.5-2	-	-	-	0.5-2	-	0.5-5	-	-	-	-
Shyheim Brown	1-0	1	-	-	-	-	-	-	-	1-6	-	-	-	-
Darrell Jackson Jr.	1-0	1	-	1-4	-	-	-	-	-	-	-	-	-	-
Deante McCray	1-0	1	-	-	-	-	-	-	-	-	-	-	1-10	-
Deamontae Diggs	1-0	1	1-6	-	-	DNP	DNP	DNP	DNP	DNP	DNP	DNP	DNP	DNP
Blake Nichelson	1-0	1	-	-	-	-	1-8	-	-	-	-	-	-	-
K.J. Kirkland	1-0	1	-	-	-	-	-	-	1-12	-	-	-	-	-
Justin Cryer	1-0	1	-	-	-	-	-	1-1	-	-	-	-	-	-
Elijah Herring	1-0	1	-	-	1-2	-	-	-	-	-	-	-	-	-
Darryll Desir	1-0	1	-	-	-	-	-	1-18	-	-	-	-	-	-
Tyeland Coleman	1-0	1	DNP	1-4	-	DNP	DNP	DNP	DNP	-	DNP	DNP	DNP	DNP
Jayson Jenkins	1-0	1	-	-	-	-	-	-	1-7	-	-	-	-	-

2025 INTERCEPTION RETURNS GAME-BY-GAME

NAME	NO-YDS	UA	ETAMU	KSU	UVA	UM	PITT	STAN	WF	CLEM	VT	NCST	UF
Earl Little Jr.	4-83	-	1-48	-	-	-	1-0	1-0	1-35	-	-	-	-
Edwin Joseph	3-50	-	-	-	1-16	-	1-12	-	-	-	-	-	1-22
Jerry Wilson	3-1	-	1-0	1-1	-	-	-	-	-	-	1-0	-	-
Elijah Herring	1-15	-	-	-	1-15	-	-	-	-	-	-	-	-
Ja'Bril Rawls	1-0	-	DNP	-	1-0	-	-	DNP	-	-	DNP	DNP	DNP

2025 FUMBLE RECOVERIES/RETURN YARDS GAME-BY-GAME

NAME	NO-YDS	UA	ETAMU	KSU	UVA	UM	PITT	STAN	WF	CLEM	VT	NCST	UF
Ja'Bril Rawls	1-0	-	DNP	-	-	-	-	DNP	1-7	-	DNP	DNP	DNP
Blake Nichelson	1-0	-	-	-	-	-	-	-	-	-	1-0	-	-

2025 FUMBLES FORCED GAME-BY-GAME

NAME	NO	UA	ETAMU	KSU	UVA	UM	PITT	STAN	WF	CLEM	VT	NCST	UF
Earl Little Jr.	2	-	-	-	-	-	1	-	1	-	-	-	-
Edwin Joseph	1	-	-	-	-	-	-	-	1	-	-	-	-
Daniel Lyons	1	1	-	-	-	-	-	-	-	-	-	-	-
Stefon Thompson	1	-	-	-	-	-	-	DNP	DNP	-	1	-	-
Jerry Wilson	1	-	-	-	-	-	-	-	1	-	-	-	-
Mandrell Desir	1	-	-	-	-	-	-	-	-	-	1	-	-

2025 PUNT RETURNS GAME-BY-GAME

NAME	NO-YDS	UA	ETAMU	KSU	UVA	UM	PITT	STAN	WF	CLEM	VT	NCST	UF
Squirrel White	7-64	-	1-4	DNP	1-23	1-0	DNP	3-35	-	-	-	1-2	-
Jaylin Lucas	3-18	1-3	1-21	1-(-6)	-	-	-	-	-	-	-	-	-
Lawayne McCoy	1-32	DNP	DNP	-	-	-	-	1-32	-	-	-	-	-

2025 KICK RETURNS GAME-BY-GAME

NAME	NO-YDS	UA	ETAMU	KSU	UVA	UM	PITT	STAN	WF	CLEM	VT	NCST	UF
Jaylin Lucas	9-221	-	1-22	-	-	-	2-48	1-25	-	-	2-76	2-33	1-17
Samuel Singleton Jr.	2-33	1-15	1-18	-	-	-	-	-	-	-	-	DNP	-

2025 SEASON REVIEW

2025 GAME-BY-GAME PARTICIPATION

#	NAME	GP-GS	ALA	ETAMU	KSU	UVA	UM	PITT	STAN	WF	CLEM	VT	NCSU	FLA
0	Earl Little Jr.	12/11	START	START	START	START	START	START	START	START	START	START	START	xxx
0	Duce Robinson	12/11	START	START	START	START	START	START	xxx	START	START	START	START	START
1	Shyheim Brown	12/1	xxx	xxx	xxx	xxx	xxx	xxx	xxx	xxx	xxx	xxx	xxx	START
1	Tommy Castellanos	12/12	START	START	START	START	START	START	START	START	START	START	START	START
3	Edwin Joseph	12/10	START	START	xxx	START	START	START	START	START	START	START	xxx	START
3	Kam Davis	4/0	...	xxx	xxx	...	...	...	...	...	xxx	xxx	...	...
4	Squirrel White	10/4	START	START	...	START	START	...	xxx	xxx	xxx	xxx	xxx	xxx
4	Charles Lester III	10/0	xxx	xxx	xxx	...	...	xxx	xxx	xxx	xxx	xxx	xxx	xxx
5	Roydell Williams	7/1	START	...	...	...	xxx	...	xxx	...	xxx	xxx	xxx	xxx
5	Daniel Lyons	12/12	START	START	START	START	START	START	START	START	START	START	START	START
6	Gavin Blackwell	4/0	...	xxx	xxx	...	...	...	...	xxx	...	xxx	...	...
6	Darrell Jackson Jr.	12/12	START	START	START	START	START	START	START	START	START	START	START	START
7	Stefon Thompson	10/4	xxx	xxx	START	START	xxx	xxx	...	...	xxx	xxx	START	START
7	Lawayne McCoy	10/7	...	...	xxx	START	START	START	START	START	START	xxx	xxx	START
8	Deante McCray	12/2	xxx	xxx	xxx	xxx	START	START	xxx	xxx	xxx	xxx	xxx	xxx
9	Omar Graham Jr.	12/5	START	xxx	xxx	xxx	xxx	xxx	START	START	START	START	xxx	xxx
9	Kevin Sperry	3/0	...	xxx	xxx	...	...	...	xxx	...	...	...	...	...
10	James Williams	11/6	START	START	START	START	xxx	START	START	xxx	...	xxx	xxx	xxx
10	BJ Gibson	5/0	xxx	xxx	xxx	xxx	xxx	...	...	...	...	...	...	...
11	Brock Glenn	4/0	...	xxx	xxx	...	...	...	...	xxx	...	xxx	...	...
11	Ja'Bril Rawls	7/7	START	...	START	START	START	START	...	START	START	...	...	...
12	Jaylin Lucas	12/0	xxx	xxx	xxx	xxx	xxx	xxx	xxx	xxx	xxx	xxx	xxx	xxx
12	Michael Grant	1/0	...	xxx	...	...	...	...	...	...	...	...	...	...
13	Deamontae Diggs	3/0	xxx	xxx	xxx	...	...	...	...	...	...	...	...	...
13	Randy Pittman Jr.	9/9	START	...	...	START	START	...	START	START	START	START	START	START
14	Jaylen King	1/0	...	...	xxx	...	...	...	...	...	...	...	...	...
14	Cai Bates	7/0	...	xxx	xxx	...	...	xxx	xxx	...	xxx	...	xxx	xxx
15	Shamar Arnoux	11/4	...	xxx	xxx	xxx	xxx	xxx	START	xxx	xxx	START	START	START
15	Jayvan Boggs	8/4	START	START	START	...	xxx	...	START	...	...	xxx	xxx	xxx
16	Quindarrius Jones	5/1	xxx	START	xxx	xxx	xxx	...	...	...	...	...	...	...
16	Gavin Markey	1/0	...	xxx	...	...	...	...	...	...	...	...	...	...
18	Jamari Howard	2/0	...	xxx	xxx	...	...	...	...	...	...	...	...	...
18	Landen Thomas	12/0	xxx	xxx	xxx	xxx	xxx	xxx	xxx	xxx	xxx	xxx	xxx	xxx
19	Jerry Wilson	12/12	START	START	START	START	START	START	START	START	START	START	START	START
19	Micahi Danzy	12/8	xxx	xxx	START	xxx	xxx	START	START	START	START	START	START	START
20	Blake Nichelson	12/6	xxx	xxx	xxx	xxx	xxx	xxx	START	START	START	START	START	START
21	Zay Parks	9/0	xxx	xxx	xxx	xxx	...	xxx	...	...	xxx	xxx	xxx	xxx
21	Max Redmon	2/0	...	xxx	xxx	...	...	...	...	...	...	...	...	...
22	Jake Weinberg	12/0	xxx	xxx	xxx	xxx	xxx	xxx	xxx	xxx	xxx	xxx	xxx	xxx
22	Zae Thomas	2/0	...	xxx	xxx	...	...	...	...	...	...	...	...	...
23	Chase Loftin	4/0	xxx	xxx	xxx	...	...	...	...	...	...	...	...	xxx
24	K.J. Kirkland	12/4	xxx	xxx	START	xxx	START	START	xxx	xxx	xxx	xxx	START	xxx
26	Caziah Holmes	11/0	xxx	xxx	...	xxx	xxx	xxx	xxx	xxx	xxx	xxx	xxx	xxx
26	Ricky Knight III	7/0	xxx	xxx	xxx	xxx	...	xxx	xxx	xxx	...	...	...	...
27	Gavin Sawchuk	12/7	xxx	START	START	START	xxx	START	START	xxx	xxx	START	START	xxx
27	Ashlynd Barker	11/9	START	START	START	START	...	xxx	START	START	START	START	START	xxx
28	Justin Cryer	12/8	START	START	START	START	START	START	xxx	xxx	xxx	xxx	START	START
28	Samuel Singleton Jr.	11/2	xxx	xxx	xxx	xxx	xxx	xxx	xxx	START	START	xxx	...	xxx
29	Caleb LaVallee	1/0	...	...	...	...	...	...	xxx	...	...	...	...	...
30	Jeremiah Johnson	2/0	...	xxx	xxx	...	...	...	...	...	...	...	...	...
30	Jarvis Boatwright Jr.	2/0	...	xxx	xxx	...	...	...	...	...	...	...	...	...
31	Elijah Herring	12/6	START	START	START	START	START	START	xxx	xxx	xxx	xxx	xxx	xxx
32	Mason Arnold	12/0	xxx	xxx	xxx	xxx	xxx	xxx	xxx	xxx	xxx	xxx	xxx	xxx
32	Ousmane Kromah	12/2	xxx	xxx	xxx	xxx	START	xxx	xxx	xxx	xxx	xxx	xxx	START
33	Antonio Cromartie Jr.	2/0	...	xxx	xxx	...	...	...	...	...	...	...	...	...
36	Jayden Parrish	2/0	...	xxx	xxx	...	...	...	...	...	...	...	...	...
37	Christian White	5/0	...	xxx	xxx	...	...	...	xxx	xxx	xxx	...	...	...
38	Ethan Post	2/0	...	xxx	xxx	...	...	...	...	...	...	...	...	...
40	Amaree Williams	12/2	xxx	START	START	xxx	xxx	xxx	xxx	xxx	xxx	xxx	xxx	xxx
41	AJ Cottrill	12/0	xxx	xxx	xxx	xxx	xxx	xxx	xxx	xxx	xxx	xxx	xxx	xxx
42	Brunno Reus	4/0	...	xxx	xxx	...	xxx	xxx	...	...	...	...	...	...
43	Mac Chiumento	12/0	xxx	xxx	xxx	xxx	xxx	xxx	xxx	xxx	xxx	xxx	xxx	xxx
43	Gav Holman	2/0	...	xxx	xxx	...	...	...	...	...	...	...	...	...
44	Jaden Jones	12/3	xxx	xxx	xxx	xxx	xxx	xxx	xxx	START	START	START	xxx	xxx
45	Luke Douglas	2/0	...	xxx	xxx	...	...	...	...	...	...	...	...	...
47	Donny Hiebert	6/0	xxx	xxx	xxx	xxx	xxx	xxx	...	...	...	...	...	...
51	Luke Petitbon	12/12	START	START	START	START	START	START	START	START	START	START	START	START
52	Ashton Bracewell	2/0	...	xxx	xxx	...	...	...	...	...	...	...	...	...
52	Chavez Thompson	4/0	...	xxx	xxx	...	...	...	...	xxx	...	xxx	...	...
53	Brandon Torres	1/0	...	...	xxx	...	...	...	...	...	...	...	...	...
55	Gunnar Hansen	12/12	START	START	START	START	START	START	START	START	START	START	START	START
55	Kevin Wynn	4/0	...	...	...	...	xxx	xxx	xxx	xxx	...	...	...	...
56	KJ Sampson	10/0	xxx	xxx	xxx	xxx	...	...	xxx	xxx	xxx	xxx	xxx	xxx
57	Micah Pettus	11/11	START	START	START	START	START	...	START	START	START	START	START	START
60	Peyton Naylor	2/0	...	xxx	xxx	...	...	...	...	...	...	...	...	...
64	Jacob Rizy	12/2	xxx	xxx	xxx	xxx	xxx	START	xxx	xxx	xxx	xxx	START	xxx
65	Andre Otto	12/0	xxx	xxx	xxx	xxx	xxx	xxx	xxx	xxx	xxx	xxx	xxx	xxx
67	Richie Leonard IV	11/11	START	START	START	START	START	START	START	START	START	START	...	START
70	Manasse Itete	1/0	...	xxx	...	...	...	...	...	...	...	...	...	...
72	Josh Raymond	2/0	...	xxx	xxx	...	...	...	...	...	...	...	...	...
74	Jonathan Daniels	6/0	...	xxx	xxx	...	...	...	...	xxx	...	xxx	xxx	xxx
76	Adrian Medley	12/12	START	START	START	START	START	START	START	START	START	START	START	START
78	Jayden Todd	12/0	xxx	xxx	xxx	xxx	xxx	xxx	xxx	xxx	xxx	xxx	xxx	xxx
79	Lucas Simmons	12/0	xxx	xxx	xxx	xxx	xxx	xxx	xxx	xxx	xxx	xxx	xxx	xxx
81	Elijah Moore	10/0	...	xxx	xxx	xxx	xxx	xxx	xxx	...	xxx	xxx	xxx	xxx
82	Teriq Mallory	4/0	...	xxx	xxx	...	xxx	xxx	...	...	...	...	...	...
83	Tae'Shaun Gelsey	4/0	...	xxx	xxx	...	...	xxx	xxx	...	...	...	...	...
85	Willy Suarez	6/0	...	xxx	xxx	...	xxx	...	xxx	xxx	...	xxx	...	...
87	Markeston Douglas	12/3	xxx	xxx	xxx	xxx	xxx	START	xxx	xxx	xxx	START	START	xxx
88	Camdon Frier	4/0	...	xxx	xxx	...	...	xxx	...	xxx	...	...	...	...
89	Greyson Labiad	4/0	...	xxx	xxx	xxx	...	...	...	xxx	...	...	...	...
90	Darryll Desir	12/2	xxx	xxx	xxx	xxx	START	xxx	xxx	xxx	xxx	xxx	xxx	START
91	Tyeland Coleman	3/0	...	xxx	xxx	...	...	...	...	xxx	...	...	...	...
93	Mandrell Desir	12/2	xxx	xxx	xxx	xxx	xxx	xxx	xxx	xxx	xxx	xxx	START	START
94	L A Jessie Harrold	1/0	...	...	...	...	...	...	...	xxx	...	...	...	...
96	Tylon Lee	3/0	...	xxx	xxx	...	...	...	...	xxx	...	...	...	...
97	Jayson Jenkins	12/5	xxx	START	xxx	xxx	xxx	xxx	START	START	START	START	xxx	xxx
98	Grant Fielder	6/0	...	xxx	xxx	...	...	...	xxx	xxx	xxx	...	xxx	...
99	Jamorie Flagg	2/0	...	xxx	xxx	...	...	...	...	...	...	...	...	...

2025 SEASON REVIEW

2025 GAME-BY-GAME STARTERS

	ALABAMA	E. TEXAS A&M	KENT ST.	VIRGINIA	MIAMI	PITT	STANFORD	WAKE FOREST	CLEMSON	VIRGINIA TECH	NC STATE	FLORIDA
QB	Castellanos	Castellanos	Castellanos	Castellanos	Castellanos	Castellanos	Castellanos	Castellanos	Castellanos	Castellanos	Castellanos	Castellanos
RB	R. Williams	Sawchuk	Sawchuk	Sawchuk	Kromah	Sawchuk	Sawchuk	Singleton Jr.	Singleton Jr.	Sawchuk	Sawchuk	Kromah
WR	Robinson	Robinson	Robinson	Robinson	Robinson	Robinson	Boggs	Robinson	Robinson	Robinson	Robinson	Robinson
WR	S. White	S. White	Danzy	S. White	S. White	Danzy	Danzy	Danzy	Danzy	Danzy	Danzy	Danzy
WR	Boggs	Boggs	Boggs	McCoy	McCoy	McCoy	McCoy	McCoy	McCoy	M. Douglas (TE)	M. Douglas (TE)	McCoy
TE	Pittman Jr.	A. Williams	A. Williams	Pittman Jr.	Pittman Jr.	M. Douglas	Pittman Jr.	Pittman Jr.	Pittman Jr.	Pittman Jr.	Pittman Jr.	Pittman Jr.
LT	Hansen	Hansen	Hansen	Hansen	Hansen	Hansen	Hansen	Hansen	Hansen	Hansen	Hansen	Hansen
LG	Leonard IV	Leonard IV	Leonard IV	Leonard IV	Leonard IV	Leonard IV	Leonard IV	Leonard IV	Leonard IV	Leonard IV	Rizy	Leonard IV
C	Petitbon	Petitbon	Petitbon	Petitbon	Petitbon	Petitbon	Petitbon	Petitbon	Petitbon	Petitbon	Petitbon	Petitbon
RG	Medley	Medley	Medley	Medley	Medley	Medley	Medley	Medley	Medley	Medley	Medley	Medley
RT	Pettus	Pettus	Pettus	Pettus	Pettus	Rizy	Pettus	Pettus	Pettus	Pettus	Pettus	Pettus
DL	J. Williams	J. Williams	J. Williams	J. Williams	D. Desir	J. Williams	J. Williams	J. Jones	J. Jones	J. Jones	M. Desir	M. Desir
DL	D. Jackson Jr.	D. Jackson Jr.	D. Jackson Jr.	D. Jackson Jr.	D. Jackson Jr.	D. Jackson Jr.	D. Jackson Jr.	D. Jackson Jr.	D. Jackson Jr.	D. Jackson Jr.	D. Jackson Jr.	D. Jackson Jr.
DL	Lyons	Lyons	Lyons	Lyons	Lyons	Lyons	Lyons	Lyons	Lyons	Lyons	Lyons	Lyons
LB	Graham Jr.	Jenkins (DL)	S. Thompson	S. Thompson	McCray (DL)	McCray (DL)	Jenkins (DL)	Jenkins (DL)	Jenkins (DL)	Jenkins (DL)	S. Thompson	S. Thompson
LB	Cryer	Cryer	Cryer	Cryer	Cryer	Cryer	Graham Jr.	Graham Jr.	Graham Jr.	Graham Jr.	Cryer	Cryer
LB	Herring	Herring	Herring	Herring	Herring	Herring	Nichelson	Nichelson	Nichelson	Nichelson	Nichelson	Nichelson
CB	Rawls	Q. Jones	Rawls	Rawls	Rawls	Rawls	Arnoux	Rawls	Rawls	Arnoux	Arnoux	Arnoux
S	Barker	Barker	Barker	Barker	Kirkland	Kirkland	Barker	Barker	Barker	Barker	Barker	D. Desir (DL)
ROV	Little Jr.	Little Jr.	Little Jr.	Little Jr.	Little Jr.	Little Jr.	Little Jr.	Little Jr.	Little Jr.	Little Jr.	Little Jr.	Little Jr.
S	Joseph	Joseph	Kirkland	Joseph	Joseph	Joseph	Joseph	Joseph	Joseph	Joseph	Kirkland	Joseph
CB	Wilson	Wilson	Wilson	Wilson	Wilson	Wilson	Wilson	Wilson	Wilson	Wilson	Wilson	Wilson
PK	Weinberg	Weinberg	Weinberg	Weinberg	Weinberg	Weinberg	Weinberg	Weinberg	Weinberg	Weinberg	Weinberg	Weinberg
SNP	Arnold	Arnold	Arnold	Arnold	Arnold	Arnold	Arnold	Arnold	Arnold	Arnold	Arnold	Arnold
H	Chiumento	Chiumento	Chiumento	Chiumento	Chiumento	Chiumento	Chiumento	Chiumento	Chiumento	Chiumento	Chiumento	Chiumento
KO	Weinberg	Weinberg	Weinberg	Weinberg	Weinberg	Weinberg	Weinberg	Weinberg	Weinberg	Weinberg	Weinberg	Weinberg
P	Chiumento	--	--	Chiumento	Chiumento	Chiumento	Chiumento	Chiumento	Chiumento	--	Chiumento	Chiumento

CAREER STARTS LIST

Player	'21	'22	'23	'24	'25	Strk	Ttl
OFFENSE							
Gavin Blackwell[1]	-	5	3	-	-	-	8
Jayvan Boggs	**-**	**-**	**-**	**-**	***4***	**-**	***4***
Tommy Castellanos[2]	-	-	12	8	12	12	32
Micahi Danzy	**-**	**-**	**-**	**-**	***8***	***7***	***8***
Markeston Douglas[3]	-	4	1	1	3	-	9
Brock Glenn	-	-	2	5	-	-	7
Gunnar Hansen[4]	-	11	12	12	12	12	47
Caziah Holmes	-	-	1	-	-	-	1
Jaylen King[5]	-	-	7	10	-	-	17
Ousmane Kromah	**-**	**-**	**-**	**-**	***2***	***1***	***2***
Richie Leonard IV[6]	1	1	12	3	11	1	28
Jaylin Lucas[7]	-	-	8	-	-	-	8
Lawayne McCoy	-	-	-	-	7	1	7
Adrian Medley[8]	1	-	6	12	12	29	31
André Otto	**-**	**-**	**-**	***3***	**-**	**-**	***3***
Luke Petitbon[9]	1	-	11	10	12	12	34
Micah Pettus[10]	-	9	9	11	11	6	40
Randy Pittman Jr.[11]	-	-	1	10	9	6	20
Jacob Rizy[12]	-	10	10	5	2	-	27
Duce Robinson[13]	**-**	**-**	**-**	***5***	***11***	***5***	***16***
Gavin Sawchuk[14]	-	-	7	4	7	-	18
Samuel Singleton Jr.	**-**	**-**	**-**	**-**	***2***	**-**	***2***
Landen Thomas	**-**	**-**	**-**	***7***	**-**	**-**	***7***
Squirrel White[15]	-	2	13	10	4	-	29
Amaree Williams	-	-	-	-	2	-	2
Roydell Williams[16]	-	-	2	3	1	-	6

[1]at North Carolina, 2022-23
[2]at Boston College, 2023-24
[3]at Arizona State, 2024
[4]at Vanderbilt, 2022-24
[5]at Gardner-Webb, 2023 & at ETSU, 2024
[6]at Florida, 2021-23
[7]at Indiana, 2023
[8]at UCF, 2021-24
[9]at Wake Forest, 2021-24
[10]at Ole Miss, 2022-24
[11]at UCF, 2023-24
[12]at Harvard, 2022-23
[13]at Southern Cal, 2024
[14]at Oklahoma, 2023-24
[15]at Tennessee, 2022-24
[16]at Alabama, 2023

Player	'20	'21	'22	'23	'24	'25	Strk	Ttl
DEFENSE								
Shamar Arnoux	-	-	-	-	-	4	3	4
Ashlynd Barker	**-**	**-**	**-**	**-**	**-**	***9***	**-**	***9***
Shyheim Brown	-	-	2	14	11	1	1	28
Justin Cryer	-	-	-	-	2	8	2	10
Darryll Desir	**-**	**-**	**-**	**-**	**-**	***2***	***1***	***2***
Mandrell Desir	**-**	**-**	**-**	**-**	**-**	***2***	***2***	***2***
Deamontae Diggs[1]	**-**	**-**	**-**	**-**	***7***	**-**	**-**	***7***
Omar Graham Jr.	**-**	**-**	**-**	***1***	***8***	***5***	**-**	***14***
Elijah Herring[2]	-	-	-	12	11	6	-	29
Darrell Jackson Jr.[3]	-	1	12	1	12	12	25	38
Jayson Jenkins	-	-	-	-	-	5	-	5
Jaden Jones	-	-	-	-	-	3	-	3
Quindarrius Jones	**-**	**-**	**-**	**-**	***3***	***1***	**-**	***4***
Edwin Joseph	-	-	-	-	-	10	1	10
K.J. Kirkland	**-**	**-**	**-**	**-**	***9***	***4***	**-**	***13***
Caleb LaVallee[4]	**-**	**-**	**-**	**-**	***1***	**-**	**-**	***1***
Earl Little Jr.	-	-	-	-	-	11	-	11
Daniel Lyons	**-**	**-**	**-**	***1***	**-**	***12***	***12***	***13***
Deante McCray[5]	**-**	**-**	**-**	***5***	***14***	***2***	**-**	***21***
Blake Nichelson	**-**	**-**	**-**	**-**	***9***	***6***	***6***	***15***
Ja'Bril Rawls	**-**	**-**	**-**	**-**	**-**	***7***	**-**	***7***
Stefon Thompson[6]	7	12	1	1	1	4	2	26
James Williams	-	-	-	-	-	6	-	6
Jerry Wilson[7]	-	-	-	5	8	12	20	25

[1]at Coastal Carolina, 2024
[2]at Tennessee, 2023 & at Memphis, 2024
[3]at Maryland, 2021 & at Miami, 2022
[4]at North Carolina, 2024
[5]at Western Kentucky, 2023-24
[6]at Syracuse, 2020-23 & at Nebraska, 2024
[7]at Syracuse, 2023 & at Houston, 2024
Returning in 2026

2025 GAME HIGHS

FLORIDA STATE INDIVIDUAL GAME HIGHS

Rushes	20	Gavin Sawchuk at Stanford (10/18/2025)
Yards Rushing	97	Gavin Sawchuk vs. Kent State (9/20/2025)
TD Rushes	2	Tommy Castellanos vs. Virginia Tech (11/15/2025)
		Gavin Sawchuk vs. Wake Forest (11/1/2025)
		Tommy Castellanos vs. Kent State (9/20/2025)
		Gavin Sawchuk vs. Kent State (9/20/2025)
		Samuel Singleton Jr. vs. Kent State (9/20/2025)
		Gavin Sawchuk vs. East Texas A&M (9/6/2025)
Long Rush	64	Micahi Danzy vs. Kent State (9/20/2025)
Pass Attempts	45	Tommy Castellanos vs. Miami (10/4/2025)
Pass Completions	25	Tommy Castellanos vs. Miami (10/4/2025)
Yards Passing	272	Tommy Castellanos vs. Miami (10/4/2025)
TD Passes	3	Tommy Castellanos vs. Pitt (10/11/2025)
		Tommy Castellanos vs. East Texas A&M (9/6/2025)
Long Pass	82	Tommy Castellanos vs. East Texas A&M (9/6/2025)
Receptions	9	Duce Robinson at Clemson (11/8/2025)
		Duce Robinson at Virginia (9/26/2025)
Yards Receiving	173	Duce Robinson vs. East Texas A&M (9/6/2025)
TD Receptions	2	Micahi Danzy vs. Pitt (10/11/2025)
		Duce Robinson vs. East Texas A&M (9/6/2025)
Long Reception	82	Duce Robinson vs. East Texas A&M (9/6/2025)
Field Goals	2	Jake Weinberg vs. Virginia Tech (11/15/2025)
		Jake Weinberg at Stanford (10/18/2025)
		Jake Weinberg vs. Miami (10/4/2025)
Long Field Goal	46	Jake Weinberg at NC State (11/21/2025)
		Jake Weinberg at Clemson (11/8/2025)
Punts	5	Mac Chiumento at Stanford (10/18/2025)
Punting Avg.	53.5	Mac Chiumento vs. Wake Forest (11/1/2025)
Long Punt	56	Mac Chiumento vs. Miami (10/4/2025)
Punts Inside 20	3	Mac Chiumento at Clemson (11/8/2025)
		Mac Chiumento vs. Miami (10/4/2025)
Long Punt Return	32	Lawayne McCoy at Stanford (10/18/2025)
Long Kickoff Return	39	Jaylin Lucas vs. Virginia Tech (11/15/2025)
Tackles	13	Earl Little Jr. at Virginia (9/26/2025)
Sacks	2.0	Ashlynd Barker at Virginia (9/26/2025)
Tackles for Loss	2.0	Deante McCray at Clemson (11/8/2025)
		Justin Cryer vs. Pitt (10/11/2025)
		Ashlynd Barker at Virginia (9/26/2025)

FLORIDA STATE TEAM GAME HIGHS

Rushes	54	Kent State (9/20/2025)
Yards Rushing	498	Kent State (9/20/2025)
Yards Per Rush	9.2	Kent State (9/20/2025)
TD Rushes	8	Kent State (9/20/2025)
Pass Attempts	45	Miami (10/4/2025)
Pass Completions	25	Miami (10/4/2025)
Yards Passing	368	East Texas A&M (9/6/2025)
Yards Per Pass	18.4	East Texas A&M (9/6/2025)
TD Passes	6	East Texas A&M (9/6/2025)
Total Plays	83	Miami (10/4/2025)
Total Offense	775	Kent State (9/20/2025)
Yards Per Play	10.3	East Texas A&M (9/6/2025)
Points	77	East Texas A&M (9/6/2025)
Sacks By	5	Pitt (10/11/2025)
First Downs	37	Kent State (9/20/2025)
Penalties	13	at Stanford (10/18/2025)
Penalty Yards	79	at Stanford (10/18/2025)
Turnovers	4	at NC State (11/21/2025)
Punts	5	at Stanford (10/18/2025)
		Pitt (10/11/2025)
Punting Avg.	53.5	Wake Forest (11/1/2025)
Long Punt	56	Miami (10/4/2025)
Punts Inside 20	3	at Clemson (11/8/2025)
		Miami (10/4/2025)
Long Punt Return	32	at Stanford (10/18/2025)

OPPONENT INDIVIDUAL GAME HIGHS

Rushes	38	Jaden Baugh - Florida (11/29/2025)
Yards Rushing	266	Jaden Baugh - Florida (11/29/2025)
TD Rushes	3	Chandler Morris - Virginia (9/26/2025)
Long Rush	40	Marcellous Hawkins - Virginia Tech (11/15/2025)
Pass Attempts	43	Ty Simpson - Alabama (8/30/2025)
Pass Completions	26	Chandler Morris - Virginia (9/26/2025)
Yards Passing	321	Mason Heintschel - Pitt (10/11/2025)
TD Passes	4	Carson Beck - Miami (10/4/2025)
Long Pass	75	Dru DeShields - Kent State (9/20/2025)
Receptions	8	Desmond Reid - Pitt (10/11/2025)
		Germie Bernard - Alabama (8/30/2025)
Yards Receiving	155	Desmond Reid - Pitt (10/11/2025)
TD Receptions	2	Desmond Reid - Pitt (10/11/2025)
		CJ Daniels - Miami (10/4/2025)
		Malachi Toney - Miami (10/4/2025)
Long Reception	75	DaShawn Martin - Kent State (9/20/2025)
Field Goals	3	Nolan Hauser - Clemson (11/8/2025)
Long Field Goal	54	Trey Smack - Florida (11/29/2025)
Punts	7	Caden Noonkester - NC State (11/21/2025)
		Charlie Durkin - Kent State (9/20/2025)
		Ben Mehan - East Texas A&M (9/6/2025)
Punting Avg.	62.0	Tommy Doman - Florida (11/29/2025)
Long Punt	71	Tommy Doman - Florida (11/29/2025)
Punts Inside 20	4	Caden Noonkester - NC State (11/21/2025)
Long Punt Return	26	Liam Thorpe - Stanford (10/18/2025)
Long Kickoff Return	29	Jaden Baugh - Florida (11/29/2025)
Tackles	15	Caden Fordham - NC State (11/21/2025)
Sacks	2.0	Avieon Terrell - Clemson (11/8/2025)
Tackles for Loss	2.0	Jayden Woods - Florida (11/29/2025)
		Wade Woodaz - Clemson (11/8/2025)
		Avieon Terrell - Clemson (11/8/2025)
		Sammy Brown - Clemson (11/8/2025)
		Nick Andersen - Wake Forest (11/1/2025)
		Langston Hardy - Wake Forest (11/1/2025)
		Akheem Mesidor - Miami (10/4/2025)

OPPONENT TEAM GAME HIGHS

Rushes	48	Virginia (9/26/2025)
Yards Rushing	272	Florida (11/29/2025)
Yards Per Rush	6.0	Florida (11/29/2025)
TD Rushes	4	Virginia (9/26/2025)
Pass Attempts	43	Alabama (8/30/2025)
Pass Completions	26	Virginia (9/26/2025)
Yards Passing	321	Pitt (10/11/2025)
Yards Per Pass	11.1	Pitt (10/11/2025)
TD Passes	4	Miami (10/4/2025)
Total Plays	84	Virginia (9/26/2025)
Total Offense	476	Pitt (10/11/2025)
Yards Per Play	6.7	Pitt (10/11/2025)
Points	46	Virginia (9/26/2025)
Sacks By	6	Clemson (11/8/2025)
First Downs	27	Virginia (9/26/2025)
Penalties	13	Miami (10/4/2025)
Penalty Yards	114	Miami (10/4/2025)
Turnovers	3	Virginia (9/26/2025)
Punts	7	NC State (11/21/2025)
		Kent State (9/20/2025)
		East Texas A&M (9/6/2025)
Punting Avg.	62.0	Florida (11/29/2025)
Long Punt	71	Florida (11/29/2025)
Punts Inside 20	4	NC State (11/21/2025)
Long Punt Return	26	Stanford (10/18/2025)

2025 SEASON REVIEW

FLORIDA STATE TEAM STATISTICS

		RUSHING				RECEIVING				PASSING				KICK RETURNS				PUNT RETURNS				TOT
DATE	OPPONENT	NO.	YDS	TD	LG	NO.	YDS	TD	LG	CMP-ATT-INT	YDS	TD	LG	NO.	YDS	TD	LG	NO.	YDS	TD	LG	OFF
Aug. 30, 2025	ALABAMA	49	230	4	32	9	152	0	64	9-14-0	152	0	64	1	15	0	15	1	3	0	3	382
Sep. 6, 2025	EAST TEXAS A&M	51	361	5	53	16	368	6	82	16-20-0	368	6	82	2	40	0	22	2	25	0	21	729
Sep. 20, 2025	KENT STATE	54	498	8	64	16	277	1	65	16-24-1	277	1	65	0	0	0	0	1	-6	0	0	775
Sep. 26, 2025	at Virginia	48	256	3	23	19	258	2	47	19-33-2	258	2	47	0	0	0	0	1	23	0	23	514
Oct. 4, 2025	MIAMI (FL)	38	132	0	18	25	272	2	30	25-45-2	272	2	30	0	0	0	0	1	0	0	0	404
Oct. 11, 2025	PITT	40	170	1	33	16	245	3	58	16-23-0	245	3	58	2	48	0	27	0	0	0	0	415
Oct. 18, 2025	at Stanford	43	133	1	15	18	311	0	53	18-35-0	311	0	53	1	25	0	25	4	67	0	32	444
Nov. 1, 2025	WAKE FOREST	40	150	5	27	12	271	1	66	12-17-0	271	1	66	0	0	0	0	0	0	0	0	421
Nov. 8, 2025	at Clemson	26	110	0	26	23	250	1	35	23-43-1	250	1	35	0	0	0	0	0	0	0	0	360
Nov. 15, 2025	VIRGINIA TECH	46	237	3	24	13	194	1	50	13-25-0	194	1	50	2	76	0	39	0	0	0	0	431
Nov. 21, 2025	at NC State	34	180	0	15	16	203	1	34	16-32-2	203	1	34	2	33	0	17	2	27	0	25	383
Nov. 29, 2025	at Florida	37	167	1	21	17	240	2	44	17-28-1	240	2	44	1	17	0	17	0	0	0	0	407
	Totals	**506**	**2624**	**31**	**64**	**200**	**3041**	**20**	**82**	**200-339-9**	**3041**	**20**	**82**	**11**	**254**	**0**	**39**	**12**	**139**	**0**	**32**	**5665**
	Opponent	**461**	**1657**	**12**	**40**	**203**	**2289**	**20**	**75**	**203-326-12**	**2289**	**20**	**75**	**4**	**34**	**0**	**29**	**3**	**27**	**0**	**26**	**3946**

Games: 12 | Avg/rush: 5.2 | Avg/catch: 15.2 | Pass effic: 148.5 | KR avg: 23.1 | PR avg: 11.6 | All purpose avg/game: 517.3 | Total offense avg/gm: 472.1

		TACKLES				SACKS	FUMBLE		Pass Defense			BLKD	Kicks--XPTS				
DATE	OPPONENT	SOLO	AST	TOTAL	TFL-YDS	NO-YDS	FF	FR-YDS	INT-YDS	QBH	BRK	KICK	ATT-MAD	RUN	RCV	SAF	PTS
Aug. 30, 2025	ALABAMA	29	28	57	7.0-37	3-28	1	0-0	0-0	5	5	0	4-4	0	0	0	31
Sep. 6, 2025	EAST TEXAS A&M	26	30	56	9.0-20	3-13	0	0-0	2-48	0	2	0	11-111	0	0	0	77
Sep. 20, 2025	KENT STATE	22	32	54	6.0-22	2-9	0	0-0	1-1	1	1	0	9-9	0	0	0	66
Sep. 26, 2025	at Virginia	33	68	101	4.0-16	2-10	0	0-0	3-31	0	2	0	5-5	0	0	0	38
Oct. 4, 2025	MIAMI (FL)	27	38	65	5.0-14	1-8	0	0-0	0-0	1	2	0	0-0	1	1	0	22
Oct. 11, 2025	PITT	36	24	60	8.0-41	5-35	1	0-0	2-12	4	0	0	4-4	0	0	0	31
Oct. 18, 2025	at Stanford	36	32	68	5.0-25	2-19	0	0-0	1-0	3	3	0	1-1	0	0	0	13
Nov. 1, 2025	WAKE FOREST	39	20	59	7.0-43	4-37	3	1-7	1-35	4	2	0	6-6	0	0	0	42
Nov. 8, 2025	at Clemson	29	46	75	8.0-20	2-11	0	0-0	0-0	4	2	0	1-1	0	0	0	10
Nov. 15, 2025	VIRGINIA TECH	29	28	57	4.0-14	1-4	2	1-0	1-0	2	3	0	4-4	0	0	0	34
Nov. 21, 2025	at NC State	30	52	82	7.0-40	4-28	0	0-0	0-0	3	1	0	0-0	0	1	0	11
Nov. 29, 2025	at Florida	29	52	81	3.0-9	2-8	0	0-0	1-22	6	1	0	3-3	0	0	0	21
	Totals	**365**	**450**	**815**	**73.0-301**	**31-210**	**7**	**2-7**	**12-149**	**33**	**24**	**0**	**48-48**	**1**	**2**	**0**	**396**
	Opponent	**405**	**446**	**851**	**59.0-203**	**23-122**	**10**	**10-38**	**9-175**	**35**	**37**	**1**	**29-30**	**1**	**1**	**0**	**264**

		PUNTING									FIELD GOALS			KICKOFFS				
DATE	OPPONENT	NO	YDS	AVG	LONG	BLKD	TB	FC	50+	I20	ATT-MADE	LG	BLKD	NO	YDS	AVG	TB	OB
Aug. 30, 2025	ALABAMA	3	125	41.7	43	0	1	1	0	0	1-1	45	0	6	390	65.0	6	0
Sep. 6, 2025	EAST TEXAS A&M	0	0	0.0	0	0	0	0	0	0	0-0	0	0	12	795	66.3	12	0
Sep. 20, 2025	KENT STATE	0	0	0.0	0	0	0	0	0	0	1-1	25	0	10	650	65.0	10	0
Sep. 26, 2025	at Virginia	1	41	41.0	41	0	0	1	0	0	1-2	36	0	6	390	65.0	6	0
Oct. 4, 2025	MIAMI (FL)	4	177	44.3	56	0	0	2	1	3	2-2	35	0	2	130	65.0	2	0
Oct. 11, 2025	PITT	5	191	38.2	49	1	0	4	0	2	1-1	34	0	5	325	65.0	5	0
Oct. 18, 2025	at Stanford	5	221	44.2	54	0	0	3	1	2	2-3	39	0	4	257	64.3	3	0
Nov. 1, 2025	WAKE FOREST	2	107	53.5	55	0	0	1	2	2	0-0	0	0	7	407	57.3	6	0
Nov. 8, 2025	at Clemson	4	170	42.5	54	0	0	2	1	3	1-2	46	0	3	161	53.7	2	0
Nov. 15, 2025	VIRGINIA TECH	0	0	0.0	0	0	0	0	0	0	2-3	34	0	7	455	65.0	7	0
Nov. 21, 2025	at NC State	2	89	44.5	50	0	0	1	1	1	1-3	46	0	3	195	65.0	3	0
Nov. 29, 2025	at Florida	2	76	38.0	38	0	0	1	0	0	0-1	0	0	3	165	55.0	1	0
	Totals	**28**	**1197**	**42.8**	**56**	**1**	**1**	**16**	**6**	**13**	**12-19**	**46**	**0**	**68**	**4314**	**63.4**	**63**	**0**
	Opponent	**54**	**2257**	**41.8**	**71**	**0**	**5**	**21**	**10**	**16**	**13-15**	**54**	**0**	**55**	**3503**	**63.7**	**38**	**4**

2025 SEASON REVIEW

OPPONENT TEAM STATISTICS

		RUSHING				RECEIVING				PASSING				KICK RETURNS				PUNT RETURNS				TOT
DATE	OPPONENT	NO.	YDS	TD	LG	NO.	YDS	TD	LG	CMP-ATT-INT	YDS	TD	LG	NO.	YDS	TD	LG	NO.	YDS	TD	LG	OFF
Aug. 30, 2025	ALABAMA	29	87	0	13	23	254	2	37	23-43-0	254	2	37	0	0	0	0	0	0	0	0	341
Sep. 6, 2025	EAST TEXAS A&M	36	105	0	22	7	92	0	24	7-13-2	92	0	24	0	0	0	0	0	0	0	0	197
Sep. 20, 2025	KENT STATE	28	43	0	8	13	163	1	75	13-27-1	163	1	75	0	0	0	0	0	0	0	0	206
Sep. 26, 2025	at Virginia	48	211	4	26	26	229	2	28	26-36-3	229	2	28	0	0	0	0	0	0	0	0	440
Oct. 4, 2025	MIAMI (FL)	32	97	0	22	20	241	4	47	20-27-0	241	4	47	0	0	0	0	0	0	0	0	338
Oct. 11, 2025	PITT	42	155	2	30	21	321	2	50	21-29-2	321	2	50	0	0	0	0	0	0	0	0	476
Oct. 18, 2025	at Stanford	42	132	1	18	12	161	1	29	12-25-1	161	1	29	1	17	0	17	1	26	0	26	293
Nov. 1, 2025	WAKE FOREST	40	85	0	20	18	162	1	26	18-31-1	162	1	26	1	-7	0	0	0	0	0	0	247
Nov. 8, 2025	at Clemson	36	98	1	12	20	221	1	34	20-27-0	221	1	34	0	0	0	0	0	0	0	0	319
Nov. 15, 2025	VIRGINIA TECH	41	238	1	40	10	125	1	36	10-18-1	125	1	36	0	0	0	0	0	0	0	0	363
Nov. 21, 2025	at NC State	42	134	1	27	18	152	2	27	18-26-0	152	2	27	0	0	0	0	1	1	0	1	286
Nov. 29, 2025	at Florida	45	272	2	22	15	168	3	34	15-24-1	168	3	34	2	24	0	29	1	0	0	0	440
	Totals	**461**	**1657**	**12**	**40**	**203**	**2289**	**20**	**75**	**203-326-12**	**2289**	**20**	**75**	**4**	**34**	**0**	**29**	**3**	**27**	**0**	**26**	**3946**
	Florida St.	**506**	**2624**	**31**	**64**	**200**	**3041**	**20**	**82**	**200-339-9**	**3041**	**20**	**82**	**11**	**254**	**0**	**39**	**12**	**139**	**0**	**32**	**5665**

Games: 12 | Avg/rush: 3.6 | Avg/catch: 11.3 | Pass effic: 134.1 | KR avg: 8.5 | PR avg: 9.0 | All purpose avg/game: 348.5 | Total offense avg/gm: 328.8

		TACKLES				SACKS	FUMBLE		Pass Defense			BLKD	Kicks-XPTS				
DATE	OPPONENT	SOLO	AST	TOTAL	TFL-YDS	NO-YDS	FF	FR-YDS	INT-YDS	QBH	BRK	KICK	ATT-MAD	RUN	RCV	SAF	PTS
Aug. 30, 2025	ALABAMA	32	26	58	3.0-11	0-0	0	1-13	0-0	2	0	0	2-2	0	0	0	17
Sep. 6, 2025	EAST TEXAS A&M	42	38	80	5.0-17	1-9	2	1-25	0-0	0	1	0	0-0	0	0	0	3
Sep. 20, 2025	KENT STATE	41	38	79	3.0-9	1-5	0	0-0	1-29	0	2	0	1-1	0	0	0	10
Sep. 26, 2025	at Virginia	30	62	92	5.0-11	2-6	2	1-0	2-9	5	2	0	5-5	0	1	0	46
Oct. 4, 2025	MIAMI (FL)	40	26	66	5.0-25	2-19	2	1-0	2-43	4	3	0	4-4	0	0	0	28
Oct. 11, 2025	PITT	31	42	73	5.0-19	2-9	2	1-0	0-0	3	1	1	4-4	0	0	0	34
Oct. 18, 2025	at Stanford	45	30	75	4.0-15	2-12	0	0-0	0-0	1	8	0	2-2	0	0	0	20
Nov. 1, 2025	WAKE FOREST	27	38	65	10.0-27	3-17	1	1-0	0-0	1	3	0	1-1	0	0	0	7
Nov. 8, 2025	at Clemson	28	30	58	9.0-34	6-23	0	1-0	1-20	6	6	0	1-1	1	0	0	24
Nov. 15, 2025	VIRGINIA TECH	28	46	74	2.0-3	0-0	0	0-0	0-0	3	0	0	2-2	0	0	0	14
Nov. 21, 2025	at NC State	29	40	69	1.0-2	0-0	0	2-0	2-26	7	7	0	3-3	0	0	0	21
Nov. 29, 2025	at Florida	32	30	62	7.0-30	4-22	1	1-0	1-48	3	4	0	4-5	0	0	0	40
	Totals	**405**	**446**	**851**	**59.0-203**	**23-122**	**10**	**10-38**	**9-175**	**35**	**37**	**1**	**29-30**	**1**	**1**	**0**	**264**
	Florida St.	**365**	**450**	**815**	**73.0-301**	**31-210**	**7**	**2-7**	**12-149**	**33**	**24**	**0**	**48-48**	**1**	**2**	**0**	**396**

		PUNTING									FIELD GOALS			KICKOFFS				
DATE	OPPONENT	NO	YDS	AVG	LONG	BLKD	TB	FC	50+	I20	ATT-MADE	LG	BLKD	NO	YDS	AVG	TB	OB
Aug. 30, 2025	ALABAMA	3	144	48.0	54	0	1	0	2	0	1-2	40	0	4	260	65.0	3	0
Sep. 6, 2025	EAST TEXAS A&M	7	281	40.1	52	0	0	1	1	2	1-1	21	0	2	126	63.0	0	0
Sep. 20, 2025	KENT STATE	7	306	43.7	63	0	1	1	1	3	1-1	38	0	3	189	63.0	1	2
Sep. 26, 2025	at Virginia	3	110	36.7	44	0	0	1	0	0	1-1	39	0	6	390	65.0	6	0
Oct. 4, 2025	MIAMI (FL)	5	201	40.2	50	0	0	2	1	2	0-0	0	0	5	325	65.0	5	0
Oct. 11, 2025	PITT	2	79	39.5	42	0	0	1	0	1	2-2	34	0	7	436	62.3	3	2
Oct. 18, 2025	at Stanford	6	293	48.8	57	0	0	2	2	1	2-2	32	0	5	322	64.4	4	0
Nov. 1, 2025	WAKE FOREST	6	238	39.7	48	0	1	5	0	0	0-0	0	0	2	130	65.0	1	0
Nov. 8, 2025	at Clemson	6	233	38.8	51	0	0	3	1	3	3-3	43	0	6	390	65.0	6	0
Nov. 15, 2025	VIRGINIA TECH	0	0	0.0	0	0	0	0	0	0	0-1	0	0	3	195	65.0	1	0
Nov. 21, 2025	at NC State	7	248	35.4	44	0	0	5	0	4	0-0	0	0	4	220	55.0	1	0
Nov. 29, 2025	at Florida	2	124	62.0	71	0	2	0	2	0	2-2	54	0	8	520	65.0	7	0
	Totals	**54**	**2257**	**41.8**	**71**	**0**	**5**	**21**	**10**	**16**	**13-15**	**54**	**0**	**55**	**3503**	**63.7**	**38**	**4**
	Florida St.	**28**	**1197**	**42.8**	**56**	**1**	**1**	**16**	**6**	**13**	**12-19**	**46**	**0**	**68**	**4314**	**63.4**	**63**	**0**

HONORS

FLORIDA STATE SEMINOLES
TALLAHASSEE, FLORIDA
EST. 1851

So fight, fight, fight, fight, for victory the Seminoles of Florida State! F-L-O-R-I-D-A-S-T-A-T-E Florida State, Florida State, Florida State!

COLLEGE FOOTBALL HALL OF FAME

PETER WARRICK
Wide Receiver 1995-99
2026 College Football Hall of Fame

WARRICK DUNN
Running Back 1993-96
2024 College Football Hall of Fame

COLLEGE FOOTBALL HALL OF FAME

MARVIN JONES
Linebacker 1990-92
2022 College Football Hall of Fame

TERRELL BUCKLEY
Cornerback 1989-91
2019 College Football Hall of Fame

COLLEGE FOOTBALL HALL OF FAME

DERRICK BROOKS
Linebacker 1991-94
2016 College Football Hall of Fame

DEION SANDERS
Cornerback 1985-88
2011 College Football Hall of Fame



COLLEGE FOOTBALL HALL OF FAME



RON SIMMONS
Nose Guard 1977-80
2008 College Football Hall of Fame



CHARLIE WARD
Quarterback 1989-93
2006 College Football Hall of Fame



COLLEGE FOOTBALL HALL OF FAME



FRED BILETNIKOFF
Wide Receiver 1962-64
1991 College Football Hall of Fame

RON SELLERS
Wide Receiver 1966-68
1988 College Football Hall of Fame





COLLEGE FOOTBALL HALL OF FAME



BOBBY BOWDEN
Head Coach 1976-2009
2006 College Football Hall of Fame
**First active head coach to be inducted into the College Football Hall of Fame*

DARRELL MUDRA
Head Coach 1974-75
2000 College Football Hall of Fame





SEMINOLE FOOTBALL IN THE FLORIDA STATE HALL OF FAME

1977
- Fred Biletnikoff — 1962-64
- Ron Sellers — 1966-68
- Burt Reynolds - Moore-Stone Award — 1954-55

1978
- Lee Corso — 1953-56
- Kim Hammond — 1966-67

1979
- Bill Peterson — Head Coach: 1960-70
- Barry Smith — 1970-72
- James "J.T." Thomas — 1970-72

1980
- Hugh Adams — 1948-49
- Buddy Strauss — 1948-49

1981
- Steve Tensi — 1962-64
- Bud Whitehead — 1958-60

1982
- Bobby Crenshaw — 1952-55
- Fred Pickard — 1957-59
- Walt Sumner — 1966-68
- Del Williams — 1964-66

1983
- Bill Dawkins — 1948-51
- Gary Huff — 1970-72
- Tom Nugent — Head Coach: 1953-58
- Jesse Forbes - Track & Field — 1977

1984
- Bill Cappleman — 1968-69
- Larry Key — 1974-77
- Dale McCullers — 1966-68
- Bobby Renn — 1956-58
- Dr. Don Veller — Head Coach: 1948-52

1985
- Dick Hermann — 1962-64
- Jimmy Jordan — 1976-79
- Gene McDowell — 1960-62
- Wally Woodham — 1977-79

1986
- Ralph Chaudron — 1947-49
- Ron Simmons — 1977-80
- Rohn Stark — 1978-81

1987
- Bobby Butler — 1977-80
- Bob Harbison — Asst. Coach: 1948-72, 1974-85
- Ken Lanier — 1977-80
- Lee Nelson — 1974-75
- Wyatt "Red" Parish — 1947-49
- Ed Williamson — Head Coach: 1947

1988
- Willie Jones — 1975-78
- Vic Prinzi — 1954-58
- Tony Romeo — 1958-60
- Bill Proctor - Administration — 1966-68

1989
- Winfred Bailey — 1962-64
- Reggie Herring — 1978-80
- Paul Piurowski — 1977-80

1990
- Greg Allen — 1981-84
- Bill Capece — 1977-80
- Alphonso Carreker — 1980-83
- Billy Parker - Moore-Stone Award — 1947

1991
- John Crowe — 1966-68
- Jamie Dukes — 1982-85
- Mike Shumann — 1973-77
- T.K. Wetherell - Moore-Stone Award — 1965-67

1992
- Bill Rhodes — 1966-68

1993
- Bill "Red" Dawson — 1962-64
- Bobby Jackson — 1974-77
- Al Makowieki — 1953-54

1994
- Paul McGowan — 1984-87
- Deion Sanders — 1985-88
- Ron Schomburger — 1954-57

1995
- Monk Bonasorte — 1977-80
- Dave Cappelen — 1976-79
- Danny McManus — 1985-87

1997
- Lawrence Dawsey — 1987-90
- Derek Schmidt — 1984-87
- Scott Warren — 1976-79

1998
- Wayne McDuffie — 1964-67
- Peter Tom Willis — 1986-89

1999
- Charlie Ward — 1989-93
- Casey Weldon — 1988-91

2000
- Derrick Brooks — 1991-94
- Marvin Jones — 1990-92
- Joe Camps - Moore-Stone Award — 1974-76

2001
- Leroy Butler — 1987-89
- Clay Shiver — 1992-95

2002
- Warrick Dunn — 1993-96

2003
- Terrell Buckley — 1989-91

2004
- Peter Boulware — 1994-96
- Andre Wadsworth — 1994-97

2005
- Edgar Bennett — 1987-91
- Kez McCorvey — 1991-94

2006
- Rhett Dawson — 1969-71

2007
- Derrick Alexander — 1992-94
- Jack Shinholser — 1963-65
- Gary Pajcic - Moore-Stone Award — 1966-68
- Larry Pendleton - Administration — 1966-68

2008
- Clifton Abraham — 1991-94

2009
- Reinard Wilson — 1993-96

2010
- Mickey Andrews — Asst. Coach: 1984-2009
- Tom Haney - Moore-Stone Award — 1961
- Corey Simon — 1996-99
- Peter Warrick — 1996-99

2011
- Sam Cowart — 1993-97
- Chris Weinke — 1997-2000

2012
- Bobby Bowden — Head Coach: 1976-2009
- Danny Kanell — 1992-95

2013
- Sebastian Janikowski — 1997-99
- Jamal Reynolds — 1997-2000
- Sammie Smith — 1986-88

2014
- Aaron Carter — 1974-77
- Amp Lee — 1989-91

2015
- Pat Carter — 1984-87
- Tay Cody — 1997-2000

2016
- Alex Barron — 2002-04

2017
- William Floyd — 1990-93

2018
- Jim Gladden — Asst. Coach: 1976-2001
- Odell Haggins — 1986-89, Asst. Coach: 1994-Pres.

2019
- Rick Stockstill — 1979-81

2021
- Graham Gano — 2005-08

2022
- E.G. Green — 1994-97
- Marvin "Snoop" Minnis — 1997-2000

2023
- Rodney Hudson — 2007-10

2024
- Anquan Boldin — 1999-2002
- Lamarcus Joyner — 2010-13
- Phillip Riley - Track & Field — 1993-95

2025
- Rashad Greene — 2011-14
- Jameis Winston — 2012-14

2026
- Nick O'Leary — 2011-14
- Bjoern Werner — 2010-12

The FSU Athletics Hall of Fame Class of 2025 (L to R): Director of Athletics Michael Alford, **Bryan Henry** (baseball), **Terry Horner** (swimming and diving), **Colleen Quigley** (track and field/cross country), **Bob Braman** (track and field/cross country), **Rashad Greene** (football), **Lacey Waldrop** (softball), Antonor & Loretta Winston (**Jameis Winston**, football and baseball), FSU First Lady Jai Vartikar, FSU President Richard McCullough

RETIRED JERSEYS & NUMBERS



2 ■ DEION SANDERS

■ **Defensive Back, 1985-88**
■ ***Number Retired Oct. 7, 1995***

Deion Sanders' place in the history of college football was immortalized over a five month period in 2011 when he was inducted into the NFL Hall of Fame in August and the College Football Hall of Fame in December. Sanders redefined the position of cornerback over his historic career winning the 1988 Jim Thorpe Award as a senior at Florida State and landing two-time consensus All-America honors. He left FSU second on the all-time interceptions list, first for career punt return yards and became one of college football's all-time brightest stars.

5 ■ JAMEIS WINSTON

■ **Quarterback, 2012-14**
■ ***Jersey Retired Nov. 18, 2023***

Jameis Winston authored the best season by a quarterback in Florida State history in 2013, leading Florida State to the third national championship in program history and a perfect 14-0 record. Along the way, Winston became the youngest player to win the Heisman Trophy, the first freshman to earn ACC Player of the Year honors and also took home the Davey O'Brien Award, Manning Award and was named Walter Camp Player of the Year. The Bessemer, Alabama, native set the national freshman record with 4,057 passing yards, added 40 passing touchdowns and led the nation with a 184.8 pass efficiency rating. Winston won his first 26 games as FSU's starting quarterback and led FSU to the first College Football Playoff as a sophomore in 2014. For his career, Winston passed for 7,964 yards (fourth in FSU history) and 65 touchdown passes (second) and his 163.28 career pass effiency mark ranked as the 10th-best in college football history at the end of his career. Winston became Florida State's first No. 1 overall NFL Draft pick in 2015 when the Tampa Bay Buccaneers selected him in 2015. Winston was inducted into the Florida State Hall of Fame as part of the 2025 class.



9 ■ PETER WARRICK

■ **Wide Receiver, 1996-99**
■ ***Jersey Retired Sept. 3, 2018***

Peter Warrick was one of the most electrifying players to ever don the Garnet and Gold. During his four-year career, he helped lead the Seminoles to a 45-4 record and the 1999 national championship. Warrick was named MVP of the national title game victory over Virginia Tech after catching six passes for 163 yards and two touchdowns and adding another touchdown on a 59-yard punt return as FSU became the only team in college football history to go wire-to-wire as the AP No. 1-ranked team. Warrick was a two-time consensus All-American who still holds the FSU record with 32 career receiving touchdowns. His 3,517 career receiving yards were the most in ACC history and ranked second on FSU's all-time list. He also ranked second in school history with 207 catches, 15 100-yard receiving games and an average of 4.81 receptions per game.

10 ■ DERRICK BROOKS

■ **Linebacker, 1991-94**
■ ***Jersey Retired Nov. 13, 2010***

Derrick Brooks was a two-time consensus All-American at outside linebacker for the Seminoles where his blend of speed and athleticism set a new standard for the position. He starred at FSU from 1991-94 leading FSU to its first national title as a junior and earning first team All-ACC honors as a sophomore, junior and senior. He was named the ACC Player of the Year in 1994 and was a finalist for the Butkus, Lombardi and Football Writer's Defensive Player of the Year Award in both 1993 and 1994. Brooks was just as highly regarded off the field earning first team Academic All-America honors in 1994 and winning an NCAA Postgraduate Scholarship. In addition, he was committed to public service causes throughout his Seminole career. Brooks carried his excellence both on the field and as a citizen into his Hall of Fame career as the NFL's Tampa Bay Buccaneers' all-time leading tackler. He was voted to 10 consecutive Pro Bowls (11 total) and at the time of his retirement had made an NFL-leading 200 consecutive starts. He led his beloved Tampa Bay team to the Super Bowl title in 2002. As a professional, Brooks was the recipient of several prestigious awards, including the 2000 Walter Payton/NFL Man of the Year award, the 2003 Bart Starr Award, the 2004 Bryon "Whizzer" White Award, and the 2008 JB Award for community service through the NFL Players Association, all of which recognize an NFL player annually for their commitment to the communities in which they live.

RETIRED JERSEYS & NUMBERS

16 ■ CHRIS WEINKE

■ **Quarterback, 1997-2000**
■ ***Jersey Retired April 7, 2001***

Chris Weinke literally rewrote the Florida State record book over his career as the Seminoles' quarterback. He set 26 school records, including both the FSU and Atlantic Coast Conference records for career passing yards with 9,839. He led the Seminoles to an undefeated season and the national championship as a junior in 1999. He became FSU's second Heisman Trophy winner as a senior in 2000, while leading the nation in passing with 4,167 yards and averaging 347.3 yards per game. Weinke compiled a remarkable 32-3 record as the starting quarterback at FSU, which ranked as the seventh best winning percentage in NCAA history. His 79 career touchdown passes ranked as the 12th best performance in NCAA history and his career passing yards placed him at 18th on the NCAA's all-time list. Weinke owned the first, second and fourth best passing games in FSU history headlined by a school record 536 passing yards against Duke in 2000. His accomplishments were even more impressive considering he suffered a potentially career-ending neck injury as a sophomore. Weinke's place among Florida State's all-time greatest players was recognized when his jersey was retired in 2001, at the time making it one of only seven retired numbers/jerseys in school history. His place among the ACC's all-time best was recognized when he was voted one of the 50 best players in the history of the conference.



17 ■ CHARLIE WARD

■ **Quarterback, 1989-93**
■ ***Number Retired Dec. 15, 1993***

Charlie Ward began his senior season in 1993 chasing both the school's first national championship and the Heisman Trophy. Ward's passing and running skills were already well known qualities by 1993, but his inspired leadership and poise under pressure during his senior year elevated him to one of the game's all-time greats. So exceptional was Ward's command of the offense that coaches moved him into the shotgun to allow him to make adjustments during the play. Ward set 19 school and seven Atlantic Coast Conference records over his two years as the starting quarterback for the Seminoles. A consensus All-American, Ward won over 30 individual awards in addition to the Heisman. Ward ranks second in career total offense at FSU with 6,636 yards and has the highest completion rate for a career (62.3%) and lowest interception percentage (2.90%). Ward set the FSU record for touchdown passes in a season with 27 in 1993. Thousands of fans poured into Doak Campbell Stadium for a celebration of the national championship and Ward's Heisman, which included the surprise retirement of his number. He joined Fred Biletnikoff and Ron Sellers becoming only the third player in FSU history to be so honored.



25 ■ FRED BILETNIKOFF

■ **Wide Receiver, 1962-64**
■ ***Number Retired Jan. 2, 1965***

Fred Biletnikoff played wide receiver at Florida State from 1962-64 under Head Coach Bill Peterson. He was FSU's first consensus All-American. As a senior, he ranked fourth in the nation with 57 receptions for 11 touchdowns, not including four touchdown catches in the Gator Bowl. Following his collegiate success, Biletnikoff went on to star for the Oakland Raiders of the National Football League for 14 years. During that time, he played in four Pro Bowls and was the Most Valuable Player of Super Bowl XI.



27 ■ TERRELL BUCKLEY

■ **Cornerback, 1989-91**
■ ***Jersey Retired Sept. 3, 2011***

Florida State retired the jersey of former Seminole and NFL star cornerback Terrell Buckley at halftime of the ULM game on Sept. 3, 2011. Buckley owns most of FSU's interception records following his outstanding three-year career from 1989-91 including the single-season mark with 12 interceptions as a junior. He became FSU's second Jim Thorpe Trophy winner following the 1991 season and finished seventh in the Heisman Trophy balloting. He totaled 21 career interceptions as a Seminole. Buckley was also one of FSU's all-time great punt returners and he scored seven career touchdowns, four on interceptions and three on punts. He also played two years for the FSU baseball team and ran track for the Seminoles. Buckley was the fifth player taken overall in the 1992 NFL Draft by the Green Bay Packers. He went on to an outstanding 14-year NFL career in which he totaled 50 career interceptions.

RETIRED JERSEYS & NUMBERS

28 ■ WARRICK DUNN

- **Running Back, 1993-96**
- ***Jersey Retired Jan. 22, 1997***

Warrick Dunn's four-year career at Florida State established him as one of the most popular players in all of college football and the finest running back in school history. Dunn was the first Seminole ever to rush for over 1,000 yards in three consecutive seasons. His 3,959 career rushing yards broke Greg Allen's school record set in 1984. He also broke Allen's single-season rushing record when he ran for 1,242 yards as a junior in 1995. Dunn has the record for most touchdowns scored in a career with 49 over four seasons and rushed for over 100 yards more times (22) than any player at FSU. He was a three-time All-ACC selection as well as a member of the ACC All-Academic Team. He was selected to the First Team Football Writer's All-America squad as a senior and earned Second Team Associated Press honors that same year.

34 ■ RON SELLERS

- **Flanker, 1966-68**
- ***Number Retired Dec. 30, 1968***

Ron Sellers remains the most prolific receiver in FSU history. He held most of the NCAA receiving records from the end of his senior season in 1968 until 1987. A flanker for Florida State from 1966 to 1968, he accumulated 3,979 yards on 240 receptions. Sellers' career was marked by consistency, quality and quantity. He caught passes in 30 consecutive games, averaging 119.9 yards per game. Sellers also led Florida State to three bowl games during his playing days.

50 ■ RON SIMMONS

- **Nose Guard, 1977-80**
- ***Number Retired Sept. 24, 1988***

The greatest defender in Florida State history, Ron Simmons' No. 50 was retired in 1988. Simmons anchored the center of the defense that took FSU to a pair of Orange Bowl appearances in 1979 and 1980, resulting in FSU's highest national rankings ever at that time. A dominating nose guard and the Tribe's first two-time consensus All-American, Simmons seemed to camp out in opponents' backfields. He totaled an FSU record 25 quarterback sacks and 44 tackles for loss — a mark that held top ranking at FSU for 23 years. He was the first Seminole defender to have his number retired.



55 ■ MARVIN JONES

- **Linebacker, 1990-92**
- ***Jersey Retired Oct. 10, 2015***

Marvin Jones won both the Butkus and Lombardi Awards as a junior in 1992 and finished fourth in the balloting for the 1992 Heisman Trophy. He recorded 369 tackles over three seasons with the Seminoles, a mark that sits seventh all-time in the FSU record books. Jones played a vital role in leading Florida State to three top four finishes including a ranking of fourth in the Associated Press poll in 1990 and 1991, and second in 1992 with an 11-1 record and a 27-14 win over Nebraska in the Orange Bowl. He was inducted into FSU's Sports Hall of Fame in 2000. A graduate of Northwestern High in Miami, Jones left FSU following his junior season and was selected with the fourth overall pick of the 1993 NFL Draft by the New York Jets. He played his entire 10-year professional career with the Jets and finished with 1,022 tackles over 142 games.

HEISMAN TROPHY

Presented to the nation's most outstanding player by the Heisman Trophy Trust

Charlie Ward

Chris Weinke



CHARLIE WARD

- Quarterback
- 1989-93

1993 HEISMAN TROPHY WINNER

The most decorated player in the history of college football as a senior, Charlie Ward won every award he was eligible for in his final season. Ward, who led the Seminoles to their first national championship, became Florida State's first Heisman Trophy winner in 1993. A native of nearby Thomasville, Ga., Ward waited for his turn at quarterback and overcame a rough start as a junior to become the finest player in Florida State history. In addition to the individual trophies, Ward saw his No. 17 jersey retired and, remarkably, played in the NBA for more than a decade. He was only the second football player in history to win the prestigious Sullivan Award, presented to the nation's top amateur athlete.

CHRIS WEINKE

- Quarterback
- 1997-2000

2000 HEISMAN TROPHY WINNER

The first three-year starter at quarterback for the Seminoles under Bobby Bowden, Chris Weinke became the second FSU player to win the Heisman Trophy when he was named the nation's best football player in December 2000. Weinke led the nation in passing as a senior with 4,167 yards and averaged 347.3 yards per game. Weinke led the Seminoles to an undefeated season and the national championship as a junior in 1999 and compiled a remarkable 32-3 record as a starter at FSU, which ranked as the seventh best winning percentage in NCAA history. Weinke set both the Florida State and Atlantic Coast Conference record for career passing with 9,839 career passing yards and would set 26 school records during his career. His 79 career touchdown passes ranked as the 12th best performance in NCAA history and his career passing yards placed him at 18th on the NCAA's all-time list. Weinke owned the first, second and fourth best passing games in FSU history headlined by a school-record 536 passing yards against Duke in 2000. Weinke also won the Davey O'Brien and Johnny Unitas awards as a senior signifying his selection as the nation's best quarterback. Weinke's No. 16 jersey was retired at a ceremony during halftime of the 2001 spring football game.

HEISMAN TROPHY

Presented to the nation's most outstanding player by the Heisman Trophy Trust

2013

JAMEIS WINSTON

- **Quarterback**
- **2013-14**

2013 HEISMAN TROPHY WINNER

The dazzling playmaker and charismatic leader authored the greatest freshman season by a quarterback in college football history by leading Florida State to a 14-0 record and the 2013 VIZIO BCS National Championship. In the process, Winston became the youngest player ever to win the Heisman Trophy at 19 years, 342 days and just the second freshman. In addition, Winston captured the Davey O'Brien Award, the Manning Award and the Walter Camp Player of the Year Award while earning Consensus All-America accolades. The Bessemer, Ala., native became the first freshman to collect the ACC Player of the Year honor in the 61-year history of the conference and also nabbed the league's ACC Offensive Player of the Year and ACC Offensive Rookie of the Year trophies. Winston elevated his performance when the stakes were highest, too. He was named Offensive MVP of the BCS National Championship Game after leading the Seminoles to a 34-31 come-from-behind victory over No. 2 Auburn in the Rose Bowl in Pasadena. The Seminoles trailed by 18 points (21-3) late in the second quarter to complete the largest comeback in the game's history. Winston clinched the victory by engineering the game-winning seven-play, 80-yard drive that started with just 1:11 remaining in the game and FSU trailing 31-27 and ended with a two-yard touchdown pass to Kelvin Benjamin to give FSU the lead with 13 seconds left. Winston shattered the ACC record, Florida State record and national freshman record for touchdown passes (40) and broke the national freshman record for passing yards (4,057), while leading the nation and setting the ACC record for pass efficiency rating (184.8). Over his two-year career, Winston passed for 7,964 yards (third in FSU history) and 65 touchdowns (second in FSU history), while compiling a 26-1 record. His career pass efficiency mark (163.28) ranked as the 10th-best in college football history and is the FSU and ACC record. Winston won his first 26 starts - a feat unmatched by major NCAA Division I quarterbacks all-time and had five fourth-quarter comebacks in his career, including a nation-leading four in 2014. He was also a valuable member of Florida State's nationally-ranked baseball team for two years as a pitcher and an outfielder, serving as the closer in 2014.

Jameis Winston with previous Heisman Trophy winners, including fellow FSU quarterbacks Charlie Ward and Chris Weinke, at the 2013 Heisman Trophy banquet.

FSU'S HEISMAN TOP-10 FINISHERS

2	QB Casey Weldon 1991
4	LB Marvin Jones 1992
5	QB Jordan Travis 2023 RB Warrick Dunn 1996 QB Kim Hammond 1967
6	QB Jameis Winston 2014 WR Peter Warrick 1999 QB Charlie Ward 1992
7	RB Dalvin Cook 2015 RB Greg Allen 1984
8	DB Terrell Buckley 1991 DB Deion Sanders 1988
9	RB Warrick Dunn 1995 NG Ron Simmons 1979
10	RB Dalvin Cook 2016 QB Gary Huff 1972 WR Ron Sellers 1968

JIM THORPE AWARD

Presented to the nation's best defensive back by the Oklahoma Sports Hall of Fame and Paycom



DEION SANDERS

- Cornerback
- 1985-88

1988 JIM THORPE AWARD WINNER

One of the best athletes ever to wear a Florida State uniform, cornerback Deion Sanders won the Jim Thorpe Award as the top defensive back of 1988.

Sanders collected the prize after a career which saw him gather 14 career interceptions, not including three in bowl games. In his junior and senior seasons, FSU went 11-1 with a pair of New Year's Day bowl wins. In 1988, Sanders ranked in the top 10 nationally with five interceptions in nine games. He was the nation's top punt returner, averaging 15.2 yards per return.

The Ft. Myers, Fla., native ranks third on the FSU career interceptions chart and holds most of the school's punt return records. A three-sport star in football, baseball and track at Florida State, Sanders was the fifth pick in the 1989 NFL draft by the Atlanta Falcons. He became a successful two-sport pro — elected to the Pro Bowl seven times in football and started in centerfield for the Atlanta Braves and the Cincinnati Reds. He was inducted into the Pro Football Hall of Fame and the College Football Hall of Fame in 2011.



TERRELL BUCKLEY

- Cornerback
- 1989-91

1991 JIM THORPE AWARD WINNER

In 1991, Terrell Buckley capped the best season ever by a Florida State cornerback by becoming the second Seminole ever to win the Jim Thorpe Award. A junior, Buckley blew away the Florida State record for interceptions with 12 in 1991. He intercepted passes in eight of FSU's 12 regular season contests to lead the country in pickoffs. Against Michigan in Ann Arbor, his interception and 40-yard return for a touchdown on the game's first play set the stage for a 51-31 Florida State win. A native of Pascagoula, Miss., Buckley also demolished the Florida State career record with 21 INTs in just three seasons. His 501 career return yards broke an NCAA record that had stood since 1974. Following the year, Buckley entered the NFL draft and was selected by the Green Bay Packers with the fifth pick in the first round. He's been named one of the Top 100 Greatest College Football Players of all-time by CollegeFootballNews and named one of Sports Illustrated's Ten for the Ages' Defensive Back Game Breakers of all-time in college football. Buckley's FSU jersey No. 27 was retired in 2011.

BUTKUS AWARD

Presented to the nation's best linebacker by the Butkus Foundation



PAUL McGOWAN

- Inside Linebacker
- 1984-87

1987 BUTKUS AWARD WINNER

Calling the Butkus Award for linebackers, "The Heisman of the Bad Guys," FSU inside linebacker Paul McGowan accepted the award from Dick Butkus himself in December of 1987.

The 6-1, 230-pound McGowan won the award by a one-point margin over Ohio State's Chris Spielman. McGowan won the award based on a senior season in which he totaled 150 tackles, including 97 solo stops and 11 behind the line of scrimmage. He was named to the Associated Press, Sporting News and Football News first team All-America squads.



MARVIN JONES

- Inside Linebacker
- 1990-92

1992 BUTKUS AWARD WINNER

The top player in the nation in 1992, Marvin Jones became the first Seminole to capture two national awards in the same year when he earned both the Butkus Award for linebackers and the Lombardi Award for linemen and linebackers following his junior season.

Florida State's third two-time consensus All-American, Jones tallied 111 tackles and seven tackles for a loss in 1992 while leading the Seminoles to an 11-1 record. He made 10 or more tackles in nine games and finished fourth in the balloting for the Heisman Trophy.

He finished his career seventh on FSU's career tackle chart with 369 and third on the all-time list with 28 tackles for loss. A first team All-ACC choice out of Miami, Fla., Florida State tailored its nationally-ranked defense to Jones' strength in 1992.

Jones left Tallahassee for the NFL after his junior season, and at the time, was the highest Seminole draft choice when he was selected fourth overall by the New York Jets.

LOU GROZA AWARD

Presented to the nation's top place-kicker by the Palm Beach County Sports Commission

SEBASTIAN JANIKOWSKI

- **Placekicker**
- **1997-99**

1998 & 1999 LOU GROZA WINNER

Sebastian Janikowski became the first Seminole to win the Lou Groza Award when he was named the nation's top kicker in 1998. He became the first kicker to win back-to-back Groza awards in 1999.

Janikowski set Florida State and Atlantic Coast Conference records with 27 field goals in 1998. He nailed a remarkable 84.4 percent (27-of-32) field goals in 1999 and led the nation with an average of 2.23 per game. His 123 points were the most scored in a single season by a kicker in FSU or ACC history. He matched Bill Capece's Florida State record for field goals in a game by booting five at Maryland in 1998 and vs. NC State in 1999. His 53-yard field goal against Clemson tied for the third longest in Seminole history and he kicked 10 of 40 yards or more. He was named first team Associated Press and Football Writer's All-America along with earning first team All-ACC honors.

ROBERTO AGUAYO

- **Placekicker**
- **2013-15**

2013 LOU GROZA WINNER

Roberto Aguayo became the third Seminole to win the Lou Groza Award after his record-breaking redshirt freshman season in 2013. Aguayo collected several All-America honors and All-ACC accolades while breaking the national record for points by a kicker in a season with 157 points. During Florida State's undefeated national championship run, Aguayo outscored eight the Seminoles' 14 opponents. He made 115 of his 116 kicks, including a perfect 94-94 on extra point attempts to set the FBS record for most extra points made in a season without a miss. His 94 extra points also set new ACC and FSU records. Aguayo led the nation in scoring average per game (11.2 ppg) among kickers and ranked third overall. He converted the first 70 kicks of his career - 12 field goals and 58 PATs - setting a new FSU record for consecutive kicks made to begin a career. Aguayo drilled 21 of his 22 field goal attempts, including a career-long 53-yard field goal against Syracuse.

Aguayo nearly joined Sebastian Janikowski as the second two-time winner of the Groza Award in 2014, finishing as one of three finalists for the award during a season where he captured consensus All-America honors and made 27 of 30 field goals and all 55 of his extra point attempts.

He became the most accurate kicker in NCAA history in 2015, finishing his career converting 48 of 52 field goals, while never missing an extra point.

GRAHAM GANO

- **Placekicker**
- **2005-08**

2008 LOU GROZA WINNER

Graham Gano brought home the third Lou Groza Award in school history in 2008. That season Gano finished first in the FBS for field goals made, percentage of field goals converted and 50-yard field goals made. He was one of only two kickers in college to make over 90% of his field goal attempts that season and he was the highest scoring kicker in America. Gano was a Rivals.com, Scout.com and CBS Sports first team All-American, a Walter Camp, Associated Press, Sporting News, SI.com and Phil Steele second team All-American. He also earned All-ACC First Team honors.

Gano was the first kicker in FSU history to convert over 90% of his field goals in a season. He is the Seminoles single season record holder for 50 yard field goals and he finished second for career 50-yard field goals at FSU despite kicking for just one season. At one point in 2008 Gano made 18 consecutive field goals covering 55 days after missing his first career field goal attempt against Wake Forest. He also made five straight attempts from 50 yards or longer.

Roberto Aguayo

LOMBARDI AWARD

Presented to the nation's top lineman by the Rotary Club of Houston



MARVIN JONES

- Inside Linebacker
- 1990-92

1992 LOMBARDI AWARD WINNER

The top player in the nation in 1992, Marvin Jones became the first Seminole to capture two national awards in the same year when he earned both the Butkus Award for linebackers and the Lombardi Award for linemen and linebackers following his junior season.

Florida State's third two-time consensus All-American, Jones tallied 111 tackles and seven tackles for a loss in 1992 while leading the Seminoles to an 11-1 record. He made 10 or more tackles in nine games and finished fourth in the balloting for the Heisman Trophy.

He finished his career seventh on FSU's career tackle chart with 369 and third on the all-time list with 28 tackles for loss. A first team All-ACC choice out of Miami, Fla., Florida State tailored its nationally-ranked defense to Jones' strength in 1992.

Jones left Tallahassee after his junior season for the NFL and, at the time, was the highest Seminole draft choice ever when he was selected fourth overall by the New York Jets.





JAMAL REYNOLDS

- Defensive End
- 1997-2000

2000 LOMBARDI AWARD WINNER

Defensive end Jamal Reynolds became just the second Florida State player to win the Lombardi Award when he was named the nation's most outstanding lineman/linebacker following his senior year.

A consensus All-American following the 2000 season, Reynolds was another in a long and prominent line of great defensive linemen for the Seminoles that included 1999 Lombardi runner-up Corey Simon. Reynolds joined Seminole star Marvin Jones who won the Lombardi in 1992 from his middle linebacker position. Reynolds led the Seminoles in sacks as a senior with 12 and forced four fumbles for a defense that was among the nation's best in 2000. He finished the year with 58 tackles including 28 unassisted stops and had two safeties on the year. His 23.5 career quarterback sacks ranks fifth all-time at FSU and his 12 sacks as a senior tied him with Ron Simmons (1977) as the fifth best season ever. Reynolds was the first FSU player selected in the 2001 NFL draft when he was taken in the first round by the Green Bay Packers with the 10th pick. Reynolds' distinction as a consensus All-American puts him in the company of Peter Boulware (1996), Reinard Wilson (1996) and Andre Wadsworth (1997), who also earned the distinction at defensive end.

RIMINGTON TROPHY

Presented to the nation's premier center by the Boomer Esiason Foundation

BRYAN STORK

- Center
- 2009-13

2013 RIMINGTON TROPHY WINNER

Bryan Stork captured consensus All-America honors as a senior in 2013, leading Florida State to an undefeated 14-0 season and the BCS National Championship in the process. Stork won the Rimington Trophy as the nation's most outstanding center and was named to the All-ACC First Team. Stork was the anchor of the Seminole offensive line that protected Heisman Trophy winner Jameis Winston and also was named a finalist for the Outland Trophy, presented to the top interior lineman in college football. Stork made 40 career starts and served as FSU's most consistent lineman in 2013, finishing with the highest average grade. He was the centerpiece of an offense that set a national record with 723 points scored and led the nation with 94 touchdowns. The Seminoles set FSU and ACC records for touchdowns (94) and passing touchdowns (42). Stork was drafted in the fourth round (105th overall) by the New England Patriots in the 2014 NFL Draft.

Bryan Stork

O'BRIEN, MAXWELL, MANNING & UNITAS AWARD

The Davey O'Brien Award is presented to the nation's best quarterback by the Davey O'Brien Foundation

The Maxwell Award is presented to the college player of the year by the Maxwell Football Club

The Manning Award is presented to the nation's best quarterback by the Sugar Bowl Committee

The Johnny Unitas Award is presented to the nation's best upperclassman quarterback by the Johnny Unitas Golden Arm Foundation



CHARLIE WARD

- Quarterback
- 1989-93

1993 DAVEY O'BRIEN AWARD WINNER
1993 JOHNNY UNITAS GOLDEN ARM AWARD WINNER
1993 MAXWELL AWARD WINNER

The most decorated player in the history of college football, Charlie Ward won literally every award he was eligible for as a senior signal caller. Ward, who led the Seminoles to their first national championship, became Florida State's first Heisman Trophy winner in 1993.

A native of nearby Thomasville, Ga., Ward waited for his turn at quarterback and overcame a rough start as a junior to become the finest player in Florida State history.

Ward saw his No. 17 jersey retired and, remarkably, played in the NBA for 11 years. He also became only the second football player in history to win the prestigious Sullivan Award as the most outstanding amateur athlete in the United States.

Charlie Ward

CHRIS WEINKE

- Quarterback
- 1997-2000

2000 DAVEY O'BRIEN AWARD WINNER
2000 JOHNNY UNITAS GOLDEN ARM AWARD WINNER

The first three-year starter at quarterback for the Seminoles under Bobby Bowden, Chris Weinke became the second FSU player to win the Davey O'Brien Award. He became the third FSU quarterback to win the Johnny Unitas Award when he was named the nation's best quarterback joining FSU alums Charlie Ward (1993) and Casey Weldon (1991).

Weinke led the nation in passing as a senior with 4,167 yards and averaged 347.3 yards per game. Weinke led the Seminoles to an undefeated season and the national championship as a junior in 1999 and compiled a remarkable 32-3 record as a starter at FSU, which ranked as the seventh best winning percentage in NCAA history.

Weinke set both the Florida State and Atlantic Coast Conference record for career passing with 9,839 career passing yards and would set 26 school records during his career. His 79 career touchdown passes ranked as the 12th best performance in the NCAA history and his career passing yards placed him at 18th on the NCAA's all-time list. Weinke owns the first, second and fourth best passing games in FSU history headlined by a school record 536 passing yards against Duke in 2000.

Weinke also won the Heisman Trophy as a senior signifying his selection as the nation's best player. Weinke's No. 16 jersey was retired at a ceremony during halftime of the 2001 spring football game.

CASEY WELDON

- Quarterback
- 1988-91

1991 JOHNNY UNITAS GOLDEN ARM AWARD WINNER

Quarterback Casey Weldon capped a great senior season with the 1991 Johnny Unitas Golden Arm Award. Weldon, who was runner-up for the Heisman Trophy, completed 189-of-313 passes for 2,527 yards and 22 touchdowns in leading the Seminoles to an 11-2 record and 4th-place finish in the Associated Press poll.

A native of Tallahassee, Weldon was truly a hometown hero who won over fans with a combination of exceptional talent and great desire. He led the Seminoles to a 10-2 win over powerful Texas A&M in the Cotton Bowl as a senior.

Casey Weldon

O'BRIEN, MAXWELL, MANNING & UNITAS AWARD

The Davey O'Brien Award is presented to the nation's best quarterback by the Davey O'Brien Foundation

The Maxwell Award is presented to the college player of the year by the Maxwell Football Club

The Manning Award is presented to the nation's best quarterback by the Sugar Bowl Committee

The Johnny Unitas Award is presented to the nation's best upperclassman quarterback by the Johnny Unitas Golden Arm Foundation

2013

JAMEIS WINSTON

- Quarterback
- 2013-14

2013 DAVEY O'BRIEN AWARD WINNER
2013 MANNING AWARD WINNER

The dazzling playmaker and charismatic leader authored the greatest freshman season by a quarterback in college football history by leading Florida State to a 14-0 record and the 2013 VIZIO BCS National Championship. In the process, Winston became the youngest player ever to win the Heisman Trophy at 19 years, 342 days and just the second freshman. In addition, Winston captured the Davey O'Brien Award, the Manning Award and the Walter Camp Player of the Year Award while earning Consensus All-America accolades. The Bessemer, Ala., native became the first freshman to collect the ACC Player of the Year honor in the 61-year history of the conference and also nabbed the league's ACC Offensive Player of the Year and ACC Offensive Rookie of the Year trophies. Winston elevated his performance when the stakes were highest, too. He was named Offensive MVP of the BCS National Championship Game after leading the Seminoles to a 34-31 come-from-behind victory over No. 2 Auburn in the Rose Bowl in Pasadena. The Seminoles trailed by 18 points (21-3) late in the second quarter to complete the largest comeback in the game's history. Winston clinched the victory by engineering the game-winning seven-play, 80-yard drive that started with just 1:11 remaining in the game and FSU trailing 31-27 and ended with a two-yard touchdown pass to Kelvin Benjamin to give FSU the lead with 13 seconds left. Winston shattered the ACC record, Florida State record and national freshman record for touchdown passes (40) and broke the national freshman record for passing yards (4,057), while leading the nation and setting the ACC record for pass efficiency rating (184.8).

Over his two-year career, Winston passed for 7,964 yards (third in FSU history) and 65 touchdowns (second in FSU history), while compiling a 26-1 record. His career pass efficiency mark (163.28) ranked as the 10th-best in college football history and is the FSU and ACC record. Winston won his first 26 starts - a feat unmatched by major NCAA Division I quarterbacks all-time and had five fourth-quarter comebacks in his career, including a nation-leading four in 2014. He was also a valuable member of Florida State's nationally-ranked baseball team for two years as a pitcher and an outfielder, serving as the closer in 2014.

MACKEY AWARD

Presented to the nation's most outstanding tight end by the Friends of John Mackey

NICK O'LEARY

- Tight End
- 2011-14

2014 JOHN MACKEY AWARD WINNER

In 2014 Nick O'Leary added a new national honor to FSU Football's lore as he became the first Seminole to win the John Mackey Award as the nation's best tight end. The native of Palm Beach, Fla., finished with 48 catches for 618 yards and six touchdowns, averaging nearly 13 yards per catch (12.9). Throughout his career O'Leary was a favorite red zone target of quarterback Jameis Winston, and finished his senior season strong with four TDs over the final four games. O'Leary was a primary target for first-down conversions as a senior, with 28 of his 48 catches (58.3 percent) moving the chains. One of O'Leary's signature performances came against rival Florida on Nov. 29, 2014, when he hauled in two touchdowns to help the Seminoles come back for a 24-19 victory at Doak Campbell Stadium. An excellent blocker and pass-catcher, O'Leary's contributions helped FSU's offense average 33.7 points, 303.3 yards passing and pile up an average of 441.4 total yards of offense.

O'Leary wrapped up his four-year career as FSU's all-time leader among tight ends in career receptions (114), yards (1,591) and touchdowns (18). His 17 touchdown receptions tied for the second-most in ACC history. O'Leary collected consensus All-America honors and All-ACC first team accolades in 2014. He was a John Mackey Award finalist, All-ACC second-team selection and third-team All-American as a junior in 2013.

WUERFFEL TROPHY

Presented to the player who best combines exemplary community service with athletic and academic achievement by the Wuerffel Foundation

DILLAN GIBBONS

- Offensive Lineman
- 2021-22

2022 WUERFFEL TROPHY WINNER

Dillan Gibbons became the ACC's first Wuerffel Trophy winner to cap off an impressive senior season in 2022. The first-team All-ACC offensive guard and Jim Tatum Award winner as the conference's top senior football scholar-athlete also was voted captain of the 2022 Allstate Good Works Team.

Gibbons established a non-profit foundation to raise funds for those in need. His foundation partnered with collegiate ambassadors across college football and connected with charitable causes they are passionate about, including those with special medical needs, shopping with children in the community and repairing damage caused by natural disasters. His efforts resulted in nearly $500,000 being raised to support meaningful causes throughout the college football community through the end of the 2022 season.

Gibbons started all 24 games he appeared over his two seasons with the Seminoles and was a two-time all-conference selection. In 2022, he blocked for an FSU offense that led the country with an average of 7.46 plays of at least 20 yards per game and tied for the national lead with eight touchdown drives of at least 90 yards. The Seminoles also led the ACC in third-down offense, yards gained per pass, yards gained per play, yards gained per rush, total offense per game, yards per completion, rushing offense per game and scoring offense per game. FSU was one of two offenses nationally, and only one in ACC, to average at least 270 passing yards (270.2) and at least 210 rushing yards (214.1) per game. Gibbons and his offensive line mates opened lanes as FSU topped 200 rushing yards in seven straight games, tying the school record.

2022

GOOD WORKS TEAM

The Allstate AFCA Good Works Team was established in 1992 to recognize extra efforts made by college football players and student support staff off the field. Florida State's nine all-time selections are the most from any school in Florida and rank seventh among all schools nationally.

Richie Leonard IV
2025

Dillan Gibbons
2022

Camren McDonald
2021

Mavin Saunders
2017

Alec Eberle
2016

Christian Ponder
2010

Sam Cowart
1996



Wayne Messam
1995



Corey Fuller
1992



2017

COACH OF THE YEAR AWARDS

BOBBY BOWDEN

- Head Coach
- 1976-2009

1979 ABC-TV/CHEVROLET COACH OF THE YEAR
1980 BOBBY DODD COACH OF THE YEAR
1991 WALTER CAMP COACH OF THE YEAR
1996 HOME DEPOT COACH OF THE YEAR

Legendary head coach Bobby Bowden was twice named national Coach of the Year, bringing the Walter Camp Coach of the Year honor to Tallahassee in 1991 and earning the Home Depot Coach of the Year award in 1996.

Bowden led the Seminoles to an 11-2 record and spent 11 weeks ranked No. 1 in the country in 1991. That year, FSU defeated four ranked teams, including a 51-31 win at No. 3 Michigan that broke a record for the most points by an opponent in Michigan Stadium, and ended the year with a win over No. 9 Texas A&M in the Cotton Bowl.

Bowden's 1996 team capped off an 11-0 regular season with a 24-21 win over No. 1 Florida, FSU's first victory against the No. 1-ranked team in the country. That season featured four wins over top-15 opponents and concluded with a No. 3 final ranking after an appearance in the Sugar Bowl.

Bowden cemented his legacy at Florida State, compiling a 316-97-4 (.763) record from 1976-2009 with two national championships, 12 ACC championships and 31 bowl appearances. He finished his career, which included head-coaching stints at Samford and West Virginia, with a 389-130-4 (.748) record. At the time of his retirement, Bowden's win total was the second-highest in major college football history. He is the only coach ever to lead his team to 10 or more wins in 14 straight seasons and also is the only coach to lead his team to 14 consecutive top-five finishes in the AP poll.



MIKE NORVELL

- Head Coach
- 2020-Pres.

2023 BOBBY DODD COACH OF THE YEAR
2023 BEAR BRYANT COACH OF THE YEAR

Mike Norvell became only the second coach in two decades to earn both the Bobby Dodd and Bear Bryant Coach of the Year recognitions in the same season when he was named the winner of each award in 2023.

Norvell led the 2023 Seminoles to the seventh undefeated regular season in program history, an ACC Championship Game win over No. 14 Louisville and a No. 4 ranking in the final regular season Associated Press poll. Norvell also became the first FSU coach to win ACC Coach of the Year since Bobby Bowden in 1997.

Norvell produced the third 13-win season in Florida State history, joining the 2013 national championship team and the 2014 College Football Playoff semifinalists.

The Seminoles had eight wins over bowl-eligible Power 5 conference teams, the most in the country, and FSU was the only team that produced a stretch in which it outscored its opponent by at least 17 points in every regular-season game in 2023.

Norvell's team placed a program-record 25 selections on the All-ACC teams, including at least one at every position, led by Player of the Year quarterback Jordan Travis. FSU's eight first-team selections were the most in the conference, and Florida State also topped the ACC in second-team and third-team honorees.



CONSENSUS ALL-AMERICANS

Jamie Dukes

LeRoy Butler

Marvin Jones

25 ■ Fred Biletnikoff

- Wide Receiver, 6-1, 186
- Erie, Pa. (Tech Memorial)

1964

Florida State's first consensus All-American in 1964...capped his outstanding career in that season with 57 receptions as a senior to rank fourth nationally...also scored 11 touchdowns as a senior, not counting his four-TD performance that year in the Gator Bowl...had 87 receptions for 1,463 yards and 16 touchdowns over his career...was a second round selection of the Oakland Raiders in 1965 and played in six Pro Bowls... was the MVP of Super Bowl XI and was inducted into the Pro Football Hall of Fame in 1988...later enshrined into the College Football Hall of Fame in 1991.

34 ■ Ron Sellers

- Wide Receiver, 6-4, 187
- Jacksonville, Fla. (Paxon)

1967

The most prolific pass catcher in Florida State history...broke 14 Seminole receiving records...caught 212 passes for 3,598 yards from 1966-68...averaged 119.9 receiving yards per game over his career and caught a pass in 30 consecutive games...was a consensus All-American in 1967...made 70 catches for 1,228 yards and eight touchdowns as a junior and had 86 receptions for 1,496 yards and 12 scores as a senior...caught at least 13 passes in a game seven times, had 18 100-yard receiving games and five 200-yard days in his career...inducted into the College Football Hall of Fame in 1988.

50 ■ Ron Simmons

- Nose Guard, 6-1, 235
- Warner Robins, Ga. (Warner Robins)

1979, 1980

The most dominating defensive lineman in Seminole history... earned consensus All-America honors twice (1979 and 1980)...finished ninth in Heisman Trophy balloting as a junior (1979) after recording 81 tackles, six sacks and 17 tackles for loss...had 46 tackles, five for loss, and two sacks in 1980... led Florida State to a pair of Orange Bowl appearances and FSU's highest-ever national rankings at that time... career totals included 25 sacks and 44 tackles for loss...held Seminole records for season and career sacks until the 1996 season...first FSU defender to have his number retired.

26 ■ Greg Allen

- Tailback, 6-0, 200
- Milton, Fla. (Milton)

1983

Earned consensus All-America honors after his junior season in 1983...rushed for 1,134 yards and 13 touchdowns that year on 200 carries...held 13 Florida State season and career rushing records...scored 20 TDs on the ground in 1982 to set an FSU season mark and his 44 career rushing touchdowns remained a program record until 2016...rushed for 322 yards against Western Carolina as a freshman in 1981 to set the FSU record which still stands...ranks third on the Seminoles' all-time rushing list with 3,769 yards.

64 ■ Jamie Dukes

- Offensive Guard, 6-0, 272
- Orlando, Fla. (Evans)

1985

One of the finest offensive linemen in Florida State history... capped an outstanding career by earning consensus All-America honors as a senior in 1985...stepped onto the FSU campus in August of 1982 and immediately into the Seminole starting lineup...is one of just four offensive linemen in Florida State history to start every game as a freshman...started all 48 games over his career...went on to an 11-year NFL career, eight of which came with the Atlanta Falcons.

2 ■ Deion Sanders

- Cornerback, 6-0, 195
- Fort Myers, Fla. (North Fort Myers)

1987 (unanimous), 1988 (unanimous)

The most exciting athlete in college football during his era... two-time consensus All-American (1987 and 1988)...won the Jim Thorpe Award signifying the nation's top defensive back in 1988...picked off 14 passes over his career, not including three in bowl games...also an outstanding return man who led the nation in punt returns by averaging 15.2 yards as a senior in 1988...still holds seven Florida State records for interceptions and punt returns...lettered in three sports (football, baseball and track) while at FSU...carried on his multi-sport career in the pros...won a pair of Super Bowl rings (with San Francisco and Dallas) and also played in the World Series (with Atlanta) as a pro athlete...only player to have appeared in a Super Bowl and World Series…considered the finest athlete ever to attend Florida State...had his jersey retired in 1995...he was inducted into the Pro Football Hall of Fame in 2011 and the College Football Hall of Fame in 2011.



6 ■ LeRoy Butler

- Cornerback, 6-0, 194
- Jacksonville, Fla. (Lee)

1989

Continued Florida State's tradition as Cornerback U when Deion Sanders departed... was a consensus All-American in 1989 after moving from safety to replace Sanders... finished that season among the nation's leaders with seven interceptions and returned one for a touchdown...also ranked third on the team with 94 tackles and broke up nine passes... among FSU's most recognized players due to his role in the legendary "Puntrooskie" play that beat Clemson in 1988... played in the Pro Bowl four times and went to two Super Bowls in an 12-year NFL career with the Green Bay Packers.

55 ■ Marvin Jones

- Linebacker, 6-2, 230
- Miami, Fla. (Northwestern)

1991, 1992 (unanimous)

The finest middle linebacker in Florida State history...earned consensus All-America honors as a sophomore (1991) and junior (1992) before departing for the NFL...recorded at least 110 tackles in each of his three seasons...had 111 as a junior when he won the Butkus and Lombardi Awards... made 125 stops, including 13 for loss, during his sophomore campaign...ranks seventh in school history in career tackles with 369 despite playing just three seasons...burst onto the national scene as a true freshman in 1990 when he made 133 tackles and became a starter by the season's third game...played 12 seasons in the NFL with the New York Jets.

27 ■ Terrell Buckley

- Cornerback, 5-10, 175
- Pascagoula, Miss. (Pascagoula)

1991 (unanimous)

Owns most of Florida State's interception records after a stand-out three-year career in Tallahassee...earned consensus All-America honors in 1991...became the second Seminole to win the Jim Thorpe Award when he received recognition as the nation's top defensive back that season...finished 7th in the Heisman voting in 1991…picked off a Seminole season record 12 passes in 1991 and had at least one in eight of 12 regular season games...holds the FSU career record for interceptions with 21 and his 501 career interception return yardage still ranks as an NCAA record...also a standout on punt returns...scored seven touchdowns over his career, four on interceptions and three on punts...was the fifth pick in the first round of the 1992 NFL Draft and spent 14 years in the league. He's been named one of the Top 100 Greatest College Football Players of all-time by CollegeFootballNews and named one of Sports Illustrated's Ten for the Ages' Defensive Back Game Breakers of all-time in college football...had his jersey at FSU retired in 2011.

CONSENSUS ALL-AMERICANS

Peter Boulware

Sam Cowart

Andre Wadsworth

17 ■ Charlie Ward

- Quarterback, 6-2, 190
- Thomasville, Ga. (Central)

1993 (unanimous)

The most decorated player in college football history and the 1993 Heisman Trophy winner... earned consensus All-America honors as a senior while leading Florida State to its first national championship...completed 264-of-380 passes as a senior for 3,032 yards with 27 touchdowns and just four interceptions...best game of his Heisman year was a 446-yard, four-touchdown performance in a 33-21 win at Florida...the first consensus All-America quarterback ever at FSU... posted a 22-2 record in his two seasons as a starter... was also a four-year starter at point guard on the Seminole basketball team...spent more than a decade in the NBA.

10 ■ Derrick Brooks

- Linebacker, 6-1, 226
- Pensacola, Fla.(Washington)

1993 (unanimous), 1994

Two-time consensus All-American in 1993 and 1994...big-play man on Florida State's dominating defense those two seasons...scored three touchdowns on a pair of interceptions returns and a fumble return as a junior...finished that season with 77 tackles, seven for loss, and was named the ACC's Defensive Player of the Year... made 77 tackles again as a senior in 1994 and also had four for loss and three quarterback sacks...top scholar-athlete who won an NCAA post-graduate scholarship and a place on the Academic All-America team...was a 1995 first round draft pick of the Tampa Bay Buccaneers and was named to the Pro Bowl in 1997 in just his third season in the league and played in 10 straight Pro Bowls...had his jersey retired at Florida State in 2010.

8 ■ Corey Sawyer

- Cornerback, 5-11, 175
- Key West, Fla. (Key West)

1993

An All-America selection by The Sporting News, UPI, Walter Camp and Football News as a starting cornerback on the 1993 national championship team...stands fifth on the all-time FSU career interception list with 13...sealed Florida State's win at Florida with his sixth interception of the 1993 season... led the ACC in interceptions and pass break-ups (11) that year...also an outstanding punt return man for the Seminole special teams...drafted by the Cincinnati Bengals following his 1993 junior campaign in the fourth round.

2 ■ Clifton Abraham

- Cornerback, 5-9, 185
- Dallas, Texas (D.W. Carter)

1994

Continued a tradition of talented FSU cornerbacks as the fifth consecutive consensus All-American at that position in 1994...started for three years at corner including the 1993 national championship season...a finalist for the Thorpe Award...a two-time selection on the first team All-ACC squad...established an FSU record with four career touchdowns off of blocked punts...finished career with 160 total tackles, 22 pass break-ups and eight interceptions.

53 ■ Clay Shiver

- Center, 6-2, 280
- Tifton, Ga.(Tift County)

1995

Anchored the Seminole offensive line as the starter at center for three seasons...a three-time All-ACC center who earned consensus All-America status in 1995...team captain and Lombardi semifinalist during his senior year...won Jacobs Blocking Trophy as the ACC's top offensive lineman in 1994...tabbed by Coach Bowden as the best center he coached in his career at Florida State...drafted by the Dallas Cowboys in the third round of the 1996 NFL Draft.

58 ■ Peter Boulware

- Defensive End, 6-5, 255
- Columbia, S.C. (Spring Valley)

1996

One of the top pass rushers to ever wear the Garnet and Gold...led the nation and set an FSU single-season record with 19 sacks in 1996 to earn consensus All-America honors...named the Football News' National Defensive Player of the Year...a first team All-ACC selection and conference Defensive Player of the Year in 1996...finished his three-year career with 34 career sacks...that figure ranks second in the Seminole record books only to teammate Reinard Wilson's 35.5...drafted by the Baltimore Ravens with the fourth pick in the first round of the 1997 NFL Draft.

55 ■ Reinard Wilson

- Defensive End, 6-2, 255
- Lake City, Fla. (Columbia)

1996

Earned consensus All-America honors as a senior in 1996 when he led the Seminoles in tackles with 105 and recorded 13.5 sacks...became FSU's all-time career sack leader during that season and finished his career with 35.5...led a Florida State defense that ranked first nationally against the rush and third in total defense that year...one of four Seminoles picked in the first round of the 1997 NFL Draft as the Cincinnati Bengals' 14th overall choice.

1 ■ Sam Cowart

- Linebacker, 6-3, 239
- Jacksonville, Fla. (Mandarin)

1997

Returned from an injured knee that forced him to take a redshirt year in 1996 to earn consensus All-America status in 1997...named a finalist for the Butkus and Bronko Nagurski Awards...led the team with 116 tackles in his senior campaign...set an FSU record with three fumbles returned or recovered for touchdowns in 1997...ended career ranked 10th on the FSU all-time tackle list with 338...earned the ACC's Brian Piccolo Award for the Comeback Player of the Year...led the Seminoles in tackles during his junior season (1995) with 115 and 10 for loss...drafted by the Buffalo Bills in the second round of the 1998 NFL Draft.

85 ■ Andre Wadsworth

- Defensive End, 6-4, 267
- Miami, Fla. (Fla. Christian)

1997

Went from walk-on in 1993 to consensus All-American as a senior in 1997...parlayed that success to become Florida State's highest ever NFL Draft pick at the time as he was taken with the third overall pick in the first round by the Arizona Cardinals...named the 1997 ACC Defensive Player of the Year as well as to the All-ACC first team...a finalist for the Lombardi Award...led the ACC in sacks with 16 during his senior season to rank second on the FSU all-time single season list...finished his career with 233 total tackles and 23 sacks...career sack figure is tied for fifth in school history... started for two seasons at nose guard before moving to defensive end in his final year.

CONSENSUS ALL-AMERICANS

Sebastian Janikowski

Peter Warrick

Corey Simon

38 ■ Sebastian Janikowski

- Placekicker, 6-2, 255
- Daytona Beach, Fla. (Seabreeze)

1998, 1999 (unanimous)

A two-time consensus All-American (1998 and 1999) who is also the first and only two-time Lou Groza Award winner...led the nation as a junior averaging 2.1 field goals per game...did not miss an attempt from inside 45 yards as a junior...named to the All-ACC first team...twice tied Bill Capece's FSU record for field goals in a game with five against Maryland in 1998 and NC State in 1999 ...ranked third in the NCAA and led the ACC in scoring with 10.5 points per game in 1999...career-long field goal was a 54-yarder against Florida in 1999, tying the second-longest field goal in school history at the time... was 23-30 on field goals as a junior, including a perfect 15-15 from the 30-yard range...made 66 of 83 career field goals and 126 of 129 extra points...was also a weapon on kickoffs as 57 of his 83 kicks resulted in touchbacks (68.7%)...had just 26 of his kickoffs returned in 1999 and only two of those past the 24-yard line...left FSU after his junior season and was selected in the first round of the 2000 NFL Draft by the Oakland Raiders.

9 ■ Peter Warrick

- Flanker, 6-0, 195
- Bradenton, Fla. (Southeast)

1998, 1999 (unanimous)

Two-time consensus All-American (1998 and 1999) who had more touchdown receptions (32) than any player in FSU history...finished his career as the ACC's all-time receiving yardage leader with 3,517...concluded his career second to Ron Sellers on FSU's career receiving yards list and receptions chart (207)...as a senior caught 71 passes for 934 yards and eight touchdowns...averaged 13.2 yards per reception in 1999...also ran for 96 yards on 16 carries and three touchdowns...dangerous punt return man who averaged 12.6 yards on 18 returns and scored one TD...lined up at quarterback several times...ran for two scores while at quarterback and also threw for a touchdown...carried a school record streak of 40 straight games with at least one catch into the Sugar Bowl, then set a bowl record by scoring three touchdowns and adding a two point conversion... caught at least six passes in eight of his nine regular season appearances as a senior...selected in the first round of the NFL draft by the Cincinnati Bengals.

53 ■ Corey Simon

- Nose Guard, 6-4, 275
- Pompano Beach, Fla. (Ely)

1999

One of the finest defensive linemen in FSU history... consensus All-America selection following his senior season in which he was a finalist for both the Lombardi Award and Outland Trophy...led FSU defensive linemen and was fourth on the team with 84 tackles, including 48 solo stops...led the ACC with 21 tackles for loss...also had four quarterback sacks and three passes broken up...had eight games with at least seven tackles...put together his two finest games in road wins over Clemson (with a career high 10 tackles, including three for loss) and Virginia...his interception while covering running back Thomas Jones of the Cavaliers is one of the most impressive plays by a lineman... also blocked a punt against the Cavaliers...was named the ACC Defensive Lineman of the Week for his play at Virginia... was selected ESPN Player of the Game vs. Clemson and Virginia...had at least one tackle for loss in all 11 games.

68 ■ Jason Whitaker

- Offensive Guard, 6-5, 300
- Panama City, Fla. (Mosley)

1999

In 1999, Whitaker became FSU's first consensus All-America offensive lineman since Clay Shiver in 1994...earned first team All-ACC honors as a junior and a senior...started 24 consecutive games over his last two seasons...played despite injuries during most of his last two seasons...leader of the FSU offensive line that produced the school's first undefeated season...leadership role was instrumental in guiding FSU as the only team in AP history to go through an entire season ranked No. 1...played split guard in 1998, but moved to tight guard in 1999 where he used his mobility to lead block on pulling plays...excellent open field blocker.

27 ■ Tay Cody

- Cornerback, 5-11, 180
- Blakely, Ga. (Early County)

2000

FSU coaches felt that Cody had as good a senior season (2000) as any defensive back in Florida State history... covered so well that teams stayed away from his side of the field over the last half of the season...outstanding open-field tackler and great fundamental man-to-man defender... named to College Football New's All-America first team and was a first team All-ACC selection...started at right corner all four seasons, after redshirting in 1996...doubled his career interceptions with six as a senior, averaging .50 interceptions per game...tied for sixth all-time in career interceptions at Florida State with 12...tied for eighth at Florida State in single-season interceptions with six...had 81 tackles, averaging 6.7 tackles per game for the season, second among all defensive backs at Florida State...had 200 return yards off his six interceptions, averaging 16.7 all-purpose yards per game... had a season-long interception return against NC State when he picked off Phillip Rivers and returned it 52 yards for a touchdown...closed out the season with four straight games with at least one interception.

13 ■ Marvin "Snoop" Minnis

- Flanker, 6-1, 185
- Miami, Fla. (Northwestern)

2000

FSU's leading receiver in 2000 who capped off a stellar senior season with eight catches for a career-high 187 yards and two touchdowns in FSU's win over Florida...a finalist for the 2000 Biletnikoff Award...named first team All-ACC... had a team-high 63 receptions which ranked 10th on the FSU single-season receptions list...enjoyed his first career 1,000-yard season with 1,340 yards as a senior which ranked second on the FSU single-season receiving yardage chart... had 2,098 career receiving yards which ranked 11th all-time at FSU...team-leading 11 touchdowns as a senior ranked tied for seventh on the FSU single-season touchdown catches list...recorded 17 career touchdowns which tied for 12th all-time at FSU...had more receptions in 2000 than he recorded the previous three seasons combined (52)...led the ACC and was third in the nation with a 111.7 receiving yards per game average...was on the receiving end of FSU's longest pass in history when he caught a 98-yard touchdown pass from Chris Weinke in the Clemson game which also tied the ACC record...averaged 5.25 catches per game as a senior in 2000 which ranked third in the ACC and 13th best on the FSU all-time single season chart...had seven, 100+ yard games that season, including 163 yards off of four catches in the Clemson game ...was FSU's reception leader in eight games and led FSU in receiving yards in eight games.

CONSENSUS ALL-AMERICANS

Jamal Reynolds

Alex Barron

Rodney Hudson

58 ■ Jamal Reynolds

- Defensive End, 6-4, 254
- Aiken, S.C. (Aiken)

2000 (unanimous)

A consensus All-American following the 2000 season, Reynolds was another in the prominent line of great defensive linemen for the Seminoles…became just the second Florida State player to win the Lombardi Award when he was named the nation's most outstanding lineman/linebacker following his senior year…joins Seminole star Marvin Jones who won the Lombardi in 1992 from his middle linebacker position…led the Seminoles in sacks as a senior with 12 and forced four fumbles for a defense that was among the nation's best in 2000…finished the year with 58 tackles including 28 unassisted stops and had two safeties on the year…his 23.5 career quarterback sacks ranked fourth all-time at FSU and his 12 sacks as a senior tied him with Ron Simmons (1977) as the sixth-best season ever…was the first FSU player selected in the 2001 NFL draft when he was taken in the first round by the Green Bay Packers with the 10th pick…distinction as a consensus All-American put him in the company of Peter Boulware (1996), Reinard Wilson (1996) and Andre Wadsworth (1997), who also earned the distinction at defensive end.

70 ■ Alex Barron

- Offensive Tackle, 6-6, 308
- Orangeburg, S.C. (Wilkinson)

2003, 2004 (unanimous)

Joined Ron Simmons, Deion Sanders, Derrick Brooks, Marvin Jones, Sebastian Janikowski and Peter Warrick as Florida State's seventh two-time consensus All-American (2003 and 2004)…the only Seminole offensive lineman in school history to earn the distinction and have his locker sealed…in 2003, became the first FSU consensus All-American on the offensive line since offensive guard Jason Whitaker earned the distinction following the 1999 season…a two-time, first team All-ACC honoree…started 24 of 25 games at tackle over the final two years of his career…regarded as the nation's top pass blocker as a junior and a senior…selected in the first round of the 2005 NFL Draft by the St. Louis Rams.

62 ■ Rodney Hudson

- Offensive Guard, 6-2, 282
- Mobile, Ala. (B.C. Rain)

2010 (unanimous)

One of the finest offensive lineman in FSU and ACC history…a four-year starter who capped off his career as the most decorated offensive lineman in Atlantic Coast Conference history earning consensus first team All-American honors, the first by a Seminole since Alex Barron in 2004…one of three finalists for the 2010 Outland Trophy…won consecutive Jacobs Blocking Trophies (2009 and 2010) as the ACC's most dominant lineman and was just the second lineman in league history to be selected All-ACC four times and the first selected first team three times…nine-time ACC Offensive Lineman of the Week over the course of his career; more than any player at any position in conference history...he started all 14 games at left guard in 2010, pushing his career total to 46 career starts…played 904 snaps as a senior in 2010 and led the team with 48 knockdown blocks while being penalized just once.

45 ■ Shawn Powell

- Punter, 6-4, 235
- Rome, Ga. (Darlington Prep)

2011

Florida State's first consensus All-American punter and the school's all-time leader in multiple punting categories as a three-year starter... Football Bowl Subdivision national leader with a 47-yard average as a senior...fifth all-time in the Atlantic Coast Conference in career punting average (44.2 yards per punt)…earned first team All-America honors from the Walter Camp Foundation and the American Football Coaches Association (AFCA), as well as ESPN.com and Rivals.com...selected first team All-ACC (the first punter in FSU's 20 years of league membership)...winner of the College Football Performance Awards 2011 Performer of the Year Award...punted 57 times for 2,681 yards...had 24 punts of 50 or more yards with at least one 50-plus yarder in nine of 13 games...23 punts downed inside the 20 which included 14 inside the 10-yard line - a staggering total...forced seven fair catches...finished his career as FSU's all-time leader with a 44.2 average (168-7,424), smashing Rohn Stark's previous mark of 42.7.

95 ■ Bjoern Werner

- Defensive End, 6-4, 265
- Berlin, Germany/Salisbury (Conn.)

2012 (unanimous)

A destructive force from Berlin, Germany, Werner became Florida State's first unanimous All-America defender since 2000 capturing First Team All-America honors from Walter Camp, Sporting News, AFCA, Associated Press, CBSSports.com and Pro Football Weekly….selected the ACC Defensive Player of the Year while leading Florida State to its first ACC Championship since 2005 and its first BCS Bowl win in over a decade...recorded 18.0 tackles for loss and an ACC-leading 13.0 sacks during his final campaign before being selected as the No. 24 overall pick in the 2013 NFL Draft by the Indianapolis Colts…also had eight pass breakups proving to be one of the nation's most versatile defensive players…in addition to earning All-ACC First Team accolades, he was a finalist for the Bronko Nagurski Award…wrapped up his three-year Garnet and Gold career ranking in the Top 10 in FSU history in sacks (23.5) and tackles for loss (35.0).

5 ■ Jameis Winston

- Quarterback, 6-4, 228
- Bessemer, Ala. (Hueytown)

2013

A redshirt freshman quarterback, Winston led the Seminoles to the 2013 National Championship after a 34-31, come-from-behind victory over Auburn in the BCS Championship...won the 2013 Heisman Trophy, the third Seminole quarterback to win the award...became the youngest winner in Heisman history (19 years, 342 days)...also won the Davey O'Brien National Quarterback Award and the Manning Award...named Walter Camp Football Foundation Player of the Year and Sporting News Player of the Year...made the All-ACC First Team and became the first freshman in the 61-year history of the conference to be named the ACC Player of the Year...was a finalist for the Maxwell Award...captured consensus All-America honors, grabbing first team honors from the Associated Press, FWAA, Sporting News, ESPN.com, USA Today, CBSSports.com, SI.com, Athlon Sports, and FoxSports.com...set single-season ACC and school records with 40 touchdown passes, and broke the national freshman passing record with 4,057 yards...led the nation and set the ACC record with a 184.8 passing efficiency rating...named MVP of the BCS Championship after engineering a 58-second, seven-play, 80-yard drive against the Tigers that ended with a two-yard touchdown pass to Kelvin Benjamin with 13 seconds left that provided the final margin and the 'Noles first BCS Championship since 1999....finished the season completing 67 percent of his passes for 4,057 yards, 40 touchdowns and 10 interceptions.

CONSENSUS ALL-AMERICANS

Lamarcus Joyner

20 ■ Lamarcus Joyner

- Cornerback, 5-8, 190
- Fort Lauderdale, Fla. (St. Thomas Aquinas)

2013 (unanimous)

After foregoing the NFL Draft and returning to Florida State for his senior season, the defensive catalyst helped lead the Seminoles to the 2013 BCS Championship with a 34-31 victory over Auburn...became the first Seminole defensive back named a consensus First Team All-American since 2000...played 2013 as a cornerback after spending the previous two seasons as a safety...led the 'Noles with 5.5 sacks and ranked second with 69 tackles...no defensive back in the country had more sacks...spearheaded a Seminole pass defense that finished as the top-ranked in the country (156.6 ypg) and the top-scoring defense (12.1 ppg), and recorded two of the 'Noles' 26 interceptions, the most in the country and most for a single season in school history...in addition to being named a unanimous All-American, Joyner was also a First Team All-ACC selection and a finalist for the Jim Thorpe and Bronko Nagurski Awards...signature performance came at then-No. 3 Clemson when he led FSU to a 51-14 victory by recording eight solo tackles, one sack, an interception and forcing two fumbles that led directly to 17 points...nabbed several national player of the week awards following his performance versus the Tigers...finished his four-year career with 128 tackles, 10.5 TFL, 6.5 sacks, and eight interceptions...drafted in the second round of the 2014 NFL Draft by the St. Louis Rams.

52 ■ Bryan Stork

- Center, 6-4, 300
- Vero Beach, Fla. (Vero Beach)

2013

Stork was the anchor of the Seminole offensive line that protected Heisman Trophy winner Jameis Winston and helped lead the Seminoles to the 2013 BCS Championship... along with consensus All-America honors, the redshirt senior was named First Team All-ACC by the media and coaches and won the Rimington Trophy, presented to the nation's top center...also named a finalist for the Outland Trophy, presented to the top interior lineman in college football... centerpiece of an offense that set a national record with 723 points scored...the Seminoles set FSU and ACC records for touchdowns (94) and passing touchdowns (42)...Stork led the Noles with 40 career starts...drafted in the fourth round (105th overall) by the New England Patriots in the 2014 NFL Draft.

Roberto Aguayo

19 ■ Roberto Aguayo

- Kicker, 6-1, 204
- Mascotte, Fla. (South Lake)

2014

Solidified himself as one of the greatest kickers in college football history with another spectacular season in 2014 as a consensus All-American...after winning the 2013 Lou Groza Award as the nation's top kicker, he was arguably better in 2014, capturing consensus All-America honors and All-ACC First Team accolades, while making 27 of 30 field goals and going a perfect 55 of 55 on extra points...his 90.0 field goal percentage ranked first in the country (minimum 20 made), while his 136 points ranked eighth in the country overall and second among kickers...led the ACC in kicker scoring and ranked second overall…made the second-most field goals of anybody in the country…his 9.7 points per game was tied for 13th nationally...was a finalist for the Lou Groza Award...matched his career-long field goal by hitting a 53-yarder at Miami in the 30-26 win...added field goals from 43 and 37 yards in addition to three extra points in a perfect performance against the Hurricanes...tied the FSU record by drilling five field goals (43, 40, 52, 42, 32) versus Wake Forest...scored a career-high 19 points against the Demon Deacons...made three field goals (33, 32, 28) in the 37-35 win over Georgia Tech in the ACC Championship Game... made three field goals against Oklahoma State and The Citadel...nailed a 50-yarder against Clemson...went 3 for 4 on field goals from 50 yards or more...made his first 14 field goal tries of the season - and had a streak of 23 dating back to 2013…for his career (2013-15), Aguayo made 69 of 78 field goals and all 198 extra point attempts, setting the NCAA record with a .9673 conversion rate on all kicks...second in school history in career scoring (405) and third in field goals made (69) and PATs (198)...second in ACC history in points, fourth in PATs and sixth in field goals made.

54 ■ Tre' Jackson

- Offensive Guard, 6-4, 330
- Jesup, Ga. (Wayne County)

2014 (unanimous)

Became just the fourth Nole guard to capture consensus All-America honors in 2014...three-time All-ACC honoree and two-time all-conference first team selection...four-time ACC Offensive Lineman of the Week who led the FSU offensive line with a remarkable 87.1 average...had highest grade in 12 of 14 games, including five games with an average at 90 or above...started 42 games, including 26 straight...leader of one of the nation's top offenses which averaged 33.7 points and 441.4 total yards...paved the way for FSU to pile up 574 yards of total offense against the nation's then-top-ranked defense at Louisville in a 42-31 win…season-best grade of 94 came versus Boston College…key protector of QB Jameis Winston, who led the ACC in passing yards and total offense...opened holes for Dalvin Cook to set the FSU freshman record for rushing yards.

Nick O'Leary

35 ■ Nick O'Leary

- Tight End, 6-3, 247
- Palm Beach, Fla. (Dwyer)

2014

Became the first Seminole to win the John Mackey Award given to the nation's top tight end and captured several First Team All-America honors in addition to First Team All-ACC honors from the league's coaches and media...devastating blocker who developed into a top pass-catching threat, ranked second on the Seminoles in receptions (48), yards (618) and receiving scores (six)...FSU's all-time leader among tight ends in career receptions (114), yards (1,591) and touchdowns (18)...his 17 touchdown receptions tied for the second most in ACC history...had three receptions for a season-best-tying 97 yards and a 46-yard score - all in the first half - against Georgia Tech in the ACC Championship Game...had four catches for 52 yards and two second-quarter touchdowns against Florida...caught three passes for 59 yards and a touchdown versus Boston College...had four receptions for 42 yards at Miami and six receptions for 76 yards at Louisville...Florida State trailed 21-0 in the second quarter against the Cardinals until O'Leary recovered a fumble in the end zone for FSU's first score 33 seconds before halftime, igniting what was at the time the biggest comeback victory in school history...had a career-best eight receptions for a season-best 97 yards and a touchdown at Syracuse...had six receptions for 77 yards versus Clemson... totaled five receptions for 51 yards and a touchdown against The Citadel.

CONSENSUS ALL-AMERICANS

Jalen Ramsey

8 ■ Jalen Ramsey

- Defensive Back, 6-1, 202
- Smyrna, Tenn. (Brentwood Academy)

2015

Thorpe Award, Bednarik Trophy and Lott IMPACT Trophy semifinalist in 2015…finished his career with 180 tackles (119 solo), 15.5 TFLs, five sacks, three forced fumbles, two fumble recoveries and 23 pass break-ups to go along with three interceptions…started all 41 games in his three years at Florida State…was named the team's Defensive MVP in 2015…captured All-ACC first team honors in both 2015 and 2014…was named the ACC Defensive Back of the Week twice after spectacular performances against USF and Boston College in 2015…captured several All-American honors and three national defensive player of the week honors for his performance at Miami where he registered three tackles, a tackle for loss, forced a fumble on the Hurricanes' first offensive play, broke up four passes, blocked a kick and sealed the win with an interception…became the first true freshman to start at cornerback since Deion Sanders in 1985…garnered three freshman All-America team nods…a two-year member of the FSU track & field team where he won the ACC long jump title at the outdoor (7.96m) and indoor (7.69m) championships in 2015 in addition to the lead off leg of the 4x100 relay that won gold…collected All-America honors with a fourth place showing in the long jump at the NCAA Indoor Championships in 2015 with a personal best mark of 7.97m.

Dalvin Cook

4 ■ Dalvin Cook

- Running Back, 5-11, 213
- Miami, Fla. (Miami Central)

2016 (unanimous)

The 2016 Orange Bowl MVP...a Doak Walker Award finalist and Maxwell Award and Rotary Lomardi Award semifinalist... Solidified his position as the top running back in the country, finishing the regular season with 1,765 rushing yards, 488 receiving yards (third on the team) and 20 total touchdowns... broke the FSU career rushing record against Syracuse, taking down Warrick Dunn's 20-year FSU record... had a pair of 200-yard rushing games, going for a career-best 267 yards against USF, including a 75-yard touchdown run on FSU's first offensive play...his 329 yards from scrimmage (267 rushing, 62 receiving) were the most in the country since 2014 at the time...had 225 yards and a school-record-tying four rushing touchdowns at Syracuse the day he broke Dunn's rushing record...against No. 3 Clemson, had 169 rushing yards and four rushing touchdowns, including third-quarter scores of 43 and 70 yards to give FSU the lead... ranks second in ACC history in career rush yards and is the only player in the league to break 4,000 career yards in just three seasons...had the first 100-yard receiving game for an FSU running back in 10 years with 101 yards in the season opener against Ole Miss...became the first FSU running back (and just the second Nole ever) with 100 yards rushing and receiving in the same game when he had 140 yards on the ground and a career-high 106 in the air against North Carolina...versus his hometown Miami Hurricanes on Oct. 8, had 150 rushing yards and a 59-yard receiving touchdown, his third consecutive game with over 200 all-purpose yards... versus No. 15 Florida in the home finale, had 153 rushing yards, the most for anybody against the fifth-ranked Gator defense in 2016...produced 145 yards on the ground against No. 6 Michigan including a 71-yard run on third-and 22 early in the fourth quarter from FSU's own 13 yard-line that was capped off by a three-yard touchdown rush by QB Deondre Francois to go ahead 27-15...against five ranked opponents, his 157.6 rush yards per game was 38.2 more than the next closest running back to face as many ranked teams...ranked 11th in NCAA history for rushing yards in a players first three seasons...had eight 100-yard games in 2016 and 21 for his career, one behind Dunn for most in school history...was one touchdown shy of Dunn's FSU record of 49...ranks second in FSU history with 5,399 all-purpose yards and is seventh in ACC history (the most for any player with zero return yards)... was one rushing touchdown shy of Greg Allen's record of 20 in a season (1982) and matched his performance of 19 in 2015.

DeMarcus Walker

44 ■ DeMarcus Walker

- Defensive End, 6-4, 308
- Jacksonville, Fla. (Sandalwood)

2016

The ACC Defensive Player of the Year...a Hendricks Award finalist and Lombardi Award semifinalist...cemented his place as one of the top defenders in Florida State history, finishing the season with 68 tackles, 21.5 tackles for loss, 16 sacks, 3 forced fumbles, 2 fumble recoveries and a blocked extra point (at Miami)...capped his career with four TFLs including one sack in the victory over No. 6 Michigan in the Orange Bowl...the consensus All-American began the season with 4.5 sacks, all in the second half, on Labor Day against No. 11 Ole Miss in Orlando, earning National Player of the Week honors from multiple outlets...had double-digit tackles in consecutive games against No. 3 Clemson and NC State... as part of a senior class that went undefeated against long-time rivals Miami and Florida (4-0 against each), he saved his best performances of the year for both teams...against Miami, combined on a TFL and blocked the extra point in the final minutes that would have tied the game, leading to FSU's 20-19 victory over the Hurricanes...against Florida in the season finale, continually applied pressure to quarterback Austin Appleby, finishing with 2.0 sacks and an additional quarterback hurry...also recovered two fumbles against the Gators, the first two recovered fumbles of his career and the first two FR game for a Nole since Xavier Rhodes also had two against the Gators in 2010...tallied multiple sacks in five different games (Ole Miss, Wake Forest, NC State, Syracuse, and Florida)...his 16.0 sacks was the second highest in the nation and third most in single-season history at FSU...his 21.5 TFL tied for third in single-season history..ranks third in career sacks (28.5) and is third in TFLs (45).

29 ■ Alex Mastromanno

- Punter, 6-1, 241
- Melbourne, Australia (Brighton)

2024

First-team All-American from FWAA, AFCA, Associated Press and Walter Camp…second–team All-American by Sporting News…2023 and 2024 Ray Guy Award finalist as nation's top punter...first finalist in FSU history...first-team All-ACC punter and second-team All-ACC specialist…Don Powell Award winner, presented by the Orlando Seminole Club to the Unsung Heroes…set the ACC single–season record and led the country with a 49.3 punting average…led nation with 30 punts of over 50 yards…18 punts were fair caught and 17 landed inside the 20-yard line…set Florida State record by appearing in 59 career games, including all 12 in 2024… Florida State career leader in punts (252), punting yards (11,304) and punt average (44.9).

SEMINOLE ALL-AMERICANS

1948
Hugh Adams (T)	AP (L), PBW (L)

1949
Hugh Adams (T)	AP (L)
Jerry Morrical (G)	WMG (L)
Buddy Strauss (FB)	WMG (L-HM)

1951
Tommy Brown (HB)	AP (L-HM)
Curt Campbell (E)	WMG (L-1), AP (L-HM)
Bill Dawkins (G)	AP (L-1), WMG (L-2)
Nelson Italiano (HB)	AP (L-HM)
Mike Sellers (HB, LB)	AP (L-HM), WMG (L-HM)

1952
Curt Campbell (E)	AP (L-1)

1953
Bobby Fiveash (HB)	AP (L-HM)
Jimmy Lee Taylor (E)	AP (L-2)

1954
Tom Feamster (RE)	WMG (HM)
Al Makowiecki (LT)	NIAA (1), WMG (2), AP (L-2)

1956
Lee Corso (HB)	AP (HM)

1958
Fred Pickard (HB)	AP (HM), UPI (HM), WMG (HM)
Bobby Renn (HB)	UPI (HM)
Tony Romeo (E)	AP (HM), UPI (HM)
Al Ulmer (G)	AP (HM), UPI (HM)

1959
Joe Majors (QB)	AP (HM)
Fred Pickard (HB)	AP (HM), UPI (HM)
Al Ulmer (G)	UPI (HM)

1962
Gene McDowell (G)	AP (3)

1964
Fred Biletnikoff (E)	AP (1), FN (1), FWAA (1), HF (1), NEA (1), NY (1), AFCA (2), UPI (2), NCAA (C)

1965
Jack Shinholser (MG)	NEA (2), AP (HM), UPI (HM)

1966
Gary Pajcic (QB)	AP (HM)
Del Williams (OG)	AP (2), NEA (2), UPI (2)

1967
Kim Hammond (QB)	AP (2), UPI (2)
Ron Sellers (FL)	AP (1), AFCA (1), FN (1), NEA (1), FWAA (2), UPI (2), NCAA (C)

1968
Ron Sellers (FL)	AFCA (1), AP (1), FN (1), KOD (1), SN (1), TIME (1), FWAA (2), NEA (2), UPI (2)
Dale McCullers (LB)	NEA (1), AP (3), UPI (HM)
Jack Fenwick (OL)	AP (HM)
Bill Cappleman (QB)	AP (HM)

1970
J.T. Thomas (DB)	FN (SO-1)

1971
Rhett Dawson (WR)	AP (3)
Gary Huff (QB)	AP (HM), UPI (HM)
J.T. Thomas (DB)	AP (HM), UPI (HM)

1972
Larry Strickland (LB)	AP (HM)
Gary Huff (QB)	AFCA (1), CH (1), CPFW (1), FWAA (1), GRID (1), TIME (1), FN (2), UPI (2), AP (HM)
Barry Smith (WR)	AAC (1), AFCA (1), CH (1), AP (2), UPI (2), US (2), FN (3), GRID (3)
James Thomas (DB)	CPWF (1), TIME (1), US (1)

1973
Jim Malkiewicz (DT)	DSE (3)

1976
Ed Beckman (TE)	AP (HM)
John Thames (OT)	AP (HM)
Kurt Unglaub (WR)	FN (FR-2)

1977
Wade Johnson (OG)	AP (HM)
Willie Jones (DE)	AP (HM)
Larry Key (RB)	AP (HM)
Ron Simmons (NG)	AP (HM), FN (HM), FN (FR-1)
Nat Terry (DB)	AP (HM)
Scott Warren (DE)	CH (1)
Gil Wesley (C)	CH (1), FN (SO-3)

1978
Charles Ferguson (LB)	FN (FR-2)
Jackie Flowers (WR)	AP (HM), SN (HM)
Mike Good (OG)	AP (HM)
Nate Henderson (OT)	AP (HM)
Willie Jones (DE)	UPI (2), AP (HM), SN (HM)
Ron Simmons (NG)	FN (3), AP (HM), FN (SO-1)
Scott Warren (DE)	CH (1)
Gil Wesley (C)	CH (1)

1979
Monk Bonasorte (DB)	AP (3)
Bobby Butler (CB)	AP (HM)
Jackie Flowers (WR)	FN (2), UPI (2), AP (HM), SN (HM)
Mike Good (OG)	AP (HM)
Jimmy Jordan (QB)	SN (HM)
Ken Lanier (OT)	AP (HM)
Ron Simmons (NG)	AFCA (1), AP (1), CAMP (1), FN (1), KOD (1), UPI (1), SN (HM), NCAA (C)
Scott Warren (DE)	CH (1), AP (HM)
Gil Wesley (C)	CH (1)

1980
Monk Bonasorte (DB)	FN (2), AP (HM)
Bobby Butler (DB)	NEA (1), AP (3)
Bill Capece (KS)	SN (1), FN (2), UPI (2)
Greg Futch (OG)	AP (HM)
Reggie Herring (LB)	AP (2)
Ken Lanier (OT)	AP (2)
Mark Macek (DT)	AP (HM)
Paul Piurowski (LB)	AP (HM)
Ron Simmons (NG)	AFCA (1), CAMP (1), KOD (1), SN (1), UPI (1), FN (3), NCAA (C)
Rohn Stark (P)	FWAA (1), KOD (1), SN (1), UPI (1), FN (3)

1981
Greg Allen (TB)	AP (HM), FN (FR-1)
Garry Futch (DT)	AP (HM)
Tom McCormick (C)	AP (HM)
Rohn Stark (P)	HI (1), NEA (1), SN (1), UPI (1)
Barry Voltapetti (OT)	AP (HM)

1982
Greg Allen (TB)	AP (HM)
Alphonso Carreker (DT)	AP (HM)
Harvey Clayton (DB)	AP (HM)
Jamie Dukes (OG)	FN (FR-1)
Hassan Jones (WR)	FN (FR-1)
Tom McCormick (C)	AP (HM)
Isaac Williams (DL)	FN (FR-1), SN (FR-1)
Ricky Williams (RB)	AP (HM)
Tommy Young (LB)	AP (HM)

1983
Greg Allen (TB)	CAMP (1), UPI (1), FN (2), AP (3), NCAA (C)
Alphonso Carreker (DT)	FN (3), AP (HM)
Jamie Dukes (OG)	FN (HM)
Herbert Harp (OL)	FN (HM)
Tom McCormick (C)	AP (HM), FN (HM)

1984
Greg Allen (TB)	CAMP (1), FN (1), UPI (2), AP (3)
Louis Berry (P)	AP (HM)
Jamie Dukes (OG)	FN (2), AP (HM)
Jessie Hester (WR)	AP (HM), FN (HM)
Derek Schmidt (KS)	AP (HM)
Henry Taylor (ILB)	AP (HM)

1985
Louis Berry (P)	AP (HM)
Jamie Dukes (OG)	CAMP (1), FWAA (1), AP (2), UPI (2), FN (3), NCAA (C)
Chip Ferguson (QB)	FN (FR-2), SN (FR-2)
Victor Floyd (TB)	AP (HM)
John Ionata (OT)	AP (HM), FN (HM)
Hassan Jones (WR)	AP (HM)
Pablo Lopez (OT)	FN (SO-3)
Martin Mayhew (CB)	AP (HM), FN (HM)
Paul McGowan (ILB)	AP (HM), FN (SO-2)
Gerald Nichols (DT)	AP (HM)
Derek Schmidt (KS)	AP (HM), UPI (HM)
Stan Shiver (SS)	FN (FR-2)
Pat Tomberlin (OG)	AP (HM)
Isaac Williams (DT)	AP (HM), FN (HM)

1986
Louis Berry (P)	AP (HM)
Pat Carter (TE)	AP (HM)
Steve Gabbard (DT)	FN (SO-2)
Fred Jones (ILB)	AP (HM)
Jason Kuipers (OG)	FN (SO-3)
Paul McGowan (ILB)	AP (HM)
Gerald Nichols (DT)	AP (HM)
Deion Sanders (CB)	SN (1), AP (3), UPI (HM), FN (SO-1)
Derek Schmidt (KS)	AP (HM)
Sammie Smith (TB)	FN (FR-1)
Pat Tomberlin (OT)	AP (HM), FN (SO-2)

1987
Pat Carter (TE)	SN (1), AP (2)
Herb Gainer (WR)	AP (HM)
Odell Haggins (NG)	AP (HM)
Eric Hayes (DT)	AP (HM)
Jason Kuipers (OG)	AP (HM)
Paul McGowan (ILB)	AP (1), FN (1), SN (1)
Deion Sanders (CB)	AFCA (1), AP (1), CAMP (1), FN (1), FWAA (1), KOD (1), SH (1), SN (1), UPI (1), NCAA (U)
Derek Schmidt (KS)	AP (3)
Sammie Smith (TB)	AP (HM)
Pat Tomberlin (OT)	AP (3)
Terry Warren (OLB)	AP (HM)

1988
Terry Anthony (WR)	AP (HM), SN (HM)
Chip Ferguson (QB)	AP (HM), UPI (HM)
Steve Gabbard (DT)	AP (HM)
Odell Haggins (NG)	AP (2), SN (HM)
Joey Ionata (OT)	AP (HM)
Jason Kuipers (OG)	AP (HM)
Bruce LaSane (WR)	SN (HM)
Ronald Lewis (WR)	AP (HM), SN (HM)
Deion Sanders (CB)	AFCA (1), AP (1), CAMP (1), FN (1), FWAA (1), KOD (1), SN (1), UPI (1), NCAA (U)
Stan Shiver (SS)	AP (HM)
Kelvin Smith (ILB)	AP (HM)
Sammie Smith (TB)	AP (HM)
Pat Tomberlin (OT)	CAMP (1), AP (2), FN (2), KOD (2), SN (2), UPI (2)
Dayne Williams (FB)	SN (HM)

SEMINOLE ALL-AMERICANS

1989

Terry Anthony (WR)	SN (HM)
LeRoy Butler (CB)	AP (1), CAMP (1), UPI (1), SN (HM), NCAA (C)
Kirk Carruthers (ILB)	SN (HM)
Dexter Carter (TB)	SN (HM)
Lawrence Dawsey (WR)	SN (HM)
Odell Haggins (NG)	AFCA (1), CAMP (1), KOD (1), FN (2), UPI (2), SN (HM)
Eric Hayes (DT)	FN (3), SN (HM)
Ronald Lewis (WR)	SN (HM)
Michael Tanks (C)	AP (1), FWAA (1), UPI (2), SN (HM)
Peter Tom Willis (QB)	UPI (HM), SN (HM)

1990

Terrell Buckley (CB)	AP (2), FN (2), SN (2)
Lawrence Dawsey (WR)	AP (1), FWAA (1), SN (2), UPI (2), FN (3)
Marvin Jones (ILB)	AP (3)

1991

Terrell Buckley (CB)	AFCA (1), AP (1), CAMP (1), FN (1), FWAA (1), KOD (1), SH (1), SN (1), UPI (1), NCAA (U)
Kirk Carruthers (ILB)	UPI (HM)
Marvin Jones (ILB)	AP (1), CAMP (1), FWAA (1), SH (1), SN (1), UPI (1), FN (3), NCAA (C)
Amp Lee (TB)	CAMP (1), FN (3), SH (HM), UPI (HM)
Kevin Mancini (OT)	UPI (HM)
Patrick McNeil (OG)	FN (FR-1)
Casey Weldon (QB)	CAMP (1), FN (1), SH (1), AP (2), SN (2), UPI (HM)

1992

Derrick Brooks (OLB)	FN (SO-1)
Marvin Jones (ILB)	AFCA (1), AP (1), CAMP (1), CPFW (1), FN (1), FWAA (1), KOD (1), SH (1), SN (1), UPI (1), NCAA (U)
Patrick McNeil (OG)	FN (SO-1)
Corey Sawyer (CB)	AP (2), FN (2), UPI (HM), FN (SO-1)
Robert Stevenson (OT)	FN (2), UPI (HM)
Lewis Tyre (OG)	FN (FR-1)
Tamarick Vanover (WR/KR)	CPFW (1), SN (1), FN (FR-1)
Charlie Ward (QB)	SN (2), AP (3), SH (HM), UPI (HM)

1993

Clifton Abraham (CB)	UPI (HM)
Derrick Alexander (DE)	AFCA (1), FWAA (1), UPI (2), AP (3), FN (SO-1)
Ken Alexander (ILB)	UPI (HM)
Derrick Brooks (OLB)	AFCA (1), AP (1), CAMP (1), FN (1), FWAA (1), KOD (1), SH (1), SN (1), UPI (1), NCAA (U)
Warrick Dunn (RB)	FN (FR-2)
Juan Laureano (OT)	FN (SO-3)
Kez McCorvey (WR)	UPI (HM)
Patrick McNeil (OG)	FN (3)
Corey Sawyer (CB)	CAMP (1), FN (1), SN (1), UPI (1), AP (2), NCAA (C)
Clay Shiver (C)	UPI (HM), FN (SO-1)
Tamarick Vanover (WR)	SN (2), FN (SO-2)
Charlie Ward (QB)	AFCA (1), AP (1), CAMP (1), FN (1), FWAA (1), KOD (1), SH (1), SN (1), UPI (1), NCAA (U)

1994

Clifton Abraham (CB)	AFCA (1), AP (1), CAMP (1), FN (1), KOD (1), SN (1), UPI (1), SH (HM), NCAA (C)
Derrick Alexander (DE)	AP (1), CAMP (1), FWAA (1), FN (2), SN (2), UPI (2), SH (HM)
Derrick Brooks (OLB)	AFCA (1), AP (1), CAMP (1), FWAA (1), KOD (1), SH (1), SN (1), UPI (2), NCAA (C)
Warrick Dunn (RB)	UPI (HM)
Kez McCorvey (WR)	UPI (1), SH (HM)
Patrick McNeil (OG)	UPI (HM)
Clay Shiver (C)	FWAA (1), SH (1), AP (2), UPI (HM)

1995

Daryl Bush (LB)	FN (HM)
Andre Cooper (WR)	AP (HM), FN (HM), UPI (HM)
Warrick Dunn (RB)	FN (3), AP (HM), UPI (HM)
Danny Kanell (QB)	FN (2), AP (HM), UPI (HM)
Sean Liss (P)	AP (HM), UPI (HM)
Clay Shiver (C)	AFCA (1), AP (2), FWAA (1), FN (2), UPI (2), NCAA (C)
Lewis Tyre (OG)	AP (HM), FN (HM), UPI (HM)
Reinard Wilson (DE)	AP (HM), FN (HM), UPI (HM)

1996

Peter Boulware (DE)	AFCA (1), AP (1), CPFW (1), FN (1), FWAA (1), SN (1), NCAA (C)
Warrick Dunn (RB)	FWAA (1), AP (2), FN (2), SN (2)
Walter Jones (OT)	AP (2)
Reinard Wilson (DE)	AFCA (1), AP (1), CAMP (1), FWAA (1), FN (2), SN (2), NCAA (C)

1997

Ross Brannon (OT)	SN (FR-2)
Daryl Bush (LB)	AP (3)
Tay Cody (CB)	SN (FR-1)
Sam Cowart (LB)	AFCA (1), AP (1), FN (1), FWAA (1), SN (1), NCAA (C)
E.G. Green (WR)	AP (2), FN (2)
Donald Heaven (OG)	SN (FR-1)
Sebastian Janikowski (K)	SN (FR-1)
Kevin Long (C)	AFCA (1), AP (3), FN (3)
Samari Rolle (CB)	FN (3)
Tra Thomas (OT)	AP (2)
Andre Wadsworth (DE)	AFCA (1), AP (1), CAMP (1), FN (1), SN (1), NCAA (C)

1998

Sebastian Janikowski (PK)	AP (1), FD (1), FN (1), FWAA (1), SN (1), NCAA (C)
Corey Simon (DT)	AP (1), FN (2)
Peter Warrick (WR)	AP (1), CAMP (1), FD (1), SN (1), FN (2), NCAA (C)
Jason Whitaker (OG)	FWAA (1), AP (3)

1999

Sebastian Janikowski (PK)	AAF (1), AFCA (1), AP (1), CAMP (1), CFN (1), FN (1), FWAA (1), SN (1), NCAA (U)
Corey Simon (NG)	AAF (1), AFCA (1), AP (1), CAMP (1), CFN (1), FWAA (1), SN (1), FN (2), NCAA (C)
Peter Warrick (WR)	AAF (1), AFCA (1), AP (1), CAMP (1), CFN (1), FN (1), FWAA (1), SN (1), NCAA (U)
Chris Weinke (QB)	FN (HM)
Jason Whitaker (OG)	AAF (1), AFCA (1), AP (1), CAMP (1), FN (1), FWAA (1), SN (2), NCAA (C)
Brett Williams (OT)	FN (FR-1)

2000

Tay Cody (CB)	AFCA (1), CFN (1), SN (1), AP (2), FN (2), NCAA (C)
Darnell Dockett (DE)	FN (FR-1), SN (FR-1)
Chris Hope (FS)	SN (2)
Snoop Minnis (FLK)	AFCA (1), AP (1), FN (1), FWAA (1), SI (1), SN (1), CFN (2), NCAA (C)
Tommy Polley (LB)	FN (3), SN (3)
Kendyll Pope (LB)	FN (FR-1), SN (FR-1)
Jamal Reynolds (DE)	AFCA (1), AP (1), CAMP (1), CFN (1) FN (1), FWAA (1), SI (1), SN (1), NCAA (U)
Tarlos Thomas (OT)	CAMP (1), AP (3)
Chris Weinke (QB)	AP (1), CFN (1), FN (1), SI (1), SN (2)
Jeff Womble (DT)	FN (FR-1), SN (FR-2)

2001

Xavier Beitia (PK)	CFN (HM), SN (FR-3)
Bradley Jennings (LB)	SN (4)
Travis Johnson (NG)	SN (FR-1)
Chris Rix (QB)	SN (FR-1)
Brett Williams (OT)	CFN (2), SN (4)

2002

Montrae Holland (OG)	SI (2), AP (3), SN (3)
Alonzo Jackson (DE)	CFN (2)
Brett Williams (OT)	AFCA (1), CFN (1), SN (1), AP (2), CAMP (2)SI (2)

2003

Alex Barron (OT)	AP (1), CAMP (1), CFN (1), FWAA (1), SI (HM), NCAA (C)
Michael Boulware (LB)	AP (3)
Darnell Dockett (DT)	CFN (1), SI (2), SN (2), AP (3)
Craphonso Thorpe (WR)	CFN (3)

2004

Alex Barron (OT)	AFCA (1), AP (1), FWAA (1), CAMP (1), CBS (1), CFN (1), ESPN (1), RIV (1), SN (1), SI (2), NCAA (U)
Antonio Cromartie (CB)	CFN (SO-1)
Travis Johnson (DT)	CBS (1), ESPN (1), RIV (1), CFN (2), AP (3), SI (HM)
Ernie Sims (LB)	ESPN (1), CFN (SO-1)

2005

Brodrick Bunkley (NG)	CPFW (1), FWAA (1), SI (1), SN (2), AP (3)
Greg Carr (WR)	SN (FR-2), CFN (FR-3)
Tony Carter (CB)	SN (FR-2), CFN (FR-3)
A.J. Nicholson (LB)	SI (HM)
Willie Reid (WR)	CFN (HM)
Drew Weatherford (QB)	CFN (FR-2), SN (FR-2)
Kamerion Wimbley (DE)	CPFW (1)

2006

Everette Brown (DE)	CFN (FR-2), SH (FR-2), SN (FR-2)
Buster Davis (LB)	AFCA (1), CAMP (2), SN (2), CFN (HM), CPFW (HM), SI (HM)
Geno Hayes (LB)	CFN (SO-HM)
Jamie Robinson (CB)	SH (FR-HM)
Myron Rolle (RV)	SN (FR), CFN (FR-1), SH (FR-1)
Lawrence Timmons (LB)	CPFW (HM)
Brandon Warren (TE)	SH (FR-3), SN (FR-3), CFN (FR-HM)

2007

Gary Cismesia (PK)	SI (2), SN (2), CFN (3)
Geno Hayes (LB)	SI (HM)
Rodney Hudson (OG)	CFN (FR-1), FWAA (FR-1), SN (FR-HM)
Ryan McMahon (C)	CFN (FR-1), FWAA (FR-1), RIV (FR-1), SN (FR-2)

2008

Everette Brown (DE)	AP (2), CAMP (2), PS (2), RIV (2), SC (2), SN (2), SI (3), CPFW (HM)
Andrew Datko (OT)	FWAA (FR-1), PS (FR-1), RIV (FR-1), SN (FR-1)
Graham Gano (PK)	CBS (1), RIV (1), SC (1), AP (2), CAMP (2), PS (2), SI (2), SN (2)
Michael Ray Garvin (SP)	SN (1), SC (3), SI (3)
Myron Rolle (RV)	AP (3)

2009

Rodney Hudson (OG)	FWAA (1), SI (1), AP (2), RIV (2), CPFW (HM)
Jacobbi McDaniel (DT)	SC (FR-2)
Greg Reid (PR/DB)	RIV (3), SN (3), SI (HM), RIV (FR-1), SC (FR-2)

2010

Rodney Hudson (OG)	AFCA (1), AP (1), CAMP (1), CBS (1), CFN (1), ESPN (1), FWAA (1), PS (1), RIV (1), SC (1), SI (1), SN (1), NCAA (U)
Brandon Jenkins (DE)	RIV (2), SC (2), PS (4), SI (HM)
Demonte McAllister (DL)	CFN (FR-HM)
Xavier Rhodes (CB)	CFN (3), CFN (FR-1), FWAA (FR-1), RIV (FR-1), NCAA (FR-C)

SEMINOLE ALL-AMERICANS

2011

Devonta Freeman (RB)	CFN (FR-HM)
Christian Green (WR)	CFN (FR-HM)
Rashad Greene (WR)	CFN (FR-HM)
Bobby Hart (OL)	CFN (FR-2)
Dustin Hopkins (K)	SI (HM)
Timmy Jernigan (DT)	CBS (FR-1), CFN (FR-1), FSN (FR-1), FWAA (FR-1), YS (FR-1), NCAA (FR-C)
Nick O'Leary (TE)	CFN (FR-HM)
Shawn Powell (P)	AFCA (1), CAMP (1), ESPN (1), RIV (1), YS (1), CBS (2), FSN (2), SC (2), AP (3), PS (4), SI (HM), NCAA (C)
Zebrie Sanders (OT)	CPFW (HM)

2012

Kelvin Benjamin (WR)	CFN (FR-HM)
Cornellius Carradine (DE)	PS (3), SI (HM)
Ronald Darby (DB)	FWAA (FR-1), CFN (FR-2)
Rashad Greene (WR)	SI (HM)
Dustin Hopkins (K)	CAMP (1), CBS (1), CPFW (1), ESPN (1), FSN (1), SN (1), AP (2), SI (2)
Xavier Rhodes (CB)	PS (3)
Bjoern Werner (DE)	AFCA (1), AP (1), CAMP (1), CBS (1), CFPW (1), FWAA (1), FSN (1), SN (1), SI (2), NCAA (U)

2013

Roberto Aguayo (K)	AP (1), ATH (1), CAMP (1), CBS (1), FWAA (1), LIN (1), USA (1), SI (HM), ATH (FR-1), CFN (FR-1), CI (FR-1), SN (FR-1), NCAA (FR-C)
Nate Andrews (S)	247 (FR-2), CFN (FR-2), CI (FR-2), ATH (FR-3)
Kelvin Benjamin (WR)	SI (1), CFN (SO-2)
Terrence Brooks (S)	CBS (1), LIN (3), SI (HM)
Cameron Erving (LT)	FWAA (1), SI (1), SN (1), USA (1), AP (2), CAMP (2), CBS (2), LIN (2), SBN (2)
Tre' Jackson (RG)	CBS (2), SI (HM)
Timmy Jernigan (NG)	ESPN (1), FWAA (1), AP (2), CBS (2), SI (2), USA (2), LIN (3)
Lamarcus Joyner (CB)	AFCA (1), AP (1), BR (1), CAMP (1), ESPN (1), FWAA (1), LIN (1), SI (1), SN (1), USA (1), CBS (2), SBN (2), NCAA (U)
Nick O'Leary (TE)	CBS (3), LIN (3)
Jalen Ramsey (S)	247 (FR-1), ATH (FR-1), CFN (FR-1), CI (FR-1), FWAA (FR-1), NCAA (FR-C)
Telvin Smith (LB)	SI (HM)
Terrance Smith (LB)	CFN (SO-2)
Bryan Stork (C)	AP (1), ESPN (1), FWAA (1), LIN (1), CAMP (2), SBN (2), SI (2), CBS (3), NCAA (C)
P.J. Williams (CB)	CFN (SO-HM)
Jameis Winston (QB)	AP (1), ATH (1), BR (1), CBS (1), ESPN (1), FWAA (1), LIN (1), SBN (1), SI (1), SN (1), USA (1), CAMP (2), ATH (FR-1), CFN (FR-1), CI (FR-1), FWAA (FR-1), SN (FR-1), NCAA (C)

2014

Roberto Aguayo (PK)	AFCA (1), AP (1), CAMP (1), CBS (1), SBN (1), SC (1), SI (1), SN (1), FWAA (2), USA (2), NCAA (C)
Dalvin Cook (RB)	SN (FR-1), ATH (FR-2), CFN (FR-HM), CI (FR-HM)
Mario Edwards Jr. (DE)	SI (2)
Cameron Erving (OL)	CBS (1), SC (2), SI (HM)
Eddie Goldman (DT)	SI (1), AP (3)
Rashad Greene (WR)	AP (2), FWAA (2), SC (2), SN (2), SI (HM)
Tre' Jackson (RG)	AFCA (1), AP (1), CAMP (1), CBS (1), FWAA (1), SBN (1), SC (1), SI (1), SN (1), USA (2), NCAA (U)
Roderick Johnson (OL)	ATH (FR-1), USA (FR-1), CFN (FR-2), CI (FR-2)
Lorenzo Featherston (DE)	CFN (FR-HM), CI (FR-HM)
Josue Matias (RG)	SI (HM)
Nick O'Leary (TE)	AFCA (1), AP (1), CAMP (1), CBS (1), SBN (1), SC (1), SI (1), FWAA (2), SN (2), USA (2), NCAA (C)
Jalen Ramsey (S)	SC (1), USA (1), AP (2), FWAA (2), SI (2), SN (2)
Travis Rudolph (WR)	ATH (FR-1), CFN (FR-HM), CI (FR-HM)
P.J. Williams (CB)	USA (2), SI (HM)
Jameis Winston (QB)	SI (HM)

2015

Roberto Aguayo (PK)	CBS (1), SN (1), USA (2)
Dalvin Cook (RB)	FWAA (1), SI (1), AP (2), CAMP (2), CBS (2), SN (2)
Ryan Izzo (TE)	CI (FR-HM)
Derwin James (DB)	CBS (HM), SI (HM), CI (FR-1), ESPN (FR-1), SN (FR-1), USA (FR-1)
Roderick Johnson (LT)	SN (2), USA (2), SI (HM)
Jalen Ramsey (DB)	AFCA (1), CAMP (1), ESPN (1), AP (2), CBS (2), FWAA (2), SI (2), SN (2), USA (2), NCAA (C)
Josh Sweat (DE)	CI (FR-HM)

2016

Ricky Aguayo (K)	ESPN (FR-1), CI (FR-2)
Brian Burns (DE)	ESPN (FR-1), FWAA (FR-1), USA (FR-1)
Dalvin Cook (RB)	AFCA (1), AP (1), ATH (1), CAMP (1), CBS (1), CI (1), ESPN (1), FSN (1), FWAA (1), PFF (1), PS (1), SBN (1), USA (1), SI (2), NCAA (U)
Roderick Johnson (OL)	CAMP (1), AFCA (2), FSN (2), SI (2), PS (3), ATH (4)
Tarvarus McFadden (DB)	FWAA (1), AFCA (2), CAMP (2), PS (2), ATH (4), CI (SO-2)
DeMarcus Walker (DE)	AFCA (1), ATH (1), CAMP (1), SBN (1), SN (1), USA (1), AP (2), CBS (2), CI (2), FSN (2), SI (2), PS (3), NCAA (C)

2017

Derwin James (DB)	CBS (1), FWAA (1), PS (1), AFCA (2), AP (2), CAMP (2), SN (2)

2018

Brian Burns (DE)	PS (4)
Jaiden Lars-Woodbey (DB)	ESPN (FR-1)

2019

Cam Akers (RB)	PS (HM)
Dontae Lucas (OL)	TA (FR-2)
Marvin Wilson (DT)	PFF (3)

2020

Stephen Dix Jr. (LB)	RIV (FR-1)
Robert Scott Jr. (OL)	247 (FR-1)
Maurice Smith (OL)	RIV (FR-1)

2021

Jermaine Johnson II (DE)	CAMP (1), CBS (1), ESPN (1), AFCA (2), AP (2), FWAA (2), PS (2)
Jammie Robinson (S)	PS (HM)

2022

Shyheim Brown (S)	CFN (FR-HM)
Joshua Farmer (DT)	CFN (FR-HM)
Patrick Payton (DE)	CFN (FR-HM)
Jammie Robinson (S)	TA (2), PS (4)
Jared Verse (DE)	TA (1), PS (3)

2023

Keon Coleman (WR)	ACT (1-AP), FSN (2), SI (2), PS (4), CFN (HM)
Kalen DeLoach (LB)	TA (2), CFN (3)
D'Mitri Emmanuel (OL)	PS (4)
Braden Fiske (DT)	CFN (1), AP (2), PS (2)
Renardo Green (DB)	CFN (2), PS (HM)
Jarrian Jones (DB)	CFN (1)
Alex Mastromanno (P)	CBS/247 (2), SN (2), CFN (3), PS (HM)
James Rosenberry (LS)	AFCA (1)
Jordan Travis (QB)	CFN (HM), PS (HM)
Jared Verse (DE)	AFCA (1), AP (2), ESPN (2), TA (2), USA (2), CFN (3), PS (3)
Darius Washington (OT)	CFN (1), PS (HM)

2024

Ryan Fitzgerald (PK)	AFCA (1), AP (3), PS (HM)
Alex Mastromanno (P)	AFCA (1), AP (1), CAMP (1), CBS (1), FWAA (1), PS (1), SN (2), TA (2), NCAA (C)
Samuel Singleton Jr. (KR)	FWAA (FR-1)

2025

Mandrell Desir (DL)	ON3 (FR-1), 247 (FR-1)
Luke Petitbon (C)	PS (HM)
Duce Robinson (WR)	PS (3)

247-247Sports.com; **ACT**-Action Network; **AAC**-All-American Competitor; **AAF**-All-America Foundation; **AFCA**-American Football Coaches Association; **AP**-Associated Press; **ATH**-Athlon Sports; **BR**-Bleacher Report; **CAMP**-Walter Camp; **CBS**-CBSSports.com; **CFN**-College Football News; **CH**-Churchman's; **CI**-campusinsiders.com; **CPFW**-College & Pro Football Weekly; **DSE**-Detroit Sports Extra; **ESPN**-ESPN.com; **FD**-Football Digest; **FN**-Football News; **FSN**-Fox Sports; **FWAA**-Football Writers Association of America; **GRID**-Gridiron; **HF**-Helms Foundation; **HI**-Hartford Insurance; **KOD**-Kodak; **LIN**-Lindy's; **NCAA**-NCAA Consensus; **NEA**-Newspaper Enterprises Association; **NIAA**-National Intercollegiate Athletic Association; **NY**-New York Daily News; **ON3**-On3.com; **PBW**-Paul B. Williams; **PFF**-Pro Football Focus, **PS**-Phil Steele; **RIV**-Rivals.com; **SBN**-SBNation.com; **SC**-Scout.com; **SH**-Scripps Howard; **SI**-SI.com; **SN**-The Sporting News; **TA**-The Athletic; **TIME**-Time Magazine; **UPI**-United Press International; **US**-Universal Sports; **USA**-USA Today; **WMG**-Williamson Middle Group; **YS**-Yahoo Sports

(1) 1st Team; **(2)** 2nd Team; **(3)** 3rd Team; **(4)** 4th Team; **(HM)** Honorable Mention; **(FR)** Freshman; **(SO)** Sophomore; **(L)** Little All-American; **(C)** Consensus; **(U)** Unanimous

ACADEMIC HONORS

FIRST TEAM ACADEMIC ALL-AMERICANS

(Selected by the College Sports Communicators)

2025 Duce Robinson (WR)

2012 Dustin Hopkins (K)


2000-01 Chris Hope (FS)

1996-97 Daryl Bush (LB)

*1994 Derrick Brooks (LB)**


1981 Rohn Stark (P)

1979-80 Keith Jones (DB)


1979 Phil Williams (WR)


1972 Gary Huff (QB)

SECOND TEAM

Dustin Hopkins, 2011	K
Myron Rolle, 2008	DB
David Castillo, 2005	OL
Derrick Brooks, 1993	OLB
Ken Alexander, 1993	LB
Dave Roberts, 1989	TE
Martin Mayhew, 1985	DB
Phil Williams, 1981	WR
Scott Warren, 1979	DL

THIRD TEAM

Joe Stricker, 1970	OT

**Brooks inducted into CoSIDA/CSC Hall of Fame in 2014*

NCAA POST-GRADUATE SCHOLARSHIP RECIPIENTS

2005 David Castillo (C)

2000 Chris Weinke (QB)

1997 Daryl Bush (LB)

1995 Danny Kanell (QB)

1994 Derrick Brooks (LB)


1993 Ken Alexander (LB)

1990 Dave Roberts (TE)


1987 David Palmer (ILB)


1980 Phil Williams (WR)

ACC ALL-ACADEMIC TEAM SELECTIONS

Four-Time Honorees

Daryl Bush	1994-97
Ryan Fitzgerald	2021-24
Chris Hope	1998-2001
Dustin Hopkins	2009-12
Robert Scott Jr.	2020-21, 2023-24

Three-Time Honorees

Derrick Brooks	1992-94
David Castillo	2003-05
AJ Cottrill	2023-25
Brian Courtney	2022-24
Justin Cryer	2023-25
Joshua Farmer	2022-24
Donny Hiebert	2023-25
Kevin Knowles II	2022-24
Christian Ponder	2008-10
Myron Rolle	2006-08
Chris Weinke	1998-2000

Two-Time Honorees

Mason Arnold	2024-25
Michael Boulware	2002-03
Shyheim Brown	2024-25
Preston Daniel	2022-23
Ja'Khi Douglas	2022-23
Bryson Estes	2023-24
Dillan Gibbons	2021-22
Ryan Hoefeld	2014-15
Caziah Holmes	2024-25
Keiondre Jones	2023-24
Kevin Long	1996-97
EJ Manuel	2009-10
Jacob Rizy	2024-25
James Rosenberry Jr.	2022-23
KJ Sampson	2024-25
Zebrie Sanders	2010-11
Antone Smith	2005-06
Azareye'h Thomas	2022, 2024
Charlie Ward	1992-93
Drew Weatherford	2005-06
Jackson West	2023-24
Hykeem Williams	2023-24

One-Time Honorees

Clifton Abraham	1993
Ken Alexander	1993
Justin Amman	2000
Nate Andrews	2013
Allen Augustin	2003
Robbie Baker	1992
Malik Benson	2024
Tatum Bethune	2023
Joshua Burrell	2023
Tommy Castellanos	2025
Mac Chiumento	2025
Marcello Church	2001
Richard Coes	1993
Keon Coleman	2023
Jashaun Corbin	2020
Keith Cottrell	1998
Fentrell Cypress II	2023
Andrew Datko	2008
Darryll Desir	2025
Mandrell Desir	2025
Landon Dickerson	2016
Warrick Dunn	1996
Kevin Emanuel	2002
D'Mitri Emmanuel	2022
Reggie Freeman	1992
Graham Gano	2006
BJ Gibson	2024
Steve Gilmer	1994
Brock Glenn	2024
Omar Graham Jr.	2023
E.G. Green	1997
Rashad Greene	2011
Chris Hall	2004
Gunnar Hansen	2025
Bless Harris	2023
Aaron Hester	2024
Destyn Hill	2023
Dexter Jackson	1997
Jerry Johnson	1997
Greg Jones	2003
Jaden Jones	2025
Grady Kelly	2024
Luke Kromenhoek	2024
Jaiden Lars-Woodbey	2018
Earl Little Jr.	2024
Fabien Lovett	2023
Devontay Love-Taylor	2021
Daniel Lyons	2024
Bryant McFadden	2003
Tre' McKitty	2018
Matt Meinrod	2003
Jarad Moon	2000
Robert Morgan	2002
Kyle Morlock	2024
Blake Nichelson	2023
Derek Nicholson	2007
Zay Parks	2025
Luke Petitbon	2025
Micah Pettus	2025
Todd Rebol	1995
Ryan Roberts	2019
Duce Robinson	2025
Janarius Robinson	2020
Travis Rudolph	2014
Mavin Saunders	2017
Wyatt Sexton	2004
Thomas Shrader	2023
Maurice Smith	2023
Ryan Sprague	1999
Kendrick Stewart	2008
Willy Suarez	2025
Jayden Todd	2025
Lewis Tyre	1995
Logan Tyler	2017
Andre Wadsworth	1997
DeMarco Ward	2024
Jake Weinberg	2025
Jason Whitaker	1998
Squirrel White	2025
Amaree Williams	2024
Brett Williams	2002
Darion Williamson	2024
Kamerion Wimbley	2004
Jameis Winston	2013

SEMINOLE ALL-CONFERENCE

ACC Player of the Year

Jordan Travis	QB	2023
Jameis Winston	QB	2013
Chris Weinke	QB	2000
Andre Wadsworth	DE	1997
Danny Kanell	QB	1995
Charlie Ward	QB	1993
Charlie Ward	QB	1992

ACC Def. Player of the Year

Jermaine Johnson II	DE	2021
DeMarcus Walker	DE	2016
Bjoern Werner	DE	2012
Darnell Dockett	DT	2003
Andre Wadsworth	DE	1997
Peter Boulware	LB	1996
Derrick Alexander	DE	1994
Derrick Brooks	LB	1993

ACC Off. Player of the Year

Jordan Travis	QB	2023
Jameis Winston	QB	2013
Chris Weinke	QB	2000
Thad Busby	QB	1997
Danny Kanell	QB	1995
Charlie Ward	QB	1993

Jacobs Blocking Trophy Most Outstanding Blocker

Roderick Johnson	OT	2016
Roderick Johnson	OT	2015
Cameron Erving	C/OT	2014
Cameron Erving	OT	2013
Rodney Hudson	OG	2010
Rodney Hudson	OG	2009
Brett Williams	OT	2002
Brett Williams	OT	2001
Tarlos Thomas	OT	2000
Tra Thomas	OT	1997
Clay Shiver	C	1995
Clay Shiver	C	1994

ACC Rookie of the Year

Deondre Francois	QB	2016
Jameis Winston	QB	2013
Chris Rix	QB	2001
Travis Minor	RB	1997
Tamarick Vanover	WR	1992

ACC Def. Rookie of the Year

Patrick Payton	DE	2022
Ronald Darby	CB	2012
Xavier Rhodes	CB	2010

ACC Off. Rookie of the Year

Deondre Francois	QB	2016
Jameis Winston	QB	2013

ACC Coach of the Year

Mike Norvell	2023
Bobby Bowden	1997
Bobby Bowden	1993

All-South Independent Coach of the Year

Bobby Bowden	1979

Jim Tatum Award Top Senior Scholar-Athlete

Dillan Gibbons	OL	2022
Christian Ponder	QB	2010
David Castillo	C	2005
Daryl Bush	DB	1996

Brian Piccolo Award Most Courageous Player

McKenzie Milton	QB	2021
Chris Thompson	RB	2012
Anquan Boldin	WR	2002
Chris Weinke	QB	1999
Corey Simon	DT	1998
Sam Cowart	LB	1997
Dan Footman	DE	1992

2025 All-ACC

FIRST TEAM	
Luke Petitbon	C
Duce Robinson	WR
SECOND TEAM	
Earl Little Jr.	S
HONORABLE MENTION	
Mandrell Desir	DT
Darrell Jackson Jr.	DT
Richie Leonard IV	OG
Randy Pittman Jr.	TE
Jerry Wilson	CB

2024 All-ACC

FIRST TEAM	
Alex Mastromanno	P
SECOND TEAM	
Ryan Fitzgerald	K
Alex Mastromanno	SP
HONORABLE MENTION	
Joshua Farmer	DT
Darrell Jackson Jr.	DT
Azareye'h Thomas	DB

2023 All-ACC

FIRST TEAM	
Keon Coleman	WR/AP/RS
D'Mitri Emmanuel	OG
Jordan Travis	QB
Darius Washington	OT
Jared Verse	DE
Kalen DeLoach	LB
SECOND TEAM	
Trey Benson	RB
Jaheim Bell	TE
Joshua Farmer	DT
Braden Fiske	DT
Renardo Green	CB
Alex Mastromanno	P
THIRD TEAM	
Tatum Bethune	LB
Shyheim Brown	S
Ryan Fitzgerald	K
Johnny Wilson	WR
HONORABLE MENTION	
Fentrell Cypress II	CB
Akeem Dent	S
Jarrian Jones	CB
DJ Lundy	LB
Patrick Payton	DE
Casey Roddick	OG
Maurice Smith	C

2022 All-ACC

FIRST TEAM	
Dillan Gibbons	OG
Jammie Robinson	S
Jared Verse	DE
SECOND TEAM	
Trey Benson	RB
Robert Scott Jr.	OT
Jordan Travis	QB
Johnny Wilson	WR
THIRD TEAM	
D'Mitri Emmanuel	OG
HONORABLE MENTION	
Tatum Bethune	LB
Robert Cooper	DT
Renardo Green	CB
Fabien Lovett	DT
Mycah Pittman	SP
Maurice Smith	C
Treshaun Ward	RB

2021 All-ACC

FIRST TEAM	
Jermaine Johnson II	DE
Jammie Robinson	DB
THIRD TEAM	
Jashaun Corbin	RB
Keir Thomas	DE
HONORABLE MENTION	
Robert Cooper	DT
Dillan Gibbons	OL
Devontay Love-Taylor	OL
Fabien Lovett	DT

2020 All-ACC

FIRST TEAM	
Asante Samuel Jr.	CB
SECOND TEAM	
Marvin Wilson	DT

2019 All-ACC

FIRST TEAM	
Marvin Wilson	DT
SECOND TEAM	
Cam Akers	RB
Tamorrion Terry	WR
Hamsah Nasirildeen	S
THIRD TEAM	
Asante Samuel, Jr.	CB
HONORABLE MENTION	
Stanford Samuels III	CB

2018 All-ACC

FIRST TEAM	
Brian Burns	DE
THIRD TEAM	
Demarcus Christmas	DT
Nyqwan Murray	WR
HONORABLE MENTION	
Tamorrion Terry	WR
Marvin Wilson	DT

2017 All-ACC

FIRST TEAM	
Derwin James	DB
SECOND TEAM	
Alec Eberle	C
Tarvarus McFadden	DB
THIRD TEAM	
Cam Akers	RB
Derrick Nnadi	DT
HONORABLE MENTION	
Ricky Aguayo	K

2016 All-ACC

FIRST TEAM	
Dalvin Cook	RB
Roderick Johnson	OL
DeMarcus Walker	DE
Tarvarus McFadden	DB
Derrick Nnadi (C)	DT
SECOND TEAM	
Travis Rudolph	WR
Kareem Are	OL
THIRD TEAM	
Derrick Nnadi (M)	DT
HONORABLE MENTION	
Ricky Aguayo	K
Trey Marshall	DB
Jacob Pugh	LB
Matthew Thomas	LB

2015 All-ACC

FIRST TEAM	
Roderick Johnson	T
Dalvin Cook	RB
Jalen Ramsey	CB
Roberto Aguayo	K
SECOND TEAM	
Travis Rudolph	WR
Kermit Whitfield	WR
Reggie Northrup	LB
Nile Lawrence-Stample	DT
DeMarcus Walker	DE
THIRD TEAM	
Kareem Are	G
Derwin James	S
Derrick Nnadi	DT
HONORABLE MENTION	
Cason Beatty	P
Lamarcus Brutus	S
Chad Mavety	G
Terrance Smith	LB
Kermit Whitfield	SP

2014 All-ACC

FIRST TEAM	
Jameis Winston	QB
Rashad Greene	WR
Nick O'Leary	TE
Cameron Erving	T
Tre' Jackson	G
Roberto Aguayo	K
Mario Edwards Jr.	DE
Eddie Goldman	DT
P.J. Williams	CB
Jalen Ramsey	S
SECOND TEAM	
Josue Matias	G
Cameron Erving	C
Dalvin Cook	RB
Terrance Smith	LB
THIRD TEAM	
Bobby Hart	T
Reggie Northrup	LB
Ronald Darby	CB
HONORABLE MENTION	
Rashad Greene	SP

2013 All-ACC

FIRST TEAM	
Jameis Winston	QB
Devonta Freeman	RB
Rashad Greene	WR
Lamarcus Joyner	CB
Cameron Erving	T
Tre' Jackson	G
Bryan Stork	C
SECOND TEAM	
Roberto Aguayo	K
Timmy Jernigan	DT
Nick O'Leary	TE
Telvin Smith	LB
Terrence Brooks	S
Christian Jones	LB
THIRD TEAM	
Nate Andrews	S
Kelvin Benjamin	WR
Josue Matias	G
Mario Edwards Jr.	DE
HONORABLE MENTION	
James Wilder Jr.	RB
Kenny Shaw	WR
Bobby Hart	T
Terrance Smith	LB
P.J. Williams	CB

2012 All-ACC

FIRST TEAM	
Cornellius Carradine	DE
Bjoern Werner	DE
Xavier Rhodes	CB
Lamarcus Joyner	S
Dustin Hopkins	K
SECOND TEAM	
E.J. Manuel	QB
Chris Thompson	RB
Tre' Jackson	G
Bryan Stork	C
Cameron Erving (M)	T
Timmy Jernigan (C)	DT
Everett Dawkins	DT
Christian Jones	LB
HONORABLE MENTION	
Rashad Greene	WR
Nick O'Leary	TE
Cameron Erving (C)	T
Menelik Watson	T
Josue Matias	G
Anthony McCloud	DT
Vince Williams	LB
Timmy Jernigan (M)	DT

2011 All-ACC

FIRST TEAM	
Zebrie Sanders	OT
Dustin Hopkins	K
Shawn Powell	P
SECOND TEAM	
Brandon Jenkins	DE
Lamarcus Joyner	S
HONORABLE MENTION	
Nigel Bradham	LB
Everett Dawkins	DT
Greg Reid	SPC
Bjoern Werner	DE

2010 All-ACC

FIRST TEAM	
Rodney Hudson	OG
Brandon Jenkins	DE
SECOND TEAM	
Xavier Rhodes	CB
Ryan McMahon	C
HONORABLE MENTION	
Greg Reid	CB

2009 All-ACC

FIRST TEAM	
Rodney Hudson	OG
SECOND TEAM	
Dekoda Watson	OLB
Patrick Robinson	CB
HONORABLE MENTION	
Christian Ponder	QB
Andrew Datko	OL
Greg Reid	CB

2008 All-ACC

FIRST TEAM	
Everette Brown	DE
Graham Gano	PK
Rodney Hudson	OG
SECOND TEAM	
Tony Carter	CB
Michael Ray Garvin	KR
Myron Rolle	S
HONORABLE MENTION	
Ryan McMahon	C
Antone Smith	RB

SEMINOLE ALL-CONFERENCE

2007 All-ACC

FIRST TEAM	
Geno Hayes	LB
SECOND TEAM	
Gary Cismesia	PK
Rodney Hudson	OG
HONORABLE MENTION	
Graham Gano	P
Patrick Robinson	DB

2006 All-ACC

FIRST TEAM	
Buster Davis	LB
SECOND TEAM	
Greg Carr	WR
Andre Fluellen	DT
HONORABLE MENTION	
Chris Davis	WR
Cory Niblock	OG
Myron Rolle	S
Lawrence Timmons	LB

2005 All-ACC

SECOND TEAM	
Brodrick Bunkley	DT
Greg Carr	WR
A.J. Nicolson	LB
Kamerion Wimbley	DE
HONORABLE MENTION	
David Castillo	C
Ernie Sims	LB
Pat Watkins	FS

2004 All-ACC

FIRST TEAM	
Alex Barron	OT
Antonio Cromartie	CB
Travis Johnson	DT
SECOND TEAM	
Chauncy Davis	DE
Bryant McFadden	CB
Ernie Sims	LB
Chauncey Stovall	WR
Leon Washington	RB
HONORABLE MENTION	
Eric Moore	DE
A.J. Nicholson	LB
Pat Watkins	FS
Ray Willis	OT

2003 All-ACC

FIRST TEAM	
Alex Barron	OT
Michael Boulware	LB
Darnell Dockett	DT
Stanford Samuels	CB
Craphonso Thorpe	WR
SECOND TEAM	
David Castillo	C
Eric Moore	DE
HONORABLE MENTION	
Jerome Carter	SS
Matt Meinrod	OG

2002 All-ACC

FIRST TEAM	
Montrae Holland	OG
Alonzo Jackson	DL
Brett Williams	OT
SECOND TEAM	
Anquan Boldin	WR
Michael Boulware	LB
Chance Gwaltney	P
Greg Jones	RB
Antoine Mirambeau	C
Kendyll Pope	LB
HONORABLE MENTION	
Xavier Beitia	PK

2001 All-ACC

FIRST TEAM	
Darnell Dockett	DL
Chris Hope	DB
Bradley Jennings	LB
Brett Williams	OT
SECOND TEAM	
Xavier Beitia	PK
Montrae Holland	OG
Javon Walker	WR
HONORABLE MENTION	
Michael Boulware	LB
Talman Gardner	WR
Alonzo Jackson	DL
Kendyll Pope	LB

2000 All-ACC

FIRST TEAM	
Justin Amman	OG
Tay Cody	DB
Char-ron Dorsey	OT
Derrick Gibson	DB
Marvin Minnis	WR
Tommy Polley	LB
Jamal Reynolds	DL
Chris Weinke	QB
SECOND TEAM	
Brian Allen	LB
Keith Cottrell	P
Darnell Dockett	DL
Chris Hope	DB
Travis Minor	RB
Jarad Moon	OC
Clevan Thomas	DB
Tarlos Thomas	OT
David Warren	DL
Brett Williams	OT
HONORABLE MENTION	
Montrae Holland	OG
Ryan Sprague	TE

1999 All-ACC

FIRST TEAM	
Mario Edwards	CB
Sebastian Janikowski	PK
Jerry Johnson	DL
Tommy Polley	LB
Corey Simon	DL
Tarlos Thomas	OL
Peter Warrick	WR
Peter Warrick	SP
Jason Whitaker	OG
SECOND TEAM	
Brian Allen	LB
Derrick Gibson	DB
Travis Minor	RB
Jamal Reynolds	DE
Eric Thomas	C
Chris Weinke	QB
Brett Williams	OT
HONORABLE MENTION	
Tay Cody	CB
Keith Cottrell	P
Sean Key	FS
Roland Seymour	DE

1998 All-ACC

FIRST TEAM	
Ross Brannon	OT
Lamont Green	LB
Sebastian Janikowski	PK
Travis Minor	RB
Corey Simon	DT
Peter Warrick	WR
Jason Whitaker	OG
SECOND TEAM	
Tony Bryant	DE
Tay Cody	CB
Mario Edwards	CB
Dexter Jackson	SS
Myron Jackson	TE
Larry Smith	DL

1997 All-ACC

FIRST TEAM	
Thad Busby	QB
Sam Cowart	LB
E.G. Green	WR
Melvin Pearsall	TE
Samari Rolle	CB
Tra Thomas	OT
Andre Wadsworth	DE
SECOND TEAM	
Daryl Bush	LB
Dexter Jackson	SS
Kevin Long	C
Travis Minor	RB
Shevin Smith	FS
Greg Spires	DE
Peter Warrick	WR
Jason Whitaker	OG
Sebastian Janikowski	K
HONORABLE MENTION	
Tay Cody	CB
Peter Warrick	PR

1996 All-ACC

FIRST TEAM	
Chad Bates	OG
Peter Boulware	DE
Byron Capers	CB
Andre Cooper	WR
Warrick Dunn	RB
Reinard Wilson	DE
SECOND TEAM	
Thad Busby	QB
Daryl Bush	LB
Todd Fordham	OT
E.G. Green	WR
Walter Jones	OT
Andre Wadsworth	NG
HONORABLE MENTION	
Scott Bentley	PK
James Colzie	CB
Henri Crockett	LB
Dee Feaster	SP
Dexter Jackson	SP
Sean Liss	P
Kevin Long	C
Melvin Pearsall	TE
Shevin Smith	SS
Connell Spain	DT

1995 All-ACC

FIRST TEAM	
Andre Cooper	WR
Warrick Dunn	RB
Jesus Hernandez	OT
Danny Kanell	QB
Clay Shiver	C
Lewis Tyre	OG
Reinard Wilson	DE
SECOND TEAM	
Daryl Bush	LB
Byron Capers	CB
E.G. Green	WR
Sean Liss	P
Andre Wadsworth	NG
HONORABLE MENTION	
Peter Boulware	DE
Sam Cowart	LB
Melvin Pearsall	TE
Todd Rebol	LB

1994 All-ACC

FIRST TEAM	
Clifton Abraham	CB
Derrick Alexander	DE
Derrick Brooks	OLB
Warrick Dunn	RB
Corey Fuller	CB
Danny Kanell	QB
Kez McCorvey	WR
Patrick McNeil	OG
Clay Shiver	C
Lewis Tyre	OG
SECOND TEAM	
Devin Bush	SS
HONORABLE MENTION	
Zack Crockett	RB
Reinard Wilson	DE
Sam Cowart	LB
Sean Hamlet	DB

1993 All-ACC

FIRST TEAM	
Clifton Abraham	CB
Derrick Alexander	DE
Ken Alexander	ILB
Derrick Brooks	OLB
Kez McCorvey	WR
Corey Sawyer	CB
Clay Shiver	C
Charlie Ward	QB
SECOND TEAM	
Sean Jackson	TB
Lonnie Johnson	TE
Patrick McNeil	OG
THIRD TEAM	
Scott Bentley	PK
Devin Bush	SS
Chris Cowart	OLB
Jon Nance	NG
Lewis Tyre	OG
Tamarick Vanover	WR

1992 All-ACC

FIRST TEAM	
Derrick Brooks	OLB
Marvin Jones	ILB
Corey Sawyer	CB
Robert Stevenson	OT
Charlie Ward	QB
SECOND TEAM	
Robbie Baker	C
Leon Fowler	FS
Patrick McNeil	OG
Tamarick Vanover	WR

1991 All-South Independent

FIRST TEAM	
Terrell Buckley	CB
Kirk Carruthers	ILB
Marvin Jones	ILB
Amp Lee	TB
Kevin Mancini	OT
Mike Morris	OG
Carl Simpson	DE
Casey Weldon	QB
SECOND TEAM	
Edgar Bennett	FB
Howard Dinkins	OLB
Robert Stevenson	OT

1990 All-South Independent

FIRST TEAM	
Lawrence Dawsey	WR
Terrell Buckley	CB
Marvin Jones	ILB
Amp Lee	TB
Mike Morris	OG
SECOND TEAM	
Kirk Carruthers	ILB
Reggie Johnson	TE
Hayward Haynes	OG
Edgar Bennett	FB
Bill Ragans	SS

1989 All-South Independent

FIRST TEAM	
Michael Tanks	C
Peter Tom Willis	QB
John Brown	OT
Lawrence Dawsey	WR
Odell Haggins	N
LeRoy Butler	CB
Kirk Carruthers	ILB
SECOND TEAM	
Eric Hayes	DT
Shelton Thompson	OLB

1988 All-South Independent

FIRST TEAM	
Terry Anthony	WR
Pat Tomberlin	OT
Jason Kuipers	OG
Odell Haggins	NG
Deion Sanders	CB
SECOND TEAM	
Ronald Lewis	WR
Joey Ionata	OT
Chip Ferguson	QB
Sammie Smith	TB
Steve Gabbard	DT
Kelvin Smith	ILB
Stan Shiver	SS

1987 All-South Independent

FIRST TEAM	
Pat Carter	TE
Eric Hayes	DT
Paul McGowan	ILB
Deion Sanders	CB
Derek Schmidt	KS
Sammie Smith	TB
Pat Tomberlin	OT
Terry Warren	OLB
SECOND TEAM	
Odell Haggins	NG
Herb Gainer	SE
Jason Kuipers	OG

SEMINOLE ALL-CONFERENCE

1986 All-South Independent

FIRST TEAM	
Louis Berry	P
Gerald Nichols	DT
Pat Carter	TE
Paul McGowan	ILB
Deion Sanders	CB
Pat Tomberlin	OT
SECOND TEAM	
Herb Gainer	WR
Fred Jones	ILB
Derek Schmidt	KS

1985 All-South Independent

FIRST TEAM	
Louis Berry	P
Jamie Dukes	OG
John Ionata	OT
Hassan Jones	WR
Derek Schmidt	KS
Paul McGowan	ILB
Isaac Williams	DT
SECOND TEAM	
Pat Tomberlin	OG
Victor Floyd	TB
Martin Mayhew	CB
Gerald Nichols	DT

1984 All-South Independent

FIRST TEAM	
Greg Allen	RB
Louis Berry	P
Jamie Dukes	OG
Jessie Hester	WR
Derek Schmidt	KS
Henry Taylor	ILB
SECOND TEAM	
John Ionata	OT
Isaac Williams	DT

1983 All-South Independent

FIRST TEAM	
Greg Allen	RB
Alphonso Carreker	DT
Tom McCormick	C
SECOND TEAM	
Jamie Dukes	OG
John Ionata	OT
Ken Roe	LB
Weegie Thompson	WR

1982 All-South Independent

FIRST TEAM	
Greg Allen	RB
Alphonso Carreker	DT
Harvey Clayton	DB
Tom McCormick	C
Tommy Young	LB
SECOND TEAM	
Larry Harris	DB
Jessie Hester	WR
Kelly Lowrey	QB
Ricky Render	OL
Ken Roe	LB
Ricky Williams	RB

1981 All-South Independent

FIRST TEAM	
Jarvis Coursey	DE
Tom McCormick	C
Rohn Stark	P
Barry Voltapetti	OT
SECOND TEAM	
Sam Childers	TE
Garry Futch	DT
James Harris	DB
Mike Whiting	RB
Greg Allen	RB

1980 All-South Independent

FIRST TEAM	
Monk Bonasorte	DB
Bobby Butler	DB
Bill Capece	PK
Greg Futch	OG
Reggie Herring	LB
Ken Lanier	OT
Mark Macek	DT
Rohn Stark	P
SECOND TEAM	
Garry Futch	DT
Paul Piurowski	LB
Sam Platt	RB

1979 All-South Independent

FIRST TEAM	
Monk Bonasorte	DB
Bobby Butler	DB
Jackie Flowers	WR
Mike Good	OG
Ken Lanier	OT
Scott Warren	DE
Ron Simmons	MG
SECOND TEAM	
Dave Cappelen	PK
Reggie Herring	LB
Jimmy Jordan	QB
Mark Lyles	RB

1978 All-South Independent

FIRST TEAM	
Jackie Flowers	WR
Mike Good	OG
Nate Henderson	OT
Willie Jones	DE
Ron Simmons	MG
SECOND TEAM	
Dave Cappelen	KS
Jimmy Jordan	QB

1977 All-South Independent

FIRST TEAM	
Wade Johnson	OG
Willie Jones	DE
Larry Key	RB
Mike Shumann	WR
Nat Terry	DB
SECOND TEAM	
Bill Duley	P
Ron Simmons	MG

1976 All-South Independent

FIRST TEAM	
Ed Beckman	TE
Jon Thames	OT

1975 All-South Independent

FIRST TEAM	
Jeff Gardner	OG
Bobby Jackson	DB
HONORABLE MENTION	
Leon Bright	RB
Aaron Carter	LB
Willie Jones	DT
Larry Key	RB
Lee Nelson	DB
Mike Shumann	WR
Clyde Walker	QB

1974 All-South Independent

FIRST TEAM	
Burt Cooper	LB
Mike Shumann	WR
SECOND TEAM	
Joe Downey	P
Greg Johnson	DL
Larry Key	RB
HONORABLE MENTION	
Leon Bright	RB
Jeff Gardner	OG
Joe Goldsmith	TE

1973 All-South Independent

HONORABLE MENTION	
Don Sparkman	OT

1972 All-South Independent

FIRST TEAM	
Phil Arnold	OG
Gary Huff	QB
Hodges Mitchell	RB
Gary Parris	TE
Barry Smith	WR
Larry Strickland	LB
HONORABLE MENTION	
James Thomas	DB

1971 All-South Independent

FIRST TEAM	
Rhett Dawson	WR
Frank Fontes	KS
Gary Huff	QB
Larry Strickland	LB
Joe Strickler	DT
James Thomas	DB
HONORABLE MENTION	
Charles Hunt	DL
Bill Shaw	DL
Dan Whitehurst	DL

1970 All-South Independent

FIRST TEAM	
Rhett Dawson	WR
Allen Dees	C
Robert McEachern	DL
James Thomas	DB
Tommy Warren	QB
HONORABLE MENTION	
Tom Bailey	RB
Duane Carrell	P
Frank Fontes	KS
Bill Lohse	LB
Eddie McMillian	DB

1969 All-South Independent

FIRST TEAM	
Tom Bailey	RB
Bill Cappleman	QB
Bill Lohse	LB
Robert McEachern	DL
Tim Tyson	TE
Ron Wallace	DE

1968 All-South Independent

FIRST TEAM	
Bill Cappleman	QB
John Crowe	DB
Jack Fenwick	OT
Dale McCullers	LB
Ron Sellers	FL

1950 All-Dixie Conference

FIRST TEAM	
Bill Dawkins	G
Norman Eubanks	E
Dub Kendrick	T
Bob Schmelz	G
Mike Sellers	B
SECOND TEAM	
Sam Baker	T
Tommy Brown	B
Nelson Italiano	B
Dwight Osha	T

ALL-TIME LETTERMEN

A

Abbott, Bryce	1989, 90, 91
Abdullah, Khalid	1995, 96, 97
Abraham, Clifton	1991, 92, 93, 94
Abraira, Phillip	1967, 68, 69
Abram, Chad	2010, 11, 12, 13
Adams, Danny	2013
Adams, Hugh	1948, 49
Adams, Kevin	1991
Adams, Lee	1978, 80
Adkison, Tanner	2019
Aguayo, Ricky	2016, 17, 18, 19
Aguayo, Roberto	2013, 14, 15
Aime, Walvenski	2016, 17, 18
Akanbi, Jonathan	2013
Akers, Cam	2017, 18, 19
Alexander, A.J.	2008, 09
Alexander, Derrick	1992, 93, 94
Alexander, Ken	1990, 91, 92, 93
Alexander, Mister	2009, 10
Allen, Billy	1981, 82, 83, 84
Allen, Brian	1997, 98, 99, 00
Allen, Clyde	1990, 91, 92, 93
Allen, Dionte	2009
Allen, Glenn	1949
Allen, Greg	1981, 82, 83, 84
Allen, Mike	1972, 73, 74
Allen, Steve	1990, 91
Aloise, Paul	2013
Altine, Danj	2023
Alvarez, David	1990
Amman, Justin	1997, 98, 99, 00
Amman, Richard	1969, 70, 71
Anderson, Bob	1972, 73
Anderson, Bobby	1971, 72, 73
Anderson, Dante	2023
Anderson, Kasey	2003
Andrews, Dennis	1994, 95
Andrews, Nate	2013, 14, 15, 17
Andrews, Paul	1959, 60, 61
Andrews, Richie	1987, 88, 89, 90
Anthony, Terry	1986, 87, 88, 89
Are, Kareem	2015, 16
Armella, Enzo	1992, 93, 94
Armella, Julian	2023, 24
Arnold, Jim	1950, 51, 56, 57
Arnold, Mason	2023, 24, 25
Arnold, Mike	2018, 19
Arnold, Phil	1971, 72, 73
Arnoux, Shamar	2025
Aronson, Zach	2008, 09
Ashley, Tracy	1981, 82, 83
Ashmore, Robert	1969, 70, 71
Askin, Ahmet	1972, 73, 74
Atkins, Dumaka	2005, 06
Augustin, Allen	2000, 01, 02, 03
Avezzano, Joe	1963, 64, 65

B

Baggett, Leo	1954, 55, 56, 58
Baggs, Josh	2001
Bagnell, Clare (Bud)	1956, 57, 58
Bailey, Tom	1968, 69, 70
Bailey, Winfred	1962, 63, 64
Baker, Robbie	1989, 90, 91, 92
Baker, Sam	1950
Baker, Shannon	1989, 90, 91, 92
Ball, Josh	2017
Ball, Marcus	2006, 07
Bamber, John	1985
Banakas, Chris	1947, 48, 49
Barber, Bob	1953, 54, 55
Barco, Barry	1983, 84, 85
Barker, Ashlynd	2023, 24, 25
Barnes, Mike	1976, 77
Barnes, Trent	1980
Barnes, Troy	1954, 55, 56, 57
Barnes, Wendell	1947
Barré, Mike	1990, 92
Barron, Alex	2002, 03, 04
Barron, Austin	2011, 12, 13, 14
Barulich, Michael	2019
Barwick, Parrish	1982, 84, 85, 86
Basham, Andrew	2018
Bass, Theron	1968, 69, 70
Bassett, David	1988, 89, 90
Bates, Bob	1953
Bates, Cai	2024, 25
Bates, Chad	1993, 94, 95, 96
Battaglia, Carmen	1955, 56, 57
Battles, Harold	1994, 95, 96
Beatty, Cason	2012, 13, 14, 15
Becker III, Carlos	2016, 17, 19, 20
Beckman, Ed	1973, 74, 75, 76
Beitia, Xavier	2001, 02, 03, 04
Bell, Atrews	1998, 99, 00, 01
Bell, Bruce	1973
Bell, Jaheim	2023
Bell, John	1958
Bell, Wilson	2015, 16
Bellamy, Evan	2007
Bello, Abdul	2017, 18, 19
Benford, Tony	1999, 00, 01, 02
Bengston, Brian	1970
Benjamin, Kelvin	2012, 13
Benner, Wayne	1950, 51
Bennett, Edgar	1987, 89, 90, 91
Benson, Joe	1966, 67, 68
Benson, Malik	2024
Benson, Trey	2022, 23
Bentley, Scott	1993, 94, 95, 96
Berniard, Geoff	2005, 06
Berry, Louis	1983, 84, 85, 86
Bethune, Tatum	2022, 23
Beville, Steve	1969
Bibent, Maury	1963, 64, 65
Bickford, Roy	1959, 60, 61
Bigbie, Abner	1957, 59, 60
Biletnikoff, Fred	1962, 63, 64
Bisbee, Hamilton	1954, 55, 56, 57
Bishop, William	1947
Black, Jimmy	1973, 74, 76
Blackman, James	2017, 19
Blackwell, Gavin	2025
Blake, Caleb	2021
Blake, Colin	2013
Blankenship, Buddy	1965
Blatt, Mike	1965, 66, 67
Blazovich, Mike	1960, 61, 62
Bloodworth, Steve	1983
Boatman, Shannon	2006, 07
Boatwright, Jarvis Jr.	2025
Boggs, Jayvan	2025
Bolden, Isaiah	2019
Boldin, Anquan	1999, 00, 02
Boldin, Ronald	1999, 00, 01
Bonasorte, Monk	1977, 78, 79, 80
Booker, Lorenzo	2003, 04, 05, 06
Booth, Charles Jr.	1951, 52, 53
Boris, Frederick	1947
Boselli, Andrew	2019
Boston, Alex	2004, 05, 06, 07
Boulware, Michael	2000, 01, 02, 03
Boulware, Peter	1994, 95, 96
Bowden, Jeff	1981, 82
Boyer, George	1952, 53, 56, 57
Bracewell, Ashton	2025
Bradham, Nigel	2008, 09, 10, 11
Bradley, Preston	1950, 51
Bradwell, Chris	2004
Braggins, David	1965, 66
Brannon, Ross	1997, 98, 99
Brannon, Tom	1979, 80, 81
Bratton, Steve	1971, 72, 73
Bredwood, Anthony	2001, 03
Brett, Jeremy	1996, 97, 98, 99
Brewton, Calvin	2015, 16, 17
Briggs, Dennis Jr.	2019, 20, 22, 23
Bright, Justin	2010, 11, 12
Bright, Leon	1974, 75, 76
Bringger, Harry	1949, 50, 51, 52
Brinkley, Larry	1961, 62, 63
Broe, Eric	2002, 03
Bronson, Marion	1960
Brookins, Corey	2006
Brooks, Corey	1995
Brooks, DeCalon	2018, 19, 21
Brooks, Derrick	1991, 92, 93, 94
Brooks, Terrence	2010, 11, 12, 13
Brown, Bill	1956, 57, 58, 59
Brown, Charlie	1951, 52
Brown, Davonte	2024
Brown, Everette	2006, 07, 08
Brown, Gideon	1995
Brown, Herman	1958
Brown, Jalen	2024
Brown, John	1986, 87, 89
Brown, Josh	2016, 17, 18, 19
Brown, Lavon	1989, 90, 91, 92
Brown, Mack	1972, 73
Brown, Milford	2001
Brown, Rufus	2000, 01, 02, 03
Brown, Shyheim	2022, 23, 24, 25
Brown, Tommy	1950, 51, 52
Browning, Bob	1947, 48
Brownlee, Jarvis	2021
Brownlee, Roger	1980, 81
Broxsie, Shayne	2012, 13
Bruner, Jerry	1961, 62, 63
Brutus, Lamarcus	2012, 13, 14, 15
Bryant, Buddy	1947, 50, 52, 53
Bryant, J.R.	2004, 05, 06, 07
Bryant, Keith	2015
Bryant, Phillip	1985
Bryant, Tony	1997, 98
Buchanan, Yohance	2000, 02
Buckley, Terrell	1989, 90, 91
Bugar, Mike	1965, 67, 68
Bunkley, Brodrick	2002, 03, 04, 05
Burkhardt, Bill	1966
Burnett, Ken	1980, 81, 82
Burnett, Kory	2013
Burnham, Ken	2018
Burnham, Will	2013
Burns, Brian	2016, 17, 18
Burrell, Joshua	2022, 23
Burroughs, Brooks	1974
Burston, Darrell	2003, 05, 06
Burt, Bobby	1968
Burton, Clint	1966, 67, 68
Busby, Thad	1994, 95, 96, 97
Bush, Daryl	1994, 95, 96, 97
Bush, Devin	1992, 93
Butler, Bobby	1977, 78, 79, 80
Butler, Leroy	1987, 88, 89
Butts, Marion	1987, 88
Byers, Jeremiah	2023, 24

C

Cahoon, Phil	1973, 74
Calhoun, Charles	1961, 62, 63
Campbell, Allen Dale	1981, 82
Campbell, Bill	1965, 66
Campbell, CJ	2022, 23
Campbell, Curt	1950, 51, 52
Campbell, Danny	1992, 93, 94, 95
Campbell, George	2015, 18
Camps, Joe	1974, 75, 76
Canfield, Chad	2003
Capece, Bill	1977, 78, 79, 80
Capers, Byron	1993, 94, 95, 96
Cappelen, Dave	1976, 77, 78, 79
Cappleman, Bill	1968, 69
Carballo, Manny	1982
Carmichael, Jerry	1997, 98, 99
Carnes, George	1952
Carnes, Robert T.	1957
Carollo, Phil	1986, 87, 88
Carr, Greg	2005, 06, 07, 08
Carr, Nigel	2008, 09
Carradine, Cornellius	2011, 12
Carreker, Alphonso	1980, 81, 82, 83
Carrell, Duane	1969, 70, 71
Carruthers, Kirk	1988, 89, 90, 91
Carter, Aaron	1974, 75, 76, 77
Carter, Dexter	1986, 87, 88, 89
Carter, Donnie	2002, 03, 05
Carter, Jerome	2001, 02, 03, 04
Carter, Keith	1986, 87, 88, 89
Carter, Pat	1984, 85, 86, 87
Carter, Ruben	2012, 13
Carter, Tony	2005, 06, 07, 08
Carter, Walter	1976, 77, 78, 79
Carter, Wes	1947
Casey, Jimmy	2023
Casher, Chris	2013, 14, 15
Cason, Rian	1999, 00
Cassedy, Joe Ben	1952
Castellanos, Tommy	2025
Castillo, David	2002, 03, 04, 05
Causey, Jim	1962, 63
Caven, Jay	1976
Chambers, Travis	1995, 96
Chaney, James	1988, 89, 90, 91
Chaney, Jeff	1997, 98, 99, 00
Charles, Eli	2006, 07
Charles, Josh	2001
Charles, Robin	2002
Charlton, Kamari	1995, 96
Chaudron, Ralph	1947, 48, 49
Chavers, Lenny	1981, 83, 84, 85
Cherry, Gator	1976, 77
Cheshire, Bill	1967, 68
Childers, Sam	1978, 79, 80, 81
Chiumento, Mac	2023, 24, 25
Christmas, Demarcus	2015, 16, 17, 18
Church, Marcello	2001, 03, 04, 05
Cicalese, Pat	1984
Cimorelli, Brett	2000
Cismesia, Gary	2004, 05, 06, 07
Clark, Deondri	1989, 90, 91, 92
Clark, Ed	1985
Clark, Ed	1989, 90, 92
Clark, Lucas	2015
Claude, Jacky	2004, 05, 06, 07
Clayton, Harvey	1980, 81, 82
Clower, Johnny	1989, 90, 91
Cody, Tay	1997, 98, 99, 00
Coes, Richard	1990, 91, 92, 93
Coffield, Randy	1973, 74, 75
Coggin, Redus	1980, 81, 82
Coker, Jacob	2012, 13
Coker, Kirk	1984, 85
Coleman, James	2003, 04, 05
Coleman, Jerry	1981, 82
Coleman, Jug	1948
Coleman, Keon	2023
Coles, Laveranues	1996, 97, 98
Colley, Chad	2010, 11
Collier, Cornelius	2000
Collier, Danny	1980
Colzie, James	1993, 94, 95, 96
Commack, Avis	2010, 11
Compton, Sean	2006
Cone, Ken	1959, 60
Conley, Parker	2013
Conoly, Forrest	1992, 93, 94, 95
Conrad, Bobby	1958
Conrad, Harold	1947
Conway, Pat	1964, 65, 66
Cook, Dalvin	2014, 15, 16
Cooper, Andre	1993, 94, 95, 96
Cooper, Burt	1972, 73, 74
Cooper, Omarion	2021, 22
Cooper, Robert	2018, 19, 21, 22
Coppess, Ron	1974
Corbin, Jashaun	2021
Corcoran, Dan	1976
Corlew, Tim	1988
Corral, Kent	1971
Corso, Lee	1953, 54, 55, 56
Cosentino, J.J.	2015, 16, 17
Costello, Jim	1947
Cottrell, Keith	1997, 98, 99
Cottrill, AJ	2023, 24, 25
Courtney, Brian	2022, 23, 24
Coursey, Jarvis	1978, 79, 80, 81
Cowart, Chris	1991, 92, 93
Cowart, Sam	1993, 94, 95, 97
Cox, Billy	1966, 67, 68
Cox, Gene	1955
Craig, John	1954, 55, 56, 58
Crawford, Vernon	1995, 96
Crenshaw, Bob	1952, 53, 54, 55
Crews, Tasean	2013
Crockett, Henri	1993, 94, 95, 96
Crockett, Zack	1992, 94
Cromartie, Antonio	2003, 04
Crona, Joe	1947
Crowe, Andy	1992, 93, 94, 95
Crowe, John	1966, 67, 68
Cryer, Justin	2023, 24, 25
Cullom, Bill	1954
Culmer, Array	2018
Curchin, Jeff	1968, 69
Cushnie, Marcus	2021
Cypress, Fentrell II	2023, 24

D

D'alessandro, George	1963, 64, 65
D'amico, James	1994, 95
Daly, Bill	1961, 62, 63
Dane, Doug	1973, 74, 75, 77
Daniel, Jim	1959, 60, 61
Daniel, Preston	2021, 22, 23
Daniels, Dan	1971
Daniels, DJ	2022
Daniels, Jonathan	2025
Danzy, Micahi	2024, 25
Darby, Ronald	2012, 13, 14
Darling, Devard	2000
Darling, Devaughn	2000
Darsey, Bruce	1960, 61, 62
Datko, Andrew	2008, 09, 10,11
Davis, Bo	1958
Davis, Bob	1983
Davis, Brandon	2008,09
Davis, Brian	1985, 86, 88
Davis, Buster	2003, 04, 05, 06
Davis, Chauncey	2003, 04
Davis, Chris	2003, 04, 05, 06
Davis, Darish	1981, 82
Davis, Ed	1971, 72, 73
Davis, George	1969
Davis, Jerome	1976
Davis, John	1989, 90, 91, 92
Davis, Kam	2024
Davis, Lemuel	1947
Davis, Myles	2013
Davis, Pat	2006, 08
Davis, Terry	1993
Davison, Mike	1972, 73, 74
Dawkins, Bill	1948, 49, 50, 51
Dawkins, Everett	2009, 10, 11, 12
Dawsey, Lawrence	1987, 88, 89, 90
Dawson, Bill	1962, 63, 64
Dawson, Rhett	1969, 70, 71
Dean, B.J.	2002, 03, 04, 05
Decosmo, James	1947
Dees, Allen	1970, 71, 72
DeFrancesco, Frank	1959, 61
Dell, Cliff	1995
Dellenbach, Dax	2010,11, 12
DeLoach, Kalen	2019, 21, 22, 23
Dely, Aaron	1992, 93, 94, 95
Demaria, John Jr.	1970, 71, 72
Demps, Gerald	2010, 12, 13
Dennis, Wendell	1950
Denson, Dwayne	1984
Dent, Adarius	2018, 19
Dent, Akeem	2019, 21, 22, 23
Dent, Greg	2010, 11, 12
Deremer, Jeff	1990, 91
Desir, Darryll	2025
Desir, Mandrell	2025
Dickerson, Landon	2016
Dickson, Clifton	2003, 04
Dienger, Aaron	1995
Diggs, Deamontae	2025
Dillaberry, Jason	1990
Dilsaver, Ed	1947
Dimare, Scott	1986, 88
Dinkins, Howard	1988, 89, 90, 91
Dix, Stephen Jr.	2021
Dixon, Reggie	1989, 90, 91
Dobbie, Josh	2008
Dobosz, Stan	1952, 53, 56, 57
Dockett, Darnell	2000, 01, 02, 03
Dodge, Dedrick	1986, 87, 88, 89
Donaldson, Carver	1997, 99, 00, 01
Donaldson, John	1992, 93
Donatelli, Donald	1959, 60, 61
Dorsey, Char-Ron	1997, 98, 99, 00
Dotson, Meiko	2021
Douglas, Ja'Khi	2021, 22, 23, 24
Douglas, Markeston	2022, 23, 25
Doumar, Philip	2012, 13
Dowell, J. D.	1983, 84
Downey, Joe	1972, 73, 74
Driver, Bill	1950, 51, 52
Duckworth, Bob	1949
Dugans, Ron	1995, 96, 98, 99
Duhart, Otis	1997, 98, 00
Dukes, Jamie	1982, 83, 84, 85
Duley, Bill	1975, 76, 77
Dunbar, Emanuel	2007
Dunham, Matt	2006, 09, 10
Dunn, Warrick	1993, 94, 95, 96
Durden, Cory	2018, 19, 20
Durden, Reggie	1998, 99
Durojaiye, Tomiwa	2024

ALL-TIME LETTERMEN

E

Eaford, John	1984, 86
Eagerton, Terry	1967, 68
Early, Jaylen	2023, 24
Earley, Dorian	2013
Eason, Chuck	1966, 67, 68
Easterling, Taiwan	2008, 09, 10
Eberle, Alec	2015, 16, 17, 18
Edmond, Gilber	2023
Edwards, Jack	1962, 63, 64
Edwards, Mario Jr.	2012, 13, 14
Edwards, Mario	1995, 96, 98, 99
Ehler, Howard	1963, 64, 65
Ekonomou, Nick	1988, 89
El Shahawy, Magdi	1987, 88
Elam, Bobby	1972, 73
Elder, Robert	2021
Eligwe, Ukeme	2013
Elliot, Chuck	1966, 67, 68
Elliot, Javien	2015
Elliot, Robert	1955, 56
Ellison, 'Omar	1992, 93, 94
Emanuel, Kevin	2000, 01, 02, 03
Emmanuel, D'Mitri	2022, 23
Erving, Cameron	2011, 12, 13, 14
Espenship, Jack	1958, 59
Estes, Bryson	2022, 23, 24
Eubanks, Norman	1948, 49, 50
Everett, Jimmy	1972, 73, 74, 75

F

Fagan, Cyrus	2017, 18, 19
Fagg, De'Cody	2005, 06, 07
Fahrenkrug, Jacob	2011, 13
Faircloth, Garrett	2010, 11
Falana, Rudy	1974
Falvo, Tony	1974, 75
Farmer, Joshua	2022, 23, 24
Feamster, Tom	1954, 55
Feaster, Dee	1995, 96, 97, 98
Featherston, Lorenzo	2014, 15
Feely, Eddie	1960, 61, 62
Fegers, Bob	1947
Felder, Kenny	1990, 91
Fenner, Lane	1966, 67
Fenwick, Jack	1966, 67, 68
Ferguson, Charles	1978
Ferguson, Chip	1985, 86, 87, 88
Ferguson, Matt	1990
Ferguson, TJ	2024
Ferrell, Marvin	1990, 92, 93
Fick, Happy	1960
Fielder, Grant	2025
Filchock, John	1948
Fiore, Dano	1971
Fiske, Braden	2023
Fitzgerald, Ryan	2021, 22, 23, 24
Fiveash, Bobby	1951, 52, 53
Flagg, Jamorie	2025
Flasher, Tim	1984
Flath, John	1990, 91, 92
Fleming, Larry	1993, 94
Fleming, Pete	1958
Flowers, Jackie	1976, 77, 78, 79
Floyd, Don	1962, 63, 64
Floyd, Jason	1995, 97, 98
Floyd, Victor	1985, 86, 87, 88
Floyd, William	1991, 92, 93
Fluellen, Andre	2004, 05, 06, 07
Fojtik, Brad	1982, 83
Folsom, Gary	1950
Fontes, Frank	1970, 71
Footman, Dan	1991, 92
Forbes, Jesse	1977
Ford, Davy	1997, 99, 00
Ford, Marcus	2006
Ford, Trevor	2005
Fordham, Todd	1993, 94, 95, 96
Forehand, Jack	1961
Fortson, Jarmon	2008, 09
Fountain, Bob	1956, 57, 58
Fowler, Leon	1989, 90, 91, 92
Fox, Ed	1948
Foy, Walter	1948, 49
Frady, John	2004, 05, 06, 07
Francois, Deondre	2016, 18
Franklin, Jeremy	2006
Franklin, Nick	1998, 99, 00
Freeman, Corian	1987, 88, 89, 90
Freeman, Devonta	2011, 12, 13
Freeman, Reggie	1989, 90, 91, 92
Frey, Greg	1993, 94, 95
Frier, Camdon	2025
Frier, Matt	1990, 91, 92, 93
Frier, Todd	1996, 97, 98, 99
Frith, Ethan	2016, 17
Fucarino, Dan	1975
Fuller, Corey	1990, 91, 92, 94
Fuller, Quashon	2021
Furlong, Will	2008
Futch, Garry	1979, 80, 81
Futch, Greg	1977, 78, 79, 80

G

Gabbard, Stephen	2014, 15, 16, 17
Gabbard, Steve	1985, 86, 87, 88
Gainer, Amari	2019, 21, 22
Gainer, Herb	1984, 85, 86, 87
Gallon, Rodney	2005, 06, 07
Galloway, Ed	1992
Ganguzza, A.J.	2009
Gano, Graham	2005, 06, 07, 08
Gant, Brendan	2019, 21, 22
Garcia, Joseph	2019
Gard, Daniel	2009
Gardner, Jeff	1973, 74, 75
Gardner, Talman	1999, 00, 01, 02
Garvin, Michael Ray	2005, 06, 07, 08
Garvin, Terry	1964, 65
Gavin, Keith	2016, 17, 18, 19
Gavin, Stan	1982
Gaydos, Kent	1969, 70, 71
Gehres, Josh	2010, 12
Giardino, Wayne	1964, 65, 66
Gibbons, Dillan	2021, 22
Gibbs, Eric	1990, 91, 92
Gibbs, Shane	1970, 71, 72
Gibson, BJ	2024
Gibson, Derrick	1997, 98, 99, 00
Gibson, Vince	1954, 55
Gilberg, Leonard	1947
Gilbert, James	1978, 79, 80, 81
Gildea, Steve	1968, 69, 70
Gilman, Brent	1968, 69
Gilmer, Steve	1991, 92, 94
Givens, Louis	2008, 09
Gladden, Don	1950
Glass, Chip	1966, 67, 68
Glass, Mike	1970, 71, 72
Glauser, Daniel	2012
Glenn, Billy	1992, 93, 94
Glenn, Brock	2023, 24, 25
Glenn, Lamarr	1995, 96, 97, 98
Glennon, Grant	2018, 19, 20
Glisson, Guy	1969, 70, 71
Glosson, Doug	1973
Goggans, Chase	2006
Goldman, Eddie	2012, 13, 14
Goldsmith, Joe	1972, 73, 74
Golightly, Randy	2000
Golson, Everett	2015
Good, Mike	1976, 77, 78, 79
Goodman, Richard	2005, 06, 07, 09
Goss, Jalen	2019, 21
Graganella, Jim	1983
Graham, Billy	1953, 54
Graham, Charlie	2006, 07
Graham, Jerry	1956, 57, 58
Graham, Omar Jr.	2023, 24, 25
Grant, Anthony	2018
Grant, Donald	1947, 48
Grant, Hank	1995, 96
Grant, Kevin	1986, 87, 89
Gray, Darryl	1982, 84, 85
Gray, Eddie	1950
Gray, Hector	1978, 79
Gray, Mike	1968
Green, Christian	2011, 12, 13, 14
Green, Dennis	1996
Green, E.G.	1994, 95, 96, 97
Green, Forrest	1996
Green, Jermaine	1993, 95
Green, Lamont	1995, 96, 97, 98
Green, Larry	1964, 66, 67
Green, Marlin	1995
Green, Renardo	2019, 21, 22, 23
Green, Ryan	2013, 14, 16, 17
Green-McKnight, Jadarius	2020
Greene, Danny	1973
Greene, Rashad	2011, 12, 13, 14
Greenlee, Antwane	2008
Grenn, Bob	1953, 54
Grenn, Carl	1953, 54
Gridley, Buddy	1969, 70, 71
Griffin, Chris	1973, 74, 75
Griffin, Paul	2007, 08
Griffis, Josh	2020
Griffis, Kevin	1983
Griffith, Christian	2015
Griggley, Terry	1984
Grimes, Fred	1959, 60, 61
Griner, John	1952, 53, 54, 55
Grossman, Rin	1949
Grothaus, Parker	2019, 21
Guerrier, Dulack	1992, 93, 94
Guion, Letroy	2005, 06, 07
Gunter, Bill	1967, 68
Gunter, Cliff	1961, 62, 64
Gurr, Doug	1966, 67, 68
Guthrie, Grant	1967, 68, 69
Gwaltney, Chance	2000, 01, 02

H

Hadley, John	1985, 86, 87, 88
Haggins, Jarred	2010, 11, 12, 14
Haggins, Odell	1986, 87, 88, 89
Hall, Chris	1989, 92
Hall, Chris	2003, 04, 05
Hall, Kyler	2001, 02, 03, 05
Hall, Phillip	1982, 83
Hall, Randy	1968, 69
Hallback, Robert	2004, 05, 06
Hamilton, Michael	1999
Hamlet, Sean	1993, 94, 95, 96
Hammond, Kim	1966, 67
Hammond, Robert	1994, 95, 96
Hanks, David	1977
Hanna, Warren	1981, 82
Hansen, Gunnar	2025
Hanson, Irwin	1949
Haplea, Kevin	2012, 14
Hardage, Nate	2003
Hardrick, Matt	2006
Hardy, Jack	1958, 59, 60
Harley, Jajuan	2009
Harllee, John	1961, 62
Harlow, Brian	1982
Harmeling, John	1973, 76
Harp, Herbert	1982, 83
Harp, Thomas	1986, 87
Harrell, Damian	1995, 97
Harrington, Patrick	2005
Harris, Bless	2023
Harris, Felix	1990, 91, 92
Harris, James	1979, 80, 81
Harris, Larry	1980, 81, 82
Harris, Maurice	2009
Harris, Mike	2010, 11
Harris, Wes	1986
Harrison, Bruce	1974, 75, 77
Harrison, Ja'Vonn	2014, 15
Harrison, Tre'Shaun	2018, 19
Hart, Bobby	2011, 12, 13, 14
Hart, Ken	1966, 67, 68
Hart, Warren	1990, 91
Haulstead, Willie	2009, 10, 12
Hayes, Eric	1986, 87, 88, 89
Hayes, Felton	1985, 86, 87, 88
Hayes, Geno	2005, 06, 07
Haynes, Hayward	1988, 89, 90
Heath, Mike	1992
Heaven, Donald	1997, 98, 99, 00
Hebron, Tim	1985, 86
Heggie, Bruce	1983, 84, 85, 86
Heggins, Jimmy	1974, 75, 76, 77
Heinz, Matt	2002
Helton, Keyshawn	2018, 19, 21
Henderson, Gerald	1955, 56, 57
Henderson, Mario	2003, 04, 05, 06
Henderson, Nate	1977, 78
Henderson, Pete	1998, 99
Hendley, Jim	1984, 85, 86
Henry, Ferrell	1961, 62, 63
Henry, Gary	1978, 79, 80, 82
Henry, Ira	2021
Henry, Tommy	1990, 91, 92
Henry-Kennon, Andrew	2003
Henshaw, Matt	2002, 03, 04, 05
Henson, Bill	1970, 71
Hermann, Dick	1962, 63, 64
Hernandez, Jesus	1992, 93, 94, 95
Herring, Elijah	2025
Herring, Reggie	1978, 79, 80
Herring, Zane	2022
Hester, Aaron	2024
Hester, Jessie	1981, 82, 83, 84
Hester, Ron	1980, 81
Hetzel, Jared	2001, 02
Hewitt, Ted	1948, 49, 50
Hiatt, Phill	1968
Hicks, Dan	2010, 11, 13
Hiebert, Donny	2023, 24, 25
Hill, Destyn	2023
Hill, Rodney	2023
Hillabrand, Tom	1960, 61, 62
Hinson, Ron	1958, 59
Hodish, Myles	2004, 05
Hoefeld, Ryan	2014, 15, 16
Holland, Melvin	1994
Holland, Montrae	1999, 00, 01, 02
Hollin, Desmond	2013, 14
Holloman, Darrin	1984, 85, 86
Holloman, Tanner	1985, 86
Holloway, Seddrick	2006, 07, 08
Holman, Gav	2025
Holmes, Caziah	2023, 24, 25
Holmes, Scott	1992
Holt, Joe	1953, 54, 55, 56
Holton, Steve	1957
Hood, Larry	1961
Hooks, Jim	1957, 58, 59
Hope, Chris	1998, 99, 00, 01
Hopkins, Dustin	2009, 10, 11, 12
Horner, Alonzo	1992, 93
Hornibrook, Alex	2019
Hosack, John	1965, 66
Hoskins, Ro'Derrick	2014, 15, 16, 17
Houllis, Anthony	2004, 05, 06, 07
Houpe, Gene	1988, 89, 90
Houston, Rick	1980
Howard, Abdual	1997, 99, 00, 01
Howard, Charles	2000, 01, 03, 04
Howard, Jamari	2025
Howell, Bobby	1970
Hudson, Jerel	1999, 00, 01, 02
Hudson, Rodney	2007, 08, 09, 10
Huey, Mac	1950, 51, 52
Huff, Gary	1970, 71, 72
Huggett, Ernie	1950, 51
Hughes, Bill	1968
Hughes, Patrick	1998, 99, 01, 02
Hughey, Harry	1947
Humes, Earl	1973, 74
Humphrey, Deon	1995, 96, 97, 98
Hunt, Charlie	1970, 71, 72
Hunter, Ivory Joe	1976, 77, 79
Hunter, Tyler	2011, 12, 14, 15
Hurst, John	1966
Hussey, Conrad	2023, 24

I

Ingram, Clay	1996, 97, 98, 99
Ingram, Kenny	2007, 08
Ionata, Joe	1986, 87, 88
Ionata, John	1982, 83, 84, 85
Irons, Paul	2001, 02, 03, 04
Italiano, Nelson	1950, 51, 52
Izzo, Ryan	2015, 16, 17

J

Jackson, Alonzo	1999, 00, 01, 02
Jackson, Bobby	1974, 75, 76, 77
Jackson, Darrell Jr.	2024, 25
Jackson, Dexter	1995, 96, 97, 98
Jackson, Dontavious	2016, 17, 18, 19
Jackson, Gennaro	1999, 00, 01
Jackson, Jamar	2008, 09
Jackson, Jared	2015, 16, 17
Jackson, Jarrett	2021, 22
Jackson, Lenx	1983
Jackson, Malique	2014, 15, 16, 17
Jackson, Myron	1995, 96, 97, 98
Jackson, O.J.	1999, 00, 01
Jackson, Sean	1990, 91, 92, 93
Jackson, Tre'	2011, 12, 13, 14
Jacobi, Howard	1971, 72
Jacobs, Charlie	1954, 56
Jacobs, Greg	1984
Jacobs, Jerry	1952, 53, 54, 55
Jacobs, Vandrevius	2023
James, Corey	1990, 92
James, Derwin	2015, 17
Janikowski, Sebastian	1997, 98, 99
Jarrett, James	1969, 70, 71
Jax, Garth	1982, 83, 84, 85
Jay, Travis	2021
Jenije, Ochuko	2007, 08, 09, 10
Jenkins, Brandon	2009, 10, 11, 12
Jenkins, Jayson	2025
Jennings, Bradley	1998, 99, 00, 01
Jernigan, Timmy	2011, 12, 13
Jeune, Jean	1998, 99, 00
Johnson, Baveon	2019, 21
Johnson, Brad	1988, 89, 90, 91
Johnson, Charlie	1949
Johnson, Dallas	1995
Johnson, Eddie	1952, 53, 55, 56
Johnson, Greg	1973, 74, 75
Johnson, Hardis	1979, 80
Johnson, Homes	1979
Johnson, Jeremiah	2025
Johnson, Jermaine II	2021
Johnson, Jerry	1996, 97, 98, 99
Johnson, Lonnie	1990, 91, 92, 93
Johnson, Reggie	1987, 88, 89, 90
Johnson, Roderick	2014, 15, 16
Johnson, Tim	1994, 95
Johnson, Tony	1981, 82, 83
Johnson, Travis	2001, 02, 03, 04
Johnson, Wade	1974, 76, 77
Johnson, Wayne	1967, 68, 69
Johnston, Duke	1967, 68, 69
Jones, Aaron	2005
Jones, Bob	1972, 73, 74
Jones, Cedric	1981, 82, 83, 84
Jones, Christian	2010, 11, 12, 13
Jones, Cletis	1983, 84, 85
Jones, Donovan	1965, 67
Jones, Fred	1983, 84, 85, 86
Jones, Fredrick	2015, 16, 17, 18
Jones, Greg	2000, 01, 02, 03
Jones, Hassan	1982, 83, 84, 85
Jones, Isaiah	2013
Jones, Jaden	2023, 25
Jones, Jared	1998, 99
Jones, Jarrian	2021, 22, 23
Jones, Jerry	1965, 66, 67
Jones, Keiondre	2023, 24
Jones, Keith	1978, 79, 80
Jones, Keith	1990
Jones, Larry	1973
Jones, Marvin	1990, 91, 92
Jones, Marvin Jr.	2024
Jones, Phil	1973, 74, 75
Jones, Quindarrius	2023, 24, 25
Jones, Ty	2009, 10, 11
Jones, Walter	1996
Jones, Willie	1975, 76, 77, 78
Jones, Willie	2002, 04, 05
Jordan, Jimmy	1976, 77, 78, 79
Joseph, Edwin	2023, 24, 25
Joyner, Joe	1975, 76
Joyner, Lamarcus	2010, 11, 12, 13

K

Kaindoh, Joshua	2017, 18, 20
Kaiser, Randy	1973, 74
Kaleikini, Joey	2001, 02, 03
Kalenich, Steve	1950, 51, 52, 53
Kalfas, Chris	1947, 48
Kanell, Danny	1992, 93, 94, 95
Karlowicz, John	1951
Kavanaugh, Bob	1958
Keane, Tommy	2006
Keen, Chris	1990, 91
Keith, Stu	1956, 58
Kelly, Derrick II	2015, 16, 17, 18
Kelly, Grady	2024
Kendell, Dick	1948
Kendra, Dan	1996, 97, 99
Kendrick, Dub	1948, 49, 50
Kernon, Barrett	2015
Kerr, Armani	2020
Kerr, Jeremy	2014, 15, 16
Kerr, Vincent	2015
Kestner, Ken	1958, 59, 60
Key, Larry	1974, 75, 76, 77
Key, Sean	1995, 96, 98, 99
Keyes, Robert	1976
Kicklighter, Charles	1955
Kilby-Lane, Sh'mar	2015
Kimber, Bill	1957, 58
Kincaid, Mike	1975, 76, 77, 78
Kinderman, Keith	1961, 62
King, Grady	1977, 78, 79
King, Phillip	1990
King, Ronnie	1952, 53, 54
Kinnan, Joe	1966, 67
Kinsey, Rocky	1982, 83, 84
Kirkland, K.J.	2023, 24, 25
Kissam, Larry	1965, 66
Kissner, Mike	1974, 75, 76
Klesius, Steve	1959, 60, 61
Klores, Jeff	1961
Knight, Mack	1990, 91, 93
Knight, Ricky III	2025
Knowles, Kevin II	2021, 22, 23, 24
Knox, Kevin	1990, 91, 92, 93

ALL-TIME LETTERMEN

Kolbus, Marty	1966
Kornegay, Mikhal	2004, 05, 06
Kourtzidis, Christo	2012
Kratzert, Bill	1947
Kromah, Ousmane	2025
Kromenhoek, Luke	2024
Kuipers, Jason	1986, 87, 88

L

Labiad, Greyson	2025
Laborn, Khalan	2019
LaCivita, Bryan	2013,15, 16, 17
Lamb, Ray	1958, 59, 60
Lampkin, Benjamin	2006, 07, 08
Lanahan, John	1969, 70, 71
Lane, Ermon	2014, 15, 16, 17
Lane, Jerry	1957
Lang, Joe	2021
Lanier, Ken	1977, 78, 79, 80
Lars-Woodbey, Jaiden	2018, 20
Lasane, Bruce	1987, 88, 89
Laureano, Juan	1992, 93, 94, 95
Lawrence-Stample, Nile	2012, 13, 14, 15
Lawson, Roosevelt	2005, 06, 07, 08
Lazzaro, Greg	1976, 77
Lee, Amp	1989, 90, 91
Lee, Bill	1960
Lee, Xavier	2005, 06, 07
Leggett, Jeff	1974, 75, 76
Leon, Anthony	2007
Leonard, Bud	1953, 54, 55, 56
Leonard, Richie IV	2024, 25
Leonard, Rick	2014, 15, 16, 17
Leonhart, Louis	1952
Lester, Charles III	2024, 25
Levenberry, E.J.	2013, 14
Levings, John	1960, 61, 62
Levy, Lenny	1958
Lewis, Buzzy	1971, 72, 73
Lewis, Cornelius	2005
Lewis, Marcus	2015, 16
Lewis, Ronald	1986, 87, 88, 89
Librizzi, Tony	1995
Liss, Sean	1993, 94, 95, 96
Little, Earl Jr.	2024, 25
Little, Ja'Baris	2008, 09, 10, 11
Lockard, Ed	1950
Loftin, Jim	1962, 63
Logan, Randy	1968, 69
Lohse, Bill	1968, 69, 70
Lolohea, Sione	2024
Lombardi, Carmine	1950
Loner, Frank	1966, 67, 68
Long, Kevin	1994, 95, 96, 97
Long, Marcus	1993, 95, 96
Long, Rendell	1994, 95
Lopez, Pablo	1984, 85
Loucks, Garry	1972
Love-Taylor, Devontay	2021
Lovelady, Sterling	2012, 13
Lovett, Fabien	2021, 22, 23
Lowe, Ron	1969
Lowrey, Kelly	1981, 82, 83
Luallen, Eric	1989
Luc, Jeff	2010, 11
Lucas, Dontae	2019, 20
Lucas, Jaylin	2024, 25
Lundstrom, Brad	1989, 90
Lundy, DJ	2021, 22, 23, 24
Lunford, Ronnie	2003, 04, 05
Lurie, Howard	1964, 65
Lyles, Mark	1976, 77, 78, 79
Lyons, Bobby	2017
Lyons, Daniel	2023, 24, 25
Lyons, Tyrell	2014
Lytton, A.J.	2018, 19

M

Macek, Mark	1977, 78, 79, 80
Mack, Kim	1982, 83, 84
Mackenzie, Dale	1962, 63, 64
MacLean, Ken	1947, 48, 49
Madden, John	1978, 79, 80
Maddox, Nick	1999, 00, 01, 02
Maeder, Chad	1999, 00, 01
Magalski, Paul	1969, 70, 71
Maguire, Sean	2013, 14, 15, 16
Maher, Rich	1999
Majors, Joe	1957, 58, 59
Makowiecki, Al	1953, 54
Malkiewicz, James	1972, 73
Malone, Bryne	1997, 98
Maloy, Rudy	1973, 74, 75, 76
Maltby, Duke	1949, 50
Mancini, Kevin	1988, 89, 90, 91
Mangan, Bob	1963, 64, 65
Mangum, Korey	2006, 07, 08, 09
Mankins, Jim	1965, 66
Mann, Ed	1952
Manning, Lou	1953
Manuel, Bo	1947, 48, 49
Manuel, EJ	2009, 10, 11, 12
Marcus, Frank	1948
Marcus, Joe	1948, 49
Marion, Tyrant	1992, 93, 94, 95
Marshall, Trey	2014, 15, 16, 17
Martin, Jared	2005
Martin, Tommy	2019, 20
Martinez, Corey	2015
Mason, Bill	1988, 89, 90
Massey, Harry	1953, 54
Massey, Jim	1963, 64, 65
Mastromanno, Alex	2021, 22, 23, 24
Mathieson, Steve	1974, 75, 76
Mathis, Mario	2017
Matias, Josue	2011, 12, 13, 14
Matt, Prince	1982, 83
Matthews, D.J.	2017, 18, 19
Matthews, Jay Mac	1965, 66
Mavety, Chad	2015
May, Monte	1948, 49, 50
May, Robert	2001, 02
Mayhew, Martin	1984, 85, 86, 87
McAllister, Demonte	2010, 11, 12, 13
McCall, Sam	2022
McClain, Malik	2021, 22
McClellion, Jarques	2021, 22
McCloud, Anthony	2010, 11, 12
McClure, Dan	1947
McClure, Darius	2005, 06, 07, 08
McConnaughhay, John	1960, 61, 62
McCorkel, Shawn	1997, 98
McCormick, Gene	1958, 59
McCormick, Liam	2023
McCormick, Tom	1981, 82, 83
McCorvey, Errol	1989, 90, 91
McCorvey, Kez	1991, 92, 93, 94
McCoy, Jerome	1984
McCoy, Lawayne	2024, 25
McCrary, Brian	1982, 83, 84
McCray, Deante	2025
McCray, Moses	2008, 09, 2011
McCray, William	1997, 98, 00, 01
McCullers, Dale	1966, 67, 68
McDaniel, Damon	2006
McDaniel, Jacobbi	2009, 10, 11, 13
McDonald, Camren	2018, 19, 21, 22
McDonald, Jimmy	1952
McDougal, Tom	1973
McDowell, Bill	1963, 64, 65
McDowell, Gene	1960, 61, 62
McDuffie, Wayne	1964, 66, 67
McEachern, Robert	1968, 69, 70
McFadden, Bryant	2001, 02, 03, 04
McFadden, Tarvarus	2015, 16, 17
McGee, Joe	1956, 57, 58
McGill, Eric	1990, 91, 92
McGinn, David	1973
McGowan, Mike	1972
McGowan, Paul	1984, 85, 86, 87
McGrew, Sam	2002, 03, 04, 05
McGriff, D'Anfernee	2019
McIntosh, Toddrick	1990, 91, 92, 93
McKinnie, J. W.	1969, 70, 71
McKinnon, Bobby	1973, 74, 75
McKinnon, Dennis	1980, 81, 82
McKitty, Tre'	2017, 18, 19
McLaren, Scottie	1990
McLean, John	1980, 81, 82, 83
McLean, Richard	1967
McLean, Scott	1979, 80, 81
McLendon, Derrick II	2021, 22
McMahon, Ryan	2007, 08, 09, 10
McManus, Danny	1985, 86, 87
McMillan, Charles	1947
McMillan, Eddie	1970, 71, 72
McMillan, Jack	1947
McMillon, Tiger	1991, 92, 94
McNease, Y.C.	1961, 62
McNeil, Kevin	2008
McNeil, Patrick	1991, 92, 93, 94
McPherson, Adrian	2001
McPhillips, Billy	1973, 74, 75, 76
McRae, Jaleel	2019, 20
Medley, Adrian	2025
Meeks, Bobby	2002, 03, 04
Meinrod, Matt	2002, 03, 05
Melton, Leonard	1947, 48, 49
Menendez, Bob	1966, 67
Merna, John	1988
Menzer, Malakai	2022, 23, 24
Merritt, Dorsey	1952
Merson, Bob	1980, 81, 82
Merson, Scott	1982
Meseroll, Mark	1976, 77
Meseroll, Scott	1973, 74
Messam, Wayne	1993, 95, 96
Messer, Doug	1961, 62, 63
Messinese, Jimmy	1952, 53
Metts, Buck	1953, 54, 55, 56
Meyer, Carl	1958, 59, 60
Meyers, Kyle	2016, 17, 18
Middlebrooks, D.L.	1947
Miles, David	1971, 72
Miller, Fred	1972, 74, 75
Miller, Walt	1950
Milligan, Pat	1981, 82, 83
Milton, McKenzie	2021
Mincey, Justin	2006, 07, 08, 09
Mindlin, Jeremy	1978, 79
Minnis, Marvin "Snoop"	1997, 98, 99, 00
Minor, Roger	1970, 71
Minor, Travis	1997, 98, 99, 00
Minshew, Cole	2016, 17, 18, 19
Mirambeau, Antoine	1999, 00, 01, 02
Mitchell, Derrick Jr.	2013, 14, 15
Mitchell, Doug,	1969
Mitchell, Hodges	1972, 73
Mitchell, Sean	1996
Mobley, Orson	1982
Moffet, Neefy	2005, 06, 07, 08
Montera, Travis	1996
Montgomery, George	1969
Montgomery, Hal	1966, 67, 68
Montgomery, John	1969, 70, 71
Moody, Brent	2006, 07
Moody, Nick	2009, 10, 11, 12
Moon, Jarad	1997, 98, 99, 00
Moore, Elijah	2024, 25
Moore, Eric	2001, 02, 03, 04
Moore, Greg	1999
Moore, Paul	1988, 89, 90, 91
Moore, Ron	1959
Moore, Ron	1983
Moorer, Tyrell	2019
Moran, Terry	1958, 59
Moremen, Bill	1965, 66, 67
Morgan, Robert	1998, 99, 00, 02
Morlock, Kyle	2023, 24
Morrical, Jerry	1949
Morrill, Ted	1952
Morris, Dan	1983, 84
Morris, Mike	1988, 89, 90, 91
Moschella, John III	2018
Mosley, Ted	1967, 68
Moss, Anthony	1987, 88, 89, 90
Motlow, Justin	2017
Mowatt, Zeke	1980, 81, 82
Mowrey, Dan	1991, 92, 93, 94
Munroe, Art	1969, 70
Munyon, Matt	2000
Murdock, Les	1963, 64
Murphy, John	1972, 73, 74
Murphy, Shawn	2024
Murray, Garrett	2020
Murray, Nyqwan	2015, 16, 17, 18
Musselman, Bill	1954, 56, 57
Mustain, Don	1959
Myers, Brandon	1999, 00, 01

N

Nabers, Gabe	2017, 18, 19
Nance, Jon	1990, 92, 93
Napier, Marlon	2003
Narramore, Lee	1964
Nasirildeen, Hamsah	2017, 18, 19, 20
Naylor, Peyton	2025
Neal, Chaz	2019, 20
Nellums, Bob	1956, 57
Nelson, Lee	1974, 75
Newberry, Giorgio	2012, 13, 14, 15
Newell, Greg	1984, 85, 86, 87
Newman, Josh	2015
Newton, Patrick	2000, 01, 02
Niblock, Cory	2003, 04, 05, 06
Nichelson, Blake	2023, 24, 25
Nichols, Gerald	1982, 84, 85, 86
Nicholson, A.J.	2002, 03, 04, 05
Nicholson, Derek	2005, 06, 07, 08
Nicklaus, Steve	1983
Nnadi, Derrick	2014, 15, 16, 17
Norris, Brent	1971
Norris, D.J.	2004, 05, 06
Northrup, Reggie	2012, 13, 14, 15

O

O'Connell, Bob	1950
Odom, Billy	1954, 55, 56
Oglesby, Paul	1972
O'Leary, Nick	2011, 12, 13, 14
Olsen, Jim	1953, 54
O'Malley, Tom	1985, 86, 87, 88
O'Neal, Earl	1950, 51, 52
O'Neal, Kenny	2005
Oreair, Rick	1971, 72
Orelus, Henry	2010
Orlando, Mark	1973
Osei, Claudius	2001, 02, 03, 04
Osha, Dwight	1949, 50
Osimen, Peter	2019
Ostaszewski, Ben	2023, 24
Ostaszewski, Henry	1988, 89, 90, 91
Ostaszewski, Joe	1988, 89, 90, 91
Osteen, Billy	1947
Otto, Andrè	2024, 25
Outzen, Marcus	1997, 98, 99, 00
Overby, Roger	1974, 75, 77
Overmyer, David	2004, 05, 06, 07
Owens, Gerald	1992
Owens, Rod	2005, 07, 08, 09

P

Pacifico, Al	1953, 54, 55, 56
Page, Mike	1967
Paige, Lee	1982
Pajcic, Gary	1966, 67, 68
Palermo, John	1972, 73
Palmer, David	1984, 85, 86, 87
Palmer, Sterling	1990, 91, 92
Panton, Pete	1983, 84, 85
Parchment, Andrew	2021
Parish, Wyatt "Red"	1947, 48, 49
Parker, Chris	1988, 89
Parker, Clint	1970, 71
Parker, Preston	2006, 07, 08
Parks, John	1985, 86
Parks, Terrance	2009, 10, 11
Parks, Zay	2025
Parris, Gary	1970, 71, 72
Parrish, Jayden	2025
Parrish, Joe	1963, 64, 65
Parrish, Lemar	1999
Parvin, Daniel	2009
Pasquale, Paul	1958
Passwaters, Earl	1972, 73
Patrick, Jacques	2015, 16, 17, 18
Patterson, Jimmy	1992
Patti, Nick	2015, 16
Paul, Herbans	2017
Pauldo, Willie	1990
Payton, Patrick	2022, 23, 24
Pearsall, Melvin	1994, 95, 96, 97
Pederson, Don	1968, 69, 70
Peirce, Jason	1990, 92
Pell, John	1968, 69
Pender, Mario	2014
Pendleton, Larry	1966, 67, 68
Pennie, Charles	1965, 66
Pennie, Frank	1963, 64, 65
Peters, Josh	2015, 17
Peterson, Dick	1948, 49, 50
Petitbon, Luke	2025
Petko, Joe	1963, 64, 65
Pettus, Micah	2025
Phillips, Da'Vante	2015, 16
Phillips, Lorenzo	2015
Philp, Gerald	1956, 57
Pickard, Fred	1957, 58, 59
Pickens, Chuck	1967
Pierre, Edwin	2006
Pinckney, Maurice	1989, 90
Piquion, Ray	2002, 03, 04
Pittman, John	1967, 68
Pittman, Julian	1994, 95, 96
Pittman, Mycah	2022
Pittman, Randy Jr.	2025
Pitts, David	1964
Piurowski, Caz	2006, 07, 08, 09
Piurowski, Paul	1977, 78, 79, 80
Plante, Colton	2015, 16
Platt, Sam	1978, 79, 80
Player, Scott	1991
Poitier, Kentron	2021, 22, 23, 24
Polak, Nat	1952
Polley, Tommy	1997, 98, 99, 00
Ponder, Cameron	2013
Ponder, Christian	2007, 08, 09, 10
Ponder, David	1980, 81, 82, 83
Pope, Edwin	1965, 66
Pope, Kendyll	2000, 01, 02, 03
Pope, Melvin Jr.	1957
Poppell, Jason	1995, 96
Porter, Dave	1974, 75, 76
Pounds, Greg	1972, 73
Powell, Cliff	1950
Powell, Don	1952, 53, 54, 55
Powell, Eric	2000, 02
Powell, Shawn	2008, 09, 10, 11
Prescott, Billy	1976
Preston, Rock	1994, 95, 96
Prestwood, Tom	1972
Prinzi, Vic	1954, 55, 56, 58
Prior, Brad	1976
Pritchett, Ed	1963, 64, 65
Proctor, C.N.	1947
Proctor, William Lee	1955
Prophette, Kevin	1995, 96
Prouse-Lackey, Izaiah	2018
Pruette, Jamie	1995
Pryor, Lonnie	2009, 10, 11, 12
Pugh, Jacob	2014, 15, 16, 17

Q

Quigley, Bill	1947, 48
Quigley, Ed	1947
Quinn, John	1949

R

Rabon, Billy	1952
Rackley, Theon	1996, 97, 98, 99
Ragans, Bill	1987, 88, 89, 90
Ragins, Smokey	1973, 74, 75
Rainey, Reese	1971
Ramsey, Greg	1977, 78, 79
Ramsey, Jalen	2013, 14, 15
Rasul, Amir	2016, 17, 18
Ratliff, Floyd	1967
Ratliff, Ron	1970, 71, 72
Rawls, Ja'Bril	2023, 24, 25
Ray, Malcolm	2021, 22, 23
Raymond, Josh	2025
Rebol, Todd	1992, 93, 94, 95
Rector, Wyatt	2021, 22
Reddick, Ernie	1948, 49
Reed, Bert	2008, 09, 10, 11
Reid, Gordy	2003
Reid, Greg	2009, 10, 11
Reid, Willie	2002, 03, 04, 05
Reliford, Beau	2009, 10, 11
Render, Ricky	1981, 82, 83
Rendina, Mike	1981, 82
Renn, Bobby	1956, 57, 58
Restivo, Sam	1981, 82, 83
Revell, Chris	2012
Revell, Elton	1965
Reynolds, Burt	1954
Reynolds, Detroit	1973, 74, 75, 76
Reynolds, Jamal	1997, 98, 99, 00
Reynolds, Ryan	2003
Rhodes, Bill	1966, 67, 68
Rhodes, Billy	1995, 96, 97, 98
Rhodes, Bobby	1996, 97, 98, 99
Rhodes, Xavier	2010, 11, 12
Rice, Barry	1968, 69, 70
Rice, Beryl	1968, 69, 70
Rice, Emmett	2016, 17, 19, 21
Richardson, Bill	1985
Richardson, D'Vontrey	2008
Richardson, Ed	1977, 78, 79
Ridings, Jeff	1974, 75, 76
Riggs, Marty	1985, 86, 87
Riley, Cam	2024
Riley, Eric	1981, 83, 84
Riley, Phillip	1993, 94, 95
Rimby, Bill	1969, 70, 71
Riopelle, Jerry	1983, 84
Riser, Butch	1966
Risk, Alan	1975, 76
Rivas, Vic	1974, 75, 76
Rix, Chris	2001, 02, 03, 04
Rizy, Jacob	2024, 25
Roberson, James	1991, 92, 93, 94
Roberson, Ulysses	1983, 84
Roberts, Dave	1987, 88, 89, 90
Roberts, Gene	1961, 62
Roberts, Marion	1961, 62, 63
Roberts, Oscar	1971, 72
Roberts, Pete	1965, 66, 67

ALL-TIME LETTERMEN

Roberts, Rod	2008
Roberts, Ryan	2019
Robinson, Chuck	1961, 62, 63
Robinson, Dominic	2001, 02, 03, 04
Robinson, Duce	2025
Robinson, Jaime	2006, 07, 08, 09
Robinson, Jammie	2021, 22
Robinson, Janarius	2017, 18, 19, 20
Robinson, Patrick	2006, 07, 08, 09
Robinson, Terry	1985
Roddick, Casey	2023
Rodemaker, Tate	2022, 23
Rodrigue, Ted	1954, 55, 56, 57
Roe, Ken	1981, 82, 83
Rogers, Ramon	1958, 59
Rolle, Myron	2006, 07, 08
Rolle, Samari	1994, 95, 96, 97
Romeo, Tony	1958, 59, 60
Root, Matt	2004, 05
Rose, Daron	2007
Rosenberry, James Jr.	2021, 22, 23
Ross, Brian	2004
Ross, Gerard	2003, 04, 05
Ross, Grady	1989, 90
Ross, Keith	1985, 86, 87, 88
Rountree, Phil	1947
Rouse, Fred	2005
Roye, Orpheus	1994, 95
Rozman, Pappy	1958
Ruble, Brock	2015, 16, 17
Rudolph, Travis	2014, 15, 16
Rushing, Tom	1975, 76, 77
Russom, Kenneth	1960, 61, 62
Rust, Benny	1969, 70
Ryan, Eric	1980, 81, 82

S

Salva, Mark	1984, 85, 86, 87
Sam, Lorne	2003, 04
Sam, P.K.	2001, 02, 03
Sammons, Mike	1969, 70
Sampson, KJ	2023, 24, 25
Samuel, Asante Jr.	2018, 19, 20
Samuels, Stanford III	2017, 18, 19
Samuels, Stanford	2000, 01, 02, 03
Sanborn, Garrison	2005, 06, 07
Sanders, Chip	1976, 77, 78
Sanders, Deion	1985, 86, 87, 88
Sanders, Tracy	1985, 86, 87, 88
Sanders, Troy	1989, 90, 91, 92
Sanders, Zebrie	2008, 09, 10, 11
Sanderson, Rhonne	2009, 10
Saunders, Mavin	2015, 16, 17
Saunders, Troy	1995, 96, 97, 98
Sawchuk, Gavin	2025
Sawyer, Bill	1974, 75, 76
Sawyer, Brian	2000, 01, 02, 03
Sawyer, Corey	1992, 93
Scharf, Mitch	1997
Schergen, Joseph	2019
Schilbrack, Scott	1988
Schmelz, Bob	1948, 49, 50, 51
Schmidt, Brian	1973, 74, 75, 76
Schmidt, Derek	1984, 85, 86, 87
Schomburger, Ron	1954, 55, 56, 57
Schrenker, Dave	1985, 86
Schuchts, Bart	1986, 87
Scott, Arthur	1976, 78, 79, 80
Scott, Brady	2018, 19, 21
Scott, Carlton	1984
Scott, Kendrick	1992, 93, 94
Scott, Robert Jr.	2021, 22, 23, 24
Scott, Sean	2015
Scott, Stanley	1983, 84, 85
Sellers, Don	1960
Sellers, Mike	1950, 51
Sellers, Ron	1966, 67, 68
Selvidio, P.J.	2002
Senior, Corey	1988
Sexton, Billy	1973
Sexton, Wyatt	2003, 04
Seymour, Roland	1997, 98, 99, 00
Shanks, Justin	2013, 14, 15, 16
Shaw, Bill	1969, 70, 71
Shaw, Joslin	2005, 06, 07
Shaw, Kenny	2010, 11, 12, 13
Shaw, Mike	2001, 02
Sheffield, Deonte'	2019, 20
Shelton, Eric	2001
Sheppard, John	1956, 57, 58
Sherman, Travis	1993, 94, 95
Shinholser, Jack	1963, 64, 65
Shively, Randy	1972
Shiver, Clay	1992, 93, 94, 95
Shiver, Stan	1985, 86, 87, 88
Shrader, Thomas	2023
Shumann, Mike	1973, 74, 75, 77
Simmons, Lucas	2024, 25
Simmons, Ron	1977, 78, 79, 80
Simon, Corey	1996, 97, 98, 99
Simpson, Carl	1990, 91, 92
Sims, Ernie	1977, 78, 80, 81
Sims, Ernie	2003, 04, 05
Sims, Jim	1960, 61, 62
Sims, Marcus	2006, 08
Singletary, J. Keith	1975, 76
Singleton, Samuel Jr.	2024, 25
Skaggs, Raymont	1998
Slaton, Paul	1957
Slay, Steve	1962
Slicker, Tom	1960, 61, 62
Smiley, Anthony	1983, 84
Smiley, Debralee	2010, 12
Smith, Abe	1976, 77
Smith, Antone	2005, 06, 07, 08
Smith, Barry	1970, 71, 72
Smith, Eric	1991, 92, 93, 94
Smith, Keelin	2012, 13, 14, 15
Smith, Kelvin	1987, 88, 89
Smith, Kendall	2007, 08, 09, 10
Smith, Larry	1996, 97, 98
Smith, Leroy	2001, 02, 03, 04
Smith, Marquette	1991, 93
Smith, Maurice	2021, 22, 23, 24
Smith, Mike	1978, 79, 80
Smith, Rodney	2009, 10, 11, 12
Smith, Sammie	1986, 87, 88
Smith, Shevin	1994, 95, 96, 97
Smith, Telvin	2010, 11, 12, 13
Smith, Terrance	2012, 13, 14, 15
Smith, Tony	1982, 84, 85
Smith, Travis	2002
Smith, Willie	2016
Snell, David	1970, 71, 72
Snider, Blake	2009
Snipes, Roosevelt	1983, 84
Snyder, Dave	1961, 62, 63
Solomon, Jesse	1984, 85
Southwood, Keith	1984, 85
Sowers, Craig	1970
Spain, Connell	1993, 94, 95, 96
Spann, Deuce	2022, 23
Sparkman, Don	1971, 72, 73
Spires, Greg	1994, 95, 96, 97
Spivey, John	1957, 58, 59
Spooner, Phil	1962, 64, 65
Sprague, Ryan	1997, 98, 99, 00
Spurlock, David	2008, 09, 10, 11
Staab, Ray	1953, 54, 55
Stallworth, David	1989, 90, 91
Stanley, Jacob	2010, 11
Stark, Jon	1993, 94
Stark, Rohn	1978, 79, 80, 81
Steed, Jack	2016
Stein, Jesse	2003
Stephens, Demetric	2023
Stephens, Demetro	1995, 96, 97, 98
Stephens, John	1964, 65, 66
Stevens, Toshmon	2009, 10, 11, 12
Stevenson, Freddie	2013, 14, 15, 16
Stevenson, Robert	1989, 90, 91, 92
Stewart, Alan	1987, 88, 89
Stewart, Kendrick	2006, 07, 08, 09
Stewart, Mike	1976, 77
Stickle, David	2022, 23
Stiehl, Eric	1984, 85, 86
Stockstill, Rick	1979, 80, 81
Stockton, Andy	1974, 75
Stokes, Jay	1969, 70, 71
Stork, Bryan	2010, 11, 12, 13
Stovall, Chauncey	2003, 04
Strauss, Buddy	1948, 49
Strickland, Dan	1958
Strickland, Larry	1970, 71, 72
Strickland, Oliver	1989
Strickler, Joe	1969, 70, 71
Stringer, Germaine	1996, 97, 98, 99
Stroud, Todd	1983, 84, 85
Suarez, Willy	2024, 25
Sudder, Rich	1992
Sumner, Avery	1962, 63, 64
Sumner, Walter	1966, 67, 68
Suratt, Joe	2005, 06
Surrency, Corey	2008
Sutton, Lenny	1986
Swantic, Len	1953, 54, 55, 56
Sweat, Josh	2015, 16, 17
Swoszowski, Bob	1958, 59, 60
Sytsma, Henry	1962
Szczepanik, Vic	1949, 50, 51, 52

T

Taccetta, Jeff	2009
Tanks, Michael	1986, 87, 88, 89
Tate, Auden	2015, 16, 17
Tatum, Malcolm	1999, 00, 01, 02
Taylor, Henry	1981, 82, 83, 84
Taylor, Jimmy Lee	1951, 52, 53, 54
Taylor, Levonta	2016, 17, 18, 19
Taylor, Rick	1983
Taylor, Thurston	1965, 66, 67
Tensi, Steve	1962, 63, 64
Terrell, Nigel	2012, 13
Terry, Nat	1976, 77
Terry, Tamorrion	2018, 19, 20
Thacker, Bud	2006, 07, 08, 09
Thames, Jon	1973, 74, 75, 76
Tharpe, Al	1947
Thaxton, Jae	2004, 05, 06
Thomas, Adonis	2017, 18, 19
Thomas, Azareye'h	2022, 23, 24
Thomas, Bob	1956
Thomas, Clevan	1997, 98, 99, 00
Thomas, Clint	1950
Thomas, Curtis	1985, 86
Thomas, Danny	1968, 69
Thomas, Eric	1983, 84, 85
Thomas, Eric	1996, 97, 98, 99
Thomas, Gerry	1991
Thomas, Homer	1980
Thomas, James	1970, 71, 72
Thomas, Jermaine	2008, 09, 10, 11
Thomas, Keir	2021
Thomas, Landen	2024, 25
Thomas, Matthew	2014, 16, 17
Thomas, Rudy	1974, 75, 76
Thomas, Tarlos	1998, 99, 00
Thomas, Tra	1994, 95, 96, 97
Thompson, Chris	2009, 10, 11, 12
Thompson, Jim	1982, 83, 84
Thompson, Roy	1951, 52
Thompson, Shelton	1986, 87, 88, 89
Thompson, Stefon	2025
Thompson, Tru	2019, 20
Thompson, Warren	2019, 20
Thompson, Weegie	1981, 82, 83
Thorpe, Craphonso	2001, 03, 04
Tifase, Ayobami	2023
Tillman, George	1960
Timmons, Lawrence	2004, 05, 06
Toafili, Lawrance	2021, 22, 23, 24
Todd, Donovan	2013
Todd, Jayden	2025
Tomberlin, Pat	1985, 86, 87, 88
Tomeo, Charles	1996
Tonga, Joe	2008
Tony, Greg	2000
Torres, Adam	2018
Torres, Brandon	2025
Trado, Jim	1954
Trancygier, Ed	1960, 61
Travis, Jordan	2019, 21, 22, 23
Trickett, Clint	2011, 12
Tulloch, David	1996, 97
Tully, Bob	1951
Tully, Jack	1947, 48
Turk, Richard	1950, 51, 52
Turnetine, Jazston	2022
Turner, Byron Jr.	2022, 23, 24
Turral, Eric	1990, 91
Tuten, Rick	1986, 87
Tye, Will	2011
Tyler, Logan	2016, 17, 18
Tyre, Bill	1961, 62
Tyre, Lewis	1992, 93, 94, 95
Tyson, Jim	1968, 69, 70

U

Uiagalelei, DJ	2024
Ulmer, Al	1957, 58, 59
Unglaub, Kurt	1976, 77, 78, 80
Upshur, Naseir	2016, 17, 18
Urich, Bob	1965
Urow, Michael	2015
Urquhart, Whitney	1948, 49

V

Valente, Dale	1995
Vance, Greedy	2022, 23
Vanover, Tamarick	1992, 93
Verbinski, Joe	1959, 60, 61
Verdell, Toddrick	2006, 07, 08
Verse, Jared	2022, 23
Versprille, Pat	1955, 56
Vickers, Johnathan	2014, 15, 17, 18
Vohun, Frank	1967, 68, 69
Voltapetti, Barry	1980, 81

W

Wachtel, John	1961, 63, 64
Wade, Cameron	2009
Wadsworth, Andre	1994, 95, 96, 97
Waisome, Nick	2011, 12, 13, 14
Waldrop, Ben	1998
Walker, Chris	1996, 97, 98, 99
Walker, Clyde	1975, 76, 77
Walker, David	1995
Walker, DeMarcus	2013, 14, 15, 16
Walker, Fabian	2002, 03
Walker, Javon	2000, 01
Walker, Stan	1967, 68, 69
Wall, Torledo	1993
Wallace, Jonathan	2012, 13
Wallace, Lou	1957
Wallace, Ron	1968, 69, 70
Wallace, Wade	1978, 79
Waller, H.T.	1966
Ward, B.J.	2001, 02, 03
Ward, Charlie	1989, 91, 92, 93
Ward, DeMarco	2023, 24
Ward, Treshaun	2021, 22
Warner, Leonard III	2017, 18, 19, 22
Warren, Brandon	2006
Warren, David	1997, 98, 99, 00
Warren, Scott	1976, 77, 78, 79
Warren, Terry	1984, 85, 86, 87
Warren, Tommy	1967, 68, 70
Warrick, Peter	1996, 97, 98, 99
Washington, Darius	2021, 22, 23, 24
Washington, Leon	2002, 03, 04, 05
Washington, Torrance	2002
Watkins, Pat	2002, 03, 04, 05
Watson, Dekoda	2006, 07, 08, 09
Watson, John	1947
Watson, Menelik	2012
Weatherford, Drew	2005, 06, 07, 08
Weaver, Billy	1954, 55, 56, 57
Weaver, Lee	1999, 00
Webb, La'Damian	2020
Weeks, Keith	2013, 14, 15, 16
Weinberg, Jake	2025
Weinke, Chris	1997, 98, 99, 00
Weldon, Casey	1988, 89, 90, 91
Wells, Chuck	1985
Wells, Rodney	1994, 95
Werner, Bjoern	2010, 11, 12
Wesley, Gil	1977, 78, 79
Wessel, Joe	1982, 83, 84
West, Jackson	2021, 23, 24
West, Tom	1962, 63, 64
Westbrook, A.J.	2015, 16, 17, 18
Wetherell, T.K.	1965, 66, 67
Wettstein, Max	1963, 64, 65
Wheeler, Tom	1982, 83
Whigham, Frank	1970, 71
Whipkey, Jarred	2006
Whitaker, Jason	1996, 97, 98, 99
White, Christian	2023, 24, 25
White, Gaylon	1984, 85, 86
White, Markus	2008, 09, 10
White, Marquez	2013, 14, 15, 16
White, Randy	1985, 86, 87
White, Squirrel	2025
White, Tom	1969, 70
White, Zaquandre	2018
Whitehead, Bud	1958, 59, 60
Whitehead, Willie	1960
Whitehurst, Dan	1970, 71, 72
Whitfield, Kermit	2013, 14, 15, 16
Whiting, Mike	1978, 79, 80, 81
Whitmer, Bob	1951
Whittington, David	1988
Widner, Terry	1982, 83
Wilder, James Jr.	2011, 12, 13
Wilkerson, Jalen	2017
Wilkins, Randy	1998, 99, 00
Williams, Amaree	2024, 25
Williams, Alphonso	1985, 86, 87, 88
Williams, Anthony	1986
Williams, Arthur	2015, 16, 17, 18
Williams, Blair	1981, 82
Williams, Brett	1999, 00, 01, 02
Williams, Brian	1980, 82, 83, 84
Williams, Dayne	1986, 87, 88
Williams, D.J.	2021
Williams, Del	1964, 65, 66
Williams, Dick	1947
Williams, Eric	1984, 85, 86, 87
Williams, Hykeem	2023, 24
Williams, Isaac	1982, 83, 84, 85
Williams, James	2025
Williams, Jauan	2018, 19
Williams, Karlos	2011, 12, 13, 14
Williams, P.J.	2012, 13, 14
Williams, Phil	1978, 79, 80, 81
Williams, Pooh Bear	1993, 95, 96
Williams, Rhodney	1993
Williams, Ricky	1979, 80, 81, 82
Williams, Roger	2004, 05, 06, 07
Williams, Roydell	2024, 25
Williams, Sidney	2021, 22
Williams, Steven	2015, 16
Williams, Todd	1999, 00, 01, 02
Williams, Vince	2008, 10, 11, 12
Williams, Waldo	1975, 76
Williamson, Darion	2021, 22, 23, 24
Williamson, Larry	1965, 66
Willis, Lloyd	2021, 22
Willis, Peter Tom	1986, 88, 89
Willis, Ray	2001, 02, 03, 04
Wilmot, Horace	1983
Wilson, Jerry	2025
Wilson, Jesus	2013, 14, 15, 16
Wilson, Johnny	2022, 23
Wilson, Jordan	2021
Wilson, Marvin	2017, 18, 19, 20
Wilson, Ontaria	2018, 19, 21, 22
Wilson, Reinard	1993, 94, 95, 96
Wimberly, John	1990, 92
Wimbley, Kamerion	2002, 03, 04, 05
Winston, Jameis	2013, 14
Wodrich, Bob	1950, 51, 52
Womble, Jeff	2000, 01, 02, 03
Wood, Cedric	2019
Woodall, Colton	2013
Woodham, Al	1952
Woodham, Wally	1977, 78, 79
Woodie III, Raymond	2019, 20
Woods, Chris	1999, 00
Woolford, Gary	1975, 76
Wooten, Jerry	1963
Wren, Corey	2020
Wright, Recardo	2006, 07, 08, 09
Wyche, John	1987, 89, 90

X

Xanders, Brian	1992

Y

Yarborough, Craig	2009
Yeldell, Bill	1968
Yeomans, Tony	1986, 87, 88, 89
Young, Javon	2015
Young, Jordan	2019, 21
Young, Tommy	1981, 82

Z

Zaffran, Ted	1969, 70
Zann, Vincent	2009, 10
Zion, Harvey	1966, 67, 68

ALL-TIME JERSEY NUMBERS

0

Jashaun Corbin	2020-21
Fabien Lovett	2020-23
Ja'Khi Douglas	2022-24
Earl Little Jr.	2024-25
Duce Robinson	2025

1

Frank Fontes	1971
Ahmet Askin	1973-74
Keith Singletary	1975
Dave Cappelen	1976-79
Rick Taylor	1980
Eric Thomas	1981-85
Scott DiMare	1986-88
Shannon Baker	1989-92
Andre Cooper	1993-96
Sam Cowart	1997
Reggie Durden	1998-99
Jeff Chaney	2000
Craphonso Thorpe	2001-04
Fred Rouse	2005
Brandon Warren	2006
Xavier Lee	2007
Corey Surrency	2008
Alex Jones	2009-10
Mike Harris	2010-11
Kelvin Benjamin	2011-13
Tyler Hunter	2012-15
Ermon Lane	2014-15
Levonta Taylor	2016-19
James Blackman	2017-20
Emmett Rice	2020-21
D.J. Williams	2021
Jarques McClellion	2022
Winston Wright Jr.	2022-23
Akeem Dent	2023
Shyheim Brown	2024-25
Kentron Poitier	2024
Tommy Castellanos	2025

2

Reggie Webb	1980
Steve Nicklaus	1981-84
Ronnie Andrews	1985
Deion Sanders	1985-88
Grady Ross	1989
Eric Turral	1989
Clifton Abraham	1990-94
Samari Rolle	1995-97
RETIRED for Deion Sanders	**1995**

3

Duane Carrell	1970-71
Joe Downey	1972-74
Bill Duley	1975-77
Rohn Stark	1978-81
Hassan Jones	1982
Herb Gainer	1983-87
Rick Tuten	1986
Leon Fowler	1988-92
Jeff Metarko	1992
Scott Bentley	1993-96
Tres Walton	1996-98
Malcolm Tatum	1998-02
Leon Washington	2003-05
Myron Rolle	2006-08
E.J. Manuel	2008-12
Justin Bright	2009-12
Ronald Darby	2013-14
Bobo Wilson	2013-16
Derwin James	2015-17
Cam Akers	2017-19
Jarvis Brownlee	2020-21
Bryan Robinson	2020-21
Trey Benson	2022-23
Kevin Knowles II	2022-24
Kam Davis	2024-25
Edwin Joseph	2025

4

Rick Houston	1979
Chris Gerbasi	1980
Jessie Hester	1981-84
Peter Tom Willis	1985-89
Marquette Smith	1991
Corey Fuller	1992-94
Troy Saunders	1995-98
Anquan Boldin	1999-02
Cornelius Collier	2001
P.K. Sam	2003
Jarrel Simpson	2004
Kenny O'Neal	2004-05
Mikhal Kornegay	2006
Tony Carter	2007-08
Terrance Parks	2009-11
Brandon Jenkins	2012
Chris Thompson	2012
Giorgio Newberry	2013-15
Dalvin Cook	2014-16
Tarvarus McFadden	2016-17
Khalan Laborn	2017-19
Cyrus Fagan	2020
Alex Eleyssami	2020
Keir Thomas	2021
Jordan Wilson	2021
Kalen DeLoach	2022-23
Mycah Pittman	2022
Keon Coleman	2023
DJ Uiagalelia	2024
Charles Lester III	2024-25
Squirrel White	2025

5

Weegie Thompson	1979
Joe Wessel	1982-84
Mike Lively	1984
Chip Ferguson	1985-88
Pete Prinzi	1988
Kenny Felder	1989-91
Gerry Thomas	1992
Jason Powers	1992
Jon Stark	1993-94
Jaime Pruett	1995
Theon Rackley	1995-99
Travis Chambers	1996
Cornelius Collier	1999-02
Adrian McPherson	2001-02
Chris Davis	2003-06
Preston Parker	2007-08
Greg Reid	2009-11
Jameis Winston	2012-14
Reggie Northrup	2013-15
Da'Vante Phillips	2015-17
Dontavious Jackson	2016-19
Tamorrion Terry	2020
Hamsah Nasirildeen	2020
Brendan Gant	2021
Jared Verse	2022-23
Deuce Spann	2022-24
Joshua Farmer	2024
Daniel Lyons	2025
Roydell Williams	2025

6

Dennis McKinnon	1979-82
Louis Berry	1983-86
LeRoy Butler	1987-89
Carl Simpson	1988
Grady Ross	1990
Steve Gilmer	1990-94
Harold Wright	1993
Troy Saunders	1994
Robert Hammond	1995-97
Derrick Gibson	1997-00
Greg Jones	2001-03
Willie Jones	2004-05
Chase Walker	2005
Marcus Gadson	2006
Antone Smith	2006-08
Ventoure Watkins	2008
Ryan Becker	2009
Gerald Demps	2009-11
Nick Waisome	2011-14
Dan Hicks	2012-13
Larry Lawson	2013
Ryan Green	2014
Everett Golson	2015
Matthew Thomas	2015-17
Malik Henry	2016
Tre' McKitty	2017-19
Jaiden Lars-Woodbey	2019-20
Keyshawn Helton	2020-22
Dennis Briggs Jr.	2021-23
Jaheim Bell	2023
Jalen Brown	2024
Darrell Jackson Jr.	2024-25
Gavin Blackwell	2025

7

Mike Smith	1978-80
Mike Rendina	1981-83
Barry Barco	1983-85
Ronald Lewis	1986-89
Eric Turral	1990-91
Jon Stark	1992
Aaron Dely	1992-95
Billy Brown	1995
Germaine Stringer	1996
Laveranues Coles	1996-99
Rufus Brown	1999-03
Buster Davis	2004-06
Marcus Ball	2007
Christian Ponder	2008-10
Christian Jones	2010-13
Mario Pender	2012-15
Kermit Whitfield	2013
Matthew Thomas	2014
Ryan Green	2015-17
Ermon Lane	2016-17
D.J. Matthews	2019-20
Jarrian Jones	2020-23
Andrew Parchment	2021
Destyn Hill	2023-24
Marvin Jones Jr.	2024
Lawayne McCoy	2025
Stefon Thompson	2025

8

Eric Riley	1980-84
Scott Johnston	1985
Terry Anthony	1986-89
Scott Edwards	1989
David Alvarez	1990
Corey Sawyer	1990-93
Samari Rolle	1994
Magic Benton	1994
Ryan Regtuyt	1995
Damian Harrell	1995-97
Clevan Thomas	1997-00
Bryant McFadden	2001-02
Roger Williams	2005-07
Brandon Paul	2008
Taiwan Easterling	2009-10
Chad Colley	2009-10
Devonta Freeman	2011-13
Timmy Jernigan	2011-13
Jalen Ramsey	2014-15
Kermit Whitfield	2014-16
Nyqwan Murray	2017-18
Stanford Samuels III	2017-19
Renardo Green	2020-23
La'Damian Webb	2020
Treshaun Ward	2021-22
Hykeem Williams	2023-24
Azareye'h Thomas	2024
Deante McCray	2025

9

Greg Thompson	1979-81
Warren Hanna	1981-82
Steve Bloodworth	1983
John Ricciardi	1984
Phillip Bryant	1985-86
Ed Smith	1987
Richie Andrews	1987-90
Dan Mowrey	1990-94
Travis Chambers	1995
Cliff Dell	1995
Manual Zubiria	1995
Peter Warrick	1995-99
Kendyll Pope	2000-03
Xavier Lee	2004-06
Richard Goodman	2007-09
Kevin Campbell	2009
Clint Trickett	2010-12
Karlos Williams	2011-14
Josh Sweat	2015-17
Jacques Patrick	2015-18
Meiko Dotson	2020-21
Lawrance Toafili	2020-24
Derrick McLendon II	2022
Omar Graham Jr.	2024-25
Kevin Sperry	2025

10

Clint Thomas	1950
Russ Sorgen	1951
Billy Kelley	1952
Billy Odom	1954
Vic Prinzi	1955-56, 58
Bob Stephens	1959
Ed Trancygier	1960-61
Kim Hammond	1964
Mike Walker	1979
Chris Frongilo	1980
Bob Davis	1980-84
Ben Thompson	1984-86
Felton Cook	1986
Corian Freeman	1986-90
Derrick Brooks	1991-94
Dan Kendra	1995-99
Rich Maher	1999
Stanford Samuels	2000-03
Lorne Sam	2004
Geno Hayes	2005-07
D'Vontrey Richardson	2008
Chad Colley	2008
Nick Moody	2009-12
Marvin Bracy	2012
E.J. Levenberry	2013-14
Sean Maguire	2013-16
Calvin Brewton	2015-18
Bailey Hockman	2017-18
Anthony Grant	2018-19
Gino English	2019
Kevon Glenn	2019-20
D.J. Daniels	2020
McKenzie Milton	2021
Jammie Robinson	2021-22
AJ Duffy	2022-23
DJ Lundy	2023-24
Malik Benson	2024
Trever Jackson	2024
BJ Gibson	2025
James Williams	2025

11

George Cave	1947
Dudley Thomas	1950
Roy Thompson	1951-52
Lee Corso	1953-54
Ted Rodrigue	1956-57
Bobby Conrad	1958
Billy Hampton	1959
Buddy Yarbrough	1960
Charlie Calhoun	1961-63
H.T. Waller	1964
Kim Hammond	1965-67
Rick Anderson	1968
Duane Carrell	1969
Frank Fontes	1970
Fred Geisler	1971-72
Ahmet Askin	1972
Jimmy Everett	1973-75
Ryals Lee	1976
Rick Stockstill	1977-81
Kirk Coker	1983-85
Wes Hardin	1986
Alan Stewart	1986-87
Casey Weldon	1987-91
Devin Bush	1992-94
Dexter Jackson	1995-98
Jared Jones	1998-00
Gerard Ross	2001-05
Drew Weatherford	2004-08
Tim Orange	2009-10
Vince Williams	2009-12
Ethan Gilbert	2011
Sean Maguire	2012
John Franklin	2013-14
Derrick Mitchell	2013-15
George Campbell	2015-18
Janarius Robinson	2016-20
Warren Thompson	2019-20
Jermaine Johnson II	2021
Malik McClain	2021-22
Sam McCall	2022
Brock Glenn	2023-25
Patrick Payton	2023-24
Ja'Bril Rawls	2025

12

Beans Stephens	1947
Wendell Dennis	1950
Buddy Bryant	1951-53
Leo Brooks	1952
Don McCormick	1954
Len Swantic	1955-56
Gene McCormick	1957-59
Charlie Alexander	1960
John Harllee	1961-62
Tony Gero	1963-65
Bill Burkhardt	1966
Rick Anderson	1967
Phil Hiatt	1967-68
Frank Whigham	1969-71
Mike Cadwell	1972
Bobby Baker	1973
Kevin Gabriel	1973
Pat O'Leary	1974
Steve Mathieson	1974-76
Wally Woodham	1977-79
Kelly Lowrey	1980-83
J.P. Connolly	1984-86
Rick Tuten	1987
Ray Gibson	1988
Alan Stewart	1988-89
Matt Frier	1989-93
Matt McLeod	1992
Thad Busby	1994-97
Abdual Howard	1997-01
Fabian Walker	2002-03
Gary Cismesia	2004-07
Damon McDaniel	2006-07
Nigel Carr	2008-09
Parker Conley	2011
Jarred Haggins	2011-14
Reggie Northrup	2012
Matthew Thomas	2013
Hunter DeWitt	2013
Rocky Bonasorte	2015
Arthur Williams	2015-17
Deondre Francois	2015-18
A.J. Lytton	2018-19
Alex Hornibrook	2019
Chubba Purdy	2020-21
Demorie Tate	2020-21
Joshua Burrell	2022
Jarrett Jackson	2022
Dylan McNamara	2022
Michael Grant	2023-25
Conrad Hussey	2023-24
Jaylin Lucas	2025

13

Bo Manuel	1947
Tal Henry	1950
George Carnes	1951
Ted Morrill	1952
Ed Cluster	1952
W.L. Harper	1953
Pat Versprille	1955
Joe Majors	1957-59
Happy Fick	1960-61
Steve Tensi	1962-64
Kelly Lowrey	1979
Kim Mack	1980-84
Chris Lundahl	1985
Dexter Carter	1986-89
Mike Barre'	1990-92
Mack Knight	1990-92
Danny Kanell	1992-95
Marvin Minnis	1996-00
Jared Hetzel	2001-02
Antonio Cromartie	2003-05
Tommy Keane	2004-05
Preston Parker	2006
Brandon Paul	2007
Nigel Bradham	2008-11
Ashuwa Richardson	2009
Rashad Gholston	2010-14
Ronald Darby	2012
Jalen Ramsey	2013
Ja'Vonn Harrison	2014-16
Marcus Lewis	2015
Lawrence Dawsey Jr.	2016-17
Joshua Kaindoh	2017-20
Caleb Ward	2018-19
Jordan Travis	2019-23
Omarion Cooper	2022
Edwin Joseph	2023
Sione Lolohea	2024
Jaylin Lucas	2024
Deamontae Diggs	2025
Randy Pittman Jr.	2025

14

Don Grant	1947
Ray Inlow	1950
Al Garrett	1951
Tom Massey	1951
Robert Barnes	1952
Joe Ben Cassedy	1952
Tom Price	1953
Jerry Henderson	1956-57
Frank Springer	1958
Eddie Feely	1960-62
Jim Massey	1963-65
Phil Hiatt	1966
Bill Cappleman	1966-69
George Davis	1968
Dan Forey	1970
Frank Deming	1971-72
Robbie Keyes	1973
Billy Prescott	1973-74, 76
Ryals Lee	1977
Blair Williams	1979-82
Greg Handsel	1983
Danny McManus	1984-87
Brad Johnson	1987-91
Jeff McCrone	1991-93
Thad Busby	1993
Willie McBride	1993
Marc Donaldson	1994
Charles Tomeo	1994-95
Tony Librizzi	1995
Richard Brown	1995
Marcus Outzen	1996-00
Matt Henshaw	2001-05
Anthony Bredwood	2002
Christian Ponder	2006-07
Avis Commack	2008-10
Ricardo Cannon	2009
Ridge Read	2011
Jacob Coker	2011-13
Andrew Zloch	2012
Nick Waisome	2013
DeShawn Simpkins	2014
Javien Elliott	2014-15
Jake Rizzo	2016-17
Kyle Meyers	2017-19
Deonte Sheffield	2017-20
Nolan McDonald	2018
Jaleel McRae	2020
Marcus Cushnie	2021
Johnny Wilson	2022-23
Darrell Jackson Jr.	2023
Cai Bates	2024-25
Luke Kromenhoek	2024
Jaylen King	2025

15

Phil Rountree	1947
Don Thixton	1950
Jack Tinney	1950
Manuel Moshonas	1951
James Hall	1952
Jose Martinez	1952
Fred Dollar	1953
George Norman	1955
Bobby Renn	1956-57
Roy Bickford	1959-61
Jim Seaward	1962
Jim Massey	1962
Russ Fischer	1963
Pat Conway	1964-66
Charlie Huggins	1966
Tommy Warren	1967-70
Pat O'Leary	1973
Brad Prior	1974
Garry Halfacre	1974
Jimmy Jordan	1976-79
Dominick Sneed	1980
Anthony Smiley	1980, 83-84
Lee Paige	1981-82
Terry Robinson	1985
Gary Snells	1986
Bill Mason	1986-87
Bill Ragans	1986-90
Devin Bush	1991
Gerry Thomas	1991
Phillip Riley	1993-95
Mario Edwards	1996-99
Fabian Walker	2000
William McCray	2001
Robin Charles	2002
Chris Davis	2002
Chauncey Stovall	2003-04
Tony Carter	2005-06
Tommy Keane	2006
Ochuko Jenije	2007-10
Andrew Nowels	2008
Brandon Parks	2010
Greg Dent	2011-13
Mario Edwards Jr.	2012-14
Ryan Green	2013
Matthew Finn	2013
Travis Rudolph	2014-16
Tarvarus McFadden	2015
Carlos Becker	2016-20
Tamorrion Terry	2017-19
Gino English	2020-22
Jarques McClellion	2021
Tatum Bethune	2022-23
Lawayne McCoy	2024
Shawn Murphy	2024
Shamar Arnoux	2025
Jayvan Boggs	2025

16

Ralph Chaudron	1947
Tommy Owen	1950-51
Charlie Jacobs	1952
Ed Mann	1952-53
Billy Weaver	1954
Ron Williams	1957
Ed Pritchett	1962-65
Gary Pajcic	1966-68
Brian Bengtson	1969
David Barnes	1969
Randy Shively	1970
Billy Sexton	1973
Jimmy Black	1974-76
Steve Dykes	1977
Jeff A. Ledbetter	1980
Scott Evans	1980
Rick Taylor	1981-83
Tracy Sanders	1984-88
Richard Coes	1989-93
Marlin Green	1994
Sean Key	1995-96
Chris Weinke	1997-00
Chris Rix	2000-04
Mikhal Kornegay	2005
Jared Whipkey	2006
D'Vontrey Richardson	2006-07
Brent Moody	2006-07
Mister Alexander	2008-10
Will Secord	2009-11
Ukeme Eligwe	2012
Dorsey Moore	2012
Clay Pickler	2013
J.J. Cosentino	2014-17
Jacob Pugh	2014-17
Alex Eleyssami	2018-19
Cory Durden	2018-20
Corey Wren	2020-21
Hunter Washington	2021
Malik Feaster	2022
Quindarrius Jones	2023-25
Dylan McNamara	2023-24
Gavin Markey	2025

17

Jack McMillan	1947
George Kinnear	1950
Warren Cobb	1950
Tom Sebring	1951
Billy Rabon	1952
Bill McLellan	1952
Dick Whittington	1954
Marty Kolbus	1965-66
Mike Page	1967-68
Frank Whigham	1968
Jackie Speer	1969
Gary Loucks	1972-73
Ron Coppess	1974
Wally Woodham	1975
Bill Capece	1977-80
Bruce Shoemaker	1981-82
Eric Mangham	1983
J.P. Connolly	1983
Eric Williams	1983-87
Tim Corlew	1988
Charlie Ward	1989-93
RETIRED for Charlie Ward	**1993**
Jalen Ramsey	2015*

received special permission to wear on kick returns

ALL-TIME JERSEY NUMBERS

18

Billy Parker	1947
Fred Moates	1950
Charlie Booth	1951-52
Buck Metts	1953-54
Clint Burton	1966-68
Kent Gaydos	1969-71
Mark Orlando	1972-74
Clyde Walker	1975-77
Joe Moss	1979
Weegie Thompson	1980-83
Derek Schmidt	1984-87
Lavon Brown	1988
John Davis	1989-92
Mike Heath	1992
Sean Hamlet	1993-96
Sean Key	1997-99
Yohance Buchanan	2000-02
Greg Tony	2001
Lorne Sam	2003
J.R. Bryant	2004-07
Brent Moody	2005
Greg Carr	2008
Dustin Hopkins	2009-12
Jayon Young	2013
Christian Griffith	2013-14
Ro'Derrick Hoskins	2013-17
Auden Tate	2015-17
Warren Thompson	2018
D'Anfernee McGriff	2019
Travis Jay	2019-22
Tate Rodemaker	2020-23
Blake Nichelson	2023
Jamari Howard	2024-25
Cam Riley	2024
Landen Thomas	2024-25

19

Leonard Melton	1947
Phil Alvers	1950-51
Earl Brown	1951
Ken Bazo	1952
Pappy Rozman	1952
Bob Grenn	1953-54
Pete Roberts	1966
Phil Abraira	1967-69
Jack Maynard	1969, 74
Gary Huff	1970-72
Brad Prior	1976
Kurt Unglaub	1976-80
Pat Milligan	1981-83
Greg Jacobs	1984
Sam Zighelboim	1984
John Parks	1985-87
John Wimberly	1988-92
Pete Prinzi	1989
Keg Goodwin	1992
Mack Knight	1993
Danny Marsee	1993
E.G. Green	1994-97
Pete Henderson	1998
Greg Moore	1998-00
Lemar Parrish	2002
Wyatt Sexton	2002-05
Caz Piurowski	2006
Carlyle Bruno	2007
Kenny Ingram	2007-08
Josh Dobbie	2008
James Esco	2008
Josh Gehres	2009-12
Roberto Aguayo	2012-15
Troy Cook	2013-14
A.J. Westbrook	2015-18
Beau Fillichio	2018
Jarvis Brownlee	2019
Wyatt Rector	2019-22
Gilber Edmond	2023
Vandrevius Jacobs	2023
Micahi Danzy	2024-25
Tomiwa Durojaiye	2024
Jerry Wilson	2025

20

Wendell Barnes	1947
Ernie Reddick	1948-49
Tommy Brown	1950-52
Wesley Holden	1953
Lee Corso	1955-56
Burt "Buddy" Reynolds	1957
Bobby Renn	1958
Willie Whitehead	1959-60
Dave Snyder	1961-63
Larry Green	1964, 66-67
Chris Corral	1968
Danny Thomas	1968-69
David Snell	1970-72
Mike Shumann	1973-75, 77
Jeff Ector	1979
Ken Burnett	1980-82
Jerome McCoy	1983
Roosevelt Snipes	1983-85
Keith Ross	1985-88
Clyde Allen	1989-93
James Colzie	1994-96
Vannez Gooch	1997
Raymont Skaggs	1998-99
Nick Maddox	1999-02
Torrance Washington	2003-04
Anthony Houllis	2004
Jamie Robinson	2005-09
Eli Tatem	2010
Daniel Monroe	2010-11
Lamarcus Joyner	2010-13
Alfredo Davis	2014
Trey Marshall	2014-17
Bobby Lyons	2014-17
Jaiden Lars-Woodbey	2018
Keyshawn Helton	2018-19
Kalen DeLoach	2019-21
CJ Campbell	2021
Azareye'h Thomas	2022-23
Blake Nichelson	2024-25

21

Wes Carter	1947
Ralph Chaudron	1948-49
Gary Folsom	1950-51
Don Smith	1952
John Griner	1952-54
Billy Odom	1955-56
Bob Carnes	1957-58
Don Mustain	1959-60
Larry Brinkley	1961-63
Donovan Jones	1964-67
Terry Eagerton	1966
John Pell	1968-69
Joe Goldsmith	1971-74
Lloyd Kelly	1975-76
Bobby Butler	1977-80
John Piurowski	1982-83
Dwayne Denson	1984-85
Rocky Hanna	1985
John Hadley	1986-88
Maurice Pinckney	1989-90
Chris Hall	1991-92
Rich Sudder	1991-92
James Colzie	1993
Arthur Gates	1993
Deon Humphrey	1994-98
Talman Gardner	1999-02
Dominic Robinson	2003-04
Trevor Ford	2004-05
Patrick Robinson	2006-09
Debrale Smiley	2010-12
Avis Commack	2011
Chris Casher	2012-15
Lucas Clark	2014-15
Logan Tyler	2016-19
Marvin Wilson	2017-20
Darion Williamson	2020-24
Greedy Vance Jr.	2022-23
Omarion Cooper	2024
Zay Parks	2025
Max Redmon	2025

22

Harry Hughey	1947
George Morgan	1948
John Quinn	1949
Eddie Gray	1950
Gerald Smith	1951
Dan Simatovich	1952
Lindy Willis	1952
Carl Grenn	1953-54
Buck Metts	1955-56
Lenny Levy	1957-58
Ken Russom	1960-62
Maury Bibent	1963-65
Chuck Eason	1966-68
Doug Mitchell	1969
Ron Ratliff	1969
Barry Smith	1970-72
John Howerton	1973
Bobby McKinnon	1973-75
Mike Barnes	1976-77
Homes Johnson	1978-79
Hardis Johnson	1979-81
Philip Hall	1982-84
Curtis Thomas	1985-87
Edgar Bennett	1987-91
Marquette Smith	1992-93
Pooh Bear Williams	1994-96
Davy Ford	1997-01
Anthony Bredwood	2001
Ryan Reynolds	2002
Pat Watkins	2002-05
Marlon Napier	2003-04
Korey Mangum	2006-09
Corey Eddinger	2009
Telvin Smith	2010-13
Ridge Read	2012
Johnathan Vickers	2014
Tyrell Lyons	2014-15
Amir Rasul	2016-18
Adonis Thomas	2017-19
Ja'Khi Douglas	2020-21
T.J. Davis	2020-21
CJ Campbell	2022-23
Jaden Jones	2023
Davonte Brown	2024
Jake Weinberg	2024-25
Zae Thomas	2025

23

Clyde Stanaland	1947
Leonard Melton	1948-49
Bob McGinnis	1949
Jim Arnold	1950-51
Fred Greene	1952
Sonny Titus	1953
Ham Bisbee	1954
Jerry Henderson	1955
Hal Cummings	1956
Johnny Sheppard	1956-58
Ralph Parkman	1960
Jack Forehand	1961
Jim Loftin	1962-63
T.K. Wetherell	1964
Wayne Giardino	1964-66
Bobby Lent	1967
Chuck Pickens	1968
Don Pederson	1968-70
David Eddy	1971
Lester Payton	1972
Chris Griffin	1973-75
Jackie Flowers	1976-79
Homes Johnson	1980
Tracy Ashley	1981-83
Jerome McCoy	1984
Pat White	1985-87
Ray Gibson	1986
Brady Jones	1988
Bryce Abbott	1988-91
Eric Black	1992
Shawn Gay	1993
Byron Capers	1993-96
Mitch Scharf	1997
Travis Minor	1997-00
Jerome Carter	2001-04
Antone Smith	2005
Roosevelt Lawson	2006-08
Chris Thompson	2009-11
Gerald Demps	2012-13
Jared Armstrong	2012-13
Je'Twan Smith	2014
Freddie Stevenson	2014-16
Herbans Paul	2016
Ricky Aguayo	2016-19
Hamsah Nasirildeen	2017-19
Tre Young	2020
Sidney Williams	2020-22
Fentrell Cypress II	2023-24
Chase Loftin	2025

24

Ronald Melton	1947
Don Grant	1948
Irwin Hanson	1949
Mac Huey	1950-51
Jerry Jacobs	1952-54
Billy Atkins	1956
Jerry Philp	1957
Ken Cone	1958-60
Buddy Yarbrough	1961
Charles Story	1962
John Roberts	1962
Mario DeLiberty	1963
Ken Frazier	1963
Elton Revell	1964-65
Walt Sumner	1966-68
John Lanahan	1969-71
Andy Stockton	1973-75
Mike Kincaid	1976-78
Harvey Clayton	1979-82
Darrin Holloman	1983-86
Paul Moore	1987
Sam Lopez	1988
Felix Harris	1988-92
Rock Preston	1993-96
Jeff Chaney	1997-99
Slade Douglas	2000
B.J. Ward	2000-04
Darius McClure	2005-08
Lonnie Pryor	2009-12
Terrance Smith	2011-15
Matthew McNulty	2013-14
Marcus Lewis	2016
Cyrus Fagan	2017-19
Cedric Vincent	2020
Jadarius Green-McKnight	2020-21
Mike Roussos	2022
K.J. Kirkland	2023-25
Roydell Williams	2024

25

Billy Bishop	1947
Ted Hewitt	1948-50
Joe Robinson	1951
Tom Dellahan	1952
Wayne Hodges	1952
Bob Taylor	1952
Joe Holt	1953-54
Burt "Buddy" Reynolds	1955
Pat Versprille	1956
Fred Pickard	1957
Carl Meyer	1958, 60
Richie Weber	1961
Maury Bibent	1962
Earl Hawkins	1962
Fred Biletnikoff	1963-64
Jerry Jones	1964
RETIRED for Fred Biletnikoff	**1964**

26

Jack Watson	1947
Jim Burke	1948
Dan Mady	1949
Bob O'Connell	1950
George Graham	1951
George Carnes	1952
Charlie Jacobs	1953-54
Billy Weaver	1955-57
Bud Whitehead	1958-60
Keith Kinderman	1961-62
Bill Hammond	1963
Dave Hall	1964
Butch Riser	1964
Bill Campbell	1964-66
Hal Hodges	1967
Robert Ashmore	1968
Barry Wenhold	1969
J.T. Thomas	1970-72
Mike Harder	1973
Donnie Holley	1973-74
Hector Gray	1975
Joe Joyner	1975-76
Jesse Forbes	1977
Sterling Watson	1977
Willie Flowers	1978
Wade Wallace	1978-79
Carl Armstrong	1980
Greg Allen	1981-84
Alphonso Williams	1985-88
Efferin Macon	1989
Tyrone Buckner	1989
Errol McCorvey	1989-91
Shawn Gay	1992
Harold Battles	1992-96
Atrews Bell	1998-01
Willie Reid	2002-05
Anthony Leon	2006-07
A.J. Alexander	2008-10
Arrington Jenkins	2011
Xavier Pryce	2011
P.J. Williams	2012-14
Johnathan Vickers	2015-18
DeCalon Brooks	2017
Joseph Schergen	2017
Asante Samuel	2018-20
Bryson Hill	2020
Kevin Knowles II	2021
Caziah Holmes	2022-25
Dwayne Wells Jr.	2022-23
Ricky Knight III	2024-25

27

Harold Conrad	1947
Billy O'Steen	1948
Louie Sutton	1949
Preston Bradley	1950-52
Eddie Dykes	1952
Billy Graham	1953-54
Gene Cox	1955
Stan Dobosz	1956-57
Jack Espenship	1958-59
Don Davis	1960
Joby Kidd	1960
Tom Haney	1961
Phil Spooner	1962-65
Billy Richardson	1964
Billy Cox	1966-68
Doug Mitchell	1968
Arthur Munroe	1969-71
Mike McGowan	1972
Ken Johnson	1973
Mike Harder	1974
Vic Fowler	1975-77
Pat Tedesco	1977
Michael Whiting	1978-81
Lenx Jackson	1982-83
Randy White	1983
Victor Floyd	1984-88
Terrell Buckley	1989-91
Brian Xanders	1992
Rodney Wells	1993-95
Tay Cody	1996-00
Claudius Osei	2001-04
Pat Davis	2005
Russell Ball	2005-07
Jesse Outlaw	2006
John McKnight	2006
Terrance Parks	2008
Xavier Rhodes	2009-12
Jordan Stanley	2010
Chris Brown	2012
Marquez White	2013-16
Tyriq Withers	2017
Zaquandre White	2017-18
Ontaria Wilson	2017
Akeem Dent	2019-22
Fernando Padron	2020
Ashlynd Barker	2023-25
Zay Parks	2024
Gavin Sawchuk	2025

28

Addison Meade	1947
Tiff Goza	1949
Pat Harris	1950
Bobby Fiveash	1951-53
Stephen Dean	1955
Larry Weber	1956
Wes Minton	1956-57
Pete Overton	1957
Jim Hooks	1958
Wayne Shewey	1958
Al Beccaccio	1960
Jerry Gray	1960
Don Floyd	1961
Winfred Bailey	1962-64
Alan LaMarche	1964
T.K. Wetherell	1965-67
John Lanahan	1968
Robert Ashmore	1969-71
Mike Davison	1972-74
Jessie Corner	1974
Jerome Davis	1976
Keith Jones	1978-80
Rocky Kinsey	1981-84
Dedrick Dodge	1985-89
Corey Fuller	1990-91
Sean Hamlet	1992
Warrick Dunn	1993-96
Chris Hope	1998-01
Ryan Reynolds	2001
Lorenzo Booker	2002-06
Pat Davis	2007
Dionte Allen	2007-09
Nigel Terrell	2011-13
Emmanuel Johnson	2014
Malique Jackson	2014-17
Gilbert Henric	2016-17
D'Marcus Adams	2018-19
DeCalon Brooks	2018-21
Reggie Harden	2020
Brendan Gant	2022
Justin Cryer	2023-25
Samuel Singleton Jr.	2023-25

29

Jim DeCosmo	1947
Ted Martin	1948
Charlie Johnson	1949
Sumter Powell	1949
Ernie Huggett	1950-51
Hal Powell	1952
Bill Swilley	1954
Carmen Battaglia	1955-56
Pappy Rozman	1957
Ron Hinson	1959
Tom Hillabrand	1960-62
Joe Huxel	1963
Joe Petko	1963-65
Bill Moremen	1964
John Hurst	1966
Skip Lewis	1966
Doug Mitchell	1967
Chuck Pickens	1967
Benny Rust	1968-70
Jim Dundala	1971
Dano Fiore	1971-72
Fred Miller	1972-75
Ernie Washington	1977
Sam Platt	1978-80
Mike Whigham	1981-82
Brian Harlow	1982-83
Barry Ward	1984
Bill Richardson	1985
Lawrence Dawsey	1986-90
Scott Player	1991
Sean Liss	1992-96
Farrell Spensor	1993
Shevin Smith	1994
Bill Gramatica	1996
Tommy Polley	1997-00
P.J. Selvidio	2001
Willie Jones	2001-03
Mikhal Kornegay	2004
Tony Carter	2004
Chris Martin	2004
Michael Ray Garvin	2005-08
Joche Norona	2007
Kendall Smith	2009-10
Chris Finn	2010
Eric Beverly	2011
Lennox Kennedy	2011
Dillon Kidd	2011-12
Nate Andrews	2013-17
D.J. Matthews	2017-18
Isaiah Bolden	2018-20
Tre Young	2019
Alex Mastromanno	2021-24
Rodney Hill	2022-23
Caleb LaVallee	2025

30

Red Parish	1947
Dick Kendall	1948
Vic Szczepanik	1949-52
Hobo Ackerman	1954
Bill Moreman	1965-67
Barry Wenhold	1968
Tom Bailey	1968-70
Reese Rainey	1969
Brent Norris	1971-72
John Kilmurray	1973
Lester Payton	1973
Steve Hanks	1973
Jeff Leggett	1974-76
Nat Italiano	1977
Keith Kennedy	1977-79
Larry Harris	1980-83
Terry Griggley	1984-85
Tanner Holloman	1985-86
Stanley Hall	1987
Tommy Henry	1988-89
Chris Keen	1990
'OMar Ellison	1990-94
Jeremi Rudolph	1995
Shevin Smith	1995-97
Damon Carroll	1997
Stanford Samuels	1998-99
Brandon Myers	1999-00
Leroy Smith	2000
Patrick Newton	2000-02
Ryan Reynolds	2003
Lamar Lewis	2004-05
Pat Davis	2006, 08
Derek Nicholson	2007-08
Jajuan Harley	2009-10
Tyler Hunter	2011
Ryan DiMarco	2011-12
Colin Blake	2012-14
KJ Pittman	2013
Sh'Mar Kilby-Lane	2015-16
Jalen Wilkerson	2017
Tommy Martin	2017-20
Quashon Fuller	2019-21
DJ Daniels	2021-22
Ja'Bril Rawls	2023-24
Jeremiah Johnson	2024-25
Jarvis Boatwright Jr.	2025

31

Jack Tully	1947
Dick Peterson	1948-50
Jimmy Lee Taylor	1951-54
Billy Cox	1965
Bill Gunter	1966-68
Paul Magalski	1969-71
Mark Dowey	1972
Jeff Chestnut	1972
Randy Kaiser	1972-74
Rudy Falana	1974
Gator Cherry	1975-79
Ernie Sims	1980
Billy Allen	1981-84
Michael Tanks	1985
Stanley Hall	1986
Marion Butts	1987-88
Lavon Brown	1989-92
Pooh Bear Williams	1993
Lamarr Glenn	1994-98
Bryant McFadden	2000
Dominic Robinson	2001
Thomas Clayton	2002
Roger Williams	2003-04
Joe Manning	2005
Toddrick Verdell	2006-08
Ventoure Watkins	2009
Terrence Brooks	2010-13
Ryan Feely	2014-15
Colin Blake	2015
Tres Copeland	2015
Vincent Kerr	2015
Omari Albert	2016
Kris Dixon	2016-18
Raymond Woodie	2019-20
Jaden Floyd	2021
Demorie Tate	2022
Solomon Lowery Jr.	2023
DeMarco Ward	2023-24
Elijah Herring	2025

32

Ed Quigley	1947
Red Parish	1948-49
Bill Driver	1950-51
Lou Leonhardt	1952
Fred Twomey	1953
Ted Rodrigue	1954
Billy Richardson	1965-66
Ted Archer	1966
Barry Wenhold	1967
Ed Chereshkoff	1967-69
Eddie Davis	1969
Ed Davis	1971-73
Mike Barnes	1974-75
Greg Ramsey	1977-79
Darish Davis	1980-81
Martin Mayhew	1983-87
Paul Moore	1988-91
Zack Crockett	1992-94
Khalid Abdullah	1995-97
Clay Terrell	1998
Quinton Callum	1998
Jean Jeune	1998-00
Leroy Smith	2001-04
Joe Surratt	2005-08
Brandon Simmons	2010
Sean Tidmus	2011-12
James Wilder Jr.	2011-13
Larry Lawson	2014
Tres Copeland	2014
Steven Williams	2014-16
Array Culmer	2016-18
Gabe Nabers	2018-19
Stephen Dix Jr.	2020-22
Jeremiah Giedrys	2022-23

ALL-TIME JERSEY NUMBERS

Peter Warrick Jr.	2023-24
Mason Arnold	2024-25
Ousmane Kromah	2025

33

Buddy Bryant	1947
Bo Manuel	1948-49
James McKeown	1950
Bob Wodrich	1950-52
Bruce Pacetti	1953
Gene Cox	1954
Butch Riser	1965-66
Grant Guthrie	1967-69
Clint Parker	1970
Steve Hardin	1971
Mack Brown	1972
Rudy Thomas	1973-76
James Harris	1978-81
Pat Cicalese	1982-83
Terry Robinson	1984
Bill Richardson	1984
Sammie Smith	1985-88
Dominique Ross	1989
David Dees	1989-90
Tiger McMillon	1990-94
Dee Feaster	1995-98
Lemar Parrish	1999-01
Greg Tony	2000
Willie Reid	2001
Leon Washington	2002
Kasey Anderson	2003
Jhermaine McAroy	2003
Jamaal Edwards	2004-07
Ty Jones	2008-11
Xavier Pryce	2012
Kevin Haplea	2012-14
Freddie Stevenson	2013
Jonathan Hernandez	2013
Colton Plante	2015-17
Kameron House	2017
Amari Gainer	2018-22
Demetric Stephens	2023
Edwin Joseph	2024
Antonio Cromartie Jr.	2025

34

J.P. Love	1947
Bob Case	1948
Billy Kelly	1949
Dave Watford	1949
Dick Turk	1950-52
Ron Schomburger	1954
Frank Loner	1965
Ron Sellers	1966-68
RETIRED for	
Ron Sellers	**1968**
Ernie Sims	2003-05*

received special permission

35

Bob Fegers	1947
Bill Quigley	1948
Dan McClure	1949
Bill Hingson	1949
Plen Phelps	1950
Steve Kalenich	1950-53
Tommy Bouchlas	1954
Vic Prinzi	1954
John Hosack	1965-66
Mike Gray	1967-70
Randy Shively	1971-72
Brooks Burroughs	1973
Leon Bright	1974-76
Ernie Sims	1977-78, 81
Ellis Singletary	1979-80
Horace Wilmot	1982-83
John Hadley	1984-85
Lenny Sutton	1986
Chris Parker	1987-90
Sean Jackson	1991-93
Dante Snodgrass	1993
Robert Hammond	1994
Rendell Long	1994
Corey Brooks	1995
Forrest Green	1995
Todd Frier	1995-99
Claudius Osei	2000
Eric Shelton	2001
B.J. Dean	2002-05
Marcus Sims	2006-08
Greg Dent	2010
Gerald Rogers	2010-11
Nick O'Leary	2011-14
Parker Conley	2012
Reginald Dixon	2014-15
Lorenzo Phillips	2015
Oladipo Kolawole	2015
Gabe Nabers	2016-17
Michael Barulich	2016-17
Leonard Warner III	2017-22
Koby Gross	2021
Dylan Brown-Turner	2023
Ethan Pritchard	2025

36

Joe Crona	1947-48
Bob Waff	1949
Ed Lockard	1950-51
Bobby Ammons	1952
Gerald Davies	1953
Bill Brown	1954
Rick Oreair	1970-72
Doug Glosson	1973
Jimmy Heggins	1974-75
Chip Sanders	1976-78
Cliff Holiday	1979-82
Jim Graganella	1983
Cleveland McNabb	1984
Eric Stiehl	1984-86
Kelvin Smith	1987-90
Kevin Adams	1990
Ken Alexander	1990-93
James D'Amico	1994
Dennis Andrews	1994-95
Vannez Gooch	1996
William McCray	1997-00
James Buchanan	2001-02
P.J. Selvidio	2002
James Coleman	2003-05
Dekoda Watson	2006-09
Jarred Haggins	2010
Kory Burnett	2012
Jermaine Washington	2012-13
Tyrell Lyons	2013
Michael Urow	2015
Fred Davis	2016
Brandon Barrett	2017
Eric Johnson	2017
Renardo Green	2019
Parker Grothaus	2019
Caleb Blake	2021
Anthony Weeden	2021
Omar Graham Jr.	2022-23
Jayden Parrish	2025

37

Bill Fannin	1947
Whitey Urquhart	1948-49
Dick Sutherland	1950
Johnny Sheppard	1951
Al Woodham	1951-52
Harry Massey	1953-54
Oscar Roberts	1971-72
Jesse Forbes	1973
Walt McCully	1973
Danny Greene	1974
Ralph Petrillo	1974
Greg Ramsey	1975
Chip Sanders	1975
Mike Smith	1977
Greg Cary	1979-80
John Feagin	1981-82
Cleveland McNabb	1983
Stan Shiver	1984-88
Mack Knight	1989
Kevin Miller	1989
Sean Jackson	1990
Chris Keen	1991-92
Jeremy Morris	1993
Kendrick Scott	1993-94
Dallas Johnson	1995
Marcus Bullock	1995-96
Shawn McCorkel	1996-98
Forrest Green	1997
Pete Henderson	1999
Chance Gwaltney	1999-02
Chase Goggans	2003-06
Rodney Gallon	2004-07
Zach Hobby	2008
Ed Imeokparia	2008-10
Nathan Brazeau	2009-11
Keelin Smith	2011-15
Austin Stowers	2012
Cameron Budde	2013
Brandyn Musgrave	2013-14
Osner Valmeus	2014
Kyle Meyers	2016
Herbans Paul	2017
Blaik Middleton	2017-19
Kameron House	2018
Raekwon Webb	2019
Parker Grothaus	2020-21
Marko Skarica	2020
Omarion Cooper	2021
Christian White	2022-25

38

Lem Davis	1947
Jack Tully	1948
Bob Tully	1949, 51
Walt Miller	1950
Tommy Betts	1950
Fred Kendall	1952
Keith Garman	1952
Buzzy Lewis	1971-73
Mike Kincaid	1975
Larry Ellison	1977
Kelly Burney	1978-80
Ken Roe	1981-83
Paul McGowan	1984-87
Jason Crain	1988
David Bassett	1989-90
Scott Holmes	1991-93
Dan LaRose	1993
Mike Mirando	1994
Mario Edwards	1995
Rendell Long	1995
Sebastian Janikowski	1997-99
Greg Jones	2000
Paul Irons	2001-04
Clarence Ward	2005
Sean Compton	2006-07
Jermaine Thomas	2008-11
Darren Edwards	2009-10
Jonathan Akanbi	2012-13
Cason Beatty	2012-15
Izaiah Prouse-Lackey	2016-18
Treshaun Ward	2019-20
Malakai Menzer	2020
Shyheim Brown	2021-23
Cade Papineau	2024
Ethan Post	2025

39

Truby Shaw	1947
Bill Dawkins	1948-51
Sy Masarsky	1949
Eddie Johnson	1952-53
Jere Daniels	1954
George Gould	1972
Steve Vickers	1973
Ralph Petrillo	1973
Jeff Ridings	1974-76
Reggie Herring	1977-80
Manny Carballo	1981-82
Mike Hutto	1983
Ron Moore	1984
Brian Davis	1984-88
Ed Clark	1988-92
Melvin Pearsall	1993
Hank Grant	1994-97
Ryan Sprague	1998
Chad Maeder	1999-01
Marcello Church	2002-05
Ochuko Jenije	2006
Bernard Brinson	2007
Rod Roberts	2007
Tavares Pressley	2008-10
Jeff Taccetta	2009
Nick Myers	2010
Chad Colley	2011
Jared Fenton	2011
David Tyrrell	2011
Donovan Todd	2012
Jared Hayes	2012
Justin Allred	2013
Bryan LaCivita	2013
Mitchell Zak	2014
Claudio Williams	2016-18
DeAundre Emeric	2019
Josh Griffis	2020
Vance Nicklaus	2021-23
Jaden Floyd	2022-23

40

Bob Lanigan	1947
J.P. Love	1948
Joe Marcus	1949
Don Gladden	1950
Marvin Mollnow	1951
Frank Henico	1952
Bob Hudson	1952
Eugene Phillips	1953
Vince Gibson	1954
Larry Cummings	1956
Terrell Teague	1957-58
Paul Pasquale	1958
Doug Williams	1960
Jack Forehand	1960
Buck Carlton	1961
Doug Messer	1961-63
Tom DeLopez	1964
Lee Narramore	1964
Mike Blatt	1965-67
Duane Carrell	1968
Brent Gilman	1968-69
Eddie McMillan	1970-72
Ben Graham	1973
Bobby Jackson	1974-77
Ozzie Harrell	1978
Gary Henry	1978-82
Wayne Jones	1981
Greg Newell	1983-87
David Bassett	1988
David Stallworth	1988-91
Alonzo Horner	1992-93
Lamont Green	1994-96
Tony Bryant	1997-98
Allen Augustin	2000-03
Darius McClure	2004
Roosevelt Lawson	2005
Matt Dunham	2006-10
Rod Roberts	2008
Jonathan Akanbi	2011
Kendall Fullington	2011-13
Danny Adams	2012-14
Parker Conley	2013
Nick Patti	2014-16
Ken Burnham	2015-18
Dwight Lomax	2017
Ethan Umstead	2019-20
Jordan Wilson	2020
Jordan Eubanks	2021
Jorden McCaslin	2022
Amaree Williams	2024-25

41

C.E. Silas	1947
Bob Browning	1948
Wayne Hosafros	1948
Dwight Osha	1949-50
Vern Freeze	1951
B.F. Garrett	1952
Benny Fancher	1953
Pat Versprille	1954
Joe Holt	1955-56
Dink Lawrence	1958
Denny Schou	1959-60
Bill Tinsley	1960
Gene Roberts	1961-63
Bob Menendez	1964-65
John Crowe	1966-68
Bill Yeldell	1968
Calvin Patterson	1969
Johnny Martin	1970
Mark Reeves	1972
Phil Cahoon	1973-74
Gary Woolford	1975-76
Joe Demarest	1977
Everett DeVeaux	1978
Tommy Young	1979-80
Cedric Jones	1981-84
Ed Clark	1985-87
Chris Hall	1988-89
Tommy Henry	1990-92
Phillip Simpson	1993
Jason Poppell	1994
Marlin Green	1995
Brian Allen	1996
Ben Waldrop	1998
Lee Weaver	1999-01
Kyler Hall	2001-05
Seddrick Holloway	2006
Kendall Smith	2007-08
James Esco	2009
Chad Abram	2010-13
Owen Harris	2012
Donovan Todd	2013
Cameron Budde	2014
Lorenzo Featherston	2014-15
Jack Steed	2016
Zachary Weber	2017
Michael Barulich	2018
Joseph Garcia	2018
Nolan McDonald	2019
Grant Glennon	2020
Ben Ostaszewski	2020
Joe Lang	2021
AJ Cottrill	2022-25

42

Dan McClure	1947
Walter Foy	1948-49
George Edmiston	1949
Nelson Italiano	1950-52
Rod Ward	1954
John Griner	1955
Frank Scheible	1956
Carmen Battaglia	1957
Pappy Rozman	1958
Paul Andrews	1959-61
Ralph Norman	1962
Dave Hall	1963
Les Murdock	1963-64
Alan LaMarche	1965
Bill Cheshire	1967-69
Ron Ratliff	1970-72
Brian Blizzard	1973
Joe Camps	1973-76
Hector Gray	1977
Monk Bonasorte	1977-80
Quent Reed	1981
Cletis Jones	1982-85
Reno Fells	1986
Felton Cook	1987
John Merna	1987-88
Amp Lee	1989-91
Mike Gibson	1992
Jermaine Green	1993-95
Kwaesi Palmer	1996-97
Jerel Hudson	1998-02
Anthony Bredwood	2003
Kenny Ingram	2004-05
Seddrick Holloway	2007-08
Marcus Gadson	2008
Ronald Britzius	2009-10
Cory Cox	2011
Lamarcus Brutus	2011-15
Shayne Broxsie	2013
Isaiah Denman	2016
Richard Garzola	2017
Garrett Murray	2018-22
Jaleel McRae	2019, 21
Deonte Williams	2020
Harold Stubbs IV	2022-24
Brunno Reus	2025

43

Ken MacLean	1947-49
Dick Turk	1949
Wayne Benner	1950-51
Roland Moore	1952
Buddy Newsome	1952
Bob Barber	1953-54
Emil Abood	1955-56
Lou Manning	1957
Fred Pickard	1958-59
John McConnaughhay	1960-61
Dick Raduenzel	1961
George D'Allesandro	1962
Howard Ehler	1963-65
Hal Montgomery	1966-68
John Montgomery	1969-71
Earl Humes	1972-74
Hector Gray	1978-79
Homer Thomas	1980
Brian McCrary	1981-84
Reno Fells	1985
LeRoy Butler	1986
John Wyche	1986
Ray Gibson	1987
Bill Mason	1988-90
Eric Smith	1991-94
Ronney Daniels	1995
Jason Poppell	1995-96
Bill Gramatica	1997
Billy Rhodes	1998
Randy Golightly	1999-01
Bryce Cox	2001
Torrance Washington	2002
Gordy Reid	2003
Joe Manning	2004
John Peacock	2004
Graham Gano	2005-08
Vincent Zann	2007-08
Anthony Porterfield	2009-12
Nigel Terrell	2010
Glenn Hall	2011
Frank Nicholas	2011-12
Peter Ciappetta	2013
Desmond Hollin	2013-14
Ebo Entsuah	2013-14
Xavier Hurge	2015-16
Jake Duff	2016-17
Joseph Schergen	2018-19
Keoki Abasial	2020
Jaylon McCluster	2020-21
Mac Chiumento	2022-25
Danj Altine	2023
Gav Holman	2024-25

44

Bill Benz	1947
Buddy Strauss	1948-49
Mike Sellers	1950-51
Ray Inlow	1952
Gene Kahlich	1952
Bud Leonard	1953-55
Eddie Johnson	1956-57
Jim Calhoon	1958-59
Ed Parker	1960
Marion Roberts	1961-63
Jim Mankins	1965-66
John Pittman	1967-68
Buddy Gridley	1969-71
Hodges Mitchell	1972-73
Larry Key	1974-77
Ricky Williams	1979-82
Chuck Wells	1983-86
Pete Bazos	1985
John Wyche	1987-90
William Floyd	1991-93
Daryl Bush	1994-97
Bradley Jennings	1998-01
Sam McGrew	2002-05
Sean Compton	2005
Marcus Ball	2006
Erik Stapleton	2007
Maurice Harris	2007-09
Ricky Yates	2009
Will Tye	2010-12
Derek Williams	2011-12
Cameron Ponder	2013-14
DeMarcus Walker	2013-16
Chandler Marshall	2017
Grant Glennon	2018-19
Brendan Gant	2019-20
Joshua Farmer	2021-23
Jaden Jones	2024-25
Nick Roebas-Bass	2024

45

Fred Schneider	1947
Al Tharpe	1948
Charles Farrior	1948
Curt Campbell	1949-52
Bob Bates	1953
Bob Morris	1954
Roger Brownlee	1979-81
Isaac Williams	1982-85
Reggie Johnson	1986-87
Kirk Carruthers	1988-91
Henri Crockett	1992-96
Lamont Green	1997-98
Darnell Dockett	1999-03
Chad Canfield	2004
Charlie Graham	2005-07
Michael Hellman	2008
Shawn Powell	2008-11
Jim Dolan	2011
Nathan Slater	2012-13
Will Burnham	2012-14
Delvin Purifoy	2014-17
Demetrius Artis	2018
Tyler Gilroy	2019
Preston Daniel	2020-23
Tylus Hancock	2020-21
Danj Altine	2022
Lamont Green Jr.	2023-24
Luke Douglas	2024-25

46

Chris Kalfas	1947
Joe Marcus	1948
Johnny Thombleson	1948
Frank Marcus	1949
Jack Phillips	1950
Gene Bridges	1951
Tom Nadrich	1951
Stan Dobosz	1952-53
Burt "Buddy" Reynolds	1954
Charlie Huggins	1967
Arthur Munroe	1968
Brian Bengtson	1970-71
David Miles	1972-73
Detroit Reynolds	1973
Lee Nelson	1974-75
Ivory Joe Hunter	1976-79
Mark Rodrigue	1980-81
Stuart Wyatt	1982-84
Felton Hayes	1984-88
Ray Bell	1989
Keith Jones	1990
Derrick Clark	1991
Phil Labedzki	1992
Travis Sherman	1992-95
Tommy Polley	1996
Michael Hamilton	1998-99
Gennaro Jackson	2000-01
Nate Hardage	2002-03
Barry Wright	2004-05
Anthony Houllis	2005-07
Antonio White	2007
Vince Williams	2008
Vincent Zann	2009-10
Jonathan Johnson	2010-12
Joe Harmon	2011-12
Paul Aloise	2013
Kain Daub	2014
Jayon Young	2014-15
Daniel Maddox	2016
John Moschella	2017-18
DJ Lundy	2020-22
David Stickle	2020
Ashton Bracewell	2023-24

47

Al Tharpe	1947
Monte May	1948-50
Bill Whaley	1951-52
Willie Gardner	1954
Joe Benson	1966-68
George Davis	1969-70
Chip Harris	1970
David McNish	1971
Brian Bengtson	1972
David McGinn	1973
Joe Joyner	1974
Nat Terry	1974-77
Tim Koehnemann	1978
Bryan Cobb	1979-80
Brian Williams	1980-84
Stuart Wyatt	1985
Kevin Grant	1985-89
William Floyd	1990
James Roberson	1991-94
Vernon Crawford	1995-96
Keith Cottrell	1997-00
Xavier Beitia	2001-04
Korey Mangum	2005
Mister Alexander	2006-07
Nick Moody	2008
Michael Schill	2009
Jonathan Wallace	2009-10
Tank Sessions	2010-11
Cory Cox	2012
Kory Burnett	2013
Stephen Gabbard	2014-17
Joseph Garcia	2017, 19
Carter Boatwright	2020-21
Marshall Hilaman	2020-21
Jimmy Casey	2022-23
Donny Hiebert	2023-25

48

Jim Costello	1947
Layman Bond	1948
Bob Johnson	1949
Raulie Raulerson	1949
George Storey	1950
Ronnie King	1951
Troy Barnes	1952
Len Swantic	1953-54

ALL-TIME JERSEY NUMBERS

James Jarrett	1968-71
Randy Coffield	1972
Don Huzzie	1972
Mike Norman	1972
Ralph Petrillo	1972
Rocky Graziano	1973
Larry Jones	1974
Greg Pittman	1974
Steve Vickers	1974
Mark Lyles	1976-79
Prince Matt	1980-84
David Palmer	1984-87
Frank Romeo	1987-88
Willie Pauldo	1989-91
Todd Rebol	1992-95
Bryne Malone	1996-98
Alonzo Jackson	1999-02
Chris Hall	2003-05
Recardo Wright	2006-09
Daniel Gard	2009-10
Jeff Luc	2010-11
Glenn Hall	2012
Dixon Phillips	2012
Dorsey Moore	2013-14
Junior St. Louis	2013-14
Vernon Norwood	2015-16
Ben Hoyle	2017
Armani Kerr	2018-19
Caden Cunningham	2020
Jarrett Jackson	2020-21
Jackson West	2021-24
Jayden Bradford	2023-24

49

Charles McMillan	1947
Dan McClure	1948
Dick Williams	1948
Harry Bringger	1949-52
Irvin Barwick	1952
Sonny Shroyer	1953
Leon Bryant	1954
Terry Eagerton	1967-68
Guy Glisson	1969-71
Bill Johnson	1972
Bruce Bell	1973
Brooks Burroughs	1974
Steve Vickers	1975
Ernie Washington	1976
David Hanks	1977-78
Ken Burnett	1979
Herbert Butler	1980
Tony Smith	1981-82, 84-85
Dayne Williams	1986-88
Jason Peirce	1989-92
David Walker	1993
Eric Black	1993
John McCorvey	1994
James D'Amico	1995
Bobby Rhodes	1996-99
Brett Cimorelli	2000-03
Brandon Myers	2001-02
Chad Canfield	2003
Joe Surratt	2004
Anthony Kelly	2005-07
Jonathan Person	2006-07
Benjamin Lampkin	2006-08
Brandon Jenkins	2009-11
Donald Chenault	2012
Colton Woodall	2012-13
Jake Romano	2013
Andre Walker	2014
Jonathan Hernandez	2014-15
Brandyn Musgrave	2015
N'Namdi Green	2016
Cedric Wood	2016-19
Alex Mastromanno	2020
James Rosenberry Jr.	2021-23
Weston Edwards	2024

50

Chris Banakas	1947
Dub Kendrick	1948-50
Ralph Atwell	1951
Nat Polak	1951-52
Gerald Rooks	1953
Leo Baggett	1954
Bob Crenshaw	1955
Bo Davis	1956
Paul Slaton	1957
Ken Kestner	1958
Bill Brown	1959
Bruce Darsey	1960-61
Billy Joe Janes	1966
Dick Johnson	1967
Dale McCullers	1967-68
Dan Whitehurst	1969-72
Bert Cooper	1973
Tom Cooper	1973
Dan Fucarino	1974
Bill Sawyer	1974-76
Ron Simmons	1977-80
J.D. Dowell	1981
Ron Moore	1982-83
Doug Hill	1983
Don Desenso	1984-85
Steve Sellers	1985
John Brown	1986-89
RETIRED for Ron Simmons	**1988**

51

Ed Dilsaver	1947
Norman Eubanks	1948-50
George Kirby	1951
Bobby Walker	1951
Don Powell	1952-54
Hobo Ackerman	1955
Mel Pope	1956
Ramon Rogers	1957
Bo Davis	1958
Jim Worthington	1959
Larry Hood	1960-61
Y.C. McNease	1962
Wallace Cooley	1962
Joe Avezzano	1963-65
John Richardson	1966
Bill Hughes	1967-69
Robert Carden	1970
Bobby Howell	1970-71
John Henry Davis	1972
Dan Fucarino	1973
Mitch Skinner	1973
Ricky Blythe	1974
Aaron Carter	1974-77
James Gilbert	1978-81
Richard Cullifer	1982-84
Marty Riggs	1984-87
Robbie Baker	1988-92
Kevin Long	1993-97
Ronald Boldin	1998-01
Lee Weaver	2002
Buster Davis	2002-03
Jae Thaxton	2004-06
Randall Cox	2007
Jeremiah Thompson	2007-08
Aaron Gresham	2008-09
Giorgio Newberry	2011-12
Bobby Hart	2011-14
Josh Brown	2016-19
Baveon Johnson	2016-21
Chase Oliver	2020-22
Antavious Woody	2022
Timir Hickman-Collins	2024
Luke Petitbon	2025

52

Bill Kratzert	1947
Chris Banakas	1948-49
Cliff Powell	1950
Roger Slabaugh	1951
Everett Donaldson	1952
Jimmy Messinese	1952-53
Bill Cullom	1954
Troy Barnes	1955-57
John Bell	1958
Don Sellers	1960
Chuck Robinson	1961-63
Ken Frazier	1964
Wayne McDuffie	1965, 67
Harvey Zion	1966
Mike Sammons	1968
Craig Sowers	1969-70
Reese Rainey	1971
Rocky Saldana	1972-73
Gino Bennie	1974
Alan Risk	1976
Fred Igaz	1977
Bryan Cobb	1978
Dmitri Rigas	1978
Willie Andrusko	1979-80
Sam Restivo	1980-83
John Eaford	1984-88
Robert Stevenson	1988-92
Daryl Bush	1993
Demetro Stephens	1994-98
Antoine Mirambeau	1998-02
Brodrick Bunkley	2003-05
Jeremy Franklin	2006-07
Rodney Gallon	2008
Bryan Stork	2009-13
Ukeme Eligwe	2013-14
David Robbins	2015-17
Jamario Mathis	2017
Christian Meadows	2018-19
Armani Kerr	2020
Robert Scott Jr.	2020-24
George Wilson Jr.	2021-22
DD Holmes	2024
Ashton Bracewell	2025
Chavez Thompson	2025

53

Bill Quigley	1947
Ed Fox	1948-49
Jerry Morrical	1949
John Hedrick	1950
Charlie Brown	1951-52
Marrell Hathcock	1953
Leonard Philion	1955
Stu Keith	1956-57
Ramon Rogers	1958-59
Joe Rodgers	1961
Bill Daly	1962-63
David Pitts	1964-65
Tony Sewell	1966
Bobby Burt	1967
Randy Cassady	1968
Jay Stokes	1969-71
Melvin Scruggs	1972
Jim Welch	1972
Danny Greene	1973
Brian Schmidt	1973-76
Ronnie Crawford	1977
Paul Piurowski	1977-80
Jerry Riopelle	1981-84
Odell Haggins	1985-89
Dulack Guerrier	1990
Clay Shiver	1991-95
Corey Simon	1996-99
Devaughn Darling	2000
Sterling Lovelady	2011-13
Peter Ciappetta	2012
Joshua Peters	2015-17
Ja'len Parks	2018-19
Maurice Smith	2019-24
Tyler Gilroy	2020
Cortez Andrews	2021
Brandon Torres	2023-25
Alex Nocco	2025

54

D.L. Middlebrooks	1947
Hugh Adams	1948-49
Don Linton	1950-51
John Murchek	1951
James Dean	1952
Al Pacifico	1953-54
Lester Little	1955
Ron Clark	1957
Jack Hardy	1958-60
Orrin Cope	1961
Joe Avezzano	1962
Jay Mac Matthews	1963
John Stephens	1964-66
Mike Fields	1966
Jim Bracken	1967
Ronnie Montford	1967
Bobby Burt	1968-69
Mike Glass	1970
Keith Ottman	1971
Brooks Burroughs	1972
Jim Dundala	1972
Melvin Scruggs	1973
Garis Shaw	1973-74, 76
Arthur Scott	1977-80
Tommy Young	1981-82
Todd Milton	1983
Orlando Miles	1983-84
Mike Hittinger	1984
Shelton Thompson	1985
Bryan Law	1986
Wes Harris	1986-87
Lamar Williams	1987
Phil Ferrell	1988-89
Scott Player	1990
Kevin Adams	1991-92
Rick Anteau	1993
Greg Spires	1993-94
Jarad Moon	1996-00
Olayemi Okegbola	1997
Milford Brown	2001
A.J. Nicholson	2002-05
Paul Griffin	2006-08
A.J. Land	2009-10
Tim Thompson	2011
Tre' Jackson	2011-14
Dorian Earley	2013
Alec Eberle	2015-18
Ricardo Watson	2019
Byron Turner Jr.	2021-24
Kayden Lyles	2022
Jaylen Early	2023-24
Chastan Brown	2025

55

Bob Browning	1947
Jug Coleman	1948
Duke Maltby	1949-50
Gordon Davis	1951
George Boyer	1952-53
Jack Edwards	1962-64
Bob Urich	1965
Ted Mosley	1966-68
Ed Gibson	1967
Jay Stokes	1968
Dan Roatche	1969
Allen Dees	1969-72
Phil Jones	1973
Greg Pitt	1973
Milt Wilkerson	1974
Paul Bibler	1974
Mike Stewart	1975
Gil Wesley	1976-79
John Houston	1980-82
Jesse Solomon	1983
Fred Jones	1983-86
Chris Nicolas	1988
Sterling Palmer	1989
Marvin Jones	1990-92
Reinard Wilson	1993-96
Brian Allen	1997-00
Eric Moore	2001-04
Derek Nicholson	2005-06
Craig Yarborough	2007
Jamar Jackson	2007-10
Jacobbi McDaniel	2011-13
Ira Denson	2013
Chad Mavety	2014-15
Fredrick Jones	2015-18
Dontae Lucas	2019-21
Derrick McLendon II	2019-21
Qae'shon Sapp	2022-23
Ayobami Tifase	2022
Braden Fiske	2023
Jayden Parrish	2024
Gunnar Hansen	2025
Kevin Wynn	2025

56

Fred Boris	1947
Chris Kalfas	1948
Bob Duckworth	1949, 52
Sam Baker	1950
Dossey Merritt	1951
Tom Feamster	1954
Joe Kinnan	1966
Henry Lohse	1967
Bill Lohse	1968-70
John Murphy	1971-74
Dickie Vasquez	1975
Jimmy Heggins	1976-77
Joe Demarest	1978
Dmitri Rigas	1979
Jim Thompson	1980
Jerry Coleman	1980-81
Joe Kostka	1982-83
Dave Schrenker	1984-86
Paul Collison	1987
Ronnie Byrom	1987-88
John Nance	1989
Matt Ferguson	1989-90
Sterling Palmer	1990-92
Sam Cowart	1993-96
Roland Seymour	1997-00
Ray Piquion	2001-04
Jeremy Franklin	2005
Kendrick Stewart	2005-09
Mickel Pringle	2010-11
Trey Pettis	2011-12
Derrick Mitchell	2011-12
Novisa Petrusich	2014-15
Emmett Rice	2016-19
Ryan Roberts	2019
Zane Herring	2020-22
Patrick Payton	2021-22
KJ Sampson	2023-25
Tye Hylton	2024-25

57

Dick Williams	1947
Bill Earnhart	1948
Jack Jones	1948
Glenn Allen	1949
Earl O'Neal	1950-52
Charles Clark	1951
Ronnie King	1953-54
Joe Kinnan	1967
Ron Lowe	1968-69
Steve Bratton	1970-73
Blaise Boscaccy	1974
Steve Hanks	1974
David Hanks	1975
Cedric Wyatt	1976-77
Keith Baker	1978-80
Tim Mitchell	1980-82
Doug Hill	1982, 84
Dave Schrenker	1983
Jesse Solomon	1984-85
Ronnie Byrom	1986
Jimmy Holton	1986
Phil Carollo	1986
Corey Senior	1987-88
Chris Keen	1989
David Whittington	1989
John Nance	1990-93
Eric Thomas	1995-99
Yusuf Shakir	1998
Michael Boulware	2000
Robert May	2001-02
Matt Heinz	2001-04
Jesse Cole	2004
Brandon Davis	2006-07
Holmes Onwukaife	2010-11
Philip Doumar	2013
Corey Martinez	2014-18
Axel Rizo	2019
Jack O'Keeffe	2021
Aaron Hester	2022-24
Micah Pettus	2025

58

C.N. Proctor	1947
Jim Costello	1948
Rin Grossman	1949
John Newland	1949
Harold Farmer	1950
Carmine Lombardi	1950
John Karlowicz	1951-52
Richie Jones	1967
Steve Gildea	1968-70
Andy Schmidt	1971
Greg Pounds	1972-74
Waldo Williams	1975
Arthur Scott	1976
John Madden	1977-80
Henry Taylor	1981-84
Thomas Harp	1985-87
Chris Nicolas	1986-87
Nick Ekonomou	1988-89
Phillip King	1990
Dan Footman	1990-92
Peter Boulware	1993-96
Jamal Reynolds	1997-00
Michael Boulware	2001-03
Dumaka Atkins	2004-07
Jay Culpepper	2007
John Jones	2008
Dan Hicks	2009-11
Austin Weller	2012
Ryan Alicea	2012-13
Ryan Arnold	2013-14
Josh Newman	2015
Dennis Briggs	2018-20
Devontay Love-Taylor	2020-21
Emile Aime	2021-24
Bless Harris	2022-23

59

Leonard Gilberg	1947
Bob Schmelz	1948-51
George Spurling	1949
Bob Crenshaw	1952-54
Frank Loner	1966-68
Larry Strickland	1969-72
Scott Meseroll	1973-74
Fred Miller	1976
Robert Harris	1979
Donnie Read	1980
Scott Merson	1981-83
Tim Flasher	1984
Keith Carter	1985-89
Brian Xanders	1991
Sean Beavor	1991
Andy Crowe	1992-95
Ed Mitchell	1998
Charles Howard	2000-04
Neefy Moffett	2005-08
Henry Orelus	2009-12
Andrew Wright	2013-14
Ryan Hoefeld	2013-16
Brady Scott	2017-21
Xavier Peters	2018
Colin King	2022

60

Clice Yancey	1947
Bill Hoppe	1950
Bob Whitmer	1951
Norman White	1952
Jim Olsen	1953-54
Leo Baggett	1955-56, 58
Don Speirs	1957
Frank DeFrancesco	1959
Ferrell Henry	1960-63
Larry Williamson	1964-66
Barry Rice	1967-70
Clint Parker	1971-72
Dave Porter	1973
Bill Johnson	1973
Ken Harrison	1973
Mike Kissner	1974-76
Jeremy Mindlin	1977
Scott McLean	1978-81
Stan Gavin	1982
John Powell	1982
Tim Flasher	1983
John Bamber	1983-85
Ken Carr	1986
Mike Morris	1987-91
Marvin Ferrell	1992-93
Anthony Phillips	1994-95
Tarlos Thomas	1996-00
Andrew Henry-Kennon	2001-03
Ryan McMahon	2006-10
Jacob Fahrenkrug	2011-13
Cody Jay	2014
Andrew Boselli	2016-17, 19-20
Peyton Naylor	2023-25

61

Lawrence Mero	1950
Ernie Nagy	1951
Tom Moore	1952
Tommy Thompson	1954
Jerry Jacobs	1955
Joe McGee	1956-58
Dave Stanley	1960
Jeff Klores	1961-62
Jack Shinholser	1963-65
Gene Williams	1964
Chuck Elliott	1966-68
Jim Sawyer	1969
John Essex	1969-70
Phil Arnold	1971-73
Wade Johnson	1974, 76-77
Brent Brock	1978-80
Dan Morris	1981-84
Mark Barron	1985
Jim Hendley	1985-86
Jim Bekas	1987-89
Eric Gibbs	1989-92
Dale Valente	1994-96
Montrae Holland	1998-02
Garrison Sanborn	2004-05
Tyler Graves	2006
Blake Snider	2009-11
Myles Davis	2012-13
Anthony Valdes	2014-15
Harrison Frank	2016
Jalen Goss	2018-21
Mason Arnold	2023

62

Earl McPherson	1950
Jerry Ellenwood	1951
Ted Williams	1952
Al Makowiecki	1953-54
Bill Brown	1956
Al Ulmer	1957-59
Jim Sims	1960
Ron Hammond	1961
Steve Slay	1962-63
Gene Parish	1963
Howard Lurie	1964-65
Dan Douglas	1966
Beryl Rice	1967
Theron Bass	1968-70
David Miles	1971
Bob Jones	1972-74
Abe Smith	1975
Billy McPhillips	1976
Bruce Harrison	1977
Charles Ferguson	1978-79
Eric Ryan	1979-82
Pablo Lopez	1983
Mike Izdebski	1984
Jason Kuipers	1985-88
Troy Sanders	1989-92
Mike Miller	1993
David Walker	1994-95
David Castillo	2000
B.J. Dean	2001
Cory Niblock	2002-06
Rodney Hudson	2007-10
Austin Barron	2011-14
Ethan Frith	2015-17
Alexander Strozier	2019
Dylan Black	2020-21

63

George Spurling	1950
Walter Morris	1950
Ted Morrill	1951
Mac Huey	1952
Lou Manning	1953
Jimmy Trado	1954
Abner Bigbie	1957
Terry Moran	1958-59
Gene McDowell	1960-62
Bill McDowell	1963-65
Richard McLean	1966-67
George Montgomery	1968-70
Vic Rivas	1973
Harold Cheeseborough	1973
Jon Thames	1973-76
Tom Coll	1977
Carlton Jones	1977
Lee Adams	1978-80
Ricky Render	1981-83
Jason Kuipers	1984
Brian Slack	1984
Mark Salva	1984-87
Reggie Dixon	1987
Jason Dillaberry	1988-92
Matthew Siner	1993
Dennis Green	1996
David Castillo	2001-05
A.J. Ganguzza	2007-10
David Dekle	2011
Chase Underwood	2012
Mitchell Zak	2013
Larry Levy	2014
Tanner Adkison	2017-19
Cole Newsome	2020
Zach Hannaford	2021
Jeremiah Byers	2023-24
Mario Nash Jr.	2025

64

Leslie High	1950
Chuck Sanders	1951
Dan Strickland	1952
Ray Staab	1953-54
Bob Thomas	1955
Bud Leonard	1956
Jim Rogers	1957
Ray Lamb	1958-60
Jim Sims	1961
Bruce Darsey	1962
David Pitts	1963
Dave Braggins	1964-66
Stan Walker	1967-69
Charlie Musser	1970-71
Jeff Gardner	1973-75

ALL-TIME JERSEY NUMBERS

Keith Tuten	1976
Robert Thompson	1977
Jarvis Coursey	1978-81
Jamie Dukes	1982-85
Magdi El Shahawy	1986-88
Robert Williams	1989
Jeff Deremer	1990-92
Kendrick Scott	1991-92
Ed Galloway	1992
Tim Johnson	1994-95
Justin Amman	1996-00
Matt Meinrod	2001-05
Marcus Ford	2006-07
Josh Tate	2008
Emory Mandala	2010
Dax Dellenbach	2010-12
Willie Smith	2016
J.T. Mertz	2017
Chris Graham	2020
David Stickle	2021-23
Jacob Rizy	2024-25

65

Jimmy McDonald	1952
Vince Gibson	1955
Mark Trafton	1956
Bob Fountain	1957
Lou Barona	1958
John Levings	1960-62
Jerry Wooten	1963
Dave Hall	1965
Ken Hart	1965
Dale McCullers	1966
Bill Dew	1967
Joe Strickler	1968
Bill Shaw	1969
J.W. McKinnie	1970-71
Tom Prestwood	1972-73
Billy McPhillips	1973-74
Robert Thompson	1976
Dmitri Rigas	1977
Trent Barnes	1978-80
Darryl Gray	1981-85
Hayward Haynes	1986-90
Billy Glenn	1991
Chad Bates	1993-96
Eric Broe	2001-04
Garrison Sanborn	2006-07
Zack Aronson	2008-09
Russell Eldridge	2010
Ruben Carter	2011-14
Mike Arnold	2016
Rod Orr	2021-22
Andrè Otto	2023-25

66

Ronnie King	1952
Al Pacifico	1955-56
Bob Douglas	1957
Joe Russo	1957
Denny Schou	1958
Ken Kestner	1959-60
Frank DeFrancesco	1961
Dick Hermann	1962-64
Carlie McNeil	1965
Pat Coughlin	1966
Roger Hanlon	1966
Ken Hart	1966-68
Craig MacKenzie	1968
Joe Strickler	1969-71
Vic Johnson	1972
Tom Chandler	1973
Jay Caven	1974
Curtis Harris	1974
Charlie Barnes	1975
Mike Stewart	1976-78
Redus Coggin	1979-81
Parrish Barwick	1982-86
Scott Schilbrack	1987-90
Lewis Tyre	1991-95
Marcello Church	2001
Cornelius Lewis	2004-05
Philip Browning	2007
Jacob Stanley	2007-11
Joshua Rodriguez	2009-10
Keith Weeks	2012-16
Andrew Basham	2018
Ben Ostaszewski	2021-24

67

Dossey Merritt	1952
Robert Elliott	1955-56
Jerry Graham	1957
Jim Rogers	1958
Bob Smith	1960
Jerry Bruner	1961-63
Phil McKinnon	1964
Mike Bugar	1965-68
Ned Jaros	1968
Mike Sammons	1969-70
Collis Dennison	1973
Osborn Brown	1973
Harold Cheeseborough	1974
Gary Rose	1974-76
Brent Brock	1977
Mark Macek	1977-80
Mike Hutto	1981-82
Ulysses Roberson	1983-85
Mark Barron	1986
Joe Jordan	1986
Kevin Mancini	1988-91
Juan Laureano	1992-95
Ross Brannon	1996
Chris Korb	1997
Josh Baggs	1998-01
John Frady	2003-06
Andrew Datko	2008-11
Daniel Glauser	2012
Reginald Dixon	2013
Cody Jay	2013
Adam Torres	2014-18
Thomas Shrader	2020-23
Richie Leonard IV	2024-25

68

Tom Sebring	1952
Ted Williams	1956
Sid Ingram	1956
Jon Jenkins	1957
Stu Keith	1958
Abner Bigbie	1959-60
Bill Daly	1961
Chester Womack	1962
Joe Parrish	1962-65
John Douglass	1966
Larry Pendleton	1966-68
Ken Hughes	1968
Steve Beville	1970
Harry Slagle	1973
Ed Brodzik	1973-74
Alan Risk	1974-75
Abe Smith	1976-78
Jeff Field	1978-81
Lenny Chavers	1981-85
Michael Tanks	1986-89
Troy Sanders	1988
John Flath	1990-92
Gideon Brown	1993-94
Jason Whitaker	1995-99
Blake Williams	2001-02
Jacky Claude	2004-07
John Jones	2010
Russell Eldridge	2011
Cody Jay	2012
Brock Ruble	2014
Greg Turnage	2016-17
Jeremy Czerenda	2018-19
Alto Tarver	2021
LaNard Toney	2022-24

69

Ronald Breger	1952
Ted Rodrigue	1955
Patsy Monaco	1957
George Canning	1958
Jesse Lane	1959
Jim Wade	1960-62
Steve Watson	1963
Mike Brady	1964
Ed Pope	1964-66
Gary Semanchik	1968
Tom White	1968-70
Bobby Anderson	1971-72
Bruce Harrison	1973-75
Mike Good	1976-79
Darryl Kershaw	1980
Tom McCormick	1981-83
Joey Ionata	1984-88
Eric Gibbs	1988
Tyrone Barber	1989
Patrick McNeil	1990-94
Gideon Brown	1995
W.D. Rodeffer	1999
Mike Shaw	2001-02
Cory Brookins	2004-06
Anthony Grosso	2007
Chris Revell	2009-11
Adam Holup	2012
Garrett Scott	2013
Barrett Kernon	2014-15
Landon Dickerson	2016-18
Robert Elder IV	2019-21
Kanaya Charlton	2022-23
TJ Ferguson	2024

70

Don Powell	1955
Bob Thomas	1956, 59
Jerry Lane	1957
Joe Wallis	1957
Jim Worthington	1958
Bob Morrow	1959
Tom Slicker	1960-62
Dick Hasselbart	1963
Larry Strobel	1963
Del Williams	1964-66
Tom White	1967
Tony Sewell	1967-68
Roger Minor	1969
Bill Henson	1970-71
Jim Malkiewicz	1972-73
Vic Rivas	1974-76
Greg Futch	1977-80
Pat Woolfork	1981
Todd Stroud	1982
Roger Agne	1982-85
Tony Yeomans	1986-89
Corey James	1991
John Donaldson	1992-93
Mark Jackson	1993
Tra Thomas	1994-97
Corey Whitaker	1999
Alex Barron	2000-04
Philip Browning	2005-06
Antwane Greenlee	2007-10
Kevin Dehlinger	2011
Sean Hector	2011
Josue Matias	2011-14
Cole Minshew	2015-19
Lloyd Willis	2020-22
Casey Roddick	2023
Manasse Itete	2024-25

71

Charles Kicklighter	1955
John McClelland	1956
Steve Holton	1956-57
Bob Swoszowski	1958-59
Jim Sims	1962
Darrell Willett	1963-64
Ken Johnson	1965
Keith Albritton	1966
Harvey Zion	1967-68
Wayne Spence	1969-70
Jimbo Hensley	1971
Bob Anderson	1972
Herman Brown	1974
Tom Rushing	1974-77
Barry Voltapetti	1979
Bob Merson	1979-82
Todd Stroud	1983-85
Steve Sellers	1986
Jack Allen	1986-87
David Whittington	1988
Tyrone Barber	1988
Toddrick McIntosh	1989
Robert Williams	1990-91
Corey James	1992
Todd Fordham	1992-96
Jerry Carmichael	1996-00
Brian Ross	2001-04
Evan Bellamy	2006-09
Garan Bertrand	2010
Ben Gatewood	2011
Menelik Watson	2012
Alec Eberle	2014
Brock Ruble	2015-17
Chaz Neal	2018-20
Christopher Williams	2021
D'Mitri Emmanuel	2022-23
Ja'Elyne Matthews	2025

72

Dan Strickland	1957
Jeff Chapman	1967
Randy Logan	1967-69
Shane Gibbs	1970-72
Smokey Ragins	1973-75
David Jones	1976
Doug Dane	1977
Ken Lanier	1977-80
Jim Thompson	1981
Mike Blue	1982
J.D. Dowell	1982-84
John Brown	1985
Bryan Law	1985
Pat Tomberlin	1985-88
Steve Allen	1989-91
Mark DeWitt	1992
Larry Fleming	1992-94
Jeremy Brett	1995
Ronald Boldin	1997
Brett Williams	1998-02
Ron Lunford	2003-05
Budd Thacker	2006-09
Daniel Foose	2010-12
Roland Gutierrez	2011
Barrett Kernon	2013
Kareem Are	2014-16
Mike Arnold	2017-19
Julian Armella	2022-24
Josh Raymond	2025

73

Bill Musselman	1955-57
Bill Brown	1958
Bob Douglas	1958
Bill Jacobs	1958
Steve Klesius	1959-61
Avery Sumner	1962-64
Mike Belbeck	1964
Larry Kissam	1965-66
Duke Johnston	1967-69
Dan Daniels	1971-72
Paul Oglesby	1972-73
Dan Corcoran	1974
Randy Coffield	1975
Danny Collier	1978
Chris Nickrenz	1979
Barry Voltapetti	1980-81
Jim Thompson	1982-84
Anthony Williams	1985-86
Anthony Johnson	1987
Reggie Dixon	1988-91
Greg Frey	1991-95
Clay Ingram	1996-99
Bobby Meeks	2000-04
Shannon Boatman	2006-07
Jay Culpepper	2008
Rhonne Sanderson	2008-11
Neil Goldsmith	2010
Jacob Schmidt	2012
Joseph Hernandez	2013-15
Jauan Williams	2016-19
Jaylen Early	2022

74

Willie Gardner	1955-56
Mel Pope	1957
Clare "Bud" Bagnell	1958
Bill Booth	1959
Bill Tyre	1960-62
Henry Rappe	1963
Ken Johnson	1964
Jay Mac Matthews	1964-66
Chris Palmer	1967
Robert McEachern	1968-70
Don Sparkman	1971-73
Jim Keyton	1974-75
Paul Phillippy	1976-77
Mike Coleman	1978
Danny Collier	1979-81
Eric Hector	1982
Randy Carter	1982-84
Pablo Lopez	1984-86
Henry Ostaszewski	1987-91
Roosevelt Givens	1991
Danny Campbell	1993-95
Otis Duhart	1997-01
Dontrell Stills	2004
Geoff Berniard	2004-07
Joe Tonga	2008
John Prior	2009
Cameron Erving	2010
Jonathan Wallace	2011-13
Derrick Kelly	2014-18
Jay Williams	2019
Jonathan Daniels	2024-25

75

Bob Barber	1955
Bill Booth	1956
Paul Smith	1957
Dan Strickland	1958
Don Donatelli	1959-61
Jack Revell	1962
Dale MacKenzie	1962-64
Rommy Vistart	1965
Wayne Johnson	1966
Bill Rhodes	1966-68
Richard Amman	1969-71
Mike Glass	1972
Jay Caven	1973
Doug Dane	1973-76
Mike Kettman	1974
Tom Brannon	1977-81
Herbert Harp	1982-83
Ed Harden	1984
Tim Hebron	1984-86
Joe Ostaszewski	1987-91
Enzo Armella	1991-94
Billy Rhodes	1995-97
Char-ron Dorsey	1998-00
Mario Henderson	2003-06
Will Furlong	2007-08
Gregory Pierre	2009
Philip Doumar	2009-12
Hunter Thomason	2011
Cameron Erving	2012-14
Abdul Bello	2015-19
Dillan Gibbons	2021-22
Keiondre Jones	2023-24
Sean Poret	2025

76

Ray Staab	1955
Bob Keys	1956
Royce Bryan	1957
Jerry Moore	1957
Lou Wallace	1958
Jeff Clark	1959
Marion Bronson	1960
Max Andrews	1961-62
Tom West	1963-64
Donnie Ellers	1965
Jack Fenwick	1966-68
Bill Rimby	1969-71
Phil Jones	1974-75
Walter Carter	1976-79
Alphonso Carreker	1980-83
Steve Gabbard	1984-88
Charles Washington	1989
Eric McGill	1989-92
Brian Erb	1994-95
Walter Jones	1995-96
Ross Brannon	1997-00
Myles Hodish	2003-05
Courtney Abbott	2004-05
Daron Rose	2006-07
Richard Wint	2009
Garrett Faircloth	2009-12
Trey Sumner	2011-12
Marcel Benalcazar	2013-14
Rick Leonard	2016-17
Arthur Williams	2018
Darius Washington	2019-24
Adrian Medley	2025

77

Bill Proctor	1955
Bobby Woodruff	1956
George Boyer	1956-57
John Spivey	1958-59
Bob Thomas	1960
Jessy Odom	1960
Ken Thompson	1961-62
Bob Mangan	1962-65
Jeff Curchin	1966-69
Roger Minor	1970-71
Jim Howard	1972
David Harper	1973
Harry Slagle	1974
Len Harvey	1974
Mark Meseroll	1975-77
Barry Voltapetti	1978
Jeremy Mindlin	1978-79
Chris Nickrenz	1980-82
Dave Roberts	1982
John Ionata	1982-85
Eric Luallen	1986-90
Juan Laureano	1991
Jesus Hernandez	1992-95
Jeremy Brett	1996-98
Ray Willis	2000-04
Jared Martin	2005-06
Zebrie Sanders	2008-11
Larry Levy	2012-13
Roderick Johnson	2014-16
Christian Armstrong	2018-19
Bryson Estes	2021-24

78

John Craig	1955-56, 58
Tony Fekany	1957
Joe Verbinski	1959-61
Darrell Willett	1962
Max Andrews	1963
Charles Pennie	1964-66
Bill Dew	1966
Wayne Johnson	1967-69
Greg Johnson	1973-75
Nate Henderson	1976-78
Mike Coleman	1979-81
Terry Widner	1981-83
Brent Reedy	1984
Willie Tilton	1984-85
Ken Carr	1985
Eric Hayes	1986-89
Johnny Clower	1990-91
Danny Campbell	1992
Marcus Long	1992-96
Donald Heaven	1996-00
Ron Lunford	2001-02
Matt Hardrick	2006
Dustin Tremellen	2007
Josh Tate	2007
Jonathan Johnson	2009
Ben Gatewood	2010
Shayne Broxsie	2010-11
Mike Pulawski	2012
Wilson Bell	2013-16
Ira Henry	2019-21
Daughtry Richardson	2022-23
Jayden Todd	2024-25

79

Jerry Graham	1956, 58
Lou Wallace	1957
Jerry Garman	1959
Mike Blazovich	1960-62
Frank Pennie	1963-65
Frank Vohun	1966-69
Howard Jacobi	1971-72
Bobby Elam	1973
Tony Falvo	1974-75
Louie Richardson	1976-77
Eric Ryan	1978
Garry Futch	1978-81
Mark Sims	1978, 82
Gerald Nichols	1982-86
Gene Houpe	1987-90
Forrest Conoly	1991-95
Todd Williams	1998-02
David Overmyer	2003-07
David Spurlock	2008-11
Michael Scheerhorn	2013
Sean Scott	2015
Josh Ball	2016-17
Jazston Turnetine	2022
Lucas Simmons	2023-25

80

Ron Schomburger	1955-57
Tony Romeo	1958-60
John Wachtel	1961-64
Rod Luce	1962
Stan Croley	1964-65
Doug Gurr	1966-68
Steve Beville	1969
Charlie Hunt	1970-72
Pat Booth	1973
Mike Dely	1973
Joe Thomas	1974
Keith Tuten	1974
Billy McPhillips	1975
Scott Warren	1976-79
Keith Lester	1980
Ellis Singletary	1981
Orson Mobley	1981-82
Terry Warren	1983-87
Reggie Johnson	1988-90
Jesse Moore	1991
Tamarick Vanover	1992-93
Scott Scharinger	1994
Ron Dugans	1995-99
Javon Walker	2000-01
Lorne Sam	2002
Joslin Shaw	2005-07
Jarmon Fortson	2008-10
Rashad Greene	2011-14
Nyqwan Murray	2015-16
Alex Marshall	2017
Ontaria Wilson	2018-22
Goldie Lawrence	2023
BJ Gibson	2024

81

Ham Bisbee	1955-57
Bob Kavanaugh	1958
Bill Tyre	1959
Bob Swoszowski	1960
Cecil Dupree	1960
Bill Tinsley	1961
Don Floyd	1962-64
Paul Williams	1964
H.T. Waller	1965-66
Jim Tyson	1967-70
Phil Cahoon	1972
Ed Beckman	1973-76
Edgar Morales	1977
Zeke Mowatt	1979-82
Craig Jones	1983
David Etheridge	1984
Justin Owen	1984-85
Scott DiMare	1985
Hoffman Brown	1985-86
Phil Carollo	1987-88
Kevin Knox	1989-93
Torledo Wall	1993
Melvin Pearsall	1994-97
Nick Franklin	1998-00
P.K. Sam	2001-02
De'Cody Fagg	2004-07
Caz Piurowski	2008-09
Kenny Shaw	2010-13
Eddie Goldman	2012
Ryan Izzo	2014-17
Alex Marshall	2018-19
Caleb Faris	2019-20
Joshua Burrell	2021, 23
Elijah Moore	2024-25

ALL-TIME JERSEY NUMBERS

82

Jonah Overton	1955
Bill Jacobs	1957
John Slaton	1958-59
George Tillman	1960
Bill Logay	1961
Jim Causey	1962-63
Wayne McDuffie	1964
Jack Fenwick	1965
Jim Carey	1966
Lane Fenner	1966-67
Kent Gaydos	1968
Rhett Dawson	1968-71
Mike Allen	1972-74
Keith Tuten	1975
Keith Singletary	1976
Lawrence Strainge	1978-79
Tony Johnson	1979-83
Randy White	1984-87
Brad Lundstrom	1988-92
Terry Davis	1992-94
Jason Floyd	1995-96
Ryan Sprague	1997
Pooh Bear Williams	1997
Alvin Morrow	1997
Patrick Hughes	1998-02
D.J. Norris	2003-06
Patrick Harrington	2005
John Frady	2007
Taiwan Easterling	2007-08
Nathan O'Jibway	2007-08
Willie Haulstead	2009-13
Davarez Bryant	2013
Bryan LaCivita	2014-15
Naseir Upshur	2016-18
Austin White	2019-21
Carson Pielock	2022-24
Teriq Mallory	2025

83

Bob Fountain	1955-56, 58
Clare "Bud" Bagnell	1957
Gene Schlickman	1957
Paul Raulerson	1959
Don Sellers	1959
Lamar Elton	1960
Dan Eubanks	1960
Marv Riggs	1961
Bill "Red" Dawson	1961-64
Thurston Taylor	1965-67
Ron Wallace	1968-70
Gary Doyle	1971
Bert Cooper	1971-72
Rudy Maloy	1973
Detroit Reynolds	1974-76
Bill Keck	1977
Ron Hester	1978-81
Stanley Scott	1982-85
Dave Roberts	1986-90
John Donaldson	1990-91
Matt Platto	1992
Kamari Charlton	1992-96
Stacy Davis	1997-98
Devard Darling	2000-01
Dominic Robinson	2002
Chris Hall	2002
Robert Hallback	2003
Joslin Shaw	2003-04
Lawrence Timmons	2004-06
Bert Reed	2007-11
Christo Kourtzidis	2012
Dan O'Neill	2013-14
Christian Griffith	2015
Jalen Wilkerson	2015
Bryan LaCivita	2016-17
Jordan Young	2018-21
Zamari McKenley	2023
Tae'Shaun Gelsey	2025

84

David Keene	1955
Bill Kimber	1956-58
Vernon Ehlers	1959-60
Hank Sytsma	1961-63
George D'Allesandro	1963-65
Chip Glass	1966-68
Mike Glass	1969
Gary Parris	1970-72
Randy Coffield	1973-74
Craig Cunningham	1975
Rudolph Thomas	1975
Greg Lazzaro	1976-77
Robert Thompson	1978
Sam Childers	1978-81
Garth Jax	1982-85
Bruce LaSane	1986
Johnny Clower	1987
Bruce Gooch	1988
Warren Hart	1989-92
Jim Patterson	1992
E.G. Green	1993
Robert Morris	1993
Myron Jackson	1994-98
Gennaro Jackson	1999
Justin Tomerlin	2001
Travis Smith	2001-02
Robert Hallback	2004-06
Chase Walker	2007-08
Rodney Smith	2009-12
Isaiah Jones	2013-14
Jalen Wilkerson	2016
Tristan Fineman	2017
Adarius Dent	2018-20
Fernando Padron	2021-22
Kyle Morlock	2023-24

85

Tom Feamster	1955
Bob Nellums	1956-57
Herman Brown	1958
Fred Grimes	1959-61
Fred Biletnikoff	1962
Dale Twitchell	1963
John Hosack	1964
Fred Hudson	1964
Rick Saunders	1964
Pete Roberts	1965
Bill Yeldell	1966
Floyd Ratliff	1967-68
Steve Beville	1968
Bill Shaw	1970-71
Earl Passwaters	1972-73
Dave Porter	1974-76
Grady King	1977-79
David Ponder	1980-83
Phillip Bryant	1984
Pat Carter	1984-87
Johnny Clower	1988-89
Eric Smith	1990
Lonnie Johnson	1990-93
Andre Wadsworth	1994-97
Talman Gardner	1998
Ryan Sprague	1999-00
Jesse Stein	2001-03
Chauncey Stovall	2002
Brett Cimorelli	2004
Richard Goodman	2005-06
Josh Dobbie	2007
Ja'Baris Little	2008-11
James Rhoden	2012
Jeremy Kerr	2013-16
Tyrell Moorer	2018-19
Markeston Douglas	2020-23
Willy Suarez	2024-25

86

Norman Olson	1955
Jim Arnold	1956-57
Jim Daniel	1958-61
Tom West	1962
Wallace Cooley	1963
Buddy Blankenship	1963-65
Jeff Chapman	1966
Randy Hall	1967-70
Mike Glass	1971
Joe Thomas	1972-73
Mark Marshall	1974
Roger Overby	1974-77
Bill Keck	1978-79
Mike Katz	1980
John McLean	1980-83
Steve Cantwell	1984
Carlton Scott	1984-85
Darryl Newman	1989
Eric Shaw	1989
Marvin Ferrell	1990-91
Tyrant Marion	1992-95
Germaine Stringer	1997-99
Matt Munyon	2000
Joey Kaleikini	2001-03
Rod Owens	2005-09
Chris Revell	2012
Tasean Crews	2013
Jeren Kowalewski	2014
Justin Motlow	2014-17
Darvin Taylor	2015-17
Michael Barulich	2019
Parker Self	20-21
Brian Courtney	2022-24

87

Bill Swilley	1955
Roy Jones	1957
John Spivey	1957
Ron Hinson	1958
Fred Rowe	1959
Kip Marchman	1960
Y.C. McNease	1961
Terry Garvin	1963-65
Wayne McDuffie	1966
Jim Brown	1966
Henry Lohse	1966
Bill Yeldell	1967
Frank Edmunds	1967
Jim Rust	1967
Bill Rimby	1968
Ted Zaffran	1969-70
Russ Castleberry	1971
John Palermo	1972-73
John Harmeling	1974
Rudy Maloy	1974-76
Ken McCranie	1977
Phil Williams	1978-81
Orlando Reyes	1982
Gaylon White	1983-87
Felton Cook	1988
Tommy Fagan	1989-90
Aaron Dely	1991
Jeff Beckles	1991
Billy Glenn	1992-94
Kevin Prophette	1995-96
Robert Morgan	1998-02
Matt Root	2004-05
Chase Walker	2006
Caz Piurowski	2007
Cameron Wade	2007-10
David Tyrrell	2012
Jared Jackson	2013-17
Camren McDonald	2018-22
Xavier Johnson	2023-24
Markeston Douglas	2025

88

Peter Curry	1955
Ron Wetherington	1956
Pete Fleming	1957
Jim Hooks	1957, 59
Bob Stewart	1958
Bill Lee	1960
Cliff Gunter	1961-64
John Roberts	1963
Jerry Jones	1965-67
Beryl Rice	1968-70
Johnny Lee	1971
Mike Dely	1972
Larry Jones	1973
Danny Witcher	1974
Willie Jones	1975-78
Jeff Bowden	1979-82
Hassan Jones	1983-85
Anthony Moss	1986
Bruce LaSane	1987-89
Kez McCorvey	1990-94
Derrick Lewis	1997
Carver Donaldson	1997-01
Donnie Carter	2003-05
Edwin Pierre-Pata	2006
Tyler Graves	2007
Jonathan Hannah	2007-08
Beau Reliford	2008-11
Jeren Kowalewski	2012-13
Mavin Saunders	2014-17
Tre'Shaun Harrison	2018-19
Ryan Fitzgerald	2019-24
Kentron Poitier	2020-23
Camdon Frier	2024-25

89

Bob Douglas	1955
Jerry Philp	1956
Jim Elk	1957
Pete Fleming	1958
Jim Alverez	1959
Jerry Lee	1960
Tony Franjesh	1961
John McConnaughhay	1962
Max Wettstein	1963-65
Bob Menendez	1966-67
John Richardson	1968
J.W. McKinnie	1969
Bob Bedford	1969
Bobby Anderson	1970
Kent Corral	1971
Russ Castleberry	1972
Tom McDougal	1973-74
Mark Marshall	1973, 75
John Kilmurray	1974
Collis Dennison	1974
Milton Raysor	1978
Tom Wheeler	1979-83
Steve Rosenbluth	1980
Howard Dinkins	1987-91
Tyrant Marion	1991
Wayne Messam	1992-96
Jason Floyd	1997-98
Brian Sawyer	2000-03
Greg Carr	2005-07
Louis Givens	2008-09
Christian Green	2010-14
Gilbert Henric	2015
Keith Gavin	2016-19
Caleb Ward	2020
Reggie Harden	2021
Jerrale Powers	2022-24
Xavier Perkins	2023-24
Grayson Labiad	2025

90

Dick Hopkins	1972-73
Ricky Blythe	1973
Bert Cooper	1974
Louie Richardson	1975
Edenbur Richardson	1977-79
Allen Dale Campbell	1980-82
Dave Roberts	1983
Grady Martin	1983-85
Lamar Williams	1986
Eric McGill	1988
Scottie McLaren	1989-91
Billy Glenn	1990
Derrick Alexander	1991-94
Greg Spires	1995-97
Kevin Emanuel	1999-03
Aaron Jones	2004-06
Moses McCray	2008-12
Eddie Goldman	2013-14
Demarcus Christmas	2015-18
Tru Thompson	2019-21
Bishop Thomas	2022
Grady Kelly	2024
Darryll Desir	2025

91

John Martin	1958
Nate Henderson	1974-75
Carlton Jones	1978
John Diamantas	1979-81
Willie Tilton	1982
Brent Reedy	1982-83
Anthony Johnson	1984-86
Deondri Clark	1988-92
Michael Hendricks	1992
Tra Thomas	1993
Jeff Womble	1999-03
Emmanuel Dunbar	2005-08
Craig Yarborough	2009
Tank Carradine	2011-12
Pierre Jolicouer	2013
Derrick Nnadi	2014-17
Robert Cooper	2018-22
Ayobami Tifase	2023
Tyeland Coleman	2025

92

David Cloud	1979
Dave Roberts	1981
Mac Lantrip	1982-83
Tom O'Malley	1984-88
Marvin Ferrell	1989
James Roberson	1990
Eric Romano	1991
Matt Platto	1991
Gerald Owens	1992-93
Orpheus Roye	1994
Jerry Johnson	1995-99
Travis Johnson	2000
Josh Charles	2001
Darrell Burston	2002-06
Aaron Gresham	2007
Daniel Parvin	2009
Anthony McCloud	2010-12
Justin Shanks	2013-16
Cory Durden	2017
Liam McCormick	2021-23
D'Nas White	2024

93

David Ellis	1979-80
Rick Houston	1980
Jim Hendley	1982-84
Eric Hayes	1985
Scott Schilbrack	1986
Shelton Thompson	1986-89
Chris Cowart	1990-94
Chris Coding	1993
Chris Walker	1995-99
Eric Powell	2000-02
Chris Bradwell	2003-04
Letroy Guion	2005-07
Everett Dawkins	2008-12
Brad Bentz	2013-14
Demarcus Christmas	2014
Justin Smith	2016-17
Ja'len Parks	2017
Peter Osimen	2018-19
Jeb Shrader	2020
Malakai Menzer	2021-24
Mandrell Desir	2025

94

Mark Sims	1979-81
John Bamber	1982
Shawn Thomas	1983-84
Eric Krohn	1985-87
John Flath	1988-89
Toddrick McIntosh	1990-93
Sean Mitchell	1994-97
Bradley Jennings	1997
O.J. Jackson	1998-02
Chauncey Davis	2003-04
Justin Mincey	2006-09
Darious Cummings	2010-11
Justin Shanks	2012
Keith Eikevik	2013
Fredrick Jones	2014
Michael Dougherty	2014
Walvenski Aime	2016-18
Rowan Hanley	2021
George Sklavenitis	2022-24
L A Jessie Harrold	2025

95

Terry Widner	1979-80
Kevin Griffis	1982-83
Tim Hebron	1982-83
Pat Cicalese	1984-85
Greg Rinehart	1986, 88
Carl Simpson	1989-92
Julian Pittman	1993-97
Rian Cason	1998-01
Kamerion Wimbley	2002-05
Kevin McNeil	2006-09
Bjoern Werner	2010-12
Keith Bryant	2013-16
Jamarcus Chatman	2018-20
Daniel Lyons	2022-24

96

Carlton Jones	1979
Jerry Riopelle	1980
Pete Panton	1981-85
Greg Rinehart	1987
James Chaney	1988-91
Mike Spencer	1991
Connell Spain	1992-96
Char-ron Dorsey	1997
Larry Smith	1997-98
Randy Wilkins	1999-00
Donnie Carter	2001-02
Andre Fluellen	2003-07
Toshmon Stevens	2008-12
Arthur Williams	2014
Brian Crews	2014-15
Devin Freeman	2016
Dante Anderson	2022-24
Tylon Lee	2025

97

Herbert Harp	1979-81
Tim Flasher	1981-82
Willie Tilton	1983
Chris Miller	1985
Mike Goodman	1986-87
Reggie Freeman	1988-92
Rhodney Williams	1993-94
Roland Seymour	1996
Randy Wilkins	1998
Tony Benford	1998-02
Clifton Dickson	2003-04
Eli Charles	2006-07
Joshua Rodriguez	2008
Jeremy Johnson	2008
Demonte McAllister	2009-13
Malachi Tatum	2014
Isaiah Smallwood	2015-17
Malcolm Lamar	2018-19
Aidan Shahriari	2020-22
Shambre Jackson	2021-22
Dylan Brown	2023
William Ross	2024
Jayson Jenkins	2025

98

Brad Fojtik	1979-83
Keith Southwood	1984-85
Tony Yeomans	1985
Bart Schucts	1986-87
Oliver Strickland	1988-90
Corey James	1990
Kelly Rush	1992
Ben Mayer	1993
Melvin Holland	1994
Orpheus Roye	1995
David Tulloch	1996-97
Chris Woods	1998-01
Brodrick Bunkley	2002
Alex Boston	2003-07
Markus White	2008-10
Cameron Erving	2011
Shayne Broxsie	2012
Rick Leonard	2014-15
Tre Lawson	2017
Curtis Fann	2019-20
Zane Smith	2021-22
Grant Fielder	2023-25
Tyler Keltner	2023

99

Ricky Render	1979-80
Ron Moore	1981
Brian Slack	1982
Tommy Wilkins	1982
Bruce Heggie	1983-86
Anthony Moss	1987-90
Dulack Guerrier	1991-94
Larry Smith	1995-96
David Warren	1997-00
Travis Johnson	2001-04
Everette Brown	2005-08
Jacobbi McDaniel	2009-10
Nile Lawrence-Stample	2011-15
Matthew Finn	2014
Brian Burns	2016-18
Malcolm Ray	2019-23
Max Larson	2022-23
Jamorie Flagg	2024-25

NFL

FLORIDA STATE SEMINOLES
TALLAHASSEE, FLORIDA
EST. 1851

So fight, fight, fight, fight, for victory the Seminoles of Florida State! F-L-O-R-I-D-A-S-T-A-T-E Florida State, Florida State, Florida State!

PRO FOOTBALL HALL OF FAME

Five former Seminoles have been selected for the Pro Football Hall of Fame after defensive back LeRoy Butler was enshrined in 2022.

Butler joined Walter Jones and Derrick Brooks (both inducted in 2014), Deion Sanders (2011) and Fred Biletnikoff (1988) as the Seminoles that most excelled in the National Football League.

Florida State's four Hall of Fame inductees since 2011 are tied for third in the country. The Seminoles five total Hall of Fame inductees are the second-most in the state of Florida, the fourth-most among current teams in the Atlantic Coast Conference and tied for 14th among all colleges nationally.



LEROY BUTLER

Defensive Back 1986-89
2022 Pro Football Hall of Fame





WALTER JONES

Offensive Tackle 1995-96
2014 Pro Football Hall of Fame

PRO FOOTBALL HALL OF FAME

DERRICK BROOKS

Linebacker 1991-94
2014 Pro Football Hall of Fame





DEION SANDERS

Cornerback 1985-88
2011 Pro Football Hall of Fame

FRED BILETNIKOFF

Wide Receiver 1962-64
1988 Pro Football Hall of Fame





SEMINOLES IN THE PROS

NATIONAL CHAMPS / SUPER BOWL CHAMPS

William Floyd

Florida State has 14 different players who have won both a National Title and Super Bowl. Bryan Stork and William Floyd accomplished the feat in back-to-back seasons.

1993 NATIONAL CHAMPIONS
- William Floyd – Super Bowl XXIX (San Francisco)
- Andre Cooper – Super Bowl XXXII (Denver)
- Devin Bush – Super Bowl XXXIV (St. Louis)
- Peter Boulware – Super Bowl XXXV (Baltimore)
- Derrick Brooks – Super Bowl XXXVII (Tampa Bay)
- Greg Spires – Super Bowl XXXVII (Tampa Bay)

1999 NATIONAL CHAMPIONS
- Chris Hope – Super Bowl XL (Pittsburgh)
- Anquan Boldin – Super Bowl XLVII (Baltimore)

2013 NATIONAL CHAMPIONS
- Bryan Stork – Super Bowl XLIX (New England)
- Tre' Jackson – Super Bowl LI (New England)
- Ronald Darby – Super Bowl LII (Philadelphia)
- Timmy Jernigan – Super Bowl LII (Philadelphia)
- Cameron Erving – Super Bowl LIV (Kansas City)
- Jalen Ramsey – Super Bowl LVI (Los Angeles Rams)

Bryan Stork

SEMINOLES IN THE NFL DRAFT

Jermaine Johnson II

- 47 all-time first-round picks, the ACC's 2nd-highest total and 13th in NCAA
- 43 consecutive years with at least one player drafted, the 7th-longest active streak in the nation through the 2026 draft
- In 2015, the Seminoles became the first team in the common draft era (since 1967) to have every offensive position selected in a single year
- Florida State holds the ACC record for most picks in a single year with 11 in 2013 and 2015
- FSU added 10 selections in 1995 and 2024

Jalen Ramsey

Brian Burns

Derwin James

Cameron Erving

SEMINOLES IN THE PROS

SEMINOLES ON NFL ROSTERS

Player	*Team*
Jaheim Bell	Pittsburgh Steelers
Trey Benson	Arizona Cardinals
Tatum Bethune	San Francisco 49ers
Brian Burns	New York Giants
Jeremiah Byers	Cleveland Browns
Keon Coleman	Buffalo Bills
Joshua Farmer	New England Patriots
Braden Fiske	Los Angeles Rams
Ryan Fitzgerald	Carolina Panthers
Renardo Green	San Francisco 49ers
Bobby Hart	Seattle Seahawks
Darrell Jackson Jr.	New York Jets
Derwin James	Los Angeles Chargers
Jermaine Johnson II	Tennessee Titans
Jarrian Jones	Jacksonville Jaguars
Kevin Knowles II	Kansas City Chiefs
Derrick Nnadi	Indianapolis Colts
Jalen Ramsey	Pittsburgh Steelers
Jacob Rizy	New England Patriots
Jammie Robinson	Atlanta Falcons
Asante Samuel Jr.	Pittsburgh Steelers
Josh Sweat	Arizona Cardinals
Azareye'h Thomas	New York Jets
Keir Thomas	Los Angeles Rams
DJ Uiagalelei	Los Angeles Chargers
Jared Verse	Cleveland Browns
Jerry Wilson	Los Angeles Chargers
Johnny Wilson	Philadelphia Eagles
Jameis Winston	New York Giants

as of July 13, 2026

Tatum Bethune

Braden Fiske



Ryan Fitzgerald

Jarrian Jones

Azareye'h Thomas

Johnny Wilson

SEMINOLES IN THE PROS

Jared Verse

Josh Sweat

FSU CONSENSUS NFL ALL-ROOKIE SELECTIONS

Bobby Jackson	New York Jets, 1978
Alphonso Carreker	Green Bay Packers, 1984
Lawrence Dawsey	Tampa Bay Buccaneers, 1991
Derrick Brooks	Tampa Bay Buccaneers, 1995
Corey Fuller	Minnesota Vikings, 1995
Tamarick Vanover	Kansas City Chiefs, 1995
Peter Boulware	Baltimore Ravens, 1997 (NFL Defensive Rookie of the Year)
Warrick Dunn	Tampa Bay Buccaneers, 1997 (NFL Offensive Rookie of the Year)
Walter Jones	Seattle Seahawks, 1997
Andre Wadsworth	Arizona Cardinals, 1998
Corey Simon	Philadelphia Eagles, 2000
Tommy Polley	St. Louis Rams, 2001 (NFL Defensive Rookie of the Year)
Anquan Boldin	Arizona Cardinals, 2003 (NFL Offensive Rookie of the Year)
Michael Boulware	Seattle Seahawks, 2004
Darnell Dockett	Arizona Cardinals, 2004
Ernie Sims	Detroit Lions, 2006
Eddie Goldman	Chicago Bears, 2015
Will Tye	New York Giants, 2015
Jameis Winston	Tampa Bay Buccaneers, 2015
Jalen Ramsey	Jacksonville Jaguars, 2016
Derwin James	Los Angeles Chargers, 2018
Jared Verse	Los Angeles Rams, 2024 (NFL Defensive Rookie of the Year)
Braden Fiske	Los Angeles Rams, 2024

FSU PRO BOWL SELECTIONS

Ron Sellers	New England Patriots, 1969
Fred Biletnikoff	Oakland Raiders, 1967, 1969+, 1970, 1971, 1972+, 1973, 1974
J.T. Thomas	Pittsburgh Steelers, 1976
Rohn Stark	Indianapolis Colts, 1985, 1986, 1990, 1992
Marion Butts	San Diego Chargers, 1990, 1991
Deion Sanders	Atlanta Falcons, 1991, 1992+, 1993+; San Francisco 49ers, 1994+ (NFL Defensive Player of the Year); Dallas Cowboys, 1996+, 1997+, 1998+, 1999
LeRoy Butler	Green Bay Packers, 1993+, 1996+, 1997+, 1998+
Rick Tuten	Seattle Seahawks, 1994
Derrick Brooks	Tampa Bay Buccaneers, 1997, 1998, 1999+, 2000+, 2001, 2002+ (NFL Defensive Player of the Year), 2003, 2004+, 2005+, 2006, 2008
Warrick Dunn	Tampa Bay Buccaneers, 1997, 2000; Atlanta Falcons, 2005
Peter Boulware	Baltimore Ravens, 1998, 1999, 2002, 2003
Brad Johnson	Minnesota Vikings, 1999; Tampa Bay Buccaneers, 2002
Walter Jones	Seattle Seahawks, 1999, 2001+, 2002, 2003, 2004+, 2005+, 2006, 2007+, 2008
Sam Cowart	Buffalo Bills, 2000
Scott Player	Arizona Cardinals, 2000
Samari Rolle	Tennessee Titans, 2000+
Anquan Boldin	Arizona Cardinals, 2003, 2006, 2008
Laveranues Coles	Washington Redskins, 2003
Corey Simon	Philadelphia Eagles, 2003
Tra Thomas	Philadelphia Eagles, 2001, 2002, 2004
Javon Walker	Green Bay Packers, 2004
Antonio Cromartie	San Diego Chargers, 2007+; New York Jets 2012, 2013; Arizona Cardinals, 2014
Darnell Dockett	Arizona Cardinals, 2007, 2009, 2010
Chris Hope	Tennessee Titans, 2008
Leon Washington	New York Jets, 2008+; Seattle Seahawks, 2012
Sebastian Janikowski	Oakland Raiders, 2011
Lawrence Timmons	Pittsburgh Steelers, 2014
Devonta Freeman	Atlanta Falcons, 2015, 2016
Jameis Winston	Tampa Bay Buccaneers, 2015
Rodney Hudson	Oakland Raiders, 2016, 2017, 2019
Jalen Ramsey	Jacksonville Jaguars, 2017+, 2018, 2019; Los Angeles Rams, 2020+, 2021+, 2022; Miami Dolphins, 2023; Pittsburgh Steelers, 2025
Xavier Rhodes	Minnesota Vikings, 2016, 2017+, 2019
Graham Gano	Carolina Panthers, 2017
Telvin Smith	Jacksonville Jaguars, 2017
Derwin James	Los Angeles Chargers, 2018+, 2021, 2022, 2024, 2025
Dalvin Cook	Minnesota Vikings, 2019, 2020, 2021, 2022
Brian Burns	Carolina Panthers, 2021, 2022; New York Giants, 2025
Josh Sweat	Philadelphia Eagles, 2021
Jermaine Johnson II	New York Jets, 2023
Jared Verse	Los Angeles Rams, 2024, 2025

+First Team All-Pro

FSU SUPER BOWL PARTICIPANTS

Fred Biletnikoff	**Oakland Raiders**, II (1-14-1968), **XI* (1-9-1977)**
Ron Sellers	**Miami Dolphins, VIII (1-13-1974)**
J.T. Thomas	**Pittsburgh Steelers, IX (1-12-1975), X (1-18-1976), XIII (1-21-1979), XIV (1-20-1980)**
Willie Jones	**Oakland Raiders, XV (1-25-1981)**
Mike Shumann	**San Francisco 49ers, XVI (1-24-1982)**
Ron Hester	Miami Dolphins, XVII (1-30-1983)
Dennis McKinnon	**Chicago Bears, XX (1-26-1986)**
Alphonso Carreker	Denver Broncos, XXIV (1-28-1990)
Ken Lanier	Denver Broncos, XXI (1-25-1987), XXII (1-31-1988), XXIV (1-28-1990)
Zeke Mowatt	**New York Giants, XXI (1-25-1987)**
Odell Haggins	Buffalo Bills, XXVI (1-26-1992)
Rick Tuten	Buffalo Bills, XXV (1-27-1991)**; St. Louis Rams, XXXIV (1-30-2000)**
Martin Mayhew	**Washington Redskins, XXVI (1-26-1992)**
Dexter Carter	**San Francisco 49ers, XXIX (1-29-1995)**
Dedrick Dodge	**San Francisco 49ers, XXIX (1-29-1995); Denver Broncos, XXXII (1-25-1998)**
William Floyd	**San Francisco 49ers, XXIX (1-29-1995)**
Deion Sanders	**San Francisco 49ers, XXIX (1-29-1995); Dallas Cowboys, XXX (1-28-1996)**
Rohn Stark	Pittsburgh Steelers, XXX (1-28-1996)
Edgar Bennett	**Green Bay Packers, XXXI (1-26-1997)**
LeRoy Butler	**Green Bay Packers, XXXI (1-26-1997),** XXXII (1-25-1998)
Devin Bush	Atlanta Falcons, XXXIII (1-31-1999)**; St. Louis Rams, XXXIV (1-30-2000)**
Andre Cooper	**Denver Broncos, XXXIII (1-31-1999)**
Henri Crockett	Atlanta Falcons, XXXIII (1-31-1999)
Amp Lee	**St. Louis Rams, XXXIV (1-30-2000)**
Kevin Long	Tennessee Titans, XXXIV (1-30-2000)
Samari Rolle	Tennessee Titans, XXXIV (1-30-2000)
Peter Boulware	**Baltimore Ravens, XXXV (1-28-2001)**
Brian Allen	St. Louis Rams, XXXVI (2-3-2002); Carolina Panthers, XXXVIII (2-1-2004)
Terrell Buckley	**New England Patriots, XXXVI (2-3-2002)**
Tommy Polley	St. Louis Rams, XXXVI (2-3-2002)
Derrick Brooks	**Tampa Bay Buccaneers, XXXVII (1-26-2003)**
Tony Bryant	Oakland Raiders, XXXVII (1-26-2003)
Zack Crockett	Oakland Raiders, XXXVII (1-26-2003)
Derrick Gibson	Oakland Raiders, XXXVII (1-26-2003)
Dexter Jackson	**Tampa Bay Buccaneers, XXXVII* (1-26-2003)**
Sebastian Janikowski	Oakland Raiders, XXXVII (1-26-2003)
Brad Johnson	**Tampa Bay Buccaneers, XXXVII (1-26-2003)**
Greg Spires	**Tampa Bay Buccaneers, XXXVII (1-26-2003)**
David Warren	Oakland Raiders, XXXVII (1-26-2003)
Chris Weinke	Carolina Panthers, XXXVIII (2-1-2004)
P.K. Sam	**New England Patriots, XXXIX (2-6-2005)**
Corey Simon	Philadelphia Eagles, XXXIX (2-6-2005)
Tra Thomas	Philadelphia Eagles, XXXIX (2-6-2005)
Michael Boulware	Seattle Seahawks, XL (2-5-2006)
Chris Hope	**Pittsburgh Steelers, XL (2-5-2006)**
Walter Jones	Seattle Seahawks, XL (2-5-2006)
Bryant McFadden	**Pittsburgh Steelers, XL (2-5-2006), XLIII (2-1-2009),** XLV (2-6-2011)
Peter Warrick	Seattle Seahawks, XL (2-5-2006)
Ray Willis	Seattle Seahawks, XL (2-5-2006)
Anquan Boldin	Arizona Cardinals, XLIII (2-1-2009)**; Baltimore Ravens, XLVII (2-3-2013)**
Darnell Dockett	Arizona Cardinals, XLIII (2-1-2009)
Orpheus Roye	**Pittsburgh Steelers, XLIII (2-1-2009)**
Lawrence Timmons	**Pittsburgh Steelers, XLIII (2-1-2009),** XLV (2-6-2011)
Tony Carter	Denver Broncos, XLVIII (2-2-2014)
Bryan Stork	**New England Patriots, XLIX (2-1-2015)**
Kelvin Benjamin	Carolina Panthers, 50^ (2-7-2016)
Graham Gano	Carolina Panthers, 50 (2-7-2016)
Devonta Freeman	Atlanta Falcons, LI (2-5-2017)
Tre' Jackson	**New England Patriots, LI^ (2-5-2017)**
Nigel Bradham	**Philadelphia Eagles, LII (2-4-2018)**
Ronald Darby	**Philadelphia Eagles, LII (2-4-2018)**
Timmy Jernigan	**Philadelphia Eagles, LII (2-4-2018)**
Patrick Robinson	**Philadelphia Eagles, LII (2-4-2018)**
Lamarcus Joyner	Los Angeles Rams, LIII (2-3-19)
Ryan Izzo	**New England Patriots, LIII^ (2-3-19)**
Cameron Erving	**Kansas City Chiefs, LIV (2-2-20)**
Derrick Nnadi	**Kansas City Chiefs, LIV (2-2-20),** LV (2-7-21), **LVII (2-12-23), LVIII^ (2-11-24)**, LIX (2-9-25)
Garrison Sanborn	**Tampa Bay Buccaneers, LV (2-7-21)**
Cam Akers	**Los Angeles Rams, LVI (2-13-22); Seattle Seahawks, LX (2-8-26)**
Jalen Ramsey	**Los Angeles Rams, LVI (2-13-22)**
Auden Tate	Cincinnati Bengals, LVI^ (2-13-22)
Joshua Kaindoh	**Kansas City Chiefs, LVII (2-12-23)**
Roderick Johnson	Philadelphia Eagles, LVII (2-12-23)
Janarius Robinson	Philadelphia Eagles, LVII (2-12-23)
Josh Sweat	**Philadelphia Eagles**, LVII (2-12-23), **LIX (2-9-25)**
Marvin Wilson	Philadelphia Eagles, LVII (2-12-23)
Johnny Wilson	**Philadelphia Eagles, LIX (2-9-25)**
Fabien Lovett	Kansas City Chiefs, LIX (2-9-25)
Joshua Farmer	New England Patriots, LX^ (2-8-26)

Bold = Super Bowl Champion * = Super Bowl MVP ^-Injured Reserve

NFL/AFL DRAFT HISTORY

Year	Name	Pos	Team	Round
1951	Mike Sellers	B	Cleveland Browns	12th (142)
	Wayne Benner	B	Cleveland Browns	24th (291)
	Bill Driver	B	Cleveland Browns	29th (351)
1952	Roy Thompson	B	Cleveland Browns	12th (144)
1954	Bobby Fiveash	RB	San Francisco 49ers	16th (191)
	Tom Feamster	OT	Chicago Bears	25th (294)
	Bill Mote	OT	New York Giants	29th (340)
1955	Tom Feamster	OT	Los Angeles Rams	4th (40)
	Bill Proctor	OT	Cleveland Browns	20th (241)
1956	George Boyer	LB	Los Angeles Rams	8th (96)
	Jerry Jacobs	OG	Pittsburgh Steelers	19th (220)
1957	Lee Corso	B	Chicago Cardinals	29th (346)
1958	Bobby Renn	B	Cleveland Browns	22nd (264)
	Ron Schomburger	E	Washington Redskins	23rd (270)
1961	Bud Whitehead	RB	*San Diego Chargers*	*16th (128)*
	Tony Romeo	TE	Washington Redskins	19th (255)
1962	Don Donatelli	C	St. Louis Cardinals	18th (243)
	Ed Trancygier	QB	Washington Redskins	20th (267)
1963	Keith Kinderman	RB	*San Diego Chargers*	*3rd (18)*
			Green Bay Packers	8th (104)
1964	Bill Dawson	TE	*Boston Patriots*	*19th (148)*
			Los Angeles Rams	12th (161)
1965	Fred Biletnikoff	WR	*Oakland Raiders*	*2nd (11)*
			Detroit Lions	3rd (39)
	Steve Tensi	QB	*San Diego Chargers*	*4th (30)*
			Baltimore Colts	16th (224)
	Don Floyd	DE	*San Diego Chargers*	*14th (110)*
	Jack Edwards	C	*San Diego Chargers*	*20th (158)*
	Frank Pennie	OT	*Oakland Raiders*	*9th (67)**
1966	Jack Shinholser	LB	Washington Redskins	9th (131)
			Oakland Raiders	*19th (170)*
	Jim Mankins	FB	Green Bay Packers	12th (184)
			Miami Dolphins	*4th (128)**
	Bill McDowell	LB	*San Diego Chargers*	*20th (180)*
	Joe Avezzano	C	*Boston Patriots*	*6th (47)**
1967	Del Williams	C	New Orleans Saints	3rd (79)
	Larry Kissam	OT	Miami Dolphins	17th (422)
1968	Kim Hammond	QB	Miami Dolphins	6th (142)
	Lane Fenner	WR	San Diego Chargers	7th (183)
	Thurston Taylor	TE	Philadelphia Eagles	12th (312)
	Bill Moreman	RB	New York Giants	14th (368)
	Wayne McDuffie	C	Cleveland Browns	17th (455)
1969	Ron Sellers	WR	Boston Patriots	1st (6)
	Chip Glass	TE	Cleveland Browns	3rd (72)
	Bill Rhodes	OG	St. Louis Cardinals	4th (97)
	Walt Sumner	DB	Cleveland Browns	7th (176)
	Dale McCullers	LB	Miami Dolphins	12th (297)
1970	Bill Cappleman	QB	Minnesota Vikings	2nd (51)
	Grant Guthrie	K	Buffalo Bills	6th (135)
	Jeff Curchin	OT	Chicago Bears	6th (139)
	Phil Abraira	DB	Chicago Bears	15th (366)
1971	Tom Bailey	RB	Philadelphia Eagles	10th (256)
1972	Rhett Dawson	WR	Houston Oilers	10th (240)
	Richard Amman	DE	Dallas Cowboys	10th (260)
	Kent Gaydos	WR	Oakland Raiders	12th (306)
1973	Barry Smith	WR	Green Bay Packers	1st (21)
	J.T. Thomas	DB	Pittsburgh Steelers	1st (24)
	Gary Huff	QB	Chicago Bears	2nd (33)
	Eddie McMillan	DB	Los Angeles Rams	4th (95)
	Charlie Hunt	LB	San Francisco 49ers	10th (253)
	Gary Parris	TE	San Diego Chargers	15th (372)
1974	Buzzy Lewis	DB	Baltimore Colts	17th (436)
1975	Bert Cooper	LB	New York Jets	12th (299)
1976	Greg Johnson	DT	Philadelphia Eagles	5th (135)
	Randy Coffield	LB	Seattle Seahawks	10th (266)
	Lee Nelson	DB	St. Louis Cardinals	15th (420)
1977	Gary Woolford	DB	Houston Oilers	6th (148)
	Steve Mathieson	QB	Detroit Lions	9th (236)

italics - AFL Draft
** - AFL Redshirt Draft*

Year	Name	Pos	Team	Round
1978	Bobby Jackson	DB	New York Jets	6th (140)
	Louis Richardson	DE	New York Jets	10th (254)
	Larry Key	RB	Green Bay Packers	10th (256)
	Nat Terry	DB	Pittsburgh Steelers	11th (279)
1979	Willie Jones	DE	Oakland Raiders	2nd (42)
	Nate Henderson	OT	St. Louis Cardinals	11th (283)
1980	Mark Lyles	RB	Cincinnati Bengals	8th (196)
	Jackie Flowers	WR	Dallas Cowboys	9th (246)
	Walter Carter	DT	Oakland Raiders	10th (264)
	Jimmy Jordan	QB	New England Patriots	12th (320)
1981	Bobby Butler	DB	Atlanta Falcons	1st (25)
	Ken Lanier	OT	Denver Broncos	5th (125)
	Ron Simmons	DT	Cleveland Browns	6th (160)
	Paul Piurowski	LB	Dallas Cowboys	8th (218)
	Bill Capece	K	Houston Oilers	12th (324)
1982	Rohn Stark	P	Baltimore Colts	2nd (34)
	Ron Hester	LB	Miami Dolphins	6th (164)
	Mike Whiting	RB	Dallas Cowboys	11th (304)
1984	Alphonso Carreker	DE	Green Bay Packers	1st (12)
	Weegie Thompson	WR	Pittsburgh Steelers	4th (108)
1985	Jessie Hester	WR	Los Angeles Raiders	1st (23)
	Greg Allen	RB	Cleveland Browns	2nd (35)
	Billy Allen	DB	New Orleans Saints	4th (95)
	Eric Riley	DB	Denver Broncos	8th (222)
	Roosevelt Snipes	RB	San Francisco 49ers	12th (2)^
1986	Hassan Jones	WR	Minnesota Vikings	5th (120)
	John Ionata	OG	Dallas Cowboys	9th (242)
	Cletis Jones	RB	New England Patriots	10th (276)
	Garth Jax	LB	Dallas Cowboys	11th (296)
	Jesse Solomon	LB	Minnesota Vikings	12th (318)
	Isaac Williams	DT	Indianapolis Colts	12th (326)
1987	Gerald Nichols	NT	New York Jets	7th (187)
1988	Pat Carter	TE	Detroit Lions	2nd (32)
	Paul McGowan	LB	Minnesota Vikings	9th (237)
	Martin Mayhew	DB	Buffalo Bills	10th (262)
	Danny McManus	QB	Kansas City Chiefs	11th (282)
1989	Deion Sanders	DB	Atlanta Falcons	1st (5)
	Sammie Smith	RB	Miami Dolphins	1st (9)
	Pat Tomberlin	OG	Indianapolis Colts	4th (99)
	Marion Butts	RB	San Diego Chargers	7th (183)
	Victor Floyd	RB	San Diego Chargers	11th (287)
	Stan Shiver	DB	Green Bay Packers	12th (310)
1990	Dexter Carter	RB	San Francisco 49ers	1st (25)
	LeRoy Butler	DB	Green Bay Packers	2nd (48)
	Peter Tom Willis	QB	Chicago Bears	3rd (63)
	Ron Lewis	WR	San Francisco 49ers	3rd (68)
	Eric Hayes	DT	Seattle Seahawks	5th (119)
	Odell Haggins	DT	San Francisco 49ers	9th (248)
	Terry Anthony	WR	Tampa Bay Buccaneers	11th (281)
1991	Reggie Johnson	TE	Denver Broncos	2nd (30)
	Lawrence Dawsey	WR	Tampa Bay Buccaneers	3rd (66)
	Anthony Moss	LB	New York Giants	5th (139)
	Richie Andrews	K	Detroit Lions	6th (151)
	Hayward Haynes	OG	New Orleans Saints	7th (182)
1992	Terrell Buckley	DB	Green Bay Packers	1st (5)
	Amp Lee	RB	San Francisco 49ers	2nd (45)
	Howard Dinkins	LB	Atlanta Falcons	3rd (73)
	Casey Weldon	QB	Philadelphia Eagles	4th (102)
	Edgar Bennett	RB	Green Bay Packers	4th (103)
	Brad Johnson	QB	Minnesota Vikings	9th (227)
1993	Marvin Jones	LB	New York Jets	1st (4)
	Carl Simpson	DT	Chicago Bears	2nd (35)
	Dan Footman	DE	Cleveland Browns	2nd (42)
	Reggie Freeman	LB	New Orleans Saints	2nd (53)
	Sterling Palmer	DE	Washington Redskins	4th (101)
	Shannon Baker	WR	Atlanta Falcons	8th (205)
1994	William Floyd	FB	San Francisco 49ers	1st (28)
	Lonnie Johnson	TE	Buffalo Bills	2nd (61)
	Corey Sawyer	DB	Cincinnati Bengals	4th (104)
	Sean Jackson	RB	Houston Oilers	4th (129)
	Kevin Knox	WR	Buffalo Bills	6th (192)
	Toddrick McIntosh	DE	Dallas Cowboys	7th (216)

^ - NFL Supplemental Draft

Year	Name	Pos	Team	Round 1995
1995	Derrick Alexander	DE	Minnesota Vikings	1st (11)
	Devin Bush	DB	Atlanta Falcons	1st (26)
	Derrick Brooks	LB	Tampa Bay Buccaneers	1st (28)
	Corey Fuller	DB	Minnesota Vikings	2nd (55)
	Zack Crockett	FB	Indianapolis Colts	3rd (79)
	Tamarick Vanover	WR	Kansas City Chiefs	3rd (81)
	Chris Cowart	LB	San Diego Chargers	4th (100)
	Clifton Abraham	DB	Tampa Bay Buccaneers	5th (143)
	Kez McCorvey	WR	Detroit Lions	5th (156)
	'OMar Ellison	WR	San Diego Chargers	5th (162)
1996	Clay Shiver	C	Dallas Cowboys	3rd (67)
	Danny Kanell	QB	New York Giants	4th (130)
	Phillip Riley	WR	Philadelphia Eagles	6th (199)
	Orpheus Roye	DT	Pittsburgh Steelers	6th (200)
1997	Peter Boulware	LB	Baltimore Ravens	1st (4)
	Walter Jones	OT	Seattle Seahawks	1st (6)
	Warrick Dunn	RB	Tampa Bay Buccaneers	1st (12)
	Reinard Wilson	DE	Cincinnati Bengals	1st (14)
	Henri Crockett	LB	Atlanta Falcons	4th (100)
	Vernon Crawford	LB	New England Patriots	5th (159)
	Byron Capers	DB	Philadelphia Eagles	7th (225)
1998	Andre Wadsworth	DE	Arizona Cardinals	1st (3)
	Tra Thomas	OT	Philadelphia Eagles	1st (11)
	Sam Cowart	OLB	Buffalo Bills	2nd (39)
	Samari Rolle	DB	Tennessee Oilers	2nd (46)
	E.G. Green	WR	Indianapolis Colts	3rd (71)
	Greg Spires	DE	New England Patriots	3rd (83)
	Julian Pittman	DT	New Orleans Saints	4th (99)
	Shevin Smith	DB	Tampa Bay Buccaneers	6th (184)
	Kevin Long	C	Tennessee Oilers	7th (229)
1999	Tony Bryant	DE	Oakland Raiders	2nd (40)
	Larry Smith	DT	Jacksonville Jaguars	2nd (56)
	Dexter Jackson	DB	Tampa Bay Buccaneers	4th (113)
	Lamarr Glenn	FB	Tampa Bay Buccaneers	6th (195)
2000	Peter Warrick	WR	Cincinnati Bengals	1st (4)
	Corey Simon	DT	Philadelphia Eagles	1st (6)
	Sebastian Janikowski	K	Oakland Raiders	1st (17)
	Ron Dugans	WR	Cincinnati Bengals	3rd (66)
	Laveranues Coles	WR	New York Jets	3rd (78)
	Jerry Johnson	DT	Denver Broncos	4th (101)
	Mario Edwards	DB	Dallas Cowboys	6th (180)

Warrick Dunn

NFL/AFL DRAFT HISTORY

Anquan Boldin

Year	Name	Pos	Team	Round
2001	Jamal Reynolds	DE	Green Bay Packers	1st (10)
	Derrick Gibson	DB	Oakland Raiders	1st (28)
	Tommy Polley	LB	St. Louis Rams	2nd (42)
	Tay Cody	DB	San Diego Chargers	3rd (67)
	Snoop Minnis	WR	Kansas City Chiefs	3rd (77)
	Brian Allen	LB	St. Louis Rams	3rd (83)
	Travis Minor	RB	Miami Dolphins	3rd (85)
	Chris Weinke	QB	Carolina Panthers	4th (106)
	Char-ron Dorsey	OT	Dallas Cowboys	7th (242)
2002	Javon Walker	WR	Green Bay Packers	1st (20)
	Chris Hope	DB	Pittsburgh Steelers	3rd (94)
	Milford Brown	OG	Houston Texans	6th (1)^
2003	Anquan Boldin	WR	Arizona Cardinals	2nd (54)
	Alonzo Jackson	LB	Pittsburgh Steelers	2nd (59)
	Montrae Holland	OG	New Orleans Saints	4th (102)
	Brett Williams	OT	Kansas City Chiefs	4th (113)
	Todd Williams	OG	Tennessee Titans	7th (225)
	Talman Gardner	WR	New Orleans Saints	7th (231)
2004	Michael Boulware	LB	Seattle Seahawks	2nd (53)
	Greg Jones	RB	Jacksonville Jaguars	2nd (55)
	Darnell Dockett	DE	Arizona Cardinals	3rd (64)
	Kendyll Pope	LB	Indianapolis Colts	4th (107)
	P.K. Sam	WR	New England Patriots	5th (164)
2005	Travis Johnson	DT	Houston Texans	1st (16)
	Alex Barron	OT	St. Louis Rams	1st (19)
	Bryant McFadden	DB	Pittsburgh Steelers	2nd (62)
	Ray Willis	OT	Seattle Seahawks	4th (105)
	Craphonso Thorpe	WR	Kansas City Chiefs	4th (116)
	Jerome Carter	DB	St. Louis Rams	4th (117)
	Chauncey Davis	DE	Atlanta Falcons	4th (128)
	Adrian McPherson	QB	New Orleans Saints	5th (152)
	Eric Moore	DE	New York Giants	6th (186)
2006	Ernie Sims	LB	Detroit Lions	1st (9)
	Kamerion Wimbley	DE	Cleveland Browns	1st (13)
	Brodrick Bunkley	DT	Philadelphia Eagles	1st (14)
	Antonio Cromartie	DB	San Diego Chargers	1st (19)
	Willie Reid	WR	Pittsburgh Steelers	3rd (95)
	Leon Washington	RB	New York Jets	4th (117)
	Pat Watkins	DB	Dallas Cowboys	5th (138)
	A.J. Nicholson	LB	Cincinnati Bengals	5th (157)

^ - NFL Supplemental Draft

Jameis Winston

Year	Name	Pos	Team	Round
2007	Lawrence Timmons	LB	Pittsburgh Steelers	1st (15)
	Buster Davis	LB	Arizona Cardinals	3rd (69)
	Lorenzo Booker	RB	Miami Dolphins	3rd (71)
	Mario Henderson	OT	Oakland Raiders	3rd (91)
	Chris Davis	WR	Tennessee Titans	4th (128)
2008	Andre Fluellen	DT	Detroit Lions	3rd (87)
	Letroy Guion	DT	Minnesota Vikings	5th (152)
	Geno Hayes	LB	Tampa Bay Buccaneers	6th (175)
2009	Everette Brown	DE	Carolina Panthers	2nd (43)
2010	Patrick Robinson	DB	New Orleans Saints	1st (32)
	Myron Rolle	DB	Tennessee Titans	6th (207)
	Dekoda Watson	LB	Tampa Bay Buccaneers	7th (217)
2011	Christian Ponder	QB	Minnesota Vikings	1st (12)
	Rodney Hudson	C	Kansas City Chiefs	2nd (55)
	Markus White	DE	Washington Redskins	7th (224)
2012	Nigel Bradham	OLB	Buffalo Bills	4th (105)
	Zebrie Sanders	OT	Buffalo Bills	5th (144)
	Mike Harris	CB	Jacksonville Jaguars	6th (176)
	Andrew Datko	OT	Green Bay Packers	7th (241)
2013	EJ Manuel	QB	Buffalo Bills	1st (16)
	Bjoern Werner	DE	Indianapolis Colts	1st (24)
	Xavier Rhodes	CB	Minnesota Vikings	1st (25)
	Cornellius Carradine	DE	San Francisco 49ers	2nd (40)
	Menelik Watson	OT	Oakland Raiders	2nd (42)
	Chris Thompson	RB	Washington Redskins	5th (154)
	Brandon Jenkins	DE	Washington Redskins	5th (162)
	Dustin Hopkins	K	Buffalo Bills	6th (177)
	Nick Moody	LB	San Francisco 49ers	6th (180)
	Vince Williams	LB	Pittsburgh Steelers	6th (206)
	Everett Dawkins	DT	Minnesota Vikings	7th (229)
2014	Kelvin Benjamin	WR	Carolina Panthers	1st (28)
	Lamarcus Joyner	S	St. Louis Rams	2nd (41)
	Timmy Jernigan	DT	Baltimore Ravens	2nd (48)
	Terrence Brooks	S	Baltimore Ravens	3rd (79)
	Devonta Freeman	RB	Atlanta Falcons	4th (103)
	Bryan Stork	C	New England Patriots	4th (105)
	Telvin Smith	LB	Jacksonville Jaguars	5th (144)
2015	Jameis Winston	QB	Tampa Bay Buccaneers	1st (1)
	Cameron Erving	C	Cleveland Browns	1st (19)
	Mario Edwards Jr.	DE	Oakland Raiders	2nd (35)
	Eddie Goldman	DT	Chicago Bears	2nd (39)
	Ronald Darby	CB	Buffalo Bills	2nd (50)
	P.J. Williams	CB	New Orleans Saints	3rd (78)
	Tre' Jackson	OG	New England Patriots	4th (111)
	Rashad Greene	WR	Jacksonville Jaguars	5th (139)
	Karlos Williams	RB	Buffalo Bills	5th (155)
	Nick O'Leary	TE	Buffalo Bills	6th (194)
	Bobby Hart	OG	New York Giants	7th (226)
2016	Jalen Ramsey	DB	Jacksonville Jaguars	1st (5)
	Roberto Aguayo	K	Tampa Bay Buccaneers	2nd (59)
2017	Dalvin Cook	RB	Minnesota Vikings	2nd (41)
	DeMarcus Walker	DE	Denver Broncos	2nd (51)
	Roderick Johnson	OT	Cleveland Browns	5th (160)
	Marquez White	DB	Dallas Cowboys	6th (216)
2018	Derwin James	DB	Los Angeles Chargers	1st (17)
	Derrick Nnadi	DT	Kansas City Chiefs	3rd (75)
	Rick Leonard	OT	New Orleans Saints	4th (127)
	Josh Sweat	DE	Philadelphia Eagles	4th (130)
	Ryan Izzo	TE	New England Patriots	7th (250)
	Auden Tate	WR	Cincinnati Bengals	7th (253)
2019	Brian Burns	DE	Carolina Panthers	1st (16)
	Demarcus Christmas	DT	Seattle Seahawks	6th (209)
2020	Cam Akers	RB	Los Angeles Rams	2nd (52)
2021	Asante Samuel Jr.	DB	Los Angeles Chargers	2nd (47)
	Janarius Robinson	DE	Minnesota Vikings	4th (134)
	Joshua Kaindoh	DE	Kansas City Chiefs	4th (144)
	Hamsah Nasirildeen	DB	New York Jets	6th (186)
2022	Jermaine Johnson II	DE	New York Jets	1st (26)
2023	Jammie Robinson	DB	Carolina Panthers	5th (145)
2024	Jared Verse	DE	Los Angeles Rams	1st (19)
	Keon Coleman	WR	Buffalo Bills	2nd (33)
	Braden Fiske	DT	Los Angeles Rams	2nd (39)
	Renardo Green	DB	San Francisco 49ers	2nd (64)
	Trey Benson	RB	Arizona Cardinals	3rd (66)
	Jarrian Jones	DB	Jacksonville Jaguars	3rd (96)
	Jordan Travis	QB	New York Jets	5th (171)
	Johnny Wilson	WR	Philadelphia Eagles	6th (185)
	Jaheim Bell	TE	New England Patriots	7th (231)
	Tatum Bethune	LB	San Francisco 49ers	7th (251)
2025	Azareye'h Thomas	DB	New York Jets	3rd (73)
	Joshua Farmer	DT	New England Patriots	4th (137)
2026	Darrell Jackson Jr.	DT	New York Jets	4th (103)

Joshua Farmer

FSU ALL-TIME NFL PLAYERS

Abraham, Clifton (DB, 1990-94)	Tampa Bay Buccaneers (1995) Chicago Bears (1996) Carolina Panthers (1997)
Aguayo, Roberto (K, 2012-15)	Tampa Bay Buccaneers (2016) Carolina Panthers (2017)
Akers, Cam (RB, 2017-19)	Los Angeles Rams (2020-23) Minnesota Vikings (2023-24, 2025) Houston Texans (2024) Seattle Seahawks (2025)
Alexander, Derrick (DL, 1991-94)	Minnesota Vikings (1995-98) Cleveland Browns (1999)
Alexander, Mister (LB, 2006-10)	Houston Texans (2011-12)
Allen, Brian (LB, 1996-2000)	St. Louis Rams (2001) Carolina Panthers (2002-04)
Allen, Greg (RB, 1981-84)	Cleveland Browns (1985) Tampa Bay Buccaneers (1986)
Amman, Richard (DE, 1969-71)	Baltimore Colts (1972-73)
Anthony, Terry (WR, 1986-89)	Tampa Bay Buccaneers (1990-91)
Avezzano, Joe (C, 1962-65)	Boston Patriots (1966)
Bailey, Tom (RB, 1968-70)	Philadelphia Eagles (1971-74)
Baker, Shannon (WR, 1989-92)	Indianapolis Colts (1994)
Ball, Josh (LT, 2016-17)	Dallas Cowboys (2022)
Ball, Marcus (DB, 2006-07)	New Orleans Saints (2014) Carolina Panthers (2016) San Francisco 49ers (2016)
Barron, Alex (OT, 2000-04)	St. Louis Rams (2005-09) Dallas Cowboys (2010)
Beckman, Ed (TE, 1973-76)	Kansas City Chiefs (1977-84)
Bell, Jaheim (TE, 2023)	New England Patriots (2024)
Benjamin, Kelvin (WR, 2011-13)	Carolina Panthers (2014-17) Buffalo Bills (2017-18) Kansas City Chiefs (2018)
Bennett, Edgar (RB, 1987-91)	Green Bay Packers (1992-97) Chicago Bears (1998-99)
Bentley, Scott (K, 1993-96)	Denver Broncos (1997, 2000) Atlanta Falcons (1997-98) Kansas City Chiefs (1999) Washington Redskins (2000)
Benson, Trey (RB, 2022-23)	Arizona Cardinals (2024-25)
Berry, Louis (P, 1983-86)	Atlanta Falcons (1987)
Bethune, Tatum (LB, 2022-23)	San Francisco 49ers (2024-25)
Biletnikoff, Fred (WR, 1962-64)	Oakland Raiders (1965-78)
Bolden, Isaiah (DB, 2018-20)	New England Patriots (2024)
Boldin, Anquan (WR, 1999-2002)	Arizona Cardinals (2003-09) Baltimore Ravens (2010-12) San Francisco 49ers (2013-15) Detroit Lions (2016)
Booker, Lorenzo (RB, 2002-06)	Miami Dolphins (2007) Philadelphia Eagles (2008) Minnesota Vikings (2010-11)
Boulware, Michael (DB, 2000-03)	Seattle Seahawks (2004-06) Houston Texans (2007)
Boulware, Peter (DE, 1993-96)	Baltimore Ravens (1997-05)
Bradham, Nigel (LB, 2008-11)	Buffalo Bills (2012-15) Philadelphia Eagles (2016-19) Denver Broncos (2020)
Bright, Leon (RB, 1974-76)	New York Giants (1981-83) Tampa Bay Buccaneers (1984-85)
Brooks, Derrick (LB, 1991-94)	Tampa Bay Buccaneers (1995-08)
Brooks, Terrence (S, 2010-13)	Baltimore Ravens (2014-15) Philadelphia Eagles (2016) New York Jets (2017-18) New England Patriots (2019-20) Houston Texans (2021)
Brown, Everette (DE, 2005-08)	Carolina Panthers (2009-10) San Diego Chargers (2011) Dallas Cowboys (2013) Washington Redskins (2014)
Brown, Milford (OG, 2001)	Houston Texans (2003-05) Arizona Cardinals (2006) St. Louis Rams (2007) Jacksonville Jaguars (2008)
Brown, Rufus (DB, 1999-2003)	Washington Redskins (2004)
Brownlee, Jarvis (DB, 2019-21)	Tennessee Titans (2024-25) New York Jets (2025)
Bryant, Tony (DT, 1997-98)	Oakland Raiders (1999-02) New Orleans Saints (2004-05)
Buckley, Terrell (DB, 1989-91)	Green Bay Packers (1992-94) Miami Dolphins (1995-99, 2003) Denver Broncos (2000) New England Patriots (2001-02) New York Jets (2004) New York Giants (2005)
Bunkley, Brodrick (DT, 2002-05)	Philadelphia Eagles (2006-10) Denver Broncos (2011) New Orleans Saints (2012-14)
Burns, Brian (DE, 2016-18)	Carolina Panthers (2019-23) New York Giants (2024-25)
Bush, Devin (DB, 1991-94)	Atlanta Falcons (1995-98) St. Louis Rams (1999-00) Cleveland Browns (2001-02)
Butler, Bobby (DB, 1977-80)	Atlanta Falcons (1981-92)
Butler, LeRoy (DB, 1986-89)	Green Bay Packers (1990-01)
Butts, Marion (RB, 1987-88)	San Diego Chargers (1989-93) New England Patriots (1994) Houston Oilers (1995)
Capece, Bill (S, 1977-80)	Tampa Bay Buccaneers (1981-83)
Cappleman, Bill (QB, 1966-69)	Minnesota Vikings (1970) Detroit Lions (1973)
Carradine, Cornellius 'Tank' (DE, 2011-12)	San Francisco 49ers (2014-17) Oakland Raiders (2018) Miami Dolphins (2019)
Carreker, Alphonso (DT, 1980-83)	Green Bay Packers (1984-88) Denver Broncos (1989-91)
Carrell, Duane (P, 1968-71)	Dallas Cowboys (1974) Los Angeles Rams (1975) New York Jets (1976-77) St. Louis Cardinals (1977)
Carter, Dexter (RB, 1986-89)	San Francisco 49ers (1990-94, 1995-96) New York Jets (1995)
Carter, Jerome (DB, 2001-04)	St. Louis Rams (2005-07)
Carter, Pat (TE, 1984-87)	Detroit Lions (1988) Los Angeles Rams (1989-93) Houston Oilers (1994) St. Louis Rams (1995) Arizona Cardinals (1996-97)
Carter, Tony (DB, 2004-08)	Denver Broncos (2009, 2011-14) New England Patriots (2010) Indianapolis Colts (2015)
Carter, Walter (DL,1976-79)	Tampa Bay Buccaneers (1987)
Clark, Derrick (DB, 1991)	Denver Broncos (1994)
Clayton, Harvey (DB, 1979-82)	Pittsburgh Steelers (1983-86) New York Giants (1987)
Clayton, Thomas (RB, 2002)	Cleveland Browns (2010, 2011) New England Patriots (2010)
Cody, Tay (DB, 1996-2000)	San Diego Chargers (2001-03)
Coffield, Randy (LB, 1972-75)	Seattle Seahawks (1976) New York Giants (1978-79)
Coleman, Keon (WR, 2023)	Buffalo Bills (2024-25)
Coles, Laveranues (WR, 1996-99)	New York Jets (2000-02, 05-08) Washington Redskins (2003-04) Cincinnati Bengals (2009)
Cook, Dalvin (RB, 2014-16)	Minnesota Vikings (2017-22) New York Jets (2023) Baltimore Ravens (2023) Dallas Cowboys (2024)
Cooper, Andre (WR, 1993-96)	Denver Broncos (1999)
Cooper, Bert (LB, 1971-74)	Tampa Bay Buccaneers (1976)
Corbin, Jashaun (RB, 2020-21)	New York Giants (2023)
Cowart, Sam (LB, 1993-97)	Buffalo Bills (1998-01) New York Jets (2002-04) Minnesota Vikings (2005)
Crawford, Vernon (OLB, 1995-96)	New England Patriots (1997-99)
Crockett, Henri (LB, 1992-96)	Atlanta Falcons (1997-01) Minnesota Vikings (2002-03)
Crockett, Zack (RB, 1992-94)	Indianapolis Colts (1995-98) Jacksonville Jaguars (1998) Oakland Raiders (1999-06) Tampa Bay Buccaneers (2007)
Cromartie, Antonio (DB, 2003-05)	San Diego Chargers (2006-09) New York Jets (2010-13, 2015) Arizona Cardinals (2014) Indianapolis Colts (2016)
Curchin, Jeff (OL, 1966-69)	Chicago Bears (1970-71) Buffalo Bills (1972)
Darby, Ronald (CB, 2012-14)	Buffalo Bills (2015-16) Philadelphia Eagles (2017-2019) Washington Football Team (2020) Denver Broncos (2021-22) Baltimore Ravens (2023) Jacksonville Jaguars (2024)
Darling, Devard (WR, 2000-01)	Baltimore Ravens (2004-07) Kansas City Chiefs (2008)
Davis, Buster (LB, 2002-06)	Detroit Lions (2007) Indianapolis Colts (2008)
Davis, Chauncey (DE, 2003-04)	Atlanta Falcons (2005-10) Chicago Bears (2011)
Davis, Chris (WR, 2002-06)	Tennessee Titans (2007-08)
Dawkins, Everett (DT, 2008-12)	Dallas Cowboys (2013)
Dawsey, Lawrence (WR, 1986-90)	Tampa Bay Buccaneers (1991-95) New York Giants (1996) New Orleans Saints (1999)
Dawson, Bill (LB/TE/DE, 1961-64)	Boston Patriots (1965)
Dawson, Rhett (WR, 1968-71)	Houston Oilers (1972) Minnesota Vikings (1973)
Dickerson, Landon (OL, 2016-18)	Philadelphia Eagles (2021-25)
Dinkins, Howard (OLB, 1987-91)	Atlanta Falcons (1993)
Dockett, Darnell (DT, 1999-2003)	Arizona Cardinals (2004-13)
Dodge, Dedrick (DB, 1985-89)	Seattle Seahawks (1991-92) San Francisco 49ers (1994-96) Denver Broncos (1997) San Diego Chargers (1998)
Dorsey, Char-ron (OT, 1997-2000)	Dallas Cowboys (2001-02) Houston Texans (2002)
Dugans, Ron (WR, 1995-99)	Cincinnati Bengals (2000-02)
Dukes, Jamie (OL, 1982-85)	Atlanta Falcons (1986-93) Green Bay Packers (1994) Arizona Cardinals (1995)
Dunn, Warrick (RB, 1993-96)	Tampa Bay Buccanneers (1997-01, 2008) Atlanta Falcons (2002-07)
Durden, Cory (DT, 2017-20)	Los Angeles Rams (2023) New York Giants (2024) New England Patriots (2025)
Edwards, Mario (DB, 1995-99)	Dallas Cowboys (2000-03) Tampa Bay Buccaneers (2004)
Edwards, Jr., Mario (DE, 2012-14)	Oakland Raiders (2015-17) New York Giants (2018) New Orleans Saints (2019) Chicago Bears (2020-21) Tennessee Titans (2022) Seattle Seahawks (2023) Houston Texans (2024-25)
Eligwe, Ukeme (LB, 2012-14)	Kansas City Chiefs (2017) New York Giants (2018)
Elliott, Javien (DB, 2014-15)	Tampa Bay Buccaneers (2016-18) Carolina Panthers (2019)
Ellison, 'OMar (WR, 1990-94)	San Diego Chargers (1995-96)
Erving, Cameron (OL, 2010-14)	Cleveland Browns (2015-16) Kansas City Chiefs (2017-19) Dallas Cowboys (2020) Carolina Panthers (2021-22) New Orleans Saints (2023)
Farmer, Joshua (DT, 2021-24)	New England Patriots (2025)
Feamster, Tom (OT, 1953-55)	Baltimore Colts (1956)
Fenner, Lane (WR, 1965-67)	San Diego Chargers (1968)
Fiske, Braden (DT, 2023)	Los Angeles Rams (2024-25)
Fitzgerald, Ryan (K, 2019-24)	Carolina Panthers (2025)
Floyd, Victor (RB, 1984-88)	San Diego Chargers (1989)
Floyd, William (RB, 1990-93)	San Francisco 49ers (1994-97) Carolina Panthers (1998-00)
Fluellen, Andre (DT, 2003-07)	Detroit Lions (2008-11, 2012-15) Miami Dolphins (2012)
Footman, Dan (DE, 1990-92)	Cleveland Browns (1993-95) Baltimore Ravens (1996) Indianapolis Colts (1997-98)
Fordham, Todd (OT, 1992-96)	Jacksonville Jaguars (1997-02) Pittsburgh Steelers (2003) Carolina Panthers (2004-06)
Franklin, John III (WR, 2013-15)	Tampa Bay Buccaneers (2019)
Freeman, Devonta (RB, 2011-13)	Atlanta Falcons (2014-19) New York Giants (2020) Baltimore Ravens (2021)
Freeman, Reggie (DE, 1988-92)	New Orleans Saints (1993)
Fuller, Corey (DB, 1990-94)	Minnesota Vikings (1995-98) Cleveland Browns (1999-02) Baltimore Ravens (2003-04)
Gabbard, Steve (OT, 1984-88)	Green Bay Packers (1991)
Gainer, Amari (LB, 2018-22)	Las Vegas Raiders (2024)
Gano, Graham (K, 2005-08)	Washington Redskins (2009-11) Carolina Panthers (2012-18) New York Giants (2020-25)
Gardner, Talman (WR, 1998-2002)	New Orleans Saints (2003-04)
Gaydos, Kent (WR, 1968-71)	Green Bay Packers (1975)
Gibson, Derrick (DB, 1997-2000)	Oakland Raiders (2001-06)

Renardo Green

FSU ALL-TIME NFL PLAYERS

Keon Coleman

Glass, Chip (TE, 1966-68)	Cleveland Browns (1969-73) New York Giants (1974)
Goldman, Eddie (DT, 2012-14)	Chicago Bears (2015-21) Atlanta Falcons (2024) Washington Commanders (2025)
Goodman, Richard (WR, 2005-09)	San Diego Chargers (2010-12)
Gramatica, Bill (K, 1996-97)	Arizona Cardinals (2001-03) Miami Dolphins (2004)
Gray, Hector (DB, 1975-79)	Detroit Lions (1981-83)
Green, E.G. (WR, 1993-97)	Indianapolis Colts (1998-00)
Green, Lamont (LB, 1994-98)	Atlanta Falcons (1999)
Green, Renardo (DB, 2019-23)	San Francisco 49ers (2024-25)
Greene, Rashad (WR, 2011-14)	Jacksonville Jaguars (2015-18)
Guion, Letroy (DT, 2005-07)	Minnesota Vikings (2008-13) Green Bay Packers (2014-16)
Guthrie, Grant (K, 1967-69)	Buffalo Bills (1970-71)
Haggins, Odell (DT, 1985-89)	Buffalo Bills (1991)
Hammond, Kim (QB, 1964-67)	Miami Dolphins (1968) Boston Patriots (1969)
Harris, Mike (DB, 2010-11)	Jacksonville Jaguars (2012-13) New York Giants (2014)
Hart, Bobby (OL, 2011-14)	New York Giants (2015-17) Cincinnati Bengals (2018-20) Tennessee Titans (2021) Buffalo Bills (2021-22) Washington Commanders (2024) Los Angeles Chargers (2025)
Hayes, Eric (DT, 1985-89)	Seattle Seahawks (1990-91) Los Angeles Rams (1992) Tampa Bay Buccaneers (1993)
Hayes, Geno (LB, 2005-07)	Tampa Bay Buccaneers (2008-11) Chicago Bears (2012) Jacksonville Jaguars (2013-14)
Henderson, Mario (OT, 2003-06)	Oakland Raiders (2007-10)
Hendley, Jim (C, 1982-86)	Atlanta Falcons (1987)
Hermann, Dick (LB, 1962-64)	Oakland Raiders (1965)
Hester, Jessie (WR, 1981-84)	Los Angeles Raiders (1985-87) Atlanta Falcons (1988) Indianapolis Colts (1990-93) Los Angeles/St. Louis Rams (1994-95)
Hester, Ron (LB, 1978-81)	Miami Dolphins (1982)
Holland, Montrae (OG, 1998-2002)	New Orleans Saints (2003-06) Denver Broncos (2007) Dallas Cowboys (2008-11)
Hope, Chris (DB, 1998-2001)	Pittsburgh Steelers (2002-05) Tennessee Titans (2006-11) Atlanta Falcons (2012)
Hopkins, Dustin (K, 2009-12)	Washington Football Team (2015-21) Los Angeles Chargers (2021-22) Cleveland Browns (2023-24)
Hudson, Rodney (C, 2007-10)	Kansas City Chiefs (2011-14) Oakland/Las Vegas Raiders (2015-20) Arizona Cardinals (2021-22)
Huff, Gary (QB, 1970-72)	Chicago Bears (1973-76) Tampa Bay Buccaneers (1977-78)
Humphrey, Deon (LB, 1994-98)	Carolina Panthers (2000) San Diego Chargers (2000-01) Jacksonville Jaguars (2003)
Hunt, Charles (LB, 1970-72)	San Francisco 49ers (1973) Tampa Bay Buccaneers (1976)
Irons, Paul (TE, 2001-04)	Cleveland Browns (2005)
Izzo, Ryan (TE, 2014-17)	New England Patriots (2019-20) Tennessee Titans (2021)
Jackson, Alonzo (DE, 1999-2002)	Pittsburgh Steelers (2003-04) Philadelphia Eagles (2005) New York Giants (2005)
Jackson, Bobby (DB, 1974-77)	New York Jets (1978-85)
Jackson, Dexter (DB, 1995-98)	Tampa Bay Buccaneers (1999-02, 2004-05) Arizona Cardinals (2003) Cincinnati Bengals (2006-08)
Jackson, Tre' (OG, 2011-14)	New England Patriots (2015)
James, Derwin (DB, 2015-17)	Los Angeles Chargers (2018-25)
Janikowski, Sebastian (K, 1997-99)	Oakland Raiders (2000-16) Seattle Seahawks (2018)
Jax, Garth (LB, 1982-85)	Dallas Cowboys (1986-88) Phoenix/Arizona Cardinals (1989-95)
Jenkins, Brandon (DE, 2009-12)	Washington Redskins (2013)
Jennings, Michael (WR, 1999-2002)	New York Giants (2006)
Jernigan, Timmy (DT, 2011-13)	Baltimore Ravens (2014-16) Philadelphia Eagles (2017-19) Jacksonville Jaguars (2020) Denver Broncos (2020)
Johnson, Brad (QB, 1987-91)	Minnesota Vikings (1994-98, 2005-06) Washington Redskins (1999-00) Tampa Bay Buccaneers (2001-04) Dallas Cowboys (2007-08)
Johnson, Greg (DT, 1972-75)	Tampa Bay Buccaneers (1977) Baltimore Colts (1977)
Johnson, Jermaine II (DE, 2021)	New York Jets (2022-25)
Johnson, Jerry (DT, 1995-99)	Denver Broncos (2001)
Johnson, Lonnie (TE, 1990-93)	Buffalo Bills (1994-98) Kansas City Chiefs (1999)
Johnson, Reggie (TE, 1986-90)	Denver Broncos (1991-93) Green Bay Packers (1994,1997) Philadelphia Eagles (1995) Kansas City Chiefs (1996)
Johnson, Roderick (OL, 2014-16)	Houston Texans (2018-20)
Johnson, Travis (DT, 2000-04)	Houston Texans (2005-08) San Diego Chargers (2009-10)
Jones, Christian (LB, 2010-13)	Chicago Bears (2014-17, 2021) Detroit Lions (2018-20) Seattle Seahawks (2022)
Jones, Fred (LB, 1983-86)	Kansas City Chiefs (1987)
Jones, Greg (RB, 2000-03)	Jacksonville Jaguars (2004-12) Houston Texans (2013)
Jones, Hassan (WR, 1982-85)	Minnesota Vikings (1986-92) Kansas City Chiefs (1993)
Jones, Jarrian (DB, 2020-23)	Jacksonville Jaguars (2024-25)
Jones, Marvin (LB, 1990-92)	New York Jets (1993-03)
Jones, Walter (OT, 1995-96)	Seattle Seahawks (1997-08)
Jones, Willie (DE, 1975-78)	Oakland Raiders (1979-81)
Joyner, Lamarcus (S, 2010-13)	St. Louis/Los Angeles Rams (2014-18) Oakland/Las Vegas Raiders (2019-20) New York Jets (2021-22)
Kaindoh, Joshua (DE, 2017-20)	Kansas City Chiefs (2021)
Kanell, Danny (QB, 1992-95)	New York Giants (1996-98) Atlanta Falcons (1999-00) Denver Broncos (2003)
Kelly II, Derrick (OL, 2014-18)	New Orleans Saints (2020) New York Giants (2021)
Kimber, Bill (DE, 1956-58)	New York Giants (1959-60) Boston Patriots (1961)
Kinderman, Keith (RB, 1961-62)	San Diego Chargers (1963-64) Houston Oilers (1965)
Knowles, Kevin II (DB, 2021-24)	Kansas City Chiefs (2025)
Knox, Kevin (WR, 1989-93)	Arizona Cardinals (1994)
Lanier, Ken (OT, 1977-80)	Denver Broncos (1981-92, 94) Los Angeles Raiders (1993)
Lee, Amp (RB, 1989-91)	San Francisco 49ers (1992-93) Minnesota Vikings (1994-96) St. Louis Rams (1997-99) Philadelphia Eagles (2000)
Leonard, Rick (OL, 2014-17)	Atlanta Falcons (2021)
Lester, Keith (TE, 1980-81)	Indianapolis Colts (1987)
Lewis, Ronald (WR, 1986-89)	San Francisco 49ers (1990, 1992) Green Bay Packers (1992-94)
Long, Kevin (C, 1993-97)	Tennessee Titans (1998-01)
Mack, Kim (DB, 1980-84)	Seattle Seahawks (1987)
Maddox, Nick (RB, 1999-2002)	Cleveland Browns (2003)
Majors, Joe (DB, 1957-59)	Houston Oilers (1960)
Mankins, Jim (RB, 1964-66)	Atlanta Falcons (1967)
Manuel, EJ (QB, 2008-12)	Buffalo Bills (2013-16) Oakland Raiders (2017)
Marshall, Trey (DB, 2014-17)	Denver Broncos (2018-20) Los Angeles Chargers (2021)
Mayhew, Martin (DB, 1983-87)	Washington Redskins (1989-92) Tampa Bay Buccaneers (1993-96)
McCorvey, Kez (WR, 1990-94)	Detroit Lions (1995-97)
McCullers, Dale (LB, 1966-68)	Miami Dolphins (1969)
McDaniel, Jacobbi (DL, 2009-13)	Cleveland Browns (2014)
McFadden, Bryant (DB, 2000-04)	Pittsburgh Steelers (2005-08, 2010-11) Arizona Cardinals (2009)
McIntosh, Toddrick (DE, 1989-93)	Tampa Bay Buccaneers (1994-95)
McKinnon, Dennis (WR, 1979-82)	Chicago Bears (1983-89) Dallas Cowboys (1990)
McKitty, Tre' (TE, 2017-19)	Los Angeles Chargers (2021-23)
McLean,Scott (LB, 1978-81)	Dallas Cowboys (1983)
McLendon, Derrick II (DE, 2019-22)	Miami Dolphins (2025)
McMillan, Eddie (DB, 1970-72)	Los Angeles Rams (1973-75) Seattle Seahawks (1976-77) Buffalo Bills (1978)
Meseroll, Mark (OT, 1975-77)	New Orleans Saints (1978)
Minnis, Marvin 'Snoop' (WR, 1996-2000)	Kansas City Chiefs (2001-02)
Minor, Travis (RB, 1997-2000)	Miami Dolphins (2001-06) St. Louis Rams (2007-08)
Mobley, Orson (TE, 1981-82)	Denver Broncos (1986-90)
Moody, Nick (LB, 2008-12)	San Francisco 49ers (2013-14) Seattle Seahawks (2015) Washington Redskins (2016)
Moore, Eric (DE, 2001-04)	New York Giants (2005) New Orleans Saints (2006) St. Louis Rams (2006-08) New England Patriots (2010-11)
Mowatt, Zeke (TE, 1979-82)	New York Giants (1983-89, 1991) New England Patriots (1990)
Murdock, Les (K, 1962-64)	New York Giants (1967)
Nabers, Gabe (FB, 2016-19)	Los Angeles Chargers (2020-21)

Kevin Knowles II

FSU ALL-TIME NFL PLAYERS

Nasirildeen, Hamsah (DB, 2017-20)	New York Jets (2021-22)
Nelson, Lee (DB, 1974-75)	St. Louis Cardinals (1976-85)
Nichols, Gerald (DT, 1982-86)	New York Jets (1987-90)
	Tampa Bay Buccaneers (1991)
	Philadelphia Eagles (1993)
	Washington Redskins (1993)
Nicholson, A.J. (LB, 2002-05)	Cincinnati Bengals (2006)
Nnadi, Derrick (DT, 2014-17)	Kansas City Chiefs (2018-25)
O'Leary, Nick (TE, 2011-14)	Buffalo Bills (2015-17)
	Miami Dolphins (2018-19)
	Jacksonville Jaguars (2019)
Paige, Lee (DB, 1981-82)	Tampa Bay Buccaneers (1987)
Palmer, Sterling (DE, 1989-92)	Washington Redskins (1993-97)
Parker, Preston (WR, 2006-08)	Tampa Bay Buccaneers (2010-12)
	New York Giants (2014-15)
Parks, Terrance (DB, 2008-11)	Seattle Seahawks (2014)
Parris, Gary (TE, 1970-72)	San Diego Chargers (1973-74)
	Cleveland Browns (1975-78)
	St. Louis Cardinals (1979-80)
Patrick, Jacques (RB, 2015-18)	San Francisco 49ers (2021)
Pittman, Julian (DT, 1993-97)	New Orleans Saints (1998)
Player, Scott (P, 1990-91)	Arizona Cardinals (1998-06)
	Cleveland Browns (2007)
Polley, Tommy (LB, 1996-2000)	St. Louis Rams (2001-04)
	Baltimore Ravens (2005)
Ponder, Christian (QB, 2006-10)	Minnesota Vikings (2011-14)
Ponder, David (DT, 1980-83)	Dallas Cowboys (1985)
Pope, Kendyll (LB, 2000-03)	Indianapolis Colts (2004)
Powell, Eric (DE, 2000-02)	Buffalo Bills (2007)
Powell, Shawn (P, 2008-11)	Buffalo Bills (2012-13)
	Cincinnati Bengals (2013)
Ramsey, Jalen (DB, 2013-15)	Jacksonville Jaguars (2016-19)
	Los Angeles Rams (2019-22)
	Miami Dolphins (2023-24)
	Pittsburgh Steelers (2025)
Reid, Willie (WR, 2001-05)	Pittsburgh Steelers (2006-07)
Renn, Bobby (DB/WR, 1955-58)	New York Titans (1961)
Reynolds, Jamal (DE, 1997-2000)	Green Bay Packers (2001-03)
Rhodes, Xavier (DB, 2009-12)	Minnesota Vikings (2013-19)
	Indianapolis Colts (2020-21)
	Buffalo Bills (2022)
	Dallas Cowboys (2022)
Riley, Phillip (WR, 1993-95)	New York Jets (1996)
Roberson, James (DE, 1990-94)	Houston/Tennessee Oilers (1996-98)
	Jacksonville Jaguars (1999)
Robinson, Jammie (DB, 2021-22)	Carolina Panthers (2023-24)
	Atlanta Falcons (2025)
Robinson, Janarius (DE, 2016-20)	Las Vegas Raiders (2023-24)
Robinson, Patrick (DB, 2006-09)	New Orleans Saints (2010-14, 2018-20)
	San Diego Chargers (2015)
	Indianapolis Colts (2016)
	Philadelphia Eagles (2017)
Rolle, Samari (DB, 1994-97)	Tennessee Titans (1998-04)
	Baltimore Ravens (2005-08)
Romeo, Tony (TE, 1958-60)	Dallas Texans (1961)
	Boston Patriots (1962-67)
Ross, Gerard (DB, 2001-05)	Seattle Seahawks (2006)
Roye, Orpheus (DE, 1994-95)	Pittsburgh Steelers (1996-99, 2008)
	Cleveland Browns (2000-07)
Rudolph, Travis (WR, 2014-16)	New York Giants (2017)
Sam, P.K. (WR, 2001-03)	New England Patriots (2004)
Samuel Jr., Asante (DB, 2018-20)	Los Angeles Chargers (2021-24)
	Pittsburgh Steelers (2025)
Samuels III, Stanford (DB, 2017-19)	Green Bay Packers (2020)
Sanborn, Garrison (DS, 2004-07)	Buffalo Bills (2009-16)
	Tampa Bay Buccaneers (2017-18)
	San Francisco 49ers (2019)
Sanders, Deion (DB, 1985-88)	Atlanta Falcons (1989-93)
	San Francisco 49ers (1994)
	Dallas Cowboys (1995-99)
	Washington Redskins (2000)
	Baltimore Ravens (2004-05)
Sawyer, Corey (DB, 1990-93)	Cincinnati Bengals (1994-98)
	New York Jets (1999)
Scott, Stanley (DE, 1982-85)	Miami Dolphins (1987)
Sellers, Ron (WR, 1966-68)	Boston/New England Patriots (1969-71)
	Dallas Cowboys (1972)
	Miami Dolphins (1973)
Shaw, Eric (LB, 1989)	Cincinnati Bengals (1992-94)
Shelton, Eric (RB, 2001)	Carolina Panthers (2006)
Shiver, Clay (C, 1991-95)	Dallas Cowboys (1996-98)
Shumann, Mike (WR, 1973-77)	San Francisco 49ers (1978-79, 1981)
	Tampa Bay Buccaneers (1980)
	St. Louis Cardinals (1982-83)
Simon, Corey (DT, 1996-99)	Philadelphia Eagles (2000-04)
	Indianapolis Colts (2005)
	Tennessee Titans (2007)
Simpson, Carl (DE, 1988-92)	Chicago Bears (1993-97)
	Arizona Cardinals (1998)
Sims, Ernie (LB, 2003-05)	Detroit Lions (2006-09)
	Philadelphia Eagles (2010)
	Indianapolis Colts (2011)
	Dallas Cowboys (2012-13)

Derrick Nnadi

Smith, Antone (RB, 2005-08)	Atlanta Falcons (2010-14)
	Chicago Bears (2015)
	Tampa Bay Buccaneers (2016)
Smith, Barry (WR, 1970-72)	Green Bay Packers (1973-75)
	Tampa Bay Buccaneers (1976)
Smith, Larry (DT, 1995-98)	Jacksonville Jaguars (1999-02)
	Green Bay Packers (2003-04)
Smith, Rodney (WR, 2009-12)	Minnesota Vikings (2013-14)
	Cleveland Browns (2014)
Smith, Sammie (RB, 1985-88)	Miami Dolphins (1989-91)
	Denver Broncos (1992)
Smith, Shevin (DB, 1994-97)	Tampa Bay Buccaneers (1998-99)
Smith, Telvin (LB, 2010-13)	Jacksonville Jaguars (2014-18)
Smith, Terrance (LB, 2011-15)	Kansas City Chiefs (2016-18)
	Arizona Cardinals (2020)
Solomon, Jesse (LB, 1983-85)	Minnesota Vikings (1986-89)
	Dallas Cowboys (1989-90)
	Tampa Bay Buccaneers (1991)
	Atlanta Falcons (1992-93)
	Miami Dolphins (1994)
Spires, Greg (DE, 1993-97)	New England Patriots (1998-00)
	Cleveland Browns (2001)
	Tampa Bay Buccaneers (2002-07)
Stark, Rohn (P, 1978-81)	Baltimore/Indianapolis Colts (1982-94)
	Pittsburgh Steelers (1995)
	Carolina Panthers (1996)
	Seattle Seahawks (1997)
Stork, Bryan (C, 2009-13)	New England Patriots (2014-15)
Sumner, Walt (DB, 1966-68)	Cleveland Browns (1969-74)
Sweat, Josh (DE, 2015-17)	Philadelphia Eagles (2018-24)
	Arizona Cardinals (2025)
Tate, Auden (WR, 2015-17)	Cincinnati Bengals (2018-21)
Tensi, Steve (QB, 1962-64)	San Diego Chargers (1965-66)
	Denver Broncos (1967-70)
Terry, Nat (DB, 1974-77)	Pittsburgh Steelers (1978)
	Detroit Lions (1978)
Thomas, Azareye'h (DB, 2022-24)	New York Jets (2025)
Thomas, J.T. (DB, 1970-72)	Pittsburgh Steelers (1973-81)
	Denver Broncos (1982)
Thomas, Keir (DL, 2021)	Los Angeles Rams (2022-24)
Thomas, Matthew (LB, 2013-17)	Pittsburgh Steelers (2018)
Thomas, Tra (OT, 1993-97)	Philadelphia Eagles (1998-08)
	Jacksonville Jaguars (2009)
Thompson, Chris (RB, 2009-12)	Washington Redskins (2013-19)
	Jacksonville Jaguars (2020)
Thompson, Weegie (WR, 1979-83)	Pittsburgh Steelers (1984-89)
Thorpe, Craphonso (WR, 2001-04)	Indianapolis Colts (2007)
Timmons, Lawrence (LB, 2004-06)	Pittsburgh Steelers (2007-16)
	Miami Dolphins (2017)
Tomberlin, Pat (OT, 1985-88)	Indianapolis Colts (1990)
	Tampa Bay Buccaneers (1993)
Tuten, Rick (P, 1986-87)	Philadelphia Eagles (1989)
	Buffalo Bills (1990)
	Seattle Seahawks (1991-97)
	St. Louis Rams (1998-99)
Tye, Will (TE, 2010-12)	New York Giants (2015-16)
	New York Jets (2017)
Vance, Greedy (DB, 2022-23)	Las Vegas Raiders (2025)
Vanover, Tamarick (WR/RB, 1992-93)	Kansas City Chiefs (1995-99)
	San Diego Chargers (2002)
Verse, Jared (DE, 2022-23)	Los Angeles Rams (2024-25)
Wadsworth, Andre (DE, 1994-97)	Arizona Cardinals (1998-00)

Walker, DeMarcus (DE, 2013-16)	Denver Broncos (2017-20)
	Houston Texans (2021)
	Tennessee Titans (2022)
	Chicago Bears (2023-24)
	Washington Commanders (2025)
Walker, Javon (WR, 2000-01)	Green Bay Packers (2002-05)
	Denver Broncos (2006-07)
	Oakland Raiders (2008-09)
Ward, B.J. (DB, 2000-04)	Baltimore Ravens (2005)
	Oakland Raiders (2007)
Warren, David (DE, 1997-2000)	Indianapolis Colts (2002)
Warrick, Peter (WR, 1995-99)	Cincinnati Bengals (2000-04)
	Seattle Seahawks (2005)
Washington, Leon (RB, 2002-05)	New York Jets (2006-09)
	Seattle Seahawks (2010-12)
	New England Patriots (2013)
	Tennessee Titans (2013-14)
Watkins, Pat (DB, 2002-05)	Dallas Cowboys (2006-09)
	San Diego Chargers (2010)
Watson, Dekoda (LB, 2006-09)	Tampa Bay Buccaneers (2010-13)
	Jacksonville Jaguars (2014)
	Dallas Cowboys (2014)
	New England Patriots (2015)
	Denver Broncos (2016)
	San Francisco 49ers (2017-18)
	Seattle Seahawks (2019)
Watson, Menelik (OT, 2012)	Oakland Raiders (2013-16)
	Denver Broncos (2017)
Weinke, Chris (QB, 1997-2000)	Carolina Panthers (2001-06)
	San Francisco 49ers (2007)
Weldon, Casey (QB, 1987-91)	Tampa Bay Buccaneers (1993-96)
	Washington Redskins (1999)
Werner, Bjoern (LB, 2010-12)	Indianapolis Colts (2013-15)
Wettstein, Max (TE, 1963-65)	Denver Broncos (1966)
White, Markus (LB, 2008-10)	Washington Redskins (2011-12)
	Tampa Bay Buccaneers (2012)
Whitehead, Bud (DB, 1958-60)	San Diego Chargers (1961-68)
Williams, Brett (OT, 1998-2002)	Kansas City Chiefs (2004)
Williams, Del (C, 1964-66)	New Orleans Saints (1967-73)
Williams, Karlos (RB, 2011-14)	Buffalo Bills (2015)
Williams, P.J. (DB, 2012-14)	New Orleans Saints (2016-22)
Williams, Pooh Bear (FB, 1993-97)	Buffalo Bills (1998)
Williams, Todd (OG, 1998-2002)	Tennessee Titans (2004-05)
Williams, Vince (LB, 2008-12)	Pittsburgh Steelers (2013-20)
Willis, Peter Tom (QB, 1985-89)	Chicago Bears (1990-93)
Willis, Ray (OT, 2000-04)	Seattle Seahawks (2005-09)
Wilson, Jesus 'Bobo' (WR, 2013-16)	Tampa Bay Buccaneers (2017-19)
Wilson, Johnny (WR, 2022-23)	Philadelphia Eagles (2024)
Wilson, Marvin (DT, 2017-20)	Philadelphia Eagles (2021-22)
Wilson, Reinard (DE, 1993-96)	Cincinnati Bengals (1997-02)
Wimbley, Kamerion (LB, 2002-05)	Cleveland Browns (2006-09)
	Oakland Raiders (2010-11)
	Tennessee Titans (2012-14)
Winston, Jameis (QB, 2012-14)	Tampa Bay Buccaneers (2015-19)
	New Orleans Saints (2020-23)
	Cleveland Browns (2024)
	New York Giants (2025)
Woolford, Gary (DB, 1975-76)	New York Giants (1980)

RECORDS

FLORIDA STATE SEMINOLES
TALLAHASSEE, FLORIDA
EST. 1851

So fight, fight, fight, fight, for victory the Seminoles of Florida State! F-L-O-R-I-D-A-S-T-A-T-E Florida State, Florida State, Florida State!

ALL-TIME COACHES AND CAPTAINS

YEAR	COACH	CAPTAINS	W	L	T	FSU PTS	OPP PTS
1947	Ed Williamson	Jack McMillan, Phil Rountree	0	5	0	18	90
1948	Don Veller	Game Captains	7	1	0	152	64
1949*	Don Veller	Hugh Adams	9	1	0	291	59
1950	Don Veller	Duke Maltby	8	0	0	219	54
1951	Don Veller	Bill Dawkins	6	2	0	194	72
1952	Don Veller	Curt Campbell, Vic Szczepanik	1	8	1	101	261
1953	Tom Nugent	Steve Kalenich, Bobby Fiveash	5	5	0	183	146
1954*	Tom Nugent	Game Captains	8	4	0	277	190
1955	Tom Nugent	Bob Crenshaw, Don Powell	5	5	0	147	186
1956	Tom Nugent	Joe Holt, Buck Metts	5	4	1	178	116
1957	Tom Nugent	Ron Schomburger	4	6	0	136	165
1958*	Tom Nugent	Vic Prinzi, Bobby Renn	7	4	0	218	124
1959*	Perry Moss	John Spivey, Al Ulmer	4	6	0	149	132
1960	Bill Peterson	Tony Romeo	3	6	1	111	136
1961	Bill Peterson	Steve Klesius	4	5	1	93	128
1962	Bill Peterson	Gene McDowell	4	3	3	170	69
1963	Bill Peterson	Charlie Calhoun, Chuck Robinson	4	5	1	167	93
1964*	Bill Peterson	Bill Dawson, Fred Biletnikoff, George D'Alessandro	9	1	1	263	85
1965	Bill Peterson	Bill McDowell, Max Wettstein	4	5	1	121	119
1966*	Bill Peterson	Game Captains	6	5	0	274	215
1967*	Bill Peterson	Game Captains	7	2	2	250	187
1968*	Bill Peterson	Game Captains	8	3	0	308	211
1969	Bill Peterson	Game Captains	6	3	1	220	182
1970	Bill Peterson	Game Captains	7	4	0	254	195
1971*	Larry Jones	Rhett Dawson, John Lanahan	8	4	0	309	174
1972	Larry Jones	Gary Huff, Larry Strickland	7	4	0	287	224
1973	Larry Jones	Jim Malkiewicz, Don Sparkman	0	11	0	98	331
1974	Darrell Mudra	Joe Goldsmith, Burt Cooper	1	10	0	130	289
1975	Darrell Mudra	Greg Johnson, Jeff Gardner	3	8	0	187	213
1976	Bobby Bowden	Jimmy Black, Jeff Leggett, Joe Camps, Rudy Thomas	5	6	0	205	258
1977*	Bobby Bowden	Aaron Carter, Bill Duley, Larry Key, Tom Rushing, Nat Terry	10	2	0	314	170
1978	Bobby Bowden	Nate Henderson, Willie Jones, Ivory Joe Hunter	8	3	0	312	208
1979*	Bobby Bowden	Mike Good, Ivory Joe Hunter, Scott Warren, Wally Woodham	11	1	0	326	160
1980*	Bobby Bowden	Reggie Herring, Greg Futch, Ron Simmons, Ken Lanier	10	2	0	369	103
1981	Bobby Bowden	James Harris, James Gilbert, Rohn Stark, Michael Whiting, Rick Stockstill	6	5	0	240	286
1982*	Bobby Bowden	Game Captains	9	3	0	419	254
1983*	Bobby Bowden	Game Captains	8+	4	0	381	312
1984*	Bobby Bowden	Greg Allen, Joe Wessel, Henry Taylor	7	3	2	406	254
1985*	Bobby Bowden	John Ionata, Todd Stroud, Kirk Coker	9	3	0	402	258
1986*	Bobby Bowden	Fred Jones, Gerald Nichols, Louis Berry, Jim Hendley	7	4	1	393	218
1987*	Bobby Bowden	Danny McManus, Paul McGowan, Marty Riggs, Pat Carter	11	1	0	481	163
1988*	Bobby Bowden	Chip Ferguson, Deion Sanders, Alphonso Williams	11	1	0	455	172
1989*	Bobby Bowden	Peter Tom Willis, LeRoy Butler, Dexter Carter	10	2	0	424	199
1990*	Bobby Bowden	Lawrence Dawsey, Corian Freeman, Anthony Moss, Bill Ragans	10	2	0	459	206
1991*	Bobby Bowden	Kirk Carruthers, Errol McCorvey, Casey Weldon	11	2	0	449	188
1992*	Bobby Bowden	Robbie Baker, Reggie Freeman, Carl Simpson, Robert Stevenson	11	1	0	446	186
1993*	Bobby Bowden	Ken Alexander, Matt Frier, Lonnie Johnson, Charlie Ward	12	1	0	536	129
1994*	Bobby Bowden	Derrick Brooks, Zack Crockett, Kendrick Scott	10	1	1	428	200
1995*	Bobby Bowden	Clay Shiver, Todd Rebol, Tyrant Marion	10	2	0	563	246
1996*	Bobby Bowden	Todd Fordham, Scott Bentley, Reinard Wilson	11	1	0	446	174
1997*	Bobby Bowden	Kevin Long, Daryl Bush, Shevin Smith	11	1	0	468	181
1998*	Bobby Bowden	Lamarr Glenn, Lamont Green, Billy Rhodes, Demetro Stephens	11	2	0	401	161
1999*	Bobby Bowden	Corey Simon, Todd Frier, Peter Warrick	12	0	0	458	203
2000*	Bobby Bowden	Brian Allen, Chris Weinke, Jean Jeune	11	2	0	511	136
2001*	Bobby Bowden	Javon Walker, Chad Maeder, Bradley Jennings	8	4	0	403	304
2002*	Bobby Bowden	Brett Williams, Alonzo Jackson, Patrick Newton	9	5	0	428	301
2003*	Bobby Bowden	Michael Boulware, Greg Jones, Brian Sawyer	10	3	0	419	217
2004*	Bobby Bowden	Jerome Carter, Alex Barron, Bryant McFadden	9	3	0	302	169
2005*	Bobby Bowden	Brodrick Bunkley, Willie Reid, Kyler Hall	8	5	0	376	286
2006*	Bobby Bowden	Lorenzo Booker, Buster Davis, Mikhal Kornegay	7	6	0	345	258
2007*	Bobby Bowden	De'Cody Fagg, Andre Fluellen, Anthony Houllis	7	6	0	303	298
2008*	Bobby Bowden	Antone Smith, Tony Carter, Benjamin Lampkin	9	4	0	434	262
2009*	Bobby Bowden	Christian Ponder, Jamie Robinson, Recardo Wright	7	6	0	391	390
2010*	Jimbo Fisher	Rodney Hudson, Ochuko Jenije, Christian Ponder, Kendall Smith, Markus White	10	4	0	439	271
2011*	Jimbo Fisher	Nigel Bradham, EJ Manuel, Shawn Powell	9	4	0	398	196
2012*	Jimbo Fisher	Dustin Hopkins, EJ Manuel, Lonnie Pryor, Vince Williams	12	2	0	550	206
2013*	Jimbo Fisher	Rashad Greene, Lamarcus Joyner, Telvin Smith, Jameis Winston	14	0	0	723	170
2014*	Jimbo Fisher	Roberto Aguayo, Mario Edwards Jr., Eddie Goldman, Rashad Greene, Jameis Winston	13	1	0	472	358
2015*	Jimbo Fisher	Lamarcus Brutus, Dalvin Cook, Jalen Ramsey, DeMarcus Walker	10	3	0	412	227
2016*	Jimbo Fisher	Dalvin Cook, Rod Johnson, Sean Maguire, Freddie Stevenson, DeMarcus Walker, Marquez White	10	3	0	456	325
2017*	Jimbo Fisher/ Odell Haggins	Alec Eberle, Jared Jackson, Derwin James, Derrick Nnadi	7	6	0	362	276
2018	Willie Taggart	Ricky Aguayo, Brian Burns, Alec Eberle	5	7	0	263	378
2019*	Willie Taggart/ Odell Haggins	Ricky Aguayo, James Blackman, Marvin Wilson	6	7	0	363	362
2020	Mike Norvell	Game Captains	3	6	0	232	324
2021	Mike Norvell	Game Captains	5	7	0	331	318
2022*	Mike Norvell	Game Captains	10	3	0	469	268
2023*	Mike Norvell	Game Captains	13	1	0	484	270
2024	Mike Norvell	Game Captains	2	10	0	185	336
2025	Mike Norvell	Game Captains	5	7	0	396	264
TOTALS			**600^**	**298**	**17**	**25,733**	**16,569**

**denotes bowl appearance; ^win total includes 12 victories vacated by the NCAA in 2006 & 2007; +includes forfeit win from Tulane*

PASSING RECORDS

Individual Records

Most Passes Attempted
Game: 67, Danny Kanell at Virginia, Nov. 2, 1995
Season: 469, Drew Weatherford, 2005
Career: 1,107, Chris Weinke, 1997-2000

Most Yards Per Attempt
Game: (Min. 15 atts.) - 17.6 (282-16), EJ Manuel vs. Duke, Oct. 27, 2012
Season: (Min. 100 atts.) - 10.6 (4057-384), Jameis Winston, 2013
Career: (Min. 400 atts.) - 9.4 (7964-851), Jameis Winston, 2013-14

Most Yards Per Completion
Game: (Min. 15 atts.) - 35.3 (282-8), EJ Manuel vs. Duke, Oct. 27, 2012
Season: (Min. 100 atts.) - 17.1 (2487-145), Chris Weinke, 1998
Career: (Min. 400 atts.) - 15.14 (9839-650), Chris Weinke, 1997-2000

Most Touchdown Passes
Game: 6 Peter Tom Willis vs. Memphis State, Nov. 18, 1989, Chris Weinke vs. Maryland, Nov. 13, 1999
Season: 40, Jameis Winston, 2013
Career: 79, Chris Weinke, 1997-2000

Consecutive Games With A Touchdown Pass
Career: 27, Jameis Winston, 2013-14

Highest Completion Percentage
Game: (Min. 15 atts.) - 92.6 (25-27), Jameis Winston at Pitt, Sept. 2, 2013
Season: (Min. 100 atts.) - 69.5 (264-380), Charlie Ward, 1993
Career: (Min. 400 atts.) - 66.89 (600-897), EJ Manuel, 2009-12

Highest Passing Efficiency Rating
Season: (Min. 10 atts./game) - 184.84, Jameis Winston, 2013
Career: (Min. 15 atts./game) - 163.3, Jameis Winston, 2013-14

Longest Pass
Game: 98 Chris Weinke to Marvin Minnis vs. Clemson (11/4/2000)
Christian Ponder to Rod Owens vs. North Carolina (10/22/2009)

Most 200-Yard Games
Season: 12, Jameis Winston, 2013 and 2014
Career: 34, Chris Weinke, 1997-2000

Consecutive 200-Yard Games
Career: 20, Chris Weinke, 1997-2000

Most 300-Yard Games
Season: 7 Danny Kanell, 1995; Chris Weinke, 2000; Jameis Winston, 2013 and 2014
Career: 14, Chris Weinke, 1997-2000; Jameis Winston, 2013-14

Consecutive 300-Yard Games
Season: 3 Kim Hammond, 1967; Peter Tom Willis, 1989; Danny Kanell, 1995; Chris Weinke, 2000; Chris Rix, 2001; Christian Ponder, 2009; Jameis Winston, 2013
Career: 3, same

Consecutive Passes Without An Interception
Season: (Min. 100 atts.) - 270, Drew Weatherford, 2007
Career: (Min. 400 atts.) - 270, Drew Weatherford, 2007

Lowest Interception Percentage
Season: (Min. 100 atts.) - .0062 (2-324), Jordan Travis, 2023
Career: (Min. 400 atts.) - .0188 (19-1013), Jordan Travis, 2019-23

Most Interceptions Thrown
Game: 6, Chris Weinke at NC State, Sept. 12, 1998
Season: 23, Gary Huff, 1972
Career: 42, Gary Huff, 1970-72

Longest Runs by Quarterback
TD Run: 88, Jordan Travis vs. Pitt, Nov. 7, 2020
Non-TD Run: 71, Jordan Travis at NC State, Oct. 8, 2022

Longest TD Passes
1. 98 yards, Chris Weinke to Snoop Minnis vs. Clemson, 2000
98 yards, Christian Ponder to Rod Owens vs. North Carolina, 2009
3. 96 yards, Jimmy Jordan to Kurt Unglaub vs. Virginia Tech, 1976
4. 95 yards, Jimmy Black to Rudy Thomas vs. Southern Miss,1976
5. 93 yards, Chip Ferguson to Lawrence Dawsey vs. Southern Miss, 1988
6. 92 yards, Deondre Francois to Nyqwan Murray vs. Michigan, 2016 Orange Bowl
7. 91 yards, Jimmy Black to Kurt Unglaub at N. Texas State, 1976
91 yards, James Blackman to Tamorrion Terry vs. Arizona State, 2019 Sun Bowl
9. 88 yards, Gary Huff to Barry Smith vs. Kansas, 1971
88 yards, Casey Weldon to Amp Lee vs. Tulane, 1989

Single-Game Yards

1.	Chris Weinke	Duke	2000	536
2.	Chris Weinke	Clemson	2000	521
3.	Bill Cappleman	Memphis State	1969	508
4.	Chris Weinke	at Miami	2000	496
5.	Peter Tom Willis	Memphis State	1989	482
6.	Thad Busby	NC State	1997	463
7.	Danny Kanell	at Virginia	1995	454
8.	Charlie Ward	at Florida	1993	446
9.	Jameis Winston	at Clemson	2013	444
10.	Chris Weinke	at Georgia Tech	2000	443
11.	EJ Manuel	Boston College	2012	439
12.	Bill Cappleman	at South Carolina	1968	437
13.	Danny Kanell	at Maryland	1994	427
14.	Peter Tom Willis	vs. Nebraska ('90 Fiesta)	1989	422
15.	Danny Kanell	Florida	1994	421
	James Blackman	at NC State	2018	421
17.	Deondre Francois	vs. Ole Miss	2016	419
18.	Jordan Travis	vs. Oklahoma (Cheez-It)	2022	418
19.	Gary Huff	Houston	1972	409
20.	Jameis Winston	at Louisville	2014	401

Season Yards

1.	Chris Weinke	2000	4,167
2.	Jameis Winston	2013	4,057
3.	Jameis Winston	2014	3,907
4.	EJ Manuel	2012	3,392
5.	Deondre Francois	2016	3,350
6.	Thad Busby	1997	3,317
7.	Jordan Travis	2022	3,214
8.	Drew Weatherford	2005	3,208
9.	Peter Tom Willis	1989	3,124
10.	Chris Rix	2003	3,107
11.	Chris Weinke	1999	3,103
12.	Charlie Ward	1993	3,032
13.	Danny Kanell	1995	2,957
14.	Gary Huff	1972	2,893
15.	Danny Kanell	1994	2,781
16.	Tommy Castellanos	2025	2,760
17.	Jordan Travis	2023	2,756
18.	Gary Huff	1971	2,736
19.	Chris Rix	2001	2,734
20.	Deondre Francois	2018	2,731

Career Yards

1.	Chris Weinke	(1997-2000)	9,839
2.	Jordan Travis	(2019-23)	8,644
3.	Chris Rix	(2001-04)	8,390
4.	Jameis Winston	(2013-14)	7,964
5.	EJ Manuel	(2009-12)	7,736
6.	Drew Weatherford	(2005-08)	7,567
7.	Christian Ponder	(2007-10)	6,872
8.	Gary Huff	(1970-72)	6,378
9.	Danny Kanell	(1992-95)	6,372
10.	Deondre Francois	(2016-18)	6,291
11.	Thad Busby	(1994-97)	5,916
12.	Charlie Ward	(1989-93)	5,747
13.	James Blackman	(2017-20)	5,445
14.	Bill Cappleman	(1967-69)	4,904
15.	Casey Weldon	(1988-91)	4,628
16.	Peter Tom Willis	(1986-89)	4,291
17.	Jimmy Jordan	(1976-79)	4,144
18.	Chip Ferguson	(1985-88)	3,846
19.	Wally Woodham	(1975, 77-79)	3,550
20.	Kelly Lowrey	(1980-83)	3,469

Single-Game Completions

1.	Danny Kanell	Georgia Tech	1995	41
2.	Danny Kanell	Florida	1994	40
3.	Charlie Ward	at Florida	1993	38
4.	Kim Hammond	vs. Penn State (Gator)	1967	37
	Chris Weinke	Duke	2000	37
6.	Drew Weatherford	at Virginia	2005	35
	Drew Weatherford	Duke	2007	35
8.	Christian Ponder	at North Carolina	2009	33
	Deondre Francois	vs. Ole Miss	2016	33
10.	Danny Kanell	at Virginia	1995	32
	Chris Weinke	vs. BYU	2000	32
	Drew Weatherford	Boston College	2006	32
13.	Bill Cappleman	Memphis State	1969	31
	Charlie Ward	at Notre Dame	1993	31
	Deondre Francois	Samford	2018	31
16.	Thad Busby	Georgia Tech	1997	30
	Chris Rix	Colorado	2003	30
	Drew Weatherford	Troy	2006	30
	Jameis Winston	at Syracuse	2014	30
	James Blackman	ULM	2019	30

Season Completions

		Year	Att.	Comp.
1.	Jameis Winston	2014	467	305
2.	Drew Weatherford	2005	469	276
3.	Chris Weinke	2000	431	266
4.	Charlie Ward	1993	380	264
5.	EJ Manuel	2012	387	263
6.	Danny Kanell	1995	402	257
	Jameis Winston	2013	384	257
8.	Thad Busby	1997	390	235
	Deondre Francois	2016	400	235
10.	Chris Weinke	1999	377	232
11.	Danny Kanell	1994	380	227
	Christian Ponder	2009	330	227
	Deondre Francois	2018	396	227
14.	Jordan Travis	2022	353	226
15.	Chris Rix	2003	382	216
16.	Peter Tom Willis	1989	346	211
17.	Jordan Travis	2023	324	207
18.	Gary Huff	1972	385	206
19.	Charlie Ward	1992	365	204
20.	EJ Manuel	2011	311	203

Career Completions

		Year	Att.	Comp.
1.	Chris Weinke	(1997-2000)	1,107	650
2.	Drew Weatherford	(2005-08)	1,128	644
3.	Jordan Travis	(2019-23)	1,013	633
4.	EJ Manuel	(2009-12)	897	600
5.	Christian Ponder	(2007-10)	965	596
6.	Chris Rix	(2001-04)	1,042	575
7.	Jameis Winston	(2013-14)	851	562
8.	Danny Kanell	(1992-95)	851	529
9.	Deondre Francois	(2016-18)	829	481
10.	Charlie Ward	(1989-93)	759	473
11.	Gary Huff	(1970-72)	796	436
12.	James Blackman	(2017-20)	716	433
13.	Thad Busby	(1994-97)	715	421
14.	Bill Cappleman	(1967-69)	636	349
15.	Casey Weldon	(1988-91)	545	323
16.	Peter Tom Willis	(1986-89)	500	304
17.	Jimmy Jordan	(1976-79)	595	298
18.	Chip Ferguson	(1985-88)	496	281
19.	Wally Woodham	(1975, 77-79)	476	273
20.	Steve Tensi	(1962-64)	472	252
	Kelly Lowrey	(1980-83)	464	252

Season TD Passes

1.	Jameis Winston	2013	40
2.	Chris Weinke	2000	33
3.	Danny Kanell	1995	32
4.	Charlie Ward	1993	27
5.	Bill Cappleman	1968	25
	Gary Huff	1972	25
	Thad Busby	1997	25
	Chris Weinke	1999	25
	Jameis Winston	2014	25
10.	Chris Rix	2001	24
	Jordan Travis	2022	24
12.	Gary Huff	1971	23
	Chris Rix	2003	23
	EJ Manuel	2012	23
15.	Casey Weldon	1991	22
	Charlie Ward	1992	22
17.	Peter Tom Willis	1989	20
	Christian Ponder	2010	20
	Deondre Francois	2016	20
	Jordan Travis	2023	20

Career TD Passes

1.	Chris Weinke	(1997-2000)	79
2.	Jameis Winston	(2013-14)	65
	Jordan Travis	(2019-23)	65
4.	Chris Rix	(2001-04)	63
5.	Danny Kanell	(1992-95)	57
6.	Gary Huff	(1970-72)	52
7.	Charlie Ward	(1989-93)	49
8.	EJ Manuel	(2009-12)	47
9.	Thad Busby	(1994-97)	46
10.	Christian Ponder	(2007-10)	45
11.	James Blackman	(2017-20)	43
12.	Casey Weldon	(1988-91)	41
13.	Bill Cappleman	(1967-69)	39
	Jimmy Jordan	(1976-79)	39
15.	Drew Weatherford	(2004-07)	37
16.	Deondre Francois	(2016-18)	36
17.	Chip Ferguson	(1985-88)	34
18.	Peter Tom Willis	(1986-89)	33
19.	Steve Tensi	(1962-64)	28
20.	Rick Stockstill	(1977, 79-81)	26

PASSING RECORDS

Single-Game Attempts

1.	Danny Kanell	at Virginia	1995	67
2.	Drew Weatherford	at Virginia	2005	59
3.	Gary Huff	Florida	1972	58
	Chris Weinke	at Miami	2000	58
5.	Gary Pajcic	at Virginia Tech	1966	53
	Kim Hammond	vs. Penn State (Gator)	1967	53
	Charlie Ward	at Florida	1993	53
	Danny Kanell	Florida	1994	53
9.	Deondre Francois	vs. Ole Miss	2016	52
10.	Gary Huff	Houston	1972	51
	Danny McManus	vs. Nebraska ('88 Fiesta)	1987	51
	Casey Weldon	at Florida	1991	51
	Danny Kanell	Georgia Tech	1995	51
	Chris Weinke	vs. Oklahoma ('01 Orange)	2000	51
15.	Bill Cappleman	Memphis State	1969	50
	Charlie Ward	at Notre Dame	1993	50
	Chris Weinke	vs. BYU	2000	50
18.	Chris Weinke	at Clemson	1999	49
19.	Danny Kanell	Virginia	1994	48
	Drew Weatherford	Boston College	2006	48
	Drew Weatherford	vs. Kentucky (Music City)	2007	48
	Jameis Winston	at Louisville	2014	48

Consecutive 300-Yard Games

Kim Hammond	1967	3
Peter Tom Willis	1989	3
Danny Kanell	1995	3
Chris Weinke	2000	3
Chris Rix	2001	3
Christian Ponder	2009	3
Jameis Winston	2013	3
Bill Cappleman	1968	2
Gary Huff	1971	2
Peter Tom Willis	1989	2
Charlie Ward	1993	2
Danny Kanell	1994	2
Thad Busby	1997	2
Chris Weinke	1998	2
Chris Weinke	1999	2
Chris Rix	2003	2
Drew Weatherford	2005	2
Drew Weatherford	2007	2
Jameis Winston	2013	2
Jameis Winston	2014	2

Season 300-Yard Games

1.	Peter Tom Willis	1989	7
	Chris Weinke	2000	7
	Jameis Winston	2013	7
	Jameis Winston	2014	7
5.	Thad Busby	1997	6
6.	Danny Kanell	1995	5
	Chris Rix	2001	5
	Deondre Francois	2016	5
9.	Kim Hammond	1967	4
	Gary Huff	1971	4
	Charlie Ward	1993	4
	Danny Kanell	1994	4
	Chris Weinke	1999	4
	Christian Ponder	2009	4
	Deondre Francois	2018	4
16.	11x (most recent) Jordan Travis	2023	3

Career 300-Yard Games

1.	Chris Weinke	1997-2000	14
	Jameis Winston	2013-14	14
3.	Danny Kanell	1992-95	10
4.	Thad Busby	1993-97	9
	Drew Weatherford	2005-07	9
	Deondre Francois	2016-18	9
7.	Chris Rix	2001-04	8
8.	Gary Huff	1970-72	7
	Peter Tom Willis	1986-89	7
10.	Charlie Ward	1989-93	6
	Jordan Travis	2019-23	6
12.	Bill Cappleman	1967-69	5
	EJ Manuel	2009-12	5
14.	Kim Hammond	1966-67	4
	Christian Ponder	2007-09	4
16.	Casey Weldon	1988-91	3
	Sean Maguire	2012-16	3
	James Blackman	2017-20	3

Year-By-Year Passing Leaders

Year	Name	Att	Comp	Int	Yds	TD
1955	Len Swantic	73	37	5	576	2
1956	Lee Corso	59	32	5	369	5
1957	Bobby Renn	54	23	4	263	2
1958	Vic Prinzi	71	40	5	480	7
1959	Joe Majors	168	90	7	1063	7
1960	Ed Trancygier	97	38	10	552	6
1961	Eddie Feely	83	48	3	471	4
1962	Steve Tensi	121	60	2	796	6
1963	Steve Tensi	147	71	9	915	9
1964	Steve Tensi	204	121	10	1681	14
1965	Ed Pritchett	247	110	14	1225	5
1966	Gary Pajcic	232	125	9	1590	8
1967	Kim Hammond	241	140	10	1991	15
1968	Bill Cappleman	287	162	11	2410	25
1969	Bill Cappleman	344	183	18	2467	14
1970	Tommy Warren	190	97	10	1594	11
1971	Gary Huff	327	184	18	2736	23
1972	Gary Huff	385	206	23	2893	25
1973	Billy Sexton	128	51	12	754	4
1974	Ron Coppess	145	78	7	817	2
1975	Clyde Walker	203	117	8	1619	10
1976	Jimmy Black	179	104	9	1535	9
1977	Wally Woodham	154	94	9	1270	8
1978	Jimmy Jordan	199	108	9	1427	14
1979	Jimmy Jordan	180	87	14	1173	13
1980	Rick Stockstill	201	121	8	1377	15
1981	Rick Stockstill	238	122	14	1356	11
1982	Kelly Lowrey	217	113	8	1671	11
1983	Kelly Lowrey	233	131	12	1720	12
1984	Eric Thomas	161	78	4	1218	14
1985	Chip Ferguson	130	70	8	990	11
1986	Danny McManus	112	65	2	872	7
1987	Danny McManus	264	138	9	1964	14
1988	Chip Ferguson	194	122	11	1714	16
1989	Peter Tom Willis	346	211	9	3124	20
1990	Casey Weldon	182	112	4	1600	12
1991	Casey Weldon	313	189	8	2527	22
1992	Charlie Ward	365	204	17	2647	22
1993	Charlie Ward	380	264	4	3032	27
1994	Danny Kanell	380	227	13	2781	17
1995	Danny Kanell	402	257	13	2957	32
1996	Thad Busby	243	134	12	1866	16
1997	Thad Busby	390	235	10	3317	25
1998	Chris Weinke	286	145	10	2487	19
1999	Chris Weinke	377	232	14	3103	25
2000	Chris Weinke	431	266	11	4167	33
2001	Chris Rix	286	165	13	2734	24
2002	Chris Rix	225	118	7	1684	13
2003	Chris Rix	382	216	13	3107	23
2004	Wyatt Sexton	252	139	8	1661	8
2005	Drew Weatherford	469	276	18	3208	18
2006	Drew Weatherford	318	177	11	2154	12
2007	Drew Weatherford	318	181	3	2049	9
2008	Christian Ponder	318	177	13	2006	14
2009	Christian Ponder	330	227	7	2717	14
2010	Christian Ponder	299	184	8	2044	20
2011	EJ Manuel	311	203	8	2666	18
2012	EJ Manuel	387	263	10	3392	23
2013	Jameis Winston	384	257	10	4057	40
2014	Jameis Winston	467	305	18	3907	25
2015	Everett Golson	219	147	3	1778	11
2016	Deondre Francois	400	235	7	3350	20
2017	James Blackman	297	173	11	2230	19
2018	Deondre Francois	396	227	12	2731	15
2019	James Blackman	292	184	11	2339	17
2020	Jordan Travis	131	72	6	1056	6
2021	Jordan Travis	194	122	6	1539	15
2022	Jordan Travis	353	226	5	3214	24
2023	Jordan Travis	324	207	2	2756	20
2024	DJ Uiagalelei	156	84	6	1065	4
2025	Tommy Castellanos	309	180	9	2760	15

All-Time 300-Yard Passing Games (139)

536	Chris Weinke	Duke	2000
521	Chris Weinke	Clemson	2000
508	Bill Cappleman	Memphis State	1969
496	Chris Weinke	at Miami	2000
482	Peter Tom Willis	Memphis State	1989
463	Thad Busby	NC State	1997
454	Danny Kanell	at Virginia	1995
446	Charlie Ward	at Florida	1993
444	Jameis Winston	at Clemson	2013
443	Chris Weinke	at Georgia Tech	2000
439	EJ Manuel	Boston College	2012
437	Bill Cappleman	at South Carolina	1968
427	Danny Kanell	at Maryland	1994
422	Peter Tom Willis	vs. Nebraska ('90 Fiesta)	1989
421	Danny Kanell	Florida	1994
421	James Blackman	at NC State	2018
419	Deondre Francois	vs. Ole Miss	2016
418	Jordan Travis	vs. Oklahoma (Cheez-It)	2022
409	Gary Huff	Houston	1972
401	Jameis Winston	at Louisville	2014
399	Thad Busby	Georgia Tech	1997
396	Jordan Travis	Georgia Tech	2022
395	Charlie Ward	Maryland	1992
395	Christian Ponder	at North Carolina	2009
394	Danny Kanell	Duke	1994
394	Chris Rix	Colorado	2003
393	Jameis Winston	Maryland	2013
392	Sean Maguire	vs. Houston (Peach)	2015
390	Thad Busby	Wake Forest	1997
380	EJ Manuel	Clemson	2012
377	Drew Weatherford	at Virginia	2005
375	Danny McManus	vs. Nebraska ('88 Fiesta)	1987
374	Gary Huff	at Virginia Tech	1971
372	Bill Cappleman	at Tulsa	1969
372	Everett Golson	Louisville	2015
372	Deondre Francois	North Carolina	2016
370	Jameis Winston	vs. Oklahoma State	2014
369	Kim Hammond	Mississippi State	1967
369	Chris Rix	at Clemson	2001
366	Gary Huff	South Carolina	1971
365	Bill Cappleman	Wake Forest	1968
365	Jameis Winston	at NC State	2014
362	Kim Hammond	vs. Penn State (Gator)	1967
362	Peter Tom Willis	South Carolina	1989
360	Jordan Travis	at Pitt	2023
359	Christian Ponder	Georgia Tech	2009
359	Jordan Travis	at Wake Forest	2023
357	Eric Thomas	Auburn	1984
356	Jameis Winston	at Pitt	2013
354	Chris Weinke	Wake Forest	1999
354	Drew Weatherford	at Boston College	2007
353	Chris Weinke	Florida	2000
353	Deondre Francois	Wake Forest	2018
352	Deondre Francois	Northern Illinois	2018
351	Bill Cappleman	vs. Houston	1968
351	Jimmy Black	Southern Miss	1976
351	Drew Weatherford	Wake Forest	2005
350	Chris Rix	Maryland	2001
348	Jameis Winston	vs. Oregon ('15 CFP Semi-Rose)	2014
348	Sean Maguire	Syracuse	2015
347	Gary Huff	vs. Arizona State (Fiesta)	1971
347	Casey Weldon	Syracuse	1991
346	Danny Kanell	Maryland	1995
346	James Blackman	at Boston College	2019
345	Chris Rix	Wake Forest	2001
342	Danny Kanell	Wake Forest	1995
342	Drew Weatherford	The Citadel	2005
342	Jordan Travis	vs. LSU	2023
341	Danny Kanell	at Maryland	1993
340	Christian Ponder	at Boston College	2009
339	Chris Rix	Wake Forest	2003
339	Drew Weatherford	Duke	2007
338	Chip Ferguson	vs. Oklahoma State (Gator)	1985
338	Peter Tom Willis	at Virginia Tech	1989
338	Chris Weinke	North Carolina	1998
336	Drew Weatherford	Troy	2006
336	Clint Trickett	at Clemson	2011
334	Thad Busby	vs. Ohio State ('98 Sugar)	1997
332	Thad Busby	at Clemson	1997
332	Chris Weinke	Miami	1999
332	Drew Weatherford	UAB	2007
331	Charlie Ward	Florida	1992
330	Danny Kanell	Virginia	1994
330	Jameis Winston	at Boston College	2013
330	Jameis Winston	vs. Duke (ACC Champ)	2013
330	Deondre Francois	at NC State	2016
329	Gary Huff	at Miami	1972
329	Chris Weinke	vs. Virginia Tech ('00 Sugar)	1999
329	EJ Manuel	Charleston Southern	2011
327	Chris Rix	at Notre Dame	2003
327	Jameis Winston	at Florida	2013
327	James Blackman	Boise State	2019
326	Chris Rix	vs. Virginia Tech ('02 Gator)	2001
326	Drew Weatherford	Boston College	2006
326	EJ Manuel	at Virginia Tech	2012
325	Gary Huff	Florida	1972
325	Casey Weldon	Florida	1990
325	Drew Weatherford	vs. UCLA (Emerald)	2006
325	Jameis Winston	Miami	2013
324	Peter Tom Willis	Tulane	1989
324	Chris Weinke	at Wake Forest	2000
324	Christian Ponder	Jacksonville State	2009
322	Kelly Lowery	East Carolina	1983
322	Charlie Ward	Virginia	1993
322	Deondre Francois	Boston College	2018
321	EJ Manuel	NC State	2011
321	Jordan Travis	Boston College	2022
320	Deondre Francois	Samford	2018
319	Peter Tom Willis	at Florida	1989
319	Deondre Francois	Wake Forest	2016
318	Chris Weinke	vs. BYU	2000
317	Charlie Ward	Clemson	1993
317	Jameis Winston	at Syracuse	2014
316	Thad Busby	Virginia	1996
316	Chris Weinke	at Miami	1998
316	Alex Hornibrook	NC State	2019
315	Deondre Francois	at Syracuse	2016
314	Kim Hammond	Virginia Tech	1967
313	Joe Majors	at Tampa	1959
312	Gary Pajcic	at Virginia Tech	1966
312	Jimmy Jordan	at LSU	1979
310	Danny Kanell	NC State	1995
309	Jameis Winston	vs. Georgia Tech (ACC Champ)	2014
308	Thad Busby	Maryland	1997
305	Casey Weldon	at Florida	1991
304	Thad Busby	Clemson	1996
304	Chris Weinke	Maryland	1999
304	Sean Maguire	Clemson	2014
304	Jameis Winston	at Miami	2014
303	Steve Tensi	vs. Oklahoma ('65 Gator)	1964
303	Charlie Ward	at North Carolina	1993
302	Kim Hammond	at Memphis State	1967
302	Danny Kanell	Georgia Tech	1995
302	Thad Busby	Southern Mississippi	1996
302	Chris Weinke	Clemson	1998
302	Chris Rix	NC State	2001
302	Everett Golson	Texas State	2015
301	Peter Tom Willis	at LSU	1989
300	Gary Huff	Kansas	1971

PASSING RECORDS

TEAM RECORDS

Single-Game

Most Passes Attempted	68	at Virginia	11/2/95
Most Passes Attempted Both Teams	109	vs. Maryland	11/18/95
Most Passes Completed	41	vs. Georgia Tech	10/21/95
Most Passes Completed Both Teams	81	vs. Maryland	11/18/95
Highest Comp. Pct. (min. 20 atts.)	93.1 (27-29)	at Pitt	9/2/13
Most Interceptions Thrown	7	at South Carolina	11/10/84
Most Yards Gained	536	vs. Duke	10/14/00
Most Yards Gained Both Teams	895	at Miami	10/9/10
Touchdown Passes	7	vs. NC State	9/16/95

Single-Season

Most Passes Attempted	526	2005
Most Passes Completed	330	2014
Highest Average Per Attempt	10.01	2013 (4,423-442)
Highest Average Per Completion	16.3	1984 (1,938-119)
Most Yards	4,608	2000
Most Yards Per Game	384.0	2000 (4,608-12)
Highest Completion Percentage	69.7	1993 (327-469)
Most TD Passes	42	2013
Highest Passing Efficiency	174.69	2013

Career Wins as Starting Quarterback
Chris Weinke (1997-2000)

300-YARD PASSING GAMES BY PLAYER (MIN. 5)

Chris Weinke (14):

536 Yds.	Duke, 2000
521 Yds.	Clemson, 2000
496 Yds.	at Miami, 2000
443 Yds.	at Georgia Tech, 2000
354 Yds.	Wake Forest, 1999
353 Yds.	Florida, 2000
338 Yds.	North Carolina, 1996
332 Yds.	Miami, 1999
329 Yds.	vs. Virginia Tech, 1999 ('00 Sugar)
324 Yds.	at Wake Forest, 2000
318 Yds.	vs. BYU, 2000
316 Yds.	at Miami, 1998
304 Yds.	Maryland, 1999
302 Yds.	Clemson, 1998

Jameis Winston (14):

444 Yds.	at Clemson, 2013
401 Yds.	at Louisville, 2014
393 Yds.	Maryland, 2013
370 Yds.	vs. Oklahoma State, 2014
365 Yds.	at NC State, 2014
356 Yds.	at Pitt, 2013
348 Yds.	vs. Oregon, 2014 ('15 CFP Semi-Rose)
330 Yds.	vs. Duke, 2013 (ACC Champ.)
330 Yds.	at Boston College, 2013
327 Yds.	at Florida, 2013
325 Yds.	Miami, 2013
317 Yds.	at Syracuse, 2014
309 Yds.	vs. Georgia Tech, 2014 (ACC Champ.)
304 Yds.	at Miami, 2014

Danny Kanell (10):

454 Yds.	at Virginia, 1995
427 Yds.	at Maryland, 1994
421 Yds.	Florida, 1994
394 Yds.	Duke, 1994
346 Yds.	Maryland, 1995
342 Yds.	Wake Forest, 1995
341 Yds.	at Maryland, 1993
330 Yds.	Virginia, 1994
310 Yds.	NC State, 1995
302 Yds.	Georgia Tech, 1995

Thad Busby (9):

463 Yds.	NC State, 1997
399 Yds.	Georgia Tech, 1997
390 Yds.	Wake Forest, 1997
334 Yds.	vs. Ohio State, 1997 ('98 Sugar)
332 Yds.	at Clemson, 1997
316 Yds.	Virginia, 1996
308 Yds.	Maryland, 1997
304 Yds.	Clemson, 1996
302 Yds.	Southern Miss, 1996

Drew Weatherford (9):

377 Yds.	at Virginia, 2005
354 Yds.	at Boston College, 2007
351 Yds.	Wake Forest, 2005
342 Yds.	The Citadel, 2005
339 Yds.	Duke, 2007
336 Yds.	Troy, 2006
332 Yds.	UAB, 2007
326 Yds.	Boston College, 2006
325 Yds.	vs. UCLA, 2006 (Emerald)

Deondre Francois (9):

419 Yds.	vs. Ole Miss, 2016
372 Yds.	North Carolina, 2016
353 Yds.	Wake Forest, 2018
352 Yds.	Northern Illinois, 2018
330 Yds.	at NC State, 2016
322 Yds.	Boston College, 2018
320 Yds.	Samford, 2018
319 Yds.	Wake Forest, 2016
315 Yds.	at Syracuse, 2016

Chris Rix (8):

394 Yds.	Colorado, 2003
369 Yds.	at Clemson, 2001
350 Yds.	Maryland, 2001
345 Yds.	Wake Forest, 2001
339 Yds.	Wake Forest, 2003
327 Yds.	at Notre Dame, 2003
326 Yds.	vs. Virginia Tech, 2001 ('02 Gator)
302 Yds.	NC State, 2001

Gary Huff (7):

409 Yds.	Houston, 1972
374 Yds.	at Virginia Tech, 1971
366 Yds.	South Carolina, 1971
347 Yds.	vs. Arizona State, 1971 (Fiesta)
329 Yds.	at Miami, 1972
325 Yds.	Florida, 1972
300 Yds.	Kansas, 1971

Peter Tom Willis (7):

482 Yds.	Memphis State, 1989
422 Yds.	vs. Nebraska, 1989 ('90 Fiesta)
362 Yds.	South Carolina, 1989
338 Yds.	at Virginia Tech, 1989
324 Yds.	Tulane, 1989
319 Yds.	at Florida, 1989
301 Yds.	at LSU, 1989

Charlie Ward (6):

446 Yds.	at Florida, 1993
395 Yds.	Maryland, 1992
331 Yds.	Florida, 1992
322 Yds.	Virginia, 1993
317 Yds.	Clemson, 1993
303 Yds.	at North Carolina, 1993

Jordan Travis (6):

418 Yds.	vs. Oklahoma, 2022 (Cheez-It)
396 Yds.	Georgia Tech, 2022
360 Yds.	at Pitt, 2023
359 Yds.	at Wake Forest, 2023
342 Yds.	vs. LSU, 2023
321 Yds.	Boston College, 2022

Bill Cappleman (5):

508 Yds.	Memphis State, 1969
437 Yds.	at South Carolina, 1968
372 Yds.	at Tulsa, 1969
365 Yds.	Wake Forest, 1968
351 Yds.	vs. Houston, 1968

EJ Manuel (5):

439 Yds.	Boston College, 2012
380 Yds.	Clemson, 2012
329 Yds.	Charleston Southern, 2011
326 Yds.	at Virginia Tech, 2012
321 Yds.	NC State, 2011

STARTING QB RECORDS (SINCE 1980)

By Wins

Chris Weinke	(1997-2000)	32-3	.914
Jordan Travis	(2019-23)	28-9	.757
Chris Rix	(2001-04)	28-11	.718
Jameis Winston	(2013-14)	26-1	.963
EJ Manuel	(2009-12)	25-6	.806
Christian Ponder	(2007-10)	23-13	.638
Charlie Ward	(1989-93)	22-2	.917
Thad Busby	(1996-97)	21-2	.913
Danny Kanell	(1992-95)	21-3-1	.860
Drew Weatherford	(2005-07)	20-13	.606
Danny McManus	(1983-87)	19-3	.864
Casey Weldon	(1988-91)	16-2	.889
Rick Stockstill	(1977, 79-81)	15-5	.750
Deondre Francois	(2016-18)	14-9	.609
Kelly Lowery	(1979-83)	12-6	.667
James Blackman	(2017-20)	11-14	.440
Peter Tom Willis	(1986-89)	11-2	.846

By Percentage

Jameis Winston	(2013-14)	26-1	.963
Charlie Ward	(1989-93)	22-2	.917
Chris Weinke	(1997-2000)	32-3	.914
Thad Busby	(1996-97)	21-2	.913
Casey Weldon	(1988-91)	16-2	.889
Eric Thomas	(1981-85)	10-1-1	.875
Danny McManus	(1983-87)	19-3	.864
Danny Kanell	(1992-95)	21-3-1	.860
Peter Tom Willis	(1986-89)	11-2	.846
EJ Manuel	(2009-12)	25-6	.806
Jordan Travis	(2019-23)	28-9	.757
Rick Stockstill	(1977, 79-81)	15-5	.750
Chris Rix	(2001-04)	28-11	.718
Kelly Lowery	(1979-83)	12-6	.667
Christian Ponder	(2007-10)	23-13	.638
Deondre Francois	(2016-18)	14-9	.609

(minimum 10 wins)

SEASON RECORDS

Most Attempts

1.	526 in 2005
2.	516 in 2014
3.	469 in 1993
	469 in 2000
5.	465 in 1995
6.	455 in 2018
7.	442 in 2013
8.	441 in 1994
9.	440 in 1997
10.	439 in 2006

Most Completions

1.	330 in 2014
2.	327 in 1993
3.	303 in 2005
4.	297 in 1995
5.	296 in 2009
6.	290 in 2000
7.	288 in 2012
	288 in 2013
9.	279 in 2019
10.	264 in 1994
	264 in 2015

Highest Completion Percentage

1.	69.7 in 1993
2.	67.7 in 2009
3.	67.3 in 2012
4.	65.2 in 2013
5.	64.6 in 2019
6.	64.5 in 2011
7.	64.0 in 2014
8.	63.9 in 1995
9.	63.8 in 1990
10.	63.0 in 2022

Most Times Intercepted

1.	23 in 1972
2.	21 in 1954
	21 in 1967
	21 in 1973
5.	20 in 2014
6.	19 in 2005
7.	18 in 1981
	18 in 1988
	18 in 1994
	18 in 1998

Most Yards

1.	4,608 in 2000
2.	4,423 in 2013
3.	4,246 in 2014
4.	3,909 in 1993
5.	3,740 in 1997
6.	3,709 in 2012
7.	3,674 in 2005
8.	3,616 in 1995
9.	3,534 in 2009
10.	3,519 in 2023

Most Yards Per Game

1.	384.0 in 2000
2.	340.0 in 1997
3.	328.7 in 1995
4.	325.8 in 1993
5.	315.9 in 2013
6.	313.5 in 1989
7.	303.3 in 2014
8.	294.0 in 1994
9.	285.3 in 2012
10.	284.4 in 1968

RUSHING RECORDS

Longest TD Runs

1.	97 yards, Larry Key vs. Virginia Tech	1976
2.	95 yards, Sammie Smith vs. Furman	1987
3.	94 yards, Dalvin Cook at Wake Forest	2015
4.	90 yards, Chris Thompson at Miami	2010
5.	89 yards, Jashaun Corbin vs. Notre Dame	2021
6.	88 yards, Sean Jackson vs. Wake Forest	1992
	88 yards, Jordan Travis vs. Pitt	2020
8.	87 yards, Travis Minor at Virginia	1997
9.	85 yards, Rock Preston vs. Duke	1995
	85 yards, Trey Benson vs. Virginia Tech	2023
11.	83 yards, Sammie Smith at East Carolina	1987
	83 yards, Chris Thompson vs. BYU	2010
13.	82 yards, Davy Ford vs. Clemson	2000
14.	81 yards, Greg Allen at Arizona State	1984
15.	80 yards, Fred Pickard vs. Virginia Tech	1957
	80 yards, Phil Spooner vs. Houston	1965
	80 yards, Warrick Dunn at Miami	1996
	80 yards, Antone Smith at Duke	2006
	80 yards, Chris Thompson vs. Wake Forest	2012
20.	78 yards, Buck Metts vs. Stetson	1954

Longest Non-TD Runs

1.	85 yards, Cam Akers vs. Virginia Tech	2018
2.	84 yards, Clyde Allen vs. Maryland	1992
3.	78 yards, LeRoy Butler at Clemson	1988
4.	76 yards, Roy Thompson vs. Stetson	1951
5.	74 yards, Dexter Carter vs. Memphis State	1987
6.	73 yards, Lawrance Toafili vs. Louisville (ACC Champ)	2023
7.	71 yards, Dalvin Cook vs. Michigan (Orange)	2016
	71 yards, Jordan Travis at NC State	2022
9.	69 yards, Jacques Patrick at Wake Forest	2017
10.	66 yards, Greg Allen at LSU	1981

QB Rushing Yards In A Season

1.	Jordan Travis	2020	559, 7 TD
2.	Tommy Castellanos	2025	557, 9 TD
3.	Jordan Travis	2021	530, 7 TD
4.	Charlie Ward	1992	504, 6 TD
5.	Ken McLean	1948	463, 7 TD
6.	Nelson Italiano	1950	424, 5 TD
7.	Christian Ponder	2008	423, 4 TD
8.	Bobby Renn	1957	417, 4 TD
	Jordan Travis	2022	417, 7 TD

QB Rushing Yards In A Career

1.	Jordan Travis	2019-23	1,910
2.	Charlie Ward	1989-93	889
3.	Christian Ponder	2007-10	833
4.	E.J. Manuel	2009-12	827
5.	Chris Rix	2001-04	823

Single-Game Yards

1.	Greg Allen	Western Carolina	1981	322
2.	Dalvin Cook	at USF	2016	267
3.	Dalvin Cook	USF	2015	266
4.	Sammie Smith	at East Carolina	1987	244
5.	Dalvin Cook	at Syracuse	2016	225
6.	Greg Allen	at Arizona State	1984	223
7.	Dalvin Cook	Miami	2015	222
8.	Victor Floyd	South Carolina	1985	212
	Sammie Smith	at Tulane	1988	212
10.	Sammie Smith	vs. Indiana (All-American)	1986	205
11.	Greg Allen	at LSU	1981	202
12.	Greg Allen	at LSU	1983	201
	Tony Smith	vs. Oklahoma St. (Gator)	1985	201
14.	Tery Benson	Virginia Tech	2023	200
15.	Cam Akers	Syracuse	2017	199
16.	Chris Thompson	Wake Forest	2012	197
17.	Leon Washington	vs. W. Virginia ('05 Gator)	2004	195
18.	Dalvin Cook	at Clemson	2015	194
19.	Cam Akers	ULM	2019	193
20.	Sammie Smith	Miami	1987	189
	Greg Jones	Miami	2002	189

Season Yards

1.	Dalvin Cook, 2016	288	1,765
2.	Dalvin Cook, 2015	229	1,691
3.	Warrick Dunn, 1995	166	1,242
4.	Sammie Smith, 1987	172	1,230
5.	Warrick Dunn, 1996	189	1,180
6.	Cam Akers, 2019	231	1,144
7.	Greg Allen, 1983	200	1,134
8.	Larry Key, 1977	239	1,117
9.	Warrick Dunn, 1994	152	1,026
10.	Cam Akers, 2017	194	1,024
11.	Devonta Freeman, 2013	173	1,016
12.	Mark Lyles, 1979	225	1,011
13.	Dalvin Cook, 2014	170	1,008
14.	Trey Benson, 2022	154	990
15.	Sam Platt, 1980	224	983
16.	Amp Lee, 1991	186	977
17.	Greg Allen, 1984	133	971
18.	Leon Washington, 2004	138	951
19.	Hodges Mitchell, 1972	192	944
20.	Greg Jones, 2002	161	938

Career Yards

1.	Dalvin Cook (2014-16)	687	4,464
2.	Warrick Dunn (1993-96)	575	3,959
3.	Greg Allen (1981-84)	624	3,769
4.	Travis Minor (1997-2000)	664	3,218
5.	Larry Key (1974-77)	625	2,953
6.	Cam Akers (2017-19)	586	2,874
7.	Sammie Smith (1985-88)	411	2,539
8.	Greg Jones (2000-03)	480	2,535
9.	Lorenzo Booker (2003-06)	477	2,389
10.	Antone Smith (2005-08)	493	2,255
	Devonta Freeman (2011-13)	404	2,255
12.	Mark Lyles (1976-79)	515	2,218
13.	Sean Jackson (1990-93)	347	2,128
14.	Amp Lee (1989-91)	405	2,092
15.	Jermaine Thomas (2008-11)	379	2,083
16.	Leon Washington (2001-05)	369	2,041
17.	Jordan Travis (2019-23)	409	1,910
18.	Trey Benson (2022-23)	310	1,895
	Lawrance Toafili (2020-24)	340	1,895
20.	Jacques Patrick (2015-18)	366	1,790

Season Rushing Touchdowns

1.	Greg Allen, 1982	20
2.	Dalvin Cook, 2015	19
	Dalvin Cook, 2016	19
4.	Amp Lee, 1990	16
5.	Dayne Williams, 1987	15
	Antone Smith, 2008	15
7.	Devonta Freeman, 2013	14
	Cam Akers, 2019	14
	Trey Benson, 2023	14
10.	Greg Allen, 1983	13
	Warrick Dunn, 1995	13
12.	Pooh Bear Williams, 1995	12
	Warrick Dunn, 1996	12
14.	Amp Lee, 1991	11
	Zack Crockett, 1994	11
	James Wilder Jr., 2012	11
	Karlos Williams, 2013	11
	Karlos Williams, 2014	11
19.	William Floyd, 1992	9
	Rock Preston, 1994	9
	Travis Minor, 1997	9
	Jermaine Thomas, 2009	9
	Trey Benson, 2022	9
	Tommy Castellanos, 2025	9

Career Rushing Touchdowns

1.	Dalvin Cook (2014-16)	46
2.	Greg Allen (1981-84)	44
3.	Warrick Dunn (1993-96)	37
4.	Jordan Travis (2019-23)	31
5.	Amp Lee (1989-91)	30
	Devonta Freeman (2011-13)	30
7.	Travis Minor (1997-2000)	28
8.	Cam Akers (2017-19)	27
9.	Antone Smith (2005-08)	26
10.	Dayne Williams (1986-88)	24
11.	Greg Jones (2000-03)	23
	Trey Benson (2022-23)	23
13.	Karlos Williams (2013-14)	22
14.	Mark Lyles (1976-79)	20
	James Wilder Jr. (2011-13)	20
16.	Jermaine Thomas (2008-11)	19
17.	Lonnie Pryor (2009-12)	18
18.	Dexter Carter (1986-89)	17
	Pooh Bear Williams (1993, 95-96)	17
	Rock Preston (1994-96)	17
	Jacques Patrick (2015-18)	17

Freshman Rushing Leaders

1.	Cam Akers (2017)	1,024
2.	Dalvin Cook (2014)	1,008
3.	Greg Allen (1981)	888
4.	Travis Minor (1997)	623
5.	Larry Key (1974)	602
6.	Devonta Freeman (2011)	579

Year-By-Year Rushing Leaders

Year	Name	No	Yds	Avg	TD
1955	Lee Corso	111	431	3.9	3
1956	Bobby Renn	105	596	5.7	2
1957	Fred Pickard	86	463	5.4	2
1958	Fred Pickard	122	615	5.0	4
1959	Fred Pickard	131	481	3.7	4
1960	Bud Whitehead	81	293	3.6	2
1961	Keith Kindermann	81	385	4.8	1
1962	Gene Roberts	75	299	4.0	0
1963	Dave Snyder	107	500	4.7	3
1964	Phil Spooner	136	516	3.8	5
1965	Jim Mankins	85	326	3.8	1
1966	Bill Moremen	123	480	3.9	7
1967	Bill Moremen	94	439	4.7	5
1968	Tom Bailey	116	570	4.9	2
1969	Tom Bailey	144	630	4.4	2
1970	Tom Bailey	121	514	4.2	2
1971	Paul Magalski	106	516	4.9	3
1972	Hodges Mitchell	192	944	4.9	3
1973	Hodges Mitchell	171	669	3.9	2
1974	Larry Key	123	602	4.9	3
1975	Leon Bright	162	675	4.2	3
1976	Larry Key	144	712	4.9	4
1977	Larry Key	239	1,117	4.7	3
1978	Homes Johnson	183	817	4.5	4
1979	Mark Lyles	225	1,011	4.5	8
1980	Sam Platt	224	983	4.4	6
1981	Greg Allen	139	888	6.4	3
1982	Ricky Williams	134	857	6.4	3
1983	Greg Allen	200	1,134	5.7	13
1984	Greg Allen	133	971	7.3	8
1985	Tony Smith	111	678	6.1	4
1986	Victor Floyd	129	654	5.1	6
1987	Sammie Smith	172	1,230	7.1	7
1988	Sammie Smith	108	577	5.3	4
1989	Dexter Carter	131	684	5.2	8
1990	Amp Lee	158	825	5.2	16
1991	Amp Lee	186	977	5.3	11
1992	Tiger McMillon	116	579	5.0	3
1993	Sean Jackson	134	825	6.2	5
1994	Warrick Dunn	152	1,026	6.8	8
1995	Warrick Dunn	166	1,242	7.5	13
1996	Warrick Dunn	189	1,180	6.2	12
1997	Travis Minor	112	623	5.6	9
1998	Travis Minor	191	857	4.9	7
1999	Travis Minor	180	815	4.5	7
2000	Travis Minor	181	923	5.1	5
2001	Greg Jones	134	713	5.3	6
2002	Greg Jones	161	938	5.8	8
2003	Greg Jones	144	618	4.3	7
2004	Leon Washington	138	951	6.9	7
2005	Lorenzo Booker	119	552	4.6	4
2006	Lorenzo Booker	143	616	4.3	4
2007	Antone Smith	192	819	4.3	3
2008	Antone Smith	177	792	4.5	15
2009	Jermaine Thomas	163	832	5.1	9
2010	Chris Thompson	134	845	6.3	6
2011	Devonta Freeman	120	579	4.8	8
2012	Chris Thompson	91	687	7.5	5
2013	Devonta Freeman	173	1,016	5.9	14
2014	Dalvin Cook	170	1,008	5.9	8
2015	Dalvin Cook	229	1,691	7.4	19
2016	Dalvin Cook	288	1,765	6.1	19
2017	Cam Akers	194	1,024	5.3	7
2018	Cam Akers	161	706	4.4	6
2019	Cam Akers	231	1,144	5.0	14
2020	Jordan Travis	97	559	5.8	7
2021	Jashaun Corbin	143	887	6.2	7
2022	Trey Benson	154	990	6.4	9
2023	Trey Benson	156	906	5.8	14
2024	Lawrance Toafili	109	456	4.2	3
2025	Tommy Castellanos	137	557	4.1	9

All-Time 100-Yard Rushing Games (322)

322	Greg Allen	Western Carolina	1981
267	Dalvin Cook	at USF	2016
266	Dalvin Cook	USF	2015
244	Sammie Smith	at East Carolina	1987
225	Dalvin Cook	at Syracuse	2016
223	Greg Allen	at Arizona State	1984
222	Dalvin Cook	Miami	2015
212	Sammie Smith	at Tulane	1988
212	Victor Floyd	South Carolina	1985
205	Sammie Smith	vs. Indiana (All-American)	1986
202	Greg Allen	at LSU	1981
201	Greg Allen	at LSU	1983
201	Tony Smith	vs. Oklahoma State (Gator)	1985
200	Trey Benson	Virginia Tech	2023
199	Cam Akers	Syracuse	2017
197	Chris Thompson	Wake Forest	2012
195	Leon Washington	vs. West Virginia ('05 Gator)	2004
194	Dalvin Cook	at Clemson	2015
193	Cam Akers	ULM	2019
189	Sammie Smith	Miami	1987
189	Greg Jones	Miami	2002
188	Sam Platt	at Memphis State	1980
186	Jermaine Thomas	NC State	2009
185	Warrick Dunn	Florida	1996
184	Warrick Dunn	Miami	1995
183	Dalvin Cook	at Florida	2015
180	Warrick Dunn	at Clemson	1995
177	Dalvin Cook	vs. Georgia Tech (ACC Champ)	2014
176	Sammie Smith	Furman	1987
174	Warrick Dunn	at Georgia Tech	1994
173	Greg Allen	Louisville	1982
173	Greg Jones	Virginia	2002
170	Larry Key	Auburn	1977
169	Dalvin Cook	Clemson	2016
165	Rock Preston	vs. Notre Dame	1994
165	Greg Jones	Clemson	2002
164	Leon Washington	at Syracuse	2004
163	Keith Ross	South Carolina	1985
163	Warrick Dunn	vs. Notre Dame	1994
163	Warrick Dunn	at Miami	1996
163	Dalvin Cook	Louisville	2015
163	Trey Benson	at Syracuse	2022
162	Warrick Dunn	at Wake Forest	1994
162	Jacques Patrick	Syracuse	2015
161	Buddy Strauss	at Mississippi College	1949
160	Greg Jones	at Clemson	2001
159	Jashaun Corbin	Louisville	2021
158	Chris Parker	East Carolina	1988
158	Chris Thompson	at Miami	2010
157	Travis Minor	at Virginia	1997
157	Cam Akers	at Wake Forest	2019
156	Antone Smith	vs. Kentucky (Music City)	2007
156	Dalvin Cook	Texas State	2015
155	Mike Davison	Tulsa	1972
155	Jacques Patrick	ULM	2017

RUSHING RECORDS

154	Larry Key	Virginia Tech	1976
154	Greg Allen	East Carolina	1983
154	Antone Smith	vs. Colorado	2008
153	Leon Washington	North Carolina	2004
153	Dalvin Cook	Florida	2016
152	Mike Sellers	Sal Ross State	1951
152	Homes Johnson	Virginia Tech	1978
151	Mark Lyles	at Florida	1979
151	Roosevelt Snipes	at South Carolina	1984
151	Roosevelt Snipes	Chattanooga	1984
151	Warrick Dunn	vs. Notre Dame ('96 Orange)	1995
150	Bobby Renn	Abilene Christian	1957
150	Dalvin Cook	at Miami	2016
149	Art Munroe	vs. Southern Miss	1971
149	Jermaine Thomas	at Wake Forest	2009
148	Devonta Freeman	at Maryland	2012
147	Tony Smith	Tulsa	1985
147	Amp Lee	Florida	1990
147	Chris Thompson	vs. South Carolina (Chick-fil-A)	2010
146	Ken MacLean	Cumberland	1948
146	Travis Minor	vs. Texas A&M	1998
146	Travis Minor	Miami	1999
146	Antone Smith	Duke	2007
145	Greg Allen	Louisville	1983
145	Dalvin Cook	vs. Michigan (Orange)	2016
144	Christian Ponder	at Miami	2008
144	Dalvin Cook	Florida	2014
144	Cam Akers	Syracuse	2019
144	Jashaun Corbin	Notre Dame	2021
143	Larry Key	at Florida	1977
143	Greg Allen	at Memphis State	1984
143	Warrick Dunn	at North Carolina	1995
142	Keith Kinderman	Richmond	1961
142	Phil Spooner	Houston	1965
142	Mark Lyles	at Cincinnati	1979
142	Sammie Smith	at Southern Miss	1987
142	Victor Floyd	Louisville	1987
142	Dexter Carter	Miami	1989
142	Travis Minor	at Florida	1997
141	Bobby Fiveash	at Tampa	1953
141	Chris Thompson	at NC State	2012
140	Ricky Williams	Louisville	1982
140	Dalvin Cook	North Carolina	2016
138	Hodges Mitchell	Virginia Tech	1972
138	Leon Bright	Utah State	1975
138	Greg Allen	vs. West Virginia (Gator)	1982
138	Tiger McMillon	at Virginia	1992
138	Dalvin Cook	NC State	2015
137	Antone Smith	Rice	2006
135	Homes Johnson	at Syracuse	1978
135	Ricky Williams	at Notre Dame	1981
135	Greg Allen	Temple	1984
135	Dexter Carter	Memphis State	1987
134	Leon Washington	Florida	2002
134	Lonnie Pryor	vs. Northern Illinois ('13 Orange)	2012
133	Roy Thompson	Wofford	1951
133	Fred Pickard	at Tennessee	1958
133	Greg Allen	at Kansas	1984
133	Warrick Dunn	Clemson	1994
133	Jeff Chaney	at Maryland	1998
133	Preston Parker	Maryland	2007
132	Buddy Strauss	vs. Wofford ('50 Cigar)	1949
132	Mark Lyles	South Carolina	1979
132	Tony Smith	Kansas	1985
131	Tom Bailey	Mississippi State	1969
131	Hodges Mitchell	vs. Mississippi State	1972
131	Warrick Dunn	Virginia	1996
130	Mike Sellers	Howard	1950
130	Bobby Renn	Furman	1958
130	Hodges Mitchell	at Kansas	1972
130	Sam Platt	East Carolina	1980
130	Travis Minor	Virginia	1998
130	Lorenzo Booker	Duke	2004
130	Jermaine Thomas	at Georgia Tech	2008
129	Travis Minor	at NC State	2000
129	Devonta Freeman	Idaho	2013
128	Travis Minor	at North Carolina	1997
128	Trey Benson	at Miami	2022
127	Larry Key	at Oklahoma State	1977
127	Chris Parker	Louisiana Tech	1988
127	Travis Minor	Florida	1998
127	Jashaun Corbin	UMass	2021
127	Treshaun Ward	Duquesne	2022
126	Larry Green	at Memphis State	1967
126	Rock Preston	vs. Duke	1995
126	Karlos Williams	at NC State	2014
126	Treshaun Ward	at Louisville	2022
125	Phil Spooner	vs. Oklahoma ('65 Gator)	1964
125	Greg Allen	Cincinnati	1983
124	Bobby Renn	at Villanova	1956
124	Larry Key	at Memphis State	1974
124	Warrick Dunn	vs. Duke	1995
124	Jacques Patrick	at USF	2016
123	Larry Key	at Alabama	1974
123	Michael Whiting	at Florida	1979
123	Sam Platt	Pitt	1980
123	Zack Crockett	at Maryland	1994
123	Lorenzo Booker	Virginia	2004
123	Chris Thompson	BYU	2010
122	Wyatt Parish	Troy State	1949
122	Amp Lee	at Michigan	1991
122	Warrick Dunn	at NC State	1994
122	Travis Minor	Georgia Tech	1999
122	Nick Maddox	at Wake Forest	2002
122	Nick Maddox	at Georgia Tech	2002
122	Jermaine Thomas	at Virginia	2010
122	Dalvin Cook	at Syracuse	2014
121	Roosevelt Snipes	Cincinnati	1983
121	Warrick Dunn	North Carolina	1994
121	Warrick Dunn	at Florida	1995
121	Warrick Dunn	at Georgia Tech	1996

TEAM RECORDS - OFFENSE

Single-Game

Most Rushes	81	vs. East Carolina	9/20/80
Most Rushes, Both Teams	120	at Oklahoma	9/25/76
Most Yards	498	vs. Kent State	9/20/25
Most Yards, Both Teams	768	at USF	9/24/16
Most Touchdowns	8	vs. Kent State	9/20/25

Single-Season

Most Yards	3,021	1984
Most Yards Per Game	274.6	1984 (3,021-11)
Highest Average Per Play	5.8	1995 (2,451-420)
Most Touchdowns	42	2013

121	Leon Washington	NC State	2003
121	Jermaine Thomas	vs. West Virginia ('10 Gator)	2009
121	Cam Akers	Miami	2017
121	Jordan Travis	at North Carolina	2021
120	Larry Key	at Kansas State	1977
120	Travis Minor	Louisville	2000
120	Greg Jones	vs. Virginia Tech ('02 Gator)	2001
120	Jacques Patrick	at Wake Forest	2017
119	Bobby Renn	Furman	1956
119	Sammie Smith	Louisville	1987
119	Dexter Carter	Virginia Tech	1988
119	Sean Jackson	at South Carolina	1990
119	Sean Jackson	vs. Texas A&M ('92 Cotton)	1991
119	Jermaine Thomas	at Clemson	2009
118	Mark Lyles	at Louisville	1979
118	Dexter Carter	vs. Southern Miss	1989
118	Lawrance Toafili	vs. Louisville (ACC Champ)	2023
117	Larry Brinkley	Virginia Tech	1963
117	Hodges Mitchell	at South Carolina	1972
117	Cam Akers	ULM	2017
117	Lawrance Toafili	Duke	2020
116	Sammie Smith	Florida	1986
116	Sammie Smith	at Florida	1987
116	Sean Jackson	Wake Forest	1993
116	Cam Akers	Boise State	2019
115	Greg Allen	at Tulane	1983
115	Victor Floyd	at South Carolina	1986
115	Sammie Smith	vs. Auburn ('89 Sugar)	1988
115	Lorenzo Booker	Rice	2006
115	Dalvin Cook	at Wake Forest	2016
115	Cam Akers	at Duke	2017
114	Tom Bailey	at Miami	1970
114	Cletis Jones	at Kansas	1984
114	Tony Smith	Western Carolina	1985
114	Antone Smith	Miami	2007
114	Karlos Williams	Idaho	2013
113	Bill Gunter	South Carolina	1967
113	Tom Bailey	South Carolina	1969
113	Paul Magalski	at Virginia Tech	1969
113	Paul Magalski	Tulsa	1971
113	Sam Platt	Tulsa	1980
113	Greg Allen	East Carolina	1984
113	Greg Jones	vs. Iowa State	2002
113	Jordan Travis	Syracuse	2021
112	Sean Jackson	Georgia Southern	1990
112	Amp Lee	Tulane	1991
112	Amp Lee	at LSU	1991
112	Warrick Dunn	Wake Forest	1995
112	Travis Minor	North Carolina	2000
112	Lorenzo Booker	at Clemson	2005
112	Devonta Freeman	Bethune-Cookman	2013
112	Cam Akers	Louisville	2019
111	Wyatt Parish	Cumberland	1948
111	Buck Metts	VMI	1953
111	Jim Mankins	at Texas Tech	1966
111	Paul Magalski	South Carolina	1969
111	Hodges Mitchell	Memphis State	1973
111	Greg Allen	Tulane	1984
111	Cletis Jones	Chattanooga	1984
111	Sammie Smith	Tulane	1987
111	Dexter Carter	at Florida	1987
111	Charlie Ward	Maryland	1992
111	Trey Benson	Georgia Tech	2022
111	Trey Benson	Florida	2022
110	Mike Sellers	Randolph-Macon	1950
110	Nelson Italiano	at Newberry College	1950
110	Larry Key	Memphis State	1977
110	Ricky Williams	Florida	1982
110	Victor Floyd	at Louisville	1986
110	Amp Lee	Auburn	1989
110	Karlos Williams	Nevada	2013
110	Dalvin Cook	at Louisville	2014
110	Cam Akers	Boston College	2018
109	Stan Dobosz	Furman	1952
109	Hodges Mitchell	at Baylor	1973
109	Ricky Williams	Boston College	1980
109	Greg Allen	Miami	1981
109	Roosevelt Snipes	Louisville	1983
109	Sammie Smith	Florida	1988
109	Warrick Dunn	vs. Maryland	1996
109	Devonta Freeman	at Duke	2011
109	Devonta Freeman	Nevada	2013
109	La'Damian Webb	North Carolina	2020
109	Jashaun Corbin	Jacksonville State	2021
108	Mike Sellers	Tampa	1950
108	Lee Corso	at NC State	1956
108	Jeff Leggett	at Auburn	1976
108	Sam Platt	Virginia Tech	1980
108	Roosevelt Snipes	Florida	1984
108	Warrick Dunn	at NC State	1996
108	Ty Jones	at NC State	2010
108	Dalvin Cook	Boston College	2016
108	Jordan Travis	at NC State	2022
107	Lee Corso	Villanova	1955
107	Sam Platt	Louisville	1980
107	Amp Lee	vs. Virginia Tech	1991
107	Sean Jackson	at Duke	1993
107	Greg Jones	at Virginia	2001
107	Ty Jones	Samford	2010
107	Jordan Travis	North Carolina	2020
106	Michael Whiting	Western Carolina	1981
106	Roosevelt Snipes	South Carolina	1983
106	Amp Lee	Syracuse	1991
106	Greg Jones	at Maryland	2002
106	James Wilder Jr.	Murray State	2012
106	Dalvin Cook	Chattanooga	2015
105	Fred Pickard	Virginia Tech	1957
105	Tom Bailey	Wake Forest	1968
105	Leon Bright	at Miami	1974
105	Larry Key	at Clemson	1975
105	Trey Benson	Duquesne	2022
104	Lee Corso	Ohio	1956
104	Bobby Renn	at Auburn	1956
104	Paul Magalski	Pitt	1971
104	Larry Key	at Houston	1975
104	Greg Allen	at Ohio State	1982
104	Warrick Dunn	at Maryland	1994
104	Leon Washington	UAB	2004
104	Devonta Freeman	Duke	2012
103	Billy Odom	The Citadel	1955
103	Art Munroe	Mississippi State	1969
103	Roosevelt Snipes	Auburn	1984
103	Keith Ross	Western Carolina	1985
103	Clyde Allen	Maryland	1992
103	Chris Thompson	Clemson	2012
103	Dalvin Cook	vs. Oregon ('15 CFP Semi-Rose)	2014
102	Hodges Mitchell	Colorado State	1972
102	Leon Bright	at Texas Tech	1975
102	Jessie Hester	at Miami	1984
102	Amp Lee	East Carolina	1990
102	Travis Minor	at Wake Forest	1998
102	Travis Minor	Clemson	2000
102	EJ Manuel	Clemson	2012
102	Cam Akers	at Florida	2019
102	Jordan Travis	at Florida	2021
101	Wyatt Parish	at Tampa	1949
101	Keith Kinderman	Georgia	1961
101	Dave Snyder	Furman	1963
101	Hodges Mitchell	at San Diego State	1973
101	Sean Jackson	at NC State	1992
101	Sean Jackson	vs. Nebraska ('93 Orange)	1992
101	Warrick Dunn	NC State	1995
101	Khalid Abdullah	Wake Forest	1995
101	Greg Jones	Georgia Tech	2001
101	Lorenzo Booker	vs. West Virginia ('05 Gator)	2004
101	Lawrance Toafili	Duquesne	2022
100	Bobby Fiveash	Abilene Christian	1953
100	Fred Pickard	at Tampa	1957
100	Fred Pickard	at Georgia	1959
100	Mike Davison	vs. Mississippi State	1972
100	Mark Lyles	at Pitt	1978
100	Mark Lyles	Florida	1978
100	Roosevelt Snipes	at Auburn	1983
100	Warrick Dunn	UCF	1995
100	Travis Minor	at Clemson	1999
100	Devonta Freeman	Maryland	2011

RUSHING RECORDS

100-YARD RUSHING GAMES BY PLAYER (MIN. 7)

Warrick Dunn (22):

185 Yds.	Florida, 1996
184 Yds.	Miami, 1995
180 Yds.	at Clemson, 1995
174 Yds.	at Georgia Tech, 1994
163 Yds.	at Miami, 1996
163 Yds.	vs. Notre Dame, 1994
162 Yds.	at Wake Forest, 1994
151 Yds.	vs. Notre Dame, 1995 ('96 Orange)
143 Yds.	at North Carolina, 1995
133 Yds.	Clemson, 1994
131 Yds.	Virginia, 1996
124 Yds.	vs. Duke, 1995
122 Yds.	at NC State, 1994
121 Yds.	at Georgia Tech, 1996
121 Yds.	at Florida, 1995
121 Yds.	North Carolina, 1994
112 Yds.	Wake Forest, 1995
109 Yds.	vs. Maryland, 1996
108 Yds.	at NC State, 1996
104 Yds.	at Maryland, 1994
101 Yds.	NC State, 1995
100 Yds.	UCF, 1995

Dalvin Cook (22):

267 Yds.	at USF, 2016
266 Yds.	USF, 2015
225 Yds.	at Syracuse, 2016
222 Yds.	Miami, 2015
194 Yds.	at Clemson, 2015
183 Yds.	at Florida, 2015
177 Yds.	at Georgia Tech, 2014
169 Yds.	Clemson, 2016
163 Yds.	Louisville, 2015
156 Yds.	Texas State, 2015
153 Yds.	Florida, 2016
150 Yds.	at Miami, 2016
145 Yds.	vs. Michigan, 2016 (Orange)
144 Yds.	Florida, 2014
140 Yds.	North Carolina, 2016
138 Yds.	NC State, 2015
122 Yds.	at Syracuse, 2014
115 Yds.	Wake Forest, 2016
110 Yds.	at Louisville, 2014
108 Yds.	Boston College, 2016
106 Yds.	Chattanooga, 2015
103 Yds.	vs. Oregon, 2014 ('15 CFP Semi-Rose)

Greg Allen (17):

322 Yds.	Western Carolina, 1981
223 Yds.	at Arizona State, 1984
202 Yds.	at LSU, 1981
201 Yds.	at LSU, 1983
173 Yds.	Louisville, 1982
154 Yds.	East Carolina, 1983
145 Yds.	Louisville, 1983
143 Yds.	at Memphis State, 1984
138 Yds.	vs. West Virginia, 1982 (Gator)
135 Yds.	Temple, 1984
133 Yds.	at Kansas, 1984
125 Yds.	Cincinnati, 1983
115 Yds.	at Tulane, 1983
113 Yds.	East Carolina, 1984
111 Yds.	Tulane, 1984
109 Yds.	Miami, 1981
104 Yds.	at Ohio State, 1982

Travis Minor (14):

157 Yds.	at Virginia, 1997
146 Yds.	Miami, 1999
146 Yds.	vs. Texas A&M, 1998
142 Yds.	at Florida, 1997
130 Yds.	Virginia, 1998
129 Yds.	at NC State, 2000
128 Yds.	at North Carolina, 1997
127 Yds.	Florida, 1998
122 Yds.	Georgia Tech, 1999
120 Yds.	Louisville, 2000
112 Yds.	North Carolina, 2000
102 Yds.	Clemson, 2000
102 Yds.	at Wake Forest, 1998
100 Yds.	at Clemson, 1999

Sammie Smith (12):

244 Yds.	at East Carolina, 1987
212 Yds.	at Tulane, 1988
205 Yds.	vs. Indiana, 1986 (All-American)
189 Yds.	Miami, 1987
176 Yds.	Furman, 1987
142 Yds.	at Southern Miss, 1987
119 Yds.	Louisville, 1987
116 Yds.	at Florida, 1987
116 Yds.	Florida, 1986
115 Yds.	Auburn, 1989
111 Yds.	Tulane, 1987
109 Yds.	Florida, 1988

Cam Akers (11):

199 Yds.	Syracuse, 2017
193 Yds.	ULM, 2019
157 Yds.	at Wake Forest, 2019
144 Yds.	Syracuse, 2019
121 Yds.	Miami, 2017
117 Yds.	ULM, 2017
116 Yds.	Boise State, 2019
115 Yds.	at Duke, 2017
112 Yds.	Louisville, 2019
110 Yds.	Boston College, 2018
102 Yds.	at Florida, 2019

Larry Key (10):

170 Yds.	Auburn, 1977
154 Yds.	Virginia Tech, 1976
143 Yds.	at Florida, 1977
127 Yds.	at Oklahoma State, 1977
124 Yds.	at Memphis State, 1974
123 Yds.	at Alabama, 1974
120 Yds.	at Kansas State, 1977
110 Yds.	Memphis State, 1977
105 Yds.	at Clemson, 1975
104 Yds.	at Houston, 1975

Greg Jones (9):

189 Yds.	at Miami, 2002
173 Yds.	Virginia, 2002
165 Yds.	Clemson, 2002
160 Yds.	at Clemson, 2001
120 Yds.	vs. Virginia Tech, 2001 ('02 Gator)
113 Yds.	vs. Iowa State, 2002
107 Yds.	at Virginia, 2001
106 Yds.	at Maryland, 2002
101 Yds.	Georgia Tech, 2001

Hodges Mitchell (8):

138 Yds.	Virginia Tech, 1972
131 Yds.	vs. Mississippi State, 1972
130 Yds.	at Kansas, 1972
117 Yds.	at South Carolina, 1972
111 Yds.	Memphis State, 1973
109 Yds.	at Baylor, 1973
102 Yds.	Colorado State, 1972
101 Yds.	at San Diego State, 1973

Roosevelt Snipes (8):

151 Yds.	South Carolina, 1984
151 Yds.	Chattanooga, 1984
121 Yds.	Cincinnati, 1983
109 Yds.	Louisville, 1983
108 Yds.	Florida, 1984
106 Yds.	South Carolina, 1983
103 Yds.	Auburn, 1984
100 Yds.	at Auburn, 1983

Amp Lee (8):

147 Yds.	Florida, 1990
122 Yds.	at Michigan, 1991
112 Yds.	Tulane, 1991
112 Yds.	at LSU, 1991
110 Yds.	Auburn, 1989
107 Yds.	vs. Virginia Tech, 1991
106 Yds.	Syracuse, 1991
102 Yds.	East Carolina, 1990

Sean Jackson (7):

119 Yds.	at South Carolina, 1990
119 Yds.	vs. Texas A&M, 1991 ('92 Cotton)
116 Yds.	Wake Forest, 1993
112 Yds.	Georgia Southern, 1990
107 Yds.	at Duke, 1993
101 Yds.	vs. Nebraska, 1993 ('94 Orange)
101 Yds.	at NC State, 1992

Devonta Freeman (7):

148 Yds.	at Maryland, 2012
129 Yds.	Idaho, 2013
112 Yds.	Bethune-Cookman, 2013
109 Yds.	Nevada, 2013
109 Yds.	at Duke, 2011
104 Yds.	Duke, 2012
100 Yds.	Maryland, 2011

INDIVIDUAL RECORDS

Most Rushes

Game:	36, Cam Akers vs. ULM, Sept. 7, 2019
Season:	288, Dalvin Cook, 2016
Career:	687, Dalvin Cook, 2014-16

Most Yards Gained (Season)

Freshman:	1,024, Cam Akers, 2017
Sophomore:	1,691, Dalvin Cook, 2015
Junior:	1,765, Dalvin Cook, 2016
Senior:	1,180, Warrick Dunn, 1996

Longest Rush

Game: 97
Larry Key vs. Virginia Tech, Nov. 11, 1976

Consecutive 100-Yard Games

Career: 6, Warrick Dunn, 1995

Most Games Gaining 200 Yards

Season:	2, Greg Allen, 1981
	2, Dalvin Cook, 2015
	2, Dalvin Cook, 2016
Career:	4, Greg Allen, 1981-84
	4, Dalvin Cook, 2014-16

Most Games Gaining 300 Yards

Season:	1, Greg Allen, 1981
Career:	1, Greg Allen, 1981

Highest Average Per Rush

Game (min. 10 atts.): 18.2 (11-200)
Trey Benson vs. Va. Tech, 10/7/23
Game (min. 20 atts.): 10.1 (22-223)
Greg Allen at Arizona St, 11/4/84
10.1 (22-222)
Dalvin Cook vs. Miami, 10/10/15
Season (min. 100 atts.): 7.5 (166-1,242)
Warrick Dunn, 1995
Career (min. 200 atts.): 6.9 (575-3,959)
Warrick Dunn, 1993-96

Most Touchdowns Rushing

Game: 4
Greg Allen vs. Louisville, Nov. 13, 1982
Greg Allen vs. South Carolina, Nov. 6, 1982
Antone Smith vs. Miami, Oct. 4, 2008
Dalvin Cook vs. Clemson, Oct. 29, 2016
Dalvin Cook at Syracuse, Nov. 19, 2016
Cam Akers vs. Syracuse, Oct. 26, 2019

Season:	20, Greg Allen, 1982
Career:	46, Dalvin Cook, 2014-16

Most All-Purpose Yardage

Game: 417
Greg Allen vs. Western Carolina, Oct. 31, 1981

Season:	2,253, Dalvin Cook, 2016
Career:	5,399, Dalvin Cook, 2014-16

Career Rushing Yards
Dalvin Cook (2014-16)

SEASON RECORDS

First Downs Rushing

1.	152 in 1987
	152 in 2025
3.	149 in 1993
	149 in 2016
5.	146 in 1984
	146 in 2022
7.	145 in 2012
8.	143 in 2002
9.	140 in 1983
10.	139 in 2013

Most Rushing Plays

1.	603 in 1980
2.	571 in 1984
3.	562 in 2002
4.	530 in 1987
5.	519 in 1975
6.	518 in 1983
	518 in 2016
8.	515 in 1953
	515 in 1998
10.	513 in 2012

Rushing Yards Per Play

1.	5.80 in 1995
2.	5.69 in 1985
3.	5.67 in 1993
4.	5.65 in 1987
5.	5.63 in 2013
6.	5.62 in 2012
7.	5.47 in 2022
8.	5.29 in 1984
9.	5.19 in 2025
10.	5.15 in 2015

Most Yards Rushing

1.	3,021 in 1984
2.	2,995 in 1987
3.	2,882 in 2012
4.	2,844 in 2013
5.	2,783 in 2022
6.	2,667 in 1993
7.	2,630 in 2016
8.	2,624 in 2025
9.	2,618 in 2002
10.	2,552 in 1983

Most Yards Rushing Per Game

1.	274.6 in 1984
2.	272.3 in 1987
3.	259.5 in 1991
4.	229.3 in 1983
5.	225.9 in 1950
6.	222.8 in 1995
7.	222.3 in 1993
8.	219.4 in 1949
9.	218.7 in 2025
10.	215.4 in 1985

RECEIVING RECORDS

Single-Game Receptions

1.	Ron Sellers	at South Carolina	1968	16
2.	Ron Sellers	vs. Penn State (Gator)	1967	14
	Ron Sellers	Wake Forest	1968	14
	Ron Sellers	vs. Houston	1968	14
5.	Fred Biletnikoff	vs. Oklahoma ('65 Gator)	1964	13
	Ron Sellers	at Virginia Tech	1966	13
	Ron Sellers	at Alabama	1967	13
	Ron Sellers	Memphis State	1968	13
	Kent Gaydos	at Houston	1969	13
	Lawrence Dawsey	at Miami	1990	13
	Rashad Greene	Virginia	2014	13
	Travis Rudolph	Wake Forest	2016	13

Season Receptions

1.	Rashad Greene, 2014	99
2.	Ron Sellers, 1968	86
3.	Rashad Greene, 2013	76
4.	Kez McCorvey, 1993	74
5.	Andre Cooper, 1995	71
	Peter Warrick, 1999	71
7.	Ron Sellers, 1967	70
8.	Barry Smith, 1972	69
9.	Lawrence Dawsey, 1990	65
	Anquan Boldin, 2002	65
11.	Snoop Minnis, 2000	63
12.	Rhett Dawson, 1971	62
	Preston Parker, 2007	62
14.	Peter Warrick, 1998	61
	Rod Owens, 2009	61
16.	E.G. Green, 1995	60
	Bert Reed, 2009	60
	Tamorrion Terry, 2019	60
19.	Kez McCorvey, 1994	59
	Travis Rudolph, 2015	59

Career Receptions

1.	Rashad Greene (2011-14)	270
2.	Ron Sellers (1966-68)	212
3.	Peter Warrick (1996-99)	207
4.	Kez McCorvey (1991-94)	189
5.	Bert Reed (2008-11)	170
6.	E.G. Green (1994-97)	166
7.	Travis Rudolph (2014-16)	153
8.	Greg Carr (2005-08)	148
9.	Chris Davis (2003-06)	137
10.	Mike Shumann (1973-75, 77)	134
11.	Jesus Wilson (2013-16)	133
12.	Andre Cooper (1993-96)	132
	Warrick Dunn (1993-96)	132
	De'Cody Fagg (2004-07)	132
15.	Rhett Dawson (1969-71)	128
	Lawrence Dawsey (1987-90)	128
17.	Nyqwan Murray (2015-18)	127
18.	Kenny Shaw (2010-13)	124
19.	Craphonso Thorpe (2001-04)	123
20.	Barry Smith (1970-72)	119

Single Game Receiving Yards

1.	Ron Sellers	Wake Forest	1968	260
2.	Ron Sellers	at South Carolina	1968	259
3.	Peter Warrick	at Clemson	1997	249
4.	Travis Rudolph	Wake Forest	2016	238
5.	Ron Sellers	Virginia Tech	1967	229
6.	Ron Sellers	Memphis State	1968	218
7.	Craphonso Thorpe	at Notre Dame	2003	217
8.	Ron Sellers	vs. Houston	1968	214
9.	Kelvin Benjamin	at Florida	2013	212
10.	Kez McCorvey	Duke	1994	207
11.	Craphonso Thorpe	Colorado	2003	205
12.	Rashad Greene	vs. Oklahoma State	2014	203
13.	Johnny Wilson	vs. Oklahoma (Cheez-It)	2022	202
14.	Travis Rudolph	vs. Houston (Peach)	2015	201
15.	Rod Owens	at North Carolina	2009	199
16.	Javon Walker	vs. Virginia Tech ('02 Gator)	2001	195
17.	Fred Biletnikoff	vs. Oklahoma ('65 Gator)	1964	192
18.	Travis Rudolph	Syracuse	2015	191
19.	Peter Warrick	at Miami	1998	190
20.	Snoop Minnis	Florida	2000	187

Season – Catches Per Game

		Games	Catches	PG
1.	Ron Sellers, 1968	10	86	8.60
2.	Peter Warrick, 1999	9	71	7.89
3.	Rashad Greene, 2014	14	99	7.07
4.	Ron Sellers, 1967	10	70	7.00
5.	Andre Cooper, 1995	11	71	6.46
6.	Barry Smith, 1972	11	69	6.27
7.	Kez McCorvey, 1993	12	74	6.17
8.	Lawrence Dawsey, 1990	11	65	5.91
9.	Kez McCorvey, 1994	10	59	5.90
10.	Fred Biletnikoff, 1964	10	57	5.70
11.	Rhett Dawson, 1971	11	62	5.64
12.	Ron Sellers, 1966	10	56	5.60
13.	E.G. Green, 1995	11	60	5.46
14.	Rashad Greene, 2013	14	76	5.43
15.	Snoop Minnis, 2000	12	63	5.25
16.	Peter Warrick, 1998	12	61	5.08
17.	Rhett Dawson, 1970	11	54	4.91
	E.G. Green, 1997	11	54	4.91

Career — Catches Per Game

		Games	Catches	PG
1.	Ron Sellers (1966-68)	30	212	7.07
2.	Rashad Greene (2011-14)	51	270	5.29
3.	Peter Warrick (1996-99)	43	207	4.81
4.	Kez McCorvey (1991-94)	45	189	4.20
5.	Rhett Dawson (1969-71)	32	128	4.00
6.	Tamarick Vanover (1992-93)	22	87	3.96
7.	Tamorrion Terry (2018-20)	30	118	3.93
8.	Travis Rudolph (2014-16)	39	153	3.92
9.	E.G. Green (1994-97)	44	166	3.77
10.	Barry Smith (1970-72)	33	122	3.70
11.	Bert Reed (2008-11)	49	170	3.47
12.	Andre Cooper (1993-96)	39	132	3.39
13.	De'Cody Fagg (2004-07)	40	132	3.30
14.	Anquan Boldin (1999-02)	37	118	3.19
15.	Preston Parker (2006-08)	33	104	3.15
16.	Nyqwan Murray (2015-18)	41	127	3.10
17.	Mike Shumann (1973-75, 77)	44	134	3.05
18.	Hassan Jones (1982-85)	33	98	2.97
19.	Greg Carr (2005-08)	50	148	2.96
20.	Warrick Dunn (1993-96)	45	132	2.93

Season Receiving Yards

1.	Ron Sellers, 1968	1,496
2.	Rashad Greene, 2014	1,365
3.	Snoop Minnis, 2000	1,340
4.	Barry Smith, 1972	1,243
5.	Peter Warrick, 1998	1,232
6.	Ron Sellers, 1967	1,228
7.	Tamorrion Terry, 2019	1,188
8.	Rashad Greene, 2013	1,128
9.	**Duce Robinson, 2025**	**1,081**
10.	E.G. Green, 1997	1,059
11.	Anquan Boldin, 2002	1,011
	Kelvin Benjamin, 2013	1,011
13.	E.G. Green, 1995	1,007
14.	Andre Cooper, 1995	1,002
15.	Lawrence Dawsey, 1990	999
16.	Craphonso Thorpe, 2003	994
17.	Fred Biletnikoff, 1964	987
18.	Kez McCorvey, 1993	966
19.	Rhett Dawson, 1970	946
20.	Javon Walker, 2001	944

Career Receiving Yards

1.	Rashad Greene (2011-14)	3,830
2.	Ron Sellers (1966-68)	3,598
3.	Peter Warrick (1996-99)	3,517
4.	E.G. Green (1994-97)	2,920
5.	Kez McCorvey (1991-94)	2,660
6.	Greg Carr (2005-08)	2,574
7.	Barry Smith (1970-72)	2,392
8.	Travis Rudolph (2014-16)	2,311
9.	Mike Shumann (1973-75, 77)	2,306
10.	Tamorrion Terry (2018-20)	2,221
11.	Craphonso Thorpe (2001-04)	2,153
12.	Lawrence Dawsey (1987-90)	2,129
13.	Jessie Hester (1981-84)	2,100
14.	Snoop Minnis (1997-2000)	2,098
15.	Bert Reed (2008-11)	2,022
16.	Kenny Shaw (2010-13)	1,919
17.	Rhett Dawson (1969-71)	1,915
18.	Nyqwan Murray (2015-18)	1,854
19.	Chris Davis (2003-06)	1,842
20.	Andre Cooper (1993-96)	1,810

Season TD Catches

1.	Andre Cooper, 1995	15
	Kelvin Benjamin, 2013	15
3.	Barry Smith, 1972	13
	Anquan Boldin, 2002	13
5.	Ron Sellers, 1968	12
	Peter Warrick, 1998	12
	Greg Carr, 2006	12
8.	Fred Biletnikoff, 1964	11
	E.G. Green, 1997	11
	Snoop Minnis, 2000	11
	Talman Gardner, 2001	11
	Craphonso Thorpe, 2003	11
	Keon Coleman, 2023	11
14.	E.G. Green, 1995	10
	Atrews Bell, 2000	10
	Auden Tate, 2017	10
17.	Jessie Hester, 1984	9
	Lawrence Dawsey, 1988	9
	Greg Carr, 2005	9
	Rashad Greene, 2013	9
	Tamorrion Terry, 2019	9

Consecutive Games Catching a Pass

Career: 43, Rashad Greene, 2011-14

Highest Average Per Reception

Game (min. 5 rec.): 38.2 (5-191), Travis Rudolph vs. Syracuse, Oct. 31, 2015

Season (min. 30 rec.): 21.7 (34-738), Hassan Jones, 1985

Career (min. 70 rec.): 20.1 (119-2392), Barry Smith, 1970-72

Career TD Catches

1.	Peter Warrick (1996-99)	32
2.	E.G. Green (1994-97)	29
	Greg Carr (2005-08)	29
	Rashad Greene (2011-14)	29
5.	Barry Smith (1970-72)	25
6.	Andre Cooper (1993-96)	24
7.	Ron Sellers (1966-68)	23
8.	Jessie Hester (1981-84)	21
	Anquan Boldin (1999-2002)	21
10.	Lawrence Dawsey (1987-90)	20
11.	Talman Gardner (1999-2002)	19
	Kelvin Benjamin (2012-13)	19
13.	Tamorrion Terry (2018-20)	18
	Craphonso Thorpe (2001-04)	18
	Travis Rudolph (2014-16)	18
16.	Hassan Jones (1982-85)	17
	Terry Anthony (1986-89)	17
	Snoop Minnis (1999-2000)	17
	Nick O'Leary (2011-14)	17
20.	Fred Biletnikoff (1962-64)	16
	Mike Shumann (1973-75, 77)	16
	Kez McCorvey (1991-94)	16
	Auden Tate (2015-17)	16

Most TD Passes Caught

Game: 5, Ron Sellers vs. Wake Forest, Nov. 23, 1968

Season: 15, Andre Cooper, 1995; Kelvin Benjamin, 2013

Career: 32, Peter Warrick, 1996-99

Most Yards Gained Per Game

Season: 149.6, Ron Sellers, 1968

Career: 119.9, Ron Sellers, 1966-68

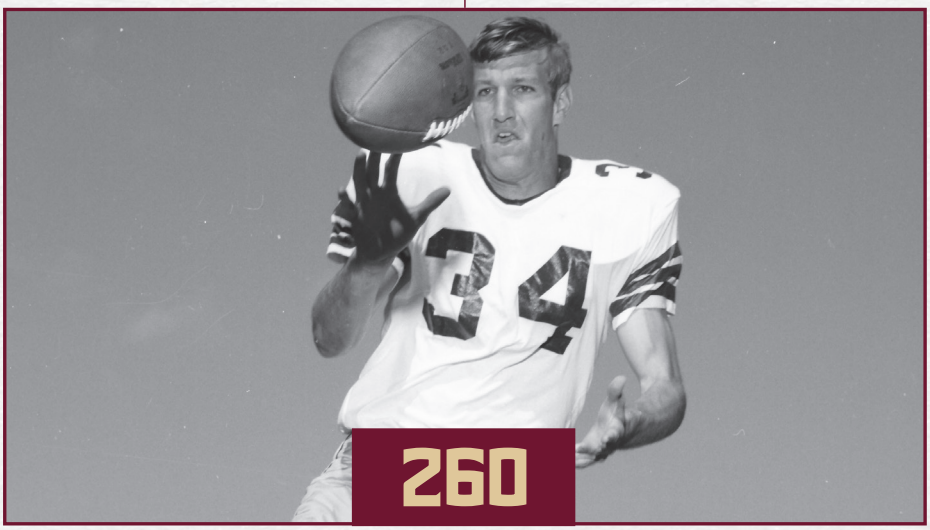

Receiving Yards vs. Wake Forest, 1968
Ron Sellers

RECEIVING RECORDS

Most 100-Yard Receiving Games

Season:	8, Barry Smith, 1972; Rashad Greene, 2014
Career:	19, Ron Sellers, 1966-68
Consecutive:	7, Barry Smith, 1971-72

Most 200-Yard Receiving Games

Season:	4, Ron Sellers, 1968
Career:	5, Ron Sellers, 1966-68

Year-By-Year Receiving Leaders

Year	Name	No	Yards	TD
1955	Tom Feamster	18	258	1
1956	Joe Holt	16	140	3
	Ron Schomburger	16	140	0
1957	Bob Nellums	21	217	2
1958	Jack Espenship	18	200	1
1959	Bud Whitehead	31	320	2
1960	Bud Whitehead	23	212	1
1961	Jim Daniel	10	113	0
1962	Keith Kindermann	21	275	2
1963	Fred Biletnikoff	24	358	4
1964	Fred Biletnikoff	57	987	11
1965	Max Wettstein	24	365	3
1966	Ron Sellers	56	874	3
1967	Ron Sellers	70	1228	8
1968	Ron Sellers	86	1496	12
1969	Jim Tyson	49	720	4
1970	Rhett Dawson	54	946	5
1971	Rhett Dawson	62	817	7
1972	Barry Smith	69	1243	13
1973	Mike Shumann	21	280	2
1974	Mike Shumann	43	515	3
1975	Mike Shumann	38	730	5
1976	Ed Beckman	37	521	3
1977	Roger Overby	38	626	5
1978	Jackie Flowers	43	757	7
1979	Jackie Flowers	37	622	7
1980	Michael Whiting	25	203	0
1981	Michael Whiting	29	211	2
1982	Tony Johnson	30	500	2
1983	Jessie Hester	31	576	6
1984	Jessie Hester	42	832	9
1985	Hassan Jones	34	738	5
1986	Herb Gainer	27	441	5
1987	Herb Gainer	30	478	6
1988	Terry Anthony	32	550	8
1989	Lawrence Dawsey	38	683	4
1990	Lawrence Dawsey	65	999	7
1991	Shannon Baker	30	451	4
1992	Tamarick Vanover	42	581	4
1993	Kez McCorvey	74	966	6
1994	Kez McCorvey	59	870	4
1995	Andre Cooper	71	1002	15
1996	E.G. Green	34	662	7
1997	E.G. Green	54	1059	11
1998	Peter Warrick	61	1232	12
1999	Peter Warrick	71	934	8
2000	Snoop Minnis	63	1340	11
2001	Javon Walker	45	944	7
2002	Anquan Boldin	65	1011	13
2003	Craphonso Thorpe	51	994	11
2004	Chauncey Stovall	53	780	6
2005	Chris Davis	51	666	5
2006	Chris Davis	49	684	4
2007	Preston Parker	62	791	3
2008	Preston Parker	40	372	2
2009	Rod Owens	61	729	3
2010	Bert Reed	58	614	2
2011	Rashad Greene	38	596	7
2012	Rashad Greene	57	741	6
2013	Rashad Greene	76	1128	9
2014	Rashad Greene	99	1365	7
2015	Travis Rudolph	59	916	7
2016	Travis Rudolph	56	840	7
2017	Nyqwan Murray	40	604	4
	Auden Tate	40	548	10
2018	Nyqwan Murray	54	744	3
2019	Tamorrion Terry	60	1188	9
2020	Ontaria Wilson	30	382	2
2021	Jashaun Corbin	25	144	1
2022	Johnny Wilson	43	897	5
2023	Keon Coleman	50	658	11
2024	Ja'Khi Douglas	32	519	4
2025	**Duce Robinson**	**56**	**1081**	**6**

All-Time 100-Yard Receiving Games (315)

260	Ron Sellers	Wake Forest	1968
259	Ron Sellers	at South Carolina	1968
249	Peter Warrick	at Clemson	1997
238	Travis Rudolph	Wake Forest	2016
229	Ron Sellers	Virginia Tech	1967
218	Ron Sellers	Memphis State	1968
217	Craphonso Thorpe	at Notre Dame	2003
214	Ron Sellers	vs. Houston	1968
212	Kelvin Benjamin	at Florida	2013
207	Kez McCorvey	Duke	1994
205	Craphonso Thorpe	Colorado	2003
203	Rashad Greene	vs. Oklahoma State	2014
202	Johnny Wilson	vs. Oklahoma (Cheez-It)	2022
201	Travis Rudolph	vs. Houston (Peach)	2015
199	Rod Owens	at North Carolina	2009
195	Javon Walker	vs. Virginia Tech ('02 Gator)	2001
192	Fred Biletnikoff	vs. Oklahoma ('65 Gator)	1964
191	Travis Rudolph	Syracuse	2015
190	Peter Warrick	at Miami	1998
187	Snoop Minnis	Florida	2000
184	E.G. Green	NC State	1997
182	Fred Biletnikoff	at Virginia Tech	1964
182	Andre Cooper	Maryland	1995
181	Chauncey Stovall	Florida	2004
176	E.G. Green	vs. Ohio State ('98 Sugar)	1997
175	Anquan Boldin	Notre Dame	2002
174	Jackie Flowers	at LSU	1979
173	Ron Sellers	at Maryland	1968
173	**Duce Robinson**	**East Texas A&M**	**2025**
172	Lawrence Dawsey	Florida	1990
172	Kermit Whitfield	Louisville	2015
170	Fred Biletnikoff	Southern Miss	1964
169	E.G. Green	at Virginia	1995
167	Jim Tyson	Mississippi State	1969
166	Tony Johnson	at Southern Miss	1982
166	E.G. Green	Maryland	1995
166	E.G. Green	Georgia Tech	1997
165	Fred Biletnikoff	at Miami	1964
165	Ron Sellers	at Alabama	1967
165	Barry Smith	vs. Mississippi State	1972
165	Jackie Flowers	Houston	1978
165	Tamorrion Terry	vs. Arizona State (Sun)	2019
163	Peter Warrick	vs. Virginia Tech ('00 Sugar)	1999
163	Snoop Minnis	Clemson	2000
163	Rashad Greene	at Wake Forest	2011
162	Javon Walker	at Clemson	2001
161	Rhett Dawson	at Virginia Tech	1971
161	Nick O'Leary	at Clemson	2013
160	Ron Sellers	vs. Wyoming (Sun)	1966
160	Lawrence Dawsey	at Miami	1990
158	Ron Sellers	Mississippi State	1967
158	Barry Smith	Florida	1972
156	E.G. Green	Clemson	1996
156	Tamorrion Terry	at Boston College	2019
155	Andre Cooper	vs. Duke	1995
154	Jessie Hester	at South Carolina	1984
154	Lonnie Johnson	Tulane	1991
154	Willie Haulstead	North Carolina	2010
153	Ron Sellers	at Florida	1967
153	Barry Smith	at Kansas	1972
153	Nyqwan Murray	at NC State	2016
152	Barry Smith	Kansas	1971
151	Rhett Dawson	Clemson	1970
151	E.G. Green	at Virginia	1997
149	Ron Sellers	at Mississippi State	1968
149	Johnny Wilson	at Louisville	2022
148	Herb Gainer	vs. Oklahoma State (Gator)	1985
148	**Duce Robinson**	**Wake Forest**	**2025**
147	Ron Sellers	Texas Tech	1967
147	Rashad Greene	vs. Auburn ('14 BCS Champ)	2013
147	**Duce Robinson**	**at Virginia**	**2025**
146	Ron Sellers	at Texas A&M	1967
146	Barry Smith	Virginia Tech	1972
146	Atrews Bell	at Miami	2000
146	Rashad Greene	at Clemson	2013
146	Tamorrion Terry	at Notre Dame	2020
145	Ron Sellers	vs. Penn State (Gator)	1967
145	Sam Platt	Navy	1978
145	Snoop Minnis	at Miami	2000
143	Barry Smith	vs. Arizona State (Fiesta)	1971
143	Jessie Hester	Auburn	1984
142	Peter Warrick	Georgia Tech	1999
142	Tamorrion Terry	at NC State	2018
141	Lawrence Dawsey	Cincinnati	1990
141	Ron Dugans	vs. Duke	1999
140	Rhett Dawson	South Carolina	1971
140	Ronald Lewis	Georgia Southern	1988
140	Warrick Dunn	at Florida	1993
140	Talman Gardner	Maryland	2001
140	Greg Carr	NC State	2007
140	Keon Coleman	Syracuse	2023
139	Shannon Baker	Syracuse	1991
138	Ron Sellers	at Virginia Tech	1966
138	Jessie Hester	East Carolina	1982
138	Kez McCorvey	at Notre Dame	1993
138	Chauncey Stovall	Duke	2004
138	Auden Tate	NC State	2017
137	Lawrence Dawsey	Virginia Tech	1990
137	Warrick Dunn	Southern Miss	1996
137	Snoop Minnis	vs. BYU	2000
137	Atrews Bell	vs. Oklahoma ('01 Orange)	2000
137	Rashad Greene	NC State	2013
136	Ron Sellers	Wake Forest	1966
136	Roger Overby	Cincinnati	1977
136	Rashad Greene	Virginia	2014
135	Ron Dugans	vs. Tennessee ('99 Fiesta)	1998
135	Rashad Greene	Clemson	2014
134	Jackie Flowers	Cincinnati	1978
134	Peter Warrick	at Duke	1997
134	Peter Warrick	Maryland	1999
134	De'Cody Fagg	Duke	2007
134	**Duce Robinson**	**Virginia Tech**	**2025**
133	Lawrence Dawsey	vs. Memphis State	1990
133	D.J. Matthews	at NC State	2018
133	**Micahi Danzy**	**Pitt**	**2025**
132	Kevin Knox	vs. Virginia Tech	1991
132	Snoop Minnis	North Carolina	2000
132	Chris Davis	at Maryland	2006
131	Rhett Dawson	Virginia Tech	1970
131	Snoop Minnis	Virginia	2000
131	Chauncey Stovall	at Clemson	2003
131	Nyqwan Murray	Wake Forest	2018
131	Tamorrion Terry	at Florida	2019
130	Mike Shumann	Iowa State	1975
130	Peter Warrick	at NC State	1998
130	Talman Gardner	at Louisville	2002
129	Gary Parris	Houston	1972
129	Mike Shumann	at Virginia Tech	1975
129	Tamarick Vanover	Virginia	1993
129	Greg Carr	Wake Forest	2005
128	Kurt Unglaub	at North Texas	1976
128	Herb Gainer	Texas Tech	1987
127	Jim Tyson	Tulsa	1969
127	Barry Smith	Houston	1972
127	Kez McCorvey	Florida	1994
126	Kent Gaydos	at Houston	1969
126	Jessie Hester	at Tulane	1983
126	Terry Anthony	at Florida	1989
126	Matt Frier	at Florida	1993
126	E.G. Green	vs. Wake Forest	1996
126	Rashad Greene	at Pitt	2013
125	Harry Bringger	Mississippi College	1950
125	Barry Smith	Tulsa	1971
125	Peter Warrick	North Carolina	1998
125	Chris Davis	The Citadel	2005
125	Rashad Greene	at Virginia Tech	2012
125	Kenny Shaw	Boston College	2012
125	Rashad Greene	at NC State	2014
125	Jesus Wilson	vs. Ole Miss	2016
124	Roger Overby	at Florida	1977
124	Javon Walker	at Virginia	2001
124	**Duce Robinson**	**at Clemson**	**2025**
123	Kevin Knox	Florida	1992
123	Peter Warrick	Virginia	1998
123	Rashad Greene	vs. Georgia Tech (ACC Champ)	2014
122	Kez McCorvey	at Maryland	1993
122	O'Mar Ellison	Duke	1994
122	Wayne Messam	at Maryland	1994
122	E.G. Green	NC State	1995
122	Snoop Minnis	at Wake Forest	2000
122	Keon Coleman	vs. LSU	2023
121	Peter Warrick	at Clemson	1999
121	Peter Warrick	Louisiana Tech	1999
121	Javon Walker	NC State	2001
121	Rodney Smith	Clemson	2010
120	Hassan Jones	at Florida	1985
120	E.G. Green	Wake Forest	1997
120	Laveranues Coles	North Carolina	1998
120	Jesus Wilson	North Carolina	2016
119	Don Pederson	Memphis State	1969
119	Peter Warrick	Florida	1998
119	P.K. Sam	Colorado	2003
119	Kelvin Benjamin	vs. Duke (ACC Champ)	2013
118	Bill Cox	Maryland	1966
118	E.G. Green	Maryland	1997
118	Rodney Smith	at Clemson	2011
117	Ron Sellers	Florida	1966
117	Jackie Flowers	Memphis State	1979
117	Jessie Hester	Chattanooga	1984
117	Lorenzo Booker	vs. UCLA (Emerald)	2006
117	Kermit Whitfield	NC State	2015
117	Ontaria Wilson	NC State	2020
116	Jackie Flowers	at Mississippi State	1978
116	Jessie Hester	at Miami	1984
116	Ronald Lewis	South Carolina	1989
116	Andre Cooper	at Virginia	1995
115	Ron Sellers	Houston	1966
115	Talman Gardner	at Clemson	2001
115	Ja'Khi Douglas	at Pitt	2023
114	Fred Biletnikoff	at Georgia	1964
114	Mike Barnes	Virginia Tech	1976
114	Bruce LaSane	at South Carolina	1988
114	Andre Cooper	NC State	1995
114	Melvin Pearsall	Wake Forest	1997
114	Bert Reed	USF	2009
114	Nyqwan Murray	at Louisville	2018
113	Ed Beckman	Florida	1976
113	Dennis McKinnon	Louisville	1980
113	Phillip Bryant	Kansas	1985
113	P.K. Sam	Maryland	2003
113	De'Cody Fagg	The Citadel	2005
113	Preston Parker	at Wake Forest	2007
112	Jim Tyson	Virginia Tech	1968
112	Kurt Unglaub	Virginia Tech	1976
112	Peter Warrick	USC	1998
112	Taiwan Easterling	Wake Forest	2010
112	Rodney Smith	Duke	2012
112	Tamorrion Terry	Boston College	2018
112	**Micahi Danzy**	**Kent State**	**2025**

RECEIVING RECORDS

111	Kent Gaydos	Memphis State	1969
111	Mike Shumann	at Florida	1977
111	Bruce LaSane	Memphis State	1989
111	Atrews Bell	Clemson	2000
111	Javon Walker	Wake Forest	2001
111	De'Cody Fagg	at Boston College	2007
111	Johnny Wilson	Georgia Tech	2022
110	Anquan Boldin	Duke	2002
110	Lawayne McCoy	at Florida	2025
109	Lawrence Dawsey	Southern Miss	1988
109	Javon Walker	Clemson	2000
109	Talman Gardner	at Maryland	2002
109	Jesus Wilson	at NC State	2014
108	Ron Schombruger	vs. VMI	1954
108	Don Floyd	at Houston	1964
108	Rhett Dawson	vs. Arizona State (Fiesta)	1971
108	Barry Smith	at Pitt	1972
108	Barry Smith	at Miami	1972
108	Mike Shumann	at Kansas State	1977
108	Anquan Boldin	at Miami	2000
108	Greg Carr	at Wake Forest	2007
108	Rodney Smith	Boston College	2012
108	Rashad Greene	Maryland	2013
108	Rashad Greene	Notre Dame	2014
107	Hardis Johnson	Florida	1980
107	Dennis McKinnon	at Ohio State	1981
107	Hassan Jones	Kansas	1985
107	Ronald Lewis	Memphis State	1987
107	Lawrence Dawsey	Tulane	1989
107	Lawrence Dawsey	vs. Penn State (Blockbuster)	1990
107	Tamarick Vanover	Maryland	1992
107	Kez McCorvey	vs. Kansas	1993
107	Kez McCorvey	Virginia	1994
107	Greg Carr	Rice	2006
107	Greg Carr	vs. Alabama	2007
107	Kenny Shaw	Idaho	2013
107	Rashad Greene	at Syracuse	2014
106	Bill Moremen	vs. Penn State (Gator)	1967
106	Terry Anthony	Louisiana Tech	1988
106	Ronald Lewis	vs. Nebraska ('90 Fiesta)	1989
106	Lawrence Dawsey	Clemson	1989
106	Peter Warrick	vs. Texas A&M	1998
106	Bert Reed	at Boston College	2009
106	Rashad Greene	Boston College	2014
106	Dalvin Cook	North Carolina	2016
106	**Micahi Danzy**	**at Stanford**	**2025**
105	Rhett Dawson	at Memphis State	1970
105	Tamarick Vanover	at NC State	1992
105	Andre Cooper	at Wake Forest	1994
105	Lorenzo Booker	at NC State	2006
105	Preston Parker	vs. Kentucky (Music City)	2007
105	Richard Goodman	at Boston College	2009
105	Travis Rudolph	Charleston Southern	2016
105	Johnny Wilson	at Boston College	2023
104	Tom Feamster	at Louisville	1954
104	Fred Biletnikoff	Kentucky	1964
104	Gary Parris	at Houston	1971
104	Barry Smith	at South Carolina	1972
104	Jessie Hester	at Arizona State	1984
104	Atrews Bell	at Clemson	2001
104	Javon Walker	UAB	2001
104	Anquan Boldin	North Carolina	2002
104	Craphonso Thorpe	at Virginia	2003
104	Greg Carr	The Citadel	2005
104	Taiwan Easterling	Georgia Tech	2009
104	Bert Reed	Virginia	2011
104	Nyqwan Murray	vs. Michigan (Orange)	2016
104	Johnny Wilson	vs. LSU	2023
103	Tony Romeo	vs. Georgia	1958
103	Gary Parris	Florida	1970
103	Rhett Dawson	Pitt	1971
103	Jim Thompson	East Carolina	1983
103	Hassan Jones	Western Carolina	1985
103	Wayne Messam	vs. Notre Dame ('96 Orange)	1995
103	E.G. Green	vs. Duke	1995
103	Andre Cooper	Georgia Tech	1995
103	Peter Warrick	at North Carolina	1999
103	Robert Morgan	at Maryland	2000
103	Kelvin Benjamin	at Boston College	2013
102	Herb Gainer	Wichita State	1986
102	O'Mar Ellison	vs. Florida ('95 Sugar)	1994
102	Andre Cooper	Virginia	1996
102	Dominic Robinson	at Florida	2003
102	Christian Green	at Wake Forest	2011
102	Nyqwan Murray	at Boston College	2017
102	Ontaria Wilson	vs. LSU	2022
101	Ron Sellers	South Carolina	1967
101	Kent Gaydos	vs. Arizona State (Fiesta)	1971
101	Jessie Hester	at South Carolina	1982
101	Hassan Jones	Auburn	1984
101	Terry Anthony	at LSU	1989
101	Anquan Boldin	Florida	2002
101	Auden Tate	Boston College	2016
101	Dalvin Cook	vs. Ole Miss	2016
100	Fred Biletnikoff	NC State	1964
100	Bill Cox	at Syracuse	1966
100	Larry Key	vs. Texas Tech (Tangerine)	1977
100	Jackie Flowers	at Virginia Tech	1979
100	Shannon Baker	Middle Tennessee State	1991
100	Anquan Boldin	at Georgia Tech	2000
100	Willie Reid	at Virginia	2005
100	Greg Carr	at Duke	2006
100	Chris Davis	Boston College	2006
100	Greg Carr	Virginia Tech	2008
100	Keyshawn Helton	Clemson	2018
100	Trey Benson	at Wake Forest	2023

100-YARD RECEIVING GAMES BY PLAYER (MIN. 6)

Ron Sellers (19):

260 Yds.	Wake Forest, 1968
259 Yds.	at South Carolina, 1968
229 Yds.	Virginia Tech, 1967
218 Yds.	Memphis State, 1968
214 Yds.	vs. Houston, 1968
173 Yds.	at Maryland, 1968
165 Yds.	at Alabama, 1967
160 Yds.	vs. Wyoming, 1966 (Sun)
158 Yds.	Mississippi State, 1967
153 Yds.	at Florida, 1967
149 Yds.	at Mississippi State, 1968
147 Yds.	Texas Tech, 1967
146 Yds.	at Texas A&M, 1967
145 Yds.	vs. Penn State, 1967 (Gator)
138 Yds.	at Virginia Tech, 1966
136 Yds.	Wake Forest, 1966
117 Yds.	Florida, 1966
115 Yds.	Houston, 1966
101 Yds.	South Carolina, 1967

Rashad Greene (15):

203 Yds.	vs. Oklahoma State, 2014
163 Yds.	at Wake Forest, 2011
147 Yds.	vs. Auburn, 2013 ('14 BCS Champ)
146 Yds.	at Clemson, 2013
137 Yds.	NC State, 2013
136 Yds.	Virginia, 2014
135 Yds.	Clemson, 2014
126 Yds.	at Pitt, 2013
125 Yds.	at Virginia Tech, 2012
125 Yds.	at NC State, 2014
123 Yds.	vs. Georgia Tech, 2014 (ACC Champ)
108 Yds.	Maryland, 2013
108 Yds.	Notre Dame, 2014
107 Yds.	at Syracuse, 2014
106 Yds.	Boston College, 2014

Peter Warrick (15):

249 Yds.	at Clemson, 1997
190 Yds.	at Miami, 1998
163 Yds.	vs. Virginia Tech, 1999 ('00 Sugar)
142 Yds.	Georgia Tech, 1999
134 Yds.	Maryland, 1999
134 Yds.	at Duke, 1997
130 Yds.	at NC State, 1998
125 Yds.	North Carolina, 1998
123 Yds.	Virginia, 1998
121 Yds.	at Clemson, 1999
121 Yds.	Louisiana Tech, 1999
119 Yds.	Florida, 1998
112 Yds.	USC, 1998
106 Yds.	vs. Texas A&M, 1998
103 Yds.	at North Carolina, 1999

E.G. Green (12):

184 Yds.	NC State, 1997
176 Yds.	vs. Ohio State, 1997 ('98 Sugar)
169 Yds.	at Virginia, 1995
166 Yds.	Georgia Tech, 1997
166 Yds.	Maryland, 1995
156 Yds.	Clemson, 1996
151 Yds.	at Virginia, 1997
126 Yds.	vs. Wake Forest, 1996
122 Yds.	NC State, 1995
120 Yds.	Wake Forest, 1997
118 Yds.	Maryland, 1997
103 Yds.	vs. Duke, 1995

Barry Smith (11):

165 Yds.	Mississippi State, 1972
158 Yds.	Florida, 1972
153 Yds.	at Kansas, 1972
152 Yds.	Kansas, 1971
146 Yds.	Virginia Tech, 1972
143 Yds.	vs. Arizona State, 1971 (Fiesta)
127 Yds.	Houston, 1972
125 Yds.	Tulsa, 1971
108 Yds.	at Pitt, 1972
108 Yds.	at Miami, 1972
104 Yds.	at South Carolina, 1972

Jessie Hester (9):

154 Yds.	at South Carolina, 1984
143 Yds.	Auburn, 1984
138 Yds.	East Carolina, 1982
126 Yds.	at Tulane, 1983
117 Yds.	Chattanooga, 1984
116 Yds.	at Miami, 1984
104 Yds.	at Arizona State, 1984
103 Yds.	Auburn, 1984
101 Yds.	at South Carolina, 1982

Lawrence Dawsey (9):

172 Yds.	Florida, 1990
160 Yds.	at Miami, 1990
141 Yds.	Cincinnati, 1990
137 Yds.	Virginia Tech, 1990
133 Yds.	vs. Memphis State, 1990
109 Yds.	Southern Miss, 1988
107 Yds.	vs. Penn State, 1990 (Blockbuster)
107 Yds.	Tulane, 1989
106 Yds.	Clemson, 1989

Greg Carr (8):

140 Yds.	NC State, 2007
129 Yds.	Wake Forest, 2005
108 Yds.	at Wake Forest, 2007
107 Yds.	vs. Alabama, 2007
107 Yds.	Rice, 2006
104 Yds.	The Citadel, 2005
100 Yds.	Virginia Tech, 2008
100 Yds.	at Duke, 2006

Fred Biletnikoff (7):

192 Yds.	vs. Oklahoma, 1964 ('65 Gator)
182 Yds.	at Virginia Tech, 1964
170 Yds.	Southern Miss, 1964
165 Yds.	at Miami, 1964
114 Yds.	at Georgia, 1964
104 Yds.	Kentucky, 1964
100 Yds.	NC State, 1964

Rhett Dawson (7):

161 Yds.	at Virginia Tech, 1971
151 Yds.	Clemson, 1970
140 Yds.	South Carolina, 1971
131 Yds.	Virginia Tech, 1970
108 Yds.	vs. Arizona State, 1971 (Fiesta)
105 Yds.	at Memphis State, 1970
103 Yds.	Pitt, 1971

Andre Cooper (7):

182 Yds.	Maryland, 1995
155 Yds.	vs. Duke, 1995
116 Yds.	at Virginia, 1995
114 Yds.	NC State, 1995
105 Yds.	at Wake Forest, 1994
103 Yds.	Georgia Tech, 1995
102 Yds.	Virginia, 1996

Snoop Minnis (7):

187 Yds.	Florida, 2000
163 Yds.	Clemson, 2000
145 Yds.	at Miami, 2000
137 Yds.	vs. BYU, 2000
132 Yds.	North Carolina, 2000
131 Yds.	Virginia, 2000
122 Yds.	at Wake Forest, 2000

Javon Walker (7):

195 Yds.	vs. Virginia Tech, 2001 ('02 Gator)
162 Yds.	at Clemson, 2001
124 Yds.	at Virginia, 2001
121 Yds.	NC State, 2001
111 Yds.	Wake Forest, 2001
109 Yds.	Clemson, 2000
104 Yds.	UAB, 2001

Jackie Flowers (6):

174 Yds.	at LSU, 1979
165 Yds.	Houston, 1978
134 Yds.	Cincinnati, 1978
117 Yds.	Memphis State, 1979
116 Yds.	at Mississippi State, 1978
100 Yds.	at Virginia Tech, 1979

Kez McCorvey (6):

207 Yds.	Duke, 1994
138 Yds.	at Notre Dame, 1993
127 Yds.	Florida, 1994
122 Yds.	at Maryland, 1993
107 Yds.	Virginia, 1994
107 Yds.	vs. Kansas, 1993

Anquan Boldin (6):

175 Yds.	Notre Dame, 2002
110 Yds.	Duke, 2002
108 Yds.	Miami, 2001
104 Yds.	North Carolina, 2002
101 Yds.	Florida, 2002
100 Yds.	Georgia Tech, 2001

Tamorrion Terry (6):

165 Yds.	vs. Arizona State, 2019 (Sun)
156 Yds.	at Boston College, 2019
146 Yds.	at Notre Dame, 2020
142 Yds.	at NC State, 2018
131 Yds.	at Florida, 2019
112 Yds.	Boston College, 2018

TOTAL OFFENSE RECORDS

INDIVIDUAL RECORDS

Single-Game Total Offense

			Year	Yards
1.	Chris Weinke	Duke	2000	527
2.	Chris Weinke	Clemson	2000	509
3.	Charlie Ward	Maryland	1992	506
4.	Chris Weinke	at Miami	2000	496
5.	Bill Cappleman	Memphis State	1969	490
6.	EJ Manuel	Clemson	2012	482
7.	Deondre Francois	vs. Ole Miss	2016	478
8.	Charlie Ward	at Florida	1993	475
9.	Jordan Travis	vs. Oklahoma (Cheez-It)	2022	468
10.	Peter Tom Willis	Memphis State	1989	452
11.	Jameis Winston	at Clemson	2013	446
12.	Danny Kanell	at Virginia	1995	444
	EJ Manuel	Boston College	2012	444
14.	Chris Weinke	at Georgia Tech	2000	441
15.	Thad Busby	NC State	1997	433
16.	Bill Cappleman	at South Carolina	1968	431
17.	Danny Kanell	Florida	1994	427
18.	Jameis Winston	Maryland	2013	417
19.	Chris Rix	Clemson	2001	416
20.	Peter Tom Willis	Nebraska ('90 Fiesta)	1989	414

Season Total Offense

		Plays	Yards
1.	Jameis Winston, 2013	472	4276
2.	Chris Weinke, 2000	461	4070
3.	Jameis Winston, 2014	524	3972
4.	EJ Manuel, 2012	490	3702
5.	Jordan Travis, 2022	435	3631
6.	Deondre Francois, 2016	508	3548
7.	Charlie Ward, 1993	445	3371
8.	Tommy Castellanos, 2025	446	3317
9.	Thad Busby, 1997	447	3301
10.	Chris Rix, 2003	466	3237
11.	Drew Weatherford, 2005	536	3180
12.	Charlie Ward, 1992	465	3151
13.	Chris Rix, 2001	385	3123
14.	Peter Tom Willis, 1989	377	3004
15.	Chris Weinke, 1999	408	2994
16.	Jordan Travis, 2023	397	2932
17.	Danny Kanell, 1995	421	2916
18.	Christian Ponder, 2009	402	2896
19.	EJ Manuel, 2011	421	2817
20.	Gary Huff, 1972	429	2770

Career Total Offense

		Plays	Yards
1.	Jordan Travis (2019-23)	1422	10554
2.	Chris Weinke (1997-2000)	1217	9473
3.	Chris Rix (2001-04)	1348	9213
4.	EJ Manuel (2009-12)	1195	8563
5.	Jameis Winston (2013-14)	996	8248
6.	Christian Ponder (2007-10)	1261	7705
7.	Drew Weatherford (2005-08)	1320	7604
8.	Charlie Ward (1989-93)	931	6636
9.	Deondre Francois (2016-18)	1024	6496
10.	Danny Kanell (1992-95)	906	6176
11.	Gary Huff (1970-72)	918	6086
12.	Thad Busby (1994-97)	845	5883
13.	James Blackman (2017-20)	878	5417
14.	Casey Weldon (1988-91)	617	4643
15.	Bill Cappleman (1967-69)	777	4499
16.	Dalvin Cook (2014-16)	687	4464
17.	Peter Tom Willis (1986-89)	546	4107
18.	Warrick Dunn (1993-96)	582	4057
19.	Jimmy Jordan (1976-79)	679	3793
20.	Greg Allen (1981-84)	625	3769

Career Total Touchdowns

		TDs
1.	Jordan Travis (2019-23)	97
2.	Chris Weinke (1997-2000)	81
3.	Chris Rix (2001-04)	75
4.	Jameis Winston (2013-14)	72
5.	Christian Ponder (2007-10)	59
	Charlie Ward (1989-93)	59
7.	Danny Kanell (1992-95)	58
	EJ Manuel (2009-12)	58
9.	Gary Huff (1970-72)	54
10.	Thad Busby (1994-97)	51
11.	Warrick Dunn (1993-96)	49
12.	Dalvin Cook (2014-16)	48
13.	Drew Weatherford (2005-08)	46
	Greg Allen (1981-84)	46
15.	Deondre Francois (2016-18)	44
	James Blackman (2017-20)	44
17.	Casey Weldon (1988-91)	43
18.	Bill Cappleman (1967-69)	40
	Jimmy Jordan (1976-79)	40
	Peter Warrick (1996-99)	40

Year-By-Year Total Offense

Year	Name	Plays	Yards	TD
1955	Len Swantic	116	595	6
1956	Lee Corso	147	725	8
1957	Bobby Renn	148	680	6
1958	Fred Pickard	122	602	4
1959	Joe Majors	227	1141	10
1960	Ed Trancygier	152	695	9
1961	Eddie Feely	181	722	7
1962	Eddie Feely	165	982	7
1963	Steve Tensi	169	852	9
1964	Steve Tensi	215	1635	15
1965	Ed Pritchett	325	1455	7
1966	Gary Pajcic	290	1735	9
1967	Kim Hammond	297	2074	17
1968	Bill Cappleman	349	2342	26
1969	Bill Cappleman	417	2135	14
1970	Tommy Warren	259	1713	12
1971	Gary Huff	386	2653	24
1972	Gary Huff	429	2770	26
1973	Billy Sexton	168	765	4
1974	Ron Coppess	215	909	3
1975	Clyde Walker	241	1424	11
1976	Jimmy Black	308	1836	11
1977	Wally Woodham	195	1263	13
1978	Jimmy Jordan	224	1330	15
1979	Jimmy Jordan	202	1107	13
1980	Rick Stockstill	272	1282	17
1981	Rick Stockstill	292	1247	11
1982	Kelly Lowrey	253	1670	15
1983	Kelly Lowrey	279	1686	20
1984	Eric Thomas	239	1277	14
1985	Chip Ferguson	161	976	13
1986	Danny McManus	126	903	9
1987	Danny McManus	276	1950	15
1988	Chip Ferguson	212	1706	16
1989	Peter Tom Willis	377	3004	22
1990	Casey Weldon	211	1621	12
1991	Casey Weldon	351	2497	22
1992	Charlie Ward	465	3151	28
1993	Charlie Ward	445	3371	31
1994	Danny Kanell	407	2654	18
1995	Danny Kanell	421	2916	32
1996	Thad Busby	296	1830	17
1997	Thad Busby	447	3301	27
1998	Chris Weinke	333	2319	19
1999	Chris Weinke	408	2994	25
2000	Chris Weinke	461	4070	34
2001	Chris Rix	385	3123	27
2002	Chris Rix	311	1973	16
2003	Chris Rix	466	3224	28
2004	Wyatt Sexton	243	1567	8
2005	Drew Weatherford	536	3180	21
2006	Drew Weatherford	375	2140	13
2007	Drew Weatherford	380	2049	12
2008	Christian Ponder	296	2429	18
2009	Christian Ponder	402	2896	16
2010	Christian Ponder	399	2224	24
2011	EJ Manuel	421	2817	22
2012	EJ Manuel	490	3702	27
2013	Jameis Winston	472	4276	44
2014	Jameis Winston	524	3972	28
2015	Everett Golson	266	1743	11
2016	Deondre Francois	508	3548	25
2017	James Blackman	362	2198	19
2018	Deondre Francois	474	2747	18
2019	James Blackman	360	2380	18
2020	Jordan Travis	228	1615	13
2021	Jordan Travis	328	2069	22
2022	Jordan Travis	435	3631	32
2023	Jordan Travis	397	2932	27
2024	DJ Uiagalelei	193	1065	4
2025	Tommy Castellanos	446	3317	18

Longest TD Plays

1.	100 yards	Bill Moremen/T.K. Wetherell at Kentucky, 1965 (lateral on KO return)
	100 yards	Leon Bright vs. Virginia Tech, 1974 (KO return)
	100 yards	Deion Sanders vs. Tulsa, 1985 (INT return)
	100 yards	Keith Ross/Dexter Carter at Miami, 1986 (lateral on KO return)
	100 yards	Kermit Whitfield vs. Auburn, 2013 ('14 BCS Champ.) (KO return)
6.	99 yards	Ted Hewitt at Stetson, 1948 (INT return)
	99 yards	Fred Biletnikoff at Miami, 1963 (INT return)
	99 yards	Deuce Spann vs. Duke, 2023 (KO return)
9.	98 yards	Chris Weinke to Snoop Minnis vs. Clemson, 2000 (pass)
	98 yards	Christian Ponder to Rod Owens at North Carolina, 2009 (pass)
11.	97 yards	Larry Key vs. Virginia Tech, 1976 (rush)
	97 yards	Billy Allen at LSU, 1981 (KO return)
	97 yards	Leon Washington vs. Clemson, 2002 (KO return)
	97 yards	Kermit Whitfield at Wake Forest, 2013 (KO return)
15.	96 yards	Tamarick Vanover vs. Wake Forest, 1992 (KO return)
	96 yards	Jimmy Jordan to Kurt Unglaub vs. Virginia Tech, 1976 (pass)
	96 yards	David Snell vs. Virginia Tech, 1970 (KO return)
18.	**95 yards**	**Samuel Singleton Jr. at Duke, 2024 (KO return)**
	95 yards	Sammie Smith vs. Furman, 1987 (rush)
	95 yards	Billy Allen vs. West Virginia (Gator), 1982 (KO return)
	95 yards	Greg Allen vs. Western Carolina, 1981 (KO return)
	95 yards	Jimmy Black to Rudy Thomas vs. Southern Miss, 1976 (pass)

Most Plays

Game:	67, Danny Kanell at Virginia, Nov. 2, 1995
Season:	536, Drew Weatherford, 2005
Career:	1,422, Jordan Travis, 2019-23

Most Yards Gained

Game:	527, Chris Weinke vs. Duke, Oct. 14, 2000
Season:	4,276, Jameis Winston, 2013
Career:	10,554, Jordan Travis, 2019-23

Most TDs Responsible For

Game:	6, Gary Huff vs. South Carolina, Oct. 23, 1971; Peter Tom Willis vs. Memphis State, Nov. 18, 1989; Chris Weinke vs. Maryland, Nov. 13, 1999
Season:	44, Jameis Winston, 2013
Career:	97, Jordan Travis, 2019-23

TEAM RECORDS

Single-Game

Most Plays	100	East Carolina	9/20/80
Most Plays, Both Teams	174	Wake Forest	10/20/18
Most Yards Gained	858	Maryland	11/7/92
Most Yards, Both Teams	1,294	Maryland	11/7/92
Most Touchdowns	11	North Carolina St.	9/16/95
	11	Idaho	11/23/13
	11	East Texas A&M	9/6/25

Single-Season

Most Yards Per Game	551.5 (6,067-11)	1995
Highest Average Per Play	7.7	2013
Most Yards	7,267	2013
Most Touchdowns	94	2013

First Downs

Most First Downs	40	Maryland	11/7/92
Most First Downs, Both Teams	67	Maryland	11/7/92
Most Rushing First Downs	27	Kent State	9/20/25
Most Rushing First Downs, Both Teams	32	at Auburn	10/23/76
	32	Memphis State	11/18/89
	32	The Citadel	9/6/14
	32	at USF	9/24/16
Most Passing First Downs	23	Wake Forest	11/15/97
	23	Memphis State	11/18/89
Most Passing First Downs, Both Teams	39	Maryland	11/18/95
Most Penalty First Downs	5	Miami	10/28/89
	5	at Florida	12/2/89
	5	Boston College	10/13/12
	5	at Virginia	9/14/19
	5	Miami	11/13/21
Most Penalty First Downs, Both Teams	13	Miami	10/28/89

SEASON RECORDS

Most Points

1.	723 in 2013
2.	550 in 2012
3.	532 in 1995
4.	518 in 1993
5.	509 in 2000
6.	484 in 2023
7.	472 in 2014
8.	469 in 2022
9.	456 in 2016
10.	450 in 1987

Total Plays

1.	981 in 2002
2.	967 in 2014
3.	947 in 2013
4.	941 in 2012
5.	939 in 1993
	939 in 2016
7.	924 in 2000
8.	909 in 2019
9.	907 in 2003
10.	904 in 222

Total Offense

1.	7,267 in 2013
2.	6,591 in 2012
3.	6,588 in 2000
4.	6,576 in 1993
5.	6,295 in 2022
6.	6,179 in 2014
7.	6,067 in 1995
8.	6,063 in 2016
9.	5,665 in 2025
10.	5,622 in 2023

Total Offense Per Game

1.	551.5 in 1995
2.	549.0 in 2000
3.	548.0 in 1993
4.	519.1 in 2013
5.	487.4 in 1987
6.	484.2 in 2022
7.	483.1 in 1994
8.	472.1 in 2025
9.	470.8 in 2012
10.	466.4 in 2016

Most First Downs

1.	373 in 2013
2.	350 in 1993
3.	322 in 2012
	322 in 2014
5.	321 in 2016
6.	315 in 2022
7.	310 in 2000
8.	299 in 2002
9.	291 in 2025
10.	290 in 1995

First Downs Penalty

1.	33 in 2021
2.	30 in 1997
	30 in 2000
4.	29 in 2003
	29 in 2016
6.	27 in 2023
7.	26 in 1989
	26 in 2002
	26 in 2022
10.	25 in 2019

First Downs Passing

1.	194 in 2013
2.	187 in 2014
3.	184 in 1993
4.	180 in 2000
5.	164 in 1995
6.	163 in 2012
7.	157 in 1989
8.	156 in 2005
9.	151 in 1997
	151 in 2023

DEFENSE RECORDS

INDIVIDUAL RECORDS

TACKLES

Most Tackles

Game:	29, Dale McCullers vs. Texas A&M, Oct. 5, 1968
Season:	181, Aaron Carter, 1977
Career:	512, Aaron Carter, 1974-77

Single-Game Tackles

			Year	Tackles
1.	Dale McCullers	Texas A&M	1968	29
2.	Dale McCullers	Florida	1968	26
3.	Roy Bickford	Mississippi Southern	1961	22
	Hamsah Nasirildeen	at Boston College	2019	22
5.	Dale McCullers	Texas Tech	1967	21
	Chuck Elliott	at South Carolina	1968	21
	Jimmy Heggins	Kansas State	1976	21
	Jimmy Heggins	at Auburn	1976	21
9.	Bert Cooper	at Alabama	1974	20
	Henry Taylor	at South Carolina	1984	20
	Paul McGowan	Furman	1987	20
	Marvin Jones	Virginia Tech	1990	20

Season Tackles

		Solo	Ast	Total
1.	Aaron Carter, 1977	82	99	181
2.	Dale McCullers, 1967	108	72	180
3.	Reggie Herring, 1980	92	78	170
4.	Dale McCullers, 1968	102	61	163
5.	Henry Taylor, 1984	80	79	159
6.	Jimmy Heggins, 1977	67	90	157
7.	Paul McGowan, 1987	97	53	150
8.	Tommy Young, 1982	77	72	149
9.	Ken Roe, 1983	82	64	146
10.	Aaron Carter, 1975	68	77	145
	Ken Roe, 1982	74	71	145
	Kirk Carruthers, 1989	77	68	145
13.	Reggie Herring, 1979	70	74	144
14.	Reggie Herring, 1978	70	67	137
15.	Paul McGowan, 1985	80	56	136
16.	Bill Lohse, 1970	81	54	135
	Aaron Carter, 1976	76	59	135
18.	Marvin Jones, 1990	73	60	133
19.	Robert McEachern, 1970	64	68	132
	Ron Hester, 1981	75	57	132

Career Tackles

1.	Aaron Carter (1974-77)	512
2.	Reggie Herring (1977-80)	452
3.	Paul McGowan (1984-87)	446
4.	Kirk Carruthers (1988-91)	435
5.	Ron Simmons (1977-80)	383
6.	Ken Roe (1980-83)	379
7.	Marvin Jones (1990-92)	369
8.	Daryl Bush (1994-97)	361
9.	Kendyll Pope (2000-03)	352
10.	Henry Taylor (1981-84)	344
11.	Dale McCullers (1966-68)	343
12.	Paul Piurowski (1977-80)	340
	Michael Boulware (2000-03)	340
14.	Bradley Jennings (1998-2001)	339
15.	Sam Cowart (1993-97)	338
16.	Fred Jones (1983-86)	326
17.	Nigel Bradham (2008-11)	306
18.	Scott Warren (1976-79)	300
19.	Tommy Polley (1996-2000)	289
20.	Jimmy Heggins (1974-77)	288

Most Quarterback Sacks (Since 1977)

Game:	5, Ron Simmons vs. North Texas State, Oct. 29, 1977
	5, Willie Jones vs. Florida, Nov. 25, 1978
Season:	19, Peter Boulware, 1996
Career:	35.5, Reinard Wilson, 1993-96

Season Quarterback Sacks

1.	Peter Boulware, 1996	19.0
2.	Andre Wadsworth, 1997	16.0
	DeMarcus Walker, 2016	16.0
4.	Reinard Wilson, 1996	13.5
	Everette Brown, 2008	13.5
	Brandon Jenkins, 2010	13.5
7.	Alonzo Jackson, 2002	13.0
	Bjoern Werner, 2012	13.0
9.	Ron Simmons, 1977	12.0
	Jamal Reynolds, 2000	12.0
	Jermaine Johnson II, 2021	12.0
12.	Carl Simpson, 1991	11.0
	Reinard Wilson, 1994	11.0
	Cornellius Carradine, 2012	11.0
15.	Anthony Moss, 1990	10.5
	DeMarcus Walker, 2015	10.5
17.	Willie Jones, 1978	10.0
	Peter Boulware, 1995	10.0
	Greg Spires, 1997	10.0
	Brian Burns, 2018	10.0

Career Quarterback Sacks

1.	Reinard Wilson (1993-96)	35.5
2.	Peter Boulware (1994-96)	34
3.	DeMarcus Walker (2013-16)	28.5
4.	Ron Simmons (1977-80)	25
5.	Brian Burns (2016-18)	24
6.	Jamal Reynolds (1997-2000)	23.5
	Bjoern Werner (2010-12)	23.5
8.	Andre Wadsworth (1994-97)	23
	Alonzo Jackson (1999-2002)	23
	Everette Brown (2006-08)	23
11.	Brandon Jenkins (2009-12)	22.5

Most Tackles For Loss

Game:	6, Dale McCullers at Memphis State, Nov. 4, 1967
Season:	25, Brodrick Bunkley, 2005
Career:	65, Darnell Dockett, 2000-03

Season Tackles For Loss

1.	Brodrick Bunkley, 2005	25.0
2.	Darnell Dockett, 2001	22.0
3.	Everette Brown, 2008	21.5
	Brandon Jenkins, 2010	21.5
	DeMarcus Walker, 2016	21.5
6.	Corey Simon, 1999	21.0
7.	Andre Wadsworth, 1997	19.0
	Darnell Dockett, 2000	19.0
	David Warren, 2000	19.0
10.	Alonzo Jackson, 2002	18.5
11.	Travis Johnson, 2004	18.0
	Lawrence Timmons, 2006	18.0
	Bjoern Werner, 2012	18.0
	Jermaine Johnson II, 2021	18.0
15.	Geno Hayes, 2007	17.5
16.	Ron Simmons, 1979	17.0
	Darnell Dockett, 2003	17.0
	Jared Verse, 2022	17.0
19.	Corey Simon, 1998	16.0
20.	DeMarcus Walker, 2015	15.5
	Brian Burns, 2018	15.5

Career Tackles For Loss

1.	Darnell Dockett (2000-03)	65.0
2.	Everette Brown (2006-08)	46.5
3.	DeMarcus Walker (2013-16)	45.0
4.	Ron Simmons (1977-80)	44.0
	Corey Simon (1996-99)	44.0
6.	Travis Johnson (2001-04)	42.5
7.	Kevin Emanuel (2000-03)	41.0
8.	Brian Burns (2016-18)	39.5
9.	Brandon Jenkins (2009-11)	37.5
10.	Brodrick Bunkley (2002-05)	37.0
11.	Bjoern Werner (2010-12)	35.0
12.	Jamal Reynolds (1997-2000)	33.0
13.	Alonzo Jackson (1999-2002)	32.5
	Dekoda Watson (2006-09)	32.5
15.	Paul McGowan (1984-87)	32.0
	Jerry Johnson (1996-99)	32.0
	Jeff Womble (2000-03)	32.0
18.	Patrick Payton (2021-24)	31.5
19.	Eric Moore (2001-04)	30.5
20.	Geno Hayes (2005-07)	29.5
	Jared Verse (2022-23)	29.5

FUMBLES

Caused Fumbles

Game:	2, Several Players, latest Hamsah Nasirildeen vs. Boise State, 2019
Season:	13, Ron Simmons, 1977
Career:	17, Ron Simmons, 1977-80

Fumble Recoveries

Game:	3, Ron Wallace vs. Wichita State, Sept. 20, 1969
	3, Tom White vs. Wichita State, Sept. 20, 1969
Season:	6, Ron Wallace, 1969
Career:	8, Ron Wallace, 1968-70
	8, Willie Jones, 1975-78
	8, Ron Simmons, 1977-80

Single Game Total Defense

Fewest Plays	33	Savannah State	9/8/12
Fewest Yards	23	The Citadel	9/15/62
Most Yards	673	vs. Georgia (Orange)	12/30/23

TEAM RECORDS

TAKEAWAYS

Most Takeaways

(2 int.-10 fumbles)	12	Wichita St	9/20/69

Fumbles

Most Fumbles Caused	17	Wichita St	9/20/69
Most Fumbles Recovered	10	Wichita St	9/20/69

Rushing Defense

Fewest Rushes	14	at Miami	10/4/08
Fewest Yards	(-33)	at Florida	11/27/93
	(-33)	Miami	10/4/97
Most Yards	472	at Nebraska	9/19/81

Passing Defense

Fewest Passes Attempted	4	at Memphis State	11/4/67
	4	at Georgia Tech	10/4/75
	4	at Virginia Tech	10/11/75
	4	at Georgia Tech	11/1/08
Fewest Passes Completed	0	William & Mary	10/22/60
Lowest Pct Comp (min. 10 atts)	13.3 (2-15)	Savannah St.	9/8/12
Fewest Yards Passing	0	William & Mary	10/22/60
Most Yards Passing	532	at Arizona State	11/3/84
Most Passes Intercepted	6	at Louisville	11/2/91
	6	at Wake Forest	11/9/13
Most Yards on Interceptions	134	Tulsa	10/19/85
Most TDs on Interceptions	2	Tulsa	10/19/85
	2	Louisiana Tech	10/22/88
	2	at Michigan	10/28/91

First Downs Allowed

Fewest First Downs	2	The Citadel	9/15/62
Fewest Rushing First Downs	0	Louisville	9/13/80
	0	at Florida	11/27/93
Fewest Passing First Downs	0	seven times last East Carolina	9/20/80



Quarterback Sacks in a Season, 1996
Peter Boulware

DEFENSE RECORDS

SINGLE SEASON

Total Defense

Fewest Yards	1,811	1964
Fewest Yards Per Game	181.1	1964 (10-1,811)
Lowest Average Per Play	3.3	1964 (544-1,811)
Fewest Touchdowns	8	1980

Scoring Defense

Fewest Points	66	1964
Fewest Points Per Game	6.6	1964 (10-66)

First Downs

Fewest First Downs	90	1962
Fewest Rushing First Downs	38	1997
Fewest Passing First Downs	28	1958
Fewest Penalty First Downs	2	1957

Blocked Kicks

Most Blocked Kicks	9	1982 and 1984
Most Blocked Punts	8	1984
Most Blocked Field Goals	4	1970, 2002 and 2024
Most TDs off Blocked Kicks	6	1984
Most TDs off Blocked Punts	5	1984
Most TDs off Blocked Field Goals	1	several times, last 2023

Fumbles

Most Fumbles Caused	45	1979
Most Fumbles Recovered	26	1957

Rushing

Fewest Yards	571	1997
Fewest Yards Per Game	51.9	1997 (11-571)
Lowest Average Per Play	1.5	1997 (379-571)
Fewest Touchdowns	2	1980

Passing

Fewest Yards	675	1958
Fewest Yards Per Game	63.5	1975 (11-698)
Fewest Yards Per Attempt	4.7	1962 (148-693)
Fewest Yards Per Completion	9.9	2013 (222-2,193)
	9.9	2015 (252-2,491)
Lowest Completion Pct.	34.1	1979 (91-267)
Fewest Touchdowns	2	1956
	2	1958
	2	1963
	2	1964
Most Interceptions	26	2013
Most Yards on Interceptions	529	2013
Most TDs on Interceptions	6	1988

TEAM RECORDS

SINGLE-GAME

First Downs

Most First Downs	40	Maryland	11/7/92
Both Teams	67	Maryland	11/7/92

Rushing First Downs

Most Rushing First Downs	27	Kent State	9/20/25
Both Teams	32	at Auburn	10/23/76
	32	Memphis State	11/18/89
	32	The Citadel	9/6/14

Passing First Downs

Most Passing First Downs	23	Memphis State	11/18/89
	23	Wake Forest	11/15/97
Both Teams	39	Maryland	11/18/95

Penalty First Downs

Most Penalty First Downs	5	Miami	10/28/89
	5	at Florida	12/2/89
	5	Boston College	10/13/12
	5	at Virginia	9/14/19
	5	Miami	11/13/21
Both Teams	13	Miami	10/28/89

INTERCEPTION RECORDS

INDIVIDUAL RECORDS

Most Passes Intercepted

Game:	4, Mario Edwards at Wake Forest, Nov. 14, 1998
Consecutive Games:	5, Terrell Buckley, 1991
	5, Patrick Robinson, 2007
Season:	12, Terrell Buckley, 1991
Career:	21, Terrell Buckley, 1989-91

Most Yards On Interception Returns

Game:	109, LeRoy Butler at Syracuse, Oct. 7, 1989
Season:	238, Terrell Buckley, 1991
Career:	501, Terrell Buckley, 1989-91

Most TDs On Interception Returns

Game:	1	Several Players, last Jarrian Jones vs. Southern Miss, 2023
Season:	2	Deion Sanders, 1988
	2	Terrell Buckley, 1990
	2	Terrell Buckley, 1991
	2	Derrick Brooks, 1993
	2	Telvin Smith, 2013
Career:	4	Deion Sanders, 1985-88
	4	Terrell Buckley, 1989-91

Longest Interception Return

Game:	100, Deion Sanders vs. Tulsa, Oct. 19, 1985

Season Interceptions

1.	Terrell Buckley, 1991	12
2.	Curt Campbell, 1951	8
	Monk Bonasorte, 1979	8
	Tarvarus McFadden, 2016	8
5.	LeRoy Butler, 1989	7
	Corey Sawyer, 1992	7
	Samari Rolle, 1997	7
8.	Ted Hewitt, 1949	6
	Tommy Brown, 1952	6
	Tom Feamster, 1954	6
	Lee Corso, 1954	6
	Bud Whitehead, 1959	6
	Winfred Bailey, 1964	6
	J.T. Thomas, 1970	6
	Bobby Butler, 1979	6
	Larry Harris, 1982	6
	Terrell Buckley, 1990	6
	Corey Sawyer, 1993	6
	Mario Edwards, 1998	6
	Tay Cody, 2000	6
	Patrick Robinson, 2007	6

Career Interceptions

1.	Terrell Buckley (1989-91)	21
2.	Monk Bonasorte (1977-80)	15
3.	Lee Corso (1953-56)	14
	Deion Sanders (1985-88)	14
5.	Corey Sawyer (1991-93)	13
6.	Curt Campbell (1950-52)	12
	Keith Jones (1978-80)	12
	Brian McCrary (1981-84)	12
	Samari Rolle (1994-97)	12
	Tay Cody (1997-2000)	12
11.	Ted Hewitt (1948-50)	11
	Walt Sumner (1966-68)	11
	Bobby Butler (1977-80)	11
	Eric Williams (1984-87)	11
15.	J.T. Thomas (1970-72)	10
	Bobby Jackson (1974-77)	10
	Dedrick Dodge (1985-89)	10
	Pat Watkins (2002-05)	10
19.	Ralph Chaudron (1947-49)	9
	Tommy Brown (1950-52)	9
	Bud Whitehead (1958-60)	9
	John Crowe (1966-68)	9
	Harvey Clayton (1979-82)	9
	Larry Harris (1980-83)	9
	Stan Shiver (1984-88)	9
	LeRoy Butler (1986-89)	9
	Leon Fowler (1988-92)	9
	Chris Hope (1998-01)	9
	Tony Carter (2005-08)	9

Longest Interception Returns

1.	100 yards	Deion Sanders vs. Tulsa, 1985 (TD)
2.	99 yards	Ted Hewitt vs. Stetson, 1948 (TD)
	99 yards	Fred Biletnikoff at Miami, 1963 (TD)
4.	96 yards	Nick Moody at Maryland, 2010 (TD)
5.	94 yards	Leon Fowler vs. Duke, 1992 (TD)
	94 yards	Terrance Smith vs. Florida, 2014 (TD)
7.	90 yards	Leroy Smith at Notre Dame, 2003
8.	89 yards	Mike Harris at Florida, 2011
9.	87 yards	LeRoy Butler at Syracuse, 1989 (TD)
10.	86 yards	Tom Hillabrand at Auburn, 1960 (TD)
	86 yards	Tony Carter vs. UCLA (Emerald), 2006 (TD)
12.	85 yards	John Griner at Tampa, 1953 (TD)
13.	83 yards	Terrell Buckley vs. Cincinnati, 1990 (TD)
14.	82 yards	Stanford Samuels at Georgia Tech, 2002 (TD)
15.	81 yards	Bud Whitehead vs. Wake Forest, 1959 (TD)
16.	80 yards	Abdual Howard at Virginia, 2001
	80 yards	Hamsah Nasirildeen vs. Alabama State, 2019 (TD)
18.	79 yards	Telvin Smith vs. Idaho, 2013 (TD)
19.	78 yards	E.J. Levenberry vs. Idaho, 2013 (TD)
20.	74 yards	Dale McCullers at Houston, 1967

TEAM RECORDS

Most Interceptions

1.	26 in 2013
2.	25 in 1968
	25 in 1991
4.	24 in 1949
	24 in 1982
6.	23 in 1979
	23 in 1989
8.	22 in 1972
	22 in 1985
	22 in 1997
	22 in 1999

Longest Interception Return
Deion Sanders vs. Tulsa, 1985

SCORING RECORDS

INDIVIDUAL RECORDS

Season Scoring

	Name, Year	TD	PAT	FG	PTS
1.	Roberto Aguayo, 2013	0	94-94	21-22	157
2	Dustin Hopkins, 2012	0	65-66	25-30	140
3.	Roberto Aguayo, 2014	0	55-55	27-30	136
4.	Greg Allen, 1982	21	0-0	0-0	126
5.	Sebastian Janikowski, 1998	0	42-43	27-32	123
6.	Dalvin Cook, 2015	20	0-0	0-0	120
	Dalvin Cook, 2016	20	0-0	0-0	120
8.	Dustin Hopkins, 2010	0	53-53	22-28	119
9.	Derek Schmidt, 1987	0	47-50	23-31	116
	Sebastian Janikowski, 1999	0	47-47	23-30	116
11.	Ryan Fitzgerald, 2023	0	58-58	19-21	115
12.	Roberto Aguayo, 2015	0	49-49	21-26	112
13.	Dustin Hopkins, 2011	0	44-44	22-27	110
	Cam Akers, 2019	18	1-1	0-0	110
15.	Gary Cismesia, 2007	0	28-29	27-34	109
16.	Ricky Aguayo, 2016	0	51-52	19-26	108
17.	Graham Gano, 2008	0	33-34	24-26	105
18.	Amp Lee, 1990	18	0-0	0-0	108
	Xavier Beitia, 2002	0	51-51	19-28	108
20.	Xavier Beitia, 2003	0	50-51	19-25	107

Career Scoring

	Name, Years	TD	PAT	CV	FG	PTS
1.	Dustin Hopkins (2009-12)	0	202-207	0	88-112	466
2.	Roberto Aguayo (2013-15)	0	198-198	0	69-78	405
3.	Derek Schmidt (1984-87)	0	174-179	0	73-103	393
4.	Xavier Beitia (2001-04)	0	174-179	0	67-92	375
5.	Ryan Fitzgerald (2020-24)	0	178-183	0	58-74	352
6.	Ricky Aguayo (2016-19)	0	164-167	0	55-78	329
7.	Scott Bentley (1993-96)	0	201-218	0	42-61	327
8.	Sebastian Janikowski (1997-99)	0	126-129	0	66-83	324
9.	Gary Cismesia (2004-07)	0	113-116	0	65-83	308
10.	Warrick Dunn (1993-96)	49	0	0	0-0	294
11.	Dalvin Cook (2014-16)	48	0	0	0-0	288
12.	Greg Allen (1981-84)	46	0	1	0-0	278
13.	Dave Cappelen (1976-79)	0	110-119	0	43-71	239
14.	Amp Lee (1989-91)	38	0	0	0-0	228
	Peter Warrick (1996-99)	38	0	0	0-0	228
16.	Richie Andrews (1987-90)	0	143-147	0	26-44	221
17.	Cam Akers (2017-19)	34	0	1	0-0	206
18.	Jordan Travis (2019-23)	32	0	1	0-0	194
19.	Rashad Greene (2011-14)	32	0	0	0-0	192
20.	Travis Minor (1997-2000)	31	0	0	0-0	186
	Devonta Freeman (2011-13)	31	0	0	0-0	186

Year-By-Year Scoring

Year	Name	TD	PAT	CV	FG	PTS
1955	Buck Metts	4	0-0	0	0-0	24
	Len Swantic	4	0-0	0	0-0	24
1956	Bob Nellums	5	1-2	0	0-0	31
1957	Bob Nellums	5	2-3	0	0-0	32
1958	Bobby Renn	7	0-0	1	0-0	44
1959	Fred Pickard	7	0-0	1	0-0	44
1960	Ed Trancygier	3	0-0	0	0-0	18
	Bill Whitehead	3	0-0	0	0-0	18
1961	Eddie Feely	3	0-0	0	0-0	18
1962	Keith Kindermann	5	0-0	0	0-0	30
1963	Larry Brinkley	5	0-0	1	0-0	32
1964	Fred Biletnikoff	11	0-0	1	0-0	68
1965	Gene Roberts	0	10-14	0	7-12	31
1966	Jim Mankins	10	0-0	0	0-0	60
1967	Grant Guthrie	0	26-27	0	9-14	53
1968	Ron Sellers	12	0-0	0	0-0	72
1969	Grant Guthrie	0	15-17	0	11-18	48
1970	Frank Fontes	0	22-24	0	14-27	64
1971	Frank Fontes	0	30-31	0	13-24	69
1972	Barry Smith	14	0-0	1	0-0	86
1973	Ahmet Askin	0	8-9	0	4-9	20
1974	Ahmet Askin	0	14-15	0	4-14	26
1975	Larry Key	6	0-0	0	0-0	36
	Rudy Thomas	6	0-0	0	0-0	36
1976	Dave Cappelen	0	16-20	0	9-17	43
1977	Dave Cappelen	0	27-29	0	13-20	66
1978	Dave Cappelen	0	39-40	0	7-12	60
1979	Dave Cappelen	0	29-30	0	14-22	71
1980	Bill Capece	0	38-38	0	22-30	104
1981	Mike Rendina	0	25-27	0	9-15	52
1982	Greg Allen	21	0-0	0	0-0	126
1983	Greg Allen	13	0-0	1	0-0	80
1984	Derek Schmidt	0	42-42	0	17-24	93
1985	Derek Schmidt	0	44-44	0	18-25	98
1986	Derek Schmidt	0	41-42	0	15-24	86
1987	Derek Schmidt	0	47-50	0	23-31	116
1988	Richie Andrews	0	57-58	0	5-13	72
1989	Richie Andrews	0	34-35	0	8-13	58
1990	Amp Lee	18	0-0	0	0-0	108
1991	Amp Lee	14	0-0	0	0-0	84
1992	Dan Mowrey	0	51-55	0	10-18	81
1993	Scott Bentley	0	56-64	0	13-20	95
1994	Zack Crockett	11	0-0	0	0-0	66
1995	Scott Bentley	0	67-69	0	9-16	94
1996	Scott Bentley	0	52-53	0	16-18	100
1997	Sebastian Janikowski	0	37-39	0	16-21	85
1998	Sebastian Janikowski	0	42-43	0	27-32	123
1999	Sebastian Janikowski	0	47-47	0	23-30	116
2000	Snoop Minnis	11	0-0	0	0-0	66
	Atrews Bell	11	0-0	0	0-0	66
2001	Xavier Beitia	0	44-48	0	13-14	83
2002	Xavier Beitia	0	51-51	0	19-28	108
2003	Xavier Beitia	0	50-51	0	19-25	107
2004	Xavier Beitia	0	29-29	0	16-75	77
2005	Gary Cismesia	0	42-43	0	17-24	93
2006	Gary Cismesia	0	39-40	0	14-20	81
2007	Gary Cismesia	0	28-29	0	27-34	109
2008	Graham Gano	0	33-34	0	26-24	105
2009	Dustin Hopkins	0	40-44	0	19-27	97
2010	Dustin Hopkins	0	53-53	0	22-28	119
2011	Dustin Hopkins	0	44-44	0	22-27	110
2012	Dustin Hopkins	0	65-66	0	25-30	140
2013	Roberto Aguayo	0	94-94	0	21-22	157
2014	Roberto Aguayo	0	55-55	0	27-30	136
2015	Dalvin Cook	20	0-0	0	0-0	120
2016	Dalvin Cook	20	0-0	0	0-0	120
2017	Ricky Aguayo	0	42-43	0	18-21	96
2018	Ricky Aguayo	0	30-31	0	11-17	63
2019	Cam Akers	18	0-0	1	0-0	110
2020	Jordan Travis	7	0-0	0	0-0	42
2021	Ryan Fitzgerald	0	37-40	0	10-13	67
2022	Ryan Fitzgerald	0	57-58	0	12-20	93
2023	Ryan Fitzgerald	0	58-58	0	19-21	115
2024	Ryan Fitzgerald	0	14-14	0	13-13	53
2025	Jake Weinberg	0	46-46	0	12-19	82

Career Points by a Kicker - No. 7 all-time
Dustin Hopkins (2009-12)

Longest Touchdown Plays

1.	100 yards	Bill Moremen/T.K. Wetherell at Kentucky, 1965 (lateral on KO return)
		Leon Bright vs. Virginia Tech, 1974 (KO return)
		Deion Sanders vs. Tulsa, 1985 (INT return)
		Keith Ross/Dexter Carter at Miami, 1986 (lateral on KO return)
		Kermit Whitfield vs. Auburn, 2013 ('14 BCS Champ) (KO return)
6.	99 yards	Ted Hewitt at Stetson, 1948 (INT return)
		Fred Biletnikoff at Miami, 1963 (INT return)
		Deuce Spann vs. Duke, 2023 (KO return)
9.	98 yards	Chris Weinke to Snoop Minnis vs. Clemson, 2000 (pass)
		Christian Ponder to Rod Owens at North Carolina, 2009 (pass)
11.	97 yards	Larry Key vs. Virginia Tech, 1976 (run)
		Billy Allen at LSU, 1981 (KO return)
		Leon Washington vs. Clemson, 2002 (KO return)
		Kermit Whitfield at Wake Forest, 2013 (KO return)
15.	96 yards	David Snell vs. Virginia Tech, 1970 (KO return)
		Jimmy Jordan to Kurt Unglaub vs. Virginia Tech, 1976 (pass)
		Tamarick Vanover vs. Wake Forest, 1992 (KO return)
		Nick Moody at Maryland, 2010 (INT return)
19.	95 yards	J. Black to R. Thomas vs. Southern Miss, 1976 (pass)
		Greg Allen vs. Western Carolina, 1981 (KO return)
		Billy Allen vs. West Virginia (Gator), 1982 (KO return)
		Sammie Smith vs. Furman, 1987 (run)
		Samuel Singleton Jr. at Duke, 2024 (KO return)

Most Points

Game:	30, Ron Sellers vs. Wake Forest, Nov. 23, 1968
Season:	157, Roberto Aguayo, 2013
Career:	466, Dustin Hopkins, 2009-12

Most Touchdowns

Game:	5, Ron Sellers vs. Wake Forest, Nov. 23, 1968
Season:	21, Greg Allen, 1982
Career:	49, Warrick Dunn, 1993-96

TEAM RECORDS

Single-Game

Most Points	80	Idaho	11/23/13
Most Points, Both Teams	97	at North Carolina St.	9/27/14
Greatest Margin of Victory	74	Whiting Field*	10/1/49
	74	East Texas A&M	9/6/25
	71	Delaware State	11/18/17
Greatest Margin of Defeat	60	vs. Georgia (Orange)	12/30/23
Most Touchdowns	11	North Carolina St.	9/16/95
	11	Idaho	11/23/13
	11	Delaware State	11/18/17
	11	East Texas A&M	9/6/25
Most TDs, Both Teams	13	East Carolina	9/3/83
	13	Maryland	11/7/92
	13	North Carolina St.	9/16/95
	13	Idaho	11/23/13
	13	at North Carolina St.	9/27/14

*Service Team

Single-Season

Most Points	723	2013
Most Points Per Game	51.6	2013
Consecutive 50 Point Games	3	1986
	3	2012
	3	2013
Most Touchdowns	94	2013

Points Scored In 2013 - National Record for Kickers
Roberto Aguayo

KICKING RECORDS

INDIVIDUAL RECORDS

Highest Percentage of PAT Made

Season (min. 25 att.): 100.0

(94-94) Roberto Aguayo, 2013	(46-46) Jake Weinberg, 2025
(58-58) Ryan Fitzgerald, 2023	(44-44) Derek Schmidt, 1985
(55-55) Roberto Aguayo, 2014	(44-44) Dustin Hopkins, 2011
(53-53) Dustin Hopkins, 2010	(42-42) Derek Schmidt, 1984
(51-51) Xavier Beitia, 2002	(41-41) Ricky Aguayo, 2019
(49-49) Roberto Aguayo, 2015	(38-38) Bill Capece, 1980
(47-47) Sebastian Janikowski, 1999	(29-29) Xavier Beitia, 2004

Career (min. 10 att.): 100.0 (198-198), Roberto Aguayo, 2013-15

Most Points Kicking

Game:	21, Ricky Aguayo, vs. Ole Miss, Sept. 5, 2016
Season:	157, Roberto Aguayo, 2013
Career:	466, Dustin Hopkins, 2009-12

Most Field Goals Attempted

Game:	8, Frank Fontes vs. Wake Forest, Sept. 26, 1970
Season:	32, Sebastian Janikowski, 1998
Career:	112, Dustin Hopkins, 2009-12

Most Field Goals Made

Game:	6	Ricky Aguayo, vs. Ole Miss, Sept. 5, 2016
	5	Bill Capece vs. Pitt, Oct. 11, 1980
	5	Sebastian Janikowsi at Maryland, Oct. 3, 1998
	5	Sebastian Janikowski vs. NC State, Sept. 18, 1999
	5	Gary Cismesia vs. Duke, Nov. 6, 2004
	5	Gary Cismesia vs. Miami, Oct. 20, 2007
	5	Roberto Aguayo vs. Wake Forest, Oct. 4, 2014
Consecutive:	23	Roberto Aguayo, 2013-14
Season:	27	Sebastian Janikowski, 1998
	27	Gary Cismesia, 2007
	27	Roberto Aguayo, 2014
Career:	88	Dustin Hopkins, 2009-12

Highest Percentage of FGs Made

Season (min. 15 atts.):	95.5 (21-22), Roberto Aguayo, 2013
Career (min. 50 atts.):	88.5 (69-78), Roberto Aguayo, 2013-15

50-Yard Field Goals

Game:	2	Derek Schmidt (51, 51) vs. Memphis State, 1985
	2	Dustin Hopkins (53, 50) vs. Florida, 2012
	2	Ryan Fitzgerald (59, 52) vs. Georgia Tech, 2024
Season:	5	Graham Gano, 2008
	5	Dustin Hopkins, 2012
	5	Ryan Fitzgerald, 2024
Consecutive:	5	Dustin Hopkins, 2012
	5	Ryan Fitzgearld, 2024
Career:	9	Dustin Hopkins, 2009-12

PAT Leaders By Percentage

	Player, Years (Min. 100 attempts)	PAT-A	PCT
1.	Roberto Aguayo, 2013-15	198-198	1.0000
2.	Ricky Aguayo, 2016-19	164-167	.98204
3.	Derek Schmidt, 1984-87	174-178	.97752
4.	Dustin Hopkins 2009-12	202-207	.97585
5.	Gary Cismesia, 2004-07	109-112	.97321
6.	Richie Andrews, 1987-89	143-147	.97278
7.	Ryan Fitzgerald, 2020-24	178-183	.97268
8.	Xavier Bietia, 2001-04	174-179	.97206

Career Field Goal Leaders By Percentage

	Player, Years (Min. 50 attempts)	FGM-A	PCT	LONG
1.	Roberto Aguayo, 2013-15	69-78	.885	53
2.	Sebastian Janikowski, 1997-99	66-83	.795	56
3.	Dustin Hopkins, 2009-12	88-112	.786	56
4.	Ryan Fitzgerald, 2020-24	58-74	.784	59
5.	Gary Cismesia, 2004-07	65-83	.783	60

Season Field Goal Leaders By Percentage

	Player, Years (Min. 1 attempt/gm)	FGM-A	PCT	LONG
1.	Ryan Fitzgerald, 2024	13-13	1.000	59
2.	Roberto Aguayo, 2013	21-22	.955	53
3.	Xavier Beitia, 2001	13-14	.929	42
4.	Graham Gano, 2008	24-26	.923	53
5.	Ryan Fitzgerald, 2023	19-21	.905	48

50+ Yard Field Goals (52)

1.	60 yards	Gary Cismesia at Florida, 2007
2.	59 yards	Ryan Fitzgerald vs. Georgia Tech, 2024
3.	56 yards	Sebastian Janikowski vs. Wake Forest, 1997
		Dustin Hopkins vs. Duke, 2012
		Ryan Fitzgerald vs. North Carolina, 2024
6.	55 yards	Dustin Hopkins vs. Clemson, 2010
7.	54 yards	Derek Schmidt at Miami, 1984
		Sebastian Janikowski at Florida, 1999
		Gary Cismesia vs. Rice, 2006
		Ryan Fitzgerald vs. Memphis, 2024
11.	53 yards	Grant Guthrie at Miami, 1969
		Derek Schmidt at Louisville, 1986
		Derek Schmidt at Florida, 1987
		Sebastian Janikowski vs. Clemson, 1998
		Graham Gano at NC State, 2008
		Graham Gano at Miami, 2008
		Dustin Hopkins vs. Oklahoma, 2011
		Dustin Hopkins vs. Florida, 2012
		Roberto Aguayo vs. Syracuse, 2013
		Roberto Aguayo at Miami, 2014
		Logan Tyler vs. Boston College, 2016
		Ricky Aguayo at Miami, 2018
		Ricky Aguayo at Virginia, 2019
		Parker Grothaus vs. Georgia Tech, 2020
		Ryan Fitzgerald vs. Jacksonville State, 2021
		Ryan Fitzgerald at Duke, 2024
27.	52 yards	Mike Rendina at Ohio State, 1981
		Derek Schmidt at Arizona State, 1984
		Sebastian Janikowski at North Carolina, 1999
		Sebastian Janikowski vs. Wake Forest, 1999
		Xavier Beitia vs. Florida, 2004
		Graham Gano vs. Clemson, 2008
		Graham Gano vs. Colorado, 2008
		Dustin Hopkins vs. Miami, 2009
		Dustin Hopkins at Oklahoma, 2010
		Dustin Hopkins at Virginia Tech, 2012
		Roberto Aguayo vs. Wake Forest, 2014
		Ryan Fitzgerald vs. Georgia Tech, 2024
39.	51 yards	Grant Guthrie at Virginia Tech, 1969
		Derek Schmidt vs. Memphis State, 1985
		Derek Schmidt vs. Memphis State, 1985
		Derek Schmidt at North Carolina, 1985
		Dustin Hopkins vs. Boston College, 2012
		Roberto Aguayo at Florida, 2015
		Ricky Aguayo at Wake Forest, 2017
46.	50 yards	Dave Cappelen vs. South Carolina, 1979
		Bill Capece vs. Pitt, 1980
		Gary Cismesia at Virginia Tech, 2007
		Graham Gano vs. Virginia Tech, 2008
		Dustin Hopkins vs. Florida, 2012
		Roberto Aguayo vs. Clemson, 2014
		Ricky Aguayo vs. Northern Illinois, 2018

Most PAT Attempted

Game:	11	Scott Bentley vs. North Carolina St., Sept. 16, 1995
	11	Roberto Aguayo vs. Idaho, Nov. 23, 2013
	11	Ricky Aguayo vs. Delaware State, Nov. 18, 2017
Season:	94	Roberto Aguayo, 2013
Career:	217	Scott Bentley, 1993-96

Most PAT Made

Game:	11	Scott Bentley vs. North Carolina St., Sept. 16, 1995
	11	Roberto Aguayo vs. Idaho, Nov. 23, 2013
	11	Ricky Aguayo vs. Delaware State, Nov. 18, 2017
Season:	94	Roberto Aguayo, 2013
Career:	202	Dustin Hopkins, 2009-12

Consecutive PAT Made

Career:	198	Roberto Aguayo, 2013-15

TEAM RECORDS

Single-Game

Most PAT Made	11	North Carolina St.	9/16/95
	11	Idaho	11/23/13
	11	Delaware State	11/18/17
	11	East Texas A&M	9/6/25
Most PAT Made, Both Teams	13	North Carolina St.	9/16/95
	13	Idaho	11/23/13
	13	at NC State	9/27/14
Most Field Goals Made	6	vs. Ole Miss	9/5/16
Most FGs Made, Both Teams	6	at Florida	12/3/83
	6	at Maryland	10/3/98
	6	North Carolina St.	9/18/99
	6	Miami	10/20/07
	6	at Miami	10/20/12
	6	Wake Forest	10/4/14
	6	at Georgia Tech	10/24/15
	6	vs. Ole Miss	9/5/16
	6	North Carolina St.	9/23/17
	6	at Wake Forest	9/30/17
	6	Boise State	8/31/19
	6	at Duke	10/18/24

Single-Season

Most PAT Made	94	2013
Most Field Goals Made	27	1998
	27	2007
	27	2014

SEASON RECORDS

XP Kicks Made

1.	94 in 2013 (of 94)
2.	67 in 1995 (of 69)
3.	65 in 2012 (of 66)
4.	59 in 1993 (of 68)
	59 in 2000 (of 66)
	59 in 2023 (of 59)

XP Kicks Attempted

1.	94 in 2013
2.	69 in 1995
3.	68 in 1993
4.	66 in 2000
	66 in 2012

Most Field Goals Made

1.	27 in 1998
	27 in 2007
	27 in 2014
4.	25 in 2012
5.	23 in 1987
	23 in 1999
	23 in 2004

Most Field Goals Attempted

1.	34 in 2004
	34 in 2007
3.	32 in 1998
4.	31 in 1987
5.	30 in 1980
	30 in 1999
	30 in 2008
	30 in 2012
	30 in 2014

PUNTING RECORDS

INDIVIDUAL RECORDS

Most Punts

Game:	12	Bill Cheshire vs. Florida, Sept. 28, 1968
	12	Joe Downey at Houston, Nov. 3, 1973
	12	Logan Tyler vs. Clemson, Oct. 27, 2018
Season:	82	Logan Tyler, 2018
Career:	252	Alex Mastromanno, 2020-24

Highest Average

Game (min. 5 punts):	54.8 (329-6), Rohn Stark at Florida, Nov. 28, 1981
Season (min. 30 punts):	49.3 (2,710-55), Alex Mastromanno, 2024
Career (min. 100 punts):	44.9 (11,304-252), Alex Mastromanno, 2020-24

Most Yards on Punts

Game:	499	Logan Tyler vs. Clemson, Oct. 27, 2018
Season:	3,545	Logan Tyler, 2018
Career:	11,304	Alex Mastromanno, 2020-24

Longest Punt

Game:	84, Tommy Brown vs. Tampa, 1950

TEAM RECORDS

Single-Game

Most Punts	12	Florida	9/28/68
	12	at Houston	11/3/73
	12	Clemson	10/27/18
Highest Avg. (Min. 5)	54.8 (6-329)	at Florida	11/28/81

Single-Season

Most Punts	82	2018
Fewest Punts	28	2025
Highest Avg.	48.6 (57-2,771)	2024

SEASON RECORDS

Most Punts

1.	82 in 2018
2.	81 in 1973
3.	77 in 2019
4.	76 in 2007
5.	74 in 2005

Highest Punt Average

1.	48.6 in 2024
2.	47.0 in 2011
3.	45.4 in 2023
4.	45.2 in 1981
5.	45.1 in 1980

PUNT RETURN RECORDS

INDIVIDUAL RECORDS

Most Punt Returns

Game:	10	David Snell at South Carolina, 10/24/1970
Season:	40	David Snell, 1970
Career:	126	Deion Sanders, 1985-88

Most Yards on Punt Returns

Game:	180	Willie Reed vs. Penn State, 1/3/2006 (Orange)
Season:	541	Willie Reid, 2005
Career:	1,429	Deion Sanders, 1985-88

Highest Average Per Punt Return

Game (min. 3):	45.7 (3-137)	Bobby Jackson vs. Virginia Tech, 11/16/1974
Season (min. 10):	20.1 (12-241)	Phil Abraira, 1969
Career (min. 25):	15.4 (69-1,063)	Willie Reid, 2002-05

Most TDs on Punt Returns

Game:	2	Joe Wessel at Arizona State, 11/3/1984
Season:	3	Joe Wessel, 1984
	3	Willie Reid, 2005
Career:	3	Joe Wessel, 1981-84
	3	Deion Sanders, 1985-88
	3	Terrell Buckley, 1989-91
	3	Willie Reid, 2002-05
	3	Greg Reid, 2009-11

Longest Punt Returns

1.	92 yards	Phil Abraira vs. NC State, 1969 (TD)
2.	90 yards	Peter Warrick at Clemson, 1997 (TD)
3.	89 yards	Jesus Wilson vs. Charleston Southern, 2016 (TD)
4.	87 yards	Willie Reid vs. Penn State ('06 Orange), 2005 (TD)
5.	83 yards	Willie Reid vs. Virginia Tech (ACC Champ), 2005 (TD)
		Greg Reid vs. Miami, 2011 (TD)
7.	80 yards	Bill Odom at Stetson, 1954 (TD)
		Bobby Jackson vs. Virginia Tech, 1974 (TD)
9.	79 yards	Dee Feaster vs. Clemson, 1996 (TD)
10.	76 yards	Deion Sanders at Clemson, 1988 (TD)
11.	75 yards	Ralph Chaudron vs. Whiting Field*, 1949 (TD)
		Walt Sumner at Alabama, 1967 (TD)
		Peter Warrick at North Carolina, 1999 (TD)
		Tyler Hunter vs. Duke, 2012 (TD)
15.	74 yards	Corey Sawyer vs. North Carolina, 1992 (TD)
		Greg Reid vs. Samford, 2010 (TD)
		D.J. Matthews at Miami, 2018 (TD)
18.	72 yards	Keon Coleman vs. Syracuse, 2023
19.	71 yards	David Snell vs. Louisville, 1970 (TD)
20.	70 yards	Bill Campbell vs. Wake Forest, 1965 (TD)

*Service Team

TEAM RECORDS

Single-Game

Most Punt Returns	10	at South Carolina 10/24/70
Most Yards Gained	216	vs. Wake Forest 10/25/03
Most Touchdowns	2	at Arizona State 11/3/84

Single-Season

Most Punt Returns	54	2005
Fewest Punt Returns	8	2020
Most Yards	801	2005
Highest Average Per Punt Return	15.5	1988 (42-649)
Most Touchdowns	4	1979
	4	1984
	4	2005
Lowest Average Per Punt Return	1.53	2024 (15-23)

Punt Return Yards vs. Penn State, 2006 Orange Bowl
Willie Reid

KICK RETURN RECORDS

Highest Average Per Kickoff Return - ACC Record
Kermit Whitfield, 2013

INDIVIDUAL RECORDS

Most Kickoff Returns

Game:	7	Greg Reid vs. North Carolina, 11/6/10
	7	Ja'Khi Douglas at Louisville, 10/24/20
Season:	35	Michael Ray Garvin, 2007
Career:	94	Kermit Whitfield, 2013-16

Most Yards on Kickoff Returns

Game:	193	Greg Reid vs. North Carolina, 11/6/10
Season:	742	Greg Reid, 2010
Career:	2,386	Kermit Whitfield, 2013-16

Highest Average Per Kickoff Return

Game (min. 3):	60.3 (3-181)	Tamarick Vanover vs. Florida, 11/28/92
Season (min. 10):	36.4 (17-619)	Kermit Whitfield, 2013
Career (min. 35):	25.3 (94-2,386)	Kermit Whitfield, 2013-16

Most TDs on Kickoff Returns

Game:	**1**	**22 times (last: Samuel Singleton Jr. at Duke, 10/18/2024)**
Season:	2	Tamarick Vanover, 1992
	2	Kermit Whitfield, 2013
Career:	2	T.K. Wetherell, 1964-66
	2	Eddie McMillan, 1970-72
	2	Tamarick Vanover, 1992-93
	2	Kermit Whitfield, 2013-16

Longest Kickoff Returns

1.	100 yards	Bill Moremen/T.K. Wetherell at Kentucky, 1965 (lateral, TD)
		Leon Bright vs. Virginia Tech, 1974 (TD)
		Keith Ross/Dexter Carter at Miami, 1986 (lateral, TD)
		Kermit Whitfield vs. Auburn ('14 BCS Champ), 2013 (TD)
5.	99 yards	Deuce Spann vs. Duke, 2023 (TD)
6.	97 yards	Billy Allen at LSU, 1981 (TD)
		Laveranues Coles vs. Duke, 1998 (TD)
		Leon Washington vs. Clemson, 2002 (TD)
		Kermit Whitfield at Wake Forest, 2013 (TD)
10.	96 yards	David Snell vs. Virginia Tech, 1970 (TD)
		Tamarick Vanover vs. Wake Forest, 1992 (TD)
12.	95 yards	Greg Allen vs. Western Carolina, 1981 (TD)
		Billy Allen vs. West Virginia (Gator), 1982 (TD)
		Samuel Singleton Jr. at Duke, 2025 (TD)
15.	94 yards	Bill Moremen/T.K. Wetherell at Miami, 1966 (lateral, TD)
		Tamarick Vanover at Miami, 1992 (TD)
		Michael Ray Garvin vs. Colorado, 2008 (TD)
18.	93 yards	Eddie McMillan at Memphis State, 1970 (TD)
		Larry Key vs. Texas Tech (Tangerine), 1977
		Trey Benson vs. Boston College, 2022 (TD)

TEAM RECORDS

Single-Game

Most Kickoff Returns	9	at Auburn 11/19/60
	9	at Miami 9/18/76
	9	vs. Oregon (CFP Semi-Rose) 1/1/15
Most Yards Gained	215	at Florida 11/29/03
Most Touchdowns	1	21 times (last: vs. Duke) 10/21/23

Single-Season

Most Kickoff Returns	67	2009
Fewest Kickoff Returns	11	2025
Most Yards	1,390	2009
Highest Average	30.3 (27-819)	1992
Most Touchdowns	3	1992
Lowest Average	15.7 (32-502)	1962

BLOCKED KICKS RECORDS

INDIVIDUAL RECORDS

Most Blocked Kicks

Game:	2	Jim Arnold vs. Troy, 9/30/1950
		Ron Schomberger vs. Ohio, 9/22/1956
		Bill Lohse vs. Memphis State, 10/17/1970
		Ron Hester vs. Boston College, 10/18/1980
		Joe Wessel vs. Temple, 9/29/1984
		Kelvin Smith vs. Southern Miss, 10/10/1987
		Dexter Jackson vs. North Carolina, 9/28/1996
		B.J Ward at Duke, 9/27/2003
		Marvin Wilson vs. Georgia Tech, 9/12/2020
Season:	5	Joe Wessel, 1984
Career:	8	Bobby Butler, 1977-80 (incl. 1 in bowl games)
		B.J. Ward, 2001-04 (incl. 1 in bowl games)

Most Blocked Punts

Game:	2	Jim Arnold at Troy State, 9/30/1950
		Ron Schomberger vs. Ohio, 9/22/1956
		Ron Hester vs. Boston College, 10/18/1980
		Kelvin Smith at Southern Miss, 10/10/1987
		Dexter Jackson vs. North Carolina, 9/28/1996
Season:	4	Joe Wessel, 1984
		Lenny Chavers, 1984 (incl. 1 in bowl game)
Career:	7	Bobby Butler, 1977-80 (incl. 1 in bowl games)

Most Blocked Field Goals

Game:	2	B.J. Ward at Duke, 9/27/2003
		Marvin Wilson vs. Georgia Tech, 9/12/2020
Season:	4	B.J. Ward, 2002
		B.J. Ward, 2003 (incl. 1 in bowl game)
Career:	8	B.J. Ward, 2001-04 (incl. 1 in bowl games)

Most Blocked Point After Tries

Game:	1	41 times, last:
		Jared Verse vs. North Alabama, 11/18/2023
Season:	2	Lee Corso, 1954
		Lawrence Timmons, 2006
Career:	4	Lee Corso, 1953-56

Most TDs Scored Off Blocked Kicks

Game:	2	Joe Wessel at Arizona State, 11/3/1984
Season:	3	Joe Wessel, 1984
Career:	4	Clifton Abraham, 1991-94

Most TDs Scored Off Blocked Punts

Game:	2	Joe Wessel at Arizona State, 11/3/1984
Season:	3	Joe Wessel, 1984
Career:	4	Clifton Abraham, 1991-94

Most TDs Scored Off Blocked Field Goals

Game:	**1**	**Several Players, last:**
		Quindarrius Jones vs. North Alabama, Nov. 18, 2023
Season:	**1**	**Several Players, last: Quindarrius Jones, 2023**
Career:	**1**	**Several Players, last: Quindarrius Jones, 2023-PR**

TEAM RECORDS

Blocked Kicks

Game:	3	at Louisiana Tech (2 PAT & 1 punt), 10/17/1953
		at Southern Miss (3 punts), 10/10/1987
		at North Carolina (2 punts & 1 PAT), 11/11/1995
		vs. North Carolina (2 punts & 1 FG), 9/28/1996
		vs. Georgia Tech (2 FG & 1 PAT), 9/12/2020
Season:	10	1984 (9 punts [1 in bowl game] & 1 FG)

Most Blocked Punts

Game:	3	at Southern Miss, 10/10/1987
Season:	9	1984 (incl. 1 in bowl game)

Most Blocked Field Goals

Game:	2	vs. Louisville, 9/12/1970
		vs. Syracuse, 11/4/2017
		vs. Georgia Tech, 9/12/2020
		vs. Clemson, 10/5/2024
Season:	4	1970
		2002
		2003 (incl. 1 in bowl game)

Most Blocked Point After Tries

Game:	2	at Louisiana Tech, 10/17/1953
		at Auburn, 10/23/1954
		at Kentucky, 10/9/1965
Season:	5	1954

ALL-TIME BLOCKED KICKS

10/18/2024	**Duke**	**AJ Cottrill**	**Punt**
10/5/2024	Clemson	Patrick Payton	Field Goal
10/5/2024	Clemson	Edwin Joseph	Field Goal
9/28/2024	SMU	Shyheim Brown	Field Goal
9/21/2024	California	Shyheim Brown	Field Goal
11/18/2023	North Alabama	Liam McCormick	Field Goal
11/18/2023	North Alabama	Jared Verse	PAT
9/4/2022	LSU	Shyheim Brown	PAT
9/4/2022	LSU	Jared Verse	Field Goal
10/17/2020	North Carolina	Ja'Khi Douglas	Punt
10/17/2020	North Carolina	Marvin Wilson	Punt
9/12/2020	Georgia Tech	Janarius Robinson	PAT
9/12/2020	Georgia Tech	Marvin Wilson	Field Goal
9/12/2020	Georgia Tech	Marvin Wilson	Field Goal
11/10/2018	Notre Dame	Cory Durden	PAT
11/25/2017	Florida	Walvenski Aime	PAT
11/18/2017	Delaware State	Demarcus Christmas	Field Goal
11/4/2017	Syracuse	Derwin James	Field Goal
11/4/2017	Syracuse	Matthew Thomas	Field Goal
10/7/2017	Miami	Brian Burns	Punt
9/23/2017	NC State	Brian Burns	Punt
11/19/2016	Syracuse	Brian Burns	Punt
11/11/2016	Boston College	TEAM	Punt
10/8/2016	Miami	DeMarcus Walker	PAT
10/1/2016	North Carolina	Walvenski Aime	PAT
11/28/2015	Florida	DeMarcus Walker	Field Goal
1/1/2015	Oregon	Nile Lawrence-Stample	PAT
11/15/2014	Miami	Jalen Ramsey	PAT
10/8/2011	Wake Forest	Jacobbi McDaniel	PAT
12/4/2010	Virginia Tech	TEAM	PAT
11/13/2010	Clemson	Nigel Bradham	Field Goal
9/4/2010	Samford	Chris Thompson	Punt
11/28/2009	Florida	Kevin McNeil	PAT
9/12/2009	Jacksonville State	Kevin McNeil	Field Goal
9/27/2008	Colorado	Dekoda Watson	Punt
9/13/2008	Chattanooga	Roosevelt Lawson	Punt
10/11/2007	Wake Forest	Anthony Houllis	Punt
9/3/2007	Clemson	Roosevelt Lawson	Punt
12/27/2006	UCLA	Dekoda Watson	Punt
11/4/2006	Virginia	Eli Charlies	Punt
10/14/2006	Duke	Lawrence Timmons	PAT
9/16/2006	Clemson	Lawrence Timmons	PAT
9/16/2006	Clemson	Patrick Robinson	Field Goal
9/9/2006	Troy	Everette Brown	Field Goal
11/12/2005	Clemson	Lawrence Timmons	Punt
11/5/2005	NC State	Anthony Houllis	Punt
11/5/2005	NC State	Marcello Church	Punt
9/17/2005	Boston College	Darius McClure	Punt
9/5/2005	Miami	Lawrence Timmons	Punt
10/16/2004	Virginia	Ernie Sims	Punt
10/2/2004	North Carolina	Jae Thaxton	Punt
9/18/2004	UAB	Jae Thaxton	Punt
1/1/2004	Miami	B.J. Ward	Field Goal
11/1/2003	Notre Dame	B.J. Ward	Field Goal
9/27/2003	Duke	B.J. Ward	Field Goal
9/27/2003	Duke	B.J. Ward	Field Goal
9/20/2003	Colorado	Chauncey Davis	Punt
11/2/2002	Wake Forest	B.J. Ward	Field Goal
9/21/2002	Duke	B.J. Ward	Field Goal
9/14/2002	Maryland	B.J. Ward	Field Goal
8/31/2002	Virginia	Jared Hetzel	Punt
8/24/2002	Iowa State	B.J. Ward	Field Goal
1/1/2002	Virginia Tech	Marcello Church	Punt
9/1/2001	Duke	Jerome Carter	Punt
9/1/2001	Duke	Kyler Hall	Punt
10/28/2000	NC State	Stanford Samuels	Punt
1/4/2000	Virginia Tech	Tommy Polley	Punt
11/20/1999	Florida	Tommy Polley	Punt
11/13/1999	Maryland	David Warren	Punt
11/13/1999	Maryland	Malcolm Tatum	Punt
10/30/1999	Virginia	Corey Simon	Punt
10/9/1999	Miami	Tommy Polley	Field Goal
11/7/1998	Virginia	Brian Allen	Punt
10/3/1998	Maryland	Larry Smith	Field Goal
9/26/1998	Southern Cal	Bobby Rhodes	Punt
11/8/1997	North Carolina	Brian Allen	Punt
10/11/1997	Duke	Dexter Jackson	Punt
11/30/1996	Florida	Peter Boulware	Punt
11/9/1996	Wake Forest	Bobby Rhodes	Punt
11/2/1996	Georgia Tech	Peter Boulware	Punt
9/28/1996	North Carolina	Dexter Jackson	Punt
9/28/1996	North Carolina	Dexter Jackson	Punt
9/28/1996	North Carolina	Shevin Smith	Field Goal
9/19/1996	NC State	Troy Saunders	Punt
11/11/1995	North Carolina	Dexter Jackson	PAT
11/11/1995	North Carolina	Mario Edwards	Punt
11/11/1995	North Carolina	Peter Boulware	Punt
9/9/1995	Clemson	Andre Wadsworth	PAT
9/9/1995	Clemson	Hank Grant	Punt
11/19/1994	NC State	Clifton Abraham	Punt
10/29/1994	Duke	Andre Wadsworth	PAT
9/17/1994	Wake Forest	Derrick Brooks	Punt
9/11/1993	Clemson	Derrick Brooks	Punt
8/28/1993	Kansas	Lonnie Johnson	Punt
11/14/1992	Tulane	Clifton Abraham	Punt
10/3/1992	Miami	Tommy Henry	Field Goal
9/5/1992	Duke	Clifton Abraham	Punt

Career Blocked Field Goals
B.J. Ward (2001-04)

BLOCKED KICKS AND PUNT RECORDS

11/16/1991	Miami	Sterling Palmer	Field Goal
10/19/1991	MTSU	Clifton Abraham	Punt
12/28/1990	Penn State	Anthony Moss	Field Goal
12/1/1990	Florida	Bill Ragans	PAT
11/3/1990	South Carolina	Bill Ragans	Punt
10/27/1990	LSU	Bill Ragans	Punt
9/15/1990	Georgia Southern	Lonnie Johnson	Punt
1/1/1990	Nebraska	John Davis	Punt
10/14/1989	Virginia Tech	Chris Hall	Punt
11/5/1988	South Carolina	Phil Carollo	Punt
10/22/1988	Louisiana Tech	Howard Dinkins	Punt
10/22/1988	Louisiana Tech	Stan Shiver	Punt
10/15/1988	East Carolina	Phil Carollo	Punt
9/24/1988	Michigan State	Dedrick Dodge	Punt
9/10/1988	Southern Miss	Kelvin Smith	Punt
10/31/1987	Tulane	Alan Stewart	Field Goal
10/17/1987	Louisville	Alphonso Williams	Punt
10/10/1987	Southern Miss	Kelvin Smith	Punt
10/10/1987	Southern Miss	Kelvin Smith	Punt
10/10/1987	Southern Miss	Martin Mayhew	Punt
10/3/1987	Miami	Martin Mayhew	Punt
9/26/1987	Michigan State	Eric Williams	Punt
9/5/1987	Texas Tech	Stan Shiver	Punt
11/1/1986	Miami	Alphonso Williams	Punt
10/18/1986	Wichita State	Eric Williams	Punt
10/11/1986	Tulane	John Parks	Punt
9/20/1986	North Carolina	Felton Hayes	Punt
11/2/1985	Miami	John Hadley	Punt
12/22/1984	Georgia	Lenny Chavers	Punt
11/3/1984	Arizona State	Joe Wessel	Punt
11/3/1984	Arizona State	Lenny Chavers	Punt
10/20/1984	Tulane	Jesse Solomon	Punt
10/20/1984	Tulane	Lenny Chavers	Punt
10/13/1984	Auburn	Lenny Chavers	Punt
9/29/1984	Temple	Joe Wessel	Punt
9/29/1984	Temple	Joe Wessel	Field Goal
9/15/1984	Kansas	Joe Wessel	Punt
9/1/1984	East Carolina	Joe Wessel	Punt
11/12/1983	Miami	David Ponder	Punt
11/5/1983	South Carolina	Eric Riley	Field Goal
11/5/1983	South Carolina	Pat Milligan	Punt
10/29/1983	Arizona State	Eric Riley	Punt
10/20/1983	Louisville	Alphonso Carreker	Field Goal
9/3/1983	East Carolina	Alphonso Carreker	PAT
9/3/1983	East Carolina	Henry Taylor	Field Goal
12/30/1982	West Virginia	Garth Jax	Field Goal
12/30/1982	West Virginia	John McLean	Punt
11/13/1982	Louisville	Warren Hanna	Punt
11/6/1982	South Carolina	Ken Roe	Punt
11/6/1982	South Carolina	Warren Hanna	Punt
9/25/1982	Southern Miss	Ken Roe	Punt

9/25/1982	Southern Miss	Tommy Young	Field Goal
9/4/1982	Cincinnati	Alphonso Carreker	Punt
9/4/1982	Cincinnati	Gary Henry	Punt
10/24/1981	LSU	Warren Hanna	Punt
10/3/1981	Ohio State	Ron Hester	Punt
10/25/1980	Memphis	Bobby Butler	Punt
10/18/1980	Boston College	Ron Hester	Punt
10/18/1980	Boston College	Ron Hester	Punt
9/13/1980	Louisville	Keith Jones	Punt
9/6/1980	LSU	Bobby Butler	Punt
1/1/1980	Oklahoma	Bobby Butler	Punt
11/23/1979	Florida	Bobby Butler	Punt
11/17/1979	Memphis	Bobby Butler	Punt
10/6/1979	Louisville	Edenbur Richardson	Punt
10/6/1979	Louisville	Scott Warren	Punt
9/8/1979	Southern Miss	Monk Bonasorte	Punt
10/14/1978	Mississippi State	Mike Kincaid	Punt
9/30/1978	Houston	Bobby Butler	PAT
9/23/1978	Miami	Ron Simmons	Punt
12/23/1977	Texas Tech	Ron Simmons	Punt
11/5/1977	Virginia Tech	Bobby Butler	Punt
11/5/1977	Virginia Tech	Scott Warren	Punt
10/29/1977	North Texas State	Bobby Butler	Punt
9/10/1977	Southern Miss	Ron Simmons	Punt
11/13/1976	North Texas State	Dave Porter	Punt
10/19/1974	Florida	Bert Cooper	Field Goal
10/19/1974	Florida	John Murphy	Punt
9/29/1973	Miami	Greg Johnson	Field Goal
9/22/1973	Kansas	John Murphy	Field Goal
9/30/1972	Kansas	Larry Strickland	Field Goal
9/23/1972	Virginia Tech	J.T. Thomas	PAT
9/9/1972	Pitt	J.T. Thomas	Field Goal
10/16/1971	Florida	Richard Amman	Field Goal
10/2/1971	Virginia Tech	J.T. Thomas	Field Goal
11/26/1970	Houston	J.T. Thomas	PAT
11/7/1970	Clemson	Beryl Rice	Punt
10/30/1970	Miami	Tom White	Punt
10/17/1970	Memphis	Bill Lohse	PAT
10/17/1970	Memphis	Bill Lohse	Field Goal
9/19/1970	Georgia Tech	Ron Wallace	Field Goal
9/12/1970	Louisville	Dan Whitehurst	Field Goal
9/12/1970	Louisville	J.T. Thomas	Field Goal
11/8/1969	Virginia Tech	Bill Lohse	Punt
9/26/1969	Miami	Ron Lowe	Field Goal
9/20/1969	Wichita State	Ron Lowe	Punt
11/16/1968	NC State	Walt Sumner	Field Goal
10/5/1968	Texas A&M	Ron Wallace	Punt
10/5/1968	Texas A&M	Walt Sumner	Field Goal
9/28/1968	Florida	Steve Gildea	PAT
11/11/1967	Virginia Tech	Mike Blatt	Punt
9/30/1967	NC State	Walt Sumner	Field Goal

9/17/1966	Houston	Walt Sumner	Field Goal
11/27/1965	Florida	George D'Allesandro	Punt
10/9/1965	Kentucky	Jack Shinholser	PAT
10/9/1965	Kentucky	Terry Garvin	PAT
10/3/1964	New Mexico State	Bill McDowell	Field Goal
9/26/1964	TCU	Bill McDowell	Field Goal
10/12/1963	Wake Forest	Dave Snyder	Punt
11/17/1962	Florida	Gene McDowell	Field Goal
11/18/1961	Mississippi Southern	John Wachtel	PAT
11/4/1961	Kentucky	John McConnaughhay	Punt
10/7/1961	Ole Miss	Bill Daly	Field Goal
9/30/1961	Florida	Roy Bickford	Punt
10/17/1959	Memphis	Terry Moran	Punt
9/19/1959	Wake Forest	John Spivey	Punt
9/28/1957	Boston College	Troy Barnes	PAT
9/21/1957	Furman	Ham Bisbee	Punt
9/22/1956	Ohio	Ron Schomburger	Punt
9/22/1956	Ohio	Ron Schomburger	Punt
12/3/1955	Tampa	Ham Bisbee	Punt
11/11/1955	Furman	Joe Holt	PAT
11/5/1955	Villanova	Lee Corso	PAT
10/22/1955	Georgia Tech	Ron Schomburger	Punt
9/30/1955	Miami	Vince Gibson	PAT
11/27/1954	Mississippi Southern	Joe Holt	PAT
11/20/1954	Stetson	Vince Gibson	Punt
10/30/1954	Virginia Military	Lee Corso	PAT
10/23/1954	Auburn	Lee Corso	PAT
10/23/1954	Auburn	Ron Schomburger	PAT
10/16/1954	NC State	Ron Schomburger	Punt
10/9/1954	Villanova	Jimmy Lee Taylor	PAT
11/28/1953	NC State	Eddie Johnson	Punt
10/17/1953	Louisiana Tech	Al Pacifico	Punt
10/17/1953	Louisiana Tech	Bob Crenshaw	PAT
10/17/1953	Louisiana Tech	John Griner	PAT
10/10/1953	Abilene Christian	Lee Corso	PAT
10/10/1953	Abilene Christian	Stan Dobosz	Punt
10/3/1953	Louisville	Ed Mann	Punt
11/29/1952	Wofford	Vic Szczepanik	Punt
11/8/1952	Mississippi Southern	George Boyer	PAT
11/10/1951	Wofford	Curt Campbell	Punt
10/27/1951	Stetson	Preston Bradley	Punt
10/20/1951	Sul Ross State	Jimmy Lee Taylor	Punt
10/5/1951	Miami	Bob Wodrich	Punt
11/25/1950	Tampa	Bob Wodrich	Punt
11/18/1950	Mississippi College	Jim Arnold	Punt
9/30/1950	Troy	Jim Arnold	Punt
9/30/1950	Troy	Jim Arnold	Punt
11/18/1949	Tampa	Dwight Osha	Punt
11/20/1948	Livingston State	Joe Marcus	Punt
11/22/1947	Tennessee Tech	Ken MacLean	PAT

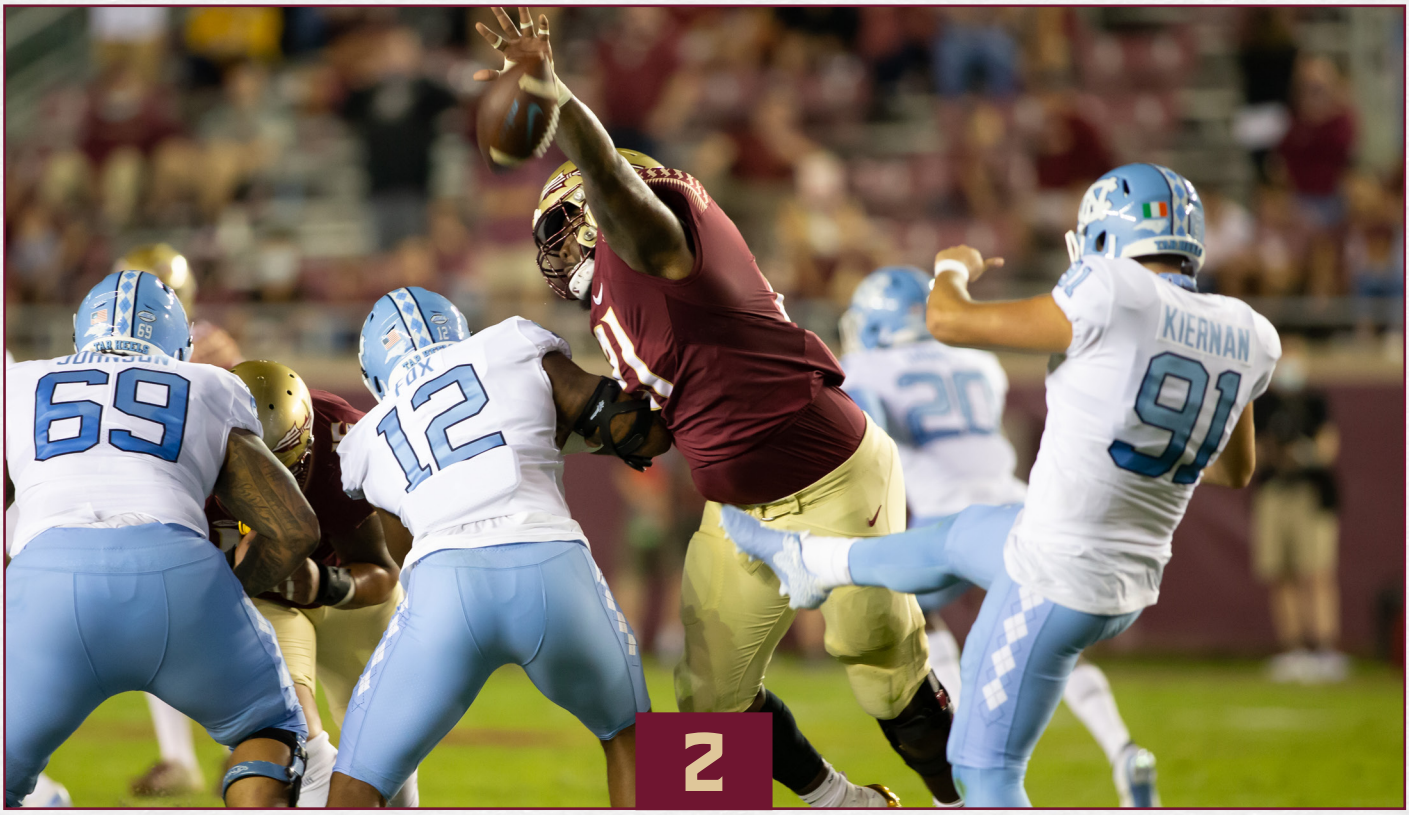

Blocked Punts in a Game
Last done vs. North Carolina, 2020

MOST BLOCKED KICKS BY PLAYER

OVERALL (MIN. 5)

Bobby Butler (8):

Punt	North Texas State, 1977
Punt	Virginia Tech, 1977
PAT	Houston, 1978
Punt	Memphis, 1979
Punt	Florida, 1979
Punt	Oklahoma, 1979 (Orange)
Punt	LSU, 1980
Punt	Memphis, 1980

B.J. Ward (8):

Field Goal	Iowa State, 2002
Field Goal	Maryland, 2002
Field Goal	Duke, 2002
Field Goal	Wake Forest, 2002
Field Goal	Duke, 2003
Field Goal	Duke, 2003
Field Goal	Notre Dame, 2003
Field Goal	Miami, 2003 (Orange)

Ron Schomberger (5):

Punt	NC State, 1954
PAT	Auburn, 1954
Punt	Georgia Tech, 1955
Punt	Ohio, 1956
Punt	Ohio, 1956

J.T. Thomas (5):

Field Goal	Louisville, 1970
PAT	Houston, 1970
Field Goal	Virginia Tech, 1971
Field Goal	Pitt, 1972
PAT	Virginia Tech, 1972

Joe Wessel (5):

Punt	East Carolina, 1984
Punt	Kansas, 1984
Field Goal	Temple, 1984
Punt	Temple, 1984
Punt	Arizona State, 1984

PUNTS (MIN. 4)

Bobby Butler (7):

Punt	North Texas State, 1977
Punt	Virginia Tech, 1977
Punt	Memphis, 1979
Punt	Florida, 1979
Punt	Oklahoma, 1979 (Orange)
Punt	LSU, 1980
Punt	Memphis, 1980

Ron Schomberger (4):

Punt	NC State, 1954
Punt	Georgia Tech, 1955
Punt	Ohio, 1956
Punt	Ohio, 1956

Lenny Chavers (4):

Punt	Auburn, 1984
Punt	Tulane, 1984
Punt	Arizona State, 1984
Punt	Georgia, 1984 (Citrus)

Joe Wessel (4):

Punt	East Carolina, 1984
Punt	Kansas, 1984
Punt	Temple, 1984
Punt	Arizona State, 1984

Clifton Abraham (4):

Punt	Middle Tennessee State, 1991
Punt	Duke, 1992
Punt	Tulane, 1992
Punt	NC State, 1994

FIELD GOALS (MIN. 2)

B.J. Ward (8):

Field Goal	Iowa State, 2002
Field Goal	Maryland, 2002
Field Goal	Duke, 2002
Field Goal	Wake Forest, 2002
Field Goal	Duke, 2003
Field Goal	Duke, 2003
Field Goal	Notre Dame, 2003
Field Goal	Miami, 2003 (Orange)

Walt Sumner (4):

Field Goal	Houston, 1966
Field Goal	NC State, 1967
Field Goal	Texas A&M, 1968
Field Goal	NC State, 1968

J.T. Thomas (3):

Field Goal	Louisville, 1970
Field Goal	Virginia Tech, 1971
Field Goal	Pitt, 1972

Shyheim Brown (2):

Field Goal	California, 2024
Field Goal	SMU, 2024

Bill McDowell (2):

Field Goal	TCU, 1964
Field Goal	New Mexico State, 1964

Marvin Wilson (2):

Field Goal	Georgia Tech, 2020
Field Goal	Georgia Tech, 2020

PAT (MIN. 2)

Lee Corso (4):

PAT	Abilene Christian, 1953
PAT	Auburn, 1954
PAT	VMI, 1954
PAT	Villanova, 1955

Joe Holt (2):

PAT	Mississippi Southern, 1954
PAT	Furman, 1955

J.T. Thomas (2):

PAT	Houston, 1970
PAT	Virginia Tech, 1972

Andre Wadsworth (2):

PAT	Duke, 1994
PAT	Clemson, 1995

Lawrence Timmons (2):

PAT	Clemson, 2006
PAT	Duke, 2006

Walvenski Aime (2):

PAT	North Carolina, 2016
PAT	Florida, 2017

3

Blocked Kicks in a Game
Last done vs. Georgia Tech, 2020

ALL-TIME SHUTOUTS

Shutouts (73)

Date	Opponent	Location	FSU/OPP rank	Score	Notes
Oct. 9, 1948	Cumberland	Home	--/--	30-0	
Oct. 1, 1949	Whiting Field	Home	--/--	74-0	
Oct. 22, 1949	Sewanee	Away	--/--	6-0	
Nov. 12, 1949	Millsaps	Home	--/--	40-0	
Nov. 26, 1949	Troy State	Home	--/--	20-0	
Oct. 21, 1950	Newberry	Away	--/--	24-0	
Nov. 18, 1950	Mississippi College	Home	--/--	33-0	
Sept. 29, 1951	Troy State	Home	--/--	40-0	
Oct. 13, 1951	Delta State	Home	--/--	34-0	
Nov. 3, 1951	Jacksonville Navy	Away	--/--	39-0	Consecutive - 1
Nov. 10, 1951	Wofford	Home	--/--	14-0	Consecutive - 2
Oct. 3, 1953	Louisville	Home	--/--	59-0	
Dec. 4, 1954	Tampa	Away	--/--	13-0	Consecutive (Regular Season)
Sept. 17, 1955	NC State	Home	--/--	7-0	Consecutive (Regular Season)
Nov. 19, 1955	The Citadel	Home	--/--	39-0	
Oct. 13, 1956	NC State	Away	--/--	14-0	
Oct. 18, 1958	Virginia Tech	Home	--/--	28-0	Consecutive - 1
Oct. 25, 1958	Tennessee	Away	--/--	10-0	Consecutive - 2
Nov. 1, 1958	Tampa	Home	--/--	43-0	Consecutive - 3
Nov. 28, 1959	Tampa	Away	--/--	33-0	Consecutive - 1
Sept. 17, 1960	Richmond	Home	--/--	28-0	Consecutive - 2
Oct. 8, 1960	The Citadel	Away	--/--	0-0	
Oct. 22, 1960	William & Mary	Home	--/--	22-0	
Oct. 14, 1961	Georgia	Home	--/--	3-0	
Sept. 15, 1962	The Citadel	Home	--/--	49-0	Consecutive - 1
Sept. 22, 1962	Kentucky	Away	--/--	0-0	Consecutive - 2
Sept. 29, 1962	Furman	Home	--/--	42-0	Consecutive - 3
Oct. 20, 1962	Georgia	Away	--/--	18-0	
Sept. 20, 1963	Miami	Away	--/--	24-0	
Oct. 12, 1963	Wake Forest	Home	--/--	35-0	Consecutive - 1
Oct. 19, 1963	Southern Miss	Away	--/--	0-0	Consecutive - 2
Nov. 16, 1963	NC State	Home	--/--	14-0	
Sept. 19, 1964	Miami	Away	--/--	14-0	Consecutive - 1
Sept. 26, 1964	TCU	Away	--/--	10-0	Consecutive - 2
Oct. 3, 1964	New Mexico State	Home	--/--	36-0	Consecutive - 3
Oct. 31, 1964	Southern Miss	Home	--/--	34-0	
Nov. 6, 1965	Wake Forest	Home	--/--	35-0	
Oct. 22, 1966	Mississippi State	Home	--/--	10-0	
Nov. 19, 1966	Wake Forest	Home	--/--	28-0	
Oct. 14, 1967	South Carolina	Home	--/--	17-0	
Sept. 20, 1969	Wichita State	Home	--/--	24-0	
Oct. 21, 1972	Colorado State	Home	--/--	37-0	
Oct. 8, 1977	Cincinnati	Home	--/--	14-0	
Sept. 9, 1978	Syracuse	Away	17/--	28-0	
Oct. 6, 1979	Louisville	Away	9/--	27-0	
Sept. 6, 1980	LSU	Away	13/--	16-0	Consecutive - 1
Sept. 13, 1980	Louisville	Home	10/--	52-0	Consecutive - 2
Sept. 5, 1981	Louisville	Home	19/--	17-0	
Nov. 17, 1984	Chattanooga	Home	17/--	37-0	
Aug. 30, 1986	Toledo	Home	11/--	24-0	
Nov. 5, 1988	South Carolina	Away	5/15	59-0	
Sept. 14, 1991	Western Michigan	Home	1/--	58-0	
Aug. 28, 1993	Kansas	Neutral	1/--	42-0	
Sept. 11, 1993	Clemson	Home	1/17	57-0	ACC
Oct. 2, 1993	Georgia Tech	Home	1/--	51-0	ACC
Oct. 30, 1993	Wake Forest	Home	1/--	54-0	ACC
Oct. 22, 1994	Clemson	Home	10/--	17-0	ACC
Sept. 28, 1996	North Carolina	Home	2/11	13-0	ACC
Oct. 4, 1997	Miami	Home	4/--	47-0	
Oct. 18, 1997	Georgia Tech	Home	4/21	38-0	ACC
Oct. 17, 1998	Clemson	Home	6/--	48-0	ACC
Sept. 23, 2000	Louisville	Home	2/--	31-0	
Aug. 30, 2003	North Carolina	Away	13/--	37-0	ACC
Nov. 1, 2003	Notre Dame	Away	5/--	37-0	
Nov. 4, 2006	Virginia	Home	--/--	33-0	ACC
Sept. 6, 2008	Western Carolina	Home	--/--	69-0	
Sept. 25, 2010	Wake Forest	Home	--/--	31-0	ACC
Sept. 3, 2011	ULM	Home	6/--	34-0	
Oct. 29, 2011	NC State	Home	--/--	34-0	ACC
Sept. 8, 2012	Savannah State	Home	6/--	55-0	Consecutive - 1
Sept. 15, 2012	Wake Forest	Home	5/--	52-0	Consecutive - 2 ACC
Oct. 5, 2013	Maryland	Home	8/25	63-0	ACC
Sept. 18, 2015	Boston College	Away	9/--	14-0	ACC

Multiple Home Shutouts, One Season:	1949, 1951, 1955, 1958, 1960, 1962, 1963, 1964, 1966, 1993, 1997, 2011
Multiple Road Shutouts, One Season:	1962, 1963, 1964, 2003
Consecutive Seasons with a Shutout:	10 (1958-1967)
Shutouts vs. Ranked Teams:	5
Shutouts as Ranked Team:	26
Largest Margin:	69-0 vs. Western Carolina, 2008
Closest Margin:	0-0 (Three Times), last at Southern Miss, 1963

YEAR-BY-YEAR TEAM STATISTICS

YEAR	POINTS PER GAME	TDS	RUSHING ATT - YARDS - AVG	PASSING ATT - COMP - INT	PASS YARDS	PASS YDS PER GAME	TOTAL OFF PLAYS - YARDS	YARDS PER GAME	PENALTIES	FUM-LOST
2025	**33.0**	**51**	**506 - 2624 - 218.7**	**339 - 200 - 9**	**3041**	**253.4**	**845 - 5665**	**472.1**	**65**	**16-10**
	22.0	32	461 - 1657 - 138.1	326 - 203 - 12	2289	190.8	787 - 3946	328.8	76	12-2
2024	**15.4**	**20**	**378 - 1079 - 89.9**	**355 - 179 - 13**	**2164**	**180.3**	**733 - 3243**	**270.3**	**67**	**22-9**
	28.0	40	477 - 2216 - 184.7	326 - 204 - 4	2415	201.3	803 - 4631	385.9	57	9-2
2023	**34.6**	**61**	**463 - 2103 - 150.2**	**433 - 260 - 4**	**3519**	**251.4**	**896 - 5622**	**401.6**	**85**	**17-5**
	19.3	32	509 - 2131 - 152.2	416 - 201 - 10	2516	179.7	925 - 4647	331.9	103	19-7
2022	**36.1**	**62**	**509 - 2783 - 214.1**	**395 - 249 - 7**	**3512**	**270.2**	**904 - 6295**	**484.2**	**87**	**15-7**
	20.6	32	514 - 2033 - 156.4	349 - 197 - 8	2150	165.4	863 - 4183	321.8	96	13-8
2021	**27.6**	**43**	**446 - 2133 - 177.8**	**340 - 209 - 12**	**2419**	**201.6**	**786 - 4552**	**379.3**	**83**	**20-7**
	26.5	41	478 - 1735 - 144.6	397 - 231 - 14	2798	233.2	875 - 4533	377.8	102	16-6
2020	**25.8**	**30**	**352 - 1799 - 199.9**	**292 - 159 - 13**	**1771**	**196.8**	**644 - 3570**	**396.7**	**80**	**11-4**
	36.0	43	350 - 1793 - 199.2	285 - 189 - 8	2314	257.1	635 - 4107	456.3	69	11-6
2019	**27.9**	**49**	**477 - 1829 - 140.7**	**432 - 279 - 11**	**3479**	**267.6**	**909 - 5308**	**408.3**	**119**	**21-8**
	27.8	40	535 - 1917 - 147.5	504 - 308 - 8	3597	276.7	1039 - 5514	424.2	87	21-10
2018	**21.9**	**33**	**392 - 1093 - 91.1**	**455 - 260 - 13**	**3241**	**270.1**	**847 - 4334**	**361.2**	**110**	**22-13**
	31.5	47	503 - 1772 - 147.7	451 - 246 - 12	3224	268.7	954 - 4996	416.3	69	17-3
2017	**27.8**	**44**	**463 - 2024 - 155.7**	**345 - 202 - 13**	**2551**	**196.2**	**808 - 4575**	**351.9**	**78**	**19-8**
	21.2	34	466 - 1763 - 135.6	440 - 243 - 9	2541	195.5	906 - 4304	331.1	60	10-6
2016	**35.1**	**57**	**518 - 2630 - 202.3**	**421 - 244 - 8**	**3433**	**264.1**	**939 - 6063**	**466.4**	**100**	**23-12**
	25.0	40	457 - 1664 - 128.0	404 - 224 - 15	2874	221.1	861 - 4538	349.1	86	15-8
2015	**31.7**	**50**	**425 - 2187 - 168.2**	**419 - 264 - 9**	**3325**	**255.8**	**844 - 5512**	**424.0**	**89**	**16-6**
	17.5	26	493 - 1889 - 145.3	443 - 252 - 8	2491	191.6	936 - 4380	336.9	74	16-7
2014	**33.7**	**56**	**451 - 1933 - 138.1**	**516 - 330 - 20**	**4246**	**303.3**	**967 - 6179**	**441.4**	**87**	**23-12**
	25.6	44	573 - 2382 - 170.1	435 - 248 - 14	3175	226.8	1008 - 5557	396.9	77	23-12
2013	**51.6**	**94**	**505 - 2844 - 203.1**	**442 - 288 - 13**	**4423**	**315.9**	**947 - 7267**	**519.1**	**79**	**13-5**
	12.1	21	536 - 1747 - 124.8	427 - 222 - 26	2193	156.6	963 - 3940	281.4	71	17-9
2012	**39.3**	**68**	**513 - 2882 - 205.9**	**428 - 288 - 10**	**3709**	**264.9**	**941 - 6591**	**470.8**	**89**	**24-17**
	14.7	23	469 - 1287 - 91.9	453 - 221 - 11	2266	161.9	922 - 3553	253.8	69	19-10
2011	**30.6**	**48**	**437 - 1458 - 112.2**	**383 - 247 - 12**	**3341**	**257.0**	**820 - 4799**	**369.2**	**103**	**18-6**
	15.1	25	458 - 1075 - 82.7	401 - 237 - 16	2500	192.3	859 - 3575	275.0	75	18-7
2010	**31.4**	**53**	**500 - 2400 - 171.4**	**397 - 250 - 13**	**2938**	**209.9**	**897 - 5338**	**381.3**	**88**	**24-10**
	19.6	31	529 - 1802 - 128.7	477 - 278 - 15	3150	225.0	1006 - 4952	353.7	98	23-12
2009	**30.1**	**48**	**422 - 2215 - 170.4**	**437 - 296 - 13**	**3534**	**271.8**	**859 - 5478**	**421.4**	**89**	**26-13**
	30.0	53	194 - 2961 - 227.8	343 - 205 - 14	2990	230.0	837 - 5650	434.6	80	20-13
2008	**33.4**	**51**	**483 - 2328 - 179.1**	**387 - 211 - 16**	**2506**	**192.8**	**870 - 4834**	**371.8**	**102**	**23-10**
	20.2	29	450 - 1723 - 132.5	342 - 175 - 9	2111	162.4	792 - 3834	294.9	76	24-17
2007	**23.3**	**32**	**447 - 1659 - 127.6**	**466 - 256 - 10**	**3143**	**241.8**	**913 - 4802**	**369.4**	**108**	**21-12**
	22.9	38	454 - 1516 - 116.6	464 - 264 - 17	3190	245.4	918 - 4706	362.0	101	23-11
2006	**26.5**	**42**	**363 - 1255 - 96.5**	**439 - 239 - 16**	**3039**	**233.8**	**802 - 4294**	**330.3**	**89**	**26-11**
	19.8	31	421 - 1203 - 92.5	414 - 227 - 12	2578	198.3	835 - 3781	290.8	82	19-7
2005	**28.9**	**46**	**376 - 1222 - 94.0**	**526 - 303 - 19**	**3674**	**282.6**	**902 - 4896**	**376.6**	**114**	**19- 8**
	22.0	34	492 - 1409 - 108.4	404 - 239 - 12	2611	200.8	896 - 4020	309.2	93	25-11
2004	**25.2**	**40**	**460 - 1944 - 162.0**	**402 - 215 - 15**	**2526**	**210.5**	**862 - 4470**	**372.5**	**116**	**16-7**
	14.1	13	418 - 997 - 83.1	380 - 204 - 16	2409	200.8	798 - 3406	283.8	82	22-13
2003	**32.2**	**52**	**469 - 1734 - 133.4**	**438 - 249 - 13**	**3505**	**269.6**	**907 - 5239**	**403.0**	**91**	**29-12**
	16.7	23	472 - 1552 - 119.4	449 - 247 - 15	2768	212.9	921 - 4320	332.3	90	28-18
2002	**30.6**	**53**	**562 - 2618 - 187.0**	**419 - 217 - 10**	**2955**	**211.1**	**981 - 5513**	**398.1**	**109**	**22-11**
	21.5	35	497 - 1831 - 130.8	465 - 249 - 16	3293	235.2	962 - 5124	366.0	104	30-16
2001	**33.9**	**48**	**434 - 1756 - 192.2**	**325 - 184 - 13**	**2931**	**266.5**	**759 - 4687**	**426.1**	**93**	**15-8**
	26.1	36	398 - 1386 - 154.5	373 - 206 - 15	2534	230.4	771 - 3920	356.4	93	20-10
2000	**42.4**	**67**	**455 - 1980 - 165.0**	**469 - 290 - 14**	**4608**	**384.0**	**924 - 6588**	**549.0**	**123**	**10-7**
	10.2	15	387 - 887 - 73.9	447 - 220 - 19	2437	203.1	834 - 3324	277.0	132	29-14
1999	**34.3**	**49**	**397 - 1356 - 123.5**	**423 - 250 - 17**	**3332**	**302.9**	**820 - 4683**	**425.7**	**109**	**11-4**
	14.5	20	357 - 1057 - 98.8	305 - 217 - 22	2264	205.8	672 - 3351	304.6	96	18-7
1998	**32.1**	**43**	**515 - 1797 - 149.8**	**357 - 185 - 9**	**3019**	**251.6**	**872 - 4816**	**401.3**	**117**	**22-12**
	11.5	16	412 - 958 - 79.8	335 - 138 - 18	1620	135.0	747 - 2578	214.8	78	27-14
1997	**39.7**	**55**	**344 - 1233 - 112.1**	**440 - 262 - 11**	**3740**	**340.0**	**784 - 4973**	**452.1**	**113**	**18-6**
	15.2	22	379 - 571 - 51.9	338 - 164 - 22	2084	189.5	717 - 2655	241.4	82	20-10
1996	**38.7**	**54**	**423 - 1958 - 178.2**	**335 - 181 - 14**	**2541**	**231.0**	**759 - 4499**	**409.0**	**94**	**18-9**
	11.1	15	418 - 649 - 59.0	358 - 162 - 11	1875	170.5	775 - 2524	229.5	60	26-12
1995	**48.4**	**72**	**420 - 2451 - 222.8**	**465 - 297 - 14**	**3616**	**328.7**	**885 - 6067**	**551.5**	**76**	**18-6**
	18.3	27	446 - 1452 - 132.0	376 - 194 - 16	2347	213.4	822 - 3799	345.4	76	32-19
1994	**36.8**	**53**	**412 - 2080 - 189.1**	**264 - 441 - 18**	**3234**	**294.0**	**853 - 5314**	**483.1**	**85**	**18-13**
	16.6	22	377 - 1077 - 97.9	180 - 376 - 15	1860	169.1	753 - 2937	267.0	73	21-13
1993	**43.2**	**70**	**470 - 2667 - 222.3**	**327 - 469 - 6**	**3909**	**325.8**	**939 - 6576**	**548.0**	**102**	**18-12**
	9.4	15	397 - 1182 - 98.5	181 - 376 - 15	2232	186.0	773 - 3414	284.5	68	15-9
1992	**38.1**	**56**	**464 - 2252 - 204.7**	**214 - 387 - 17**	**2828**	**257.1**	**851 - 5080**	**461.8**	**89**	**27-14**
	15.6	19	400 - 1103 - 100.3	182 - 386 - 18	2114	192.2	786 - 3217	292.5	62	24-13
1991	**36.6**	**57**	**507 - 2287 - 190.6**	**234 - 390 - 11**	**3114**	**259.5**	**897 - 5401**	**450.1**	**89**	**15-6**
	15.5	23	398 - 994 - 82.8	192 - 378 - 25	2381	198.4	776 - 3375	281.3	62	23-12
1990	**39.5**	**57**	**422 - 2137 - 194.3**	**348 - 222 - 10**	**2785**	**253.2**	**770 - 4922**	**447.5**	**89**	**14-6**
	17.2	22	465 - 1646 - 149.6	318 - 163 - 21	1830	166.4	783 - 3476	316.0	72	34-16
1989	**34.8**	**48**	**393 - 1517 - 137.9**	**387 - 230 - 11**	**3448**	**313.5**	**780 - 4965**	**451.4**	**89**	**23-14**
	16.5	20	456 - 1496 - 136.0	325 - 161 - 23	2063	187.5	781 - 3559	323.5	74	26-16
1988	**40.2**	**58**	**443 - 2195 - 199.5**	**319 - 188 - 18**	**2676**	**243.3**	**762 - 4871**	**442.8**	**93**	**16-7**
	15.0	21	481 - 1662 - 151.1	278 - 110 - 18	1443	131.2	759 - 3105	282.3	83	29-9
1987	**40.9**	**55**	**530 - 2995 - 272.3**	**318 - 173 - 11**	**2366**	**215.1**	**848 - 5361**	**487.4**	**78**	**20-14**
	12.3	15	422 - 1453 - 132.1	310 - 129 - 15	1563	142.1	732 - 3016	274.2	59	31-17
1986	**33.2**	**45**	**464 - 2055 - 186.8**	**301 - 164 - 14**	**2142**	**194.7**	**775 - 4197**	**381.6**	**81**	**29-12**
	18.6	26	466 - 1432 - 130.2	290 - 141 - 15	1845	167.7	756 - 3277	297.9	65	34-14

YEAR-BY-YEAR TEAM STATISTICS

YEAR	POINTS PER GAME	TDS	RUSHING ATT - YARDS - AVG	PASSING ATT - COMP - INT	PASS YARDS	PASS YDS PER GAME	TOTAL OFF PLAYS - YARDS	YARDS PER GAME	PENALTIES	FUM-LOST
1985	**33.5**	**45**	**503 - 2369 - 215.4**	**277 - 149 - 17**	**2078**	**188.9**	**781 - 4447**	**404.3**	**79**	**35-15**
	21.4	30	457 - 1617 - 147.0	308 - 164 - 22	1924	174.9	765 - 3541	321.9	67	21-8
1984	**35.3**	**48**	**571 - 3021 - 274.6**	**236 - 119 - 9**	**1938**	**176.2**	**807 - 4959**	**450.8**	**89**	**34-15**
	21.3	29	452 - 1719 - 156.3	308 - 157 - 14	2390	217.3	760 - 4109	373.6	83	27-11
1983	**32.1**	**49**	**518 - 2522 - 229.3**	**313 - 176 - 14**	**2367**	**215.2**	**830 - 4889**	**444.5**	**73**	**25-18**
	28.1	37	476 - 1977 - 179.7	295 - 173 - 10	2202	200.2	772 - 4179	379.9	69	20-8
1982	**35.3**	**53**	**477 - 2339 - 212.6**	**348 - 190 - 14**	**2785**	**253.2**	**825 - 5124**	**465.8**	**70**	**33-17**
	22.0	31	529 - 2181 - 198.3	283 - 135 - 24	1912	173.8	812 - 4030	366.4	65	27-10
1981	**21.8**	**31**	**492 - 1955 - 177.7**	**309 - 157 - 18**	**1888**	**171.6**	**801 - 3843**	**349.4**	**56**	**24-13**
	26.0	36	481 - 1836 - 166.9	312 - 169 - 11	2367	215.2	793 - 4203	382.1	52	29-14
1980	**32.0**	**41**	**603 - 2138 - 194.4**	**232 - 136 - 11**	**1597**	**145.2**	**835 - 3735**	**339.6**	**49**	**23-6**
	7.7	10	408 - 984 - 89.5	241 - 106 - 18	1306	118.7	649 - 2290	208.2	57	27-19
1979	**29.0**	**39**	**515 - 1861 - 169.2**	**340 - 174 - 17**	**2214**	**201.3**	**855 - 4075**	**370.5**	**63**	**17-8**
	12.4	18	448 - 1304 - 118.6	267 - 91 - 23	1365	124.1	715 - 2669	242.6	48	45-15
1978	**28.4**	**42**	**476 - 1773 - 161.2**	**369 - 206 - 16**	**2749**	**249.9**	**845 - 4522**	**411.1**	**53**	**19-9**
	18.9	29	494 - 2000 - 181.8	228 - 117 - 17	1587	144.3	722 - 3587	326.1	49	32-18
1977	**24.9**	**34**	**462 - 1637 - 148.8**	**323 - 176 - 16**	**2466**	**224.2**	**785 - 4103**	**373.0**	**58**	**22-14**
	13.9	16	560 - 1773 - 161.2	215 - 91 - 14	1167	106.1	775 - 2940	267.3	48	33-14
1976	**18.6**	**26**	**488 - 1826 - 166.0**	**247 - 137 - 14**	**2040**	**185.5**	**741 - 3866**	**351.5**	**40**	**33-19**
	23.5	33	630 - 3069 - 279.9	135 - 68 - 5	949	86.3	770 - 3942	358.4	51	32-17
1975	**17.0**	**25**	**519 - 1803 - 163.9**	**252 - 136 - 12**	**1885**	**171.4**	**771 - 3688**	**335.3**	**71**	**33-16**
	19.4	26	594 - 2755 - 250.5	116 - 53 - 11	698	63.5	710 - 3453	313.9	53	41-23
1974	**11.8**	**17**	**432 - 1703 - 154.8**	**293 - 153 - 20**	**1769**	**160.8**	**725 - 3472**	**315.6**	**85**	**33-19**
	26.3	38	641 - 3069 - 279.0	161 - 81 - 8	1399	127.2	802 - 4468	406.2	46	42-24
1973	**8.9**	**13**	**377 - 1166 - 106.0**	**325 - 138 - 21**	**1698**	**154.4**	**702 - 2864**	**260.3**	**63**	**39-22**
	30.1	43	605 - 3041 - 276.5	252 - 130 - 15	1855	168.7	857 - 4896	445.1	75	36-15
1972	**26.2**	**39**	**421 - 1500 - 136.4**	**389 - 209 - 23**	**2974**	**270.4**	**810 - 4474**	**406.7**	**74**	**28-16**
	20.4	31	533 - 1919 - 174.5	268 - 125 - 22	1709	155.4	801 - 3628	329.2	51	30-14
1971	**24.6**	**33**	**411 - 1305 - 118.6**	**338 - 186 - 20**	**2750**	**250.0**	**749 - 4055**	**368.6**	**61**	**32-20**
	11.7	15	514 - 1472 - 133.8	259 - 122 - 17	1389	126.3	773 - 2861	260.1	50	33-16
1970	**23.1**	**31**	**442 - 1379 - 125.4**	**345 - 175 - 16**	**2838**	**258.0**	**787 - 4217**	**383.4**	**71**	**31-22**
	17.7	26	519 - 1861 - 169.2	296 - 133 - 17	1661	151.0	815 - 3532	320.2	52	32-15
1969	**22.0**	**27**	**421 - 1049 - 104.9**	**356 - 191 - 19**	**2550**	**255.0**	**777 - 3599**	**359.9**	**62**	**42-27**
	18.2	25	468 - 1560 - 156.0	225 - 103 - 20	1239	123.9	693 - 2799	279.9	51	36-20
1968	**28.1**	**37**	**436 - 1484 - 148.4**	**356 - 195 - 13**	**2844**	**284.4**	**792 - 4328**	**432.8**	**55**	**13-9**
	18.0	24	462 - 1811 - 181.1	226 - 115 - 25	1392	139.2	688 - 3203	320.3	44	27-12
1967	**23.3**	**30**	**371 - 1202 - 120.2**	**352 - 190 - 21**	**2584**	**258.4**	**723 - 3786**	**378.6**	**57**	**21-13**
	17.0	22	445 - 1509 - 150.9	194 - 86 - 17	1146	114.6	639 - 2655	265.5	54	30-12
1966	**25.4**	**34**	**384 - 1277 - 127.7**	**350 - 187 - 14**	**2467**	**246.7**	**734 - 3744**	**374.4**	**53**	**10-5**
	18.7	23	384 - 1453 - 145.3	229 - 112 - 18	1543	154.3	613 - 2996	199.6	46	22-14
1965	**12.1**	**15**	**384 - 1396 - 139.6**	**256 - 114 - 15**	**1296**	**129.6**	**640 - 2692**	**269.2**	**53**	**13-5**
	11.9	16	436 - 1835 - 183.5	181 - 89 - 5	1212	121.2	577 - 2517	251.7	50	21-14
1964	**22.7**	**29**	**409 - 1386 - 138.6**	**249 - 147 - 10**	**2029**	**202.9**	**658 - 3415**	**341.5**	**58**	**17-9**
	6.6	10	349 - 750 - 75.0	195 - 76 - 10	1061	106.1	545 - 1811	181.1	62	32-23
1963	**16.7**	**23**	**380 - 1344 - 134.4**	**181 - 90 - 11**	**1156**	**115.6**	**561 - 2500**	**250.0**	**52**	**29-15**
	9.3	12	446 - 1384 - 138.4	172 - 83 - 10	885	88.5	618 - 2269	226.9	28	24-10
1962	**17.0**	**23**	**450 - 1541 - 154.1**	**223 - 118 - 9**	**1596**	**159.6**	**673 - 3137**	**313.7**	**60**	**19-11**
	6.9	10	379 - 1301 - 130.1	148 - 67 - 14	693	69.3	527 - 1994	199.4	51	28-12
1961	**9.3**	**12**	**454 - 1484 - 148.4**	**140 - 69 - 9**	**672**	**67.2**	**594 - 2156**	**215.6**	**49**	**19-10**
	12.8	18	424 - 1526 - 152.6	178 - 89 - 12	1132	113.2	602 - 2658	265.8	66	29-14
1960	**11.1**	**16**	**425 - 1289 - 128.9**	**200 - 96 - 14**	**1046**	**104.6**	**625 - 2335**	**233.5**	**49**	**18-12**
	13.6	18	479 - 1840 - 184.0	153 - 80 - 10	993	99.3	632 - 2833	283.3	51	32-16
1959	**14.9**	**22**	**435 - 1267 - 126.7**	**212 - 104 - 10**	**1222**	**122.2**	**647 - 2489**	**248.9**	**42**	**27-16**
	13.2	10	474 - 1591 - 159.1	163 - 75 - 14	1090	109.0	637 - 2681	268.1	74	17-9
1958	**21.2**	**29**	**441 - 1773 - 177.3**	**176 - 80 - 15**	**1043**	**104.3**	**617 - 2816**	**281.6**	**64**	**26-16**
	10.9	15	482 - 1646 - 164.6	126 - 51 - 14	675	67.5	608 - 2321	232.1	53	31-20
1957	**13.6**	**20**	**443 - 1642 - 164.2**	**164 - 71 - 17**	**786**	**78.6**	**607 - 2428**	**242.8**	**56**	**27-18**
	16.5	24	512 - 2127 - 212.7	126 - 61 - 10	789	78.9	628 - 2916	291.6	52	36-26
1956	**17.8**	**26**	**443 - 1727 - 172.7**	**151 - 82 - 7**	**960**	**96.0**	**594 - 2687**	**268.7**	**69**	**22-15**
	11.6	19	476 - 1827 - 182.7	123 - 61 - 11	812	81.2	599 - 2639	263.9	58	29-17
1955	**14.7**	**22**	**424 - 1517 - 151.7**	**147 - 75 - 12**	**990**	**99.0**	**571 - 2507**	**250.7**	**57**	**26-14**
	18.6	27	500 - 1960 - 196.0	146 - 73 - 10	1089	108.9	646 - 3049	304.9	60	29-18
1954	**23.4**	**39**	**432 - 1689 - 153.6**	**216 - 107 - 21**	**1745**	**158.6**	**648 - 3428**	**311.6**	**67**	**29-16**
	13.0	22	469 - 1798 - 163.5	187 - 72 - 20	900	81.8	656 - 2698	245.3	52	44-25
1953	**18.3**	**27**	**507 - 2142 - 214.2**	**165 - 63 - 20**	**936**	**93.6**	**672 - 3078**	**307.8**	**76**	**24-15**
	14.6	22	438 - 1595 - 159.5	149 - 50 - 8	628	62.8	587 - 2223	222.3	48	34-22
1952	**10.1**	**15**	**640 - 1600 - 160.0**	**174 - 64 - 20**	**821**	**82.1**	**814 - 2421**	**242.1**	**61**	**34-19**
	26.1	38	626 - 2048 - 204.8	153 - 74 - 15	1162	116.2	779 - 3210	321.0	64	28-18
1951	**24.3**	**29**	**n/a**	**n/a**	**n/a**	**n/a**	**n/a**	**n/a**	**n/a**	**n/a**
	9.0	10	n/a	n/a	n/a	n/a	n/a	n/a	n/a	n/a
1950	**27.4**	**33**	**420 - 1807 - 225.9**	**119 - 44 - 12**	**939**	**117.4**	**539 - 2746**	**343.3**	**n/a**	**n/a**
	6.8	8	352 - 818 - 102.2	138 - 60 - 19	572	71.5	490 - 1390	173.8	n/a	n/a
1949	**30.2**	**41**	**2187 - 243.0**	**107 - 35 - 13**	**716**	**79.6**	**84 - 2403**	**322.6**	**n/a**	**44-19**
	5.9	8	741 - 82.3	175 - 61 - 24	671	74.6	118 - 1351	156.9	n/a	41-17
1948	**19.0**	**24**	**1682 - 210.3**	**84 - 35 - 11**	**721**	**90.1**	**107 - 2903**	**300.4**	**n/a**	**18-7**
	8.0	10	721 - 90.1	118 - 47 - 21	630	78.8	175 - 1412	168.9	n/a	15-9
1947	**3.6**	**3**	**287 - 57.4**	**87 - 32 - 14**	**400**	**80.0**	**87 - 687**	**137.4**	**n/a**	**n/a**
	18.0	14	n/a	n/a	n/a	n/a	n/a	n/a	n/a	n/a

*Florida State numbers in **bold**.*

FLORIDA STATE VS. ALL OPPONENTS

Team	First MTG	Last MTG	Site	Last Score	W	L	T
Abilene Christian	1953	1957	H	34-7	1	2	0
Alabama[3]	1965	2025	H	31-17	2	3	1
UAB[3]	2001	2007	H	34-24	3	0	0
Alabama State	2019	2019	H	49-12	1	0	0
Arizona State[1]	1971	2019	N	14-20	3	2	0
Auburn[1]	1954	2013	N	34-31	5	13	1
Baylor	1965	1974	H	17-21	1	2	0
Bethune-Cookman	2013	2013	H	54-6	1	0	0
Boise State	2019	2019	H	31-36	0	1	0
Boston College[3]	1957	2024	H	13-28	16	6	0
BYU	1991	2010	H	34-10	4	0	0
California	2024	2024	H	14-9	1	0	0
UCF	1995	1995	H	46-14	1	0	0
Charleston Southern	2011	2024	H	41-7	3	0	0
Chattanooga	1984	2015	H	52-13	3	0	0
Cincinnati	1977	1990	H	70-21	6	0	0
The Citadel	1955	2014	H	37-12	6	0	1
Clemson	1970	2025	A	10-24	21	17	0
Colorado[3]	2003	2008	N	39-21	3	0	0
Colorado State	1972	1974	H	7-14	1	1	0
Cumberland	1947	1948	H	30-0	1	1	0
Delaware State	2017	2017	H	77-6	1	0	0
Delta State	1951	1951	H	34-0	1	0	0
Duke[4]	1992	2024	A	16-23	22	1	0
Duquesne	2022	2022	H	47-7	1	0	0
East Carolina	1980	1990	H	45-24	7	0	0
East Texas A&M	2025	2025	H	77-6	1	0	0
Erskine	1948	1949	H	26-7	1	1	0
Florida[1]	1958	2025	A	21-40	28	39	2
Furman	1952	1987	H	41-10	8	2	0
George Washington	1961	1961	H	15-7	1	0	0
Georgia[1]	1954	2023	N	3-63	4	7	1
Georgia Southern	1988	1990	H	48-6	2	0	0
Georgia Tech	1952	2024	N	21-24	15	12	1
Houston[1]	1960	2015	H	24-38	2	13	2
Idaho	2013	2013	H	80-14	1	0	0
Indiana[1]	1986	1986	N	27-13	1	0	0
Iowa State	1975	2002	N	38-31	1	1	0
Jacksonville NAS	1951	1951	A	39-0	1	0	0
Jacksonville State^	1947	2021	H	17-20	2	2	0
Kansas	1971	1993	N	42-0	5	2	0
Kansas State	1970	1977	A	18-10	3	0	0
Kentucky[1]	1960	2007	N	28-35	1	4	1
Kent State	2025	2025	H	66-10	1	0	0

Team	First MTG	Last MTG	Site	Last Score	W	L	T
Livingston State	1948	1949	N	6-13	1	1	0
ULM	2011	2019	H	45-44	3	0	0
LSU[1]	1968	2023	N	45-24	9	2	0
Louisiana	2022	2022	H	49-17	1	0	0
Louisiana Tech	1952	1999	H	41-7	2	2	0
Louisville	1952	2023	N	16-6	18	6	0
Maryland[3]	1966	2013	H	63-0	22	2	0
UMass	2021	2021	H	59-3	1	0	0
Memphis (State)	1959	2024	H	12-20	10	8	1
Miami[1]	1951	2025	H	22-28	33	37	0
Michigan[1]	1986	2016	N	33-32	2	1	0
Michigan State	1987	1988	H	30-7	2	0	0
Middle Tennessee State	1991	1991	H	39-10	1	0	0
Millsaps	1948	1949	H	40-0	2	0	0
Mississippi	1961	2016	N	45-34	1	1	0
Mississippi College	1948	1950	H	33-0	3	0	0
Mississippi State	1966	1979	H	17-6	7	2	0
Murray State	2012	2012	H	69-3	1	0	0
Navy	1978	1978	H	38-6	1	0	0
Nebraska[1]	1980	1993	N	18-16	6	2	0
Nevada	2013	2013	H	62-7	1	0	0
Newberry	1950	1950	A	24-0	1	0	0
New Mexico State	1964	1964	H	36-0	1	0	0
North Alabama	2023	2023	H	58-13	1	0	0
North Carolina[1]	1983	2024	H	11-35	17	4	1
NC State[3]	1952	2025	A	11-21	27	17	0
North Texas State	1976	1977	H	35-14	2	0	0
Northern Illinois[1]	2012	2018	H	37-19	2	0	0
Notre Dame[1]	1981	2024	A	3-52	6	6	0
Ohio	1956	1956	H	47-7	1	0	0
Ohio State[1]	1981	1997	N	31-14	3	0	0
Oklahoma[1]	1965	2022	N	35-32	2	6	0
Oklahoma State[1]	1958	2014	N	37-31	4	1	0
Oregon[1]	2014	2014	N	20-59	0	1	0
Penn State[1]	1968	2006	N	23-26	1	1	1
Pitt	1971	2025	H	31-34	5	7	0
Randolph Macon	1950	1950	H	40-7	1	0	0
Rice[3]	2006	2006	H	55-7	1	0	0
Richmond	1959	1961	H	13-7	3	0	0
Samford^^	1950	2018	H	36-26	3	0	0
San Diego State	1973	1977	A	16-41	0	2	0
Savannah State	2012	2012	H	55-0	1	0	0
Sewanee	1949	1950	H	14-8	2	0	0

Team	First MTG	Last MTG	Site	Last Score	W	L	T
USC	1997	1998	H	30-10	2	0	0
South Carolina[1]	1966	2010	N	26-17	16	3	0
USF	2009	2016	A	55-35	3	1	0
Southern Illinois	1982	1982	H	59-8	1	0	0
SMU	2024	2024	A	16-42	0	1	0
Southern Miss[1]	1952	2023	H	66-13	15	8	1
Stanford	2025	2025	A	13-20	0	1	0
Stetson	1947	1954	A	47-6	6	1	1
Sul Ross State	1951	1951	H	35-12	1	0	0
Syracuse	1966	2023	H	41-3	14	2	0
Tampa	1948	1959	A	33-0	9	2	0
Temple	1984	1984	H	44-27	1	0	0
Tennessee[1]	1958	1998	N	16-23	1	1	0
Tennessee Tech	1947	1958	H	22-7	1	1	0
Texas A&M[1]	1967	1998	N	23-14	4	0	0
TCU	1963	1965	A	3-7	1	2	0
Texas State	2015	2015	H	59-16	1	0	0
Texas Tech[1]	1966	1987	H	40-16	4	1	0
Texas Western[1]	1954	1954	N	20-47	0	1	0
Toledo	1986	1986	H	24-0	1	0	0
Troy (State)	1947	2006	H	24-17	5	1	0
Tulane[2]	1983	1992	H	70-7	10	0	0
Tulsa	1969	1985	H	76-14	5	0	0
UCLA[1&3]	2006	2006	N	44-27	1	0	0
Utah State	1975	1975	H	17-8	1	0	0
Villanova	1954	1957	A	7-21	3	1	0
Virginia[3]	1992	2025	A	38-46	15	5	0
VMI	1952	1954	A	33-19	2	1	0
Virginia Tech[1]	1955	2025	H	34-14	25	13	1
Wake Forest	1956	2025	H	42-7	32	9	1
West Virginia[1]	1982	2009	N	33-21	3	0	0
Western Carolina	1981	2008	H	69-0	3	0	0
Western Michigan[3]	1991	2006	H	28-20	2	0	0
Whiting Field	1949	1949	H	74-0	1	0	0
Wichita State	1969	1986	H	59-3	2	0	0
William & Mary	1959	1960	H	22-0	1	1	0
Wisconsin[1]	2008	2008	N	42-13	1	0	0
Wofford[1]	1949	1952	A	27-13	3	0	0
Wyoming[1]	1966	1966	N	20-28	0	1	0

[1]Bowl Games Included; [2]Forfeit Included;
[3]Record indicates vacated win; [4]Record includes two vacated wins;
^Formerly known as Alabama State in 1947
^^Formerly known as Howard in 1950

HOMECOMING RESULTS (63-12-1)

Year	Opponent	FSU	Opp
1948	Tampa	33	12
1949	Millsaps	40	0
1950	Sewanee	14	8
1951	Stetson	13	10
1952	Furman	0	9
1953	Stetson	13	6
1954	Furman	33	14
1955	The Citadel	39	0
1956	Wake Forest	14	14
1957	Virginia Tech	20	7
1958	Tampa	43	0
1959	William & Mary	0	9
1960	Kentucky	0	23
1961	Southern Miss	0	12
1962	Houston	0	7
1963	NC State	14	0
1964	Kentucky	48	6
1965	Wake Forest	35	0
1966	Wake Forest	28	0
1967	Texas Tech	28	12

Year	Opponent	FSU	Opp
1968	Wake Forest	42	24
1969	South Carolina	34	9
1970	Virginia Tech	34	8
1971	Mississippi State	27	9
1972	Colorado State	33	0
1973	Memphis State	10	13
1974	Virginia Tech	21	56
1975	Miami	22	24
1976	Southern Miss	30	27
1977	North Texas State	35	14
1978	Navy	38	6
1979	South Carolina	27	7
1980	Boston College	41	7
1981	Western Carolina	56	31
1982	Southern Illinois	59	8
1983	Cincinnati	43	17
1984	Chattanooga	37	0
1985	Western Carolina	50	10
1986	Southern Miss	49	13
1987	Tulane	73	14

Year	Opponent	FSU	Opp
1988	Georgia Southern	28	10
1989	South Carolina	35	10
1990	Cincinnati	70	21
1991	Middle Tennessee State	39	10
1992	Maryland	69	21
1993	Wake Forest	54	0
1994	Clemson	17	0
1995	Georgia Tech	42	10
1996	Virginia	31	24
1997	NC State	48	35
1998	Clemson	48	0
1999	Wake Forest	33	10
2000	Duke	63	14
2001	NC State	28	34
2002	North Carolina	40	14
2003	NC State (OT)	50	44
2004	Duke	29	7
2005	Maryland	35	27
2006	Western Michigan	28	20
2007	Duke	25	6

Year	Opponent	FSU	Opp
2008	Boston College	17	27
2009	NC State	45	42
2010	North Carolina	35	37
2011	Virginia	13	14
2012	Duke	48	7
2013	Syracuse	59	3
2014	Virginia	34	20
2015	NC State	34	17
2016	Wake Forest	17	6
2017	Delaware State	77	6
2018	Wake Forest	38	17
2019	Syracuse	35	17
2020	No Homecoming Game	(Pandemic)	
2021	UMass	59	3
2022	No Homecoming Game	(Hurricane Ian)	
2023	Duke	38	20
2024	Charleston Southern	41	7
2025	Wake Forest	42	7

BEST PERFORMANCES BY OPPONENTS

INDIVIDUAL

Most Yards Rushing	304	Sam Dejarnette	Southern Miss	1982
Most Rushing Attempts	43	Sam Dejarnette	Southern Miss	1982
Most Yards Passing	532	Jeff VanRaaphorst	Arizona State	1984
Most Passes Attempted	62	Scott Milanovich	Maryland	1995
Most Passes Completed	46	Scott Milanovich	Maryland	1995
Most Passes Caught	16	Alvin Pearman	Virginia	2003
	16	Geroy Simon	Maryland	1995
Most Yards Receiving	229	Gary Williams	Ohio State	1981
Longest TD Run From Scrimmage	94	Roger Craig	Nebraska	1981
Longest Punt Return	87	Darrell Blackman (TD)	NC State	2004
Most TDs on Returns	2	Henry Williams	East Carolina	1983
	2	Justin Miller	Clemson	2004 (2 kickoffs)
Most Interceptions	4	Bryant Gilliard	South Carolina	1984
Longest Interception Return	99	Trey Songy (TD)	Tulane	1983
Longest Kickoff Return	100	Anthony Collins (TD)	East Carolina	1980
Longest Pass Play	95	Ronnie Fletcher to Ben Hart (TD)	Oklahoma ('65 Gator)	1964
Longest Punt	77	Jim Walton	Boston College	1976
		Rob Rajsich	Miami	1978
Longest Field Goal	61	Wayne Latimer	Virginia Tech	1975
Most Field Goals	6	Bobby Raymond	Florida	1983
Most Fumbles Recovered	3	John Hohesiel	Wichita State	1969

TEAM

Points	63	Louisville	2016
		Georgia (Orange)	2023
Yards Rushing	472	Nebraska	1981
Rushing Attempts	80	Houston	1974
Yards Passing	532	Arizona State	1984
Passes Attempted	62	Maryland	1995
Passes Completed	46	Maryland	1995
Total Offense	673	Georgia (Orange)	2023
Most Fumbles	17	Wichita State	1969
Most Fumbles Lost	10	Wichita State	1969
Most Interceptions Made	7	South Carolina	1984
Most Interceptions Returned for TDs	2	Auburn	1985
Penalties	18	South Carolina	1985
		Boston College	2023

FLORIDA STATE SERIES HISTORY

Abilene Christian (1-2-0)

10/10/1953	Tallahassee	L	7-20
9/25/1954	Tallahassee	L	0-13
10/19/1957	Tallahassee	W	34-7

Alabama (2-3-1)

10/23/1965	Tuscaloosa	L	0-21
9/23/1967	Birmingham	T	37-37
10/12/1974	Tuscaloosa	L	7-8
9/29/2007	Jacksonville	W*	21-14
9/2/2017	Atlanta	L	7-24
8/30/2025	Tallahassee	W	31-17

**-Victory vacated*

Alabama State (1-0-0)

11/16/2019	Tallahassee	W	49-12

Arizona State (3-2-0)

12/27/1971	Tempe^	L	38-45
9/15/1979	Tampa	W	31-3
10/29/1983	Tempe	W	29-26
11/3/1984	Tempe	W	52-44
12/31/2019	El Paso#	L	14-20

^-Fiesta Bowl; #-Sun Bowl

Auburn (5-13-1)

10/23/1954	Auburn	L	0-33
11/24/1956	Auburn	L	7-13
11/23/1957	Tallahassee	L	7-29
11/19/1960	Auburn	L	21-57
11/24/1962	Auburn	T	14-14
11/23/1963	Auburn	L	15-21
10/28/1972	Auburn	L	14-27
10/26/1974	Auburn	L	6-38
10/25/1975	Tallahassee	L	14-17
10/23/1976	Auburn	L	19-31
10/22/1977	Tallahassee	W	24-3
10/1/1983	Auburn	L	24-27
10/13/1984	Tallahassee	L	41-42
10/12/1985	Auburn	L	27-59
11/7/1987	Auburn	W	34-6
1/2/1989	New Orleans^	W	13-7
10/21/1989	Tallahassee	W	22-14
10/20/1990	Auburn	L	17-20
1/6/2014	Pasadena$	W	34-31

^-Sugar Bowl; $-BCS National Championship

Baylor (1-2-0)

10/2/1965	Tallahassee	W	9-7
10/6/1973	Waco	L	14-21
10/5/1974	Tallahassee	L	17-21

Bethune-Cookman (1-0-0)

9/21/2013	Tallahassee	W	54-6

Boise State (0-1-0)

8/31/2019	Tallahassee	L	31-36

Boston College (16-6-0)

9/28/1957	Chestnut Hill	L	7-20
10/9/1976	Chestnut Hill	W	28-9
10/18/1980	Tallahassee	W	41-7
9/17/2005	Chestnut Hill	W	28-17
10/21/2006	Tallahassee	L	19-24
11/3/2007	Chestnut Hill	W*	27-17
11/15/2008	Tallahassee	L	17-27
10/3/2009	Chestnut Hill	L	21-28
10/16/2010	Tallahassee	W	24-19
11/3/2011	Chestnut Hill	W	38-7
10/13/2012	Tallahassee	W	51-7
9/28/2013	Chestnut Hill	W	48-34
11/22/2014	Tallahassee	W	20-17
9/18/2015	Chestnut Hill	W	14-0
11/11/2016	Tallahassee	W	45-7
10/27/2017	Chestnut Hill	L	3-35
11/17/2018	Tallahassee	W	22-21
11/09/2019	Chestnut Hill	W	38-31
11/20/2021	Chestnut Hill	W	26-23
9/24/2022	Tallahassee	W	44-14
9/16/2023	Chestnut Hill	W	31-29
9/2/2024	Tallahassee	L	13-28

**-Victory vacated*

BYU (4-0-0)

8/29/1991	Anaheim	W	44-28
8/26/2000	Jacksonville	W	29-3
9/19/2009	Provo	W	54-28
9/18/2010	Tallahassee	W	34-10

California (1-0-0)

9/21/2024	Tallahassee	W	14-9

Charleston Southern (3-0-0)

9/10/2011	Tallahassee	W	62-10
9/10/2016	Tallahassee	W	52-8
11/23/2024	Tallahassee	W	41-7

Chattanooga (3-0-0)

11/17/1984	Tallahassee	W	37-0
9/13/2008	Tallahassee	W	46-7
11/21/2015	Tallahassee	W	52-13

Cincinnati (6-0-0)

10/8/1977	Tallahassee	W	14-0
10/7/1978	Tallahassee	W	26-21
11/3/1979	Cincinnati	W	26-21
9/4/1982	Tallahassee	W	38-31
10/15/1983	Tallahassee	W	43-17
11/10/1990	Tallahassee	W	70-21

The Citadel (6-0-1)

11/19/1955	Tallahassee	W	39-0
9/26/1959	Tallahassee	W	47-6
10/8/1960	Charleston	T	0-0
11/11/1961	Tallahassee	W	44-8
9/15/1962	Tallahassee	W	49-0
9/10/2005	Tallahassee	W	62-10
9/6/2014	Tallahassee	W	37-12

Clemson (21-17-0)

11/7/1970	Tallahassee	W	38-13
11/1/1975	Clemson	W	43-7
10/30/1976	Tallahassee	L	12-15
9/17/1988	Clemson	W	24-21
9/9/1989	Tallahassee	L	23-34
9/12/1992	Clemson	W	24-20
9/11/1993	Tallahassee	W	57-0
10/22/1994	Tallahassee	W	17-0
9/9/1995	Clemson	W	45-26
10/5/1996	Tallahassee	W	34-3
9/20/1997	Clemson	W	35-28
10/17/1998	Tallahassee	W	48-0
10/23/1999	Clemson	W	17-14
11/4/2000	Tallahassee	W	54-7
11/3/2001	Clemson	W	41-27
10/3/2002	Tallahassee	W	48-31
11/8/2003	Clemson	L	10-26
9/25/2004	Tallahassee	W	41-22
11/12/2005	Clemson	L	14-35
9/16/2006	Tallahassee	L	20-27
9/3/2007	Clemson	L	18-24
11/8/2008	Tallahassee	W	41-27
11/7/2009	Clemson	L	24-40
11/13/2010	Tallahassee	W	16-13
9/24/2011	Clemson	L	30-35
9/22/2012	Tallahassee	W	49-37
10/19/2013	Clemson	W	51-14
9/20/2014	Tallahassee	W	23-17 (OT)
11/7/2015	Clemson	L	13-23
10/29/2016	Tallahassee	L	34-37
11/11 2017	Clemson	L	14-31
10/27/2018	Tallahassee	L	10-59
10/12/2019	Clemson	L	14-45
10/30/2021	Clemson	L	20-30
10/15/2022	Tallahassee	L	28-34
9/23/2023	Clemson	W	31-24 (OT)
10/5/2024	Tallahassee	L	13-29
11/8/2025	Clemson	L	10-24

Colorado (3-0-0)

9/20/2003	Tallahassee	W	47-7
9/15/2007	Boulder	W*	16-6
9/27/2008	Jacksonville	W	39-21

**-Victory vacated*

Colorado State (1-1-0)

10/21/1972	Tallahassee	W	37-0
9/21/1974	Tallahassee	L	7-14

Cumberland (1-1-0)

11/11/1947	Lebanon	L	0-6
10/9/1948	Tallahassee	W	30-0

Delaware State (1-0-0)

11/18/2017	Tallahassee	W	77-6

Delta State (1-0-0)

10/13/1951	Tallahassee	W	34-0

Duke (22-1-0)

9/5/1992	Tallahassee	W	48-21
9/4/1993	Durham	W	45-7
10/29/1994	Tallahassee	W	59-20
9/2/1995	Orlando	W	70-26
9/7/1996	Tallahassee	W	44-7
10/11/1997	Durham	W	51-27
9/19/1998	Tallahassee	W	62-13
10/2/1999	Jacksonville	W	51-23
10/14/2000	Tallahassee	W	63-14
9/1/2001	Durham	W	55-13
9/21/2002	Tallahassee	W	48-17
9/27/2003	Durham	W	56-7
11/6/2004	Tallahassee	W	29-7
10/22/2005	Durham	W	55-24
10/14/2006	Durham	W*	51-24
10/27/2007	Tallahassee	W*	25-6
10/15/2011	Durham	W	41-16
10/27/2012	Tallahassee	W	48-7
12/7/2013	Charlotte!	W	45-7
10/14/2017	Durham	W	17-10
12/12/2020	Tallahassee	W	56-35
10/21/2023	Tallahassee	W	38-20
10/18/2024	Durham	L	16-23

!-ACC Championship Game
**-Victory vacated*

Duquesne (1-0-0)

8/27/2022	Tallahassee	W	47-7

East Carolina (7-0-0)

9/20/1980	Tallahassee	W	63-7
10/16/1982	Tallahassee	W	56-17
9/3/1983	Tallahassee	W	47-46
9/1/1984	Tallahassee	W	48-17
9/12/1987	Greenville	W	44-3
10/15/1988	Tallahassee	W	45-21
9/8/1990	Tallahassee	W	45-24

East Texas A&M (1-0-0)

9/6/2025	Tallahassee	W	77-3

Erskine (1-1-0)

10/16/1948	Anderson	L	6-14
10/15/1949	Tallahassee	W	26-7

Florida (28-39-2)

11/22/1958	Gainesville	L	7-21
11/21/1959	Gainesville	L	8-18
9/24/1960	Gainesville	L	0-3
9/30/1961	Gainesville	T	3-3
11/17/1962	Gainesville	L	7-20
11/30/1963	Gainesville	L	0-7
11/21/1964	Tallahassee	W	16-7
11/27/1965	Gainesville	L	17-30
10/8/1966	Tallahassee	L	19-22
11/25/1967	Gainesville	W	21-16
9/28/1968	Tallahassee	L	3-9
10/4/1969	Gainesville	L	6-21
10/10/1970	Tallahassee	L	27-38
10/16/1971	Gainesville	L	15-17
10/7/1972	Tallahassee	L	13-42
12/1/1973	Gainesville	L	0-49
10/19/1974	Tallahassee	L	14-24
10/18/1975	Gainesville	L	8-34
10/16/1976	Tallahassee	L	26-33
12/3/1977	Gainesville	W	37-9
11/25/1978	Tallahassee	W	38-21
11/23/1979	Gainesville	W	27-16
12/6/1980	Tallahassee	W	17-13
11/28/1981	Gainesville	L	3-35
12/4/1982	Tallahassee	L	10-13
12/3/1983	Gainesville	L	14-53
12/1/1984	Tallahassee	L	17-27
11/30/1985	Gainesville	L	14-38
11/29/1986	Tallahassee	L	13-17
11/28/1987	Gainesville	W	28-14
11/26/1988	Tallahassee	W	52-17
12/2/1989	Gainesville	W	24-17
12/1/1990	Tallahassee	W	45-30
11/30/1991	Gainesville	L	9-41
11/28/1992	Tallahassee	W	45-24
11/27/1993	Gainesville	W	33-21
11/26/1994	Tallahassee	T	31-31
1/2/1995	New Orleans^	W	23-17
11/25/1995	Gainesville	L	24-35
11/30/1996	Tallahassee	W	24-21
1/2/1997	New Orleans^	L	20-52
11/22/1997	Gainesville	L	29-32
11/21/1998	Tallahassee	W	23-12
11/20/1999	Gainesville	W	30-23
11/18/2000	Tallahassee	W	30-7
11/17/2001	Gainesville	L	13-37
11/30/2002	Tallahassee	W	31-14
11/29/2003	Gainesville	W	38-34
11/20/2004	Tallahassee	L	13-20
11/26/2005	Gainesville	L	7-34
11/25/2006	Tallahassee	L	14-21
11/24/2007	Gainesville	L	12-45
11/29/2008	Tallahassee	L	15-45
11/28/2009	Gainesville	L	10-37
11/27/2010	Tallahassee	W	31-7
11/26/2011	Gainesville	W	21-7
11/24/2012	Tallahassee	L	26-37
11/30/2013	Gainesville	W	37-7
11/29/2014	Tallahassee	W	24-19
11/28/2015	Gainesville	W	27-2
11/26/2016	Tallahassee	W	31-13
11/25/2017	Gainesville	W	38-22
11/24/2018	Tallahassee	L	14-41
11/30/2019	Gainesville	L	17-40
11/27/2021	Gainesville	L	21-24
11/25/2022	Tallahassee	W	45-38
11/25/2023	Gainesville	W	24-15
11/30/2024	Tallahassee	L	11-31
11/29/2025	Gainesville	L	21-40

^-Sugar Bowl

Furman (8-2-0)

11/15/1952	Tallahassee	L	0-9
11/14/1953	Tallahassee	L	7-14
11/13/1954	Tallahassee	W	33-14
11/11/1955	Greenville	W	19-6
11/10/1956	Tallahassee	W	42-7
9/21/1957	Tallahassee	W	27-7
9/20/1958	Tallahassee	W	42-6
9/29/1962	Tallahassee	W	42-0
11/2/1963	Tallahassee	W	49-6
11/14/1987	Tallahassee	W	41-10

George Washington (1-0-0)

9/16/1961	Tallahassee	W	15-7

FLORIDA STATE SERIES HISTORY

Georgia (4-7-1)

9/18/1954	Tallahassee	L	0-14
10/15/1955	Tallahassee	L	14-47
9/29/1956	Athens	L	0-3
10/11/1958	Jacksonville	L	13-28
10/31/1959	Athens	L	0-42
10/14/1961	Tallahassee	W	3-0
10/20/1962	Athens	W	18-0
10/17/1964	Athens	W	17-14
10/16/1965	Tallahassee	W	10-3
12/22/1984	Orlando#	T	17-17
1/1/2003	New Orleans^	L	13-26
12/30/2023	Miami Gardens$	L	3-63

#-Citrus Bowl; ^-Sugar Bowl; $-Orange Bowl

Georgia Southern (2-0-0)

10/8/1988	Tallahassee	W	28-10
9/15/1990	Tallahassee	W	48-6

Georgia Tech (15-12-1)

11/22/1952	Atlanta	L	0-30
10/22/1955	Atlanta	L	0-34
9/26/1958	Atlanta	L	3-17
11/10/1962	Atlanta	T	14-14
11/9/1963	Atlanta	L	7-15
9/19/1970	Atlanta	L	13-23
11/13/1971	Atlanta	L	6-12
10/4/1975	Atlanta	L	0-30
10/17/1992	Atlanta	W	29-24
10/2/1993	Tallahassee	W	51-0
11/5/1994	Atlanta	W	41-10
10/21/1995	Tallahassee	W	42-10
11/2/1996	Atlanta	W	49-3
10/18/1997	Tallahassee	W	38-0
10/24/1998	Atlanta	W	34-7
9/11/1999	Tallahassee	W	41-35
9/9 2000	Atlanta	W	26-21
12/1/2001	Tallahassee	W	28-17
11/9/2002	Atlanta	W	21-13
9/13/2003	Tallahassee	W	14-13
11/1/2008	Atlanta	L	28-31
10/10/2009	Tallahassee	L	44-49
12/1/2012	Charlotte!	W	21-15
12/6/2014	Charlotte!	W	37-35
10/24/2015	Atlanta	L	16-22
9/12/2020	Tallahassee	L	13-16
10/29/2022	Tallahassee	W	41-16
8/24/2024	Dublin, Ireland	L	21-24

!-ACC Championship Game

Houston (2-13-2)

11/12/1960	Tallahassee	L	6-7
11/25/1961	Houston	L	8-28
11/3/1962	Tallahassee	L	0-7
11/7/1964	Houston	T	13-13
11/20/1965	Tallahassee	T	16-16
9/17/1966	Tallahassee	L	13-21
9/15/1967	Houston	L	13-33
11/29/1968	Jacksonville	W	40-20
11/29/1969	Houston	L	13-41
11/26/1970	Tampa	L	21-53
10/30/1971	Houston	L	7-14
11/4/1972	Tallahassee	L	27-31
11/3/1973	Houston	L	3-34
11/23/1974	Tallahassee	L	8-23
11/22/1975	Houston	W	33-22
9/30/1978	Tallahassee	L	21-27
12/31/2015	Atlanta^	L	24-38

^-Peach Bowl

Idaho (1-0-0)

11/23/2013	Tallahassee	W	80-14

Indiana (1-0-0)

12/31/1986	Birmingham^	W	27-13

^-All-American Bowl

Iowa State (1-1-0)

9/27/1975	Tallahassee	L	6-10
8/24/2002	Kansas City	W	38-31

Jacksonville NAS (1-0-0)

11/3/1951	Jacksonville	W	39-0

Jacksonville State (2-2-0)

12/6/1947	Tallahassee	L	0-7
9/12/2009	Tallahassee	W	19-9
10/3/2020	Tallahassee	W	41-24
9/11/2021	Tallahassee	L	17-20

Kansas (5-2-0)

9/25/1971	Tallahassee	W	30-7
9/30/1972	Lawrence	W	44-22
9/22/1973	Tallahassee	L	0-28
9/28/1974	Lawrence	L	9-40
9/15/1984	Lawrence	W	42-16
9/28/1985	Tallahassee	W	24-20
8/28/1993	E. Rutherford	W	42-0

Kansas State (3-0-0)

11/21/1970	Tallahassee	W	33-7
10/2/1976	Tallahassee	W	20-10
9/17/1977	Manhattan	W	18-10

Kentucky (1-4-1)

10/29/1960	Tallahassee	L	0-23
11/4/1961	Lexington	L	0-20
9/22/1962	Lexington	T	0-0
10/10/1964	Tallahassee	W	48-6
10/9/1965	Lexington	L	24-26
12/31/2007	Nashville^	L	28-35

^-Music City Bowl

Kent State (1-0-0)

9/20/2025	Tallahassee	W	66-10

Louisiana (1-0-0)

11/29/2022	Tallahassee	W	49-17

LSU (9-2-0)

12/30/1968	Atlanta^	L	27-31
10/27/1979	Baton Rouge	W	24-19
9/6/1980	Baton Rouge	W	16-0
10/24/1981	Baton Rouge	W	38-14
11/20/1982	Baton Rouge	L	21-55
9/10/1983	Baton Rouge	W	40-35
9/16/1989	Baton Rouge	W	31-21
10/27/1990	Tallahassee	W	42-3
10/26/1991	Baton Rouge	W	27-16
9/4/2022	New Orleans	W	24-23
9/3/2023	Orlando	W	45-24

^-Peach Bowl

Louisiana Tech (2-2-0)

9/27/1952	Tallahassee	L	13-32
10/17/1953	Ruston	L	21-32
10/22/1988	Tallahassee	W	66-3
8/28/1999	Tallahassee	W	41-7

ULM (3-0-0)

9/3/2011	Tallahassee	W	34-0
12/2/2017	Tallahassee	W	42-10
9/7/2019	Tallahassee	W	45-44 (OT)

Louisville (18-6-0)

10/4/1952	Tallahassee	L	14-41
10/3/1953	Tallahassee	W	59-0
10/2/1954	Louisville	W	47-6
9/12/1970	Tallahassee	W	9-7
10/6/1979	Louisville	W	27-0
9/13/1980	Tallahassee	W	52-0
9/5/1981	Tallahassee	W	17-0
11/13/1982	Tallahassee	W	49-14
10/20/1983	Tallahassee	W	51-7
10/25/1986	Louisville	W	54-18
10/17/1987	Tallahassee	W	32-9
11/2/1991	Louisville	W	40-15
9/23/2000	Tallahassee	W	31-0
9/26/2002	Louisville	L	20-26 (OT)
10/30/2014	Louisville	W	42-31
10/17/2015	Tallahassee	W	41-21
9/17/2016	Louisville	L	20-63
10/21/2017	Tallahassee	L	28-31
9/29/2018	Louisville	W	28-24
9/21/2019	Tallahassee	W	35-24
10/24/2020	Louisville	L	16-48
9/25/2021	Tallahassee	L	23-31
9/16/2022	Louisville	W	35-31
12/2/2023	Charlotte*	W	16-6

**-ACC Championship Game*

Maryland (22-2-0)

11/26/1966	Tallahassee	W	45-21
9/21/1968	College Park	W	24-14
11/7/1992	Tallahassee	W	69-21
11/6/1993	College Park	W	49-20
9/10/1994	College Park	W	52-20
11/18/1995	Tallahassee	W	59-17
11/23/1996	Miami	W	48-10
9/13/1997	Tallahassee	W	50-7
10/3/1998	College Park	W	24-10
11/13/1999	Tallahassee	W	49-10
9/28/2000	College Park	W	59-7
10/27/2001	Tallahassee	W	52-31
9/14/2002	College Park	W	37-10
9/6/2003	Tallahassee	W	35-10
10/30/2004	College Park	L	17-20
10/29/2005	Tallahassee	W	35-27
10/28/2006	College Park	L	24-27
11/17/2007	Tallahassee	W*	24-16
11/22/2008	College Park	W	37-3
11/21/2009	Tallahassee	W	29-26
11/20/2010	College Park	W	30-16
10/22/2011	Tallahassee	W	41-16
11/17/2012	College Park	W	41-14
10/5/2013	Tallahassee	W	63-0

**-Victory vacated*

UMass (1-0-0)

10/23/2021	Tallahassee	W	59-3

Memphis (10-8-1)

10/17/1959	Memphis	L	6-16
11/4/1967	Memphis	W	26-7
10/19/1968	Tallahassee	W	20-10
11/15/1969	Tallahassee	L	26-28
10/17/1970	Memphis	L	12-16
10/20/1973	Tallahassee	L	10-13
11/2/1974	Memphis	L	14-42
11/8/1975	Tallahassee	L	14-17
9/11/1976	Memphis	L	12-21
11/12/1977	Tallahassee	W	30-9
11/17/1979	Tallahassee	W	66-17
10/25/1980	Memphis	W	24-3
9/12/1981	Tallahassee	W	10-5
10/6/1984	Memphis	T	17-17
9/21/1985	Tallahassee	W	19-10
9/19/1987	Tallahassee	W	41-24
11/18/1989	Tallahassee	W	57-20
11/17/1990	Orlando	W	35-3
9/14/2024	Tallahassee	L	12-20

Miami (Fla.) (33-36-0)

10/5/1951	Miami	L	13-35
9/25/1953	Miami	L	0-27
9/30/1955	Miami	L	0-34
11/2/1956	Miami	L	7-20
11/8/1957	Tallahassee	L	13-40
11/7/1958	Miami	W	17-6
10/3/1959	Tallahassee	L	6-7
11/4/1960	Miami	L	7-25
10/5/1962	Miami	L	6-7
9/20/1963	Miami	W	24-0
9/19/1964	Miami	W	14-0
9/24/1966	Miami	W	23-20
9/26/1969	Miami	W	16-14
10/30/1970	Miami	W	27-3
9/18/1971	Miami	W	20-17
9/16/1972	Miami	W	37-14
9/29/1973	Tallahassee	L	10-14
11/8/1974	Miami	W	21-14
11/15/1975	Tallahassee	L	22-24
9/18/1976	Miami	L	0-47
9/24/1977	Tallahassee	L	17-23
9/23/1978	Miami	W	31-21
9/22/1979	Tallahassee	W	40-23
9/27/1980	Miami	L	9-10
11/7/1981	Tallahassee	L	19-27
10/30/1982	Miami	W	24-7
11/12/1983	Tallahassee	L	16-17
9/22/1984	Miami	W	38-3
11/2/1985	Tallahassee	L	27-35
11/1/1986	Miami	L	23-41
10/3/1987	Tallahassee	L	25-26
9/3/1988	Miami	L	0-31
10/28/1989	Tallahassee	W	24-10
10/6/1990	Miami	L	22-31
11/16/1991	Tallahassee	L	16-17
10/3/1992	Miami	L	16-19
10/9/1993	Tallahassee	W	28-10
10/8/1994	Miami	L	20-34
10/7/1995	Tallahassee	W	41-17
10/12/1996	Miami	W	34-16
10/4/1997	Tallahassee	W	47-0
10/10/1998	Miami	W	26-14
10/9/1999	Tallahassee	W	31-21
10/7/2000	Miami	L	24-27
10/13/2001	Tallahassee	L	27-49
10/12/2002	Miami	L	27-28
10/11/2003	Tallahassee	L	14-22
1/1/2004	Miami Gardens^	L	14-16
9/10/2004	Miami	L	10-16 (OT)
9/5/2005	Tallahassee	W	10-7
9/4/2006	Miami	W	13-10
10/20/2007	Tallahassee	L	29-37
10/4/2008	Miami Gardens	W	41-39
9/7/2009	Tallahassee	L	34-38
10/9/2010	Miami Gardens	W	45-17
11/12/2011	Tallahassee	W	23-19
10/20/2012	Miami Gardens	W	33-20
11/2/2013	Tallahassee	W	41-14
11/15/2014	Miami Gardens	W	30-26
10/10/2015	Tallahassee	W	29-24
10/8/2016	Miami Gardens	W	20-19
10/7/2017	Tallahassee	L	20-24
10/6/2018	Miami Gardens	L	27-28
11/2/2019	Tallahassee	L	10-27
9/26/2020	Miami Gardens	L	10-52
11/13/2021	Tallahassee	W	31-28
11/5/2022	Miami Gardens	W	45-3
11/11/2023	Tallahassee	W	27-20
10/26/2024	Miami Gardens	L	14-36
10/4/2025	Tallahassee	L	22-28

^-Orange Bowl

Michigan (2-1-0)

9/27/1986	Ann Arbor	L	18-20
9/28/1991	Ann Arbor	W	51-31
12/30/2016	Miami Gardens^	W	33-32

^-Orange Bowl

Michigan State (2-0-0)

9/26/1987	East Lansing	W	31-3
9/24/1988	Tallahassee	W	30-7

Middle Tennessee (1-0-0)

10/19/1991	Tallahassee	W	39-10

Millsaps (2-0-0)

10/23/1948	Jackson	W	7-6
11/12/1949	Tallahassee	W	40-0

FLORIDA STATE SERIES HISTORY

Mississippi College (3-0-0)

11/13/1948	Tallahassee	W	26-6
10/8/1949	Clinton	W	33-12
11/18/1950	Tallahassee	W	33-0

Mississippi State (7-2-0)

10/22/1966	Tallahassee	W	10-0
10/28/1967	Tallahassee	W	24-12
11/9/1968	Starkville	W	27-14
10/25/1969	Tallahassee	W	20-17
10/9/1971	Tallahassee	W	27-9
10/14/1972	Jackson	W	25-21
10/13/1973	Tallahassee	L	12-37
10/14/1978	Starkville	L	27-55
10/13/1979	Tallahassee	W	17-6

Murray State (1-0-0)

9/1/2012	Tallahassee	W	69-3

Navy (1-0-0)

11/18/1978	Tallahassee	W	38-6

Nebraska (6-2-0)

10/4/1980	Lincoln	W	18-14
9/19/1981	Lincoln	L	14-34
9/7/1985	Lincoln	W	17-13
9/6/1986	Lincoln	L	17-34
1/1/1988	Tempe^	W	31-28
1/1/1990	Tempe^	W	41-17
1/1/1993	Miami#	W	27-14
1/1/1994	Miami#	W	18-16

^-Fiesta Bowl; #-Orange Bowl

Nevada (1-0-0)

9/14/2013	Tallahassee	W	62-7

New Mexico State (1-0-0)

10/3/1964	Tallahassee	W	36-0

Newberry (1-0-0)

10/21/1950	Newberry	W	24-0

North Alabama (1-0-0)

11/18/2023	Tallahassee	W	58-13

North Carolina (17-4-1)

12/30/1983	Atlanta^	W	28-3
10/26/1985	Chapel Hill	W	20-10
9/20/1986	Tallahassee	T	10-10
10/10/1992	Tallahassee	W	36-13
9/18/1993	Chapel Hill	W	33-7
9/24/1994	Tallahassee	W	31-18
11/11/1995	Chapel Hill	W	28-12
9/28/1996	Tallahassee	W	13-0
11/8/1997	Chapel Hill	W	20-3
10/31/1998	Tallahassee	W	39-13
9/25/1999	Chapel Hill	W	42-10
9/16/2000	Tallahassee	W	63-14
9/22/2001	Chapel Hill	L	9-41
11/16/2002	Tallahassee	W	40-14
8/30/2003	Chapel Hill	W	37-0
10/2/2004	Tallahassee	W	36-16
10/22/2009	Chapel Hill	W	30-27
11/6/2010	Tallahassee	L	35-37
10/1/2016	Tallahassee	L	35-37
10/17/2020	Tallahassee	W	31-28
10/9/2021	Chapel Hill	W	35-25
11/2/2024	Tallahassee	L	11-35

^-Peach Bowl

NC State (27-17-0)

10/25/1952	Raleigh	L	7-13
11/28/1953	Tallahassee	W	23-13
10/16/1954	Raleigh	W	13-7
9/17/1955	Tallahassee	W	7-0
10/13/1956	Raleigh	W	14-0
10/12/1957	Tallahassee	L	0-7
11/16/1963	Tallahassee	W	14-0
11/14/1964	Tallahassee	W	28-6
11/13/1965	Raleigh	L	0-3
9/30/1967	Tallahassee	L	10-20
11/16/1968	Raleigh	W	48-7
11/22/1969	Tallahassee	W	33-22
9/19/1992	Raleigh	W	34-13
11/20/1993	Tallahassee	W	62-3
11/19/1994	Raleigh	W	34-3
9/16/1995	Tallahassee	W	77-17
9/19/1996	Raleigh	W	51-17
11/1/1997	Tallahassee	W	48-35
9/12/1998	Raleigh	L	7-24
9/18/1999	Tallahassee	W	42-11
10/28/2000	Raleigh	W	58-14
11/10/2001	Tallahassee	L	28-34
11/23/2002	Raleigh	L	7-17
11/15/2003	Tallahassee	W	50-44 (2OT)
11/11/2004	Raleigh	W	17-10
11/5/2005	Tallahassee	L	15-20
10/5/2006	Raleigh	L	20-24
10/6/2007	Tallahassee	W*	27-10
10/16/2008	Raleigh	W	26-17
10/31/2009	Tallahassee	W	45-42
10/28/2010	Raleigh	L	24-28
10/29/2011	Tallahassee	W	34-0
10/6/2012	Raleigh	L	16-17
10/26/2013	Tallahassee	W	49-17
9/27/2014	Raleigh	W	56-41
11/14/2015	Tallahassee	W	34-17
11/5/2016	Raleigh	W	24-20
9/23/2017	Tallahassee	L	21-27
11/3/2018	Raleigh	L	28-47
9/28/2019	Tallahassee	W	31-13
11/14/2020	Raleigh	L	22-38
11/6/2021	Tallahassee	L	14-28
10/8/2022	Raleigh	L	17-19
11/21/2025	Tallahassee	L	11-21

**-Victory vacated*

North Texas (2-0-0)

11/13/1976	Denton	W	21-20
10/29/1977	Tallahassee	W	35-14

Northern Illinois (2-0-0)

1/1/2013	Miami Gardens^	W	31-10
9/22/2018	Tallahassee	W	37-19

^-Orange Bowl

Notre Dame (6-6-0)

10/10/1981	South Bend	W	19-13
11/13/1993	South Bend	L	24-31
11/12/1994	Orlando	W	23-16
1/1/1996	Miami^	W	31-26
10/26/2002	Tallahassee	L	24-34
11/1/2003	South Bend	W	37-0
12/29/2011	Orlando#	W	18-14
10/18/2014	Tallahassee	W	31-27
11/10/2018	South Bend	L	13-42
10/10/2020	South Bend	L	26-42
9/5/2021	Tallahassee	L	38-41 (OT)
11/9/2024	South Bend	L	3-52

^-Orange Bowl; #-Champs Sports Bowl

Ohio (1-0-0)

9/22/1956	Tallahassee	W	47-7

Ohio State (3-0-0)

10/3/1981	Columbus	W	36-27
10/2/1982	Columbus	W	34-17
1/1/1998	New Orleans^	W	31-14

^-Sugar Bowl

Oklahoma (2-6-1)

1/2/1965	Jacksonville#	W	36-19
9/25/1976	Norman	L	9-24
1/1/1980	Miami^	L	7-24
1/1/1981	Miami^	L	17-18
1/3/2001	Miami Gardens^	L	2-13
9/11/2010	Norman	L	17-47
9/17/2011	Tallahassee	L	13-23
12/29/2022	Orlando*	W	35-32

*#-Gator Bowl; ^-Orange Bowl; *-Cheez-It Bowl*

Oklahoma State (4-1-0)

12/13/1958	Louisville^	L	6-15
10/1/1977	Stillwater	W	25-17
9/16/1978	Tallahassee	W	38-20
12/30/1985	Jacksonville#	W	34-23
8/30/2014	Arlington	W	37-31

^-Bluegrass Bowl; #-Gator Bowl

Ole Miss (1-1-0)

10/7/1961	Oxford	L	0-33
9/5/2016	Orlando	W	45-34

Oregon (0-1-0)

1/1/2015	Pasadena^	L	20-59

^-College Football Playoff Semifinal at Rose Bowl

Penn State (1-1-1)

12/30/1967	Jacksonville#	T	17-17
12/28/1990	Miami%	W	24-17
1/3/2006	Miam Gardensi^	L	23-26 (3OT)

#-Gator Bowl; %-Blockbuster Bowl; ^-Orange Bowl

Pitt (5-7-0)

11/27/1971	Tallahassee	W	31-13
9/9/1972	Pittsburgh	W	19-7
9/14/1974	Tallahassee	L	6-9
10/21/1978	Pittsburgh	L	3-7
10/11/1980	Tallahassee	W	36-22
10/17/1981	Pittsburgh	L	14-42
9/18/1982	Tallahassee	L	17-37
10/8/1983	Pittsburgh	L	16-17
9/2/2013	Pittsburgh	W	41-13
11/7/2020	Tallahassee	L	17-41
11/4/2023	Pittsburgh	W	24-7
10/11/2025	Tallahassee	L	31-34

Randolph-Macon (1-0-0)

10/7/1950	Tallahassee	W	40-7

Rice (1-0-0)

9/23/2006	Tallahassee	W*	55-7

**-Victory vacated*

Richmond (3-0-0)

10/24/1959	Tallahassee	W	22-6
9/17/1960	Tallahassee	W	28-0
10/21/1961	Tallahassee	W	13-7

Samford (3-0-0)

10/14/1950	Tallahassee	W	20-6
9/4/2010	Tallahassee	W	59-6
9/8/2018	Tallahassee	W	36-26

San Diego State (0-2-0)

10/27/1973	San Diego	L	17-38
11/19/1977	San Diego	L	16-41

Savannah State (1-0-0)

9/8/2012	Tallahassee	W	55-0

Sewanee (2-0-0)

10/22/1949	Sewanee	W	6-0
10/28/1950	Tallahassee	W	14-8

SMU (0-1-0)

9/28/2024	Dallas	L	16-42

South Carolina (16-3-0)

11/5/1966	Columbia	W	32-10
10/14/1967	Tallahassee	W	17-0
10/26/1968	Columbia	W	35-28
11/1/1969	Tallahassee	W	34-9
10/24/1970	Columbia	W	21-13
10/23/1971	Tallahassee	W	49-18
11/18/1972	Columbia	L	21-24
11/17/1973	Tallahassee	L	12-52
11/10/1979	Tallahassee	W	27-7
11/6/1982	Columbia	W	56-26
11/5/1983	Tallahassee	W	45-30
11/10/1984	Columbia	L	26-38
11/9/1985	Tallahassee	W	56-14
11/8/1986	Columbia	W	45-28
11/5/1988	Columbia	W	59-0
11/4/1989	Tallahassee	W	35-10
11/3/1990	Columbia	W	41-10
11/9/1991	Tallahassee	W	38-10
12/31/2010	Atlanta^	W	26-17

^-Chick-fil-A Bowl

South Florida (3-1-0)

9/26/2009	Tallahassee	L	7-17
9/29/2012	Tampa	W	30-17
9/12/2015	Tallahassee	W	24-14
9/24/2016	Tampa	W	55-35

Southern Illinois (1-0-0)

10/9/1982	Tallahassee	W	59-8

Southern Miss (15-8-1)

11/8/1952	Tallahassee	L	21-50
11/7/1953	Hattiesburg	L	0-21
11/27/1954	Tallahassee	W	19-18
11/25/1955	Hattiesburg	L	6-21
11/17/1956	Tallahassee	W	20-19
11/16/1957	Hattiesburg	L	0-20
10/15/1960	Mobile	L	13-15
11/18/1961	Tallahassee	L	0-12
10/19/1963	Mobile	T	0-0
10/31/1964	Tallahassee	W	34-0
9/11/1971	Mobile	W	24-9
11/6/1976	Tallahassee	W	30-27
9/10/1977	Hattiesburg	W	35-6
10/28/1978	Hattiesburg	W	38-16
9/8/1979	Tallahassee	W	17-14
11/14/1981	Tallahassee	L	14-58
9/25/1982	Hattiesburg	W	24-17
11/15/1986	Tallahassee	W	49-13
10/10/1987	Hattiesburg	W	61-10
9/10/1988	Tallahassee	W	49-13
9/2/1989	Jacksonville	L	26-30
11/16/1996	Tallahassee	W	54-14
12/27/2017	Shreveport^	W	42-13
9/9/2023	Tallahassee	W	66-13

^-Independence Bowl

Stanford (0-1-1)

10/18/2025	Stanford	L	13-20

Stetson (6-1-1)

10/18/1947	Tallahassee	L	6-14
10/30/1948	Deland	W	18-7
10/29/1949	Jacksonville	W	33-14
11/10/1950	Deland	W	27-7
10/27/1951	Tallahassee	W	13-10
11/1/1952	Orlando	T	6-6
11/21/1953	Tallahassee	W	13-6
11/20/1954	Deland	W	47-6

Sul Ross State (1-0-0)

10/20/1951	Tallahassee	W	35-13

Syracuse (14-2-0)

11/12/1966	Syracuse	L	21-37
9/9/1978	Syracuse	W	28-0
10/7/1989	Syracuse	W	41-10
10/5/1991	Tallahassee	W	46-14
10/9/2004	Syracuse	W	17-13
10/1/2005	Tallahassee	W	38-14
11/16/2013	Tallahassee	W	59-3
10/11/2014	Syracuse	W	38-20
10/31/2015	Tallahassee	W	45-21
11/19/2016	Syracuse	W	45-14
11/4/2017	Tallahassee	W	27-24
9/15/2018	Syracuse	L	7-30
10/26/2019	Tallahassee	W	35-17
10/2/2021	Tallahassee	W	33-30
11/12/2022	Syracuse	W	38-3
10/14/2023	Tallahassee	W	41-3

Tampa (9-2-0)

12/4/1948	Tallahassee	W	33-12
11/18/1949	Tampa	W	34-7
11/25/1950	Tallahassee	W	35-19
11/17/1951	Tampa	L	6-14
12/6/1952	Tallahassee	L	6-39
12/5/1953	Tampa	W	41-6
12/4/1954	Tampa	W	13-0
12/3/1955	Tampa	W	26-7
11/30/1957	Tampa	W	21-7
11/1/1958	Tallahassee	W	43-0
11/28/1959	Tampa	W	33-0

Temple (1-0-0)

9/29/1984	Tallahassee	W	44-27

Tennessee (1-1-0)

10/25/1958	Knoxville	W	10-0
1/4/1999	Tempe^	L	16-23

^-Fiesta Bowl

Tennessee Tech (1-1-0)

11/22/1947	Tallahassee	L	6-27
9/13/1958	Tallahassee	W	22-7

FLORIDA STATE SERIES HISTORY

Texas A&M (4-0-0)

10/7/1967	College Station	W	19-18
10/5/1968	Tallahassee	W	20-14
1/1/1992	Dallas^	W	10-2
8/31/1998	E. Rutherford	W	23-14

^-Cotton Bowl

TCU (1-2-0)

9/28/1963	Tallahassee	L	0-13
9/26/1964	Fort Worth	W	10-0
9/25/1965	Fort Worth	L	3-7

Texas State (1-0-0)

9/5/2015	Tallahassee	W	59-16

Texas Tech (4-1-0)

10/15/1966	Lubbock	W	42-13
10/21/1967	Tallahassee	W	28-12
9/13/1975	Lubbock	L	20-31
12/23/1977	Orlando^	W	40-17
9/5/1987	Tallahassee	W	40-16

^-Tangerine Bowl

Toledo (1-0-0)

8/30/1986	Tallahassee	W	24-0

Troy (5-1-0)

11/27/1947	Tallahassee	L	6-36
11/27/1948	Dothan	W	20-13
11/26/1949	Tallahassee	W	20-0
9/30/1950	Troy	W	26-7
9/29/1951	Tallahassee	W	40-0
9/9/2006	Tallahassee	W	24-17

Tulane (10-0-0)

9/17/1983	New Orleans	W	1-0 (f)
10/20/1984	Tallahassee	W	27-6
8/31/1985	New Orleans	W	38-12
10/11/1986	Tallahassee	W	54-21
10/31/1987	Tallahassee	W	73-14
10/1/1988	New Orleans	W	48-28
9/23/1989	Tallahassee	W	59-9
9/22/1990	New Orleans	W	31-13
9/7/1991	Tallahassee	W	38-11
11/14/1992	Tallahassee	W	70-7

Tulsa (5-0-0)

10/18/1969	Tulsa	W	38-20
11/20/1971	Tallahassee	W	45-10
11/11/1972	Tallahassee	W	23-21
11/1/1980	Tallahassee	W	45-2
10/19/1985	Tallahassee	W	76-14

UAB (3-0-0)

9/8/2001	Tallahassee	W	29-7
9/18/2004	Tallahassee	W	34-7
9/8/2007	Tallahassee	W*	34-24

**-Victory vacated*

UCF (1-0-0)

9/23/1995	Tallahassee	W	46-14

UCLA (1-0-0)

12/27/2006	San Francisco^	W*	44-27

^-Emerald Bowl
**-Victory vacated*

USC (2-0-0)

9/6/1997	Los Angeles	W	14-7
9/26/1998	Tallahassee	W	30-10

UTEP (0-1-0)

1/1/1955	El Paso^	L	20-47

^-Sun Bowl

Utah State (1-0-0)

9/20/1975	Tallahassee	W	17-8

Villanova (3-1-0)

10/9/1954	Tallahassee	W	52-13
11/5/1955	Tallahassee	W	16-13
10/27/1956	Philadelphia	W	20-13
10/5/1957	Philadelphia	L	7-21

Virginia (15-5-0)

10/31/1992	Charlottesville	W	13-3
10/16/1993	Tallahassee	W	40-14
9/3/1994	Tallahassee	W	41-17
11/2/1995	Charlottesville	L	28-33
10/26/1996	Tallahassee	W	31-24
10/25/1997	Charlottesville	W	47-21
11/7/1998	Tallahassee	W	45-14
10/30 1999	Charlottesville	W	35-10
10/21/2000	Tallahassee	W	37-3
10/20/2001	Charlottesville	W	43-7
8/31/2002	Tallahassee	W	40-19
10/18 2003	Charlottesville	W	19-14
10/16/2004	Tallahassee	W	36-3
10/15/2005	Charlottesville	L	21-26
11/4/2006	Tallahassee	W*	33-0
10/2/2010	Charlottesville	W	34-14
11/19/2011	Tallahassee	L	13-14
11/8/2014	Tallahassee	W	34-20
9/14/2019	Charlottesville	L	24-31
9/26/2025	Charlottesville	L	38-46 (2 OT)

**-Victory vacated*

Virginia Tech (25-13-1)

10/8/1955	Tallahassee	L	20-24
10/6/1956	Tallahassee	L	7-20
10/26/1957	Tallahassee	W	20-7
10/18/1958	Tallahassee	W	28-0
10/10/1959	Blacksburg	W	7-6
10/28/1961	Blacksburg	L	7-10
10/27/1962	Tallahassee	W	20-7
10/26/1963	Tallahassee	L	23-31
10/24/1964	Blacksburg	L	11-20
10/30/1965	Tallahassee	W	7-6
10/29/1966	Blacksburg	L	21-23
11/11/1967	Tallahassee	W	38-15
11/2/1968	Tallahassee	L	22-40
11/8/1969	Blacksburg	T	10-10
11/14/1970	Tallahassee	W	34-8
10/2/1971	Blacksburg	W	17-3
9/23/1972	Tallahassee	W	27-15
11/10/1973	Blacksburg	L	13-36
11/16/1974	Tallahassee	L	21-56
10/11/1975	Blacksburg	L	10-13
11/20/1976	Tallahassee	W	28-21
11/5/1977	Blacksburg	W	23-21
11/11/1978	Tallahassee	W	24-14
9/29/1979	Blacksburg	W	17-10
11/8/1980	Tallahassee	W	31-17
11/12/1988	Tallahassee	W	41-14
10/14/1989	Blacksburg	W	41-7
9/29/1990	Tallahassee	W	39-28
10/12/1991	Orlando	W	33-20
1/4/2000	New Orleans^	W	46-29
1/1/2002	Jacksonville#	W	30-17
12/3/2005	Jacksonville!	W	27-22
11/10/2007	Blacksburg	L	21-40
10/25/2008	Tallahassee	W	30-20
12/4/2010	Charlotte!	L	33-44
11/8/2012	Blacksburg	W	28-22
9/3/2018	Tallahassee	L	3-24
10/7/2023	Tallahassee	W	39-17
11/15/2025	Tallahassee	W	34-14

^-Sugar Bowl; #-Gator Bowl
!-ACC Championship Game

VMI (2-1-0)

10/10/1952	Tallahassee	L	7-28
10/31/1953	Tallahassee	W	12-7
10/30/1954	Lynchburg	W	33-19

Wake Forest (32-9-1)

10/20/1956	Tallahassee	T	14-14
10/4/1958	Tallahassee	W	27-24
9/19/1959	Tallahassee	L	20-22
10/1/1960	Tallahassee	W	14-6
10/12/1963	Tallahassee	W	35-0
11/6/1965	Tallahassee	W	35-0
11/19/1966	Tallahassee	W	28-0
11/23/1968	Tallahassee	W	42-24
9/26/1970	Tallahassee	W	19-14
9/15/1973	Winston-Salem	L	7-9
9/26/1992	Tallahassee	W	35-7
10/30/1993	Tallahassee	W	54-0
9/17/1994	Winston-Salem	W	56-14
10/14/1995	Tallahassee	W	72-13
11/9/1996	Orlando	W	44-7
11/15/1997	Tallahassee	W	58-7
11/14/1998	Winston-Salem	W	24-7
10/16/1999	Tallahassee	W	33-10
11/11/2000	Winston-Salem	W	35-6
9/29/2001	Tallahassee	W	48-24
11/2/2002	Winston-Salem	W	34-21
10/25/2003	Tallahassee	W	48-24
10/23/2004	Winston-Salem	W	20-17
10/8/2005	Tallahassee	W	41-24
11/11/2006	Tallahassee	L	0-30
10/11/2007	Winston-Salem	L	21-24
9/20/2008	Tallahassee	L	3-12
11/14/2009	Winston-Salem	W	41-28
9/25/2010	Tallahassee	W	31-0
10/8/2011	Winston-Salem	L	30-35
9/15/2012	Tallahassee	W	52-0
11/9/2013	Winston-Salem	W	59-3
10/4/2014	Tallahassee	W	43-3
10/3/2015	Winston-Salem	W	24-16
10/15/2016	Tallahassee	W	17-6
9/30/2017	Winston-Salem	W	26-19
10/20/2018	Tallahassee	W	38-17
10/19/2019	Winston-Salem	L	20-22
9/18/2021	Winston-Salem	L	14-35
10/1/2022	Tallahassee	L	21-31
10/28/2023	Winston-Salem	W	41-16
11/1/2025	Tallahassee	W	42-7

West Alabama (1-1-0)

11/20/1948	Tallahassee	W	12-6
11/5/1949	Selma	L	6-13

West Virginia (3-0-0)

12/30/1982	Jacksonville^	W	31-12
1/1/2005	Jacksonville^	W	30-18
1/1/2010	Jacksonville^	W	33-21

^-Gator Bowl

Western Carolina (3-0-0)

10/31/1981	Tallahassee	W	56-31
11/16/1985	Tallahassee	W	50-10
9/6/2008	Tallahassee	W	69-0

Western Michigan (2-0-0)

9/14/1991	Tallahassee	W	58-0
11/18/2006	Tallahassee	W*	28-20

**-Victory vacated*

Whiting Field (1-0-0)

10/1/1949	Tallahassee	W	74-0

Wichita State (2-0-0)

9/20/1969	Tallahassee	W	24-0
10/18/1986	Tallahassee	W	59-3

William & Mary (1-1-0)

11/14/1959	Tallahassee	L	0-9
10/22/1960	Tallahassee	W	22-0

Wisconsin (1-0-0)

12/27/2008	Orlando^	W	42-13

^-Champs Sports Bowl

Wofford (3-0-0)

1/2/1950	Tampa^	W	19-6
11/10/1951	Tallahassee	W	14-0
11/29/1952	Spartanburg	W	27-13

^-Cigar Bowl

Wyoming (0-1-0)

12/24/1966	El Paso^	L	20-28

^-Sun Bowl

FSU IN THE ALL-TIME AP WEEKLY RANKINGS

YEAR	WEEK OF	RANKED	RECORD
1964	Oct. 12	10	4-0-0
	Oct. 19	10	5-0-0
	Nov. 23	10	8-1-1
1968	Oct. 7	19	2-1
	Oct. 21	20	3-1
	Oct. 28	18	4-1
	Dec. 2	19	8-2
1971	Oct. 11	19	5-0
	Oct. 25	19	6-1
1972	Preseason	19	
	Sept. 11	20	1-0
	Sept. 18	17	2-0
	Sept. 25	16	3-0
	Oct. 2	13	4-0
	Oct. 23	17	6-1
1977	Oct. 24	20	5-1
	Oct. 31	15	6-1
	Nov. 7	16	7-1
	Nov. 14	13	8-1
	Nov. 21	20	8-2
	Nov. 28	19	8-2
Final '77 Poll		**14**	**10-2**
1978	Preseason	17	
	Sept. 11	16	1-0
	Sept. 18	13	2-0
	Sept. 25	10	3-0
	Oct. 2	18	3-1
	Oct. 9	15	4-1
1979	Preseason	19	
	Sept. 10	18	2-0
	Sept. 17	14	2-0
	Sept. 24	12	3-0
	Oct. 1	9	4-0
	Oct. 8	9	5-0
	Oct. 15	7	6-0
	Oct. 22	8	6-0
	Oct. 29	6	7-0
	Nov. 5	7	8-0
	Nov. 12	5	9-0
	Nov. 19	5	10-0
	Nov. 26	4	11-0
	Dec. 3	4	11-0
Final '79 Poll		**6**	**11-1**
1980	Preseason	13	
	Sept. 8	10	1-0
	Sept. 15	9	2-0
	Sept. 22	9	3-0
	Sept. 29	16	3-1
	Oct. 6	11	4-1
	Oct. 13	7	5-1
	Oct. 20	6	6-1
	Oct. 27	5	7-1
	Nov. 3	3	8-1
	Nov. 10	3	9-1
	Nov. 17	3	9-1
	Nov. 24	3	9-1
	Dec. 1	3	9-1
	Dec. 8	2	10-1
Final '80 Poll		**5**	**10-2**
1981	Preseason	19	
	Sept. 7	18	1-0
	Sept. 14	19	2-0
	Oct. 5	20	3-1
	Oct. 12	11	4-1
	Oct. 19	20	4-2
	Oct. 26	17	5-2
	Nov. 2	14	6-2
	Nov. 9	20	6-3
1982	Oct. 11	19	4-1
	Oct. 18	17	5-1
	Oct. 25	14	5-1
	Nov. 1	12	6-1
	Nov. 8	9	7-1
	Nov. 15	7	8-1
	Nov. 22	15	8-2
	Nov. 29	15	8-2
Final '82 Poll		**13**	**9-3**
1983	Preseason	7	
	Sept. 5	12	1-0
	Sept. 12	9	2-0
	Sept. 19	20	2-1
	Sept. 26	17	2-1
1984	Preseason	20	
	Sept. 3	20	1-0
	Sept. 10	18	1-0
	Sept. 17	15	2-0
	Sept. 24	9	3-0
	Oct. 1	6	4-0
	Oct. 8	9	4-0-1
	Oct. 15	15	4-1-1
	Oct. 22	15	5-1-1
	Oct. 29	14	5-1-1
	Nov. 5	11	6-1-1
	Nov. 12	17	6-2-1
	Nov. 19	15	7-2-1
	Nov. 26	12	7-2-1
	Dec. 4	15	7-3-1
Final '84 Poll		**17**	**7-3-2**
1985	Preseason	19	
	Sept. 2	17	1-0
	Sept. 9	7	2-0
	Sept. 16	6	2-0
	Sept. 23	4	3-0
	Sept. 30	4	4-0
	Oct. 7	4	4-0
	Oct. 14	13	4-1
	Oct. 21	11	5-1
	Oct. 28	10	6-1
	Nov. 5	16	6-2
	Nov. 12	15	7-2
	Nov. 19	14	8-2
	Nov. 26	12	8-3
	Dec. 3	18	8-3
	Dec. 10	18	8-3
Final '85 Poll		**15**	**9-3**
1986	Preseason	11	
	Sept. 8	15	1-1
	Sept. 15	15	1-1
	Sept. 22	20	1-1-1
	Oct. 28	20	4-1-2
1987	Preseason	8	
	Sept. 8	8	1-0
	Sept. 15	7	2-0
	Sept. 22	6	3-0
	Sept. 29	4	4-0
	Oct. 6	6	4-1
	Oct. 13	4	5-1
	Oct. 20	4	6-1
	Oct. 27	4	6-1
	Nov. 3	4	7-1
	Nov. 10	4	8-1
	Nov. 17	4	9-1
	Nov. 24	3	9-1
	Dec. 2	3	10-1
	Dec. 8	3	10-1
Final '87 Poll		**2**	**11-1**
1988	Preseason	1	
	Aug. 30	1	0-0
	Sept. 6	10	0-1
	Sept. 13	10	1-1
	Sept. 20	9	2-1
	Sept. 27	6	3-1
	Oct. 4	6	4-1
	Oct. 11	5	5-1
	Oct. 18	7	6-1
	Oct. 25	6	7-1
	Nov. 2	5	8-1
	Nov. 9	5	8-1
	Nov. 16	5	9-1
	Nov. 23	5	9-1
	Dec. 1	4	10-1
	Dec. 6	4	10-1
Final '88 Poll		**3**	**11-1**
1989	Preseason	6	
	Sept. 5	16	0-1
	Sept. 26	25	2-2
	Oct. 3	22	2-2
	Oct. 10	19	3-2
	Oct. 17	14	4-2
	Oct. 24	9	5-2
	Oct. 31	6	6-2
	Nov. 7	5	7-2
	Nov. 14	5	7-2
	Nov. 21	5	8-2
	Nov. 28	6	8-2
	Dec. 5	5	9-2
	Dec. 12	5	9-2
Final '89 Poll		**3**	**10-2**
1990	Preseason	4	
	Sept. 3	3	0-0
	Sept. 10	3	1-0
	Sept. 17	2	2-0
	Sept. 24	2	3-0
	Oct. 1	2	4-0
	Oct. 8	10	4-1
	Oct. 15	7	4-1
	Oct. 22	12	4-2
	Oct. 29	12	5-2
	Nov. 5	12	6-2
	Nov. 12	9	7-2
	Nov. 19	8	8-2
	Nov. 26	8	8-2
	Dec. 3	6	9-2
Final '90 Poll		**4**	**10-2**
1991	Preseason	1	
	Sept. 2	1	1-0
	Sept. 9	1	2-0
	Sept. 16	1	3-0
	Sept. 23	1	3-0
	Sept. 30	1	4-0
	Oct. 7	1	5-0
	Oct. 14	1	6-0
	Oct. 21	1	7-0
	Oct. 28	1	8-0
	Nov. 4	1	9-0
	Nov. 11	1	10-0
	Nov. 18	3	10-1
	Nov. 25	3	10-1
	Dec. 2	5	10-2
Final '91 Poll		**4**	**11-2**
1992	Preseason	5	
	Aug. 31	4	0-0
	Sept. 7	5	1-0
	Sept. 14	3	2-0
	Sept. 21	3	3-0
	Sept. 28	3	4-0
	Oct. 5	8	4-1
	Oct. 12	6	5-1
	Oct. 19	6	6-1
	Oct. 26	6	6-1
	Nov. 2	6	7-1
	Nov. 9	5	8-1
	Nov. 16	3	9-1
	Nov. 23	3	9-1
	Nov. 30	3	10-1
	Dec. 7	3	10-1
Final '92 Poll		**2**	**11-1**
1993	Preseason	1	
	Aug. 30	1	1-0
	Sept. 6	1	2-0
	Sept. 13	1	3-0
	Sept. 20	1	4-0
	Sept. 27	1	4-0
	Oct. 4	1	5-0
	Oct. 11	1	6-0
	Oct. 18	1	7-0
	Oct. 25	1	7-0
	Nov. 1	1	8-0
	Nov. 8	1	9-0
	Nov. 15	2	9-1
	Nov. 22	1	10-1
	Nov. 29	1	11-1
	Dec. 6	1	11-1
Final '93 Poll		**1**	**12-1**
1994	Preseason	3	
	Aug. 30	4	
	Sept. 4	4	1-0
	Sept. 11	3	2-0
	Sept. 18	3	3-0
	Sept. 25	3	4-0
	Oct. 2	3	4-0
	Oct. 9	11	4-1
	Oct. 16	10	4-1
	Oct. 23	9	5-1
	Oct. 30	8	6-1
	Nov. 6	8	7-1
	Nov. 13	8	8-1
	Nov. 20	7	9-1
	Nov. 27	7	9-1-1
	Dec. 5	7	9-1-1
Final '94 Poll		**4**	**10-1-1**
1995	Preseason	1	
	Aug. 28	1	
	Sept. 3	1	1-0
	Sept. 10	1	2-0
	Sept. 17	1	3-0
	Sept. 24	1	4-0
	Oct. 1	1	4-0
	Oct. 8	1	5-0
	Oct. 15	1	6-0
	Oct. 22	1	7-0
	Oct. 29	2	7-0
	Nov. 5	6	7-1
	Nov. 12	6	8-1
	Nov. 19	6	9-1
	Nov. 26	8	9-2
	Dec. 5	8	9-2
Final '95 Poll		**4**	**10-2**
1996	Preseason	3	
	Aug. 26	3	
	Sept. 2	3	
	Sept. 9	3	1-0
	Sept. 16	3	1-0
	Sept. 23	2	2-0
	Sept. 29	2	3-0
	Oct. 7	3	4-0
	Oct. 14	3	5-0
	Oct. 21	3	5-0
	Oct. 28	3	6-0
	Nov. 4	3	7-0
	Nov. 11	3	8-0
	Nov. 18	3	9-0
	Nov. 25	2	10-0
	Dec. 2	1	11-0
	Dec. 9	1	11-0
Final '96 Poll		**3**	**11-1**
1997	Preseason	3	
	Aug. 24	3	
	Aug. 31	5	
	Sept. 7	5	1-0
	Sept. 14	5	2-0
	Sept. 21	4	3-0
	Sept. 28	4	3-0
	Oct. 5	4	4-0
	Oct. 12	3	5-0
	Oct. 19	3	6-0
	Oct. 26	3	7-0
	Nov. 2	3	8-0
	Nov. 9	2	9-0
	Nov. 16	2	10-0
	Nov. 23	5	10-1
	Nov. 30	4	10-1
	Dec. 7	4	10-1
Final '97 Poll		**3**	**11-1**
1998	Preseason	2	
	Sept. 6	2	1-0
	Sept. 13	11	1-1
	Sept. 20	10	2-1
	Sept. 27	9	3-1
	Oct. 4	8	4-1
	Oct. 11	6	5-1
	Oct. 18	6	6-1
	Oct. 25	5	7-1
	Nov. 1	6	8-1
	Nov. 8	5	9-1
	Nov. 15	5	10-1
	Nov. 22	4	11-1
	Nov. 29	4	11-1
	Dec. 6	2	11-1
Final '98 Poll		**3**	**11-2**
1999	Preseason	1	
	Aug. 29	1	0-0
	Sept. 5	1	1-0
	Sept. 12	1	2-0
	Sept. 19	1	3-0
	Sept. 26	1	4-0
	Oct. 3	1	5-0
	Oct. 10	1	6-0
	Oct. 17	1	7-0
	Oct. 24	1	8-0
	Oct. 31	1	9-0
	Nov. 7	1	9-0
	Nov. 14	1	10-0
	Nov. 21	1	11-0
	Nov. 28	1	11-0
	Dec. 5	1	11-0
Final '99 Poll		**1**	**12-0**
2000	Preseason	2	
	Aug. 28	2	1-0
	Sept. 3	2	1-0
	Sept. 10	2	2-0
	Sept. 17	2	3-0
	Sept. 24	2	4-0
	Oct. 1	1	5-0
	Oct. 8	7	5-1
	Oct. 15	6	6-1
	Oct. 22	6	7-1
	Oct. 29	4	8-1
	Nov. 5	3	9-1
	Nov. 12	3	10-1
	Nov. 19	3	11-1
	Nov. 26	3	11-1
	Dec. 6	3	11-1
Final '00 Poll		**5**	**11-2**
2001	Preseason	6	0-0
	Aug. 27	6	0-0
	Sept. 3	6	1-0
	Sept. 9	6	2-0
	Sept. 23	18	2-1
	Sept. 30	16	2-1
	Oct. 7	14	3-1
	Oct. 14	21	3-2
	Oct. 21	19	4-2
	Oct. 28	14	5-2
	Nov. 4	10	6-2
	Nov. 11	21	6-3
	Dec. 2	24	7-4
	Dec. 9	24	7-4
Final '01 Poll		**15**	**8-4**
2002	Preseason	3	0-0
	Aug. 26	5	1-0
	Sept. 1	5	2-0
	Sept. 7	5	2-0
	Sept. 14	5	3-0
	Sept. 21	4	4-0
	Sept. 28	11	4-1
	Oct. 5	9	5-1
	Oct. 12	12	5-2
	Oct. 19	11	5-2
	Oct. 26	18	5-3
	Nov. 2	17	6-3
	Nov. 10	15	7-3
	Nov. 16	14	8-3
	Nov. 23	23	8-4
	Nov. 30	16	9-4
	Dec. 7	16	9-4
Final '02 Poll		**21**	**9-5**
2003	Preseason	13	0-0
	Sept. 2	11	1-0
	Sept. 9	10	2-0
	Sept. 16	10	3-0
	Sept. 23	6	4-0
	Sept. 30	5	5-0
	Oct. 7	5	5-0
	Oct. 14	7	5-1
	Oct. 21	6	6-1
	Oct. 28	5	7-1
	Nov. 4	3	8-1
	Nov. 11	13	8-2
	Nov. 18	11	9-2
	Nov. 25	9	9-2
	Dec. 2	9	10-2
	Dec. 9	9	10-2
Final '03 Poll		**11**	**10-3**
2004	Preseason	5	0-0
	Sept. 7	4	0-0
	Sept. 14	8	0-1
	Sept. 21	8	1-1
	Sept. 28	9	2-1
	Oct. 5	8	3-1
	Oct. 12	7	4-1
	Oct. 19	5	5-1
	Oct. 26	5	6-1
	Nov. 2	13	6-2
	Nov. 9	11	7-2
	Nov. 16	10	8-2
	Nov. 23	19	8-3
	Nov. 30	16	8-3
	Dec. 7	17	8-3
Final '04 Poll		**15**	**9-3**
2005	Preseason	14	0-0
	Sept. 4	11	0-0
	Sept. 11	8	2-0
	Sept. 18	6	3-0
	Sept 25	6	3-0
	Oct. 2	4	4-0
	Oct. 9	4	5-0
	Oct. 16	11	5-1
	Oct. 23	10	6-1
	Oct. 30	9	7-1
	Nov. 6	17	7-2
	Nov. 13	22	7-3
	Nov. 20	23	7-3
	Dec. 4	22	8-4
Final '05 Poll		**23**	**8-5**
2006	Preseason	11	0-0
	Sept. 5	9	1-0
	Sept. 11	9	2-0
	Sept. 18	18	2-1
	Sept 24	19	3-1
	Oct. 1	17	3-1
2007	Preseason	19	0-0
	Oct. 7	21	4-1
2008	Sept. 14	24	2-0
	Oct. 19	24	5-1
	Oct. 26	16	6-1
	Nov. 2	24	6-2
	Nov. 9	20	7-2
	Nov. 23	23	8-3
Final '08 Poll		**21**	**9-4**
2009	Preseason	18	0-0
	Sept. 20	18	2-1
2010	Preseason	20	0-0
	Sept. 7	17	1-0
	Oct. 3	23	4-1
	Oct. 10	16	5-1
	Oct. 17	16	6-1
	Oct. 24	16	6-1
	Oct. 31	24	6-2
	Nov. 21	22	8-3
	Nov. 28	20	9-3
	Dec. 5	23	9-4
Final '10 Poll		**17**	**10-4**
2011	Preseason	6	0-0
	Sept. 6	5	1-0
	Sept. 11	5	2-0
	Sept. 18	11	2-1
	Sept. 25	23	2-2
	Oct. 2	23	2-2
	Nov. 13	23	7-3
	Nov. 27	25	8-4
	Dec. 4	25	8-4
Final '11 Poll		**23**	**9-4**
2012	Preseason	7	0-0
	Sept. 4	6	1-0
	Sept. 9	5	2-0
	Sept. 16	4	3-0
	Sept. 23	4	4-0
	Sept. 30	3	5-0
	Oct. 7	12	5-1
	Oct. 14	12	6-1
	Oct. 21	11	7-1
	Oct. 28	9	8-1
	Nov. 4	8	8-1
	Nov. 11	10	9-1
	Nov. 18	10	10-1
	Nov. 25	13	10-2
	Dec. 2	13	11-2
Final '12 Poll		**10**	**12-2**
2013	Preseason	11	0-0
	Sept. 3	10	1-0
	Sept. 8	10	1-0
	Sept. 15	8	2-0
	Sept. 22	8	3-0
	Sept. 29	8	4-0
	Oct. 6	6	5-0
	Oct. 13	5	5-0
	Oct. 20	3	6-0
	Oct. 27	3	7-0
	Nov. 3	3	8-0
	Nov. 10	2	9-0
	Nov. 17	2	10-0
	Nov. 24	2	11-0
	Dec. 1	1	12-0
	Dec. 8	1	13-0
Final '13 Poll		**1**	**14-0**

FSU IN THE ALL-TIME AP WEEKLY RANKINGS

2014	Preseason	1	0-0
	Sept. 2	1	1-0
	Sept. 7	1	2-0
	Sept. 14	1	2-0
	Sept. 21	1	3-0
	Sept. 28	1	4-0
	Oct. 5	1	5-0
	Oct. 12	2	6-0
	Oct. 19	2	7-0
	Oct. 26	2	7-0
	Nov. 2	2	8-0
	Nov. 9	2	9-0
	Nov. 16	1	10-0
	Nov. 23	1	11-0
	Nov. 30	2	12-0
	Dec. 7	2	13-0
Final '14 Poll		**5**	**13-1**
2015	Preseason	10	0-0
	Sept. 8	11	1-0
	Sept. 13	9	2-0
	Sept. 20	10	3-0
	Sept. 27	11	3-0
	Oct. 4	12	4-0
	Oct. 11	11	5-0
	Oct. 18	9	6-0
	Oct. 25	17	6-1
	Nov. 1	17	7-1
	Nov. 8	19	7-2
	Nov. 15	16	8-2
	Nov. 22	14	9-2
	Nov. 29	10	10-2
	Dec. 6	9	10-2
Final '15 Poll		**14**	**10-3**

2016	Preseason	4	0-0
	Sept. 6	3	1-0
	Sept. 11	2	2-0
	Sept. 18	13	2-1
	Sept. 25	12	3-1
	Oct. 2	23	3-2
	Oct. 10	14	4-2
	Oct. 16	13	5-2
	Oct. 23	12	5-2
	Oct. 30	19	5-3
	Nov. 6	20	6-3
	Nov. 13	17	7-3
	Nov. 20	15	8-3
	Nov. 27	12	9-3
	Dec. 4	10	9-3
Final '16 Poll		**8**	**10-3**
2017	Preseason	3	0-0
	Sept. 5	10	0-1
	Sept. 10	11	0-1
	Sept. 17	12	0-1
2018	Preseason	19	0-0
2022	Sept. 25	23	4-0
	Nov. 6	25	6-3
	Nov. 13	20	7-3
	Nov. 20	16	8-3
	Nov. 27	14	9-3
	Dec. 4	13	9-3
Final '22 Poll		**11**	**10-3**

2023	Preseason	8	0-0
	Sept. 5	4	1-0
	Sept. 10	3	2-0
	Sept. 17	4	3-0
	Sept. 24	5	4-0
	Oct. 1	5	4-0
	Oct. 8	4	5-0
	Oct. 15	4	6-0
	Oct. 22	4	7-0
	Oct. 29	4	8-0
	Nov. 5	4	9-0
	Nov. 12	4	10-0
	Nov. 19	5	11-0
	Nov. 26	4	12-0
	Dec. 3	4	13-0
Final '23 Poll		**6**	**13-1**
2024	Preseason	10	0-0
2025	Sept. 2	14	1-0
	Sept. 7	10	2-0
	Sept. 14	7	2-0
	Sept. 21	8	3-0
	Sept. 28	18	3-1
	Oct. 5	25	3-2

FSU VS. OPPONENTS RANKED BY THE AP

DATE	OPPONENT		SCORE	SITE	OPP RANK
11/22/52	Georgia Tech	L	0-30	A	2
10/22/55	Georgia Tech	L	0-34	A	13
11/02/56	Miami	L	7-20	A	9
10/12/57	NC State	L	0-7	H	13
11/23/57	Auburn	L	7-29	H	2
11/22/58	Florida	L	7-21	A	12
12/13/58	Oklahoma State	L	6-15	N	19
10/31/59	Georgia	L	0-42	A	14
11/19/60	Auburn	L	21-57	A	9
09/30/61	Florida	T	3-3	A	17
10/07/61	Ole Miss	L	0-33	A	2
10/05/62	Miami	L	6-7	A	9
11/23/63	Auburn	L	15-21	A	9
10/10/64	Kentucky	W	48-6	H	5
10/16/65	Georgia	W	10-3	H	5
10/08/66	Florida	L	19-22	H	10
09/23/67	Alabama	T	37-37	N	2
12/30/67	Penn State	T	17-17	N	10
09/28/68	Florida	L	3-9	H	5
10/05/68	Texas A&M	W	20-14	H	17
11/29/68	Houston	W	40-20	N	10
10/04/69	Florida	L	6-21	A	12
11/29/69	Houston	L	13-41	A	18
12/27/71	Arizona State	L	38-45	N	8
10/28/72	Auburn	L	14-27	A	12
09/29/73	Miami	L	10-14	H	18
11/03/73	Houston	L	3-34	A	18
09/14/74	Pitt	L	6-9	H	13
10/12/74	Alabama	L	7-8	A	3
10/19/74	Florida	L	14-24	H	14
10/26/74	Auburn	L	6-38	A	5
11/23/74	Houston	L	8-23	H	15
10/18/75	Florida	L	8-34	A	14
09/25/76	Oklahoma	L	9-24	A	4
10/09/76	Boston College	W	28-9	A	13
10/16/76	Florida	L	26-33	H	12
10/21/78	Pitt	L	3-7	A	15
11/10/79	South Carolina	W	27-7	H	19
01/01/80	Oklahoma	L	7-24	N	5
10/04/80	Nebraska	W	18-14	A	3
10/11/80	Pitt	W	36-22	H	4
11/22/80	Florida	W	17-13	H	19
01/01/81	Oklahoma	L	17-18	N	4
09/19/81	Nebraska	L	14-34	A	17
10/03/81	Ohio State	W	36-27	A	7
10/17/81	Pitt	L	14-42	A	3
11/07/81	Miami	L	19-27	H	13
11/14/81	Southern Miss	L	14-58	H	14
09/18/82	Pitt	L	17-37	H	2
10/30/82	Miami	W	24-7	A	16
11/20/82	LSU	L	21-55	A	12
12/30/82	West Virginia	W	31-12	N	10
09/10/83	LSU	W	40-35	A	13
10/01/83	Auburn	L	24-27	A	10
11/12/83	Miami	L	16-17	H	6
12/03/83	Florida	L	14-53	A	12
09/22/84	Miami	W	38-3	A	4
10/13/84	Auburn	L	41-42	H	16
11/10/84	South Carolina	L	26-38	A	5
12/01/84	Florida	L	17-27	H	3
09/07/85	Nebraska	W	17-13	A	10
10/12/85	Auburn	L	27-59	A	12
11/02/85	Miami	L	27-35	H	11
11/30/85	Florida	L	14-38	A	6
12/30/85	Oklahoma St.	W	34-23	N	19
09/06/86	Nebraska	L	17-34	A	8
09/27/86	Michigan	L	18-20	A	5
11/01/86	Miami	L	23-41	A	1
10/03/87	Miami	L	25-26	H	3
11/07/87	Auburn	W	34-6	A	6
01/01/88	Nebraska	W	31-28	N	5
09/03/88	Miami	L	0-31	A	6
09/17/88	Clemson	W	24-21	A	3
11/05/88	South Carolina	W	59-0	A	15
01/02/89	Auburn	W	13-7	N	7
09/09/89	Clemson	L	23-34	H	10
09/16/89	LSU	W	31-21	A	21
10/07/89	Syracuse	W	41-10	A	17
10/21/89	Auburn	W	22-14	H	11
10/28/89	Miami	W	24-10	H	2
01/01/90	Nebraska	W	41-17	N	6
10/06/90	Miami	L	22-31	A	9
10/20/90	Auburn	L	17-20	A	5
12/01/90	Florida	W	45-30	H	6
12/29/90	Penn State	W	24-17	N	7
08/29/91	BYU	W	44-28	N	19
09/28/91	Michigan	W	51-31	A	3
10/05/91	Syracuse	W	46-14	H	10
11/16/91	Miami	L	16-17	H	2
11/30/91	Florida	L	9-14	A	5
01/01/92	Texas A&M	W	10-2	N	9
09/12/92	Clemson	W	24-20	A	15
09/19/92	NC State	W	34-13	A	16
10/03/92	Miami	L	16-19	A	2
10/17/92	Georgia Tech	W	29-24	A	16
10/31/92	Virginia	W	13-3	A	23
11/28/92	Florida	W	45-24	H	6
01/01/93	Nebraska	W	27-14	N	11
09/11/93	Clemson	W	57-0	H	17
09/18/93	North Carolina	W	33-7	A	13
10/09/93	Miami	W	28-10	H	3
10/16/93	Virginia	W	40-14	H	15
11/13/93	Notre Dame	L	24-31	A	2
11/27/93	Florida	W	33-21	A	7
01/01/94	Nebraska	W	18-16	N	2
09/24/94	North Carolina	W	31-18	H	13
10/08/94	Miami	L	20-34	A	13
10/29/94	Duke	W	59-20	H	16
11/19/94	NC State	W	34-3	A	25
11/26/94	Florida	T	31-31	H	4
01/02/95	Florida	W	23-17	N	5
11/02/95	Virginia	L	28-33	A	24
11/25/95	Florida	L	24-35	A	3
01/01/96	Notre Dame	W	31-26	N	6
09/28/96	North Carolina	W	13-0	H	11
10/26/96	Virginia	W	31-24	H	14
10/12/96	Miami	W	34-16	A	6
11/16/96	Southern Miss	W	54-14	H	25
11/30/96	Florida	W	24-21	H	1
01/02/97	Florida	L	52-20	N	3
09/06/97	USC	W	14-7	A	23
09/20/97	Clemson	W	35-28	A	16
10/18/97	Georgia Tech	W	38-0	H	21
11/08/97	North Carolina	W	20-3	A	5
11/22/97	Florida	L	29-32	A	10
01/01/98	Ohio State	W	31-14	N	9
08/28/98	Texas A&M	W	23-14	N	15
09/26/98	USC	W	30-10	H	18
10/24/98	Georgia Tech	W	34-7	A	20
11/07/98	Virginia	W	45-14	H	12
11/21/98	Florida	W	23-12	H	4
01/04/99	Tennessee	L	23-16	N	1
09/11/99	Georgia Tech	W	41-35	H	10
09/18/99	NC State	W	42-11	H	20
10/09/99	Miami	W	31-21	H	19
11/20/99	Florida	W	30-23	A	3
01/04/00	Virginia Tech	W	46-29	N	2
10/07/00	Miami	L	24-27	A	7
10/28/00	NC State	W	58-14	A	21
11/04/00	Clemson	W	54-7	H	10
11/18/00	Florida	W	30-7	H	4
01/03/01	Oklahoma	L	2-13	N	1
10/13/01	Miami	L	27-49	H	2
10/27/01	Maryland	W	52-31	H	10
11/17/01	Florida	L	13-37	A	4
01/01/02	Virginia Tech	W	30-17	N	15
10/12/02	Miami	L	27-28	A	1
10/26/02	Notre Dame	L	24-34	H	6
11/30/02	Florida	W	31-14	H	15
01/01/03	Georgia	L	13-26	N	4
10/11/03	Miami	L	22-14	H	2
11/29/03	Florida	W	38-34	A	11
01/01/04	Miami	L	16-14	N	10
09/10/04	Miami	L	10-16	A	5
10/16/04	Virginia	W	36-3	H	6
09/05/05	Miami	W	10-7	H	9
09/17/05	Boston College	W	28-17	A	17
11/26/05	Florida	L	7-34	A	19
12/03/05	Virginia Tech	W	27-22	N	5
01/03/06	Penn State	L	23-26	N	3
09/04/06	Miami	W	13-10	A	12
10/21/06	Boston College	L	19-24	H	22
11/11/06	Wake Forest	L	0-30	H	18
11/25/06	Florida	L	14-21	H	4
09/29/07	Alabama	W	21-14	N	22
11/03/07	Boston College	W	27-17	A	2
11/10/07	Virginia Tech	L	21-40	A	11
11/24/07	Florida	L	12-45	A	12
09/20/08	Wake Forest	L	3-12	H	18
11/22/08	Maryland	W	37-3	A	22
11/29/08	Florida	L	15-45	H	2
09/07/09	BYU	W	54-28	A	7
10/10/09	Georgia Tech	L	44-49	H	22
11/28/09	Florida	L	10-37	A	1
01/01/10	West Virginia	W	33-21	N	18
09/11/10	Oklahoma	L	7-47	A	10
10/09/10	Miami	W	45-17	A	13
12/04/10	Virginia Tech	L	33-44	N	12
12/31/10	South Carolina	W	26-17	N	19
09/17/11	Oklahoma	L	13-23	H	1
09/24/11	Clemson	L	30-35	A	21
09/22/12	Clemson	W	49-37	H	10
11/24/12	Florida	L	26-37	H	6
01/01/13	Northern Illinois	W	31-10	N	16
10/05/13	Maryland	W	63-0	H	25
10/19/13	Clemson	W	51-14	A	3
11/02/13	Miami	W	41-14	H	7
12/07/13	Duke	W	45-7	N	20
01/06/14	Auburn	W	34-31	N	2
09/20/14	Clemson	W	23-17	H	22
10/18/14	Notre Dame	W	31-27	H	5
12/06/14	Georgia Tech	W	37-35	N	12
01/01/15	Oregon	L	20-59	N	3
11/7/15	Clemson	L	13-23	A	3
11/28/15	Florida	W	27-2	A	10
12/31/15	Houston	L	24-38	N	14
9/5/16	Ole Miss	W	45-34	N	11
9/17/16	Louisville	L	20-63	A	10
10/8/16	Miami	W	20-19	A	10
10/29/16	Clemson	L	34-37	H	3
11/26/16	Florida	W	31-13	H	13
12/30/16	Michigan	W	33-32	N	6
9/2/17	Alabama	L	7-24	N	1
10/7/17	Miami	L	20-24	H	13
11/11/17	Clemson	L	14-31	A	4
9/3/18	Virginia Tech	L	3-24	H	20
10/6/18	Miami	L	27-28	A	17
10/27/18	Clemson	L	10-59	H	2
11/10/18	Notre Dame	L	13-42	A	3
11/17/18	Boston College	W	22-21	H	22
11/24/18	Florida	L	14-41	H	13
9/14/19	Virginia	L	24-31	A	25
10/12/19	Clemson	L	14-45	A	2
11/30/19	Florida	L	17-40	A	8
9/26/20	Miami	L	10-52	A	12
10/10/20	Notre Dame	L	26-42	A	5
10/17/20	North Carolina	W	31-28	H	5
9/5/21	Notre Dame	L	38-41	H	9
10/1/22	Wake Forest	L	21-31	H	22
10/8/22	NC State	L	17-19	A	14
10/15/22	Clemson	L	28-34	H	4
9/3/23	LSU	W	45-24	N	5
10/21/23	Duke	W	38-20	H	16
12/2/23	Louisville	W	16-6	N	14
12/30/23	Georgia	L	3-63	N	6
10/5/24	Clemson	L	13-29	H	15
10/26/24	Miami	L	14-36	A	6
11/9/24	Notre Dame	L	3-52	A	10
8/30/25	Alabama	W	31-17	H	8
10/4/25	Miami	L	22-28	H	3

ALL-TIME VS. AP RANKED OPPONENTS

RANK	HOME	AWAY	NEUTRAL	TOTAL
1	1-1	0-3	0-3	**1-7**
2	1-6	1-6	3-0-1	**5-12-1**
3	1-4	5-5	0-3	**6-12**
4	3-2-1	1-3	0-2	**4-7-1**
5	4-1	1-7	4-1	**9-9**
6	3-3	2-3	3-1	**8-7**
7	1-0	3-1	2-0	**6-1**
8	1-0	0-2	0-1	**1-3**
9	1-1	0-5	2-0	**3-6**
10	5-2	3-5	2-1-1	**10-8-1**
11	2-1	1-1	2-0	**5-2**
12	1-1	1-8	1-1	**3-10**
13	2-5	4-2	0-0	**6-7**
14	1-2	0-3	1-1	**2-6**
15	2-2	2-1	2-0	**6-3**
16	2-1	4-0	1-0	**7-1**
17	2-0	2-2-1	0-0	**4-2-1**
18	1-3	0-2	1-0	**2-5**
19	3-0	0-1	3-1	**6-2**
20	1-1	1-0	1-0	**3-1**
21	1-0	2-1	0-0	**3-1**
22	2-3	1-0	1-0	**4-3**
23	0-0	2-0	0-0	**2-0**
24	0-0	0-1	0-0	**0-1**
25	2-0	1-1	0-0	**3-1**
Total	**43-39-1**	**37-63-1**	**29-15-2**	**109-117-4**

FSU vs. Top 25	109-117-4
FSU vs. Top 20	97-111-4
FSU vs. Top 10	53-72-3
FSU vs. Top 5	25-47-2

FSU IN THE ALL-TIME BCS/CFP WEEKLY RANKINGS

FLORIDA STATE IN THE ALL-TIME BOWL CHAMPIONSHIP SERIES STANDINGS (1998-2013)

From 1998 to 2013, the Bowl Championship Series produced rankings used to identify the two teams that would play in the BCS National Championship at the end of the season after the other bowl games. The BCS relied on a combination of polls and computer selection methods to determine relative team rankings to narrow the field to two teams in order to crown an undisputed national champion. The BCS also selected matchups for the other BCS bowl games. The BCS was discontinued in 2013. Florida State appeared in the first three BCS National Championship games (1998, 1999, 2000), winning the second in 1999. The Seminoles won the final BCS National Championship in 2013.

1998	Oct.	26	5
	Nov.	2	6
	Nov.	9	4
	Nov.	16	4
	Nov.	23	4
	Nov.	30	4
Final '98 Poll			**2**

1999	Oct.	25	1
	Nov.	1	1
	Nov.	8	1
	Nov.	15	1
	Nov.	22	1
	Nov.	29	1
Final '99 Poll			**1**

2000	Oct.	23	5
	Oct.	30	3
	Nov.	6	2
	Nov.	13	3
	Nov.	20	2
	Nov.	27	2
Final '00 Poll			**2**

2001	Oct.	22	--
	Oct.	29	--
	Nov.	5	14
	Nov.	12	--
	Nov.	19	--
	Nov.	26	--
	Dec.	3	--
Final '01 Poll			--

Kelvin Benjamin's 2-yard touchdown catch with 13 seconds left gave Florida State a 34-31 victory in the final BCS National Championship at the Rose Bowl.

2002	Oct.	21	12
	Oct.	28	--
	Nov.	4	13
	Nov.	11	11
	Nov.	18	12
	Nov.	25	--
	Dec.	2	14
Final '02 Poll			**14**

2003	Oct.	20	5
	Oct.	27	3
	Nov.	3	3
	Nov.	10	13
	Nov.	17	11
	Nov.	24	9
	Dec.	1	8
Final '03 Poll			**7**

2004	Oct.	18	5
	Oct.	25	5
	Nov.	1	13
	Nov.	8	12
	Nov.	15	8
	Nov.	22	18
	Nov.	29	16
Final '04 Poll			**16**

2005	Oct.	17	11
	Oct.	24	10
	Oct.	31	9
	Nov.	7	19
	Nov.	14	--
	Nov.	21	24
	Nov.	28	--
Final '05 Poll			**22**

2006	Oct.	15	--
	Oct.	22	--
	Oct.	29	--
	Nov.	5	--
	Nov.	12	--
	Nov.	19	--
	Nov.	26	--
Final '06 Poll			--

2007	Oct.	14	--
	Oct.	21	--
	Oct.	28	--
	Nov.	4	--
	Nov.	11	--
	Nov.	18	--
	Nov.	25	--
Final '07 Poll			--

Corey Simon led Florida State's defense in a 46-29 win at the Sugar Bowl to capture the 1999 BCS Championship.

2008	Oct.	19	25
	Oct.	26	15
	Nov.	2	22
	Nov.	9	19
	Nov.	16	--
	Nov.	23	20
	Nov.	30	24
Final '08 Poll			--

2009	Oct.	18	--
	Oct.	25	--
	Nov.	1	--
	Nov.	8	--
	Nov.	15	--
	Nov.	22	--
	Nov.	29	--
Final '09 Poll			**--**

2010	Oct.	17	17
	Oct.	24	16
	Oct.	31	24
	Nov.	7	--
	Nov.	14	25
	Nov.	21	22
	Nov.	28	21
Final '10 Poll			**23**

2011	Oct.	16	--
	Oct.	23	--
	Oct.	30	--
	Nov.	6	--
	Nov.	13	25
	Nov.	20	--
	Nov.	27	--
Final '11 Poll			**--**

2012	Oct.	14	14
	Oct.	21	12
	Oct.	28	9
	Nov.	4	10
	Nov.	11	10
	Nov.	18	10
	Nov.	25	13
Final '12 Poll			**12**

2013	Oct.	20	2
	Oct.	27	3
	Nov.	3	2
	Nov.	10	2
	Nov.	17	2
	Nov.	24	2
	Dec.	1	1
Final '13 Poll			**1**

FLORIDA STATE IN THE ALL-TIME COLLEGE FOOTBALL PLAYOFF RANKINGS (2014-PRESENT)

The College Football Playoff began in 2014 and was created to select the four best teams to play for the CFP National Championship. A selection committee ranks teams based on conference championships won, strength of schedule, head-to-head results, comparison of results against common opponents and other factors. The current playoff format features 12 teams, with first-round games being played on campus. The Cotton, Fiesta, Orange, Peach, Rose and Sugar Bowls rotate the quarterfinal and semifinal games before a National Championship game is played at a neutral site.

Florida State played Oregon in the first-ever College Football Playoff Semifinal on Jan. 1, 2015 at the Rose Bowl. The Seminoles have appeared in three additional "New Year's Six" bowl games, facing Houston in the 2015 Chick-fil-A Peach Bowl, defeating Michigan in the 2016 Orange Bowl and returning to play Georgia in the 2023 Orange Bowl.

2014	Oct.	28	2
	Nov.	4	2
	Nov.	11	3
	Nov.	18	3
	Nov.	25	3
	Dec.	2	4
Final '14 Poll			**3**

2015	Nov.	3	16
	Nov.	10	16
	Nov.	17	14
	Nov.	24	13
	Dec.	1	9
Final '15 Poll			**9**

2016	Nov.	1	22
	Nov.	8	18
	Nov.	15	17
	Nov.	22	14
	Nov.	29	12
Final '16 Poll			**11**

2022	Nov.	8	23
	Nov.	15	19
	Nov.	22	16
	Nov.	29	13
Final '22 Poll			**13**

2023	Oct.	31	4
	Nov.	7	4
	Nov.	14	4
	Nov.	21	5
	Nov.	28	4
Final '23 Poll			**5**

Nyqwan Murray caught the game-winning 12-yard touchdown pass from Deondre Francois with 36 seconds left to lead Florida State to a 33-32 victory over Michigan in the 2016 Orange Bowl. Francois also found Murray for an Orange Bowl-record 92-yard touchdown in the first quarter of the "New Year's Six" Bowl played at Hard Rock Stadium in Miami Gardens, Fla.

LARGEST MARGINS OF VICTORY

All Games

1.	+74	74-0	Oct. 1, 1949	vs. Whiting Field
	+74	77-3	Sept. 6, 2025	vs. East Texas A&M
3.	+71	77-6	Nov. 18, 2017	vs. Delaware State
4.	+69	69-0	Sept. 6, 2008	vs. Western Carolina
5.	+66	69-3	Sept. 1, 2012	vs. Murray State
	+66	80-14	Nov. 23, 2013	vs. Idaho
7.	+63	66-3	Oct. 22, 1988	vs. Louisiana Tech
	+63	70-7	Nov. 14, 1992	vs. Tulane
	+63	63-0	Oct. 5, 2013	vs. #25 Maryland
10.	+62	76-14	Oct. 19, 1985	vs. Tulsa

Florida State's 63-0 win over No. 25 Maryland in 2013 is tied for the largest victory over a ranked team in the history of the Associated Press poll (started in 1936).

Home Games

1.	+74	74-0	Oct. 1, 1949	vs. Whiting Field
	+74	77-3	Sept. 6, 2025	vs. East Texas A&M
3.	+71	77-6	Nov. 18, 2017	vs. Delaware State
4.	+69	69-0	Sept. 6, 2008	vs. Western Carolina
5.	+66	69-3	Sept. 1, 2012	vs. Murray State
	+66	80-14	Nov. 23, 2013	vs. Idaho
7.	+63	66-3	Oct. 22, 1988	vs. Louisiana Tech
	+63	70-7	Nov. 14, 1992	vs. Tulane
	+63	63-0	Oct. 5, 2013	vs. #25 Maryland
10.	+62	76-14	Oct. 19, 1985	vs. Tulsa

Road Games

1.	+59	59-0	Nov. 5, 1988	at #15 South Carolina
2.	+56	59-3	Nov. 9, 2013	at Wake Forest
3.	+52	59-7	Sept. 28, 2000	at Maryland
4.	+51	61-10	Oct. 10, 1987	at Southern Miss
5.	+49	56-7	Sept. 27, 2003	at Duke
6.	+46	49-3	Nov. 2, 1996	at Georgia Tech
7.	+44	58-14	Oct. 28, 2000	at #21 NC State
8.	+42	56-14	Sept. 17, 1994	at Wake Forest
		55-13	Sept. 1, 2001	at Duke
		45-3	Nov. 5, 2022	at Miami

Neutral Games

1.	+44	70-26	Sept. 2, 1995	vs. Duke (Orlando, FL)
2.	+42	42-0	Aug. 28, 1993	vs. Kansas (East Rutherford, NJ)
3.	+38	48-10	Nov. 23, 1996	vs. Maryland (Miami, FL)
4.	+38	45-7	Dec. 7, 2013	vs. Duke (Charlotte, NC - ACC Championship)
5.	+37	44-7	Nov. 9, 1996	vs. Wake Forest (Orlando, FL)
6.	+32	35-3	Nov. 17, 1990	vs. Memphis State (Orlando, FL)
7.	+29	42-13	Dec. 27, 2008	vs. Wisconsin (Orlando, FL - Champs Sports)
		42-13	Dec. 27, 2017	vs. Southern Miss (Shreveport, LA - Independence)
9.	+28	31-3	Sept. 15, 1979	vs. Arizona State (Tampa, FL)
		51-23	Oct. 2, 1999	vs. Duke (Jacksonville, FL)

All ACC Games

1.	+63	63-0	Oct. 5, 2013	vs. #25 Maryland
2.	+60	77-17	Sept. 16, 1995	vs. NC State
3.	+59	62-3	Nov. 20, 1993	vs. NC State
		72-13	Oct. 14, 1995	vs. Wake Forest
5.	+57	57-0	Sept. 11, 1993	vs. #17 Clemson
6.	+56	59-3	Nov. 9, 2013	at Wake Forest
		59-3	Nov. 16, 2013	vs. Syracuse
8.	+54	54-0	Oct. 30, 1993	vs. Wake Forest
9.	+52	59-7	Sept. 28, 2000	at Maryland
		52-0	Sept. 15, 2012	vs. Wake Forest

ACC Home Games

1.	+63	63-0	Oct. 5, 2013	vs. #25 Maryland
2.	+60	77-17	Sept. 16, 1995	vs. NC State
3.	+59	62-3	Nov. 20, 1993	vs. NC State
		72-13	Oct. 14, 1995	vs. Wake Forest
5.	+57	57-0	Sept. 11, 1993	vs. #17 Clemson
6.	+56	59-3	Nov. 16, 2013	vs. Syracuse
7.	+54	54-0	Oct. 30, 1993	vs. Wake Forest
8.	+52	52-0	Sept. 15, 2012	vs. Wake Forest
9.	+51	51-0	Oct. 2, 1993	vs. Georgia Tech
		58-7	Nov. 15, 1997	vs. Wake Forest

ACC Road Games

1.	+56	59-3	Nov. 9, 2013	at Wake Forest
2.	+52	59-7	Sept. 28, 2000	at Maryland
3.	+49	56-7	Sept. 27, 2003	at Duke
4.	+46	49-3	Nov. 2, 1996	at Georgia Tech
5.	+44	58-14	Oct. 28, 2000	at #21 NC State
6.	+42	56-14	Sept. 17, 1994	at Wake Forest
		55-13	Sept. 1, 2001	at Duke
		45-3	Nov. 5, 2022	at Miami
9.	+38	45-7	Sept. 4, 1993	at Duke
10.	+37	37-0	Aug. 30, 2003	at North Carolina
		51-14	Oct. 19, 2013	at #3 Clemson

ACC Neutral Site Games

1.	+44	70-26	Sept. 2, 1995	vs. Duke (Orlando, FL)
2.	+38	48-10	Nov. 23, 1996	vs. Maryland (Miami, FL)
		45-7	Dec. 7, 2013	vs. #20 Duke (Charlotte, NC - ACC Championship)
4.	+37	44-7	Nov. 9, 1996	vs. Wake Forest (Orlando, FL)
5.	+28	51-23	Oct. 2, 1999	vs. Duke (Jacksonville, FL)

Bowl Games

1.	+29	42-13	Dec. 27, 2008	Champs Sports	vs. Wisconsin
		42-13	Dec. 27, 2017	Independence	vs. Southern Miss
3.	+25	28-3	Dec. 30, 1983	Peach	vs. North Carolina
4.	+24	41-17	Jan. 1, 1990	Fiesta	vs. #6 Nebraska
5.	+23	40-17	Dec. 23, 1977	Tangerine	vs. Texas Tech
6.	+21	31-10	Jan. 1, 2013	Orange	vs. #16 Northern Illinois
7.	+19	31-12	Dec. 30, 1982	Gator	vs. #10 West Virginia
8.	+17	36-19	Jan. 2, 1965	Gator	vs. Oklahoma
		31-14	Jan. 1, 1998	Sugar	vs. #9 Ohio State
		46-29	Jan. 4, 2000	Sugar	vs. #2 Virginia Tech
		44-27	Dec. 27, 2006	Emerald	vs. UCLA

Ranked Opponents

1.	+63	63-0	Oct. 5, 2013	vs. #25 Maryland
2.	+59	59-0	Nov. 5, 1988	at #15 South Carolina
3.	+57	57-0	Sept. 11, 1993	vs. #17 Clemson
4.	+47	54-7	Nov. 4, 2000	vs. #10 Clemson
5.	+42	48-6	Oct. 10, 1964	vs. #5 Kentucky
6.	+40	54-14	Nov. 16, 1996	vs. #25 Southern Miss
7.	+39	59-20	Oct. 29, 1994	vs. #16 Duke
8.	+38	45-7	Dec. 7, 2013	vs. #20 Duke (Charlotte, NC - ACC Championship)
		38-0	Oct. 18, 1997	vs. #21 Georgia Tech
10.	+37	51-14	Oct. 19, 2013	at #3 Clemson

Florida State claims two of the three all-time wins on the road against top-5 opponents by at least 35 points: a 38-3 win at No. 4 Miami in 1984 and a 51-14 win at No. 3 Clemson in 2013.

YEAR-BY-YEAR RESULTS

ED WILLIAMSON
(1947) 0-5-0

Ed Williamson was appointed Florida State's first coach just a few weeks before the inaugural football season. He had no stadium, no scholarships and no team name. With only 45 ex-high school players, his teams came close to winning three games that year, although it finished 0-5. Williamson was not paid for coaching the team.

1947 (0-5)

O	18	Stetson	H	–/–	L	6-14
N	14	Cumberland	A	–/–	L	0-6
N	22	Tennessee Tech	H	–/–	L	6-27
N	27	Troy State	H	–/–	L	6-36
D	6	Jacksonville State	H	–/–	L	0-7
						18-90

DON VELLER
(1948-52) 31-12-1

Don Veller won 30 of his first 34 games as head coach at FSU before the Seminoles began playing a major college schedule. His overall record included an undefeated (8-0) season in 1950, the year the Tribe moved into Doak Campbell Stadium. Veller owns the second highest winning percentage of FSU coaches (.716). He is credited with laying the early foundation for the FSU football program.

1948 (7-1)

O	9	Cumberland	H	–/–	W	30-0
O	16	Erskine	A	–/–	L	6-14
O	23	Millsaps	A	–/–	W	7-6
O	30	Stetson	A	–/–	W	18-7
N	13	Mississippi College	H	–/–	W	26-6
N	20	Livingston State	H	–/–	W	12-6
N	27	Troy State	N	–/–	W	20-13
D	4	Tampa**	H	–/–	W	33-12
						152-64

1949 (9-1)

O	1	Whiting Field	H	–/–	W	74-0
O	8	Mississippi College	A	–/–	W	33-12
O	15	Erskine	H	–/–	W	26-7
O	22	Sewanee	A	–/–	W	6-0
O	29	Stetson	N	–/–	W	33-14
N	5	Livingston State	N	–/–	L	6-13
N	12	Millsaps**	H	–/–	W	40-0
N	18	Tampa	A	–/–	W	34-7
N	26	Troy State	H	–/–	W	20-0
Cigar Bowl						
J	2	Wofford	N	–/–	W	19-6
						291-59

1950 (8-0)

S	30	Troy State	A	–/–	W	26-7
O	7	Randolph-Macon	H	–/–	W	40-7
O	14	Howard College	H	–/–	W	20-6
O	21	Newberry	A	–/–	W	24-0
O	28	Sewanee**	H	–/–	W	14-8
N	10	Stetson	A	–/–	W	27-7
N	18	Mississippi College	H	–/–	W	33-0
N	25	Tampa	H	–/–	W	35-19
						219-54

1951 (6-2)

S	29	Troy State	H	–/–	W	40-0
O	5	Miami	A	–/–	L	13-35
O	13	Delta State	H	–/–	W	34-0
O	20	Sal Ross State	H	–/–	W	35-13
O	27	Stetson**	H	–/–	W	13-10
N	3	Jacksonville NAS	A	–/–	W	39-0
N	10	Wofford	H	–/–	W	14-0
N	17	Tampa	A	–/–	L	6-14
						194-72

1952 (1-8-1)

S	27	Louisiana Tech	H	–/–	L	13-32
O	4	Louisville	H	–/–	L	14-41
O	10	VMI	H	–/–	L	7-28
O	25	NC State	A	–/–	L	7-13
N	1	Stetson	N	–/–	T	6-6
N	8	Mississippi Southern	H	–/–	L	21-50
N	15	Furman**	H	–/–	L	0-9
N	22	Georgia Tech	A	–/2	L	0-30
N	29	Wofford	A	–/–	W	27-13
D	6	Tampa	H	–/–	L	6-39
						101-261

TOM NUGENT
(1953-58) 34-28-1

Tom Nugent had a successful coaching stint at Florida State, as indicated by his 34-28-1 record in six years at the Seminole helm. Florida State participated in two bowl games during Nugent's tenure and his 1958 squad was the first FSU team to play Florida. Nugent also served as athletic director while head coach of the Seminoles.

COACHES' CUMULATIVE RECORDS

Name	Tenure	Years	W-L-T	Pct	FSU Pts	OPP Pts
Ed Williamson	1947	1	0-5-0	.000	18	90
Don Veller	1948-52	5	31-12-1	.716	957	510
Tom Nugent	1953-58	6	34-28-1	.548	1,139	927
Perry Moss	1959	1	4-6-0	.400	149	132
Bill Peterson	1960-70	11	62-42-11	.587	2,231	1,620
Larry Jones	1971-73	3	15-19-0	.441	694	729
Darrell Mudra	1974-75	2	4-18-0	.182	317	502
Bobby Bowden*	1976-2009	34	316-97-4	.763	13,693	7,510
Jimbo Fisher	2010-17	8	83-23	.783	3,728	2,006
Willie Taggart	2018-19	2	9-12	.429	508	637
Odell Haggins (interim)	2017 & 2019	2	4-2	.667	202	126
Mike Norvell	2020-Present	6	38-34	.528	2,097	1,780
12 Coaches	**1947-Present**	**79**	**600-298-17**	**.666**	**25,773**	**16,569**

**Due to sanctions imposed on Florida State by the NCAA, the NCAA recognizes Coach Bowden with 377 overall victories and 304 wins at FSU.*

1953 (5-5)

S	25	Miami	A	–/–	L	0-27
O	3	Louisville	H	–/–	W	59-0
O	10	Abilene Christian	H	–/–	L	7-20
O	17	Louisiana Tech	A	–/–	L	21-32
O	31	VMI	H	–/–	W	12-7
N	7	Mississippi Southern	A	–/–	L	0-21
N	14	Furman	H	–/–	L	7-14
N	21	Stetson**	H	–/–	W	13-6
N	28	NC State	H	–/–	W	23-13
D	5	Tampa	A	–/–	W	41-6
						183-146

1954 (8-4)

S	18	Georgia	H	–/–	L	0-14
S	25	Abilene Christian	H	–/–	L	0-13
O	2	Louisville	A	–/–	W	47-6
O	9	Villanova	H	–/–	W	52-13
O	16	NC State	A	–/–	W	13-7
O	23	Auburn	A	–/–	L	0-33
O	30	VMI	N	–/–	W	33-19
N	13	Furman**	H	–/–	W	33-14
N	20	Stetson	A	–/–	W	47-6
N	27	Mississippi Southern	H	–/–	W	19-18
D	4	Tampa	A	–/–	W	13-0
Sun Bowl						
J	1	Texas Western	A	–/–	L	20-47
						277-190

1955 (5-5)

S	17	NC State	H	–/–	W	7-0
S	30	Miami	A	–/–	L	0-34
O	8	Virginia Tech	H	–/–	L	20-24
O	15	Georgia	H	–/–	L	14-47
O	22	Georgia Tech	A	–/13	L	0-34
N	5	Villanova	H	–/–	W	16-13
N	11	Furman	A	–/–	W	19-6
N	19	The Citadel**	H	–/–	W	39-0
N	25	Mississippi Southern	A	–/–	L	6-21
D	3	Tampa	A	–/–	W	26-7
						147-186

1956 (5-4-1)

S	22	Ohio	H	–/–	W	47-7
S	29	Georgia	A	–/–	L	0-3
O	6	Virginia Tech	H	–/–	L	7-20
O	13	NC State	A	–/–	W	14-0
O	20	Wake Forest**	H	–/–	T	14-14
O	27	Villanova	A	–/–	W	20-13
N	2	Miami	A	–/9	L	7-20
N	10	Furman	H	–/–	W	42-7
N	17	Mississippi Southern	H	–/–	W	20-19
N	24	Auburn	A	–/–	L	7-13
						178-116

1957 (4-6)

S	21	Furman	H	–/–	W	27-7
S	28	Boston College	A	–/–	L	7-20
O	5	Villanova	A	–/–	L	7-21
O	12	NC State	H	–/13	L	0-7
O	19	Abilene Christian	H	–/–	W	34-7
O	26	Virginia Tech**	H	–/–	W	20-7
N	8	Miami	H	–/–	L	13-40
N	16	Mississippi Southern	A	–/–	L	0-20
N	23	Auburn	H	–/2	L	7-29
N	30	Tampa	A	–/–	W	21-7
						136-165

1958 (7-4)

S	13	Tennessee Tech	H	–/–	W	22-7
S	20	Furman	H	–/–	W	42-6
S	26	Georgia Tech	A	–/–	L	3-17
O	4	Wake Forest	H	–/–	W	27-24
O	11	Georgia	N	–/–	L	13-28
O	18	Virginia Tech	H	–/–	W	28-0
O	25	Tennessee	A	–/–	W	10-0
N	1	Tampa**	H	–/–	W	43-0
N	7	Miami	A	–/–	W	17-6
N	22	Florida	A	–/12	L	7-21
Bluegrass Bowl						
D	13	Oklahoma State	N	–/19	L	6-15
						218-124

PERRY MOSS
(1959) 4-6-0

Moss was one of two FSU coaches who spent only a year at the school. Midway through the 1959 season, reports were published that Moss would leave to join the Montreal Alouettes of the Canadian Football League. True to the reports, he departed after a brief year in Tallahassee.

1959 (4-6)

S	19	Wake Forest	H	–/–	L	20-22
S	26	The Citadel	H	–/–	W	47-6
O	3	Miami	H	–/–	L	6-7
O	10	Virginia Tech	A	–/–	W	7-6
O	17	Memphis State	A	–/–	L	6-16
O	24	Richmond	H	–/–	W	22-6
O	31	Georgia	A	–/14	L	0-42
N	14	William & Mary**	H	–/–	L	0-9
N	21	Florida	A	–/–	L	8-18
N	28	Tampa	A	–/–	W	33-0
						149-132

BILL PETERSON
(1960-70) 62-42-11

Bill Peterson took over a football program in deep trouble in 1960. When he left, 11 years and four bowl games later, he had become the most significant coach in the first 25 years of Florida State football. Under "Pete," the Seminoles went 62-42-11. The most memorable Peterson year was 1964, when the "Seven Magnificents" led Florida State to a 9-1-1 record and FSU's first ever win over Florida.

1960 (3-6-1)

S	17	Richmond	H	–/–	W	28-0
S	24	Florida	A	–/–	L	0-3
O	1	Wake Forest	H	–/–	W	14-6
O	8	The Citadel	A	–/–	T	0-0
O	15	Mississippi Southern	N	–/–	L	13-15
O	22	William & Mary	H	–/–	W	22-0
O	29	Kentucky**	H	–/–	L	0-23
N	4	Miami	A	–/–	L	7-25
N	12	Houston	H	–/–	L	6-7
N	19	Auburn	A	–/9	L	21-57
						111-136

1961 (4-5-1)

S	16	George Washington	H	–/–	W	15-7
S	30	Florida	A	–/17	T	3-3
O	7	Ole Miss	A	–/2	L	0-33
O	14	Georgia	H	–/–	W	3-0
O	21	Richmond	H	–/–	W	13-7
O	28	Virginia Tech	A	–/–	L	7-10
N	4	Kentucky	A	–/–	L	0-20
N	11	The Citadel	H	–/–	W	44-8
N	18	Mississippi Southern**	H	–/–	L	0-12
N	25	Houston	A	–/–	L	8-28
						93-128

1962 (4-3-3)

S	15	The Citadel	H	–/–	W	49-0
S	22	Kentucky	A	–/–	T	0-0
S	29	Furman	H	–/–	W	42-0
O	5	Miami	A	–/9	L	6-7
O	20	Georgia	A	–/–	W	18-0
O	27	Virginia Tech	H	–/–	W	20-7
N	3	Houston**	H	–/–	L	0-7
N	10	Georgia Tech	A	–/–	T	14-14
N	17	Florida	A	–/–	L	7-20
N	24	Auburn	A	–/–	T	14-14
						170-69

YEAR-BY-YEAR RESULTS

1963 (4-5-1)

S	20	Miami	A	–/–	W	24-0
S	28	Texas Christian	H	–/–	L	0-13
O	12	Wake Forest	H	–/–	W	35-0
O	19	Southern Miss	N	–/–	T	0-0
O	26	Virginia Tech	H	–/–	L	23-31
N	2	Furman	H	–/–	W	49-6
N	9	Georgia Tech	A	–/–	L	7-15
N	16	NC State**	H	–/–	W	14-0
N	23	Auburn	A	–/9	L	15-21
N	30	Florida	A	–/–	L	0-7
						167-93

1964 (9-1-1)

S	19	Miami	A	–/–	W	14-0
S	26	Texas Christian	A	–/–	W	10-0
O	3	New Mexico State	H	–/–	W	36-0
O	10	Kentucky**	H	–/5	W	48-6
O	17	Georgia	A	10/–	W	17-14
O	24	Virginia Tech	A	10/–	L	11-20
O	31	Southern Miss	H	–/–	W	34-0
N	7	Houston	A	–/–	T	13-13
N	14	NC State	H	–/–	W	28-6
N	21	Florida	H	–/–	W	16-7
Gator Bowl						
J	2	Oklahoma	N	–/–	W	36-19
						263-85

1965 (4-5-1)

S	25	Texas Christian	A	–/–	L	3-7
O	2	Baylor	H	–/–	W	9-7
O	9	Kentucky	A	–/–	L	24-26
O	16	Georgia	H	–/5	W	10-3
O	23	Alabama	A	–/–	L	0-21
O	30	Virginia Tech	H	–/–	W	7-6
N	6	Wake Forest**	H	–/–	W	35-0
N	13	NC State	A	–/–	L	0-3
N	20	Houston	H	–/–	T	16-16
N	27	Florida	A	–/–	L	17-30
						121-119

1966 (6-5)

S	17	Houston	H	–/–	L	13-21
S	24	Miami	A	–/–	W	23-20
O	8	Florida	H	–/10	L^	19-22
O	15	Texas Tech	A	–/–	W	42-33
O	22	Mississippi State	H	–/–	W	10-0
O	29	Virginia Tech	A	–/–	L	21-23
N	5	South Carolina	A	–/–	W	32-10
N	12	Syracuse	A	–/–	L	21-37
N	19	Wake Forest**	H	–/–	W	28-0
N	26	Maryland	H	–/–	W	45-21
Sun Bowl						
D	24	Wyoming	N	–/–	L	20-28
						277-219

^The disallowed catch by FSU's Lane Fenner made this an FSU "victory" in the school paper.

1967 (7-2-2)

S	15	Houston	A	–/–	L	13-33
S	23	Alabama	N	–/2	T	37-37
S	30	NC State	H	–/–	L	10-20
O	7	Texas A&M	A	–/–	W	19-18
O	14	South Carolina	H	–/–	W	17-0
O	21	Texas Tech**	H	–/–	W	28-12
O	28	Mississippi State	H	–/–	W	24-12
N	4	Memphis State	A	–/–	W	26-7
N	11	Virginia Tech	H	–/–	W	38-15
N	25	Florida	A	–/–	W	21-16
Gator Bowl						
D	30	Penn State	N	–/10	T	17-17
						250-187

1968 (8-3)

S	21	Maryland	A	–/–	W	24-14
S	28	Florida	H	–/5	L	3-9
O	5	Texas A&M	H	–/17	W	20-14
O	19	Memphis State	H	–/–	W	20-10
O	26	South Carolina	A	20/–	W	35-28
N	2	Virginia Tech	H	18/–	L	22-40
N	9	Mississippi State	A	–/–	W	27-14
N	16	NC State	A	–/–	W	48-7
N	23	Wake Forest**	H	–/–	W	42-24
N	29	Houston	N	–/10	W	40-20
Peach Bowl						
D	30	LSU	N	19/–	L	27-31
						308-211

1969 (6-3-1)

S	20	Wichita State	H	–/–	W	24-0
S	26	Miami	A	–/–	W	16-14
O	4	Florida	A	–/12	L	6-21
O	18	Tulsa	A	–/–	W	38-20
O	25	Mississippi State	H	–/–	W	20-17
N	1	South Carolina**	H	–/–	W	34-9
N	8	Virginia Tech	A	–/–	T	10-10
N	15	Memphis State	H	–/–	L	26-28
N	22	NC State	H	–/–	W	33-22
N	29	Houston	A	–/18	L	13-41
						220-182

1970 (7-4)

S	12	Louisville	H	–/–	W	9-7
S	19	Georgia Tech	A	–/–	L	13-23
S	26	Wake Forest	H	–/–	W	19-14
O	10	Florida	H	–/–	L	27-38
O	17	Memphis State	A	–/–	L	12-16
O	24	South Carolina	A	–/–	W	21-13
O	30	Miami	A	–/–	W	27-3
N	7	Clemson	H	–/–	W	38-13
N	14	Virginia Tech**	H	–/–	W	34-8
N	21	Kansas State	H	–/–	W	33-7
N	26	Houston	N	–/–	L	21-53
						254-195

LARRY JONES
(1971-73) 15-19-0

Larry Jones compiled a 15-19 record in three years as the Seminole head coach. In his first two seasons, the popular coach led his teams to a 15-8 record; but he is probably remembered most for the 1973 campaign, when his team did not win a game.

1971 (8-4)

S	11	Southern Miss	N	–/–	W	24-9
S	18	Miami	A	–/–	W	20-17
S	25	Kansas	H	–/–	W	30-7
O	2	Virginia Tech	A	–/–	W	17-3
O	9	Mississippi State**	H	–/–	W	27-9
O	16	Florida	A	19/–	L	15-17
O	23	South Carolina	H	–/–	W	49-18
O	30	Houston	A	19/–	L	7-14
N	13	Georgia Tech	A	–/–	L	6-12
N	20	Tulsa	H	–/–	W	45-10
N	27	Pitt	H	–/–	W	31-13
Fiesta Bowl						
D	27	Arizona State	N	–/8	L	38-45
						309-174

1972 (7-4)

S	9	Pitt	A	19/–	W	19-7
S	16	Miami	A	20/–	W	37-14
S	23	Virginia Tech	H	17/–	W	27-15
S	30	Kansas	A	16/–	W	44-22
O	7	Florida	H	13/–	L	13-42
O	14	Mississippi State	N	–/–	W	25-21
O	21	Colorado State**	H	–/–	W	37-0
O	28	Auburn	A	17/12	L	14-27
N	4	Houston	H	–/–	L	27-31
N	11	Tulsa	H	–/–	W	23-21
N	18	South Carolina	A	–/–	L	21-24
						287-224

1973 (0-11)

S	15	Wake Forest	A	–/–	L	7-9
S	22	Kansas	H	–/–	L	0-28
S	29	Miami	H	–/18	L	10-14
O	6	Baylor	A	–/–	L	14-21
O	13	Mississippi State	H	–/–	L	12-37
O	20	Memphis State**	H	–/–	L	10-13
O	27	San Diego State	A	–/–	L	17-38
N	3	Houston	A	–/18	L	3-34
N	10	Virginia Tech	A	–/–	L	13-36
N	17	South Carolina	H	–/–	L	12-52
D	1	Florida	A	–/–	L	0-49
						98-331

DARRELL MUDRA
(1974-75) 4-18-0

Darrell Mudra was a successful coach before arriving at Florida State, and he was successful after he left. So much so that he was inducted into the College Football Hall of Fame in 2000. Mudra coached from the press box instead of the sidelines.

1974 (1-10)

S	14	Pitt	H	–/13	L	6-9
S	21	Colorado State	H	–/–	L	7-14
S	28	Kansas	A	–/–	L	9-40
O	5	Baylor	H	–/–	L	17-21
O	12	Alabama	A	–/3	L	7-8
O	19	Florida	H	–/14	L	14-24
O	26	Auburn	A	–/5	L	6-38
N	2	Memphis State	A	–/–	L	14-42
N	8	Miami	A	–/–	W	21-14
N	16	Virginia Tech**	H	–/–	L	21-56
N	23	Houston	H	–/15	L	8-23
						130-289

1975 (3-8)

S	13	Texas Tech	A	–/–	L	20-31
S	20	Utah State	H	–/–	W	17-8
S	27	Iowa State	H	–/–	L	6-10
O	4	Georgia Tech	A	–/–	L	0-30
O	11	Virginia Tech	A	–/–	L	10-13
O	18	Florida	A	–/14	L	8-34
O	25	Auburn	H	–/–	L	14-17
N	1	Clemson	A	–/–	W	43-7
N	8	Memphis State	H	–/–	L	14-17
N	15	Miami**	H	–/–	L	22-24
N	22	Houston	A	–/–	W	33-22
						187-213

BOBBY BOWDEN
(1976-2009) 316-97-4*

Bobby Bowden spent 34 years at the helm of the Seminole program that he resurrected beginning in 1976. By far the winningest coach in school history, Bowden accumulated more wins than the previous seven head coaches combined. He finished his career as major college football's all-time second-winningest coach. Bowden took the Florida State program to the top of the college football world and won two national championships (1993, 1999). Bowden's Seminoles were one of the most dominant bowl teams ever, posting a 21-9-1 record with NCAA records for consecutive bowl wins (10) and consecutive bowl appearances without a loss (14). Bowden is the only coach in the history of college football to lead teams to 10 or more wins over 14 straight seasons. He is also the only coach ever to lead his team to 14 straight finishes among the Associated Press Top Five.

** Due to sanctions imposed on Florida State by the NCAA, the NCAA recognizes Bowden with 377 overall victories and 304 wins at FSU.*

1976 (5-6)

S	11	Memphis State	A	–/–	L	12-21
S	18	Miami	A	–/–	L	0-47
S	25	Oklahoma	A	–/4	L	9-24
O	2	Kansas State	H	–/–	W	20-10
O	9	Boston College	A	–/13	W	28-9
O	16	Florida	H	–/12	L	26-33
O	23	Auburn	A	–/–	L	19-31
O	30	Clemson	H	–/–	L	12-15
N	6	Southern Miss**	H	–/–	W	30-27
N	13	North Texas State	A	–/–	W	21-20
N	20	Virginia Tech	H	–/–	W	28-21
						205-258

1977 (10-2)
RANKED 14th AP

S	10	Southern Miss	A	–/–	W	35-6
S	17	Kansas State	A	–/–	W	18-10
S	24	Miami	H	–/–	L	17-23
O	1	Oklahoma State	A	–/–	W	25-17
O	8	Cincinnati	H	–/–	W	14-0
O	22	Auburn	H	–/–	W	24-3
O	29	North Texas State**	H	20/–	W	35-14
N	5	Virginia Tech	A	15/–	W	23-21
N	12	Memphis State	H	16/–	W	30-9
N	19	San Diego State	A	13/–	L	16-41
D	3	Florida	A	19/–	W	37-9
Tangerine Bowl						
D	23	Texas Tech	N	19/–	W	40-17
						314-170

1978 (8-3)

S	9	Syracuse	A	17/–	W	28-0
S	16	Oklahoma State	H	16/–	W	38-20
S	23	Miami	A	13/–	W	31-21
S	30	Houston	H	10/–	L	21-27
O	7	Cincinnati	H	18/–	W	26-21
O	14	Mississippi State	A	15/–	L	27-55
O	21	Pitt	A	–/15	L	3-7
O	28	Southern Miss	A	–/–	W	38-16
N	11	Virginia Tech	H	–/–	W	24-14
N	18	Navy**	H	–/–	W	38-6
N	25	Florida	H	–/–	W	38-21
						312-208

1979 (11-1)
RANKED 6th AP

S	8	Southern Miss	H	19/–	W	17-14
S	15	Arizona State	N	18/–	W	31-3
S	22	Miami	H	14/–	W	40-23
S	29	Virginia Tech	A	12/–	W	17-10
O	6	Louisville	A	9/–	W	27-0
O	13	Mississippi State	H	9/–	W	17-6
O	27	LSU	A	8/–	W	24-19
N	3	Cincinnati	A	6/–	W	26-21
N	10	South Carolina**	H	7/19	W	27-7
N	17	Memphis State	H	5/–	W	66-17
N	23	Florida	A	5/–	W	27-16
Orange Bowl						
J	1	Oklahoma	N	4/5	L	7-24
						326-160

1980 (10-2)
RANKED 5th AP

S	6	LSU	A	13/–	W	16-0
S	13	Louisville	H	10/–	W	52-0
S	20	East Carolina	H	9/–	W	63-7
S	27	Miami	A	9/–	L	9-10
O	4	Nebraska	A	16/3	W	18-14
O	11	Pitt**	H	11/4	W	36-22
O	18	Boston College	H	7/–	W	41-7
O	25	Memphis State	A	6/–	W	24-3
N	1	Tulsa	H	5/–	W	45-2
N	8	Virginia Tech	H	3/–	W	31-7
D	6	Florida	H	3/19	W	17-13
Orange Bowl						
J	1	Oklahoma	N	2/4	L	17-18
						369-103

YEAR-BY-YEAR RESULTS

1981 (6-5)

S	5	Louisville	H	19/–	W	17-0
S	12	Memphis State	H	18/–	W	10-5
S	19	Nebraska	A	19/17	L	14-34
O	3	Ohio State	A	–/7	W	36-27
O	10	Notre Dame	A	20/–	W	19-13
O	17	Pitt	A	11/3	L	14-42
O	24	LSU	A	20/–	W	38-14
O	31	Western Carolina**	H	17/–	W	56-31
N	7	Miami	H	14/13	L	19-27
N	14	Southern Miss	H	20/14	L	14-58
N	28	Florida	A	–/–	L	3-35
						240-286

1982 (9-3)
RANKED 13th AP

S	4	Cincinnati	H	–/–	W	38-31
S	18	Pitt	H	–/2	L	17-37
S	25	Southern Miss	A	–/–	W	24-17
O	2	Ohio State	A	–/–	W	34-17
O	9	Southern Illinois**	H	–/–	W	59-8
O	16	East Carolina	H	19/–	W	56-17
O	30	Miami	A	14/16	W	24-7
N	6	South Carolina	A	12/–	W	56-26
N	13	Louisville	H	9/–	W	49-14
N	20	LSU	A	7/12	L	21-55
D	4	Florida	H	15/–	L	10-13
Gator Bowl						
D	30	West Virginia	N	–/10	W	31-12
						419-254

1983 (8-4)

S	3	East Carolina	H	7/–	W	47-46
S	10	LSU	A	12/13	W	40-35
S	17	Tulane	A	9/–	W*	28-34
O	1	Auburn	A	17/10	L	24-27
O	8	Pitt	A	–/–	L	16-17
O	15	Cincinnati**	H	–/–	W	43-17
O	20	Louisville	H	–/–	W	51-7
O	29	Arizona State	A	–/–	W	29-26
N	5	South Carolina	H	–/–	W	45-30
N	12	Miami	H	–/6	L	16-17
D	3	Florida	A	–/12	L	14-53
Peach Bowl						
D	30	North Carolina	N	–/–	W	28-3
						381-312

1984 (7-3-2)
RANKED 17th AP

S	1	East Carolina	H	20/–	W	48-17
S	15	Kansas	A	18/–	W	42-16
S	22	Miami	A	15/4	W	38-3
S	29	Temple**	H	9/–	W	44-27
O	6	Memphis State	A	6/–	T	17-17
O	13	Auburn	H	9/16	L	41-42
O	20	Tulane	H	15/–	W	27-6
N	3	Arizona State	A	14/–	W	52-44
N	10	South Carolina	A	11/5	L	26-38
N	17	Chattanooga	H	17/–	W	37-0
D	1	Florida	H	12/3	L	17-27
Citrus Bowl						
D	22	Georgia	N	15/–	T	17-17
						406-254

1985 (9-3)
RANKED 15th AP

A	31	Tulane	A	19/–	W	38-12
S	7	Nebraska	A	17/10	W	17-13
S	21	Memphis State	H	6/–	W	19-10
S	28	Kansas	H	4/–	W	24-20
O	12	Auburn	A	4/12	L	27-59
O	19	Tulsa	H	13/–	W	76-14
O	26	North Carolina	A	11/–	W	20-10
N	2	Miami	H	10/11	L	27-35
N	9	South Carolina	H	16/–	W	56-14
N	16	Western Carolina**	H	15/–	W	50-10
N	30	Florida	A	12/6	L	14-38
Gator Bowl						
D	30	Oklahoma State	N	18/19	W	34-23
						402-258

1986 (7-4-1)

A	30	Toledo	H	11/–	W	24-0
S	6	Nebraska	A	11/8	L	17-34
S	20	North Carolina	H	15/–	T	10-10
S	27	Michigan	A	20/5	L	18-20
O	11	Tulane	H	–/–	W	54-21
O	18	Wichita State	H	–/–	W	59-3
O	25	Louisville	A	–/–	W	54-18
N	1	Miami	A	20/1	L	23-41
N	8	South Carolina	A	–/–	W	45-28
N	15	Southern Miss**	H	–/–	W	49-13
N	29	Florida	H	–/–	L	13-17
All-American Bowl						
D	31	Indiana	N	–/–	W	27-13
						393-218

1987 (11-1)
RANKED 2nd AP

S	5	Texas Tech	H	8/–	W	40-16
S	12	East Carolina	A	8/–	W	44-3
S	19	Memphis State	H	7/–	W	41-24
S	26	Michigan State	A	6/–	W	31-3
O	3	Miami	H	4/3	L	25-26
O	10	Southern Miss	A	6/–	W	61-10
O	17	Louisville	H	4/–	W	32-9
O	31	Tulane**	H	4/–	W	73-14
N	7	Auburn	A	4/6	W	34-6
N	14	Furman	H	4/–	W	41-10
N	28	Florida	A	3/–	W	28-14
Fiesta Bowl						
J	1	Nebraska	N	3/5	W	31-28
						481-163

1988 (11-1)
RANKED 3rd AP

S	3	Miami	A	1/6	L	0-31
S	10	Southern Miss	H	10/–	W	49-13
S	17	Clemson	A	10/3	W	24-21
S	24	Michigan State	H	9/–	W	30-7
O	1	Tulane	A	6/–	W	48-28
O	8	Georgia Southern**	H	6/–	W	28-10
O	15	East Carolina	H	5/–	W	45-21
O	22	Louisiana Tech	H	7/–	W	66-3
N	5	South Carolina	A	5/15	W	59-0
N	12	Virginia Tech	H	5/–	W	41-14
N	26	Florida	H	5/–	W	52-17
Sugar Bowl						
J	2	Auburn	N	4/7	W	13-7
						455-172

1989 (10-2)
RANKED 3rd AP

S	2	Southern Miss	N	6/–	L	26-30
S	9	Clemson	H	16/10	L	23-34
S	16	LSU	A	–/21	W	31-21
S	23	Tulane	H	–/–	W	59-9
O	7	Syracuse	A	22/17	W	41-10
O	14	Virginia Tech	A	19/–	W	41-7
O	21	Auburn	H	14/11	W	22-14
O	28	Miami	H	9/2	W	24-10
N	4	South Carolina**	H	6/–	W	35-10
N	18	Memphis State	H	5/–	W	57-20
D	2	Florida	A	6/–	W	24-17
Fiesta Bowl						
J	1	Nebraska	N	5/6	W	41-17
						424-199

1990 (10-2)
RANKED 4th AP

S	8	East Carolina	H	3/–	W	45-24
S	15	Georgia Southern	H	3/–	W	48-6
S	22	Tulane	A	2/–	W	31-13
S	29	Virginia Tech	H	2/–	W	39-28
O	6	Miami	A	2/9	L	22-31
O	20	Auburn	A	7/5	L	17-20
O	27	LSU	H	12/–	W	42-3
N	3	South Carolina	A	12/–	W	41-10
N	10	Cincinnati**	H	12/–	W	70-21
N	17	Memphis State	N	9/–	W	35-3
D	1	Florida	H	8/6	W	45-30
Blockbuster Bowl						
D	28	Penn State	N	6/7	W	24-17
						459-206

1991 (11-2)
RANKED 4th AP

A	29	BYU	N	1/19	W	44-28
S	7	Tulane	H	1/–	W	38-11
S	14	Western Michigan	H	1/–	W	58-0
S	28	Michigan	A	1/3	W	51-31
O	5	Syracuse	H	1/10	W	46-14
O	12	Virginia Tech	N	1/–	W	33-20
O	19	Middle Tennessee State**	H	1/–	W	39-10
O	26	LSU	A	1/–	W	27-16
N	2	Louisville	A	1/–	W	40-15
N	9	South Carolina	H	1/–	W	38-10
N	16	Miami	H	1/2	L	16-17
N	30	Florida	A	3/5	L	9-14
Cotton Bowl						
J	1	Texas A&M	N	5/9	W	10-2
						449-188

1992 (11-1, 8-0)
RANKED 2nd AP - ACC Champions

S	5	Duke	H	4/–	W	48-21
S	12	Clemson	A	5/15	W	24-20
S	19	NC State	A	3/16	W	34-13
S	26	Wake Forest	H	3/–	W	35-7
O	3	Miami	A	3/2	L	16-19
O	10	North Carolina	H	8/–	W	36-13
O	17	Georgia Tech	A	6/16	W	29-24
O	31	Virginia	A	6/23	W	13-3
N	7	Maryland**	H	6/–	W	69-21
N	14	Tulane	H	5/–	W	70-7
N	28	Florida	H	3/6	W	45-24
Orange Bowl						
J	1	Nebraska	N	3/11	W	27-14
						446-186

1993 (12-1, 8-0)
RANKED 1st AP
National Champions - ACC Champions

A	28	Kansas	N	1/–	W	42-0
S	4	Duke	A	1/–	W	45-7
S	11	Clemson	H	1/17	W	57-0
S	18	North Carolina	A	1/13	W	33-7
O	2	Georgia Tech	H	1/–	W	51-0
O	9	Miami	H	1/3	W	28-10
O	16	Virginia	H	1/15	W	40-14
O	30	Wake Forest**	H	1/–	W	54-0
N	6	Maryland	A	1/–	W	49-20
N	13	Notre Dame	A	1/2	L	24-31
N	20	NC State	H	2/–	W	62-3
N	27	Florida	A	1/7	W	33-21
Orange Bowl						
J	1	Nebraska	N	1/2	W	18-16
						536-129

1994 (10-1-1, 8-0)
RANKED 4th AP - ACC Champions

S	3	Virginia	H	4/–	W	41-17
S	10	Maryland	A	4/–	W	52-20
S	17	Wake Forest	A	3/–	W	56-14
S	24	North Carolina	H	3/13	W	31-18
O	8	Miami	A	3/13	L	20-34
O	22	Clemson**	H	10/–	W	17-0
O	29	Duke	H	9/16	W	59-20
N	5	Georgia Tech	A	8/–	W	41-10
N	12	Notre Dame	N	8/–	W	23-16
N	19	NC State	A	8/25	W	34-3
N	26	Florida	H	7/4	T	31-31
Sugar Bowl						
J	2	Florida	N	7/5	W	23-17
						428-200

1995 (10-2, 7-1)
RANKED 4th AP - ACC Champions

S	2	Duke	N	1/–	W	70-26
S	9	Clemson	A	1/–	W	45-26
S	16	NC State	H	1/–	W	77-17
S	23	UCF	H	1/–	W	46-14
O	7	Miami	H	1/–	W	41-17
O	14	Wake Forest**	H	1/–	W	72-13
O	21	Georgia Tech	H	1/–	W	42-10
N	2	Virginia	A	2/24	L	28-33
N	11	North Carolina	A	6/–	W	28-12
N	18	Maryland	H	6/–	W	59-17
N	25	Florida	A	6/3	L	24-35
Orange Bowl						
J	1	Notre Dame	N	8/6	W	31-26
						563-246

1996 (11-1, 8-0)
RANKED 3rd AP - ACC Champions

S	7	Duke	H	3/–	W	44-7
S	19	NC State	A	3/–	W	51-17
S	28	North Carolina	H	2/11	W	13-0
O	5	Clemson	H	2/–	W	34-3
O	12	Miami	A	3/6	W	34-16
O	26	Virginia**	H	3/14	W	31-24
N	2	Georgia Tech	A	3/–	W	49-3
N	9	Wake Forest	N	3/–	W	44-7
N	16	Southern Miss	H	3/25	W	54-14
N	23	Maryland	N	3/–	W	48-10
N	30	Florida	H	2/1	W	24-21
Sugar Bowl						
J	2	Florida	N	1/3	L	20-52
						446-174

1997 (11-1, 8-0)
RANKED 3rd AP - ACC Champions

S	6	Southern California	A	5/23	W	14-7
S	13	Maryland	H	5/–	W	50-7
S	20	Clemson	A	5/16	W	35-28
O	4	Miami	H	4/–	W	47-0
O	11	Duke	A	4/–	W	51-27
O	18	Georgia Tech	H	4/21	W	38-0
O	25	Virginia	A	3/–	W	47-21
N	1	NC State**	H	3/–	W	48-35
N	8	North Carolina	A	3/5	W	20-3
N	15	Wake Forest	H	2/–	W	58-7
N	22	Florida	A	2/10	L	29-32
Sugar Bowl						
J	1	Ohio State	N	4/9	W	31-14
						468-181

1998 (11-2, 7-1)
RANKED 3rd AP - ACC Champions

A	31	Texas A&M	N	2/15	W	23-14
S	12	NC State	A	2/–	L	7-24
S	19	Duke	H	11/–	W	62-13
S	26	Southern California	H	10/18	W	30-10
O	3	Maryland	A	9/–	W	24-10
O	10	Miami	A	8/–	W	26-14
O	17	Clemson**	H	6/–	W	48-0
O	24	Georgia Tech	A	6/20	W	34-7
O	31	North Carolina	H	5/–	W	39-13
N	7	Virginia	H	6/12	W	45-14
N	14	Wake Forest	A	5/–	W	24-7
N	21	Florida	H	5/4	W	23-12
Fiesta Bowl						
J	4	Tennessee	N	2/1	L	16-23
						401-161

YEAR-BY-YEAR RESULTS

10-win seasons
Bobby Bowden (1976-2009)

1999 (12-0, 8-0)
RANKED 1st AP
National Champions - ACC Champions

A	28	Louisiana Tech	H	1/–	W	41-7
S	11	Georgia Tech	H	1/10	W	41-35
S	18	NC State	H	1/20	W	42-11
S	25	North Carolina	A	1/–	W	42-10
O	2	Duke	N	1/–	W	51-23
O	9	Miami	H	1/19	W	31-21
O	16	Wake Forest**	H	1/–	W	33-10
O	23	Clemson	A	1/–	W	17-14
O	30	Virginia	A	1/–	W	35-10
N	13	Maryland	H	1/–	W	49-10
N	20	Florida	A	1/3	W	30-23
Sugar Bowl						
J	4	Virginia Tech	N	1/2	W	46-29
						458-203

2000 (11-2, 8-0)
RANKED 5th AP - ACC Champions

A	26	BYU	N	2/–	W	29-3
S	9	Georgia Tech	A	2/–	W	26-21
S	16	North Carolina	H	2/–	W	63-14
S	23	Louisville	H	2/–	W	31-0
S	28	Maryland	A	2/–	W	59-7
O	7	Miami	A	1/7	L	24-27
O	14	Duke**	H	7/–	W	63-14
O	21	Virginia	H	6/–	W	37-3
O	28	NC State	A	6/21	W	58-14
N	4	Clemson	H	4/10	W	54-7
N	11	Wake Forest	A	3/–	W	35-6
N	18	Florida	H	3/4	W	30-7
Orange Bowl						
J	3	Oklahoma	N	3/1	L	2-13
						511-136

2001 (8-4, 6-2)
RANKED 15th AP

S	1	Duke	A	6/–	W	55-13
S	8	UAB	H	6/–	W	29-7
S	22	North Carolina	A	6/–	L	9-41
S	29	Wake Forest	H	18/–	W	48-24
O	13	Miami	H	14/2	L	27-49
O	20	Virginia	A	21/–	W	43-7
O	27	Maryland	H	19/10	W	52-31
N	3	Clemson	A	14/–	W	41-27
N	10	NC State**	H	10/–	L	28-34
N	17	Florida	A	21/4	L	13-37
D	1	Georgia Tech	H	–/–	W	28-17
Gator Bowl						
J	1	Virginia Tech	N	24/15	W	30-17
						403-304

2002 (9-5, 7-1)
RANKED 21st AP - ACC Champions

A	24	Iowa State	N	5/–	W	38-31
A	31	Virginia	H	5/–	W	40-19
S	14	Maryland	A	5/–	W	37-10
S	21	Duke	H	5/–	W	48-17
S	26	Louisville (OT)	A	4/–	L	20-26
O	3	Clemson	H	11/–	W	48-31
O	12	Miami	A	9/1	L	27-28
O	26	Notre Dame	H	11/6	L	24-34
N	2	Wake Forest	A	18/–	W	34-21
N	9	Georgia Tech	A	17/–	W	21-13
N	16	North Carolina**	H	15/–	W	40-14
N	23	NC State	A	14/–	L	7-17
N	30	Florida	H	23/15	W	31-14
Sugar Bowl						
J	1	Georgia	N	16/4	L	13-26
						428-301

2003 (10-3, 7-1)
RANKED 11th AP - ACC Champions

A	30	North Carolina	A	13/–	W	37-0
S	6	Maryland	H	11/–	W	35-10
S	13	Georgia Tech	H	10/–	W	14-13
S	20	Colorado	H	10/–	W	47-7
S	27	Duke	A	6/–	W	56-7
O	11	Miami	H	5/2	L	14-22
O	18	Virginia	A	7/–	W	19-14
O	25	Wake Forest	H	6/–	W	48-24
N	1	Notre Dame	A	5/–	W	37-0
N	8	Clemson	A	3/–	L	10-26
N	15	NC State** (2 OT)	H	13/–	W	50-44
N	29	Florida	A	9/11	W	38-34
Orange Bowl						
J	1	Miami	N	9/10	L	14-16
						419-217

2004 (9-3, 6-2)
RANKED 15th AP

S	10	Miami (OT)	A	4/5	L	10-16
S	18	UAB	H	8/-	W	34-7
S	25	Clemson	H	8/-	W	41-22
O	2	North Carolina	H	9/-	W	38-16
O	9	Syracuse	A	8/-	W	17-13
O	16	Virginia	H	7/6	W	36-3
O	23	Wake Forest	A	5/-	W	20-17
O	30	Maryland	A	5/-	L	17-20
N	6	Duke**	H	13/-	W	29-7
N	11	NC State	A	11/-	W	17-10
N	20	Florida	H	10/-	L	13-20
Gator Bowl						
J	1	West Virginia	N	17/-	W	30-18
						302-169

2005 (8-5, 5-3)
RANKED 22nd AP - ACC Champions

S	5	Miami	H	14/9	W	10-7
S	10	The Citadel	H	11/-	W	62-10
S	17	Boston College	A	8/17	W	28-17
O	1	Syracuse	H	6/-	W	38-14
O	8	Wake Forest	H	4/-	W	41-24
O	15	Virginia	A	4/-	L	21-26
O	22	Duke	A	11/-	W	55-24
O	29	Maryland**	H	10/-	W	35-27
N	5	NC State	H	9/-	L	15-20
N	12	Clemson	A	17/-	L	14-35
N	26	Florida	A	23/19	L	7-34
ACC Championship						
D	3	Virginia Tech	N	-/5	W	27-22
Orange Bowl						
J	3	Penn State (3 OT)	N	22/3	L	23-26
						376-286

2006 (7-6, 3-5)

S	4	Miami	A	11/12	W	13-10
S	9	Troy	H	9/-	W	24-17
S	16	Clemson	H	9/-	L	20-27
S	23	Rice?	H	18/-	W	55-7
O	5	NC State	A	17/-	L	20-24
O	14	Duke?	A	-/-	W	51-24
O	21	Boston College	H	-/22	L	19-24
O	28	Maryland	A	-/-	L	24-27
N	4	Virginia?	H	-/-	W	33-0
N	11	Wake Forest	H	-/18	L	0-30
N	18	Western Michigan**?	H	-/-	W	28-20
N	25	Florida	H	-/4	L	14-21
Emerald Bowl						
D	27	UCLA?	N	-/-	W	44-27
						345-258

2007 (7-6, 4-4)

S	3	Clemson	A	19/-	L	18-24
S	8	UAB?	H	-/-	W	34-24
S	15	Colorado?	A	-/-	W	16-6
S	29	Alabama?	N	-/22	W	21-14
O	6	NC State?	H	-/-	W	27-10
O	11	Wake Forest	A	21/-	L	21-24
O	20	Miami	H	-/-	L	29-37
O	27	Duke**?	H	-/-	W	25-6
N	3	Boston College?	A	-/2	W	27-17
N	10	Virginia Tech	A	-/11	L	21-40
N	17	Maryland?	H	-/-	W	24-16
N	24	Florida	A	-/12	L	12-45
Music City Bowl						
D	31	Kentucky	N	-/-	L	28-35
						303-298

2008 (9-4, 5-3)
RANKED 21st AP

S	6	Western Carolina	H	-/-	W	69-0
S	13	Chattanooga	H	-/-	W	46-7
S	20	Wake Forest	H	24/18	L	3-12
S	27	Colorado	N	-/-	W	39-21
O	4	Miami	A	-/-	W	41-39
O	16	NC State	A	-/-	W	26-17
O	25	Virginia Tech	H	24/-	W	30-20
N	1	Georgia Tech	A	16/-	L	28-31
N	8	Clemson	H	24/-	W	41-27
N	15	Boston College**	H	20/-	L	17-27
N	22	Maryland	A	-/22	W	37-3
N	29	Florida	H	23/2	L	15-45
Champs Sports Bowl						
D	27	Wisconsin	N	-/-	W	42-13
						434-262

2009 (7-6, 4-4)

S	7	Miami	H	18/-	L	34-38
S	12	Jacksonville State	H	-/-	W	19-9
S	19	BYU	A	-/7	W	54-28
S	26	South Florida	H	18/-	L	7-17
O	3	Boston College	A	-/-	L	21-28
O	10	Georgia Tech	H	-/22	L	44-49
O	22	North Carolina	A	-/-	W	30-27
O	31	NC State**	H	-/-	W	45-42
N	7	Clemson	A	-/-	L	24-40
N	14	Wake Forest	A	-/-	W	41-28
N	21	Maryland	H	-/-	W	29-26
N	28	Florida	A	-/1	L	10-37
Gator Bowl						
J	1	West Virginia	N	-/18	W	33-21
						391-390

JIMBO FISHER
(2010-17) 83-23-0

Jimbo Fisher led the Florida State program for nearly eight full seasons. He finished his career with five bowl wins, including the 2013 National Championship and two Orange Bowl titles. He earned the highest winning percentage in ACC history (.783) and his 78 wins in his first seven years were the most by a Power Five coach through their first seven seasons in modern history. Fisher guided the Seminoles to three consecutive ACC championships from 2012-2014, winning a school- and ACC-record 29 straight games in the process. In 2013, Fisher planted the Seminoles back at the top of the college football world, leading Florida State to a 14-0 record en route to the final national championship of the BCS era.

2010 (10-4, 6-2)
RANKED 16th AP

S	4	Samford	H	20/-	W	59-6
S	11	Oklahoma	A	17/10	L	17-47
S	18	BYU	H	-/-	W	34-10
S	25	Wake Forest	H	-/-	W	31-0
O	2	Virginia	A	-/-	W	34-10
O	9	Miami	A	23/13	W	45-17
O	16	Boston College	H	16/-	W	24-19
O	28	NC State	A	16/-	L	24-28
N	6	North Carolina**	H	24/-	L	35-37
N	13	Clemson	H	-/-	W	16-13
N	20	Maryland	A	-/-	W	30-16
N	27	Florida	H	22/-	W	31-7
ACC Championship						
D	4	Virginia Tech	N	20/12	L	33-44
Chick-fil-A Bowl						
D	31	South Carolina	N	23/19	W	26-17
						439-271

2011 (9-4, 5-3)
RANKED 23rd AP

S	3	Louisiana-Monroe	H	6/-	W	34-0
S	10	Charleston Southern	H	5/-	W	62-10
S	17	Oklahoma	H	5/1	L	13-23
S	24	Clemson	A	11/21	L	30-35
O	8	Wake Forest	A	23/-	L	30-35
O	15	Duke	A	-/-	W	41-16
O	22	Maryland	H	-/-	W	41-16
O	29	NC State	H	-/-	W	34-0
N	3	Boston College	A	-/-	W	38-7
N	12	Miami	H	-/-	W	23-19
N	19	Virginia**	H	23/-	L	13-14
N	26	Florida	A	-/-	W	21-7
Champs Sports Bowl						
D	29	Notre Dame	N	25/-	W	18-14
						398-196

YEAR-BY-YEAR RESULTS

2012 (12-2, 7-1)
RANKED 10th AP - ACC Champions

S	1	Murray State	H	7/-	W	69-3
S	8	Savannah State	H	6/-	W	55-0
S	15	Wake Forest	H	5/-	W	52-0
S	22	Clemson	H	4/10	W	49-37
S	29	South Florida	A	4/-	W	30-17
O	6	NC State	A	3/-	L	16-17
O	13	Boston College	H	12/-	W	51-7
O	20	Miami	A	12/-	W	33-20
O	27	Duke**	H	11/-	W	48-7
N	8	Virginia Tech	A	8/-	W	28-22
N	17	Maryland	A	10/-	W	41-14
N	24	Florida	H	10/6	L	26-37
ACC Championship						
D	1	Georgia Tech	N	13/-	W	21-15
Orange Bowl						
J	1	Northern Illinois	N	13/16	W	31-10
						550-206

2013 (14-0, 8-0)
RANKED 1st AP
National Champions - ACC Champions

S	2	Pitt	A	11/-	W	41-13
S	14	Nevada	H	10/-	W	62-7
S	21	Bethune-Cookman	H	8/-	W	54-6
S	28	Boston College	A	8/-	W	48-34
O	5	Maryland	H	8/25	W	63-0
O	19	Clemson	A	5/3	W	51-14
O	26	NC State	H	3/-	W	49-17
N	2	Miami	H	3/7	W	41-14
N	9	Wake Forest	A	3/-	W	59-3
N	16	Syracuse**	H	2/-	W	59-3
N	23	Idaho	H	2/-	W	80-14
N	30	Florida	A	2/-	W	37-7
ACC Championship						
D	7	Duke	N	1/20	W	45-7
BCS Championship						
J	6	Auburn	N	1/2	W	34-31
						723-170

2014 (13-1, 8-0)
RANKED 5th AP - ACC Champions

A	30	Oklahoma State	N	1/-	W	37-31
S	6	The Citadel	H	1/-	W	37-12
S	20	Clemson (OT)	H	1/22	W	23-17
S	27	NC State	A	1/-	W	56-41
O	4	Wake Forest	H	1/-	W	43-3
O	11	Syracuse	A	1/-	W	38-20
O	18	Notre Dame	H	2/5	W	31-27
O	30	Louisville	A	2/-	W	42-31
N	8	Virginia**	H	2/-	W	34-20
N	15	Miami	A	2/-	W	30-26
N	22	Boston College	H	1/-	W	20-17
N	29	Florida	H	1/-	W	24-19
ACC Championship						
D	6	Georgia Tech	N	2/12	W	37-35
Rose Bowl - CFP Semifinal						
J	1	Oregon	N	2/3	L	20-59
						472-358

2015 (10-3, 6-2)
RANKED 14th AP

S	5	Texas State	H	10/-	W	59-16
S	12	South Florida	H	11/-	W	34-14
S	18	Boston College	A	9/-	W	14-0
O	3	Wake Forest	A	11/-	W	24-16
O	10	Miami	H	12/-	W	29-24
O	17	Louisville	H	11/-	W	41-21
O	24	Georgia Tech	A	9/-	L	16-22
O	31	Syracuse	H	17/-	W	45-21
N	7	Clemson	A	17/3	L	13-23
N	14	NC State**	H	19/-	W	34-17
N	21	Chattanooga	H	16/-	W	52-13
N	28	Florida	A	14/10	W	27-2
Peach Bowl						
D	31	Houston	N	9/14	L	24-38
						412-227

2016 (10-3, 5-3)
RANKED 8th AP

S	5	Ole Miss	N	4/11	W	45-34
S	10	Charleston Southern	H	3/-	W	52-8
S	17	Louisville	A	2/10	L	20-63
S	24	South Florida	A	13/-	W	55-35
O	1	North Carolina	H	12/-	L	35-37
O	8	Miami	A	23/10	W	20-19
O	15	Wake Forest**	H	14/-	W	17-6
O	29	Clemson	H	12/3	L	34-37
N	5	NC State	A	19/-	W	24-20
N	11	Boston College	H	20/-	W	45-7
N	19	Syracuse	A	17/-	W	45-14
N	26	Florida	H	15/13	W	31-13
Orange Bowl						
D	30	Michigan	N	10/6	W	33-32
						456-325

2017 (7-6, 3-5)

S	2	Alabama	N	3/1	L	7-24
S	23	NC State	H	12/-	L	21-27
S	30	Wake Forest	A	-/-	W	26-19
O	7	Miami	H	-/13	L	20-24
O	14	Duke	A	-/-	W	17-10
O	21	Louisville	H	-/-	L	28-31
O	27	Boston College	A	-/-	L	3-35
N	4	Syracuse	H	-/-	W	27-24
N	11	Clemson	A	-/4	L	14-31
N	18	Delaware State**	H	-/-	W	77-6
N	25	Florida	A	-/-	W	38-22
Final two games coached by interim head coach Odell Haggins						
D	2	Louisiana-Monroe	H	-/-	W	42-10
Independence Bowl						
D	27	Southern Miss	N	-/-	W	42-13
						362-276

WILLIE TAGGART
(2018-19) 9-12-0

Willie Taggart returned to his home state when he was named Florida State's 10th full-time head coach on Dec. 5, 2017. The Palmetto native guided FSU through a transition in 2018 with 25 student-athletes making their collegiate debut and 19 starting as a Seminole for the first time. That year, FSU beat a ranked team for the first time since 2016. His tenure ended nine games into the 2019 season with the Seminoles holding a 4-5 record.

2018 (5-7, 3-5)

S	3	Virginia Tech	H	19/20	L	3-24
S	8	Samford	H	-/-	W	36-26
S	15	Syracuse	A	-/-	L	7-30
S	22	Northern Illinois	H	-/-	W	37-19
S	29	Louisville	A	-/-	W	28-24
O	6	Miami	A	-/17	L	27-28
O	20	Wake Forest**	H	-/-	W	38-17
O	27	Clemson	H	-/2	L	10-59
N	3	NC State	A	-/-	L	28-47
N	10	Notre Dame	A	-/3	L	13-42
N	17	Boston College	H	-/22	W	22-21
N	24	Florida	H	-/13	L	14-41
						263-378

2019 (6-7, 4-4)

A	31	Boise State	H	-/-	L	31-36
S	7	Louisiana-Monroe (OT)	H	-/-	W	45-44
S	14	Virginia	A	-/25	L	24-31
S	21	Louisville	H	-/-	W	35-24
S	28	NC State	H	-/-	W	31-13
O	12	Clemson	A	-/2	L	14-45
O	19	Wake Forest	A	-/-	L	20-22
O	26	Syracuse**	H	-/-	W	35-17
N	2	Miami	H	-/-	L	10-27
Final four games coached by interim head coach Odell Haggins						
N	9	Boston College	A	-/-	W	38-31
N	16	Alabama State	H	-/-	W	49-12
N	30	Florida	A	-/8	L	17-40
Sun Bowl						
D	31	Arizona State	N	-/-	L	14-20
						363-362

MIKE NORVELL
(2020-Present) 38-34-0

Mike Norvell was named Florida State's 11th full-time head coach on Dec. 8, 2019. In his first season, he led the youngest team in the country through a year impacted by the global COVID-19 pandemic, and he became the only coach in ACC history to beat a top-5 team in his first season. In year three, he led the Seminoles to their 25th 10-win season and a bowl victory over Oklahoma before springboarding that into a perfect 13-0 regular season and the program's 16th ACC title in 2023.

2020 (3-6, 2-6)

S	12	Georgia Tech	H	-/-	L	13-16
S	26	Miami	A	-/12	L	10-52
O	3	Jacksonville State	H	-/-	W	41-24
O	10	Notre Dame	A	-/5	L	26-42
O	17	North Carolina	H	-/5	W	31-28
O	24	Louisville	A	-/-	L	16-48
N	7	Pitt	H	-/-	L	17-41
N	14	NC State	A	-/-	L	22-38
D	12	Duke	H	-/-	W	56-35
						232-324

2021 (5-7, 4-4)

S	5	Notre Dame (OT)	H	-/9	L	38-41
S	11	Jacksonville State	H	-/-	L	17-20
S	18	Wake Forest	A	-/-	L	14-35
S	25	Louisville	H	-/-	L	23-31
O	2	Syracuse	H	-/-	W	33-30
O	9	North Carolina	A	-/-	W	35-25
O	23	UMass**	H	-/-	W	59-3
O	30	Clemson	A	-/-	L	20-30
N	6	NC State	H	-/-	L	14-28
N	13	Miami	H	-/-	W	31-28
N	20	Boston College	A	-/-	W	26-23
N	27	Florida	A	-/-	L	21-24
						331-318

2022 (10-3, 5-3)
RANKED 11th AP

A	27	Duquesne	H	-/-	W	47-7
S	4	LSU	N	-/-	W	24-23
S	16	Louisville	A	-/-	W	35-31
S	24	Boston College	H	-/-	W	44-14
O	1	Wake Forest	H	23/22	L	21-31
O	8	NC State	A	-/14	L	17-19
O	15	Clemson	H	-/4	L	28-34
O	29	Georgia Tech	H	-/-	W	41-16
N	5	Miami	A	-/-	W	45-3
N	12	Syracuse	A	25/-	W	38-3
N	19	Louisiana	H	20/-	W	49-17
N	25	Florida	H	16/-	W	45-38
Cheez-It Bowl						
D	29	Oklahoma	N	13/-	W	35-32
						469-268

2023 (13-1, 8-0)
RANKED 6th AP - ACC Champions

S	3	LSU	N	8/5	W	45-24
S	9	Southern Miss	H	4/-	W	66-13
S	16	Boston College	A	3/-	W	31-29
S	23	Clemson (OT)	A	4/-	W	31-24
O	7	Virginia Tech	H	5/-	W	39-17
O	14	Syracuse	H	4/-	W	41-3
O	21	Duke**	H	4/16	W	38-20
O	28	Wake Forest	A	4/-	W	41-16
N	4	Pitt	A	4/-	W	24-7
N	11	Miami	H	4/-	W	27-20
N	18	North Alabama	H	4/-	W	58-13
N	25	Florida	A	5/-	W	24-15
ACC Championship						
D	2	Louisville	N	4/14	W	16-6
Orange Bowl						
D	30	Georgia	N	4/6	L	3-63
						484-270

2024 (2-10, 1-7)

A	24	Georgia Tech	N	10/-	L	21-24
S	2	Boston College	H	10/-	L	13-28
S	14	Memphis	H	-/-	L	12-20
S	21	California	H	-/-	W	14-9
S	28	SMU	A	-/-	L	16-42
O	5	Clemson	H	-/15	L	13-29
O	18	Duke	A	-/-	L	16-23
O	26	Miami	A	-/6	L	14-36
N	2	North Carolina	H	-/-	L	11-35
N	9	Notre Dame	A	-/10	L	3-52
N	23	Charleston Southern**	H	-/-	W	41-7
N	30	Florida	H	-/-	L	11-31
						185-336

2025 (5-7, 2-6)

A	30	Alabama	H	-/8	W	31-17
S	6	East Texas A&M	H	14/-	W	77-3
S	20	Kent State	H	7/-	W	66-10
S	26	Virginia (2 OT)	A	8/-	L	38-46
O	4	Miami	H	18/3	L	22-28
O	11	Pitt	H	25/-	L	31-34
O	18	Stanford	A	-/-	L	13-20
N	1	Wake Forest**	H	-/-	W	42-7
N	8	Clemson	A	-/-	L	10-24
N	15	Virginia Tech	H	-/-	W	34-14
N	21	NC State	A	-/-	L	11-21
N	29	Florida	A	-/-	L	21-40
						396-264

*Won by forfeit; **Homecoming;
? Vacated victory due to sanctions imposed by NCAA

BOWL GAMES IN REVIEW

CIGAR BOWL
JANUARY 2, 1950
TAMPA, FLA.

6 — 19

SCORE BY QUARTERS

	1	2	3	4	F
Wofford	6	0	0	0	6
Florida State	0	13	0	6	19

SCORING SUMMARY

WOF	Quick recovered fumble for 2 yd score (Barbere kick failed)
FSU	Parrish 4 yd run (Morrical kick failed)
FSU	Strauss 3 yd run (Morrical kick)
FSU	Parrish 3 yd run (Morrical kick failed)

TEAM STATISTICS

	WOF	FSU
First Downs	6	22
Yards Gained Rushing	106	287
Forwards Attempted	7	11
Forwards Completed	3	8
Yards Forward Passing	33	92
Interceptions-Yards	1-14	1-55
Punting Average	40	28
Total Yds. all Kicks Ret.	57	59
Yards Lost Penalties	30	45
Opp. Fumbles Recovered	0	2

SUN BOWL
JANUARY 1, 1955
EL PASO, TEXAS

47 — 20

SCORE BY QUARTERS

	1	2	3	4	F
UTEP	7	27	13	0	47
Florida State	7	0	6	7	20

SCORING SUMMARY

FSU	Massey 2 yd run (Graham kick)
UTEP	Rutledge 56 yd pass from Whittenton (Whittenton kick)
UTEP	Whittenton 7 yd run (kick failed)
UTEP	Bob Forrest 45 yd run (Whittenton kick)
UTEP	Dick Forrest 19 yd pass from Whittenton (Whittenton kick)
UTEP	Rutledge 16 yd pass from Whittenton (Whittenton kick)
UTEP	Bob Forrest 11 yd run (Whittenton kick)
FSU	Feamster 57 yd pass from Swantic (kick blocked)
UTEP	Whittenton 2 yd run (kick failed)
FSU	Odom 16 yd pass from Feamster (Graham kick)

TEAM STATISTICS

	UTEP	FSU
First Downs	17	13
Rushes-Yards	48-253	35-139
Passing Yards	149	155
Comp-Att-Int	8-15-0	12-21-2
Plays-Total Offense	63-402	56-294
Punt Return Yards	2-18	2-34
Punts-Average	4-44.0	6-26.7
Fumbles-Lost	3-2	2-2
Interceptions-Yards	0-0	2-3
Penalties-Yards	7-55	3-25

BLUEGRASS BOWL
DECEMBER 13, 1958
LOUISVILLE, KY.

15 — 6

SCORE BY QUARTERS

	1	2	3	4	F
Oklahoma State	0	7	8	0	15
Florida State	0	0	0	6	6

SCORING SUMMARY

OSU	D. Wood 17 yd run (J. Wood kick), 14:31
OSU	D. Wood 1 yd run (D. Wood pass from Soergel), :07
FSU	Meyer 39 yd pass from Majors (Prinzi run failed), 13:52

TEAM STATISTICS

	OSU	FSU
First Downs	23	12
Rushes-Yards	76-298	28-100
Passing Yards	77	185
Comp-Att-Int	6-12-1	9-22-4
Plays-Total Offense	88-375	50-285
Punt Return Yards	0	2
Punts-Average	5-30	2-30
Fumbles-Lost	1-1	2-2
Interceptions-Yards	4-38	1-4
Penalties-Yards	6-65	3-25
Third Down Conv	11-20	10-15

INDIVIDUAL STATISTICS

RUSHING: FSU - Pickard 14-44, Prinzi 7-30, Renn 2-13, Majors 3-12, Whitehead 1-1, McCormack 1-0; **OSU -** Campbell 26-130, D. Wood 17-81, Wiggins 12-59, Banfield 7-34, Rundele 3-7, Sewell 4-3, Wagner 1-1, Cross 1-(-5), Soergel 1-(-12).
PASSING: FSU - Majors 5-9-1-116, Prinzi 3-8-3-44, McCormack 1-4-0-25, Renn 0-1-0-0; **OSU** - Soergel 6-12-1-77.
RECEIVING: FSU - Romeo 3-62, Espenship 2-22, Renn 2-48, Meyer 1-39, Pasqual 1-14; **OSU** - Wiggins 2-38, D. Wood 2-23, Harkey 1-7, J. Wood 1-9.

GATOR BOWL
JANUARY 2, 1965
JACKSONVILLE, FLA.

19 — 36

SCORE BY QUARTERS

	1	2	3	4	F
Oklahoma	7	0	6	6	19
Florida State	6	18	6	6	36

SCORING SUMMARY

FSU	Ehler 69 yd interception return (Spooner kick failed), 11:40
OU	Kennedy 1 yd run (Metcalf kick), 1:53
FSU	Biletnikoff 15 yd pass from Tensi (Tensi pass intercepted), 12:16
FSU	Biletnikoff 14 yd pass from Tensi (Tensi pass failed), 6:23
FSU	Biletnikoff 9 yd pass from Tensi (Tensi pass failed), :37
OU	Pannell 1 yd run (Brown pass failed), 4:26
FSU	Floyd 15 yd pass from Tensi (Tensi pass failed), :00
OU	Hart 95 yd pass from Fletcher (Pannell pass failed), 11:22
FSU	Biletnikoff 6 yd pass from Tensi (Spooner kick), 4:40

TEAM STATISTICS

	OU	FSU
First Downs	13	29
Rushes-Yards	27-209	39-217
Passing Yards	209	303
Comp-Att-Int	10-22-1	23-36-4
Plays-Total Offense	70-280	73-520
Punt Return Yards	1	4
Punts-Average	6-38	1-26
Fumbles-Lost	2-1	2-2
Interceptions-Yards	1-69	4-35
Penalties-Yards	3-35	7-52
Third Down Conv	9-17	9-13

INDIVIDUAL STATISTICS

RUSHING: FSU - Green 2-10, Giardino 7-82, Spooner 27-125; **OU** - Kennedy 13-32, Ringer 7-41, Page 10-(-22), L. Brown 7-17, Pannell 3-2, Mayhue 1-3, Fletcher 1-1.
PASSING: FSU - Tensi 23-36-303-4; **OU** - Page 7-15-92-1, Fletcher 3-7-117-0.
RECEIVING: FSU - Biletnikoff 13-192, Floyd 5-52, Giardino 2-14, Blankenship 1-12, Spooner 1-17, Dawson 1-16; **OU** - Hart 6-165, Ringer 1-17, Brown 2-15, Pannell 1-12.

SUN BOWL
DECEMBER 24, 1966
EL PASO, TEXAS

28 — 20

SCORE BY QUARTERS

	1	2	3	4	F
Wyoming	7	0	14	7	28
Florida State	0	14	0	6	20

SCORING SUMMARY

WYO	Kiick 1 yd run (DePoyster kick), 4:43
FSU	Sellers 49 yd pass from Hammond (Loner kick), 5:21
FSU	Wetherell 59 yd pass from Hammond (Loner kick), 1:39
WYO	Marion 39 yd pass from Egloff (DePoyster kick), 12:48
WYO	Kiick 43 yd run (DePoyster kick), 10:46
WYO	Egloff 14 yd run (DePoyster kick), 2:42
FSU	Sellers 23 yd pass from Hammond (Hammond pass failed), 1:09

TEAM STATISTICS

	WYO	FSU
First Downs	14	13
Rushes-Yards	42-229	31-21
Passing Yards	135	293
Comp-Att-Int	9-27-0	17-35-2
Plays-Total Offense	69-364	67-272
Punt Return Yards	42	23
Punts-Average	8-37.3	9-40
Fumbles-Lost	3-2	4-2
Interceptions-Yards	0-0	2-28
Penalties-Yards	4-50	10-102
Third Down Conv	4-16	3-16

INDIVIDUAL STATISTICS

RUSHING: FSU - Pajcic 4-23, Moreman 13-11, Mankins 6-10, Green 4-4, Wetherell 1-19, Hammond 3-4; **WYO** - Egloff 5-42, Kiick 25-135, Grant 1-4, Klacking 5-32, Hamton 6-16.
PASSING: FSU - Pajcic 8-19-78-1, Hammond 9-15-205-1, Moreman 1-0-0-0; **WYO** - Egloff 9-26-135-0, Tosacano 0-1-0-0.
RECEIVING: FSU - Sellers 6-160, Fenner 1-11, Wetherell 2-66, Glass 1-7, Cox 2-6, Fenwick 1-9, Taylor 2-33, Moreman 1-1, Mankins 1-3; **WYO** - Kiick 4-42, Washington 1-21, Davenport 1-9, Marion 3-63.

GATOR BOWL
DECEMBER 30, 1967
JACKSONVILLE, FLA.

17 — 17

SCORE BY QUARTERS

	1	2	3	4	F
Penn State	3	14	0	0	17
Florida State	0	0	14	3	17

SCORING SUMMARY

PSU	Sherman 27 yd field goal, 2:32
PSU	Curry 9 yd pass from Sherman (Sherman kick), 4:42
PSU	Kwalick 12 yd pass from Sherman (Sherman kick), :50
FSU	Sellers 20 yd pass from Hammond (Guthrie kick), 3:50
FSU	Hammond 1 yd run (Guthrie kick), 2:49
FSU	Guthrie 26 yd field goal, :20

TEAM STATISTICS

	PSU	FSU
First Downs	23	12
Rushes-Yards	36-175	26-55
Passing Yards	69	363
Comp-Att-Int	6-19-3	38-55-4
Plays-Total Offense	55-241	81-418
Punt Return Yards	4	35
Punts-Average	7-40	4-30
Fumbles-Lost	3-2	1-0
Interceptions-Yards	4-55	3-23
Penalties-Yards	1-5	4-40
Third Down Conv	3-14	8-18

INDIVIDUAL STATISTICS

RUSHING: FSU - Hammond 9-(-9), Green 12-27, Gunter 2-15, Moreman 3-22; **PSU** - Sherman 6-24, Pittman 19-124, Lucyk 7-12, Kwalick 1-7, Grimes 3-8.
PASSING: FSU - Hammond 37-53-362-4, Cheshire 1-1-1-0, Moreman 0-1-0-0; **PSU** - Sherman 6-19-69-3.
RECEIVING: FSU - Sellers 14-145, Fenner 8-87, Moreman 12-106, Taylor 1-11, Glass 1-11, Green 2-3; **PSU** - Kwalick 2-25, Curry 2-22, Lucyk 2-22.

BOWL GAMES IN REVIEW

PEACH BOWL
DECEMBER 30, 1968
ATLANTA, GA.

LSU 31 — FSU 27

SCORE BY QUARTERS

	1	2	3	4	F
LSU	0	10	14	7	31
FSU	7	6	0	14	27

SCORING SUMMARY

FSU	Bailey 36 yd run (Guthrie kick), 14:40
FSU	Gunter 21 yd pass from Cappleman (Guthrie kick failed), 14:50
LSU	Burns 39 yd punt return (Lumpkin kick)
LSU	Lumpkin 32 yd field goal
LSU	Hamlett 11 yd pass from Hillman (Lumpkin kick), 10:54
LSU	Stobler 11 yd pass from Hillman (Lumpkin kick), 0:05
FSU	Sellers 7 yd pass from Cappleman (Cappleman pass failed), 10:35
FSU	Sellers 4 yd pass from Cappleman (Glass pass from Cappleman), 6:15
LSU	LeBlanc 3 yd run (Lumpkin kick), 2:39

TEAM STATISTICS

	LSU	FSU
First Downs	22	19
Rushes-Yards	43-151	34-92
Passing Yards	233	221
Comp-Att-Int	17-30-1	21-41-1
Plays-Total Offense	73-384	75-313
Punt Return Yards	6-37	2-8
Punts-Average	4-41.5	9-34.6
Fumbles-Lost	5-4	1-0
Interceptions-Yards	1-0	1-0
Penalties-Yards	7-70	8-90

INDIVIDUAL STATISTICS

RUSHING: FSU - Bailey 11-75, Gunter 8-30, Gilman 5-9, Pederson 1-3, Cappleman 9-(-17); **LSU** - LeBlanc 14-97, Matte 5-20, Allen 7-17, Nenfield 5-14, Hillman 3-12, Haynes 7-(-4), West 1-(-5), Smith 1-0.
PASSING: FSU - Cappleman 21-41-221-1; **LSU** - Hillman 16-29-229-1, Haynes 1-1-4-0.
RECEIVING: FSU - Bailey 4-16, Gunter 1-21, Gilman 2-17, Pederson 2-25, Sellers 8-75, Abraira 2-25, Tyson 1-31, Glass 1-12; **LSU** - Matte 1-4, Nenfield 2-26, West 2-144, Morel 6-103, Stober 4-62, Hamlett 2-24.



Ron Sellers

FIESTA BOWL
DECEMBER 27, 1971
TEMPE, ARIZ.

Arizona State 45 — Florida State 38

SCORE BY QUARTERS

	1	2	3	4	F
Arizona State	7	14	10	14	45
Florida State	10	18	0	10	38

SCORING SUMMARY

ASU	Demery 21 yd pass from White (Ekstrand kick), 9:47
FSU	Magalski 1 yd run (Fontes kick), 8:13
FSU	Fontes 30 yd field goal, 3:23
ASU	Green 1 yd run (Ekstrand kick), 13:34
FSU	Fontes 25 yd field goal, 7:35
FSU	Dawson 14 yd pass from Gaydos (Dawson pass from Huff), 5:07
ASU	Holden 55 yd pass from White (Ekstrand kick), :49
FSU	Dawson 10 yd pass from Huff (Fontes kick), :11
ASU	Ekstrand 34 yd field goal, 8:25
ASU	Green 1 yd run (Ekstrand kick), 1:32
FSU	Fontes 42 yd field goal, 13:16
ASU	Holden 68 yd punt return (Ekstrand kick), 6:07
FSU	Dawson 25 yd pass from Huff (Fontes kick), 4:44
ASU	Green 2 yd run (Ekstrand kick), :34

TEAM STATISTICS

	ASU	FSU
First Downs	22	20
Rushes-Yards	56-200	34-72
Passing Yards	250	361
Comp-Att-Int	15-30-0	26-47-2
Plays-Total Offense	86-450	81-433
Punt Return Yards	107	16
Punts-Average	6-37.0	7-42.0
Fumbles-Lost	5-2	2-0
Interceptions-Yards	2-0	0-0
Penalties-Yards	4-37	8-91
Time of Possession	32:22	27:38
Third Down Conv	11-19	6-17

INDIVIDUAL STATISTICS

RUSHING: FSU - Jarrett 8-48, Magalski 17-42, Munroe 5-8, Smith 1-13, Huff 3-39; **ASU** - Green 24-101, White 11-18, Malone 17-60, Holden 3-21.
PASSING: FSU - Huff 25-46-347-2, Gaydos 1-1-14-0; **ASU** - White 15-30-250-0.
RECEIVING: FSU - Jarrett 2-6, Dawson 8-108, Smith 8-143, Gaydos 5-101, Munroe 1-13, Magalski 1-9, Parris 1-7; **ASU** - Demery 4-55, Holden 2-66, Beverly 3-33, Petty 4-50, Green 2-46.

Gary Huff

TANGERINE BOWL
DECEMBER 23, 1977
ORLANDO, FLA.

Texas Tech 17 — Florida State 40

SCORE BY QUARTERS

	1	2	3	4	F
Texas Tech	0	3	6	8	17
Florida State	3	13	11	13	40

SCORING SUMMARY

FSU	Cappelen 23 yd field goal, 5:50
TT	Mock 24 yd field goal, 10:24
FSU	Key 93 yd kickoff return (Cappelen kick), 9:37
FSU	King 37 yd pass from Jordan (Cappelen kick failed), 3:55
FSU	Shumann 40 yd pass from Jordan (King pass from Jordan), 12:30
FSU	Cappelen 22 yd field goal, 9:13
TT	Nelson 44 yd pass from Allison (Allison pass failed), 7:46
FSU	Overby 15 yd pass from Woodham (Cappelen kick failed), 3:39
TT	Taylor 21 yd run (Taylor run), 2:01
FSU	Sanders 44 yd pass from Woodham (Cappelen kick), :48

TEAM STATISTICS

	TT	FSU
First Downs	21	22
Rushes-Yards	44-99	37-85
Passing Yards	279	455
Comp-Att-Int	18-28-2	25-35-0
Plays-Total Offense	72-378	72-540
Punt Return Yards	11	5
Punts-Average	7-29.6	3-35.6
Fumbles-Lost	3-2	2-2
Interceptions-Yards	0-0	2-4
Penalties-Yards	3-50	10-130
Third Down Conv	5-18	4-8

INDIVIDUAL STATISTICS

RUSHING: FSU - Key 21-83, Lyles 10-36, Stockstill 1-5, Jordan 3-(-19), Shumann 1-(-14), Kennedy 1-(-6); **TT** - Taylor 19-60, Allison 13-1, Julian 4-8, Adkins 2-7, Hadnot 3-15, Nelson 1-8, Orr 1-6, Bailey 1-(-6).
PASSING: FSU - Jordan 18-25-311-0, Woodham 7-10-144-0, Stockstill 0-0-0-0; **TT** - Allison 17-27-243-2, Taylor 1-1-36-0.
RECEIVING: FSU - Key 6-100, King 6-85, Overby 4-64, Shumann 4-99, Unglaub 2-39, Lyles 2-24, Sanders 1-44; **TT** - Taylor 5-34, Nelson 4-99, Hadnot 4-62, Williams 3-57, Adkins 1-20, Julian 1-13.

Larry Key

BOWL GAMES IN REVIEW

ORANGE BOWL
JANUARY 1, 1980
MIAMI, FLA.

OU 24 — FSU 7

SCORE BY QUARTERS

	1	2	3	4	F
Oklahoma	0	17	0	7	24
Florida State	7	0	0	0	7

SCORING SUMMARY

FSU	Whiting 1 yd run (Cappelen kick), 3:24
OU	Watts 61 yd run (Keeling kick), 11:35
OU	Wilson 5 yd run (Keeling kick), 10:59
OU	Keeling 24 yd field goal, 3:08
OU	Sims 22 yd run on a lateral from Watts (Keeling kick), 1:58

TEAM STATISTICS

	OU	FSU
First Downs	23	12
Rushes-Yards	59-411	35-82
Passing Yards	36	100
Comp-Att-Int	2-4-0	8-27-3
Plays-Total Offense	63-447	62-182
Punt Return Yards	75	19
Punts-Average	4-25.0	9-42.2
Fumbles-Lost	5-4	1-0
Interceptions-Yards	3-25	0-0
Penalties-Yards	3-27.5	4-20
Time of Possession	32:38	27:22
Third Down Conv	9-14	6-17

INDIVIDUAL STATISTICS

RUSHING: FSU - Woodham 2-7, Jordan 3-(-6), Platt 3-8, Lyles 13-40, Whiting 13-40, Stockstill 1-(-7); **OU** - Watts 15-127, Phelps 2-3, Sims 24-164, Winters 1-25, Overstreet 9-29, Wilson 9-48, Ledbetter 1-10, McKim 1-5.
PASSING: FSU - Jordan 6-16-76-1, Woodham 2-11-24-2; **OU** - Watts 2-4-36-0.
RECEIVING: FSU - Platt 1-22, Lyles 1-9, Whiting 1-4, Johnson 1-17, King 2-24, Childers 2-24; **OU** - Nixon 2-36.

Michael Whiting

ORANGE BOWL
JANUARY 1, 1981
MIAMI, FLA.

OU 18 — FSU 17

SCORE BY QUARTERS

	1	2	3	4	F
Oklahoma	0	3	7	8	18
Florida State	0	7	3	7	17

SCORING SUMMARY

FSU	R. Williams 10 yd run (Capece kick), :49
OU	Keeling 53 yd field goal, :00
OU	Overstreet 4 yd run (Keeling kick), 8:59
FSU	Capece 19 yd field goal, :13
FSU	Butler recovers fumble in end zone (Capece kick), 11:07
OU	Rhodes 11 yd pass from Watts (Valora pass from Watts), 1:27

TEAM STATISTICS

	OU	FSU
First Downs	18	23
Rushes-Yards	55-156	60-212
Passing Yards	128	51
Comp-Att-Int	7-12-0	11-15-0
Plays-Total Offense	67-284	75-263
Punt Return Yards	84	34
Punts-Average	2-37.0	4-42.5
Fumbles-Lost	7-5	1-0
Interceptions-Yards	0-0	0-0
Penalties-Yards	4-32	5-58
Time of Possession	26:32	33:28
Third Down Conv	8-16	8-17

INDIVIDUAL STATISTICS

RUSHING: FSU - Stockstill 14-9, Whiting 9-55, Platt 17-45, Unglaub 1-4, R. Williams 19-99; **OU**- Watts 25-48, Winters 1-4, Rhymes 12-29, W. Ledbetter 3-9, Overstreet 4-42, J. Ledbetter. 3-31, Wilson 5-25, Shepard 1-1.
PASSING: FSU - Stockstill 11-51-51-0; **OU** - Watts 7-12-128-0.
RECEIVING: FSU - Childers 2-12, H. Johnson 2-1, Whiting 3-6, McKinnon 1-8, Platt 1-3, R. Williams 2-27; **OU** - Valora 2-47, Rockford 1-11, Overstreet 1-7, Rhodes 2-53, Winters 1-14.



Ricky Williams

GATOR BOWL
DECEMBER 30, 1982
JACKSONVILLE, FLA.

WVU 12 — FSU 31

SCORE BY QUARTERS

	1	2	3	4	F
West Virginia	0	6	0	6	12
Florida State	3	14	7	7	31

SCORING SUMMARY

FSU	Hall 20 yd field goal, 3:30
WVU	Woodside 48 yd field goal, 14:14
FSU	B. Allen 95 yd kick off return, 13:54
WVU	Woodside 34 yd field goal, 1:13
FSU	McKinnon 27 yd pass from Williams (Hall kick), :15
FSU	G. Allen 29 yd run (Hall kick), 7:46
FSU	G. Allen 1 yd run (Hall kick), 3:36
WVU	Miller 26 yd pass from White (White pass failed), :51

TEAM STATISTICS

	WVU	FSU
First Downs	22	23
Rushes-Yards	41-155	34-259
Passing Yards	208	202
Comp-Att-Int	14-34-2	16-32-1
Plays-Total Offense	75-363	68-461
Punt Return Yards	82	9
Punts-Average	4-30.5	4-36.8
Fumbles-Lost	2-0	1-0
Interceptions-Yards	1-0	2-23
Penalties-Yards	5-57	11-100
Time of Possession	32:50	27:10
Third Down Conv	7-17	3-12

INDIVIDUAL STATISTICS

RUSHING: FSU - Lowery 1-(-9), B. Williams 2-7, G. Allen 15-138, R. Williams 10-35, C. Jones 1-1, Burnett 1-1, McKinnon 1-65, B. Allen 3-21; **WVU** - Hostetler 9-24, 2-(17), Gray 10-27, Wolfley 7-32, Walczak 7-30, Beck 4-7, Mullen 2-42.
PASSING: FSU - Lowerey 0-1-0-0, B. Williams 16-30-202-1, H. Jones 0-1-0-0; **WVU** - Hostetler 10-28-118-2, White 4-6-90-0.
RECEIVING: FSU - G. Allen 1-15, Burnett 1-13, Bowden 1-8, McKinnon 2-36, Mobley 4-34, H. Jones 3-29, R. Williams 2-26, Thompson 2-41; **WVU** - Gray 2-12, Miller 5-100, Mullen 1-5, Raugh 4-60, Brown 1-18, Hollins 1-13.

Greg Allen

BOWL GAMES IN REVIEW

PEACH BOWL
DECEMBER 28, 1983
ATLANTA, GA.

North Carolina 3 — Florida State 28

SCORE BY QUARTERS

	1	2	3	4	F
North Carolina	0	0	0	3	3
Florida State	14	7	0	7	28

SCORING SUMMARY

FSU	Thompson 15 yd pass from Thomas (Hall kick), 11:01
FSU	Thompson 18 yd pass from Thomas (Hall kick), 7:06
FSU	Snipes 1 yd run (Hall kick), 6:25
UNC	Barwick 36 yd field goal, 10:22
FSU	Thomas 1 yd run (Hall kick), :31

TEAM STATISTICS

	UNC	FSU
First Downs	16	23
Rushes-Yards	26-32	59-265
Passing Yards	166	99
Comp-Att-Int	18-40-0	7-13-1
Plays-Total Offense	66-198	72-364
Punt Return Yards	0	9
Punts-Average	6-45.2	6-38.8
Fumbles-Lost	4-1	3-0
Interceptions-Yards	1-0	0-0
Penalties-Yards	7-60	6-34
Time of Possession	26:12	33:48
Third Down Conv	2-14	7-13

INDIVIDUAL STATISTICS

RUSHING: FSU - Allen 17-97, Jones 20-79, Thomas 13-41, Snipes 8-37, Hester 1-11; **UNC** - Horton 9-30, Anthony 9-27, Littlejohn 2-5, Jones 1-(-2), Griffin 1-(-9), Stankavage 4- (-19).
PASSING: FSU - Thomas 7-13-99-1; **UNC** - Stankavage 17-39-150-0, Anthony 1-1-0-0.
RECEIVING: FSU - Panton 3-48, Thompson 2-33, Allen 2-18; **UNC** - Winfield 4-55, Franklin 3-34, Anthony 3-17, Horton 3-11, Smith 2-21, Stankavage 1-16, Griffin 1-11, Littlejohn 1-1.

Kelly Lowrey

CITRUS BOWL
DECEMBER 22, 1984
ORLANDO, FLA.

Georgia 17 — Florida State 17

SCORE BY QUARTERS

	1	2	3	4	F
Georgia	0	14	0	3	17
Florida State	0	0	3	14	17

SCORING SUMMARY

UGA	Tate 4 yd run (Butler kick), 5:26
UGA	Tate 2 yd run (Butler kick), 1:08
FSU	Schmidt 32 yd field goal, 10:26
FSU	Smith 1 yd run (Thomas run failed), 14:21
UGA	Butler 36 yd field goal, 12:10
FSU	Wessel 14 yd blocked punt return (Holloman run), 3:58

TEAM STATISTICS

	UGA	FSU
First Downs	15	18
Rushes-Yards	49-189	42-161
Passing Yards	178	85
Comp-Att-Int	9-18-1	10-27-2
Plays-Total Offense	67-367	69-246
Punt Return Yards	4	62
Punts-Average	8-37.1	8-38.6
Fumbles-Lost	5-1	3-1
Interceptions-Yards	2-18	1-0
Penalties-Yards	6-42	8-65
Time of Possession	29:09	30:51
Third Down Conv	2-14	2-12

INDIVIDUAL STATISTICS

RUSHING: FSU - Thomas 11-(-21), Snipes 8-60, Cl. Jones 10-40, Smith 10-65, Ce. Jones 1-5, Hester 2-12; **UGA** - T. Williams 3-(-14), J. Jackson 7-36, Gary 6-19, Tate 11-75, Smith 8-22, T. Jackson 12-46, S. Williams 2-5.
PASSING: FSU - Thomas 10-26-85-2, H. Jones 1-0-0-0; **UGA** - T. Williams 2-2-19-0, J. Jackson 7-16-159-1.
RECEIVING: FSU - Hester 3-26, Carter 2-15, Smith 1-10, Ce. Jones 1-10, H. Jones 2-11, Panton 1-13; **UGA** - Archie 2-41, Hockaday 1-8, Lane 2-64, S. Williams 2-45, Clincy 1-19, T. Jackson 1-1.



Joe Wessel

GATOR BOWL
DECEMBER 30, 1985
JACKSONVILLE, FLA.

Oklahoma State 23 — Florida State 34

SCORE BY QUARTERS

	1	2	3	4	F
Oklahoma State	0	0	17	6	23
Florida State	3	10	14	7	34

SCORING SUMMARY

FSU	Schmidt 23 yd field goal, 2:28
FSU	Gainer 39 yd pass from Ferguson (Schmidt kick), 2:31
FSU	Schmidt 39 yd field goal, :02
OSU	Dennis 33 yd field goal, 9:46
FSU	C. Jones 3 yd run (Schmidt kick), 6:02
FSU	Gainer 19 yd pass from Ferguson (Schmidt kick), 4:57
OSU	Thomas 29 yd pass from Williams (Dennis kick), 2:52
OSU	Williams 12 yd pass from Thomas (Dennis kick), 1:19
FSU	Ferguson 1 yd run (Schmidt kick), 10:43
OSU	Dykes 31 yd pass from Williams (Williams pass failed), :10

TEAM STATISTICS

	OSU	FSU
First Downs	23	31
Rushes-Yards	35-106	41-231
Passing Yards	263	338
Comp-Att-Int	22-44-2	20-43-2
Plays-Total Offense	79-369	84-569
Punt Return Yards	20	25
Punts-Average	7-35.9	4-47.5
Fumbles-Lost	1-0	3-2
Interceptions-Yards	1-0	2-45
Penalties-Yards	3-27	9-110
Time of Possession	31:49	28:11
Third Down Conv	6-18	6-16

INDIVIDUAL STATISTICS

RUSHING: FSU - Ferguson 6-(-4), T. Smith 24-201, Floyd 2-8, Ross 2-7, C. Jones 6-18, R. White 1-1; **OSU** - Williams 6-(-3), Thomas 26-97, Timmons 2-11, Dykes 1-1.
PASSING: FSU - Ferguson 20-43-338-1; **OSU** - Williams 21-43-251-2, Thomas 1-1-12-0.
RECEIVING: FSU - R. White 4-87, Gainer 7-148, T. Smith 2-8, P. Carter 5-81, Panton 1-10, Brown 1-4; **OSU** - Riley 3-49, Wemer 4-30, Dillard 2-13, Luper 1-11, Thomas 3-44, Williams 1-12, Dykes 8-104.



Chip Ferguson

BOWL GAMES IN REVIEW

ALL-AMERICAN BOWL
DECEMBER 31, 1986
BIRMINGHAM, ALA.

Indiana 13 — Florida State 27

SCORE BY QUARTERS

	1	2	3	4	F
Indiana	3	0	7	3	13
Florida State	6	7	7	7	27

SCORING SUMMARY

IND	Stoyanovich 35 yd field goal, 7:38
FSU	Smith 4 yd run (Schmidt kick failed), 4:12
FSU	Smith 9 yd run (Schmidt kick), 11:57
FSU	Holloman 8 yd run (Schmidt kick), 12:04
IND	Powell 2 yd run (Stoyanovich kick), 1:27
IND	Stoyanovich 30 yd field goal, 7:09
FSU	Holloman 10 yd run (Schmidt kick), 2:56

TEAM STATISTICS

	IND	FSU
First Downs	23	20
Rushes-Yards	53-215	39-288
Passing Yards	168	54
Comp-Att-Int	11-25-1	6-14-1
Plays-Total Offense	78-383	53-342
Punt Return Yards	7	12
Punts-Average	2-35	2-35
Fumbles-Lost	1-0	2-1
Interceptions-Yards	1-0	1-6
Penalties-Yards	10-88	6-50
Time of Possession	37:19	22:41
Third Down Conv	6-14	1-3

INDIVIDUAL STATISTICS

RUSHING: FSU - Smith 25-205, Williams 3-6, Fells 2-0, Floyd 1-7, D. Holloman 2-34, T. Holloman 6-36; **IND** - Thompson 28-127, Powell 6-38, Kramme 13-21, Sweazy 1-3, Polce 5-26.
PASSING: FSU - McManus 6-14-54-1; **IND** - Kramme 11-25-168-1.
RECEIVING: FSU - Smith 1-6, Gainer 1-19, O'Malley 2-20, P. Carter 2-9; **IND** - Jones 1-11, Lilja 2-44, Jordan 1-7, Dawsey 5-74, Buford 2-32.

Sammie Smith

FIESTA BOWL
JANUARY 1, 1988
TEMPE, ARIZ.

Nebraska 28 — Florida State 31

SCORE BY QUARTERS

	1	2	3	4	F
Nebraska	14	0	14	0	28
Florida State	0	21	3	7	31

SCORING SUMMARY

NEB	Jones 3 yd run (Brennan kick), 9:31
NEB	Brinson 52 yd punt return (Brennan kick), 1:15
FSU	Gainer 10 yd pass from McManus (Schmidt kick), 10:30
FSU	D. Williams 4 yd run (Schmidt kick), 4:48
FSU	Gainer 25 yd pass from McManus (Schmidt kick), :44
NEB	Taylor 2 yd run (Brennan kick), 11:41
FSU	Schmidt 32 yd field goal, 7:49
NEB	Knox 4 yd run (Brennan kick), :40
FSU	Lewis 15 yd pass from McManus (Schmidt kick), 3:07

TEAM STATISTICS

	NEB	FSU
First Downs	20	26
Rushes-Yards	54-242	29-82
Passing Yards	142	375
Comp-Att-Int	7-14-1	28-51-1
Plays-Total Offense	68-384	80-457
Punt Return Yards	89	12
Punts-Average	4-35.5	4-29.5
Fumbles-Lost	4-2	2-1
Interceptions-Yards	1-35	1-3
Penalties-Yards	9-78	2-20
Time of Possession	28:53	31:07
Third Down Conv	4-11	9-17

INDIVIDUAL STATISTICS

RUSHING: FSU - S. Smith 9-28, McManus 5-26, D. Williams 3-5, D. Carter 4-4, Bennett 7-16, Butts 1-3; **NEB** - Jones 15-80, Heibel 3-7, Taylor 20-75, Carpenter 1-2, Brinson 2-16, Knox 13-62.
PASSING: FSU - McManus 28-51-375-1; **NEB** - Taylor 7-14-142-1.
RECEIVING: FSU - D. Williams 1-7, P. Carter 5-54, Bennett 4-47, Butts 1-7, Gainer 5-89, R. Lewis 4-59, D. Carter 4-89, S. Smith 1-5, Dawsey 1-17, Anthony 2-29; **NEB** - Banderas 1-48, Gregory 3-49, Millikan 2-32, Heibel 1-13.

Danny McManus

SUGAR BOWL
JANUARY 2, 1989
NEW ORLEANS, LA.

Auburn 7 — Florida State 13

SCORE BY QUARTERS

	1	2	3	4	F
Auburn	0	7	0	0	7
Florida State	10	3	0	0	13

SCORING SUMMARY

FSU	D. Williams 2 yd run (Andrews kick), 9:48
FSU	Mason 35 yd field goal, 5:57
FSU	Mason 31 yd field goal, 11:00
AUB	Reeves 20 yd pass from Slack (Lyle kick), 4:09

TEAM STATISTICS

	AUB	FSU
First Downs	18	21
Rushes-Yards	36-108	47-148
Passing Yards	162	157
Comp-Att-Int	19-33-3	14-27-1
Plays-Total Offense	69-270	74-305
Punt Return Yards	25	0
Punts-Average	4-35.8	4-35.0
Fumbles-Lost	3-2	2-1
Interceptions-Yards	1-13	3-11
Penalties-Yards	5-65	6-45
Time of Possession	26:25	33:35
Third Down Conv	1-12	6-16

INDIVIDUAL STATISTICS

RUSHING: FSU - S. Smith 24-115, Ferguson 6-(-19), D. Williams 7-16, Carter 7-25, Floyd 1-5, Dawsey 1-0, Butts 1-6; **AUB** - Danley 19-68, Harris 4-6, Joseph 8-47, Slack 4-(-9), Weygand 1-(-4).
PASSING: FSU - Ferguson 14-26-157-1, Johnson 0-1-0-0; **AUB** - Slack 19-33-162-3.
RECEIVING: FSU - Anthony 3-47, O'Malley 2-31, Dawsey 2-10, D. Carter 3-25, D. Williams 2-20, Johnson 1-16, Butts 1-8; **AUB** - Taylor 5-35, Reeves 2-37, Weygand 3-40, Danley 5-2, Tillman 4-48.

Deion Sanders

BOWL GAMES IN REVIEW

FIESTA BOWL
JANUARY 1, 1990
TEMPE, ARIZ.

Nebraska 17 — Florida State 41

SCORE BY QUARTERS

	1	2	3	4	F
Nebraska	7	3	0	7	17
Florida State	0	21	20	0	41

SCORING SUMMARY

NEB	Gregory 9 yd pass from Gdowski (Barrios kick), 11:19
FSU	Anthony 14 yd pass from Willis (Andrews kick), 13:42
NEB	Drennan 39 yd field goal, 12:15
FSU	R. Johnson 5 yd pass from Willis (Andrews kick), 6:55
FSU	Carter 10 yd pass from Willis (Andrews kick), :24
FSU	Moore 1 yd run (Andrews kick failed), 5:59
FSU	R. Johnson 8 yd pass from Willis (Andrews kick), 3:37
FSU	Anthony 24 yd pass from Willis (Andrews kick), :02
NEB	Joseph 2 yd run (Drennan kick), 1:16

TEAM STATISTICS

	NEB	FSU
First Downs	18	18
Rushes-Yards	46-115	24-72
Passing Yards	207	422
Comp-Att-Int	15-26-2	25-41-0
Plays-Total Offense	72-322	65-494
Punt Return Yards	5	0
Punts-Average	3-34.3	3-35.7
Fumbles-Lost	5-3	0-0
Interceptions-Yards	0-0	2-42
Penalties-Yards	6-48	13-135
Time of Possession	32:30	27:30
Third Down Conv	7-18	7-16

INDIVIDUAL STATISTICS

RUSHING: FSU - D. Carter 13-72, Bennett 3-3, Moore 4-3, Willis 1-(-8), Dawsey 1-(-4), Lee 2-6; **NEB** - Clark 16-86, Gdowski 12-1, Bell 1-2, Carpenter 3-6, Flowers 4-25, Washington 1-(-4), Hughes 1-(-2), Joseph 4-(-2), Rogers 4-3.
PASSING: FSU - Willis 25-40-422-0, Weldon 0-1-0-0; **NEB** - Joseph 1-2-12-0, Gdowski 13-23-154-2, Stigre 1-1-41-0.
RECEIVING: FSU - Lewis 5-106, R. Johnson 3-27, Dawsey 4-66, Anthony 6-88, D. Carter 3-47, Baker 2-49, Bennett 1-30, Lee 1-9; **NEB** - Dowse 1-41, Gregory 4-67, Bell 3-46, Carpenter 2-6, Bostick 3-27, Garrett 1-15, Hughes 1-5.



Peter Tom Willis

BLOCKBUSTER BOWL
DECEMBER 28, 1990
MIAMI, FLA.

Penn State 17 — Florida State 24

SCORE BY QUARTERS

	1	2	3	4	F
Penn State	7	0	3	7	17
Florida State	10	7	7	0	24

SCORING SUMMARY

FSU	Andrews 41 yd field goal, 10:47
FSU	Lee 1 yd run (Andrews kick), 8:20
PSU	Daniels 56 yd pass from Sacca (Fayak kick), 1:13
FSU	Lee 7 yd run (Andrews kick), 13:28
PSU	Fayak 32 yd field goal, 7:32
FSU	Weldon 5 yd run (Andrews kick), 3:51
PSU	T. Smith 37 yd pass from Bill (Fayak kick), 6:27

TEAM STATISTICS

	PSU	FSU
First Downs	17	19
Rushes-Yards	31-122	39-152
Passing Yards	278	248
Comp-Att-Int	15-32-3	22-36-2
Plays-Total Offense	62-403	75-400
Punt Return Yards	72	43
Punts-Average	6-36.3	7-37.6
Fumbles-Lost	2-0	0-0
Interceptions-Yards	2-19	3-2
Penalties-Yards	6-46	4-35
Time of Possession	26:13	33:47
Third Down Conv	2-11	6-16

INDIVIDUAL STATISTICS

RUSHING: FSU - Lee 21-86, Weldon 6-22, Dawsey 1-0, Bennett 7-30, Moore 1-12, Jackson 1-2; **PSU** - Brown 14-46, Thompson 8-33, Smith 1-13, Sacca 6-28, Fayak 1-0, Bill 1-2.
PASSING: FSU - Weldon 22-36-248-2; **PSU** - Sacca 12-25-194-2, Bill 3-7-84-1.
RECEIVING: FSU - R. Johnson 2-34, Lee 5-32, Dawsey 8-107, Bennett 4-49, Moore 1-3, Roberts 1-6, Baker 1-17; **PSU** - Daniels 7-154, Smith 5-100, Thompson 2-10, T. Thomas 1-14.

Amp Lee

COTTON BOWL
JANUARY 1, 1992
DALLAS, TEXAS

Texas A&M 2 — Florida State 10

SCORE BY QUARTERS

	1	2	3	4	F
Texas A&M	2	0	0	0	2
Florida State	7	0	0	3	10

SCORING SUMMARY

TAM	Weldon tackled in end zone for Safety, 10:09
FSU	Weldon 4 yd run (Thomas kick), 2:08
FSU	Thomas 27 yd field goal, 2:40

TEAM STATISTICS

	TAMU	FSU
First Downs	12	17
Rushes-Yards	42-123	48-188
Passing Yards	57	92
Comp-Att-Int	6-24-2	14-32-4
Plays-Total Offense	66-180	80-280
Punt Return Yards	8	16
Punts-Average	9-39.7	8-43.3
Fumbles-Lost	7-6	3-1
Interceptions-Yards	4-47	2-0
Penalties-Yards	6-50	11-77
Time of Possession	26:01	33:59
Third Down Conv	0-12	3-17

INDIVIDUAL STATISTICS

RUSHING: FSU - Jackson 27-119, Bennett 11-47, McMillan 2-16, Baker 1-14, Weldon 7-8; **TAM** - Hill 14-71, Richardson 9-5, Carter 7-22, McAfee 5-19, Simmons 4-19, Thomas 2-4, Biggens 1-9.
PASSING: FSU - Weldon 14-32-92-4; **TAM** - Richardson 6-24-57-2.
RECEIVING: FSU - Baker 4-44, Jackson 3-20, McCorvey 2-20, Johnson 2-19, Frier 1-5, Bennett 2-16; **TAM** - Hill 2-17, Harrison 2-27, Mathews 1-10, Mitchell 1-3.

Terrell Buckley

BOWL GAMES IN REVIEW

ORANGE BOWL
JANUARY 1, 1993
MIAMI, FLA.

Nebraska 14 — Florida State 27

SCORE BY QUARTERS

	1	2	3	4	F
Nebraska	0	7	0	7	14
Florida State	7	13	7	0	27

SCORING SUMMARY

FSU	Vanover 25 yd pass from Ward (Mowrey kick), 7:41
FSU	Mowrey 40 yd field goal, 10:54
FSU	McCorvey 4 yd pass from Ward (Mowrey kick), 9:22
FSU	Mowrey 24 yd field goal, 2:34
NEB	Dixon 41 yd pass from Frazier (Bennett kick), 1:03
FSU	S. Jackson 11 yd run (Mowrey kick), 4:52
NEB	Armstrong 1 yd pass from Frazier (Bennett kick), 10:24

TEAM STATISTICS

	NEB	FSU
First Downs	13	23
Rushes-Yards	34-144	48-221
Passing Yards	146	215
Comp-Att-Int	10-22-2	16-31-1
Plays-Total Offense	56-290	79-436
Punt Return Yards	18	10
Punts-Average	4-44.8	6-35.8
Fumbles-Lost	5-1	3-0
Interceptions-Yards	1-12	2-0
Penalties-Yards	6-50	6-71
Time of Possession	23:07	36:53
Third Down Conv	3-12	8-16

INDIVIDUAL STATISTICS

RUSHING: FSU - Jackson 17-101, McMillon 9-23, Floyd 4-5, Ward 14-23, Wimberly 1-19, Vanover 3-50; **NEB** - Jones 19-76, Lewis 3-19, Brown 4-13, Frazier 7-1, Dixon 1-35.
PASSING: FSU - Ward 15-30-187-1, Jackson 1-1-28-0; **NEB** - Frazier 10-21-146-2, Bell 0-1-0-0.
RECEIVING: FSU - Jackson 4-61, Baker 3-32, Vanover 3-40, McMillon 1-7, McCorvey 3-23, Ward 1-28, Ellison 1-24; **NEB** - Dixon 5-123, Hawkins 2-18, Jones 1-0, Armstrong 1-1, Muhammad 1-4.



Derrick Brooks

ORANGE BOWL
JANUARY 1, 1994
MIAMI, FLA.

Nebraska 16 — Florida State 18

SCORE BY QUARTERS

	1	2	3	4	F
Nebraska	0	7	0	9	16
Florida State	0	6	9	3	18

SCORING SUMMARY

FSU	Bentley 34 yd field goal, 7:54
NEB	Baul 34 yd pass from Frazier (Bennett kick), 5:59
FSU	Bentley 25 yd field goal, :29
FSU	Floyd 1 yd run (Ward pass incomplete), 12:50
FSU	Bentley 39 yd field goal, 3:06
NEB	Phillips 12 yd run (Frazier run failed), 14:55
NEB	Bennett 27 yd field goal, 1:16
FSU	Bentley 22 yd field goal, :21

TEAM STATISTICS

	NEB	FSU
First Downs	20	22
Rushes-Yards	44-183	24-47
Passing Yards	206	286
Comp-Att-Int	13-25-2	24-43-0
Plays-Total Offense	69-389	67-333
Punt Return Yards	18	0
Punts-Average	7-38.4	6-45.2
Fumbles-Lost	2-0	0-0
Interceptions-Yards	0-0	2-21
Penalties-Yards	11-115	10-69
Time of Possession	32:57	27:03
Third Down Conv	7-16	1-12

INDIVIDUAL STATISTICS

RUSHING: FSU - Jackson 8-(-6), Floyd 7-53, Dunn 1-3, Ward 8-(-3); **NEB** - Jones 9-28, Makovicka 2-7, Benning 5-5, Phillips 13-64, Frazier 14-77, Dixon 1-2.
PASSING: FSU - Ward 24-43-286-0; **NEB** - Frazier 13-24-206-2, Jones 0-1-0-0.
RECEIVING: FSU - Frier 5-46, McCorvey 5-70, Floyd 1-(-7), Knox 5-99, Vanover 6-48, Dunn 2-30; **NEB** - Jones 1-(-7), Muhammad 1-14, Johnson 3-40, Baul 1-34, Bell 4-75, Dixon 3-50.



Charlie Ward

SUGAR BOWL
JANUARY 2, 1995
NEW ORLEANS, LA.

Florida 17 — Florida State 23

SCORE BY QUARTERS

	1	2	3	4	F
Florida	3	7	0	7	17
Florida State	3	17	3	0	23

SCORING SUMMARY

FSU	Mowrey 21 yd field goal, 7:20
UF	Davis 22 yd field goal, 3:57
FSU	Ellison 73 yd pass from Dunn (Mowrey kick), 14:25
FSU	McCorvey 16 yd pass from Kanell (Mowrey kick), 7:47
UF	Hilliard 82 yd pass from Wuerffel (Davis kick), 6:07
FSU	Mowrey 24 yd field goal, :36
FSU	Mowrey 45 yd field goal, 13:57
UF	Wuerffel 1 yd run (Davis kick), 3:47

TEAM STATISTICS

	UF	FSU
First Downs	23	21
Rushes-Yards	29-5	30-76
Passing Yards	449	325
Comp-Att-Int	30-43-1	24-41-0
Plays-Total Offense	72-454	71-401
Punt Return Yards	9	10
Punts-Average	3-45.7	4-39.0
Fumbles-Lost	2-2	0-0
Interceptions-Yards	0-0	1-5
Penalties-Yards	8-57	7-62
Time of Possession	32:04	27:56
Third Down Conv	11-17	4-16

INDIVIDUAL STATISTICS

RUSHING: FSU - Dunn 14-58, Crockett 5-19, Preston 4-4, McMillon 1-1, Kanell 6-(-6); **UF** - Williams 10-27, Taylor 8-18, Kresser 1-(-7), Anthony 1-(-10), Wuerffel 9-(-23).
PASSING: FSU - Kanell 23-40-252-0, Dunn 1-1-73-0; **UF** - Wuerffel 28-39-394-1, Kresser 1-2-3-0, Williams 0-1-0-0, Anthony 1-1-52-0.
RECEIVING: FSU - Dunn 9-51, McCorvey 4-84, Ellison 4-102, E. Green 4-74, Crockett 1-(-2), Messam 1-12, Preston 1-4; **UF** - Anthony 8-57, J. Jackson 6-128, Taylor 3-33, Williams 3-14, Doering 3-47, Hill 3-34, Hilliard 3-119, Bilkie 1-17.

Warrick Dunn

BOWL GAMES IN REVIEW

ORANGE BOWL
JANUARY 1, 1996
MIAMI, FLA.

Notre Dame 26 — Florida State 31

SCORE BY QUARTERS

	1	2	3	4	F
Notre Dame	10	0	7	9	26
Florida State	7	7	0	17	31

SCORING SUMMARY

ND	Mayes 39 yd pass from Krug (Cengia kick), 8:27
FSU	Cooper 15 yd pass from Kanell (Bentley kick), 6:08
ND	Cengia 20 yd field goal, :02
FSU	Cooper 10 yd pass from Kanell (Bentley kick), 2:30
ND	Mayes 33 yd pass from Krug (Cengia kick), 8:04
ND	Kanell steps out of bounds in endzone for safety, 13:44
ND	Chryplewicz 5 yd pass from Krug (Cengia kick), 11:43
FSU	E. Green 11 yd pass from Kanell (Bentley kick), 9:47
FSU	Cooper 3 yd pass from Kanell (Cooper pass from Kanell), 6:09
FSU	Krug intentionally grounds in endzone for safety, 2:02

TEAM STATISTICS

	ND	FSU
First Downs	17	26
Rushes-Yards	45-256	37-188
Passing Yards	169	290
Comp-Att-Int	15-26-1	20-33-2
Plays-Total Offense	71-425	70-478
Punt Return Yards	21	52
Punts-Average	5-42.4	3-44.0
Fumbles-Lost	2-1	1-0
Interceptions-Yards	2-14	1-8
Penalties-Yards	7-55	7-59
Time of Possession	31:47	28:13
Third Down Conv	7-16	6-13

INDIVIDUAL STATISTICS

RUSHING: FSU - Dunn 22-151, Williams 2-7, Preston 6-55, Abdullah 2-2, Kanell 5-(-27); **ND** - Denson 11-67, Edwards 14-55, Thorne 1-4, Farmer 7-93, Krug 11-45, Sollman 1-(-8).
PASSING: FSU - Kanell 20-32-2, Dunn 0-1-0; **ND** - Krug 14-24-1, Smith 1-1-0, Edwards 0-1-0.
RECEIVING: FSU - Messam 6-103, Williams 2-17, E. Green 5-99, Cooper 4-38, Abdullah 1-14, Dunn 2-19; **ND** - Mayes 6-96, Stafford 2-14, Mosley 1-13, Chryplewicz 3-18, Farmer 1-3, Edwards 2-25.

Andre Cooper

SUGAR BOWL
JANUARY 2, 1997
NEW ORLEANS, LA.

Florida 52 — Florida State 20

SCORE BY QUARTERS

	1	2	3	4	F
Florida	10	14	14	14	52
Florida State	3	14	3	0	20

SCORING SUMMARY

UF	Hilliard 9 yd pass from Wuerffel (Edmiston kick), 9:48
FSU	Bentley 43 yd field goal, 7:49
UF	Edmiston 32 yd field goal, 2:44
UF	Taylor 2 yd run (Edmiston kick), 11:28
FSU	Green 29 yd pass from Busby (Bentley kick), 7:28
UF	Hilliard 31 yd pass from Wuerffel (Edmiston kick), 5:18
FSU	Dunn 12 yd run (Bentley kick), 0:40
FSU	Bentley 45 yd field goal, 10:24
UF	Hilliard 8 yd pass from Wuerffel (Edmiston kick), 5:43
UF	Wuerffel 16 yd run (Edmiston kick), 0:13
UF	Jackson 42 yd run (Edmiston kick), 8:52
UF	Jackson 1 yd run (Edmiston kick), 2:12

TEAM STATISTICS

	UF	FSU
First Downs	26	13
Rushes-Yards	43-203	21-70
Passing Yards	306	271
Comp-Att-Int	18-34-1	17-42-2
Plays-Total Offense	77-474	63-313
Punt Return Yards	69	74
Punts-Average	7-48.1	8-46.4
Fumbles-Lost	1-0	0-0
Interceptions-Yards	2-7	1-24
Penalties-Yards	15-102	14-115
Time of Possession	36:27	23:33
Third Down Conv	5-16	5-18

INDIVIDUAL STATISTICS

RUSHING: FSU - Dunn 9-28, Warrick 1-12, Williams 2-7, Feaster 2-1, Busby 7 - (-6); **UF** - Jackson 12-118, Taylor 18-60, Williams 4-2, Schottenheimer 1-0, McCaslin 2-(-2), Wuerffel 6-(-10).
PASSING: FSU - Busby 41-17-1-271-1, Kendra 1-0-1-0-0; **UF** - Wuerffel 34-18-1-306-3.
RECEIVING: FSU - Messam 5-48, Cooper 4-82, Green 3-86, Pearsall 1-25, Dunn 1-12, Abdullah 1-10, Warrick 1-7, Williams 1-1; **UF** - Hilliard 7-150, Green 5-79, Anthony 4-50, Mobley 1-16, Taylor 1-12.

E.G. Green

SUGAR BOWL
JANUARY 1, 1998
NEW ORLEANS, LA.

Ohio State 14 — Florida State 31

SCORE BY QUARTERS

	1	2	3	4	F
Ohio State	3	0	5	6	14
Florida State	7	14	0	10	31

SCORING SUMMARY

OSU	Stultz 40 yd field goal, 1:56
FSU	E.G. Green 27 yd pass from Busby (Janikowski kick), 0:00
FSU	Busby 9 yd run (Janikowski kick), 3:25
FSU	McCray 1 yd run (Janikowski kick), 0:10
OSU	Stultz 34 yd field goal, 7:29
OSU	Team Safety, 1:13
FSU	Janikowski 35 yd field goal, 14:56
OSU	Lumpkin 50 yd pass from Germaine (kick failed), 8:57
FSU	McCray 1 yd run (Janikowski kick), 0:47

TEAM STATISTICS

	OSU	FSU
First Downs	21	18
Rushes-Yards	44-118	27-60
Passing Yards	207	334
Comp-Att-Int	16-36-3	22-32-2
Total Yards	325	394
Punts-Average	7-45.4	6-42.7
Punt Returns	3-25	5-44
Kickoff Returns	2-29	3-77
Interception Returns	2-24	3-55
Penalties-Yards	10-70	9-74
Fumbles-Lost	1-0	0-0
Sacks	4-26	6-40
Third Down Conv	4-18	3-13
Time of Possession	35:04	24:56

INDIVIDUAL STATISTICS

RUSHING: FSU - Minor 12-53, Feaster 2-10, Glenn 2-5, McCray 2-2, Coles 2-1, Busby 7-(-11); **OSU** - Pearson 22-60, Rudzinski 1-24, Jackson 9-19, Keller 6-20, Wylie 3-9. Germaine 3-(-14).
PASSING: FSU - Busby 33-22-2-334-1; **OSU** - Germaine 26-10-2-173-1, Jackson 10-6-1-34-0.
RECEIVING: FSU - Minor 9-55, Green 7-176, Warrick 3-82, Coles 3-21; **OSU** - Miller 6-79, Boston 3-40, Lumpkin 2-61, Pearson 2-27, Keller 2-(-3), Rambo 1-3.

Thad Busby

BOWL GAMES IN REVIEW

FIESTA BOWL
JANUARY 4, 1999
TEMPE, ARIZ.

23 — 16

SCORE BY QUARTERS

	1	2	3	4	F
Tennessee	0	14	0	9	23
Florida State	0	9	0	7	16

SCORING SUMMARY

UT	Bryson 4 yd pass from Martin (Hall kick), 14:05
UT	Goodrich 54 yd interception return (Hall kick), 13:40
FSU	McCray 1 yd run (Janikowski kick failed), 8:59
FSU	Janikowski 34 field goal, 1:17
UT	Price 79 yd pass from Martin, 9:17
UT	Hall 23 yd field goal, 6:01
FSU	Outzen 7 yd run (Janikowski kick), 3:42

TEAM STATISTICS

	UT	FSU
First Downs	16	13
Rushes-Yards	54-114	41-108
Passing Yards	278	145
Comp-Att-Int	11-19-2	9-22-2
Total Yards	392	253
Punts-Average	5-38.0	9-39.8
Punt Returns	4-34	2-51
Kickoff Returns	3-43	4-52
Interception Returns	2-74	2-69
Penalties-Yards	9-55	12-110
Fumbles-Lost	3-2	4-1
Sacks By	1	4
Third Down Conv	1-12	4-15
Time of Possession	28:50	31:10
Attendance		80,470

INDIVIDUAL STATISTICS

RUSHING: FSU - Minor 15-83, Warrick 1-11, McCray 4-9, Coles 2-4, Glenn 1-2, Outzen 18-(-1); **UT** - Stephens 13-60, Henry 19-28, Martin 10-19, Bryson 3-7.
PASSING: FSU - Outzen 22-9-0-145-2; **UT** - Martin 18-11-2-278-2; Henry 1-0-0-0-0.
RECEIVING: FSU - Dugans 6-135, McCray 1-11, Warrick 1-7, Minor 1-(-8); **UT**- Price 4-199, Bryson 3-34, Copeland 1-15, Finlayson 1-14, Henry 1-9, Wilson 1-7.

Travis Minor

SUGAR BOWL
JANUARY 4, 2000
NEW ORLEANS, LA.

29 — 46

SCORE BY QUARTERS

	1	2	3	4	F
Virginia Tech	7	7	15	0	29
Florida State	14	14	0	18	46

SCORING SUMMARY

FSU	Warrick 64 yd pass from Weinke (Janikowski kick), 3:22
FSU	Chaney 6 yd blocked punt return (Janikowski kick), 2:14
VT	Davis 49 yd pass from Vick (Graham kick), :30
FSU	Dugans 63 yd pass from Weinke (Janikowski kick), 13:45
FSU	Warrick 59 yd punt return (Janikowski kick), 11:40
VT	Vick 3 yd run (Graham kick), 0:37
VT	Graham 23 yd field goal, 7:54
VT	Kendrick 29 yd run (pass failed), 5:57
VT	Kendrick 6 yd run (pass failed), 2:13
FSU	Dugans 14 yd pass from Weinke (Warrick pass from Weinke), 12:59
FSU	Janikowski 32 yd field goal, 10:26
FSU	Warrick 43 yd pass from Weinke (Janikowski kick), 7:42

TEAM STATISTICS

	VT	FSU
First Downs	24	15
Rushes-Yards	52-278	23-30
Passing Yards	225	329
Comp-Att-Int	15-29-0	20-34-1
Total Yards	503	359
Punts-Average	6-29.3	7-44.3
Punt Returns	4-88	4-80
Kickoff Returns	4-134	4-75
Interception Returns	1-0	0-0
Penalties-Yards	6-65	7-59
Fumbles-Lost	3-3	2-0
Sacks By	4-31	7-37
Third Down Conv	3-14	5-14
Time of Possession	36:25	23:35
Attendance		79,280

INDIVIDUAL STATISTICS

RUSHING: FSU - Chaney 4-43, Minor 9-35, TEAM 3-(-7), Weinke 7-(-41); **VT** - Vick 23-97, Kendrick 12-69, Stith 11-68, Davis 1-16, E. Johnson 1-12, Sorensen 1-7, Ferguson 1-5, Hawkins 1-4, Graham 1-0.
PASSING: FSU - Weinke 20-34-1-329; **VT** - Vick 15-29-0-225.
RECEIVING: FSU - Warrick 6-163, Dugans 5-99, Minnis 2-25, Minor 2-23, Morgan 2-10, Chaney 2-5, Boldin 1-4; **VT** - Davis 7-108, Hawkins 2-49, Kendrick 2-27, E.Johnson 1-23, Wynn 1-7, Ferguson 1-6, Carter 1-5.

Peter Warrick

ORANGE BOWL
JANUARY 3, 2001
MIAMI, FLA.

13 — 2

SCORE BY QUARTERS

	1	2	3	4	F
Oklahoma	3	0	3	7	13
Florida State	0	0	0	2	2

SCORING SUMMARY

OU	Duncan 27 yd field goal, 7:16
OU	Duncan 42 yd field goal, 4:24
OU	Griffin 10 yd run (Duncan kick), 7:46
FSU	Safety, Ferguson tackled in end zone, 0:55

TEAM STATISTICS

	OU	FSU
First Downs	12	14
Rushes-Yards	36-56	17-27
Passing Yards	214	274
Comp-Att-Int	25-39-1	25-52-2
Total Yards	270	301
Punts-Average	8-41.1	10-44.7
Punt Returns	5-35	4-2
Kickoff Returns	1-36	1-2
Interception Returns	2-13	1-19
Penalties-Yards	7-45	6-38
Fumbles-Lost	2-1	3-1
Sacks By	1-2	2-13
Third Down Conv	7-19	1-15
Time of Possession	36:33	23:27
Attendance		76,835

INDIVIDUAL STATISTICS

RUSHING: FSU - Minor 13-20, Weinke 4-7; **OU** - Griffin 11-40, Heupel 13-23, Works 6-16, Littrell 2-8, Mackey 2-5, TEAM 2-(-36).
PASSING: FSU - Weinke 25-52-2-274; **OU** - Heupel 25-39-1-214.
RECEIVING: FSU - Bell 7-137, Minor 5-9, Boldin 3-31, Morgan 3-21, Golightly 3-15, Walker 1-25, Gardner 1-16, Sprague 1-14, Franklin 1-6; **OU** - Griffin 6-23, Mackey 4-23, Works 4-3, Norman 3-49, Woolfolk 3-41, Savage 2-23, T.Smith 2-13, Fagan 1-39.

Chris Weinke

BOWL GAMES IN REVIEW

GATOR BOWL
JANUARY 1, 2002
JACKSONVILLE, FLA.

Virginia Tech 17 — Florida State 30

SCORE BY QUARTERS

	1	2	3	4	F
Virginia Tech	3	0	14	0	17
Florida State	0	10	3	17	30

SCORING SUMMARY

VT	Warley 36 yd field goal, 10:56
FSU	Rix 1 yd run (Beitia kick), 6:32
FSU	Beitia 50 yd field goal, 1:26
VT	Jones 5 yd run (Warley kick), 10:02
FSU	Beitia 47 yd field goal, 1:42
VT	Davis 55 yd pass from Noel (Warley kick), :40
FSU	Walker 77 yd pass from Rix (Beitia kick), 14:48
FSU	Beitia 35 yd field goal, 10:13
FSU	Walker 23 yd pass from Rix (Beitia kick), 2:14

TEAM STATISTICS

	VT	FSU
First downs	16	19
Rushes-Yards	40-43	39-104
Passing	269	326
Comp-Att-Int	15-29-1	12-25-1
Return Yards	23	19
Punts-Average	7-30.0	4-40.0
Fumbles-Lost	2-1	1-1
Penalties-Yards	4-32	4-25
Time of Possession	31:09	28:51
Attendance		72,202

INDIVIDUAL STATISTICS

RUSHING: FSU - G. Jones 23-120, Maddox 3-6, Gardner 1-(-3), Rix 12-(-19); **VT** - K. Jones 23-55, Ferguson 3-13, Burnell 2-1, Noel 12-(-26).
PASSING: FSU - Rix 12-25-1-326; **VT** - Noel 15-27-0-269, R.Johnson 0-1-0-0, Randall 0-1-1-0.
RECEIVING: FSU - Walker 4-195, Bell 3-43, Thorpe 2-48, Gardner 2-21, Maddox 1-19; **VT** - A. Davis 5-158, Ferguson 5-32, Slowikowski 2-36, E. Johnson 2-21, Parham 1-22.

Javon Walker

SUGAR BOWL
JANUARY 1, 2003
NEW ORLEANS, LA.

Georgia 26 — Florida State 13

SCORE BY QUARTERS

	1	2	3	4	F
Georgia	3	14	6	3	26
Florida State	0	7	6	0	13

SCORING SUMMARY

UGA	Bennett 23 yd field goal, 4:19
FSU	Boldin 5 yd pass from Walker (Beitia kick), 13:41
UGA	Thornton 71 yd interception return (Bennett kick), 6:24
UGA	Edwards 37 yd pass from Shockley (Bennett kick), 3:43
UGA	Bennett 42 yd field goal, 11:06
UGA	Bennett 25 yd field goal, 8:49
FSU	Thorpe 40 yd pass from Boldin (run failed), 0:00
UGA	Bennett 35 yd field goal, 10:17

TEAM STATISTICS

	GA	FSU
First Downs	11	18
Rushes-Yards	36-151	41-115
Passing	125	147
Comp-Att-Int	10-15-0	13-26-2
Return Yards	113	125
Punts-Average	4-48.2	5-40.4
Fumbles-Lost	1-1	2-1
Penalties-Yards	6-59	5-37
Time of Possession	26:09	33:51
Attendance		74,269

INDIVIDUAL STATISTICS

RUSHING: FSU - Washington 10-48, Boldin 13-34, Maddox 9-32, Dean 1-5, Reid 1-2, Walker 7-(-6); **UGA** - Smith 23-145, Milton 5-13, Shockley 3-2, Wall 1-0, TEAM 2-(-2), Greene 2-(-7).
PASSING: FSU - Boldin 6-14-0-78, Walker 7-12-2-69; **UGA** - Greene 9-14-0-88, Shockley 1-1-0-37.
RECEIVING: FSU - Maddox 4-24, Boldin 3-34, Sam 2-11, Thorpe 1-40, Morgan 1-18, Hughes 1-14, Gardner 1-6; **UGA** - Edwards 3-60, Gibson 2-12, Johnson 1-34, Brown 1-11, Watson 1-5, Wall 1-3, Smith 1-0.

Anquan Boldin

ORANGE BOWL
JANUARY 1, 2004
MIAMI, FLA.

Miami 16 — Florida State 14

SCORE BY QUARTERS

	1	2	3	4	F
Miami	3	10	3	0	16
Florida State	0	14	0	0	14

SCORING SUMMARY

UM	Peattie 32 yd field goal, 11:32
FSU	Booker 9 yd run (Beitia kick), 14:54
FSU	Henshaw 7 yd pass from Rix (Beitia kick), 8:41
UM	Moss 3 yd run (Peattie kick), 5:34
UM	Peattie 44 yd field goal, 0:00
UM	Peattie 51 yd field goal, 10:19

TEAM STATISTICS

	UM	FSU
First Downs	16	10
Total Net Yards	375	206
Rushes-Yards	48-218	32-110
Passing	157	96
Punt Returns	3-23	1-6
Kickoff Returns	3-63	4-66
Interception Returns	1-(-3)	2-31
Comp-Att-Int	14-29-2	6-19-1
Sacked-Yards Lost	2-13	1-7
Punts	5-25.2	7-43.6
Fumbles-Lost	2-1	2-1
Penalties-Yards	5-40	10-85
Time of Possession	36:08	23:52
Attendance		76,739

INDIVIDUAL STATISTICS

RUSHING: FSU - Jones 6-38, Booker 8-25, Washington 9-20, Rix 5-13, Coleman 2-9, Davis 1-5, Dean 1-0; **UM** - Payton 22-131, D.J.Williams 1-31, Moss 15-31, Berlin 6-12, Parrish 1-7, Geathers 1-6, Hester 1-2, TEAM 1-(-2).
PASSING: FSU - Rix 6-19-1-96; **UM** - Berlin 14-29-2-157.
RECEIVING: FSU - Stovall 4-79, Sam 1-10, Henshaw 1-7; **UM** - Winslow 5-48, Geathers 4-41, Moore 3-52, Hill 1-10, Everett 1-6.



Jerome Carter

BOWL GAMES IN REVIEW

GATOR BOWL
JANUARY 1, 2005
JACKSONVILLE, FLA.

West Virginia 18 — Florida State 30

SCORE BY QUARTERS

	1	2	3	4	F
West Virginia	12	0	3	3	18
Florida State	10	3	10	7	30

SCORING SUMMARY

FSU	Washington 69 yd run (Beitia kick), 14:38
FSU	Beitia 32 yd field goal, 12:51
WVU	Harris 36 yd pass from Marshall (kick failed), 9:53
WVU	Harris 1 yd run (kick failed), 1:45
FSU	Beitia 28 yd field goal, 11:23
FSU	Beitia 28 yd field goal, 12:13
WVU	Good 44 yd field goal, 10:26
FSU	Thorpe 14 yd pass from Rix (Beitia kick), 3:05
WVU	Good 34 yd field goal, 14:26
FSU	Coleman 1 yd run (Beitia kick), 11:12

TEAM STATISTICS

	WVU	FSU
First Downs	26	22
Rushes-Yards	47-255	42-301
Passing	191	157
Comp-Att-Int	13-30-2	16-31-2
Return Yards	120	49
Punts-Average	2-39.5	4-41.8
Fumbles-Lost	2-2	3-1
Penalties-Yards	11-121	17-174
Time of Possession	27:52	32:08
Attendance		70,112

INDIVIDUAL STATISTICS

RUSHING: FSU - Washington 12-195, Booker 20-101, C. Davis 1-8, Coleman 2-2, Rix 5-(-1), Lewis 1-(-2); **WVU** - Harris 25-134, Marshall 11-71, Colson 6-20, Jackson 2-6.
PASSING: FSU - Rix 16-31-2-157; **WVU** - Marshall 11-23-1-131, Hales 2-7-1-60.
RECEIVING: FSU - Thorpe 5-73, Davis 3-39, Reid 2-15, Robinson 2-3, Coleman 1-9, Henshaw 1-9; **WVU** - Harris 4-50, Henry 3-61, Jackson 2-9, Bolden 1-49, Hales 1-9, Colson 1-7, Henderson 1-6.

Leon Washington

ORANGE BOWL
JANUARY 3, 2006
MIAMI, FLA.

Penn State 26 — Florida State 23

SCORE BY QUARTERS

	1	2	3	4	1OT	2OT	3OT	F
Penn State	7	7	0	2	0	7	3	26
Florida State	0	13	0	3	0	7	0	23

SCORING SUMMARY

PSU	Scott 2 yd run (Kelly kick), 4:59
FSU	Reid 87 yd punt return (Cismesia kick), 4:09
FSU	Booker 50 yd pass from Weatherford (Cismesia kick failed), 2:49
PSU	Kilmer 25 yd pass from Robinson (Kelly kick), 0:06
PSU	Safety, 13:36
FSU	Cismesia 48 yd field goal, 4:08
PSU	Scott 1 yd run (Kelly kick)
FSU	Dean 1 yd run (Cismesia kick)
PSU	Kelly 29 yd field goal

TEAM STATISTICS

	PSU	FSU
First Downs	23	12
Rushes-Yards	48-138	26-26
Passing	253	258
Comp-Att-Int	21-39-1	24-43-1
Total Offense (Plays-Yards)	87-391	69-284
Return Yards	70	259
Punts-Average	11-44.3	9-39.2
Fumbles-Lost	1-1	1-0
Penalties-Yards	8-43	13-129
Sacks By-Yards Lost	3-18	3-18
Time of Possession	34:16	25:44
Attendance		77,773

INDIVIDUAL STATISTICS

RUSHING: FSU - Washington 6-30, Booker 7-2, Dean 1-1, Coleman 2-1, Smith 1-(-1), Weatherford 8-(-4); **PSU** - Scott 26-110, Robinson 17-21, Norwood 1-7, Snow 1-1, Kinlaw 2-0, King 1-(-1).
PASSING: FSU - Weatherford 24-43-1-258; **PSU** - Robinson 21-39-1-253.
RECEIVING: FSU - Booker 3-69, Reid 4-55, Davis 3-55, Carr 3-25, Washington 6-24, Rouse 1-10, Henshaw 2-9, Root 1-8, Fagg 1-3; **PSU** - Norwood 6-110, Kilmer 6-79, King 5-27, Smolko 2-21, Butler 1-13, Hunt 1-3.

Drew Weatherford

EMERALD BOWL
DECEMBER 27, 2006
SAN FRANCISCO, CALIF.

UCLA 27 — Florida State 44

SCORE BY QUARTERS

	1	2	3	4	F
UCLA	10	10	7	0	27
Florida State	7	6	10	21	44

SCORING SUMMARY

FSU	Booker 25 yd run (Cismesia kick), 0:26
UCLA	Breazell 78 yd pass from Cowan (Medlock kick), 0:34
UCLA	Medlock 46 yd field goal, 1:55
FSU	Cismesia 39 yd field goal, 3:00
UCLA	Taylor 7 yd pass from Cowan (Medlock kick), 3:40
UCLA	Medlock 19 yd field goal, 3:54
FSU	Cismesia 21 yd field goal, 2:09
FSU	Cismesia 36 yd field goal, 3:31
FSU	Timmons 25 yd blocked punt return (Cismesia kick)
UCLA	Moline 8 yd run (Medlock kick), 3:09
FSU	Carr 30 yd pass from Weatherford (Cismesia kick), 4:20
FSU	Booker 3 yd run (Cismesia kick), 2:18
FSU	Carter 86 yd interception return (Cismesia kick)

TEAM STATISTICS

	UCLA	FSU
First Downs	17	21
Rushes-Yards	35-194	30-105
Passing	240	325
Comp-Att-Int	15-36-2	21-43-1
Total Offense (Plays-Yards)	71-434	73-430
Punt Returns	3-12	4-41
Kickoff Returns-Yards	6-166	5-101
Punts-Average	6-37.7	6-38.8
Fumbles-Lost	2-1	0-0
Penalties-Yards	4-34	5-44
Sacks By-Yards Lost	1-8	1-7
Time of Possession	29:48	30:12
Attendance		40,331

INDIVIDUAL STATISTICS

RUSHING: FSU - Booker 22-91, Weatherford 4-14, Davis 1-2, Dunham 2-1, TEAM 1-(-3); **UCLA** - Markey 19-144, Williams 6-31, Moline 1-8, Austin 1-7, Cowan 7-4, Pitre 1-0.
PASSING: FSU - Weatherford 21-43-1-325; **UCLA** - Patrick 15-36-2-240.
RECEIVING: FSU - Fagg 6-68, Booker 5-117, Carr 4-88, Davis 3-33, Warren 1-8, Dunham 1-6, Sims 1-5; **UCLA** - Baumgartner 2-49, Everett 2-47, Taylor 2-32, Palusen 2-18, Williams 2-15, Markey 2-(-6), Breazell 1-78, Pitre 1-4, Ketchum 1-3.

Lorenzo Booker

BOWL GAMES IN REVIEW

MUSIC CITY BOWL
DECEMBER 31, 2007
NASHVILLE, TENN.

Kentucky 35 — Florida State 28

SCORE BY QUARTERS

	1	2	3	4	F
Kentucky	7	7	14	7	35
Florida State	7	7	0	14	28

SCORING SUMMARY

UK	Tamme 14 yd pass from Woodson (Seiber kick), 10:39
FSU	Weatherford 6 yd run (Cismesia kick), 1:49
UK	Johnson 13 yd pass from Woodson (Seiber kick), 8:28
FSU	Carter 24 yd interception return (Cismesia kick), 3:28
UK	Little 2 yd pass from Woodson (Seiber kick), 6:49
UK	Dixon 4 yd run (Seiber kick), 0:04
FSU	Weatherford 1 yd run (Cismesia kick), 8:02
UK	Johnson 38 yd pass from Woodson (Seiber kick), 5:19
FSU	Carr 7 yd pass from Weatherford (Cismesia kick), 2:14

TEAM STATISTICS

	UK	FSU
First Downs	29	22
Rushes-Yards	36-143	33-204
Passing	358	276
Comp-Att-Int	32-50-1	22-50-2
Total Offense (Plays-Yards)	86-501	83-480
Fumble Returns-Yards	0-0	1-51
Punt Returns-Yards	2-36	1-16
Kickoff Returns-Yards	3-57	3-44
Punts-Average	5-39.8	6-41.7
Fumbles-Lost	5-3	1-0
Penalties-Yards	7-45	10-102
Sacks By: Number-Yards	1-13	3-27
Time of Possession	30:25	29:35
Attendance		68,661

INDIVIDUAL STATISTICS

RUSHING: FSU - Smith 17-156, Weatherford 12-48, Parker 2-1, Holloway 1-0, TEAM 1-(-1); **UK** - Little 28-152, Dixon 4-17, Woodson 4-(-26).
PASSING: FSU - Weatherford 22-48-2-276, Parker 0-1-0-0, TEAM 0-1-0-0; **UK** - Woodson 32-50-1-358.
RECEIVING: FSU - Parker 8-105, Carr 6-99, Fagg 5-51, Owens 2-10, Smith 1-11; **UK** - Little 8-50, Johnson 7-124, Burton 7-56, Lyons 5-78, Tamme 3-35, Dixon 1-8, Grinter 1-7.

Tony Carter

CHAMPS SPORTS BOWL
DECEMBER 27, 2008
ORLANDO, FLA.

Wisconsin 13 — Florida State 42

SCORE BY QUARTERS

	1	2	3	4	F
Wisconsin	0	3	3	7	13
Florida State	0	14	14	14	42

SCORING SUMMARY

FSU	Nicholson 75 yd fumble recovery (Gano kick), 12:33
WISC	Welch 31 yd field goal, 4:46
FSU	Carr 15 yd pass from Ponder (Gano kick), 0:07
WISC	Welch 41 yd field goal, 12:01
FSU	Smith 6 yd run (Gano kick), 4:11
FSU	Jones 14 yd run (Gano kick), 0:18
FSU	Watson 51 yd fumble recovery (Gano kick), 14:28
FSU	Piurowski 10 yd pass from Ponder (Gano kick), 11:04
WISC	Theus 20 yd pass from Sherer (Welch kick), 4:06

TEAM STATISTICS

	WISC	FSU
First Downs	16	23
Rushes-Yards	38-201	38-134
Passing	132	276
Comp-Att-Int	9-16-0	23-37-0
Total Offense (Plays-Yards)	54-333	75-410
Fumble Returns-Yards	0-0	2-126
Punt Returns-Yards	1-3	4-29
Kickoff Returns-Yards	4-62	4-71
Punts-Average	6-44.3	5-48.2
Fumbles-Lost	3-3	0-0
Penalties-Yards	2-25	7-85
Sacks By: Number-Yards	2-13	3-17
Third Down Conv	2 of 10	10 of 17
Time of Possession	24:52	35:08
Attendance		52,692

INDIVIDUAL STATISTICS

RUSHING: FSU - Jones 4-55, Smith 16-39, Ponder 9-19, Givens 1-8, Weatherford 1-6, Thomas 3-4, Sims 2-3, Bradham 1-2, Reed 1-(-2); **WISC** - Hill 15-140, Clay 11-39, Anderson 1-19, Sherer 7-9, Pressley 1-2, Brown 1-(-1), TEAM 1-(-2), Gilreath 1-(-5).
PASSING: FSU - Ponder 18-31-0-199, Weatherford 5-6-0-77; **WISC** - Sherer 9-16-0-132.
RECEIVING: FSU - Carr 8-78, Reed 5-24, Wade 2-41, Givens 2-33, Piurowski 2-32, Surrency 1-25, Fortson 1-20, Smith 1-18, Easterling 1-5; **WISC** - Graham 3-62, Toon 2-27, Anderson 2-18, Theus 1-20, Gilreath 1-5.



Christian Ponder

GATOR BOWL
JANUARY 1, 2010
JACKSONVILLE, FLA.

West Virginia 21 — Florida State 33

SCORE BY QUARTERS

	1	2	3	4	F
West Virginia	14	0	0	7	21
Florida State	3	10	10	10	33

SCORING SUMMARY

WVU	Brown 32 yd run (Bitancurt kick), 11:45
FSU	Hopkins 26 yd field goal, 7:02
WVU	Divine 1 yd run (Bitancurt kick), 5:13
FSU	Thomas 12 yd run (Hopkins kick), 10:57
FSU	Hopkins 42 yd field goal, 0:08
FSU	Hopkins 22 yd field goal, 12:15
FSU	Thomas 19 yd run (Hopkins kick), 3:50
WVU	Clarke 5 yd run (Bitancurt kick), 14:56
FSU	Manuel 2 yd run (Hopkins kick), 8:54
FSU	Hopkins 37 yd field goal, 2:02

TEAM STATISTICS

	WVU	FSU
First Downs	8	24
Rushes-Yards	37-221	46-226
Passing	107	189
Comp-Att-Int	9-19-1	17-24-0
Total Offense (Plays-Yards)	56-328	70-415
Fumble Returns-Yards	0-0	0-0
Punt Returns-Yards	0-0	2-37
Kickoff Returns-Yards	7-146	4-101
Interception Returns-Yards	0-0	1-0
Punts-Average	0-0	2-37
Fumbles-Lost	0-0	0-0
Penalties-Yards	3-29	7-69
Sacks By-Yards Lost	0-0	5-42
Third Down Conversions	4 of 11	7 of 14
Time of Possession	22:53	37:07
Attendance		84,129

INDIVIDUAL STATISTICS

RUSHING: FSU - Thomas 25-121, Manuel 14-70, Thompson 2-20, Reed 3-9, Givens 1-4, Pryor 1-2; **WVU** - Divine 16-168, Brown 6-43, Clarke 3-12, Sanders 1-7.
PASSING: FSU - Manuel 17-24-0-189; **WVU** - Smith 8-15-0-92, Brown 1-4-1-15.
RECEIVING: FSU - Fortson 4-73, Owens 3-37, Easterling 3-33, Pryor 2-22, Reed, 2-0, Thomas 1-9, Thompson 1-9, Reliford 1-6; **WVU** - Starks 3-30, Divine 2-28, Sanders 2-14, Austin 1-19, Arnett 1-16.

Jermaine Thomas

BOWL GAMES IN REVIEW

CHICK-FIL-A BOWL
DECEMBER 31, 2010
ATLANTA, GA.

South Carolina 17 — Florida State 26

SCORE BY QUARTERS

	1	2	3	4	F
South Carolina	0	3	7	7	17
Florida State	6	7	6	7	26

SCORING SUMMARY

FSU	Hopkins 29 yd field goal, 8:08
FSU	Hopkins 48 yd field goal, 2:42
FSU	Thompson 27 yd run (Hopkins kick), 1:02
SC	Lanning 40 yd field goal, 0:00
FSU	Hopkins 35 yd field goal, 10:38
SC	Garcia 3 yd pass from Sanders (Lanning kick), 3:49
FSU	Hopkins 45 yd field goal, 0:09
SC	Maddox 7 yd run (Lanning kick), 11:56
FSU	Easterling 7 yd pass from Manuel (Hopkins kick), 5:27

TEAM STATISTICS

	SC	FSU
First Downs	22	18
Rushes-Yards	32-139	45-218
Passing	275	90
Comp-Att-Int	21-36-3	12-21-1
Total Offense (Plays-Yards)	68-414	66-308
Return Yards	41	99
Punts-Average	2-43.5	3-51.0
Fumbles-Lost	2-2	3-0
Penalties-Yards	5-58	6-50
Sacks By-Yards Lost	2-9	2-11
Time of Possession	26:32	33:28
Attendance		72,217

INDIVIDUAL STATISTICS

RUSHING: FSU - Thompson 25-147, Manuel 7-46, Pryor 2-10, Jones 4-7, Thomas 1-6, Ponder 5-3, TEAM 1-(-1); **SC** - Miles 10-70, Maddox 12-53, Garcia 8-14, Gilmore 1-3, Lattimore 1-(-1).
PASSING: FSU - Manuel 11-15-0-84, Ponder 1-5-0-6, Reed 0-1-1-0; **SC** - Garcia 19-34-3-243, Sanders 1-1-0-3, Gilmore 1-1-0-29.
RECEIVING: FSU - Reed 2-25, Thompson 2-17, Haulstead 2-14, Easterling 2-10, Pryor 2-7, Smith 1-12, Little 1-5; **SC** - Jeffery 9-130, Lattimore 3-48, Gurley 2-49, Maddox 2-16, Moore 2-4, Sanders 1-16, Barnes 1-9, Garcia 1-3.

Dustin Hopkins

CHAMPS SPORTS BOWL
DECEMBER 29, 2011
ORLANDO, FLA.

Notre Dame 14 — Florida State 18

SCORE BY QUARTERS

	1	2	3	4	F
Notre Dame	7	0	7	0	14
Florida State	0	0	3	15	18

SCORING SUMMARY

ND	Motta 29 yd fumble recovery (Ruffer kick), 9:04
ND	Floyd 5 yd pass from Rees (Ruffer kick), 11:24
FSU	Hopkins 42 yd field goal, 9:03
FSU	Reed 18 yd pass from Manuel (pass failed), 14:54
FSU	Greene 15 yd pass from Manuel (rush failed), 13:18
FSU	Hopkins 20 yd field goal, 8:05

TEAM STATISTICS

	ND	FSU
First Downs	19	13
Rushes-Yards	35-93	29-41
Passing	249	187
Att-Comp-Int	19-35-3	20-31-0
Total Offense (Plays-Yards)	70-280	60-290
Fumble Returns-Yards	1-29	0-0
Punt Returns-Yards	3-45	2-18
Kickoff Returns-Yards	5-94	2-101
Interception Returns-Yards	0-0	3-39
Punts-Average	7-40.7	8-47.2
Fumbles-lost	1-0	1-1
Penalties-Yards	5-39	5-44
Time of Possession	30:09	29:51
Third Down Conversions	7 of 15	3 of 14
Sacks By-Yards Lost	5-44	4-28
Attendance		68,305

INDIVIDUAL STATISTICS

RUSHING: FSU - Freeman 13-48, Wilder 4-10, Abram 1-3, Manuel 11-(-20); **ND** - Wood 18-60, Riddick 8-36, Hendrix 4-26, TEAM 1-(-1), Rees 4-(-28).
PASSING: FSU - Manuel 20-31-0-249; **ND** - Rees 16-27-2-163, Hendrix 3-8-1-24.
RECEIVING: FSU - Greene 5-99, Shaw 4-64, Smith 4-34, Wilder 2-14, Freeman 2-12, Reed 1-18, Pryor 1-5, Green 1-3; **ND** - Eifert 6-90, Floyd 5-41, Toma 4-34, Riddick 2-7, Wood 1-8, Jones 1-7.

Rashad Greene

ORANGE BOWL
JANUARY 1, 2013
MIAMI SPRINGS, FLA.

Northern Illinois 10 — Florida State 31

SCORE BY QUARTERS

	1	2	3	4	F
Northern Illinois	3	0	7	0	10
Florida State	7	7	3	14	31

SCORING SUMMARY

FSU	Pryor 60 yd run (Hopkins kick), 5:28
NIU	Sims 25 yd field goal, 1:41
FSU	Greene 6 yd pass from Manuel (Hopkins kick), 0:11
FSU	Hopkins 25 yd field goal, 11:48
NIU	Moore 11 yd pass from Lynch (Sims kick), 9:55
FSU	Manuel 9 yd run (Hopkins kick), 14:56
FSU	Pryor 37 yd run (Hopkins kick), 10:33

TEAM STATISTICS

	NIU	FSU
First Downs	17	23
Rushes-Yards	32-83	37-243
Passing	176	291
Comp-Att-Int	15-41-1	26-38-0
Total Offense (Plays-Yards)	73-259	75-534
Fumble Returns-Yards	1-5	0-0
Punt Returns-Yards	1-6	0-0
Kickoff Returns-Yards	4-73	0-0
Interception Returns-Yards	0-0	1-20
Punts-Average	7-42.1	5-36.8
Fumbles-Lost	1-1	1-1
Penalties-Yards	5-40	8-96
Time of Possession	25:52	34:08
Third Down Conversions	5 of 18	3 of 14
Sacks By-Yards Lost	0-0	3-16
Attendance		68,305

INDIVIDUAL STATISTICS

RUSHING: FSU - Pryor 5-134, Wilder 11-52, Freeman 14-30, Manuel 6-26, Dent 1-1; **NIU** - Lynch 23-44, Maxwell 1-35, Daniels 3-15, Lewis 2-9, Wells 1-1, TEAM 1-(-1), Brown 1-(-20).
PASSING: FSU - Manuel 26-38-0-291; **NIU** - Lynch 15-41-1-176.
RECEIVING: FSU - Shaw 6-61, Greene 5-45, Freeman 3-43, Dent 3-42, Smith 3-41, Pryor 3-17, O'Leary 2-29, Benjamin 1-13; **NIU** - Lewis 5-61, Moore 4-29, Ashford 4-19, Daniels 2-67.

EJ Manuel

BOWL GAMES IN REVIEW

BCS CHAMPIONSHIP GAME
JANUARY 6, 2014
PASADENA, CALIF.

Auburn 31 — Florida State 34

SCORE BY QUARTERS

	1	2	3	4	F
Auburn	7	14	0	10	31
Florida State	3	7	3	21	34

SCORING SUMMARY

FSU	Aguayo 35 yd field goal, 9:53
AUB	Mason 12 yd pass from Marshall (Parkey kick), 3:07
AUB	Ray 50 yd pass from Marshall (Parkey kick), 13:48
AUB	Marshall 4 yd run (Parkey kick), 5:01
FSU	Freeman 3 yd run (Aguayo kick), 1:28
FSU	Aguayo 41 yd field goal, 6:05
FSU	Abram 11 yd pass from Winston (Aguayo kick), 10:55
AUB	Parkey 22 yd field goal, 4:42
FSU	Whitfield 100 yd kickoff return (Aguayo kick), 4:31
AUB	Mason 37 yd run (Parkey kick), 1:19
FSU	Benjamin 2 yd pass from Winston (Aguayo kick), 0:13

TEAM STATISTICS

	AUB	FSU
First Downs	25	19
Rushes-Yards	53-232	31-148
Passing	217	237
Comp-Att-Int	14-27-1	20-35-0
Total Offense (Plays-Yards)	80-449	66-385
Fumble Returns-Yards	0-0	1-29
Punt Returns-Yards	3-36	3-45
Kickoff Returns-Yards	4-70	4-172
Interception Returns-Yards	0-0	1-4
Punts-Average	6-43.2	6-42.8
Fumbles-Lost	2-0	2-1
Penalties-Yards	5-38	8-60
Time of Possession	33:41	26:19
Third Down Conversions	10 of 18	2 of 12
Sacks By-Yards Lost	4-22	2-15
Attendance		94,208

INDIVIDUAL STATISTICS

RUSHING: FSU - Freeman 11-73, Winston 11-26, Williams 5-25, Wilder 3-21, Abram 1-3; **AU** - Mason 34-195, Marshall 16-45, Artis-Payne 1-1, Grant 1-(-3), Ricardo 1-(-6).
PASSING: FSU - Winston 20-35-0-237; **AU** - Marshall 14-27-1-217.
RECEIVING: FSU - Greene 9-147, Benjamin 4-54, Freeman 3-21, Shaw 2-4, Abram 1-11, Williams 1-0; **AU** - Coates 4-61, Bray 3-4, Louis 2-28, Uzomah 2-8, Ray 1-50, Mason 1-42, Davis 1-26.

Kelvin Benjamin

ROSE BOWL - CFP SEMIFINAL
JANUARY 1, 2015
PASADENA, CALIF.

Oregon 59 — Florida State 20

SCORE BY QUARTERS

	1	2	3	4	F
Oregon	8	10	27	14	59
Florida State	3	10	7	0	20

SCORING SUMMARY

FSU	Aguayo 28 yd field goal, 9:06
ORE	Freeman 1 yd run (French pass from Alie), 6:55
ORE	Schneider 28 yd field goal, 10:12
FSU	Aguayo 26 yd field goal, 5:18
ORE	Tyner 1 yd run (Schneider kick), 2:18
FSU	Williams 10 yd run (Aguayo kick), 0:36
ORE	Freeman 3 yd run (Schneider kick), 11:54
FSU	Rudolph 18 yd pass from Winston (Aguayo kick), 8:07
ORE	Carrington 56 yd pass from Mariota (Schneider kick), 6:43
ORE	Carrington 30 yd pass from Mariota (Schneider kick), 4:21
ORE	Washington 58 yd fumble return (Schneider kick blocked), 1:36
ORE	Mariota 23 yd run (Schneider kick), 13:56
ORE	Tyner 21 yd run (Schneider kick), 10:13

TEAM STATISTICS

	ORE	FSU
First Downs	30	28
Rushes-Yards	45-301	39-180
Passing	338	348
Comp-Att-Int	26-36-1	29-48-1
Total Offense (Plays-Yards)	81-639	87-528
Fumble Returns-Yards	2-65	0-0
Punt Returns-Yards	0-0	0-0
Kickoff Returns-Yards	3-48	9-186
Interception Returns-Yards	1-0	1-0
Punts-Average	2-38.5	4-33.5
Fumbles-Lost	2-1	7-4
Penalties-Yards	6-50	6-48
Time of Possession	27:17	32:43
Third Down Conversions	7 of 12	6 of 16
Sacks By-Yards Lost	2-18	0-0
Attendance		91,322

INDIVIDUAL STATISTICS

RUSHING: FSU - Cook 15-103, Williams 12-80, Green 2-7, Pender 2-5, Winston 8-(-15); **UO** - Tyner 13-124, Mariota 8-62, Freeman 12-44, Benoit 4-40, Bassett 4-25, Marshall 1-0, TEAM 1-(-2), Lockie 2-(-6).
PASSING: FSU - Winston 29-45-1-348, Maguire 0-3-0-0; **UO** - Mariota 26-36-1-338.
RECEIVING: FSU - Rudolph 6-96, Greene 6-59, Wilson 5-72, Williams 5-59, Cook 3-24, Lane 2-22, Stevenson 1-12, O'Leary 1-4; **UO** - Carrington 7-165, Baylis 6-73, Marshall 5-20, Nelson 4-40, Stanford 2-21, Freeman 2-19.

Jameis Winston

PEACH BOWL
DECEMBER 31, 2015
ATLANTA, GA.

Houston 38 — Florida State 24

SCORE BY QUARTERS

	1	2	3	4	F
Houston	7	14	0	17	38
Florida State	3	0	7	14	24

SCORING SUMMARY

HOU	Ward 7 yd run (Cummings kick), 5:17
FSU	Aguayo 20 yd field goal, 0:37
HOU	Allen 20 yd pass from Ayers (Cummings kick), 6:11
HOU	Ward 6 yd run (Cummings kick), 4:30
FSU	Cook 1 yd run (Aguayo kick), 10:18
HOU	Cummings 39 yd field goal, 12:50
FSU	Rudolph 65 yd pass from Maguire (Aguayo kick), 11:12
HOU	Allen 17 yd pass from Ward (Cummings kick), 6:08
FSU	Wilson 14 yd pass from Maguire (Aguayo kick), 4:55
HOU	Jackson 2 yd run (Cummings kick), 1:59

TEAM STATISTICS

	HOU	FSU
First Downs	27	17
Rushes-Yards	53-187	16-23
Passing	261	397
Comp-Att-Int	28-46-1	23-48-4
Total Offense (Plays-Yards)	99-448	71-413
Fumble Returns-Yards	0-0	0-0
Punt Returns-Yards	3-8	2-6
Kickoff Returns-Yards	1-37	4-86
Interception Returns-Yards	4-20	1-0
Punts-Average	7-41.6	6-51.5
Fumbles-Lost	0-0	1-0
Penalties-Yards	4-30	6-66
Time of Possession	34:27	25:33
Third Down Conversions	13 of 23	6 of 15
Sacks By-Yards Lost	3-21	2-12
Attendance		71,007

INDIVIDUAL STATISTICS

RUSHING: FSU - Cook 18-33, Wilson 1-5, Patrick 1-(-1), Maguire 1-(-9), Cosentino 2-(-12); **UH** - Ward 20-67, Jackson 16-54, Postma 3-37, Ayers 6-17, Farrow 3-9, Wilson 4-7, TEAM 1-(-4).
PASSING: FSU - Maguire 22-44-4-392, Cosentino 1-4-0-5; **UH** - Ward 25-41-1-238.
RECEIVING: FSU - Wilson 8-68, Rudolph 7-201, Whitfield 4-56, Cook 2-26, Izzo 1-33, Stevenson 1-13; **UH** - Ayers 9-82, Jackson 5-32, Allen 4-59, Dunbard 4-32, Wilson 2-32, Gage 2-8, Bonner 1-11, McClosky 1-6.


Sean Maguire

BOWL GAMES IN REVIEW

ORANGE BOWL
DECEMBER 30, 2016
MIAMI GARDENS, FLA.

Michigan 32 — Florida State 33

SCORE BY QUARTERS

	1	2	3	4	F
Michigan	3	3	9	17	32
Florida State	17	3	0	13	33

SCORING SUMMARY

FSU	Cook 2 yd run (Aguayo kick), 12:47
MICH	Allen 19 yd field goal, 9:11
FSU	Aguayo 42 yd field goal, 7:31
FSU	Murray 92 yd pass from Francois (Aguayo kick), 2:49
MICH	Allen 28 yd field goal, 9:36
FSU	Aguayo 38 yd field goal, 4:49
MICH	Allen 37 yd field goal, 7:34
MICH	McCray 14 yd interception return (Speight pass failed), 0:54
FSU	Francois 3 yd run (Aguayo kick), 11:38
MICH	Hill 8 yd pass from Speight (Allen kick), 5:22
MICH	Evans 30 yd run (Darboh pass from Speight), 1:57
FSU	Murray 12 yd pass from Francois (Aguayo kick blocked), 0:36
MICH	Metellus PAT return, 0:36

TEAM STATISTICS

	MICH	FSU
First Downs	16	15
Rushes-Yards	36-89	35-149
Passing	163	222
Comp-Att-Int	21-38-1	9-27-1
Total Offense Plays-Yards	74-252	62-371
Fumble Returns-Yards	0-0	0-0
Punt Returns-Yards	2-(-1)	3-6
Kickoff Returns-Yards	2-40	1-66
Interception Returns-Yards	1-14	1-0
Punts-Average	8-47.4	6-34.5
Fumbles-Lost	0-0	2-1
Penalties-Yards	4-37	7-65
Time of Possession	34:17	25:43
Third Down Conversions	7 of 20	3 of 13
Sacks By-Yards Lost	2-22	4-26
Attendance		67,432

INDIVIDUAL STATISTICS

RUSHING: FSU - Cook 20-145, Francois 10-9, Patrick 1-2, Stevenson 1-2, TEAM 3-(-7); **UM** - Evans 8-49, Smith 16-36, McDoom 1-6, Higdon 4-3, Chesson 1-2, Speight 6-(-7).
PASSING: FSU - Francois 9-27-1-222; **UM** - Speight 21-38-1-163.
RECEIVING: FSU - Cook 3-62, Rudolph 3-33, Murray 2-104, Whitfield 1-23; **UM** - Darboh 5-36, Chesson 4-31, Bunting 3-40, Butt 3-28, Smith 3-7, Hill 2-13, Wheatley 1-8.

Dalvin Cook

INDEPENDENCE BOWL
DECEMBER 27, 2017
SHREVEPORT, LA.

Southern Miss 13 — Florida State 42

SCORE BY QUARTERS

	1	2	3	4	F
Southern Miss	6	0	7	0	13
Florida State	7	16	10	9	42

SCORING SUMMARY

USM	Griggs 5 yd run (Shaunfield kick failed), 11:05
FSU	Tate 20 yd pass from Blackman (Aguayo kick), 5:20
FSU	Akers 14 yd pass from Blackman (Aguayo kick failed), 12:38
FSU	Aguayo 29 yd field goal, 7:48
FSU	Tate 10 yd pass from Blackman (Aguayo kick), 1:33
FSU	Aguayo 39 yd field goal, 10:45
FSU	Patrick 2 yd run (Aguayo kick), 3:25
USM	Robertson 13 yd pass from Griggs (Shaunfield kick), 0:44
FSU	Tate 17 yd pass from Blackman (Aguayo run failed), 13:34
FSU	Aguayo 39 yd field goal, 7:32

TEAM STATISTICS

	USM	FSU
First Downs	12	25
Rushes-Yards	28-131	45-214
Passing	129	238
Comp-Att-Int	15-27-0	19-29-0
Total Offense (Plays-Yards)	55-260	74-452
Fumble Returns-Yards	0-0	0-0
Punt Returns-Yards	0-0	1-0
Kickoff Returns-Yards	8-137	1-11
Interception Returns-Yards	0-0	0-0
Punts-Average	4-41.2	1-38.0
Fumbles-Lost	1-1	0-0
Penalties-Yards	7-44	6-60
Time of Possession	22:52	37:08
Third Down Conversions	4 of 14	7 of 13
Sacks By-Yards Lost	0-0	0-0
Attendance		33,601

INDIVIDUAL STATISTICS

RUSHING: FSU - Akers 13-94, Patrick 16-61, Blackman 6-29, Rasul 7-25, Plante 1-6, Cosentino 1-2, Nabers 1(-3); **USM** - Smith 16-92, Griggs 8-39, Staggers 1-4, Adams 1-2, Parks 2-(-6).
PASSING: FSU - Blackman 18-26-0-233, Cosentino 1-3-0-5; **USM** - Griggs 13-25-0-86, Staggers 1-1-0-18, Everett 1-1-0-25.
RECEIVING: FSU - Tate 5-84, Izzo 5-59, Matthews 3-37, Patrick 2-26, Akers 1-14, Gavin 1-13, Rasul 1-5; **USM** - Robertson 4-36, Smith 4-26, Fails 1-25, Adams 2-22, Griggs 1-18, Staggers 1-2, Washington 1-1, Parks 1-(-1).

Cam Akers

SUN BOWL
DECEMBER 31, 2019
EL PASO, TEXAS

Arizona State 20 — Florida State 14

SCORE BY QUARTERS

	1	2	3	4	F
Arizona State	3	6	0	11	20
Florida State	0	0	14	0	14

SCORING SUMMARY

ASU	Zendejas 40 yd field goal, 3:57
ASU	Zendejas 26 yd field goal, 7:58
ASU	Zendejas 24 yd field goal, 4:33
FSU	Wilson 3 yd run (Aguayo kick), 3:17
FSU	Terry 91 yd pass from Blackman (Aguayo kick), 1:04
ASU	Zendejas 34 yd field goal, 12:02
ASU	Harts 25 yd interception return (Daniels run), 10:06

TEAM STATISTICS

	ASU	FSU
First Downs	13	21
Rushes-Yards	37-87	51-224
Passing	195	246
Comp-Att-Int	12-28-0	16-29-4
Total Offense (Plays-Yards)	65-282	80-470
Fumble Returns-Yards	0-0	0-0
Punt Returns-Yards	1-3	3-18
Kickoff Returns-Yards	1-20	0-0
Interception Returns-Yards	4-54	0-0
Punts-Average	8-45.8	6-41.5
Fumbles-Lost	3-2	4-2
Penalties-Yards	5-40	8-72
Time of Possession	28:56	31:04
Third Down Conversions	4 of 17	2 of 15
Sacks By-Yards Lost	4-29	3-14
Attendance		42,412

INDIVIDUAL STATISTICS

RUSHING: FSU - Sheffield 18-87, Travis 11-58, Ward 10-44, Terry 3-18, Wilson 2-15, Young 1-9, Blackman 6-(-7); **ASU** - Daniels 12-36, Flowers 11-31, Williams 6-12, Carter 4-12, Pearsall 1-1, TEAM 3-(-5).
PASSING: FSU - Blackman 14-26-4-244, Travis 2-3-0-2; **ASU** - Daniels 12-28-0-195.
RECEIVING: FSU - Terry 9-165, Gavin 2-51, Travis 1-18, Young 1-9, Blackman 1-2, Sheffield 1-1, Wilson 1-0; **ASU** - Darby 3-19, Williams 2-76, Hudson 2-39, Porter 2-8, Hatch 1-26, Pearsall 1-19, Matthews 1-8.

Tamorrion Terry

BOWL GAMES IN REVIEW

CHEEZ-IT BOWL
DECEMBER 29, 2022
ORLANDO, FLA.

OU 32 — FSU 35

SCORE BY QUARTERS

	1	2	3	4	F
Oklahoma	7	10	0	15	32
Florida State	3	8	7	17	35

SCORING SUMMARY

FSU	Fitzgerald 23 yd field goal, 11:26
OU	Farooq 22 yd pass from Gabriel (Schmit kick), 7:01
OU	Gabriel 8 yd run (Schmit kick), 14:31
FSU	O. Wilson 16 yd pass from Travis (Courtney pass from Rector), 7:18
OU	Schmit 41 yd field goal, 0:15
FSU	Ward 1 yd run (Fitzgerald kick), 5:33
OU	Sawchuk 15 yd run (Willis pass from Gabriel), 13:22
FSU	Ward 38 yd run (Fitzgerald kick), 11:05
FSU	M. Douglas 17 yd pass from Travis (Fitzgerald kick), 7:22
OU	Barnes 12 yd run (Schmit kick), 3:37
FSU	Fitzgerald 32 yd field goal, 0:55

TEAM STATISTICS

	OU	FSU
First Downs	27	26
Rushes-Yards	60-253	34-169
Passing	243	418
Comp-Att-Int	14-24-0	27-38-1
Total Offense Plays-Yards	84-496	72-587
Fumble Returns-Yards	0-0	0-0
Punt Returns-Yards	1-23	0-0
Kickoff Returns-Yards	0-0	2-29
Interception Returns-Yards	1-0	0-0
Punts-Average	3-48.0	2-44.0
Fumbles-Lost	2-1	0-0
Penalties-Yards	7-46	3-25
Time of Possession	28:17	31:43
Third Down Conversions	8 of 17	5 of 12
Sacks By-Yards Lost	2-12	6-37
Attendance		61,520

INDIVIDUAL STATISTICS

RUSHING: FSU - Ward 10-81, Travis 7-50, Benson 13-25, Toafili 1-10, Pittman 1-2, Williamson 1-1, Lundy 1-0; **OU** - Barnes 27-108, Sawchuk 15-100, Gabriel 14-17, Farooq 2-14, Freeman 1-9, Anderson 1-5.
PASSING: FSU - Travis 27-38-1-418; **OU** - Gabriel 14-24-0-243
RECEIVING: FSU - J. Wilson 8-202, O. Wilson 5-74, M. Douglas 4-50, Pittman 3-13, Williamson 2-23, McClain 2-14, Benson 1-33, J. Douglas 1-7, Toafili 1-2; **OU** - Farooq 4-59, Willis 4-58, Mims 2-77, Stoops 2-27, Bunkley-Shelton 1-14, Sawchuk 1-8.

Jordan Travis

ORANGE BOWL
DECEMBER 30, 2023
MIAMI GARDENS, FLA.

GA 63 — FSU 3

SCORE BY QUARTERS

	1	2	3	4	F
Georgia	7	35	14	7	63
Florida State	0	3	0	0	3

SCORING SUMMARY

UGA	Milton 15 yd run (Woodring kick), 4:05
UGA	Milton 5 yd run (Woodring kick), 14:57
FSU	Fitzgerald 22 yd field goal, 12:34
UGA	Edwards 15 yd run (Woodring kick), 10:38
UGA	McConkey 27 yd run (Woodring kick), 10:18
UGA	Smith 12 yd pass from Beck (Woodring kick), 3:39
UGA	Lovett 2 yd pass from Beck (Woodring kick), 0:24
UGA	Edwards 2 yd run (Woodring kick), 9:23
UGA	Luckie 4 yd pass from Stockton (Woodring kick), 2:30
UGA	Evans 14 yd pass from Stockton (Woodring kick), 12:10

TEAM STATISTICS

	GA	FSU
First Downs	36	11
Rushes-Yards	47-372	26-63
Passing	301	146
Comp-Att-Int	20-29-0	10-27-2
Total Offense Plays-Yards	76-673	53-209
Fumble Returns-Yards	1-10	0-0
Punt Returns-Yards	2-21	0-0
Kickoff Returns-Yards	0-0	3-55
Interception Returns-Yards	2-26	0-0
Punts-Average	1-48.0	6-47.5
Fumbles-Lost	1-0	3-2
Penalties-Yards	5-55	3-44
Time of Possession	35:31	24:29
Third Down Conversions	5 of 9	2 of 12
Sacks By-Yards Lost	1-14	1-10
Attendance		63,324

INDIVIDUAL STATISTICS

RUSHING: FSU - J. Douglas 8-46, Holmes 8-29, Singleton 2-4, Spann 2-1, Williamson 2-(-8), Glenn 4-(-9); **UGA** - Milton 9-104, Robinson 7-70, Edwards 7-62, Stockton 7-46, Jones 5-32, McConkey 1-27, Paul 3-21, Muschamp 1-14, Clark 2-5, Daniels 2-5, TEAM 2-(-4), Beck 1-(-10).
PASSING: FSU - Glenn 9-26-2-139, Spann 1-1-0-7; **UGA** - Beck 13-18-0-203, Stockton 6-10-0-96, Drake 1-1-0-2.
RECEIVING: FSU - Poitier 4-84, Williamson 2-38, J. Douglas 2-13, Williams 1-9, Holmes 1-2; **UGA** - Bell 5-86, Lovett 3-38, Delp 3-31, Rosemy-Jacksaint 2-33, Spurlin 1-31, Edwards 1-28, McConkey 1-22, Evans 1-14, Smith 1-12, Luckie 1-4, Bennett 1-2.

Kentron Poitier

FSU

FLORIDA STATE SEMINOLES
TALLAHASSEE, FLORIDA
EST. 1851

So fight, fight, fight, fight, for victory the Seminoles of Florida State! F-L-O-R-I-D-A-S-T-A-T-E Florida State, Florida State, Florida State!

1993 NATIONAL CHAMPIONS

- Florida State put an exclamation point on its 1993 season by capturing the program's first National Championship with a dramatic, 18-16 victory over Nebraska in the Orange Bowl on January 1, 1994.
- The Seminoles closed the year with a 12-1 record and Florida State was the first team in eight years to open the season at No. 1 and go on to win the title.
- Senior quarterback Charlie Ward collected 20 national awards, including the Heisman Trophy, while leading the Seminoles to their long-awaited crown.
- FSU led the nation in scoring offense and defense, outscoring their 13 opponents by an average of 34 points per game.



BY THE NUMBERS

STATISTICAL LEADERS

PASSING LEADERS

Name	Att.	Comp.	Yds.	Int.	TD
Charlie Ward	380	264	3032	4	27
Danny Kanell	49	36	499	0	7

RUSHING LEADERS

Name	Att.	Yds.	TD
Sean Jackson	134	866	5
Warrick Dunn	68	539	4

RECEIVING LEADERS

Name	Rec.	Yds.	TD
Kez McCorvey	74	966	6
Matt Frier	45	598	3
Tamarick Vanover	45	542	3
Kevin Knox	42	575	7

1993 SCHEDULE & RESULTS

Date	Opponent	W/L	Score
Aug.28	vs. Kansas	W	42-0
Sept. 4	at Duke	W	45-7
Sept.11	Clemson	W	57-0
Sept. 18	at UNC	W	33-7
Oct. 2	Georgia Tech	W	51-0
Oct. 9	Miami	W	28-10
Oct. 16	Virginia	W	40-14
Oct. 30	Wake Forest	W	54-0
Nov. 6	at Maryland	W	49-20
Nov. 13	at Notre Dame	L	31-24
Nov. 20	NC State	W	62-3
Nov. 27	at Florida	W	33-21
Jan. 1, 1994	vs. Nebraska (Orange Bowl)	W	18-16

COACHING STAFF

Head Coach:	Bobby Bowden
Asst. Head Coach/Defensive Line:	Chuck Amato
Defensive Coordinator/Defensive Backs:	Mickey Andrews
Inside Linebackers:	Wally Burnham
Receivers:	John Eason
Outside Linebackers:	Jim Gladden
Offensive Line:	Jimmy Heggins
Quarterbacks:	Mark Richt
Offensive Coordinator/Offensive Line:	Brad Scott
Running Backs:	Billy Sexton
Recruiting Coordinator:	Ronnie Cottrell
Strength and Conditioning:	Dave Van Halanger

1999 NATIONAL CHAMPIONS

- The 1999 Florida State football team became the first in the history of the Associated Press poll to go wire-to-wire as the No. 1 team in the nation. The Seminoles completed their 12-0 campaign with a thrilling 46-29 Sugar Bowl victory over Virginia Tech on January 4, 2000.
- Not only did coach Bobby Bowden lead the Seminoles down a path no other team had traveled – wire-to-wire at No. 1 – he also recorded the first perfect season of his career. Along the way, Bowden picked up his 300th career victory.

BY THE NUMBERS

STATISTICAL LEADERS

PASSING LEADERS

Name	Att.	Comp.	Yds.	Int.	TD
Chris Weinke	377	232	3103	14	25
Marcus Outzen	26	12	169	1	1

RUSHING LEADERS

Name	Att.	Yds.	TD
Travis Minor	180	856	7
Jeff Chaney	43	172	2

RECEIVING LEADERS

Name	Rec.	Yds.	TD
Peter Warrick	71	934	8
Ron Dugans	43	644	3

1999 SCHEDULE & RESULTS

Date	Opponent	W/L	Score
Aug. 28	Louisiana Tech	W	41-7
Sept. 11	Georgia Tech	W	41-35
Sept. 18	NC State	W	42-11
Sept. 25	at North Carolina	W	42-10
Oct. 2	vs. Duke (Jacksonville, Fla.)	W	51-23
Oct. 9	Miami	W	31-21
Oct. 16	Wake Forest	W	33-10
Oct. 23	at Clemson	W	17-14
Oct. 30	at Virginia	W	35-10
Nov. 13	Maryland	W	49-10
Nov. 20	at Florida	W	30-23
Jan. 4, 2000	vs. Virginia Tech (Sugar Bowl)	W	46-29

COACHING STAFF

Head Coach:	Bobby Bowden
Asst. Head Coach/Linebackers:	Chuck Amato
Defensive Coord./Defensive Backs:	Mickey Andrews
Wide Receivers:	Jeff Bowden
Defensive Ends:	Jim Gladden
Defensive Line:	Odell Haggins
Offensive Line:	Jimmy Heggins
Tight Ends/Recruiting Coord.:	John Lilly
Offensive Coord./Quarterbacks:	Mark Richt
Running Backs:	Billy Sexton
Strength and Conditioning:	Dave Van Halanger

2013 NATIONAL CHAMPIONS

- Florida State closed out a perfect 14-0 season with an exciting 34-31 victory over Auburn in the 2014 BCS National Championship Game on January 6, 2014. It marked the first time FSU had won 14 games in a season and was only the sixth time a team had gone 14-0 in college football history.
- The Seminoles won the final national championship in the 16-year BCS era and did so by making the largest comeback in any national championship game. FSU trailed 21-3 with 5:07 left in the second quarter and outscored the Tigers 31-10 the rest of the game, culminating in a 2-yard touchdown catch by Kelvin Benjamin from Jameis Winston with 13 seconds left.
- FSU led the nation in kickoff return yardage, interceptions, passing yards allowed, red zone offense, scoring defense, passing efficiency and set an NCAA record with 723 points. The Seminoles were also top-5 in the country in 10 other categories including total defense, scoring offense per game and turnover margin.
- FSU had a 1,000-yard rusher for the first time since Warrick Dunn in 1996 as Devonta Freeman amassed 1,016 yards on the ground. The Seminoles also had players break the 1,000-yard receiving mark for the first time since Anquan Boldin in 2002 as Rashad Greene (1,128) and Kelvin Benjamin (1,011) each tallied more than 1,000 yards on the season.
- Redshirt freshman quarterback and 2013 Heisman Trophy winner Jameis Winston led FSU to its third undefeated season in school history.

BY THE NUMBERS

STATISTICAL LEADERS

PASSING LEADERS

Name	Att.	Comp.	Yds.	Int.	TD
Jameis Winston	384	257	4057	10	40
Jacob Coker	36	18	250	1	0

RUSHING LEADERS

Name	Att.	Yds.	TD
Devonta Freeman	173	1016	14
Karlos Williams	91	730	11

RECEIVING LEADERS

Name	Rec.	Yds.	TD
Rashad Greene	76	1128	9
Kelvin Banjamin	54	1011	15
Kenny Shaw	54	933	6
Nick O'Leary	33	557	7

2013 SCHEDULE & RESULTS

Date	Opponent	W/L	Score
Sept. 2	at Pitt	W	41-13
Sept. 14	Nevada	W	62-7
Sept. 21	Bethune-Cookman	W	54-6
Sept. 28	at Boston College	W	48-34
Oct. 5	Maryland	W	63-0
Oct. 19	at Clemson	W	51-14
Oct. 26	NC State	W	49-17
Nov. 2	Miami	W	41-14
Nov. 9	at Wake Forest	W	59-3
Nov. 16	Syracuse	W	59-3
Nov. 23	Idaho	W	80-14
Nov. 30	at Florida	W	37-7
Dec. 7	vs. Duke (ACC Champ)	W	45-7
Jan. 6	vs. Auburn (BCS Champ)	W	34-31

COACHING STAFF

Head Coach:	Jimbo Fisher
Asst. Head Coach/Offensive Line:	Rick Trickett
Defensive Coordinator/Defensive Backs:	Jeremy Pruitt
Recruiting Coordinator/Tight Ends:	Tim Brewster
Passing Game Coord./Wide Receivers:	Lawrence Dawsey
Running Backs:	Jay Graham
Defensive Tackles:	Odell Haggins
Special Teams Coordinator/Linebackers:	Charles Kelly
Quarterbacks:	Randy Sanders
Defensive Ends:	Sal Sunseri
Strength and Conditioning:	Vic Viloria

BOBBY BOWDEN FIELD AT DOAK CAMPBELL STADIUM

A CLOSER LOOK

TOP SINGLE-SEASON HOME ATTENDANCES

NO.	YEAR	GAMES	TOTAL	AVERAGE
1.	2006	8	644,256	80,532
2.	2014	7	575,478	82,211
3.	2008	7	545,773	77,967
4.	2011	7	544,893	77,841
5.	2012	7	529,208	75,601
6.	2013	7	527,947	75,421
7.	2003	6	498,895	83,150
8.	2004	6	497,047	82,841
9.	2005	6	496,343	82,724
10.	2002	6	490,598	81,766

FLORIDA STATE'S LARGEST ROAD ATTENDANCES

NO.	ATTENDANCE	YEAR	OPPONENT
1.	106,145	1991	at Michigan
2.	105,578	1986	at Michigan
3.	90,916	2015	at Florida
4.	90,907	2009	at Florida
5.	90,798	2011	at Florida
6.	90,669	2005	at Florida
7.	90,664	2007	at Florida
8.	90,407	2003	at Florida
9.	90,007	2025	at Florida
10.	89,491	1982	at Ohio State

STADIUM CAPACITIES SINCE 1950

YEARS	CAPACITY	LARGEST CAPACITY
1950-53	15,000	13,701 vs. Stetson, Oct. 27, 1951
1954-60	19,000	19,700 vs. Wake Forest, Oct. 4, 1958
1961-63	25,000	23,851 vs. NC State, Nov. 16, 1963
1964-77	40,500	46,790 vs. Florida, Oct. 8, 1966
1978-79	47,413	49,490 vs. South Carolina, Nov. 10, 1979
1980-81	51,094	53,772 vs. Florida, Dec. 6, 1980
1982-84	55,246	58,930 vs. Florida, Dec. 1, 1984
1985-91	60,519	63,442 vs. Miami, Nov. 16, 1991
1992	70,123	68,311 vs. Florida, Nov. 28, 1992
1993	72,589	77,813 vs. Miami, Oct. 9, 1993
1994	75,000	80,210 vs. Florida, Nov. 26, 1994
1995	77,500	80,350 vs. Miami, Oct. 7, 1995
1996-2000	80,000	83,042 vs. Florida, Nov. 18, 2000
2001-2002	82,000	84,106 vs. Notre Dame, Oct. 26, 2002
2003-2015	82,300	84,431 vs. Notre Dame, Oct. 18, 2014
2016-2023	79,560	79,560, seven times
2024	55,107	55,107, six times
2025-Pres.	67,277	67,277, three times



STADIUM FACTS

Capacity:	67,277
Surface:	419 Tiftway Bermuda
Location:	Pensacola Street & Stadium Drive
First Game:	October 7, 1950
Opponent:	Randolph-Macon
Score:	Florida State 40, Randolph-Macon 7
All-Time Doak Record:	322-109-4 (.747)

STADIUM RENOVATIONS

As part of Doak Campbell Stadium's 75th anniversary, a two-year renovation project was unveiled in the 2025 season-opening win over No. 8 Alabama. Among the many upgrades to the iconic stadium:

- Expanded seating options, including a revamped Dunlap Champions Club, Founders Suites and Loge Boxes and the West Sideline Club
- Chairback seating on the East side
- Updated concourse and signage throughout the stadium
- Improved concession options and locations
- ADA improvements and restroom enhancements
- New video boards, including the North (57x120 ft) and South (35x75 ft) end zones and additional ribbon boards

SOUTH END ZONE

The south end zone houses the **Florida State University School of Hospitality**, where students in the program receive hands-on experience in various aspects of the food and beverage industry. The multi-level facility is also home to the Champions Club, which includes private entrances, food and drink service in chair-back seats, covered rooftops with cabanas, and WiFi access with panoramic views of downtown Tallahassee.

NORTH END ZONE

The north end zone consisted of wood bleachers until the 1994 season kicked off. Now, the **Moore Athletic Center** includes a number of amenities for Florida State's student-athletes. The offices overlooking Doak Campbell Stadium house FSU's Athletics executive staff.

NOV. 20, 2004

In a special ceremony prior to the Florida game on November 20, 2004, the home of Florida State football took on a meaning even more special when **Bobby Bowden Field** was dedicated. Now, with numerous additions to enhance the gameday experience, Seminole fans are treated to one of college football's greatest venues.

MILESTONE VICTORIES AT DOAK

1	10/7/50	40-7 vs. Randolph-Macon
50	11/14/64	28-6 vs. NC State
100	11/17/79	66-17 vs. Memphis State
150	9/15/90	48-6 vs. Ga. Southern
200	9/11/99	41-35 vs. #10 Ga. Tech
250	9/4/10	59-6 vs. Samford
300	9/21/19	35-24 vs. Louisville
322	11/23/24	41-7 vs. Charl. So.

1st Win over ranked team:
Oct. 10, 1964, 48-6 vs. No. 5 Kentucky

1st Win vs. Florida:
Nov. 21, 1964, 16-7 vs. Florida

1st Win vs. Miami:
Sept. 22, 1979, 40-23

1st Win vs. AP No. 1:
Nov. 30, 1996, 24-21 vs. Florida

1st Win for Bobby Bowden:
Oct. 2, 1976, 20-10 vs. Kansas State

200th career Win for Bowden:
Oct. 27, 1990, 42-3 vs. LSU

300th FSU Win for Bowden:
Nov. 17, 2007, 24-16 vs. Maryland

DOAK S. CAMPBELL STADIUM'S TOP 25 CROWDS

NO	ATT	YEAR	OPPONENT	FSU	OPP
1.	84,409	2013	Miami	41	14
2.	84,392	2011	Oklahoma	13	23
3.	84,347	2005	Miami	10	7
4.	84,336	2003	Miami	14	22
5.	84,223	2004	Florida	13	20
6.	84,155	2004	Virginia	36	3
7.	84,106	2002	Notre Dame	24	34
8.	83,938	2002	Florida	31	14
9.	83,912	2005	NC State	15	20
10.	83,854	2003	NC State	50	44
11.	83,717	2005	Syracuse	38	14
12.	83,538	2004	Clemson	41	22
13.	83,524	2009	USF	7	17
14.	83,510	2006	Clemson	20	27
15.	83,507	2006	Florida	14	21
16.	83,294	2003	Colorado	47	7
17.	83,237	2008	Florida	15	45
18.	83,231	2012	Clemson	49	37
19.	83,043	2006	Boston College	19	24
20.	83,042	2000	Florida	30	7
21.	82,885	2003	Maryland	35	10
22.	82,836	2001	Miami	27	49
23.	82,804	2006	Virginia	33	0
24.	82,728	2007	Miami	29	37
25.	82,708	2004	North Carolina	38	16

DUNLAP FOOTBALL CENTER

ALBERT J. AND JUDITH A. DUNLAP FOOTBALL CENTER

Opening during the 2025 season, the Dunlap Football Center became the year-round home to FSU Football. The new 150,000-square-foot building is connected to the Dunlap Athletic Training Facility and includes locker rooms, a spacious weight room, athletic training and hydrotherapy areas, offices for coaches and staff, team auditoriums and position meeting rooms, player lounges and conference rooms, nutrition stations, recovery and rehabilitation resources, video production space, a multi-purpose area, a recruiting center and more.

FSU's two outdoor fields (the Al Dunlap Football Practice Fields) outside of the facility also were updated and feature a new tower between fields for video and viewing purposes. Much of the project was funded by donations, including a $20 million lead gift by Al and Judy Dunlap. Al and Judy Dunlap's lifetime giving to Florida State University exceeds $40 million.

ALBERT J. DUNLAP ATHLETIC TRAINING FACILITY

Florida State unveiled its indoor practice facility in 2013, which allows the Seminoles to practice year-round in state-of-the-art championship facilities without disruptions from inclement weather conditions. The 92,000-square-foot facility features a 120-yard artificial turf field and connects to the brand-new Dunlap Football Center. The facility is climate controlled and includes platforms that allow for multiple video angles to be shot during practices. The field resembles Bobby Bowden Field inside Doak Campbell Stadium and includes garnet end zones.

AL AND JUDY DUNLAP

ALBERT J. AND JUDITH A. DUNLAP CHAMPIONS CLUB

The Dunlap Champions Club occupies the south end zone of Doak Campbell Stadium, offering outdoor seating for 3,500 fans on game day across its 4th to 6th floors. Exclusive features of the Dunlap Champions Club include private loge boxes and various unique seating experiences as well as a dedicated entrance with elevator access, air-conditioned lounge areas, complimentary catered meals and non-alcoholic beverages, private restrooms, comfortable padded stadium seating, and fully stocked bars. An updated Dunlap Champions Club experience was unveiled as part of the larger Doak Campbell Stadium renovations in 2025.

FIRST-CLASS FACILITIES

THE MOORE ATHLETICS CENTER

The main hub on game day for FSU football and the home for Florida State's Department of Athletics is the Moore Athletics Center, which is adjacent to Doak S. Campbell Stadium in the north endzone.

The four-story state-of-the-art building includes the football game day locker room, multi-sport weight room, athletic training and rehab facility, tutorial and study hall space, computer labs for student-athletes, multi-purpose theater for meetings, press conferences and symposiums, classrooms and a dining facility with a full service kitchen and a mailroom. It's the perfect hub of life for FSU's 500-plus student-athletes.

It's also home to the athletics administration and support staff housing the executive staff, business office, computer information services, Seminole Productions, college of communication faculty offices and student edit rooms, academic support, student services, compliance, public relations, Unconquered Media, marketing and promotions, facilities and event management.

The main level showcases Florida State's talented student-athletes with wall-to-wall vibrant memories of historic Seminole seasons and athletic achievements.

THE FLAUMENHAFT FAMILY LOCKER ROOM

The Flaumenhaft Family Locker Room was unveiled to the Florida State football team in spring of 2022. The redesign, which was done by Populous, a global leader in sport and live entertainment venue design, began immediately after the 2021 season concluded and featured a complete reimagining of the existing locker room space as well as the display areas and field entrance.

The FSU Football Locker Room Renovation was a complete redesign of the existing space and surrounding areas leading to the field. All areas were completely demolished and reconstructed with specialty graphics, branding and lighting, along with flat screen monitors and new lockers with individualized player graphics. A trophy room was added to display the rich tradition of the program and celebrate years of success with national championship, conference championship and bowl trophies as well as a unique display of football rings. Former players are also recognized through graphics on locker end-caps as well as an All-American wall display in the entryway to the locker room.

Upgraded audio and video technology elements were also part of the renovation. Club-quality speakers and specialized lighting throughout the space are synchronized from the locker room through entry corridors and out through the new Hype Tunnel to energize the space and the players on their way to the playing field.

The Hype Tunnel, which debuted for the 2021 season, features synchronized lights and music as the team makes its way to enter Bobby Bowden Field.

PLAYERS LOUNGE

Florida State football's one-of-a-kind 6,000-square foot players lounge debuted in January 2016. The Seminoles' players lounge features four 75-inch TVs, gaming systems, multiple arcade games and one very large 50-yard line marker on the ceiling. There are multiple living-room style seating areas, pool tables, ping pong tables and an air hockey table. There's multiple Pop-A-Shot basketball games and a football toss game.

In addition to room-wide surround sound, cell-phone charging stations and a nutrition counter, there are Garnet and Gold flourishes found in nearly every inch of the lounge.

Foosball, pool tables and ping-pong tables feature emblazoned FSU logos and wordmarks, and arcade basketball games are adorned with photos of Osceola and Renegade. Oversized versions of the Seminole head logo and spear, complete with crisp backlights, hang from the walls.

SOD CEMETERY

Florida State's sod cemetery holds chunks of the field from 114 great Seminole wins away from home.

7

Spanning more than seven decades, "sod games" and the Florida State University Sod Cemetery have been a **rich part of the Seminoles college football history**, commemorating many of the greatest victories.

1962

In 1962, as the Seminoles completed their Thursday practice in preparation to face Georgia at Sanford Stadium, Dean Coyle Moore – a long-time professor and member of FSU's athletic board – issued a challenge: **"Bring back some sod from between the hedges at Georgia."**

OCT. 20 - FSU 18, GEORGIA 0

On Saturday, October 20, the Seminoles scored an **18-0 victory over the favored Bulldogs**. Team captain Gene McDowell pulled a small piece of grass from the field, which was presented to Moore at the next football practice. Moore and FSU coach Bill Peterson had the sod buried on the practice field as a symbol of victory. A monument was placed to commemorate the triumph and the tradition of the sod game was born.

ON THE ROAD: UNDERDOG, UF, ACC TITLE, BOWLS

Before leaving for all road games in which Florida State is the underdog, all road games at the University of Florida and all ACC championship and postseason games, Seminole captains gather their teammates to explain the significance of the tradition. **Victorious captains return with a piece of the opponent's turf to be buried in the Sod Cemetery** inside the gates of the practice field.

Away from home and against the odds, Florida State sod games represent the most difficult battles on the football field. The Sod Cemetery stands as a tribute to those triumphs, to be enjoyed by the Seminole faithful.

SOD GAME VICTORIES

Year	Opponent	Score	Site
1962	Georgia	18-0	Sanford Stadium
	Georgia Tech	14-14	Grant Field
	Auburn	14-14	Cliff Hare Stadium
1963	Miami	24-0	Orange Bowl
1964	Miami	14-0	Orange Bowl
	Texas Christian	10-0	Amon G. Carter Stadium
	Georgia	17-14	Sanford Stadium
	Oklahoma	36-19	Gator Bowl
1966	Miami	23-20	Orange Bowl
	Texas Tech	42-33	Jones Stadium
	South Carolina	32-10	Carolina Stadium
1967	#2 Alabama	37-37	Legion Field
	Texas A&M	19-18	Kyle Field
	Memphis State	27-7	Memphis Memorial Stadium
	Florida	21-16	Florida Field
	#10 Penn State	17-17	Gator Bowl
1968	South Carolina	35-28	Carolina Stadium
	NC State	48-7	Carter Stadium
	#10 Houston	40-20	Gator Bowl
1969	Miami	19-14	Orange Bowl
	Virginia Tech	10-10	Lane Stadium
1970	South Carolina	21-13	Carolina Stadium
	Miami	27-3	Orange Bowl
1974	Miami	21-14	Orange Bowl
1975	Clemson	43-7	Memorial Stadium
	Houston	33-22	Gator Bowl
1976	#13 Boston College	28-9	Alumni Stadium
	North Texas State	21-20	Fouts Field
1977	Oklahoma State	25-17	Lewis Field
	Florida	37-9	Florida Field
	Texas Tech	40-17	Tangerine Bowl
1978	Syracuse	28-0	Archbold Stadium
1979	Arizona State	31-3	Sun Devil Stadium
	LSU	24-19	Tiger Stadium
	Florida	27-16	Florida Field
1980	LSU	16-0	Tiger Stadium
	#3 Nebraska	18-14	Memorial Stadium
1981	#7 Ohio State	36-27	Ohio Stadium
	Notre Dame	19-13	Notre Dame Stadium
1982	#16 Miami	24-7	Orange Bowl
	Ohio State	34-17	Ohio Stadium
	#10 West Virginia	31-12	Gator Bowl
1983	#13 LSU	40-35	Tiger Stadium
	Arizona State	29-26	Sun Devil Stadium
	North Carolina	28-3	Peach Bowl
1984	#4 Miami	38-3	Orange Bowl
	Arizona State	52-44	Sun Devil Stadium
	Georgia	17-17	Citrus Bowl
1985	#10 Nebraska	17-13	Memorial Stadium
	#19 Oklahoma State	34-23	Gator Bowl
1986	Indiana	27-13	All-American Bowl
1987	Michigan State	31-3	Spartan Stadium
	#6 Auburn	34-6	Jordan-Hare Stadium
	Florida	28-13	Florida Field
	#5 Nebraska	31-28	Fiesta Bowl
1988	#3 Clemson	24-21	Clemson Memorial Stadium
	#7 Auburn	13-7	Sugar Bowl
1989	Florida	24-17	Ben Hill Griffin Stadium
	#6 Nebraska	41-17	Fiesta Bowl
1990	#7 Penn State	24-17	Blockbuster Bowl
1991	#3 Michigan	51-31	Michigan Stadium
	#9 Texas A&M	10-2	Cotton Bowl
1992	#15 Clemson	24-20	Clemson Memorial Stadium
	#16 Georgia Tech	29-24	Bobby Dodd Stadium
	#11 Nebraska	27-14	Orange Bowl
1993	#7 Florida	33-21	Ben Hill Griffin Stadium
	#2 Nebraska	18-16	Orange Bowl^
1994	Notre Dame	23-16	Citrus Bowl
	#4 Florida	23-17	Sugar Bowl
1995	#6 Notre Dame	31-26	Orange Bowl
1997	#5 North Carolina	20-3	Kenan Stadium
	#9 Ohio State	31-14	Sugar Bowl
1999	#3 Florida	30-23	Ben Hill Griffin Stadium
	#2 Virginia Tech	46-29	Sugar Bowl^
2001	#15 Virginia Tech	30-17	Gator Bowl
2003	#11 Florida	38-34	Ben Hill Griffin Stadium
2004	West Virginia	30-18	Gator Bowl
2005	#17 Boston College	28-17	Alumni Stadium
	#5 Virginia Tech	27-22	ACC Championship
2006	#12 Miami	13-10	Dolphin Stadium
	UCLA	44-27	Emerald Bowl
2007	#22 Alabama	21-14	Municipal Stadium
	#2 Boston College	27-17	Alumni Stadium
2008	Miami	41-39	Land Shark Stadium
	#22 Maryland	37-3	Byrd Stadium
	Wisconsin	42-13	Champ Sports Bowl
2009	#7 BYU	54-28	LaVell Edwards Stadium
	North Carolina	30-27	Kenan Stadium
	Wake Forest	41-28	BB&T Field
	#18 West Virginia	33-21	Gator Bowl
2010	#13 Miami	45-17	Sun Life Stadium
	#19 South Carolina	26-17	Chick-fil-A Bowl
2011	Florida	21-7	Ben Hill Griffin Stadium
	Notre Dame	18-14	Champs Sports Bowl
2012	Georgia Tech	21-15	ACC Championship
	#16 Northern Illinois	31-10	Orange Bowl
2013	#3 Clemson	51-14	Memorial Stadium
	Florida	37-7	Ben Hill Griffin Stadium
	#20 Duke	45-7	ACC Championship
	#2 Auburn	34-31	BCS Nat'l Championship^
2014	#12 Georgia Tech	37-35	ACC Championship
2015	#10 Florida	27-2	Ben Hill Griffin Stadium
2016	#10 Miami	20-19	Hard Rock Stadium
	#6 Michigan	33-32	Orange Bowl
2017	Florida	38-22	Ben Hill Griffin Stadium
	Southern Miss	42-13	Independence Bowl
2019	Boston College	38-31	Alumni Stadium
2021	North Carolina	35-25	Kenan Stadium
	Boston College	26-23	Alumni Stadium
2022	Oklahoma	35-32	Cheez-It Bowl
2023	#5 LSU	45-24	Camping World Stadium
	Clemson	31-24 (ot)	Memorial Stadium
	Florida	24-15	Ben Hill Griffin Stadium
	#14 Louisville	16-6	ACC Championship

^-National Championship Game

OSCEOLA & RENEGADE

THE GREATEST TRADITION IN COLLEGE FOOTBALL

The greatest spectacle in college football unfolds moments before kickoff at Doak Campbell Stadium when Osceola charges down the field aboard Renegade, a beautiful Appaloosa, and plants a flaming spear at midfield prior to each home game. This tradition is a tribute to the great Seminole Tribe of Florida.

The tradition was born on Sept. 16, 1978, when a student, portraying the famous Seminole warrior Osceola, led the football team from the tunnel riding a horse as the Seminoles headed into battle against Oklahoma State. The first student to portray Osceola was Jim Kidder riding Renegade I. Since then, six different Renegades and 17 different riders have made the ride and planted the spear, which brings the game day crowd to its feet. In 2018, the tradition of Osceola and Renegade celebrated 40 years, including the 250th spear plant. In 2026, the 18th Osceola takes the field aboard Renegade.

Bill Durham, a 1965 FSU graduate, developed the concept of the Osceola and Renegade tradition. He launched the tradition at Florida State University in 1978 after obtaining permission from the Seminole Tribe of Florida. The Durham family provides the beautiful Appaloosa horses involved with the program and has directed the Osceola and Renegade program since its inception with the assistance of the members of the Renegade Team. The regalia used by Osceola is designed for authenticity and approved by the Seminole Tribe of Florida.

Prior to the 2011 season, ESPN's *SportsNation* voted Osceola and Renegade the best NCAA Football Tradition in the country. A framed rendering of the spear plant was presented to the Durham family during the Oklahoma game on Sept. 17, 2011. That rendering now resides in the Moore Athletics Center.

In 2013, Osceola and Renegade made their second appearance at a National Championship Game, traveling to the Rose Bowl in Pasadena, California, to watch the Seminoles claim their third national title. Osceola and Renegade also appeared at the Orange Bowl where Florida State won its first national championship to cap the 1993 season.

RENEGADES

Renegade I	1978
Renegade II	1979-89
Renegade III	1989-99
Renegade IV	1999-02, 2005-06
Renegade V	2003-04, 2007-14
Renegade VI	2014-25
Renegade VII	2026-present

STRENGTH & CONDITIONING

OWENS FAMILY WEIGHT ROOM

Part of the $138 million Dunlap Football Center, the Owens Family Weight Room was built in 2025 and includes brand new Sorinex products throughout the two-story facility. Powered by Director of Football Strength and Conditioning Josh Storms, the goal of the Seminole strength program is to safely, effectively and efficiently prepare our student-athletes for the rigors of football.

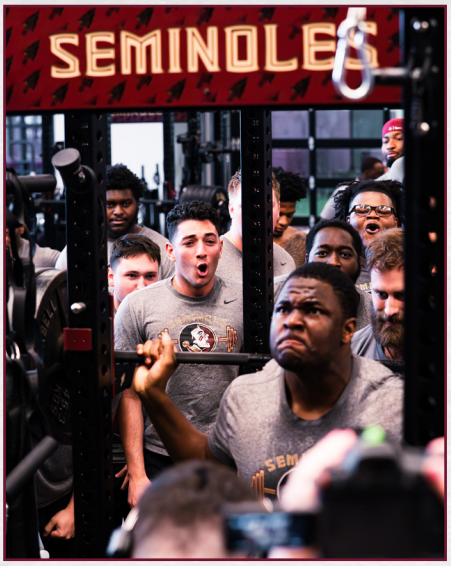





PERFORMANCE NUTRITION

MISSION STATEMENT

Our mission for the Performance Nutrition Program at Florida State University is to provide evidence-based nutrition services that will maximize the performance of our student-athletes on and off the field of play. We strive to provide nutrition that ensures maximal athletic performance as well as comprehensive nutrition education that the student-athlete can utilize throughout their lifetime.

"THE MISSING LINK"

Nutrition can often times be the "missing link" for athletes in their training. Proper nutrition can help prevent injury, enhance the benefits of strength training programs and aid in the recovery process. Adequate fueling can turn an elite athlete into a champion.

NUTRITION EDUCATION

Every interaction is an opportunity to educate the student-athletes on how to properly fuel themselves. We provide team talks, cooking classes, handouts and one-on-one counseling to provide strategies to prepare student-athletes not only for athletic success, but to educate them for life after football.

FUELING THE ATHLETE

The performance nutrition staff offers a variety of different options for student-athletes to properly fuel themselves for their performance. We provide pre/post workout nutrition tailored to the needs of each student-athlete. The sports nutrition staff also provides nutrition around competition, on the road traveling and meal planning.

HISTORY OF FSU FOOTBALL



1993 - FSU at Notre Dame
Billed as Game of the Century



1977 - FSU at Florida
FSU breaks losing streak to Florida

1851

Florida State University actually began in 1851 when a legislative act established the Seminary West of the Suwannee. The first students enrolled in 1857 and the Florida State College was co-educational until 1905 when the Buckman Bill sent all the female students to the "new" Florida State College for Women. The huge numbers of male college students wishing to enter school on the G.I. Bill after World War II forced the legislature to make FSU co-educational in 1946.

1902-04

Thirty-three years after Princeton and Rutgers kicked off American college football, the Florida State College played three seasons of football in Tallahassee. **From 1902-1904, FSC played wearing the colors purple and gold**. The 1904 squad was crowned state champions after defeating the University of Florida at Lake City and Stetson.

1946

Florida State University became a co-educational institution in 1946 when the first male students were enrolled, most of whom were coming back from World War II. The transition from FSCW, which was regarded as one of the nation's top colleges, to the new institution was remarkably quick and the development of an athletics program was almost as rapid.

1947

Florida State University fielded a football team in 1947 coached by Ed Williamson. On October 18, 1947, Stetson kicked off to the FSU three yard line. Don Grant returned the kickoff to the FSU 32 and 7,165 fans at Centennial Field celebrated the first football game. The team finished 0-5.

1948

Don Veller became FSU's second football coach in 1948 and would coach the team until 1952. An outstanding player at Indiana University, Veller inherited 20 lettermen from the first year, but only 12 would letter in 1948. Veller would lose just two games over his first three years, including an undefeated 8-0 campaign in 1950.

1950

Florida State played its first football game in Doak S. Campbell Stadium on Oct. 7, 1950 against Randolph Macon. 9,676 fans watched the Seminoles win 40-7, but the new home field was a story in itself. It was built on a former cow pasture and was completed in just five months. Tallahassean Rainey Cawthon was instrumental in selling over 1,000 season tickets at $50.00 each to fund the stadium and won a wheelbarrow ride down Monroe Street from contractor Red Coleman, who missed the completion date by two days. FSU players painted the stadium over the next summer for $1 per hour.

1953

Tom Nugent became FSU's third head coach in 1953 and would coach the Seminoles until leaving to become Maryland's head coach in 1958. An innovator on a national level, **Nugent developed the I-formation and the typewriter huddle**. Among the players he coached were FSU greats Bobby Renn and Lee Corso as well as a talented tailback named Burt Reynolds whose career was cut short by injury.

1960-70

Florida State's **arrival on the national map** occurred during Bill Peterson's 11 seasons as head coach. He came in 1960 when free substitution was still five years away in the game. He moved FSU boldly into the forefront of the passing game and led the Tribe to its biggest win yet when they topped No. 5 Kentucky 48-6 in 1964. He would post a 62-42-11 record in Tallahassee. Among a host of other things, Peterson developed the concept of the "hot receiver" in 1964 that remains in most offenses today.

1964

Fred Biletnikoff became FSU's first consensus All-American as a senior in 1964. He ranked fourth nationally with 57 receptions for 11 touchdowns which did not include his four touchdowns in the Gator Bowl win over Oklahoma. Biletnikoff put FSU on the map and he was married under the goalposts at Doak Campbell in 1965. He would go on to have a Hall of Fame career with the Oakland Raiders. The national award given to the top college receiver in the country is named after him.

1966

Ron Sellers began a career at Florida State that would prove one of the **most prolific in college history**. He gained an unheard of 3,979 yards over his career. His statistics were so impressive that most lasted as national records all the way until 1987. He caught passes in 30 consecutive games and averaged 119.9 yards per game. He is a member of the College Football Hall of Fame.

1970

While integration of schools throughout the country came painfully slow, **Florida State's first African-American player took the field in 1970**. J.T. Thomas was a starter from the first game he played at FSU and he backed a sterling college career with three Super Bowl rings earned as a member of the Pittsburgh Steelers.

1971

Larry Jones coached the Seminoles from 1971-1973. An 0-11 campaign in his last year spelled the end for the coach. Among notable players during his era were outstanding wide receiver Barry Smith, quarterback Gary Huff and Alabama transfer **Billy Sexton**.

1974-75

Darryl Mudra coached the Seminoles for two seasons and did his work from the pressbox on game day. Perhaps the biggest accomplishment of Mudra's brief tenure, that included the **NCAA mandated scholarship limits for the first time**, was the signing of an unheralded running back named Larry Key. Key would prove to be one of the finest running backs in Seminole history.

1976

FSU president Stanley Marshall and athletic director John Bridgers set up a dinner meeting at an airport hotel in Tampa where West Virginia head coach **Bobby Bowden** was coaching an all-star game known as the American Bowl. They offered him a four-year contract worth $37,500 and he became the Seminoles' eighth head coach on Jan. 12. Bowden was interviewed for the job six years earlier when it went to Larry Jones, but FSU officials felt he lacked the experience.

DID YOU KNOW?

Scholarships In '51

It was not until **1951** that Florida State began to grant athletic scholarships and the move put added pressure on the program to win. FSU left the Dixie Conference and petitioned for membership in the Atlantic Coast Conference and the Southeastern Conference but were rebuffed. Interestingly, it was the University of Florida that sponsored FSU for admission to the SEC.

Seminoles First To Score Two

The late Vic Prinzi, who is a member of the Florida State Hall of Fame and was the color commentator for the radio network until his death in 1997, was **the first college player ever to score a two-point conversion**. On Sept. 13, 1958, the Seminoles took the season-opening drive of the Tennessee Tech game in for a touchdown and Prinzi, playing quarterback, ran in the two-point conversion to beat the other national games by just minutes.

Football Since 1902 Actually

Florida State College actually **played football during the 1902-1904 school years** and played it well. The first game in 1902 was a 5-0 win over South Georgia Military on Nov. 21 when touchdowns were worth five points. The NCAA nor the governing body at the time recognizes the early games for FSC, although the school won the state championship in 1904. The 1904 season included a 23-0 win over Florida in Lake City, Fla. The school then became the Florida State College for Women and would remain one of the nation's top all-female institutions until the large number of returning veterans from World War II triggered the state system to open Florida State University to men in 1946. The school resumed football in 1947, taking on Stetson in its first game.

1977

Florida State ended a nine year drought versus the Florida Gators in convincing style with a 37-9 victory before 63,563 fans in Gainesville. The victory capped a brilliant regular season for the Garnet and Gold. It was the ninth victory in 11 games, the first time in Seminole history the school had recorded nine wins during the regular season. And, the win also returned FSU football to respectability throughout the south since head coach Bobby Bowden had said more than once that the program "would not be turned around until we beat Florida." Thus the victory - only the third in the 20 year series for the Seminoles - was more important than any other win in recent memory for Seminole coaches and boosters.

1979-80

Florida State got its first taste of the real big-time in 1979 and 1980 going to **back-to-back Orange Bowls** against Oklahoma. FSU went undefeated (11-0) over the regular season in 1979, but lost 24-7 to the Sooners and finished sixth in the final AP poll. FSU took a 10-1 record into the Orange Bowl showdown the next year before losing a heartbreaker 18-17.

1980

If one game can be singled out as the most important in the run of unprecedented success at Florida State, it would be **the contest at Nebraska on Sept. 7, 1980**. FSU won in Lincoln, 18-14, opening the eyes of the entire country. Nebraska fans shook off a mixture of shock and confusion to stand and give Bobby Bowden and his Seminoles a standing ovation as they left the field.

1981

FSU takes on the following schools in order **all on the road**: Nebraska, Ohio State, Notre Dame, Pitt and LSU. FSU won at Ohio State, Notre Dame and LSU, but, more importantly, won fans coast to coast for its undaunted spirit.

1981

In 1981 a **freshman tailback named Greg Allen** was given the football in the middle of legendary Death Valley with a sea of LSU fans around him. He finished the day with a remarkable 202 rushing yards that signaled the arrival of a superstar for the Seminoles. Later that year, he would rip Western Carolina for 322 rushing yards, which still stands as the best rushing game ever for a Seminole.

1986
Deion Sanders spent a quiet first two years at Florida State before exploding on the national scene in a preseason press conference. He would become one of the most popular players ever in college football and one of the greatest athletes in FSU history.

1991-92
On July 1, 1991, **the Atlantic Coast Conference accepted Florida State University** as its ninth member and the first addition to the league since Georgia Tech joined in 1978. FSU had competed in the Metro Conference for all sports other than football, which had been an independent. FSU's first ACC football game was a 48-21 win over Duke on Sept. 7, 1992.

1993
The Seminoles won their **first national championship** behind Heisman Trophy winner Charlie Ward in 1993. FSU played Nebraska in the national title game at the Orange Bowl and used freshman Scott Bentley's late field goal to win 18-16.

1995
A 31-26 come-from-behind win in the fourth quarter of the Orange Bowl against Notre Dame was **FSU's 11th consecutive bowl win**. The streak set an NCAA record as was FSU's 14-game unbeaten streak in bowls that was spoiled only by a 17-17 tie with Georgia in the 1984 Citrus Bowl.

1999
Bobby Bowden used to keep an empty picture frame in his office, which was reserved for his **first perfect season**. He filled the frame with a 1999 team photo. The Seminoles finished the year 12-0 and topped off the record run with a 46-29 win over Virginia Tech for the national championship in the Sugar Bowl.

2000
Chris Weinke literally rewrote the FSU record book over his senior season and **took home the second Heisman Trophy for a Seminole player** when he won the award in December of 2000. He would finish his career with a record of 32-3 as a starter.

2002
Bobby Bowden passed Bear Bryant and moved into second place on the all-time coaching wins list.

2003
Bobby Bowden defeats Wake Forest to become **all-time winningest major college coach**. The Seminoles won the ACC and earned the BCS bid.

2004
Bobby Bowden Field at Doak S. Campbell Stadium was dedicated on Nov. 20, 2004 prior to the Florida game.

2005
Florida State wins the **inaugural ACC Championship** game by a score of 27-22 over Virginia Tech in Jacksonville. Willie Reid was named the game's MVP. The conference title was FSU's 12th since joining the league in 1992.

2006
The **College Football Hall of Fame** announced that Bobby Bowden and Charlie Ward would be two of the year's 15 inductees. Bowden and Joe Paterno, who was also inducted, were the first two active coaches to be honored.

2007
Head Coach Bobby Bowden won his **300th career game** at FSU with a 24-16 victory over Maryland.

2008
The College Football Hall of Fame announced that Ron Simmons would be one of 15 inductees. **The Rhodes Trust named junior Myron Rolle one of 32 U.S. Rhodes Scholars for 2009** - the first time in nearly 25 years it has awarded the scholarship to a prominent college football player. Senior kicker Graham Gano was named the Lou Groza Award winner, making him just the second Seminole to ever garner the honor.

2009
Legendary head coach Bobby Bowden (1976-2009) and longtime defensive coordinator Mickey Andrews (1984-2009) **announced their retirements** during the season and said their final farewells when FSU defeated West Virginia 33-21 in the 2010 Gator Bowl. The victory secured the Seminoles' 33rd straight winning season under Bowden. It was Florida State's 28th straight bowl appearance – the nation's longest active bowl streak. Bowden retired ranked second all-time in victories for NCAA major college football.

2010
Jimbo Fisher took over the helm at Florida State in 2010 after being named the successor to legendary coach Bobby Bowden on Jan. 5, 2010. In just his first year, Fisher guided the Seminoles to a final ranking of No. 16 in the USA Today Coaches Poll. He led Florida State to the 2010 Chick-fil-A Bowl Championship after a season sweep of in-state rivals Miami and Florida, an ACC Atlantic Division Title and the program's first 10-win season since 2003. His 10 wins were the most by a first-year head coach at FSU and the third-most by a rookie coach in ACC history.

2013
The **Seminoles earned their third national championship** with a 34-31 win over Auburn in the BCS National Championship Game on Jan. 6, 2014. Redshirt freshman quarterback Jameis Winston led Florida State to a 14-0 record and its first undefeated season since 1999. **Winston earned the 2013 Heisman Trophy** as he finished with 4,057 yards passing and a school-record 40 TDs through the air to go along with 219 yards and four scores on the ground.

2014
Florida State won its third consecutive ACC Championship, and 15th overall since joining the league in 1992, **earning a spot in the inaugural College Football Playoff**. The **Seminoles posted a streak of 29 consecutive wins, setting FSU and ACC records**, becoming just the 14th team in college football history to win 29 games in a row.

2016
Florida State earned a New Year's Day/BCS Bowl berth for the fifth straight season. FSU's appearance in the 2016 Orange Bowl qualified **FSU as one of only two teams to earn a New Year's Day/BCS Bowl berth for the five straight seasons**.

2018
Willie Taggart was named Florida State's 10th full-time head coach and made his FSU debut for the 2018 season. The Palmetto, Florida, native returned to his home state, where he previously coached four years at South Florida, after serving as head coach at Oregon and also was head coach at his alma mater, Western Kentucky.

2019
The **College Football Hall of Fame** announced that Terrell Buckley was included in the 2019 Hall of Fame class.

2020
A new era of FSU football was ushered in on Dec. 8, 2019, when **Mike Norvell** was formally introduced as the program's 11th full-time head coach. Norvell came to Tallahassee after leading Memphis to three straight conference championship games.

2022
The **College Football Hall of Fame** announced that Terrell Buckley was named to the 2022 Hall of Fame class.

2023
Florida State won its 16th ACC championship after completing a perfect 13-0 regular season with a win over No. 14 Louisville in the ACC Championship Game.

2024
The **College Football Hall of Fame** announced that Warrick Dunn was named to the 2024 Hall of Fame class.

2026
The **College Football Hall of Fame** announced that Peter Warrick was named to the 2026 Hall of Fame class.

BOB CRENSHAW AWARD

Given in memory of Robert E. (Bob) Crenshaw (Played 1952-55), Florida State football captain in 1954 and student leader who was killed in a jet crash in 1958. The plaque's inscription reads: "To the football player with the biggest heart." The recipient is chosen by his teammates as the man who best exemplifies the qualities that made Bob Crenshaw an outstanding football player and person.

1958	Al Ulmer	Guard
1959	Ramon Rogers	Center
1960	Abner Bigbie	Fullback
1961	Paul Andrews	Fullback
1962	Jim Sims	Tackle
1964	Larry Brinkley	Fullback
1964	Dick Hermann	Linebacker
1965	Howard Ehler	Defensive Back
1966	Ed Pope	Guard
1967	Kim Hammond	Quarterback
1968	Billy Gunter	Running Back
1969	Stan Walker	Guard
1970	Bill Lohse	Linebacker
1971	Bill Henson	Defensive Tackle
1972	David Snell	Defensive Back
1973	Steve Bratton	Defensive End
1974	Joe Goldsmith	Wide Receiver
1975	Lee Nelson	Defensive Back
1976	Joe Camps	Defensive Back
1977	Aaron Carter	Linebacker
1978	Scott Warren	Defensive End
1979	Greg Futch	Offensive Tackle
1980	Monk Bonasorte	Defensive Back
1981	Barry Voltapetti	Offensive Tackle
1982	Blair Williams	Quarterback
1983	Ken Roe	Linebacker
1984	Todd Stroud	Noseguard
1985	Pete Panton	Tight End
1986	Greg Newell	Free Safety
1987	Mark Salva	Center
1988	Jason Kuipers	Offensive Guard
1989	Tony Yeomans	Offensive Guard
1990	Lawrence Dawsey	Wide Receiver
1991	Dan Footman	Defensive End
1992	Robbie Baker	Center
1993	Jon Nance	Noseguard
1994	Steve Gilmer	Safety
	Enzo Armella	Noseguard
1995	Todd Rebol	Linebacker
1996	Connell Spain	Defensive Tackle
1997	Greg Spires	Defensive End
1998	Troy Saunders	Cornerback
1999	Reggie Durden	Cornerback
2000	Patrick Newton	Linebacker
2001	Bradley Jennings	Linebacker
2002	Anquan Boldin	Wide Receiver
2003	David Castillo	Center
2004	Bryant McFadden	Cornerback
2005	Andre Fluellen	Defensive Tackle
2006	Darius McClure	Safety
2007	Anthony Houllis	Rover
2008	Ryan McMahon	Center
2009	Ryan McMahon	Center
	Markus White	Defensive End
2010	Andrew Datko	Offensive Tackle
2011	Lamarcus Joyner	Safety
	EJ Manuel	Quarterback
2012	Devonta Freeman	Running Back
	Telvin Smith	Linebacker
2013	Devonta Freeman	Running Back
	Lamarcus Joyner	Cornerback
2014	Josue Matias	Offensive Guard
	Eddie Goldman	Defensive Tackle
2015	Kareem Are	Offensive Line
	Reggie Northrup	Linebacker
2016	Deondre Francois	Quarterback
2017	Derrick Kelly II	Offensive Line
2018	Derrick Kelly II	Offensive Line
2019	James Blackman	Quarterback
2020	Jashaun Corbin	Running Back
2021	Jordan Wilson	Tight End
2022	Camren McDonald	Tight End
	Mycah Pittman	Wide Receiver
2023	D'Mitri Emmanuel	Offensive Line
	Johnny Wilson	Wide Receiver
2024	Lawrance Toafili	Running Back
2025	Randy Pittman Jr.	Tight End
	Roydell Williams	Running Back

THE BOWDEN ERA

A LEGACY LEFT

Bobby Bowden's legacy left Florida State with two national championships (1993 & 1999), 12 ACC Championships, 31 bowl appearances, 33 consecutive winning seasons, two Heisman Trophy winners, 34 first round NFL Draft Picks, 107 NFL draftees from 1992-2009, and 118 ACC Wins.

1976
Although FSU had considered dropping football due to a 4-29 record over the previous four seasons, Bobby Bowden is hired as head coach and records his only losing season at FSU with a 5-6 mark.

1977
In one season, Bowden turns the program around with a 10-2 record, FSU's first-ever 10-win season. Under Bowden's direction, FSU won its first bowl game since 1964 with a 40-17 drumming of Texas Tech in the 1977 Tangerine Bowl.

1978
Bowden and Florida State received the program's first preseason national ranking at No. 17. He led the Seminoles to a second straight win over Florida, marking the first time in history FSU had recorded two straight wins over the Gators.

1979
Bowden led FSU to the Orange Bowl in its first ever New Year's Day bowl. Bowden recorded FSU's first ever unbeaten regular season and the highest AP ranking at No. 4 entering the postseason and coached FSU to a school-record 11 wins.

1980
Bowden's 1980 team was the first in program history to finish in the AP Top 5. When it's looked at how FSU became a national power, the 18-14 win at Nebraska always comes to mind as a landmark victory. He was named National Coach of the Year (Bobby Dodd).

1981
Bowden and Florida State gained notoriety with a schedule that lined FSU up in successive weeks on the road against Nebraska, Ohio State, Notre Dame, Pitt and LSU. The Seminoles went 3-2 in that stretch while Florida State's overall schedule was nicknamed "Murderer's Row" and "Octoberfest."

1982
For the second straight year, Bowden and the Seminoles faced the nation's toughest schedule according to the NCAA. Bowden reached into his bag of tricks for a 34-17 upset win at Ohio State.

1983
Bowden surpassed former head coach Bill Peterson as the all-time winningest coach at FSU. He was inducted into the Florida Sports Hall of Fame. The "War Chant" saw its birth and FSU sported its "mustard" uniforms for the first and only time.

1984
Greg Allen recorded Florida State's first 1,000 yard rushing season. Bowden continued his creative play calls as Jessie Hester scored on a 77-yard reverse as FSU stunned defending national champion Miami, 38-3, in the Orange Bowl.

1985
Bowden coached FSU to its ninth straight winning season, capped off by a 34-23 Gator Bowl victory over Oklahoma State. Perhaps FSU's biggest victory came in the second game when FSU traveled to No. 10 Nebraska and defeated the Cornhuskers 17-13, a game Bowden would later call "one of the biggest wins in FSU history."

1986
Bowden and FSU recorded a 56-14 pounding of South Carolina in FSU's first-ever appearance on ESPN. Bowden led FSU to a perfect 6-0 record at home and the most points scored in a game by FSU in history with a 76-14 win over Tulsa. He was inducted into the Alabama Sports Hall of Fame.

1987
Bowden missed his first national championship by one point when two Miami defenders knocked down a two-point conversion and FSU fell 26-25. FSU snapped a six-game losing skid to the Gators which marked Bowden's 100th victory at FSU.

1988
Bowden's preseason No. 1 ranked team fell at Miami breaking its streak of 11 opening day victories. The Seminoles would not lose again, winning 11 straight games. Bowden called one of his greatest trick plays, the Puntrooskie, at Clemson. FSU drubbed Florida 52-17 for the Seminoles' largest victory margin over the Gators.

1989
After a loss to Clemson, FSU went on to win 10 straight and earn a Top 3 ranking for the third straight year. FSU played in a third straight New Year's Day bowl with a win over Nebraska in the Fiesta Bowl, extending its bowl unbeaten streak to eight.

1990
Bowden earned his 200th career victory when FSU beat LSU 42-3. The 1990 meeting with Florida marked the first time in the series that both teams were ranked in the Top 10 as No. 8 FSU defeated No. 6 UF 45-30. Bowden and FSU beat Joe Paterno's No. 7 Penn State Nittany Lions 24-17 in the Blockbuster Bowl.

1991
Bowden was named National Coach of the Year (Walter Camp) and led FSU to an 11-2 mark and fifth straight season of 10 or more wins. FSU was preseason No. 1 and stayed there 11 weeks before falling to Miami in Wide Right I. FSU defeated No. 3 Michigan 51-31, the most points ever allowed in the Big House.

1992
Bowden and FSU beat Duke in FSU's first game as a member of the ACC. FSU suffered Wide Right II at Miami and fans saw the birth of the "fast-break offense" in the comeback win at Georgia Tech. Marvin Jones became the first Seminole to capture two national awards. Bowden was named the 1992 Neyland Trophy Winner.

A CLOSER LOOK

- Most Victories By An ACC Coach In A Career: 389 (2nd in NCAA All-Time; Due to sanctions against FSU, NCAA recognizes 377)
- Inducted Into the National Football Foundation and College Football Hall of Fame
- 31 Bowl Appearances in 34 Seasons at FSU
- 14 Consecutive Seasons with 10 or more wins
- 28 Consecutive Bowl Games (1982-2009)
- 11 Consecutive Bowl Game Victories (1985-95)
- 14 Straight Bowl Games Without a Loss (1982-95)
- 14 Straight Top 5 Finishes In The AP Poll (1987-2009)
- Coached Two Heisman Trophy Winners: Charlie Ward (1993) and Chris Weinke (2000)
- Most Victories (173) In the ACC
- Most Games Coached (227) In the ACC
- Most Conference Wins (118) In the ACC
- Best Winning Percentage, ACC games (.813)
- Twice As Many ACC Football Championships (12) Than Any Other Coach (at time of retirement)
- Opened Conference Play with 29 Straight Wins (1992-1995)
- Set or Tied 41 ACC Team Records
- Twice Named ACC Coach of the Year - 1993, 1997
- Most Consecutive ACC Championships Won or Shared (9)

THE LEGEND RETURNS

On Oct. 26, 2013, Bowden returned to Doak Campbell Stadium for the first time since his final season in 2009. In what was coined "Bobby Bowden Day," the coaching legend was honored prior to Florida State's game against NC State, which was won 49-17 by the 'Noles. Bowden planted the spear once again and gave a thank you speech to the Garnet and Gold crowd, talking about his memories as FSU's cherished leader.

BOWDEN IN BRONZE

Former head coach Bobby Bowden is bigger than life in front of the Moore Athletics Center at Florida State as a bronze statue of his likeness was unveiled in a ceremony on Sept. 24, 2004. The statue is one-and-a-half life-size of Bowden and was sculpted by Tallahassee artist Stanley Proctor. The artist also created a smaller piece of artwork, measuring just over 12 inches high, featuring Bowden and Doak Campbell Stadium.

1993
Bowden brought home FSU's first national title with an 18-16 win over Nebraska in the Orange Bowl. Charlie Ward became FSU's first Heisman Trophy winner and won every award he was eligible for. Bowden was named ACC Coach of the Year and led FSU to 12 victories for the first time in school history.

1994
Bowden's squad set an NCAA record with the amazing 28 point fourth quarter comeback against Florida. He led the Seminoles to another ACC Title and Top 4 national ranking. Florida State would play Florida a second time in a game dubbed the Fifth Quarter in the French Quarter, as FSU won 23-17 in the Sugar Bowl.

1995
Florida State's streak of 29 straight ACC wins came to an end with a loss at Virginia. FSU still won the ACC Championship and the victory over Notre Dame in the Orange Bowl preserved its NCAA record 11th straight bowl win. Bowden earned career win No. 250 in his 20th year as Florida State's head coach.

1996
Bowden guided FSU to its second national championship game as FSU celebrated 50 years of Seminole football. Florida State fell in a rematch to Florida in the national championship. Bowden was honored as the 1996 National Coach of the Year (Home Depot). FSU finished the season ranked No. 3.

1997
Bowden and FSU went 11-1 for the second straight season, capped off by a win over Ohio State in the Sugar Bowl. Bowden recorded his 200th victory at FSU. He was named ACC Coach of the Year for the second time. FSU finished No. 3, keeping alive the streak of 11 straight seasons of Top 4 finishes in the AP poll.

1998
Bowden led FSU to its second national championship appearance in three years. FSU won another ACC Championship despite falling at NC State 24-7 in only the second ACC loss for the Seminoles since joining the league. FSU went 11-2 and with a Top 4 ranking (No. 3) and 10 or more wins for a 12th-straight season.

1999
Bowden led FSU to its first undefeated season as FSU became the first team in the history of college football to go wire-to-wire as the AP No. 1 ranked team. Bowden was named National Coach of the Year (Home Depot), a National Coach of the Decade Finalist (Home Depot) and his Seminoles were honored as the ESPN College Team of the Decade (any sport).

2000
FSU played in its third straight national championship game and fourth in five years. The 2000 season was the last of Bowden's streak of 14 straight AP Top 5 finishes and 14 straight seasons of 10 or more wins. The Seminoles finished the season 11-2, 8-0 in the ACC and a No. 5 ranking in the AP final poll.

2001
For the first time since joining the ACC in 1992, Bowden's Seminoles did not win the ACC championship but still went to their 11th straight New Year's Day bowl with an invitation to the Gator Bowl where FSU defeated Virginia Tech. With that win, Bowden tied Bear Bryant for second place on the all-time coaching wins list with 323.

2002
Florida State returned to the top of the ACC and the Seminoles played Georgia in the Sugar Bowl. FSU concluded the season ranked 21st in the final AP poll. During the season, Bowden recorded his 250th victory at Florida State and 325th victory of his career.

2003
Bowden led FSU back to another 10-win season and passed Joe Paterno as the all-time winningest major college football coach. The Seminoles captured the ACC title, its 10th in 12 years, and earned the BCS bid to the Orange Bowl, marking FSU's 22nd straight postseason trip and 13th consecutive January bowl game.

2004
Bowden coached FSU to its 23rd straight bowl and a No. 15 final ranking as he recorded FSU win No. 275 and career win No. 350 during the season. The field at Doak Campbell Stadium was named Bobby Bowden Field, a stained glass window depicting Bowden and a statue of his likeness were placed in front of the stadium.

2005
Bowden guided FSU to another ACC title in the inaugural ACC Championship game with a 27-22 win over Virginia Tech in Jacksonville which propelled FSU into the FedEx Orange Bowl against Penn State. The game was Bowden's 24th consecutive bowl, as he coached against Joe Paterno in an epic triple OT game.

2006
Bowden was inducted into the College Football Hall of Fame. The Seminoles made their longest road trip in school history, venturing 2,600 miles to San Francisco for the Emerald Bowl where they beat UCLA. The game marked FSU's 25th straight bowl appearance and the win extended Bowden's winning-season streak to 30.

2007
Bowden earned his 31st consecutive winning season with a 7-6 record and made a Music City Bowl appearance. Bowden reached another milestone in his decorated career when he earned his 300th win at Florida State in a 24-16 victory over Maryland.



2008
Bowden coached his 'Noles to a 9-3 record, No. 21 national ranking and a tie for 1st in the ACC Atlantic Division. FSU concluded the season with a win over Wisconsin in the Champs Sports Bowl and touted the nation's longest bowl streak at 27 straight. In FSU's win over Colorado in Jacksonville, Bowden recorded his 500th game as a head coach.

2009
On December 1st, Bowden announced that the bowl game would be his last as head coach of Florida State. He was carried off the field in his final game as his Seminoles defeated West Virginia, the school he coached prior to coming to FSU, in the Gator Bowl.

FSU FOOTBALL TRADITION

FSU Fight Song

While the "War Chant" has become familiar at FSU games, the **Florida State fight song still remains the definitive sound of Seminole sports**. FSU's band became the Marching Chiefs in 1950 and with that came the fight song. Tommy Wright, a member of the faculty in the School of Music, was perturbed that the Seminoles had been using "On Wisconsin" and the "Notre Dame Victory March" so he introduced the song in the Sewanee game, setting to music a poem by FSU Alumni Doug Alley.

History of the Garnet and Gold

Florida State's school colors of **garnet and gold** date back to the Florida State College championship football teams of 1904 and 1905. In those championship seasons, FSC donned purple and gold uniforms. When Florida State College became Florida Female College in 1905, the football team was forced to attend the University of Florida. The following year the FFC student body selected crimson as the official school color of 1905. The administration in 1905 took crimson and combined it with the recognizable purple of the championship football teams to achieve the color garnet. The now-famous garnet and gold colors were first used on an FSU uniform against Stetson on Oct. 18, 1947.

War Chant

Florida State's "war chant" appears to have **begun with a random occurrence** that took place during a 1984 game against Auburn. In the 1960s, the Marching Chiefs would chant the melody of a popular FSU cheer. In a sense, that chant was the long version of FSU's current "war chant." During a thrilling game with Auburn in 1984, the Marching Chiefs began to perform the dormant melody. Some students behind the band joined in and continued the "war chant" portion after the band had ceased. Most agree the chant came from the fraternity section, but many spirited Seminole fans added the now-famous hand motion. The chant continued among the student body during the 1985 season, and by the 1986 season, it was a stadium-wide phenomenon. Of course, the Marching Chiefs refined the chant, plus put their own special brand of accompaniment to the "war chant," for the sound we hear today. Atlanta Braves fans took up their version of the song and chant when former FSU star Deion Sanders came to the plate as an outfielder. The Kansas City Chiefs first heard it when the Northwest Missouri State band, directed by 1969 FSU graduate Al Sergel, performed the chant while the players were warming up for a game against San Diego.

Goal Posts Salute Peterson

The Bill Peterson era as head football coach at FSU was a time of **great offensive innovation** and of many firsts for the upstart Seminole program, including the first Seminole coach to beat the Gators at Florida Field, coaching the program's first All-American in Fred Biletnikoff and recruiting James Thomas, the first African American player to ever play football at FSU. A tradition of the Peterson era was to enter the field through the goal posts. As a tribute to the players and coaches of the Peterson era and their many firsts, "H" style goal posts were added to the field at Doak Campbell Stadium prior to the 2002 season and will forever be referred to as "Pete's Posts."

Tomahawks Can Be Won and Lost

Florida State's coaching staff and academic staff **award tomahawks** to individual players for great plays or contributions on the field and in the classroom. Players may get a tomahawk for a crucial play, a touchdown, a saving tackle or various other achievements on the field. In 1997 the Seminoles began receiving tomahawks for outstanding academic achievements as well. They look identical except the word academics runs down the handle of the tomahawk. What many fans do not know is that Florida State players can actually lose tomahawks as well. Poor performance on the field or in the classroom can cause a player to be stripped of the coveted decals.

SPECIAL LANDMARKS

"Unconquered"

Dedicated on Oct.10, 2003, Fritz White's **bronze statue "Unconquered"** was designed to capture the indomitable spirit of the Seminole people and those who have adopted that spirit as a symbol for their university. The massive structure, including its granite-covered pedestal base, stands approximately 31 feet in the air and depicts a spear-brandishing Seminole astride a rearing horse. At sunset the night before each home game, the spear is ignited and burns until sunrise on the morning after the game. George Langford's endowment of the project for up to $1 million helped make the statue a reality. Fifty-one artists were then considered before White eventually saw the statue dedicated 10 years after the concept was inspired by attorney and FSU graduate Stephen Reilly's trip to South Bend, Ind. for an FSU football game.

Sportsmanship Statue

Between Gates B and C of Doak Campbell Stadium stands the one ton, **15-foot tall Sportsmanship Statue** given in honor of Pappy Strum by his daughter Margaret Strum Allesee, who is an FSU graduate and former Seminole cheerleader. The enduring symbol of the most important aspect of athletic competition was sculpted by FSU alumnus and accomplished artist Edward Jonas.

Three Different Helmets to One

For one season in 1962 the Florida State Seminoles **took the field with three different helmets**. Coach Bill Peterson's three-team system featured the two-way Chiefs, the defensive Renegades and the offensive Warriors with each group wearing a different helmet. By 1963 the Seminoles were back to just one helmet, an all-gold version which once again lasted just one season as the word "State" was added in 1964.

NIKE

VISION

As Florida State University leads and embraces the future — entering new markets, connecting with new students, faculty and staff, and expanding its presence —it is essential that the Florida State Athletics brand grows with the university. The objective of this exercise is to make sure that the brand is consistent across all applications and captures new audiences in an authentic and meaningful way. The Seminole Tribe of Florida was consulted through the brand development process and approved all modifications of these beloved symbols.

THE FLORIDA STATE UNIVERSITY ATHLETICS BRAND

What are the elements that make up our Brand Identity? The words you choose. The type you use. The colors, graphics, and imagery you display. A unique and iconic primary logo. The way you position and apply the primary logo. These are the key building blocks that help tell the Florida State story and shape people's perception of Florida State University.

Perfection is in the details. Underlying all Florida State brand expressions is a detailed, well-ordered system of visual assets. This unified system defines the Florida State experience.

EVOLUTION NOT REVOLUTION

At first glance, the new Florida State Brand Identity System may look revolutionary. It's bold and intriguing. It's designed to serve as an evolution of an already iconic identity and position the brand for the future.

BRAND ATTRIBUTES

Brand Attributes are a set of characteristics that represent the essence of the Florida State brand. These attributes identify personality traits and serve as a filter for all of the components of the identity system. When you experience the Florida State brand, we want you to be reminded of:

RESPECT | INTEGRITY | STRENGTH | PRIDE
CHARACTER | FIGHT | PASSION | LEADERSHIP
FAMILY | TRADITION

PRIMARY IDENTITY– THE SEMINOLE LOGO

The Seminole logo is indisputably iconic and unique to Florida State Athletics. It signals a consistent foundation—honoring the brand equity that has been built across decades of competition while creating distinction and reinforcing the brand for the next generation. The mark is strong, youthful and bold paying off the true attributes of a Seminole Warrior. It purposefully incorporates the Florida State color palette, and with the head held high it expresses our position with purpose and conviction.

The Seminole logo is the primary representation of the brand and is used as the main identifying device for athletics. Reinforcement of the primary identity will build equity in Florida State Athletics. In primary or secondary colors, the Seminole logo works well across all media. With a flexible approach to palettes and logo staging, the Seminole logo now comes alive with renewed spark and energy.

FSU LOGO

The FSU Logo is a stylistic ligature. At the origin of typographical ligatures is the simple running together of letters in manuscripts. In writing and typography, a typographic ligature occurs where two or more letters are joined as a single glyph.

The FSU Logo was created from the custom unconquered alphabet. It works closely in support of the primary identity to represent Seminole Athletics. This type-based mark gives the identity flexibility while staying consistent with the main look and feel.



SEMINOLE SPEAR

Perhaps the most spectacular tradition in all of college football occurs in Doak Campbell Stadium when a student portraying the famous Seminole leader, Osceola, charges down the field riding an Appaloosa horse named Renegade and plants a flaming spear at midfield to begin every home game. Together, Osceola and Renegade highlight a pre-game ritual, considered to be one of the most popular in the nation.

Florida State's trademark helmet with the Seminole spear is well known throughout all of college football. This design was first introduced during Bobby Bowden's first year as head coach in 1976. Prior to that season, FSU had used a variety of different helmets ranging from gold with a garnet FSU, solid gold with garnet and white striping, an image of the state of Florida with STATE running down it, and various others. The refined spear now reflects the same visual language as the other elements of the identity system.

SEMINOLE PATTERN

In the early 1900s, a new decorative technique was developed by Seminole women, now commonly known as patchwork. Early patterns included blocks and bars of alternating color with occasional sawtooth designs that were sewn directly into garments. Patchwork was rapidly adopted as a standard means of embellishing the Seminoles' traditionally vibrant clothing. These authentic and meaningful patterns live on through today's Seminole natives, and are now an official element of the performance apparel palette for Florida State Athletics.

FSU and Nike were determined to incorporate meaningful symbolism into their uniforms and designers included Seminole lore in each element. The Seminole symbols for Arrow, Man on Horse and Fire (top to bottom, repeating) were the inspiration for this unique pattern.

THE TRADITION OF EXCELLENCE

Consistency. It is the mark of true excellence in any endeavor.

In today's intercollegiate athletics, competition is so balanced and so competitive that it is virtually impossible to maintain a high level of consistency. Yet the Atlantic Coast Conference has defied the odds.

Established in 1953, the ACC has long enjoyed a reputation as one of the strongest and most competitive intercollegiate conferences in the nation. And that is not mere conjecture; the numbers support it.

Through 73 years of competition, ACC schools have claimed a total of 198 NCAA team championships — including 105 in women's sports, 87 in men's sports, and six in coed fencing. In addition, ACC student-athletes have earned 460 individual NCAA titles, with 217 in men's competition and 243 in women's events, further showcasing the depth of talent and excellence across the conference.

ACC teams captured a league-record nine NCAA championships in 2022–23. Combined with seven national titles in both 2021–22 and 2023–24, and six more in 2024–25, the ACC has won 29 NCAA team championships in league-sponsored sports over the past four years — the most of any conference during that span.

For 18 straight years, the ACC has led the way among Football Bowl Subdivision (FBS) conferences in the "Best Colleges" rankings released by U.S. News & World Report.

In August 2019, the ACC and ESPN partnered to launch ACC Network (ACCN) — a 24/7 national platform dedicated to ACC sports and original programming highlighting the conference's schools, student-athletes, and traditions. In August 2024, ACCN celebrated its five-year anniversary with a special broadcast honoring the ACC's most memorable teams, coaches, student-athletes, and moments since its launch on August 22, 2019.

Now in its 73rd year, the Atlantic Coast Conference has grown to 18 member institutions and remains one of the most respected and competitive intercollegiate conferences in the nation. From coast to coast, the ACC represents a remarkable blend of academic distinction, elite athletic performance, and unwavering integrity — the very cornerstones on which the league was founded in 1953.

The conference's membership includes: Boston College, California, Clemson, Duke, Florida State, Georgia Tech, Louisville, Miami, North Carolina, NC State, Notre Dame, Pitt, SMU, Stanford, Syracuse, Virginia, Virginia Tech and Wake Forest. Each institution brings a rich tradition and a shared commitment to developing student-athletes who excel in both the classroom and in competition.

Today, more than 12,200 student-athletes across these 18 universities compete at the highest level of NCAA athletics, showcasing the ACC's unparalleled depth, national reach and continued impact on the collegiate landscape.

ACC FOOTBALL

The Atlantic Coast Conference continues to make its mark on the national stage, proving year after year that excellence runs deep across the league.

The ACC has had a team appear in either the College Football Playoff or BCS National Championship Game in 10 of the past 13 seasons, including two teams in both 2020 and again in 2024, making the ACC one of only three conferences to place multiple teams in the CFP in 2024.

In 2024, the ACC set a league record with 13 teams earning postseason bowl invitations — the most of any conference. It marked the 24th consecutive season in which the ACC earned at least six bowl bids and, outside of the pandemic-altered 2020 season, the conference has sent at least nine teams to bowl games every year since 2014. Over just the last two seasons, ACC programs have accounted for 24 total bowl appearances, reflecting the league's depth, consistency, and national competitiveness.

The 2024 season also showcased an unprecedented level of performance. For the first time in ACC history, four teams recorded 10 or more wins, while six teams reached at least nine victories. In 2023, six ACC teams started the season at 4-0, tying the 2012 SEC for the most 4-0 starts by a Power 5 conference in the AP Poll Era (since 1936). That same season, 10 ACC teams finished with winning records, the second-most ever by the conference in the playoff era (trailing only 2016, when 11 teams posted winning seasons).

For the second consecutive season, four teams finished in the Top 25 of both the final Associated Press (AP) and AFCA US BLM Coaches Polls last year. In the final 2025 AP Poll, SMU was ranked No. 12, Clemson was No. 14, Miami came in at No. 18 and Syracuse was No. 20. In the final 2025 AFCA Coaches poll, SMU and Clemson tied at No. 11, Miami was ranked No. 18 and Syracuse came in at No. 22.

THE CHAMPIONSHIPS

The ACC conducts championship competitions in 28 sports – 13 for men and 15 for women.

The first ACC championship held was in swimming at North Carolina State University on February 25, 1954.

The 13 sports for men include football, cross country, soccer, basketball, fencing, swimming & diving, indoor and outdoor track & field, wrestling, baseball, tennis, golf and lacrosse. Women's sports were initiated in 1977 with the first championship held in tennis on October 6-8 at Wake Forest University. Championships for women are currently conducted in cross country, field hockey, soccer, basketball, fencing, swimming & diving, indoor and outdoor track & field, gymnastics, tennis, golf, lacrosse, softball and rowing, with volleyball deciding its champion by regular season play.

No FBS conference sponsors more than 28 sports, nor features more than 15 women's sports.

ACC HISTORY

The Atlantic Coast Conference (ACC) was founded on May 8, 1953, at the Sedgefield Inn near Greensboro, North Carolina, by seven charter members: Clemson, Duke, Maryland, North Carolina, NC State, South Carolina and Wake Forest. The group formally withdrew from the Southern Conference that morning during its annual spring meeting, and on June 14, 1953, they reconvened in Raleigh to adopt bylaws and officially name the new league the Atlantic Coast Conference.

Prior to that meeting, fans submitted suggestions for the league's name in regional newspapers. Among the options proposed were Dixie, Mid-South, Mid-Atlantic, East Coast, Colonial, Tobacco, Southern Seven, and Piedmont. It was Duke's Eddie Cameron who recommended the name "Atlantic Coast Conference," and the motion passed unanimously. At the conclusion of that meeting, each institution was assessed $200 to fund initial conference expenses.

The ACC welcomed its eighth member, Virginia, on December 4, 1953, during a second meeting at the Sedgefield Inn. The league remained at eight members until South Carolina withdrew on June 30, 1971. The conference operated with seven members until April 3, 1978, when Georgia Tech, which had left the Southeastern Conference in 1964, was admitted.

The ACC expanded to nine members on July 1, 1991, with the addition of Florida State, followed by Miami and Virginia Tech on July 1, 2004, increasing membership to 11. Boston College joined as the 12th member on July 1, 2005.

Further expansion came on July 1, 2013, when Pittsburgh and Syracuse officially joined after accepting invitations in 2011. On that same day, Notre Dame became a full member in all sports except football, agreeing to play five ACC football games annually, bringing the league to 15 members.

Louisville joined the conference on July 1, 2014, replacing Maryland, which departed for the Big Ten, keeping the total number of institutions at 15.

Most recently, in September 2023, the ACC Board of Directors voted to admit the University of California, Berkeley (Cal), Southern Methodist University (SMU), and Stanford University. SMU officially joined the ACC on July 1, 2024, with Cal and Stanford following on August 2, 2024, expanding the conference footprint coast to coast and signaling the beginning of a new era for the league.

BOSTON COLLEGE | CALIFORNIA | CLEMSON | DUKE | FLORIDA STATE | GEORGIA TECH | LOUISVILLE | MIAMI | NORTH CAROLINA

NC STATE | NOTRE DAME | PITT | SMU | STANFORD | SYRACUSE | VIRGINIA | VIRGINIA TECH | WAKE FOREST

THE SEMINOLE TRIBE OF FLORIDA
THE UNCONQUERED PEOPLE

By Barry Ray, FSU Office of News and Public Affairs

As a people, few have prevailed over more trying circumstances than the Seminole Indians of Florida. Over the course of almost two centuries, Florida's Seminoles endured three wars with the U.S. government, resisted numerous efforts to relocate them to federal reservations in the West, and ultimately made their home in one of the world's most inhospitable environments, the Florida Everglades. That they have not only survived, but thrived — all the while maintaining their fierce independence and rich culture — is a tribute to their courage and perseverance. This is their story.

Long before European explorers ever visited the area now known as Florida, native peoples had been living here for thousands of years. In fact, as many as 100,000 members of four Indian nations — the Apalachee, the Tequesta, the Timucua and the Calusa — were living in highly organized settlements throughout the peninsula when the Spanish first arrived in 1513.

The native peoples' lack of resistance to smallpox, yellow fever and other "European" diseases, as well as later slaving raids from the English colonies of Georgia and South Carolina, eventually decimated their numbers. By the mid-18th century, the Indian nations of Florida had ceased to exist.

In their place, groups of Indians from a confederation of tribes collectively referred to as the Lower Creeks began moving into Florida from Alabama and Georgia. They had been pushed out of their former homes by the encroachment of white settlers, as well as by conflicts with other tribes. It was around this time that the name "Seminoles" first appeared; there are several possible explanations as to its origins.

When the first English speakers began arriving in Florida in 1763, they found many Creeks living as yat'siminoli, or "free people," across the northern part of the Florida peninsula. ("Yat'siminoli" was a term used in the Mikisúkî, or Miccosukee, language, which still is spoken today.) The settlers may have simply ignored the Indians' separate tribal affiliations and called them all Seminolies, or Seminoles.

Others believe that the Seminole name comes from the Spanish word cimarron, meaning "wild men" or "unconquered." The Indians may have been given this name because they had escaped from slavery in the English-controlled colonies to the north.

With the end of the American Revolutionary War in 1784, English-speaking settlers began moving southward in ever greater numbers, buying or seizing land from the native inhabitants. By 1813, some of the Creek tribes in Alabama rose up against the white settlers and the Indian tribes that supported them. This conflict, known as the Creek War of 1813-14, proved disastrous to all of the tribes. U.S. troops led by Gen. Andrew Jackson crushed the uprising and forced a treaty on the Creeks that took more than 2 million acres of land from them. Several thousand Creek warriors and their families migrated south into Spanish Florida, where they and the Seminoles increased their resistance to white settlement.

In 1814, such conflicts escalated into the first of three Seminole wars. Over the next four years, Jackson illegally entered Spanish Florida numerous times to burn Seminole villages and kill resistance leaders.

With the end of the First Seminole War in 1818, many Indians moved further into Florida. By 1820, the year before Spanish Florida became a U.S. territory, there were at least 5,000 Seminoles, Creeks and Mikisúkî people living here. However, a series of federal treaties failed to protect their rights and, in 1835, war broke out again.

The Second Seminole War (1835-42) proved to be the longest, most costly, and the last of the U.S. wars of Indian removal fought east of the Mississippi River. It also would be the first guerilla-style war faced by U.S. troops. Led by the fierce warrior Osceola, the Seminoles were aided by runaway slaves, who received protection from their allies in return for a portion of the agricultural staples that they grew. These so-called "Black Seminoles" also had a reputation as fierce fighters, and were equally determined to preserve their freedom.

THE SYMBOL: SEMINOLES

Florida State would play two games in 1947 before students demanded the school acquire a symbol. While details conflict, most believe the account of a poll of the student body is accurate. The Florida Flambeau reported that Seminoles had won by 110 votes over Statesmen. The rest of the top contenders (in order) were Rebels, Tarpons, Fighting Warriors and Crackers.

In the 1950s, a pair of students dressed in Native American costumes and joined the cheerleaders on the field which eventually evolved into the majestic symbol of Osceola and Renegade that FSU now enjoys. Today, the Seminole Tribe of Florida participates in many campus activities.

Florida State University is proud of its longstanding cooperative relationship with the Seminole Tribe. The Seminole people have suffered many hardships and injustices, but they have remained brave, dignified and proud. The Seminoles are unconquered. They symbolize what we hope will be the traits of all of our graduates, including our student-athletes.

The fighting ended in a stalemate in 1842, and an uneasy peace lasted for 14 years. In 1856, however, Seminole leader Billy Bowlegs and his followers were provoked by U.S. soldiers. They retaliated, and the ensuing series of skirmishes became known as the Third Seminole War (1856-58).

When U.S. troops once more withdrew — again with no treaty or victory — the Seminole Wars finally ended. All told, more than 3,000 Seminoles had been forcibly removed from Florida to the Western territories of Arkansas and Oklahoma. As few as 300 remained in Florida, and they took refuge within the dense swamps of the Everglades. However, their place in history was assured as the only American Indian tribe never to have signed a peace treaty with the U.S. government.

From the 1920s onward, as the development boom exploded in South Florida, the Seminoles lost more and more of their hunting lands to tourists and settlers. They became agricultural workers in the vegetable fields of South Florida, and also ran tourist attractions, wearing their colorful patchwork clothing, producing souvenirs and wrestling alligators.

On Aug. 21, 1957, the Seminole Tribe of Florida was established through a majority vote of Florida's Seminole Indians. This vote gave the Seminoles federal recognition as a self-governing tribe with a constitutional form of government. The Seminole Tribe of Florida now has almost 3,000 members living on five reservations across the peninsula at Hollywood, Big Cypress, Brighton, Immokalee and Tampa.

The Seminoles work hard to be economically independent. Tourism and gaming profits pay for infrastructure and schools on their reservations, while citrus groves, cattle agriculture, aircraft production, tobacco sales, land leases and aquaculture are other significant sources of revenue.

Having persevered through two centuries of adversity, the Seminole Indians of Florida have earned the right to call themselves "the unconquered people." Their indomitable spirit is one that Florida State University proudly seeks to emulate in all of its endeavors.

FLORIDA STATE
RAWLS
ROBINSON
A. DANIELS
PABST
FLORIDA STATE
FOOTBALL
NM STATE
VS. NEW MEXICO STATE
08.29
VS. SMU
09.07
AT ALABAMA
09.19
VS. CENTRAL ARKANSAS
09.26
VS. VIRGINIA
10.03
AT LOUISVILLE
10.09
AT MIAMI
10.17
VS. CLEMSON
10.31
AT BOSTON COLLEGE
11.07
Pitt
AT PITT
11.13
NC STATE
VS. NC STATE
11.21
VS. FLORIDA
11.27
FLORIDA STATE SEMINOLES
TALLAHASSEE, FLORIDA
EST. 1851
NIKE
FSU
So fight, fight, fight, fight, for victory the Seminoles of Florida State! F-L-O-R-I-D-A-S-T-A-T-E Florida State, Florida State, Florida State!