



**2025 Florida State  
Baseball  
Media Guide**

# **TABLE OF CONTENTS**

## FSU BASEBALL

2	Table of Contents
3	Media Information
4	Quick Facts
5	2025 Roster
6	2025 Schedule
7	Mike Martin Field at Dick Howser Stadium

## COACHES & STAFF

9	Head Coach Link Jarrett
10	Pitching Coach Micah Posey
11	Recruiting Coordinator Ty Megahee
12	Assistant Coach Brad Vanderglas
13	Support Staff

## PLAYERS

15	Player Bios
----	-------------

## REVIEW

28	2024 Final Stats
29	NCAA Rankings/Final Rankings
30	2024 Results
31	Miscellaneous Stats

## RECORDS/STATS

33	Records
36	Individual Top 10
40	Team Top 10
41	No-Hitters
42	Yearly Hitting & Pitching Champions
43	Year-by-Year Team Hitting
44	Year-by-Year Team Pitching
45	Year-by-Year Record/Final Rankings
46	All-Time Lettermen
49	All-Time Jersey Numbers
53	Individual Career Stats - Hitting
65	Individual Career Stats - Pitching
71	Coaching History

## HONORS

73	FSU Hall of Fame/National Players of the Year First Team All-Americans/USA Baseball National Team
74	All-Americans
75	Other Awards
76	Academic Awards

## RESULTS

79	All-Time Series Records
80	Results: By Opponent
100	Results: Year-by-Year
116	ACC: Players of the Week/Final Standings
118	Conference Tournament History
121	NCAA Tournament History

## PROS

126	Seminole In The MLB Draft
128	First Round Draft Picks
129	Draftees by MLB Team
131	Noles in the Major Leagues

## ADMIN

133	President Richard McCullough/ Board of Trustees
134	Director of Athletics Michael Alford/ Senior Athletics Administration
135	Seminole Tribe of Florida

## FSU MEDIA INFORMATION

Florida State Athletics Assistant Public Relations Director Charlie Healy can assist you with any requests or questions regarding the Seminoles' 2025 baseball program, coaches or student-athletes.

### **Steven McCartney**

Florida State Baseball SID // 847-641-0602 - cell  
Email: chealy2@fsu.edu

### Mailing address:

FSU Athletics Public Relations // PO Drawer 2195, Tallahassee, FL 32316

### Shipping address:

FSU Athletics Public Relations // 403 Stadium Dr. West Room D0107, Tallahassee, FL 32306

## CREDENTIAL REQUESTS

All credential requests should be emailed to Charlie Healy (chealy2@fsu.edu) at least 24 hours prior to the game. It is not guaranteed that all credential requests will be filled. All credentials will be left at the first base will call on game day in 2025. The press box and media access to Dick Howser Stadium will open 90 minutes prior to first pitch, and the press box will close 90 minutes following the conclusion of the game.

## PARKING

There is no designated media parking for Florida State baseball games. Parking is available in the university lots around Dick Howser Stadium on a first-come, first-serve basis. All media are encouraged to arrive as early as possible to avoid parking problems. Legally parked cars will not be ticketed on game days, beginning three hours prior to first pitch.

## PHOTOGRAPHERS

In accordance with NCAA rules and regulations, all photographers and videographers are required to shoot from within the designated areas inside the playing field area. Only credential-holding photographers and videographers will be admitted to shoot in those designated areas. These areas are marked just inside the gates adjacent to the home and visitors' dugouts. Photographers and videographers are asked not to obstruct the view of fans.

## PLAYERS AND COACHES INTERVIEWS

All player and coach interviews must be arranged through Charlie Healy in the Public Relations office at 850.644.4836 (office) or 847-641-0602 (cell) or via email at chealy2@fsu.edu. Florida State head coach Link Jarrett will host a weekly media availability on Thursdays on Zoom. Coaches and players will be made available to the media at other times upon request.

On game days, Jarrett and requested players will be made available at the conclusion of each game, following a brief cooling off period. Postgame interviews will take place in the FSU weight room. All media interviews with players and coaches must be conducted at these times, unless previously arranged through the Public Relations office. Player contact information will not be shared and interviews outside the established parameters are prohibited. Players are not to be contacted through the use of social media.

## FSU ON THE WEB

All the game stories, updated stats, weekly releases, photo galleries, live stat links and Seminole baseball news is available 24 hours a day, seven days a week at Seminoles.com, the official athletic website for Florida State University.

Fans can get a more intimate look at the 2024 Seminoles on social media by following Seminoles.com and FSU Baseball on X/Twitter (@FSUBaseball), Facebook (Facebook.com/FSUBaseball) and Instagram (NoleBaseball).

Fans can also follow live stats at Seminoles.com or fsu.statbroadcast.com.

## RADIO



*Eric Luallen  
Voice of FSU Baseball*

Every game in 2025 will be carried locally in Tallahassee on WFLA 100.7 FM with Eric Luallen providing the play-by-play action. From the season opener to all the ACC and NCAA Tournament action beginning in June, WFLA will give FSU fans the best coverage in college baseball.

Fans can listen to every game around the world on the FSU Gameday App and Seminoles.com. Fans inside Dick Howser Stadium can listen delay free on the FSU Gameday App presented by MetroNet.

Photos throughout the 2025 Florida State Baseball media guide provided by **Ken Lanese, Larry Novey** and the Florida State Athletics Public Relations office.

# MEDIA INFORMATION

## TELEVISION/INTERNET

Florida State's rich baseball tradition will once again attract live coverage from national television networks. The Seminoles' strong baseball tradition and Atlantic Coast Conference schedule make Florida State no stranger to television exposure. The majority of Florida State's games, including all home games, will be available through either ESPN2, ACC Network or ACC Network Extra.

### SEMINOLES.COM AND FSU BASEBALL ON SOCIAL MEDIA

Seminole.com is the official website of Florida State Athletics. Fans can find game schedules, rosters, game previews and recap and more about each FSU team. Fans also can find live game audio, featuring Eric Luallen, the voice of Seminole baseball, and details on how to watch, listen and follow the Seminoles.

News, notes and behind-the-scenes updates also are available by following and connecting with the team on social media on Twitter/X and Facebook (@FSUBaseball) and Instagram (@NoleBaseball).

### THE LEE BOWEN RADIO BOOTH

For 15 years, Lee Bowen served as the voice of the Florida State Seminoles. From Marshall McDougall's record-setting six home run game at Maryland to numerous NCAA postseason appearances, Lee Bowen was Seminole baseball.

Bowen called the action for more than 1,000 Florida State baseball games over his 15-year career, including 26 from the College World Series. He was behind the microphone for more than 100 Seminole NCAA postseason games.

He was a one-man show on the road, calling the action from as far as away as Hawaii and California. At home, Bowen teamed with longtime partner Jim Crosby as the many fans sitting at Dick Howser Stadium would listen in as they watched the ballgames. Bowen traveled with the team to the College World Series in Omaha eight times, including the 1999 CWS in which Florida State defeated Stanford in extra innings to advance to the national championship game.

Over his last five years, Bowen was joined in the radio booth by his wife Adrienne. The two were married on June 27, 1999 and Adrienne would often accompany her husband on Seminole baseball road trips.

Bowen, who was instrumental in getting all Florida State baseball games on the radio, also served as the broadcast coordinator for football and men's basketball on FSU's radio network. He began his career as a statistician on the network after he came to Tallahassee from the Burlington Indians of the Appalachian League, where he called play-by-play for the rookie league team.



## SEMINOLE PRODUCTIONS

Founded in 1987, Seminole Productions was established as the premier video production source at Florida State University. From the beginning Seminole Productions was established as a professional video production company with a focus on providing opportunities for students to learn from industry professionals while receiving training and hands on experience opportunities. Seminole Productions has been recognized as an industry leader in its college sports programming. It was one of the first programs of its kind and has inspired universities throughout with its forward thinking and innovation. Nowhere else in the nation could you find a place where students could earn college credit while working on professional televised sports productions.

For several decades, Seminole Productions has been the symbol of excellence and quality programming. It led the way with many firsts in its programming offerings and offered a platform and resource for fans to learn about their student athletes and program history. Seminole Productions has produced several award-winning television shows including Seminole Sports Magazine, Seminole Uprising, Bobby Bowden Show, and the list goes on.

In addition, Seminole Productions has collected numerous national awards for individual features produced by students. Founding members of Seminole Productions have been honored within the sports video production industry including the Sports Venue Group Hall of Fame. For most of its existence, Seminole Productions has produced television shows, sports venue presentations, special events, and provided recruiting and team video needs.

In August of 2019, The ACC Network was launched by ESPN, the Atlantic Coast Conference, and the 15-member schools within the ACC. The ACC Network is a 24-hour sports network dedicated to broadcasting ACC sports and telling stories of the current student athletes, coaches, and showcasing the history of these programs. The model of the ACC Network is to broadcast live televised sporting events from campus control rooms. In preparation of the network, Seminole Productions expanded its footprint and completed a five-control room state of the art buildout capable of broadcasting multiple major televised events. This included investing in professional staff and all necessary professional equipment and fiber optic infrastructure.

Seminole Productions was the first ACC school to produce linear programming on ESPN. Starting in 2015, Seminole Productions began producing programming from its control rooms four years ahead of the ACC Network. Seminole Productions broadcasts are featured on linear cable channels including the ACC Network, ESPN, ESPN 2, ESPNU, and SEC Network. On average, Seminole Productions will produce 35 linear broadcasts per year. In addition to linear productions Seminole Productions produces 85 digital or streamed live broadcasts featured on ACC Network Extra or ESPN+. Seminole Productions produces both linear and digital programming for sports including football, women's soccer, women's volleyball, men's basketball, women's basketball, men's tennis, women's tennis, softball, and baseball.

Seminole Productions provides the in-venue game day presentations at Doak Campbell Stadium, Tully Gym, Seminole Soccer Complex, Donald T. Tucker Center, Seminole Softball Complex, and Dick Howser Stadium. We refer to these productions as Sports Venue Entertainment or SVE. These venue productions include producing and integrating all video and audio featured on the large LED video and ribbon displays at these venues. Professionals and students collaborate with sponsorship teams and external business partners to create exciting, unique, informative, and entertaining game day experiences. The game day experience starts several days, weeks, and even months ahead as staff and students start with an idea and from there, use their creativity and skills to create impactful content through professional video shoots and video editing.



# QUICK FACTS

## UNIVERSITY INFORMATION

Location.....	Tallahassee, Florida
Symbol.....	Seminoles
Colors.....	Garnet and Gold
Enrollment.....	44,308
President.....	Richard D. McCullough
Athletic Director.....	Michael Alford
Baseball Sport Oversight.....	Stephen Ponder
Conference.....	Atlantic Coast Conference
National Affiliation (Division).....	NCAA Division I

## BASEBALL INFORMATION

Head Coach.....	Link Jarrett
Alma Mater.....	Florida State (1994)
Record at Florida State.....	3rd Season
Career Coaching Record.....	373-246 (13th Season)
Record at Florida State.....	72-48 (2 Seasons)
Recruiting Coordinator.....	Ty Megahee (2nd Season/Mercer, 2006)
Pitching Coach.....	Micah Posey (2nd Season/Florida State, 2011)
Assistant Coach.....	Brad Vanderglas (3rd Season/Northern Kentucky, 2013)
Graduate Assistant.....	Sebastian Jimenez (1st Season/Florida State, 2024)
Baseball Office Phone Number.....	(850) 644-1073
Ticket Office Phone Number.....	(850) 644-1830
Home Field/Capacity.....	Dick Howser Stadium/6,700
Surface/Dimensions.....	Natural Grass/LF-340, CF-400, RF-320

## MEDIA INFORMATION

Baseball Public Relations Director.....	Charlie Healy
Phone Number.....	(850) 644-4836
Fax Number.....	(850) 644-3820
Cell Phone.....	(847) 641-0602
Email Address.....	chealy2@fsu.edu
Mailing Address.....	Florida State University 403 Stadium Drive West, Room 2216C Tallahassee, FL 32306
Conference Baseball SID.....	Jon Opiela
Email Address.....	jopiela@theacc.org

## FOLLOWING THE SEMINOLES

Athletic Website.....	Seminoles.com
Baseball Twitter/X.....	@FSUBaseball
Facebook Address.....	Facebook.com/FSUBaseball
Instagram.....	@NoleBaseball
Radio Station.....	WFLA - 100.7 FM
Play-by-Play Announcer.....	Eric Luallen
Conference Website.....	TheACC.com

## TEAM INFORMATION

2024 Overall Record.....	49-17
Home Record.....	32-4
Away/Neutral Record.....	8-10/9-3
2024 Conference Record/Finish.....	17-12/5th
Home Record.....	11-3
Away Record.....	6-9
2024 ACC Tournament - Charlotte, N.C.....	3-1
2024 NCAA Tournament.....	8-2
Returning/Lost.....	21/23
Position Players Returning/Lost.....	8/14
Pitchers Returning/Lost.....	13/9
Newcomers.....	20

## BASEBALL HISTORY

First Season.....	1948
All-Time School Record (Yrs/Pct.).....	3,078-1,211-10 (77 Seasons/.716)
All-Time ACC Record (Yrs).....	662-351-0 (33)
All-Time NCAA Tournament Record (Yrs).....	207-134-0
NCAA Appearances (Last).....	60 (2024)
All-Time College World Series Record (Pct.).....	32-48-0 (.400)
Years in College World Series (Last).....	24 (2024)

## 2024 ACC TEAM STATS

Batting Average.....	.315 (2nd)
Pitching (ERA).....	4.93 (4th)
Fielding Percentage.....	.979 (4th)

## RETURNING STAT LEADERS (2024 STATS)

Batting Average.....	Max Williams (.311)
Hits.....	Max Williams (70)
Runs Scored.....	Max Williams (57)
Doubles.....	Drew Faurot (19)
Triples.....	Max Williams (4)
Home Runs.....	Max Williams (14)
RBI.....	Max Williams (46)
Base on Balls.....	Jaxson West (27)
Stolen Bases.....	Drew Faurot (10)
ERA.....	Jamie Arnold (2.98)
Innings Pitched.....	Jamie Arnold (105.2)
Wins.....	Jamie Arnold (11)
Strikeouts.....	Jamie Arnold (159)
Saves.....	Connor Hults (4)
Opponent Batting Average (Qualifying).....	Jamie Arnold (.224)
Opponent Batting Average (Non-Qualifying).....	John Abraham (.169)

# 2024 ROSTER

No	Name	Pos	B/T	Ht	Wt	Cl	Hometown/HS (Previous School)
1	Alex Lodise	INF	R/R	6-1	190	JR	St. Augustine, Fla./Bartram Trail (North Florida)
2	Carter McCulley	INF	R/R	6-5	196	JR	Pensacola, Fla./Pensacola Catholic (Pensacola State College)
3	Drew Faurot	INF	S/R	6-3	207	JR	Tallahassee, Fla./Florida High (UCF)
4	Cal Fisher	INF	R/R	6-0	207	SO	Deerfield, Wisc./Deerfield
5	Chase Williams	OF	S/R	5-10	171	SO	Elmore, Ala./Stanhope Elmore (Northwest Florida State College)
7	Wes Mendes	LHP	L/L	6-1	198	SO	Tampa, Fla./Jesuit (Ole Miss)
9	Gage Harrelson	OF	L/L	6-3	177	JR	Warner Robins, Ga./Houston County (Texas Tech)
12	Myles Bailey	1B	L/R	6-4	257	FR	Tallahassee, Fla./Lincoln
13	Noah Sheffield	INF	R/R	6-1	190	FR	Tampa, Fla./Jesuit
14	BJ Gibson	OF	R/R	6-0	193	FR	Rochelle, Ga./Wilcox County
15	Connor Hults	LHP	L/L	5-11	182	r-SR	St. Johns, Fla./Creekside (Jacksonville/State College of Florida)
16	Jamie Arnold	LHP	L/L	6-1	192	JR	Tampa, Fla./Jesuit
17	Joey Volini	LHP	L/L	6-4	247	r-JR	Tampa, Fla./Jesuit (USF)
18	Max Williams	OF	L/L	6-2	207	JR	Ormond Beach, Fla./Clay (Alabama)
19	John Abraham	RHP	R/R	6-3	193	SO	Tampa, Fla./Jesuit
20	Jaxson West	C	L/R	6-0	193	JR	Tallahassee, Fla./Chiles (Alabama)
21	Nathan Cmeyla	C	R/R	5-11	186	r-SR	Ashburn, Va./Briar Woods (Dartmouth)
22	Blaydon Plain	1B	L/R	6-5	219	JR	Madison, Fla./Madison County (Pensacola State College)
23	Brody DeLamielleure	OF	R/R	6-1	193	r-FR	St. Augustine, Fla./Bartram Trail
24	Maison Martinez	RHP	R/R	6-2	246	JR	Lake Worth, Fla./Park Vista (VCU)
25	Hunter Carns	C	R/R	6-0	199	FR	Jacksonville, Fla./First Coast
26	Nick Greaney	RHP	R/R	6-6	245	JR	Dallas, Texas/JJ Pearce (McLennan Community College)
27	Peyton Prescott	RHP/INF	R/R	6-0	200	SO	Sebastian, Fla./TNXL Academy (Jacksonville)
28	Jacob Marlowe	LHP	L/L	6-0	169	r-JR	Naples, Fla./Barron Collier (UCF)
30	Cam Leiter	RHP	R/R	6-5	234	JR	Bayville, N.J./Central Regional (UCF)
31	Matt Hoag	LHP	L/L	6-4	205	FR	Ponte Vedra Beach, Fla./Ponte Vedra
32	Josh Reiter	C	R/R	5-11	191	FR	St. Petersburg, Fla./Northside Christian
33	Ben Barrett	RHP	R/R	6-4	221	JR	Orlando, Fla./The First Academy
35	Brady Louck	LHP	L/L	5-10	181	SO	Plainfield, Ill./Plainfield East
36	Jace Estes	INF	L/R	5-9	154	FR	Crawfordville, Fla./Wakulla Christian
40	Joe Charles	RHP	R/R	6-4	219	r-SR	Celebration, Fla./TNXL Academy (North Carolina)
41	Chris Knier	RHP	R/R	5-11	182	SO	Jensen Beach/Jensen Beach (Indian River State College)
42	David Barrett	RHP	R/R	6-0	196	r-SR	Sarasota, Fla./Sarasota (State College of Florida)
45	Evan Chrest	RHP	R/R	6-0	182	JR	Tampa, Fla./Wharton (Jacksonville)
46	Hudson Rowan	LHP	R/L	6-1	209	SO	Panama City, Fla./Mosley
47	Rhett Vaughn	RHP	R/R	6-3	224	FR	Sebring, Fla./Sebring
51	James Hankerson Jr.	1B	S/L	6-3	229	r-FR	Tampa, Fla./Berkeley Prep
52	David Davila	LHP	L/L	5-9	174	r-FR	Miami, Fla./Miami Springs Senior
54	Mason McDougall	LHP	L/L	6-1	204	r-FR	Wesley Chapel, Fla./Wiregrass Ranch
55	Payton Manca	LHP	L/L	6-6	255	r-FR	Winchendon, Mass./P27 Academy (S.C.)

**Head Coach:** 10 Link Jarrett (Florida State, 1994) - 3rd Season at Florida State, 13th overall as head coach

**Assistant Coach:** 6 Ty Megahee (Mercer, 2006) - 2nd Season at Florida State

**Assistant Coach:** 44 Micah Posey (Florida State, 2011) - 2nd Season at Florida State

**Assistant Coach:** 29 Brad Vanderglas (Northern Kentucky, 2013) - 3rd Season at Florida State

**Graduate Assistant:** Sebastian Jimenez (Florida State, 2024) - 1st Season

**Director of Operations:** Drew Linder (Florida State, 2018) - 1st Season

**Quality Control & Catching, Pitching Analyst:** Rob Collison - 2nd Season

**Director of Program Development:** Randy Burdette

**Strength & Conditioning Coach:** Jamie Burseson

**Athletic Trainer:** Phil Montano

**Clubhouse & Equipment Manager:** Jacob Frye

**Public Relations Director:** Charlie Healy

**Administrative Assistant:** Nicki Bedgood

**Baseball Oversight:** Stephen Ponder

## PRONUNCIATIONS

MYLES Bailey	Miles	Drew FAUROT	fuh-Row	Payton MANCA	Mang-kuh	<b>COACHING STAFF</b>	
Evan CREST	Krest	Matt HOAG	Ho-gh	Jacob MARLOWE	Mar-Low		
Nathan CMEYLA	SHMAY-lah	Chris KNIER	K-neer	Josh REITER	Righter		
David DAVILA	da-Villa	Cam LEITER	lighter	Hudson ROWAN	Row-in		
Brody DELAMIELLEURE		Alex LODISE	Low-dees	RHETT Vaughn	Ret		
	duh-LAH-Muh-leer	Brady LOUCK	Louwk (like loud)				
						Ty MEGAHEE	mih-gay-hee
						Brad VANDERGLAS	van-derr-glass

# 2024 SCHEDULE

DATE	OPPONENT	LOCATION	TIME	TV
Friday, February 14	James Madison	Tallahassee, Fla.   Dick Howser Stadium	5:00 PM	ACCNX
Saturday, February 15	James Madison	Tallahassee, Fla.   Dick Howser Stadium	2:00 PM	ACCNX
Sunday, February 16	James Madison	Tallahassee, Fla.   Dick Howser Stadium	12:00 PM	ACCNX
Tuesday, February 18	at USF	Tampa, Fla.   USF Baseball Stadium	5:00 PM	ESPN+
Friday, February 21	Penn	Tallahassee, Fla.   Dick Howser Stadium	5:00 PM	ACCNX
Saturday, February 22	Penn	Tallahassee, Fla.   Dick Howser Stadium	2:00 PM	ACCNX
Sunday, February 23	Penn	Tallahassee, Fla.   Dick Howser Stadium	12:00 PM	ACCNX
Tuesday, February 25	at Jacksonville	Jacksonville, Fla.   John Sessions Stadium	6:00 PM	
Friday, February 28	Georgetown	Tallahassee, Fla.   Dick Howser Stadium	5:00 PM	ACCNX
Saturday, March 1	Georgetown	Tallahassee, Fla.   Dick Howser Stadium	2:00 PM	ACCNX
Sunday, March 2	Georgetown	Tallahassee, Fla.   Dick Howser Stadium	11:00 AM	ACCNX
Tuesday, March 4	North Florida	Tallahassee, Fla.   Dick Howser Stadium	6:00 PM	ACCNX
Wednesday, March 5	Bethune-Cookman	Tallahassee, Fla.   Dick Howser Stadium	4:00 PM	ACCNX
Friday, March 7	Lipscomb	Tallahassee, Fla.   Dick Howser Stadium	6:00 PM	ACCNX
Saturday, March 8	Lipscomb	Tallahassee, Fla.   Dick Howser Stadium	2:00 PM	ACCNX
Sunday, March 9	Lipscomb	Tallahassee, Fla.   Dick Howser Stadium	1:00 PM	ACCNX
Tuesday, March 11	Florida	Tallahassee, Fla.   Dick Howser Stadium	6:00 PM	ACCNX
Friday, March 14	Boston College *	Tallahassee, Fla.   Dick Howser Stadium	6:00 PM	ACCNX
Saturday, March 15	Boston College *	Tallahassee, Fla.   Dick Howser Stadium	2:00 PM	ACCNX
Sunday, March 16	Boston College *	Tallahassee, Fla.   Dick Howser Stadium	1:00 PM	ACCNX
Tuesday, March 18	Mercer	Tallahassee, Fla.   Dick Howser Stadium	6:00 PM	ACCNX
Thursday, March 20	at Miami *	Coral Gables, Fla.   Alex Rodriguez Park at Mark Light Field	7:00 PM	ACC Network
Friday, March 21	at Miami *	Coral Gables, Fla.   Alex Rodriguez Park at Mark Light Field	8:00 PM	ACC Network
Saturday, March 22	at Miami *	Coral Gables, Fla.   Alex Rodriguez Park at Mark Light Field	7:00 PM	ACCNX
Tuesday, March 25	vs. Florida	Jacksonville, Fla.   Baseball Grounds of Jacksonville	6:00 PM	
Friday, March 28	at Notre Dame *	Notre Dame, Ind.   Frank Eck Stadium	4:30 PM	ACCNX
Saturday, March 29	at Notre Dame *	Notre Dame, Ind.   Frank Eck Stadium	2:00 PM	ACCNX
Sunday, March 30	at Notre Dame *	Notre Dame, Ind.   Frank Eck Stadium	1:00 PM	ACCNX
Tuesday, April 1	Jacksonville	Tallahassee, Fla.   Dick Howser Stadium	6:00 PM	ACCNX
Friday, April 4	Wake Forest *	Tallahassee, Fla.   Dick Howser Stadium	8:00 PM	ACC Network
Saturday, April 5	Wake Forest *	Tallahassee, Fla.   Dick Howser Stadium	4:00 PM	ACCNX
Sunday, April 6	Wake Forest *	Tallahassee, Fla.   Dick Howser Stadium	1:00 PM	ACCNX
Tuesday, April 8	at Florida	Gainesville, Fla.   Condon Family Ballpark	7:00 PM	ESPN2
Friday, April 11	at Virginia Tech *	Blacksburg, Va.   English Field at Atlantic Union Bank Park	6:00 PM	ACCNX
Saturday, April 12	at Virginia Tech *	Blacksburg, Va.   English Field at Atlantic Union Bank Park	3:00 PM	ACCNX
Sunday, April 13	at Virginia Tech *	Blacksburg, Va.   English Field at Atlantic Union Bank Park	12:00 PM	ACCNX
Tuesday, April 15	USF	Tallahassee, Fla.   Dick Howser Stadium	6:00 PM	ACCNX
Thursday, April 17	Virginia *	Tallahassee, Fla.   Dick Howser Stadium	7:00 PM	ACC Network
Friday, April 18	Virginia *	Tallahassee, Fla.   Dick Howser Stadium	7:00 PM	ESPN2
Saturday, April 19	Virginia *	Tallahassee, Fla.   Dick Howser Stadium	2:00 PM	ACCNX
Tuesday, April 22	Stetson	Tallahassee, Fla.   Dick Howser Stadium	6:00 PM	ACCNX
Friday, April 25	at Louisville *	Louisville, Ky.   Jim Patterson Stadium	6:00 PM	ACCNX
Saturday, April 26	at Louisville *	Louisville, Ky.   Jim Patterson Stadium	2:00 PM	ACCNX
Sunday, April 27	at Louisville *	Louisville, Ky.   Jim Patterson Stadium	3:00 PM	ACC Network
Friday, May 2	Clemson *	Tallahassee, Fla.   Dick Howser Stadium	6:00 PM	ACCNX
Saturday, May 3	Clemson *	Tallahassee, Fla.   Dick Howser Stadium	2:00 PM	ACCNX
Sunday, May 4	Clemson *	Tallahassee, Fla.   Dick Howser Stadium	1:00 PM	ACCNX
Tuesday, May 6	Jacksonville	Tallahassee, Fla.   Dick Howser Stadium	6:00 PM	ACCNX
Friday, May 9	at Cal *	Berkeley, Calif.   Evans Diamond at Stu Gordon Stadium	9:00 PM	ACCNX
Saturday, May 10	at Cal *	Berkeley, Calif.   Evans Diamond at Stu Gordon Stadium	5:00 PM	ACCNX
Sunday, May 11	at Cal *	Berkeley, Calif.   Evans Diamond at Stu Gordon Stadium	4:00 PM	ACCNX
Thursday, May 15	North Carolina *	Tallahassee, Fla.   Dick Howser Stadium	7:00 PM	ACC Network
Friday, May 16	North Carolina *	Tallahassee, Fla.   Dick Howser Stadium	6:00 PM	ACCNX
Saturday, May 17	North Carolina *	Tallahassee, Fla.   Dick Howser Stadium	2:00 PM	ACCNX
May 20-25	ACC Championship	Durham, N.C.   Durham Bulls Athletic Park		
May 30-June 1	NCAA Regionals	Campus Sites		
June 6-8	NCAA Super Regionals	Campus Sites		
June 13-23	College World Series	Omaha, Neb.   Charles Schwab Field Omaha		

\* ACC Game

All Times Eastern and all dates and times are subject to change

For more info, visit [Seminoles.com](http://Seminoles.com) and follow the team on Twitter/X @FSUBaseball and Instagram @NoleBaseball

# MIKE MARTIN FIELD AT DICK HOWSER STADIUM

Opened during the 1983 season, Mike Martin Field at Dick Howser Stadium has welcomed more than five million fans to watch the finest in college baseball action. Haggard Plaza greets fans at the first base entrance, while the Griffin Family Clubhouse has been FSU's locker room since a 2004 renovation. The Mike Loynd Tradition Room houses all of Florida State baseball's notable achievements since its first season in 1948, and also has been recently renovated.

The team areas at the stadium also include a weight room, training room, coaches locker room and an alumni locker room for former Seminoles to utilize when they return to Dick Howser Stadium in their offseason. The equipment room is also located within the stadium.

A timeline of notable renovations and moments include:

- 1948-53: FSU baseball played at Centennial Field in downtown Tallahassee, the same location that FSU football played for its first three seasons in 1947-49.
- 1954: FSU's first baseball game on the current site of Dick Howser Stadium is played.
- 1983: Seminole Field opens on March 1 for a game between LSU and Florida State after a \$1,000,000 renovation is completed.
- 1986: The iconic right field wall is erected, standing 30 feet tall at its peak.
- 1988: Originally named Seminole Field, the stadium is named in honor of Dick Howser, FSU's first baseball All-American and first MLB Draft selection. He went on to be an MLB All-Star and was the 1985 manager of the World Series-winning Kansas City Royals before passing at the age of 51. He was Florida State's head coach in 1979 between stints managing the New York Yankees. An exhibition game between FSU and the Kansas City Royals featured George Brett and Bo Jackson unveiling a bust of Howser that currently stands in Haggard Plaza.
- 1994: Dick Howser Stadium welcomes its 1,000,000th guest.
- 2001: Dick Howser Stadium named the best college baseball field in the country.
- 2004: Dick Howser Stadium expands to current capacity of 6,700.
- 2004: Dick Howser Stadium welcomes its 2,000,000th guest.
- 2005: Florida State University named the field after legendary coach Mike Martin. Martin was Florida State's head coach from 1980 to 2019, holding the record for most wins in college baseball history with 2,029 and coaching his final 14 seasons on the field that bears his name.
- 2008: FSU sets a record with 202,132 fans passing through the gates as Buster Posey led the Seminoles to the College World Series.
- 2009: Dick Howser Stadium welcomes its 3,000,000th guest.
- 2014: rated one of the Top 100 best stadium experiences across all sports in the United States and Canada; one of eight college baseball stadiums to make the ranking.
- 2014: home attendance eclipses 5,000 per game when 5,019 fans on average see Jameis Winston - the reigning football national champion and Heisman Trophy winner - and the Seminoles play.
- 2015: Dick Howser Stadium welcomes its 4,000,000th guest.
- 2018: FSU introduced a new video board in left field, measuring over 60 feet high and 1,981 total square feet. Nearly seven times larger than the previous board that had stood since the 2004 renovation, it was the second-largest in college baseball when installed.
- 2019: Weight room renovated and expanded and now covers over 1,800 square feet of workout space and state-of-the-art equipment from Sorinex Exercise Equipment.
- 2020: Musco LED light system installed. The system includes an in-game entertainment package that allows the lights to be used for introductions and home runs.
- 2022: After years of green padding throughout the stadium, garnet pads were installed along the foul lines and on the outfield wall.



- 2023: Under first-year head coach Link Jarrett, a new TifTuf Bermuda Grass playing surface was installed, as well as FieldTurf artificial turf outside of the foul lines, at home plate and in the Florida State bullpen. Concourse renovations throughout Dick Howser Stadium also now reflect the storied history of Florida State baseball.
- 2023: Dick Howser Stadium welcomes its 5,000,000th guest.
- 2025: The training room receives a complete renovation, the batting cage receives new lighting and nets, a new artificial turf playing surface is installed at home plate, in foul territory and on the warning track, and new garnet pads are put in place around the field.

Dick Howser Stadium has been a prominent location for postseason baseball, hosting NCAA Regionals 36 times, in 1976, 1979, 1980, 1983-1988, 1991-1995, 1997-2005, 2007-2009, 2011-2018, and most recently, 2024.

Since the introduction of the NCAA Super Regionals in 1999, Dick Howser Stadium has served as host 12 times in 1999, 2000, 2002, 2003, 2008-2013, 2017, and 2024.


<b>Opening Day</b>	March 29, 1983
<b>FSU's Record</b>	1,252-295-1
<b>Capacity</b>	6,700
<b>Dimensions</b>	340 LF 400 CF 320 RF
<b>Alleys</b>	365 LC 360 RC
<b>Height of Wall</b>	10'
<b>Height of RF Screen</b>	30'
<b>Playing Surface</b>	TifTuf Bermuda Grass

## TOP CROWDS AT DICK HOWSER STADIUM

1.	4/19/08 - Miami - 6,789
2.	4/18/08 - Miami - 6,756
3.	4/15/08 - Florida - 6,737
4.	4/10/12 - Florida - 6,730
5.	4/9/13 - Florida - 6,719
6.	4/15/06 - Miami - 6,715
7.	4/14/06 - Miami - 6,700
	4/29/24 - Florida - 6,700
	4/12/24 - Miami - 6,700
10.	4/14/15 - Florida - 6,634
11.	4/13/24 - Miami - 6,601
12.	3/1/14 - Miami - 6,593
13.	4/18/07 - Florida - 6,574
14.	2/22/14 - Georgia - 6,568
15.	4/13/13 - Duke - 6,561
16.	3/1/08 - Auburn - 6,544
17.	4/13/10 - Florida - 6,526
18.	6/8/03 - Texas - 6,524
19.	4/8/14 - Florida - 6,514
20.	6/4/05 - Auburn - 6,398
21.	3/30/05 - Florida - 6,393
22.	4/10/04 - Miami - 6,387
23.	3/21/23 - Florida - 6,384

## SEASON BY SEASON HOME ATTENDANCE (SINCE OPENING OF STADIUM IN 1983)

Year	Dates	Total	Year	Dates	Total
1983	30	57,575	2005	38	171,643
1984	51	72,518	2006	37	163,587
1985	58	103,552	2007	41	183,534
1986	45	118,897	2008	41	202,132
1987	43	86,209	2009	39	184,227
1988	46	86,628	2010	37	172,149
1989	46	87,240	2011	38	176,859
1990	40	106,081	2012	38	174,180
1991	40	109,549	2013	40	183,770
1992	41	90,278	2014	34	170,651
1993	40	80,757	2015	36	152,988
1994	42	106,352	2016	39	158,851
1995	35	85,137	2017	42	177,421
1996	36	72,382	2018	39	169,933
1997	38	98,622	2019	37	160,202
1998	32	62,128	2020	13	54,881
1999	40	102,931	2021	31	45,011
2000	41	114,651	2022	31	140,464
2001	37	91,520	2023	30	134,340
2002	44	129,013	2024	36	179,336
2003	40	131,223	<b>Total</b>	<b>1,617</b>	<b>5,265,082</b>
2004	35	115,680			



*2024 REVIEW*



# 2024 SEASON IN REVIEW

RECORD: 49-17 // HOME: 32-4 AWAY: 8-10 NEUTRAL: 9-3 // ACC: 17-12

## BATTING

Player	AVG	GP	GS	AB	R	H	2B	3B	HR	RBI	TB	SLG%	BB	HBP	SO	GDP	OB%	SF	SH	SB	ATT	PO	A	E	FLD%
24 Cam Smith	.387	66	66	269	82	104	22	1	16	57	176	.654	44	9	48	10	.488	0	0	4	4	39	105	7	.954
22 James Tibbs III	.363	66	66	251	75	91	18	1	28	95	195	.777	58	7	37	5	.488	4	0	8	9	112	6	1	.992
43 Marco Dinges	.323	64	62	235	60	76	12	2	15	69	137	.583	38	5	37	6	.415	9	1	2	3	7	0	0	1.000
7 Jaime Ferrer	.317	63	62	230	54	73	8	3	22	67	153	.665	25	16	41	3	.418	2	0	3	5	69	5	1	.987
18 Max Williams	.311	64	52	225	57	70	11	4	14	46	131	.582	19	9	54	0	.384	2	4	5	6	101	1	0	1.000
32 Daniel Cantu	.308	66	66	234	51	72	16	2	9	43	119	.509	35	8	59	4	.412	2	3	4	4	455	26	3	.994
3 Drew Fautrot	.286	59	56	217	45	62	19	1	6	29	101	.465	22	1	53	4	.348	4	0	10	10	86	113	4	.980
1 Alex Lodise	.281	62	62	217	50	61	14	0	9	44	102	.470	19	10	64	3	.363	2	7	6	7	76	134	12	.946
47 Matty Davis	.667	5	0	3	3	2	0	0	0	0	2	.667	0	0	0	0	.667	0	0	0	0	0	0	0	.000
12 Jordan Williams	.435	35	3	23	16	10	2	1	0	3	14	.609	7	1	3	0	.563	1	0	15	16	15	0	0	1.000
4 Cal Fisher	.277	32	14	65	14	18	1	0	5	13	34	.523	11	4	24	2	.407	1	1	0	1	24	47	1	.986
20 Jaxson West	.274	51	41	146	36	40	8	1	3	29	59	.404	27	5	19	2	.398	3	2	2	3	437	24	4	.991
25 McGwire Holbrook	.268	29	24	82	14	22	4	0	2	16	32	.390	9	1	12	4	.348	0	0	1	1	217	8	3	.987
27 DeAmez Ross	.253	48	20	95	26	24	3	1	2	19	35	.368	14	1	9	2	.339	5	2	8	9	46	0	0	1.000
48 Lance Trippel	.250	13	0	8	0	2	0	0	0	1	2	.250	1	0	3	0	.333	0	0	0	0	17	3	1	.952
2 Titan Kamaka	.200	10	0	5	2	1	0	0	0	0	1	.200	2	0	1	0	.429	0	0	0	0	0	2	0	1.000
14 Andrew Duncan	.200	13	0	5	3	1	0	0	0	0	1	.200	2	0	1	0	.429	0	0	0	0	4	0	1	.800
19 Riley Jackson	.000	9	0	7	0	0	0	0	0	0	0	.000	0	0	5	1	.000	0	0	0	0	24	1	0	1.000
<b>Totals</b>	<b>.315</b>	<b>66</b>	<b>66</b>	<b>2317</b>	<b>588</b>	<b>729</b>	<b>138</b>	<b>17</b>	<b>131</b>	<b>531</b>	<b>1294</b>	<b>.558</b>	<b>333</b>	<b>77</b>	<b>470</b>	<b>46</b>	<b>.412</b>	<b>35</b>	<b>20</b>	<b>68</b>	<b>78</b>	<b>1753</b>	<b>553</b>	<b>51</b>	<b>.978</b>
<b>Opponents</b>	<b>.251</b>	<b>66</b>	<b>66</b>	<b>2235</b>	<b>356</b>	<b>562</b>	<b>120</b>	<b>12</b>	<b>77</b>	<b>332</b>	<b>937</b>	<b>.419</b>	<b>304</b>	<b>81</b>	<b>694</b>	<b>36</b>	<b>.359</b>	<b>20</b>	<b>19</b>	<b>37</b>	<b>44</b>	<b>1678</b>	<b>608</b>	<b>85</b>	<b>.964</b>

LOB - Team (518), Opp (551). DPs turned - Team (48), Opp (57). CI - Team (1), Jaxson West 1, Opp (2). IBB - Team (14), James Tibbs III 9, Daniel Cantu 3, Jaime Ferrer 1, Cam Smith 1, Opp (7). Picked off Marco Dinges 2, Drew Fautrot 1, Alex Lodise 1, DeAmez Ross 1, Andrew Duncan 1, Jaime Ferrer 1, Cam Smith 1.

## PITCHING

Player	ERA	W	L	APP	GS	CG	SHO	CBO	SV	IP	H	R	ER	BB	SO	2B	3B	HR	AB	B/Avg	WP	HBP	BK	SFA	SHA
16 Jamie Arnold	2.98	11	3	19	18	0	0	1	1	105.2	90	45	35	26	159	22	1	7	401	.224	4	14	0	1	7
9 Carson Dorsey	4.60	8	4	23	11	0	0	2	3	76.1	82	41	39	37	88	15	1	10	294	.279	5	10	0	3	2
18 Brennen Oxford	3.43	2	1	32	0	0	0	1	6	57.2	54	24	22	28	70	12	2	7	221	.244	6	3	1	3	2
15 Connor Hults	3.89	3	1	27	0	0	0	2	4	34.2	30	16	15	15	36	6	1	5	129	.233	6	4	0	0	2
30 Cam Leiter	4.63	5	1	7	7	0	0	2	0	35.0	32	20	18	22	56	7	3	3	133	.241	3	3	1	0	0
53 John Abraham	4.72	5	2	25	3	0	0	3	1	34.1	20	19	18	31	42	3	0	6	118	.169	9	6	0	0	4
33 Ben Barrett	5.27	1	0	8	0	0	0	0	1	13.2	17	8	8	4	12	2	0	2	54	.315	2	1	0	0	1
13 Conner Whittaker	5.28	5	0	17	9	0	0	0	1	59.2	63	36	35	15	47	9	4	11	230	.274	4	0	0	3	1
40 Joe Charles	5.94	1	0	30	0	0	0	2	2	33.1	28	24	22	19	37	8	0	1	124	.226	4	7	0	3	0
17 Yoel Tejada Jr.	5.95	1	2	13	2	0	0	0	0	19.2	23	17	13	17	15	5	0	4	81	.284	4	3	0	1	0
37 Andrew Armstrong	6.91	5	0	23	9	0	0	0	0	43.0	50	36	33	18	33	13	0	7	169	.296	3	13	0	2	0
41 Matt Sauser	6.97	0	0	7	3	0	0	2	0	10.1	12	8	8	8	9	2	0	4	41	.293	1	1	0	1	0
35 Brady Louck	7.06	1	1	14	4	0	0	1	0	21.2	27	18	17	15	27	6	0	4	88	.307	6	4	0	2	0
36 Noah Short	7.71	1	1	22	0	0	0	1	1	21.0	19	21	18	21	30	9	0	5	82	.232	0	6	0	1	0
46 Hudson Rowan	9.20	0	1	17	0	0	0	2	0	14.2	9	16	15	22	28	0	0	1	54	.167	7	4	0	0	0
31 Ryan Denison	17.18	0	0	4	0	0	0	0	0	3.2	6	7	7	6	5	1	0	0	16	.375	0	2	0	0	0
<b>Totals</b>	<b>4.93</b>	<b>49</b>	<b>17</b>	<b>66</b>	<b>66</b>	<b>0</b>	<b>4</b>	<b>4</b>	<b>20</b>	<b>584.1</b>	<b>562</b>	<b>356</b>	<b>320</b>	<b>304</b>	<b>694</b>	<b>120</b>	<b>12</b>	<b>77</b>	<b>2235</b>	<b>.251</b>	<b>64</b>	<b>81</b>	<b>2</b>	<b>20</b>	<b>19</b>
<b>Opponents</b>	<b>8.35</b>	<b>17</b>	<b>49</b>	<b>66</b>	<b>66</b>	<b>0</b>	<b>1</b>	<b>1</b>	<b>8</b>	<b>559.1</b>	<b>729</b>	<b>588</b>	<b>519</b>	<b>333</b>	<b>470</b>	<b>138</b>	<b>17</b>	<b>131</b>	<b>2317</b>	<b>.315</b>	<b>81</b>	<b>77</b>	<b>7</b>	<b>35</b>	<b>20</b>

PB - Team (9), Jaxson West 7, McGwire Holbrook 2, Opp (6). Pickoffs - Team (14), Carson Dorsey 7, Conner Whittaker 2, Brennen Oxford 2, Andrew Armstrong 1, McGwire Holbrook 1, Connor Hults 1, Opp (8). SBA/ATT - Jaxson West (20-24), McGwire Holbrook (17-18), Jaime Arnold (12-12), Andrew Armstrong (5-5), John Abraham (3-5), Hudson Rowan (3-3), Carson Dorsey (1-3), Cam Leiter (2-2), Conner Whittaker (2-2), Brennen Oxford (2-2), Yoel Tejada (2-2), Joe Charles (1-2), Brady Louck (1-2), Ben Barrett (1-1), Noah Short (1-1), Matt Sauser (1-1), Connor Hults (0-1).

## INNING-BY-INNING SUMMARY

	1	2	3	4	5	6	7	8	9	EX	TOTAL
Florida State	74	54	90	60	77	73	79	55	23	3	588
Opponents	36	54	30	41	35	47	41	43	28	1	356

## RECORD WHEN TEAM SCORES

RUNS	0	1	2	3	4	5	6	7	8	9	10+
W-L	0-1	1-0	0-2	0-0	3-3	4-2	1-2	5-2	8-1	5-1	22-3

## RECORD WHEN OPPONENT SCORES

RUNS	0	1	2	3	4	5	6	7	8	9	10+
W-L	4-0	1-1	9-0	9-0	12-0	2-2	4-0	5-2	2-1	1-2	0-9

## RECORD WHEN LEADING AFTER

INN.	1	2	3	4	5	6	7	8
W-L	20-4	23-2	37-6	37-4	43-5	42-4	44-3	43-3

## RECORD WHEN TRAILING AFTER

INN.	1	2	3	4	5	6	7	8
W-L	5-6	9-11	7-9	5-9	1-9	3-11	2-10	1-11

## RECORD WHEN TIED AFTER

INN.	1	2	3	4	5	6	7	8
W-L	24-7	17-4	5-2	7-4	5-3	4-2	2-2	3-1

# FSU 2024 SEASON IN REVIEW

## FIELDING

Player	C	PO	A	E	FLD%	DPs	SBA	CSB	SBA%	PB	CI
18 Max Williams	102	101	1	0	1.000	0	0	0	-	0	0
27 DeAmez Ross	46	46	0	0	1.000	0	0	0	-	0	0
19 Riley Jackson	25	24	1	0	1.000	0	0	0	-	0	0
12 Jordan Williams	15	15	0	0	1.000	0	0	0	-	0	0
9 Carson Dorsey	12	0	12	0	1.000	1	1	2	.333	0	0
15 Connor Hults	11	3	8	0	1.000	0	0	1	.000	0	0
43 Marco Dinges	7	7	0	0	1.000	0	0	0	-	0	0
36 Noah Short	3	0	3	0	1.000	0	1	0	1.000	0	0
2 Titan Kamaka	2	0	2	0	1.000	0	0	0	-	0	0
41 Matt Sauser	1	0	1	0	1.000	0	1	0	1.000	0	0
33 Ben Barrett	1	0	1	0	1.000	0	1	0	1.000	0	0
32 Daniel Cantu	484	455	26	3	.994	40	0	0	-	0	0
22 James Tibbs III	119	112	6	1	.992	2	0	0	-	0	0
20 Jaxson West	465	437	24	4	.991	4	20	4	.833	7	1
25 McGwire Holbrook	228	217	8	3	.987	0	17	1	.944	2	0
7 Jaime Ferrer	75	69	5	1	.987	0	0	0	-	0	0
4 Cal Fisher	72	24	47	1	.986	15	0	0	-	0	0
3 Drew Faurot	203	86	113	4	.980	23	0	0	-	0	0
24 Cam Smith	151	39	105	7	.954	4	0	0	-	0	0
13 Conner Whittaker	21	4	16	1	.952	1	2	0	1.000	0	0
48 Lance Trippel	21	17	3	1	.952	2	0	0	-	0	0
1 Alex Lodise	222	76	134	12	.946	32	0	0	-	0	0
37 Andrew Armstrong	14	7	6	1	.929	1	5	0	1.000	0	0
8 Brennen Oxford	7	0	6	1	.857	0	2	0	1.000	0	0
40 Joe Charles	7	1	5	1	.857	1	1	1	.500	0	0
16 Jamie Arnold	27	7	15	5	.815	2	12	0	1.000	0	0
14 Andrew Duncan	5	4	0	1	.800	0	0	0	-	0	0
53 John Abraham	5	1	3	1	.800	0	3	2	.600	0	0
17 Yoel Tejada Jr.	3	1	1	1	.667	0	2	0	1.000	0	0
30 Cam Leiter	3	0	1	2	.333	0	2	0	1.000	0	0
46 Hudson Rowan	0	0	0	0	.000	0	3	0	1.000	0	0
31 Ryan Denison	0	0	0	0	.000	0	0	0	-	0	0
47 Matty Davis	0	0	0	0	.000	0	0	0	-	0	0
35 Brady Louck	0	0	0	0	.000	0	1	1	.500	0	0
<b>Totals</b>	<b>2357</b>	<b>1753</b>	<b>553</b>	<b>51</b>	<b>.978</b>	<b>48</b>	<b>37</b>	<b>7</b>	<b>.841</b>	<b>9</b>	<b>1</b>
<b>Opponents</b>	<b>2371</b>	<b>1678</b>	<b>608</b>	<b>85</b>	<b>.964</b>	<b>57</b>	<b>68</b>	<b>10</b>	<b>.872</b>	<b>6</b>	<b>2</b>

## WIN-LOSS SUMMARY

Total	49-17
Conference	17-12
Non-Conf	32-5
Home	32-4
Away	8-10
Neutral	9-3
Day	34-8
Night	15-9
vs Left	17-6
vs Right	32-11
1-Run games	5-8
2-Run games	5-2
5+Run games	27-6
Extra inns	2-1
Shutouts	4-1
Scoring 0-2 runs	1-3
Scoring 3-5 runs	7-5
Scoring 6-9 runs	19-6
Scoring 10+ runs	22-3
Opponent 0-2 runs	14-1
Opponent 3-5 runs	23-2
Opponent 6-9 runs	12-5
Opponent 10+ runs	0-9
Scored in 1st inning	24-6
Scores first	28-8
Opp. scores first	21-9
After 6 leading	42-4
After 6 trailing	3-11
After 6 tied	4-2
After 7 leading	44-3
After 7 trailing	2-10
After 7 tied	2-2
After 8 leading	43-3
After 8 trailing	1-11
After 8 tied	3-1
Hit 0 home runs	3-2
Hit 1 home run	17-5
Hit 2+ home runs	29-10
Opponent 0 home runs	24-1
Opponent 1 home run	12-4
Opponent 2+ HRs	13-12
Made 0 errors	27-7
Made 1 error	13-4
Made 2+ errors	9-6

Opp. made 0 errors	13-5
Opp. made 1 error	19-8
Opp. made 2+ errors	17-4
Out-hit opponent	38-5
Out-hit by opponent	7-9
Hits are tied	4-3

## FINAL NCAA INDIVIDUAL - TOP 45 RANKINGS

Player	Statistic	Rank	Value
Jamie Arnold	Strikeouts	3	159
	Victories	5	11
	Games Started	7	18
	Strikeout-to-Walk Ratio	10	6.12
	Strikeouts/9 IP	14	13.54
	WHIP	38	1.1
	ERA	39	2.98
Joe Charles	Pitching Appearances	29	30
Marco Dinges	Sacrifice Flies	5	9
	RBI	45	69
Jaime Ferrer	Home Runs	33	22
Brennen Oxford	Pitching Appearances	23	32
Cam Smith	Hits	3	104
	Runs	12	82
	Total Bases	17	176
	Hits/Gm.	22	1.58
	Doubles	24	22
	Batting Average	32	.387
	Runs/Gm.	33	1.24
James Tibbs III	RBI	2	95
	Home Runs	7	28
	Total Bases	7	195
	RBI/Gm.	8	1.44
	Base on Balls	10	58
	Runs	19	75
	Home Runs/Gm.	22	0.42
	Slugging Pct.	24	.777
	Hits	28	91

## FINAL RANKINGS

Publication	FSU
Baseball America	5
D1Baseball.com	4
NCBWA	3
Perfect Game	3
USA Today/ESPN	4

## FINAL NCAA TEAM RANKINGS

Statistic	NCAA	ACC	Value
Base on Balls (294)	17	5	333
Batting Average (295)	9	2	0.315
Double Plays (295)	35	2	48
Double Plays Per Game (295)	101	6	0.73
Doubles (295)	10	2	138
Doubles Per Game (295)	49	4	2.09
Earned Run Average (295)	50	4	4.93
Fielding Percentage (295)	23	4	0.979
Hit Batters (295)	95	2	81
Hit by Pitch (295)	118	3	77
Hits (295)	4	2	729
Hits Allowed Per Nine Innings (295)	38	4	8.67
Home Runs (295)	6	1	131
Home Runs Per Game (295)	11	1	1.98
On Base Percentage (295)	27	4	0.412
Runs (295)	4	1	588
Sacrifice Bunts (295)	155	8	20
Sacrifice Flies (295)	16	3	35
Scoring (295)	12	2	8.9
Shutouts (137)	25	2	4
Slugging Percentage (295)	7	2	0.558
Stolen Bases (295)	114	6	68
Stolen Bases Per Game (295)	156	6	1.03
Strikeout-to-Walk Ratio (295)	44	3	2.28
Strikeouts Per Nine Innings (295)	9	2	10.7
Triples (295)	32	3	17
Triples Per Game (295)	66	4	0.26
WHIP (295)	68	5	1.48
WL Pct (295)	10	2	0.742
Walks Allowed Per Nine Innings (295)	144	10	4.68

## ATTENDANCE SUMMARY

Home attendance	179,336	(36 dates avg = 4,981)
Away attendance	166,396	(29 dates avg = 5,737)
Total attendance	345,732	(65 dates avg = 5,318)

# 2024 SEASON IN REVIEW

Game date	Opposing team	Score	r-h-e	r-h-e	Inns	Overall	ACC	Pitcher of record	Attend	Time
Feb 16, 2024	BUTLER	W 11-0	11-14-0	0-4-1	9	1-0-0	0-0-0	LEITER, C. (W 1-0)	4975	2:55
Feb 18, 2024	BUTLER	W 15-5	15-16-3	5-6-2	9	2-0-0	0-0-0	ARNOLD, J. (W 1-0)	4445	3:22
Feb 20, 2024	at Jacksonville	W 7-4	7-10-1	4-5-1	9	3-0-0	0-0-0	DORSEY, C. (W 1-0)	1128	2:34
Feb 23, 2024	WESTERN CAROLINA	W 8-2	8-10-2	2-5-4	9	4-0-0	0-0-0	LEITER, C. (W 2-0)	4402	2:52
Feb 24, 2024	WESTERN CAROLINA	W 8-4	8-15-0	4-5-1	9	5-0-0	0-0-0	ARNOLD, J. (W 2-0)	5419	2:46
Feb 25, 2024	WESTERN CAROLINA	W 20-7	20-16-0	7-7-5	9	6-0-0	0-0-0	SHORT, N. (W 1-0)	4433	3:49
Feb 27, 2024	USF	W 12-4	12-10-0	4-11-1	9	7-0-0	0-0-0	WHITTAKER, C (W 1-0)	4654	2:30
Mar 02, 2024	vs. Michigan State	W 11-2	11-13-0	2-10-5	9	8-0-0	0-0-0	ARNOLD, J. (W 3-0)	302	3:03
Mar 02, 2024	vs. Illinois	W 13-7	13-14-2	7-12-3	9	9-0-0	0-0-0	BARRETT, B. (W 1-0)	713	3:18
Mar 03, 2024	vs. Western Michigan	W 8-3	8-16-0	3-7-1	9	10-0-0	0-0-0	ARMSTRONG, A (W 1-0)	704	2:58
Mar 06, 2024	FGCU	W 19-3	19-18-0	3-5-4	9	11-0-0	0-0-0	WHITTAKER, C (W 2-0)	4092	3:03
Mar 08, 2024	NEW ORLEANS	W 13-0	13-15-1	0-4-1	9	12-0-0	0-0-0	LEITER, C. (W 3-0)	4151	2:47
Mar 09, 2024	NEW ORLEANS	W 15-7	15-15-1	7-13-2	9	13-0-0	0-0-0	ARMSTRONG, A (W 2-0)	3932	3:21
Mar 10, 2024	NEW ORLEANS	W 8-0	8-12-0	0-6-1	9	14-0-0	0-0-0	ARNOLD, J. (W 4-0)	4225	2:33
Mar 12, 2024	at Florida	W 12-8	12-13-0	8-8-1	9	15-0-0	0-0-0	DORSEY, C. (W 2-0)	8142	3:26
*Mar 15, 2024	NOTRE DAME	W 8-4	8-13-0	4-7-1	9	16-0-0	1-0-0	LEITER, C. (W 4-0)	4572	2:51
*Mar 16, 2024	NOTRE DAME	W 4-2	4-7-0	2-6-0	9	17-0-0	2-0-0	ARNOLD, J. (W 5-0)	4998	2:37
*Mar 17, 2024	NOTRE DAME	W 4-3	4-9-0	3-6-2	9	18-0-0	3-0-0	WHITTAKER, C (W 3-0)	4825	2:16
Mar 19, 2024	STETSON	W 1-0	1-4-0	0-2-0	9	19-0-0	3-0-0	ABRAHAM, J. (W 1-0)	5288	2:44
*Mar 23, 2024	at Clemson	5-15	L 5-7-2	15-14-1	7	19-1-0	3-1-0	LEITER, C. (L 4-1)	-	2:36
*Mar 23, 2024	at Clemson	8-9	L 8-10-0	9-8-2	9	19-2-0	3-2-0	DORSEY, C. (L 2-1)	6579	2:55
*Mar 24, 2024	at Clemson	12-14	L 12-10-0	14-14-1	9	19-3-0	3-3-0	DORSEY, C. (L 2-2)	4843	3:35
Mar 26, 2024	vs. Florida	W 14-3	14-15-0	3-3-0	9	20-3-0	3-3-0	CHARLES, J. (W 1-0)	7710	2:46
*Mar 28, 2024	LOUISVILLE	W 8-3	8-10-2	3-7-3	9	21-3-0	4-3-0	LEITER, C. (W 5-1)	4829	2:53
*Mar 29, 2024	LOUISVILLE	2-5	L 2-9-4	5-5-1	9	21-4-0	4-4-0	ARNOLD, J. (L 5-1)	5324	2:26
*Mar 30, 2024	LOUISVILLE	W 9-4	9-12-1	4-10-0	9	22-4-0	5-4-0	WHITTAKER, C (W 4-0)	6018	3:01
Apr 02, 2024	JACKSONVILLE	W 5-3	5-7-1	3-3-0	9	23-4-0	5-4-0	ARMSTRONG, A (W 3-0)	4644	2:42
Apr 03, 2024	BETHUNE-COOKMAN	W 5-2	5-7-0	2-6-1	9	24-4-0	5-4-0	TEJEDA, Y. (W 1-0)	4067	2:45
*Apr 05, 2024	at Boston College	W 12-4	12-12-1	4-6-1	9	25-4-0	6-4-0	ARNOLD, J. (W 6-1)	265	2:56
*Apr 06, 2024	at Boston College	6-7	L 6-12-2	7-11-0	(11)	25-5-0	6-5-0	ABRAHAM, J. (L 1-1)	395	3:38
*Apr 07, 2024	at Boston College	W 9-2	9-9-0	2-5-2	9	26-5-0	7-5-0	OXFORD, B. (W 1-0)	508	3:01
Apr 09, 2024	FLORIDA	W 19-4	19-19-0	4-8-1	7	27-5-0	7-5-0	ARMSTRONG, A (W 4-0)	6700	2:41
*Apr 11, 2024	MIAMI	W 5-4	5-5-1	4-5-2	9	28-5-0	8-5-0	ARNOLD, J. (W 7-1)	5856	2:04
*Apr 12, 2024	MIAMI	W 11-7	11-13-0	7-12-0	9	29-5-0	9-5-0	OXFORD, B. (W 2-0)	6700	3:09
*Apr 13, 2024	MIAMI	W 6-4	6-9-2	4-9-0	9	30-5-0	10-5-0	ARMSTRONG, A (W 5-0)	6601	3:01
Apr 16, 2024	MERCER	6-13	L 6-13-0	13-14-2	9	30-6-0	10-5-0	ROWAN, H. (L 0-1)	5356	3:26
*Apr 19, 2024	at Wake Forest	4-5	L 4-10-1	5-8-0	9	30-7-0	10-6-0	HULTS, C. (L 0-1)	3275	3:24
*Apr 20, 2024	at Wake Forest	W 9-6	9-13-1	6-7-2	9	31-7-0	11-6-0	HULTS, C. (W 1-1)	3514	2:50
*Apr 20, 2024	at Wake Forest	9-10	L 9-9-0	10-9-1	9	31-8-0	11-7-0	SHORT, N. (L 1-1)	3514	3:53
Apr 23, 2024	NORTH FLORIDA	W 10-2	10-10-0	2-4-0	9	32-8-0	11-7-0	ABRAHAM, J. (W 2-1)	5282	2:39
*Apr 26, 2024	at Duke	W 4-2	4-5-1	2-9-1	9	33-8-0	12-7-0	ARNOLD, J. (W 8-1)	1162	2:34
*Apr 27, 2024	at Duke	W 7-6	7-8-0	6-11-1	9	34-8-0	13-7-0	DORSEY, C. (W 3-2)	1863	3:06
*Apr 28, 2024	at Duke	4-16	L 4-6-1	16-16-1	7	34-9-0	13-8-0	LOUCK, B. (L 0-1)	1214	2:48
*May 03, 2024	NC STATE	7-8	L 7-7-1	8-14-0	9	34-10-0	13-9-0	ARNOLD, J. (L 8-2)	4778	3:29
*May 05, 2024	NC STATE	W 8-1	8-7-0	1-7-1	9	35-10-0	14-9-0	DORSEY, C. (W 4-2)	4802	3:05
May 07, 2024	JACKSONVILLE	W 7-6	7-11-0	6-12-0	(11)	36-10-0	14-9-0	ABRAHAM, J. (W 3-1)	4626	4:06
*May 10, 2024	at Pittsburgh	0-1	L 0-3-1	1-3-1	9	36-11-0	14-10-0	ARNOLD, J. (L 8-3)	599	2:09
*May 11, 2024	at Pittsburgh	7-9	L 7-12-0	9-9-0	9	36-12-0	14-11-0	DORSEY, C. (L 4-3)	0	3:20
*May 12, 2024	at Pittsburgh	W 15-4	15-16-0	4-6-3	8	37-12-0	15-11-0	LOUCK, B. (W 1-1)	485	3:20
May 14, 2024	at Stetson	5-10	L 5-8-0	10-11-1	9	37-13-0	15-11-0	TEJEDA, Y. (L 1-1)	2436	3:00
*May 16, 2024	GEORGIA TECH	W 8-3	8-8-1	3-13-2	9	38-13-0	16-11-0	ARNOLD, J. (W 9-3)	4396	2:58
*May 17, 2024	GEORGIA TECH	W 11-3	11-16-0	3-10-1	9	39-13-0	17-11-0	DORSEY, C. (W 5-3)	5007	3:03
*May 17, 2024	GEORGIA TECH	10-11	L 10-9-2	11-9-1	9	39-14-0	17-12-0	TEJEDA, Y. (L 1-2)	5007	3:28
^May 21, 2024	vs. Georgia Tech	W 12-9	12-13-2	9-12-1	9	40-14-0	17-12-0	ABRAHAM, J. (W 4-1)	2997	3:10
^May 24, 2024	vs. Virginia	W 12-7	12-16-1	7-9-0	9	41-14-0	17-12-0	ARNOLD, J. (W 10-3)	4305	3:19
^May 25, 2024	vs. Wake Forest	W 9-6	9-10-1	6-8-1	9	42-14-0	17-12-0	ABRAHAM, J. (W 5-1)	5642	3:40
^May 26, 2024	vs. Duke	4-16	L 4-11-0	16-16-0	9	42-15-0	17-12-0	DORSEY, C. (L 5-4)	6870	3:13
#May 31, 2024	STETSON	W 7-2	7-7-2	2-9-3	9	43-15-0	17-12-0	DORSEY, C. (W 6-4)	4153	2:39
#Jun 01, 2024	UCF	W 5-2	5-13-1	2-4-2	9	44-15-0	17-12-0	ARNOLD, J. (W 11-3)	5246	3:10
#Jun 02, 2024	UCF	W 12-4	12-7-2	4-7-3	9	45-15-0	17-12-0	HULTS, C. (W 2-1)	4772	3:26
#Jun 07, 2024	UCONN	W 24-4	24-18-0	4-11-0	9	46-15-0	17-12-0	DORSEY, C. (W 7-4)	5243	3:45
#Jun 08, 2024	UCONN	W 10-8	10-16-3	8-11-1	(12)	47-15-0	17-12-0	WHITTAKER, C (W 5-0)	5518	4:04
#Jun 14, 2024	vs. Tennessee	11-12	L 11-13-2	12-18-3	9	47-16-0	17-12-0	OXFORD, B. (L 2-1)	25499	3:39
#Jun 16, 2024	vs. Virginia	W 7-3	7-7-0	3-10-0	9	48-16-0	17-12-0	DORSEY, C. (W 8-4)	23989	2:56
#Jun 18, 2024	vs. North Carolina	W 9-5	9-14-0	5-10-0	9	49-16-0	17-12-0	HULTS, C. (W 3-1)	23047	3:47
#Jun 19, 2024	vs. Tennessee	2-7	L 2-7-2	7-10-2	9	49-17-0	17-12-0	ABRAHAM, J. (L 5-2)	24696	3:01

\*ACC game; ^ACC Championship; #NCAA Tournament  
HOME GAME

(x) extra-inning game

# 2024 SEASON IN REVIEW

## STARTERS: BATTING ORDER

<b>LEADOFF:</b>		
18 Max Williams	47	(30-17)
27 DeAmez Ross	19	(19-0)
<b>2nd SPOT:</b>		
24 Cam Smith	65	(49-16)
43 Marco Dinges	1	(0-1)
<b>3rd SPOT:</b>		
22 James Tibbs III	66	(49-17)
<b>CLEANUP:</b>		
7 Jaime Ferrer	37	(30-7)
43 Marco Dinges	28	(19-9)
24 Cam Smith	1	(0-1)
<b>5th SPOT:</b>		
7 Jaime Ferrer	25	(16-9)
43 Marco Dinges	13	(12-1)
3 Drew Fautot	13	(11-2)
32 Daniel Cantu	8	(5-3)
20 Jaxson West	5	(3-2)
18 Max Williams	2	(2-0)
<b>6th SPOT:</b>		
32 Daniel Cantu	33	(24-9)
43 Marco Dinges	20	(14-6)
3 Drew Fautot	5	(5-0)
1 Alex Lodise	4	(3-1)
18 Max Williams	2	(2-0)
25 McGwire Holbrook	1	(1-0)
20 Jaxson West	1	(0-1)
<b>7th SPOT:</b>		
1 Alex Lodise	22	(14-8)
32 Daniel Cantu	21	(16-5)
3 Drew Fautot	10	(7-3)
25 McGwire Holbrook	7	(6-1)
20 Jaxson West	3	(3-0)
4 Cal Fisher	2	(2-0)
18 Max Williams	1	(1-0)
<b>8TH SPOT:</b>		
3 Drew Fautot	20	(14-6)
20 Jaxson West	17	(13-4)
25 McGwire Holbrook	13	(9-4)
4 Cal Fisher	7	(6-1)
1 Alex Lodise	5	(3-2)
32 Daniel Cantu	4	(4-0)
<b>9TH SPOT:</b>		
1 Alex Lodise	31	(25-6)
20 Jaxson West	15	(10-5)
3 Drew Fautot	8	(4-4)
4 Cal Fisher	5	(4-1)
25 McGwire Holbrook	3	(3-0)
12 Jordan Williams	3	(2-1)
27 DeAmez Ross	1	(1-0)

## STARTERS: POSITION


<b>PITCHER:</b>		
16 Jamie Arnold	18	(12-6)
9 Carson Dorsey	11	(9-2)
13 Conner Whittaker	9	(7-2)
37 Andrew Armstrong	9	(7-2)
30 Cam Leiter	7	(6-1)
35 Brady Louck	4	(3-1)
41 Matt Sauser	3	(2-1)
53 John Abraham	3	(2-1)
17 Yoel Tejada Jr.	2	(1-1)
<b>CATCHER:</b>		
20 Jaxson West	41	(29-12)
25 McGwire Holbrook	24	(19-5)
43 Marco Dinges	1	(1-0)
<b>FIRST BASE:</b>		
32 Daniel Cantu	66	(49-17)
<b>SECOND BASE:</b>		
3 Drew Fautot	56	(41-15)
4 Cal Fisher	10	(8-2)
<b>THIRD BASE:</b>		
24 Cam Smith	66	(49-17)
<b>SHORTSTOP:</b>		
1 Alex Lodise	62	(45-17)
4 Cal Fisher	4	(4-0)
<b>LEFT FIELD:</b>		
7 Jaime Ferrer	57	(41-16)
18 Max Williams	6	(6-0)
12 Jordan Williams	3	(2-1)
<b>CENTER FIELD:</b>		
18 Max Williams	46	(29-17)
27 DeAmez Ross	20	(20-0)
<b>RIGHT FIELD:</b>		
22 James Tibbs III	66	(49-17)
<b>DESIGNATED HITTER:</b>		
43 Marco Dinges	61	(44-17)
7 Jaime Ferrer	5	(5-0)

<b>MULTIPLE HIT GAMES</b>	2	3	4	5+	Tot
24 Cam Smith	20	12	2	-	34
22 James Tibbs III	22	6	2	1	31
7 Jaime Ferrer	18	3	-	-	21
32 Daniel Cantu	16	5	-	-	21
18 Max Williams	12	6	1	-	19
43 Marco Dinges	11	8	-	-	19
3 Drew Fautot	9	7	-	-	16
1 Alex Lodise	7	6	1	-	14
27 DeAmez Ross	7	-	-	-	7
20 Jaxson West	3	2	1	-	6
25 McGwire Holbrook	3	2	-	-	5
4 Cal Fisher	4	-	-	-	4
12 Jordan Williams	1	-	-	-	1
<b>TEAM</b>	<b>133</b>	<b>57</b>	<b>7</b>	<b>1</b>	<b>198</b>

<b>MULTIPLE RBI GAMES</b>	2	3	4	5+	Tot
22 James Tibbs III	11	6	5	4	26
7 Jaime Ferrer	11	3	4	1	19
24 Cam Smith	11	3	2	1	17
43 Marco Dinges	9	2	2	3	16
18 Max Williams	9	3	1	-	13
32 Daniel Cantu	8	1	-	2	11
1 Alex Lodise	6	4	-	-	10
20 Jaxson West	3	2	1	-	6
3 Drew Fautot	2	1	1	1	5
27 DeAmez Ross	3	2	-	-	5
25 McGwire Holbrook	1	1	-	1	3
4 Cal Fisher	2	-	-	-	2
<b>TEAM</b>	<b>76</b>	<b>28</b>	<b>16</b>	<b>13</b>	<b>133</b>

<b>HITTING STREAKS</b>	<b>Longest</b>	<b>Current</b>
24 Cam Smith	16	-
7 Jaime Ferrer	14	-
43 Marco Dinges	13	13
32 Daniel Cantu	12	2
18 Max Williams	11	11
3 Drew Fautot	8	-
1 Alex Lodise	7	4
22 James Tibbs III	7	2
20 Jaxson West	6	2
4 Cal Fisher	3	-
12 Jordan Williams	3	3
27 DeAmez Ross	3	-
25 McGwire Holbrook	3	1
47 Matty Davis	2	-
14 Andrew Duncan	1	-
2 Titan Kamaka	1	-
48 Lance Trippel	1	1

<b>REACHED BASE STREAKS</b>	<b>Longest</b>	<b>Current</b>
24 Cam Smith	46	-
7 Jaime Ferrer	32	-
22 James Tibbs III	24	24
1 Alex Lodise	23	23
18 Max Williams	21	21
32 Daniel Cantu	20	2
43 Marco Dinges	18	18
3 Drew Fautot	13	-
27 DeAmez Ross	10	-
20 Jaxson West	7	2
4 Cal Fisher	6	1
25 McGwire Holbrook	5	1
12 Jordan Williams	5	3
47 Matty Davis	2	-
48 Lance Trippel	2	1
2 Titan Kamaka	2	-
14 Andrew Duncan	1	-



# *RECORDS*

# RECORDS

## TEAM RECORDS

### GAMES

#### GAMES PLAYED

Most in Season	84, 1984
Fewest in Season	17, 1948 & 2020

#### VICTORIES

Most in Season	61-13, 1986
Fewest in Season	9-8, 1948

#### WINNING PERCENTAGE

Highest in Season	.854 (35-6), 1968
Lowest in Season	.426 (23-31), 2023

#### WINNING STREAK

Longest	25, April 17 to June 7, 2002
Home	36, April 22, 1990 to April 20, 1991
Away	11, May 24, 1969 to April 19, 1970

#### LOSING STREAK

Longest	10, March 18 to April 4, 2023
---------	-------------------------------

#### ATTENDANCE

Single Home Game	6,789, April 19, 2008 vs. Miami
3-game Series	19,157, April 11 to April 13, 2024 vs. Miami
2-game Series	12,662, June 8 and June 9, 2003 vs. Texas
Single Season, Home Total	202,132, 2008 (41 dates)
Single Season, Home Average	5,019, 2014 (34 dates)
Single Season, All Games	345,732, 2024 (66 dates)

#### SHUTOUTS

Fewest in Season hitting	0, Several Times - Last: 2020 (17 games)
Most Times in Season hitting	9, 2019
Longest Streak Without	336, 1984-1988
Most Recorded in Season pitching	15, 1970 and 1975
Most Consecutive in Season Pitching	4, 1970 and 1973
Most Consecutive Scoreless Innings Pitching	40, 1973

#### EXTRA INNING GAMES

Most in Season	8, 2018
Longest Game	20 innings, May 6, 2006 vs. Wake Forest

### BATTING

#### AT BATS

Most in Game	67, May 6, 2006 vs. Wake Forest
Most in 9-inning Game	65, May 31, 2009 vs. Ohio State
Both Teams	132 (FSU 67, Wake Forest 65), May 6, 2006
Most in Season	2,872, 1985 (82 games)
Fewest in Season	752, 1951 (18 games)
Most Plate Appearances in Inning	21, March 4, 2007 vs. Siena; May 15, 1992 vs. Georgia State

#### RUNS

Most in Inning	16, March 20, 1982 vs. Cleveland State May 15, 1992 vs. Georgia State
Most in Game	37, May 31, 2009 vs. Ohio State
Most Allowed in Game	24, June 5, 1959 vs. Clemson April 21, 2023 vs. Virginia Tech
Most Combined	43 (FSU 36, Georgia State 7), May 15, 1992 (FSU 37, Ohio State 6), May 31, 2009
Largest Winning Margin	34-0, March 4, 1996 vs. Marshall
Largest Losing Margin	2-24, June 5, 1959 vs. Clemson
Most in Season	752, 1982
Most Allowed in Season	464, 1984
Fewest in Season	101, 1948 (17 games)
Fewest Allowed in Season	72, 1952 (21 games)

#### HITS

Most in Inning	15, May 15, 1992 vs. Georgia State
Most Allowed in Inning	9, April 15, 2012 at Boston College
Most Consecutive Hits	10, March 4, 2007 vs. Siena
Most in Game	38, May 31, 2009 vs. Ohio State
Most Allowed in Game	23 vs. UNLV, April 20, 1978
Most Combined	51 (FSU 38, Ohio State 13), May 31, 2009
Most in Season	947, 1985 (82 games)
Most Allowed in Season	756, 1984 (84 games)
Fewest in Season	186, 1952 (21 games)
Fewest Allowed in Season	130, 1952 (21 games)

#### DOUBLES

Most in Game	15, May 31, 2009 vs. Ohio State
Most Allowed in Game	7, April 2, 2010 vs. Virginia Tech May 30, 2014 vs. Georgia Southern May 29, 2016 vs. Clemson
Most Combined	16 (FSU 15, Ohio State 1), May 31, 2009
Most in Season	182, 1990 (72 games)
Most Allowed in Season	133, 1984 (84 games)
Fewest in Season	24, 1951 (18 games)
Fewest Allowed in Season	19, 1951 (18 games)

#### TRIPLES

Most in Game	5, April 8, 1968 vs. Kentucky Wesleyan February 14, 1982 vs. Georgia State
Most Allowed in Game	3, Several Times Last: April 7, 2012 at Georgia Tech
Most Combined	5 (FSU 5, Kentucky Wesleyan 0), April 8, 1968 (FSU 5, Georgia State 0), February 14, 1982
Most in Season	35, 1969 (52 games) and 1972 (68 games)

#### HOME RUNS

Most in Game	9, May 9, 1999 vs. Maryland April 27, 1997 vs. Maryland
Most Allowed in Game	6, March 23, 1986 vs. Southern Miss May 14, 2024 at Stetson
Most in Season	146, 1985 (82 games)
Most Allowed in Season	82, 1984 (84 games)
Fewest in Season	3, 1954 (21 games)
Fewest Allowed in Season	4, 1951 (18 games)
Most Grand Slams in Season	9, 2024 (66 games)
Most Grand Slams in a Game	3, April 27, 1997 at Maryland

#### TOTAL BASES

Most in Game	66, May 31, 2009 vs. Ohio State
Most Combined	83 (FSU 66, Ohio State 17), May 31, 2009
Most in Season	1,580, 1985 (82 games)
Fewest in Season	250, 1952 (21 games)

#### SLUGGING PCT.

Highest in Season	.568, 1982 (74 games)
-------------------	-----------------------

#### RUNS BATTED IN

Most in Game	34, May 15, 1992 vs. Georgia State May 31, 2009 vs. Ohio State
Most Combined	40 (FSU 34, Georgia State 6), May 15, 1992
Most in Season	698, 1985 (82 games)

#### BASE ON BALLS

Most in Game	20, March 20, 1982 vs. Cleveland State May 4, 2010 vs. Jacksonville
Most Allowed	18, March 29, 1976 at Stetson
Most Combined	26 (FSU 10, Valdosta State 16), April 7, 1980
Most in Season	555, 1984 (84 games)
Most Allowed in Season	340, 1972 (68 games)
Fewest in Season	93, 1955 (22 games)

#### HIT BY PITCH

Most in Season	104, 2013 (64 games)
----------------	----------------------

#### STRIKEOUTS

Most in Game	28, March 20, 2022 vs. NC State (17 inn.)
Most Combined	54 (FSU 28, NC State - 17 inn.), March 20, 2022
Most in Season	620, 2019 (65 games)
Fewest in Season	93, 1955 (22 games)

#### BATTING AVG.

Highest in Season	.355, 2008 (68 games)
Highest Allowed in Season	.281, 1980 (63 games)
Lowest in Season	.237, 1967 (46 games)
Lowest Allowed in Season	.186, 1970 (59 games)

#### STOLEN BASES

Most in Game	11, March 23, 1957 vs. Stetson March 13, 1986 vs. Richmond May 15, 1994 at Virginia
Most Allowed in Game	13, May 17, 1973 vs. Stetson
Most Combined	13 (Stetson 13, FSU 0), May 17, 1973
Most in Season	232, 1987 (73 games)
Most Allowed in Season	98, 1984 (84 games)
Fewest in Season	20, 1954 (21 games)
Fewest Allowed in Season	7, 1962 (28 games) and 1968 (41 games)

### DEFENSE

#### PUTOUTS

Most in Season	2,212, 1984 (84 games)
----------------	------------------------

#### ASSISTS

Most in Season	1,126, 1984 (84 games)
Fewest in Season	226, 1960 (22 games)

#### ERRORS

Most in Game	10, April 15, 1988 vs. Valdosta State March 28, 2004 vs. North Carolina
Most in Game by Opponent	8, several times Last: April 17, 1996 vs. Miami
Most Combined	16 (FSU 10, Valdosta State 6), April 15, 1988
Most in Season	167, 1984 (84 games)
Most by Opponent in Season	184, 1984 (84 games)

#### FIELDING PCT.

Highest in Season	.978, 2024 (66 games)
Lowest in Season	.915, 1959 (33 games)

#### DOUBLE PLAYS

Most in Game	5, June 4, 1995 vs. Miami March 8, 2015 vs. Boston College
Most in Season	95, 1984 (84 games)

#### TRIPLE PLAYS

Most in Game	1, May 3, 2009 vs. Virginia Tech Sequence: 9-2-4 - R. O'Connor (RF)- P. Brunelle (C)-J. Stidham (2B) February 25, 2023 at TCU Sequence: 3-4-1 - J. Tibbs (1B)- N. De Sedas (2B)- J. Arnold (P)
--------------	---

# RECORDS

## PITCHING

### PITCHING APPEARANCES

Most in Game	10, April 19, 2023 at North Florida
Most in Season	296, 2012 (67 games)

### COMPLETE GAMES

Most in Season	27, 1969 (52 games)
----------------	---------------------

### INNINGS PITCHED

Most in Season	738, 1984 (84 games)
Most by Opponent	717, 1984 (84 games)

### SAVES

Most in Season	29, 1990 (72 games)
----------------	---------------------

### NO-HITTERS

Most in Season	2, 1968 (41 games)
<b>Last:</b> Drew Parrish, Chase Haney & Conor Grady, February 15, 2019 vs. Maine	

### ONE-HITTERS

Most in Season	6, 1970 (59 games)
<b>Last:</b> Parker Messick, Kyle McMullen, Joe Charles & Conner Whittaker, February 25, 2022 vs. Samford	

### TWO-HITTERS

Most in Season	6, 1970 (59 games) and 1976 (56 games)
<b>Last:</b> March 19, 2024, vs. Stetson	

### EARNED RUNS

Most Allowed in Season	367, 1984 (84 games)
------------------------	----------------------

### EARNED RUN AVG.

Lowest in Season	1.49, 1970 (59 games)
Highest in Season	5.75, 2023 (54 games)

### STRIKEOUTS

Most Recorded in Game	26, March 20, 2022 vs. NC State (17 inn.)
Most Recorded in Season	718, 1986 (74 games)
Fewest Recorded in Season	126, 1954 (21 games)

## INDIVIDUAL RECORDS

### GAMES

#### GAMES PLAYED

Most in Season	84, Paul Sorrento, 1984; Frank Fazzini, 1984
Most in Career	279, Mike Yastrzemski, 1980-83; Barry Blackwell, 1985-88
Consecutively in Season	84, Paul Sorrento, 1984
Consecutively in Career	235, Link Jarrett, 1991-94

### BATTING

#### BATTING AVG.

Highest in Season (5-125 AB)	.436, Bob Clem, 1959
Highest in Season (126-199 AB)	.436, John-Ford Griffin, 1999
Highest in Season (200-250 AB)	.455, J.D. Drew, 1997
Highest in Season (250+ AB)	.463, Buster Posey, 2008
Highest in Career (100-600 AB)	.410, Bob Clem, 1959-60
Highest in Career (600+ AB)	.427 John-Ford Griffin, 1999-01

#### SLUGGING PCT.

Highest in Season	.961, J.D. Drew, 1997 (224 TB/233 AB)
Highest in Career	.789, J.D. Drew, 1995-97 (539 TB/683 AB)

#### AT BATS

Most in Game	9, Stephen Cardullo vs. Ohio State, May 31, 2009 Dennis Guinn vs. Wake Forest, May 6, 2006 Marshall McDougall vs. Miami, April 7, 2000 Karl Jernigan vs. Miami, April 7, 2000
Most in Season	357, Luis Alicea, 1985
Most in Career	989, Link Jarrett, 1991-94

#### RUNS SCORED

Most in Game	6, Mark Gilbert vs. Ohio State, March 18, 1978 Luis Alicea vs. Georgia State, April 1, 1984 Marshall McDougall vs. Maryland, May 9, 1999
Most in Season	110, J.D. Drew, 1997
Most in Career	285, Jeff Ledbetter, 1979-82

#### HITS

Most in Inning	2, many players <b>Last:</b> Drew Fautrot vs. Virginia, May 24, 2024
Most in Game	7, Stephen Cardullo vs. Ohio State, May 31, 2009 Marshall McDougall vs. Maryland, May 9, 1999
Most in Season	137, Frank Fazzini, 1985
Most in Career	335, Jeff Ledbetter, 1979-82
Hits in Consecutive At-Bats	12, Steven Wells, April 17-21, 2018 HR, BB, 1B, 1B, HR, 1B, 2B, BB, BB, 1B, 1B, 1B, Sac Bunt, 2B, BB, 1B, 1B

#### MOST CONSECUTIVE

Times Safely on Base (H, BB, HBP)	14, Taylor Walls, 2017
Hitting Streak	40, Shane Robinson, 2004-05
Games Reaching Base	67, Buster Posey, 2008
Games Reaching Base in One Season	67, Buster Posey, 2008

#### DOUBLES

Most in Game	4, Marshall McDougall vs. NC State, April 30, 2000 Joe Licata vs. Georgia State, March 27, 1981
Most in Season	36, Jeremy Morris, 1996
Most in Career	78, John-Ford Griffin, 1999-01 Jeremy Morris, 1994-97

#### TRIPLES

Most in Game	2, many players <b>Last:</b> Cam Smith vs. Florida, May 2, 2023
Most in Season	9, Dick Gold, 1969; Luis Alicea, 1985
Most in Career	19, Stephen Drew, 2002-04 Luis Alicea, 1984-86

### HOME RUNS

Most in Game	6, Marshall McDougall vs. Maryland, May 9, 1999
Most in Season	42, Jeff Ledbetter, 1982
Most in Season by a Freshman	22, Matt Diaz, 1998
Most in Career	97, Jeff Ledbetter, 1979-82
Grand Slams in Game	2, Craig Patterson vs. Wright State, March 24, 1979
Grand Slams in Season	4, Quincy Nieporte, 2017
Grand Slams in Career	6, J.D. Drew, 1995-97 Jeremy Morris, 1994-97

### RUNS BATTED IN

Most in Game	16, Marshall McDougall vs. Maryland, May 9, 1999
Most in Season	124, Jeff Ledbetter, 1982
Most in Career	346, Jeff Ledbetter, 1979-82

### TOTAL BASES

Most in Game	25, Marshall McDougall vs. Maryland, May 9, 1999
Most in Season	273, Jeff Ledbetter, 1982
Most in Career	704, Jeff Ledbetter, 1979-82

### STOLEN BASES

Most in Game	6, Chip Bifano vs. Kearney State, April 5, 1977
Most in Season	51, Edwin Alicea, 1988
Most in Career	100, Shane Robinson, 2004-06

### HIT BY PITCHES

Most in Game	3, Elijah Cabell vs. Cincinnati, February 22, 2020 Nick Derr vs. Boston College, March 11, 2017 Hayden Kelly vs. USF, March 3, 2015 Justin Gonzalez vs. Niagara, February 15, 2014 Karl Jernigan vs. St. Joseph's, March 6, 2001
Most in Season	24, Jose Zabala, 1997
Most in Career	65, John Sansone, 2013-16

### BASE ON BALLS

Most in Game	5, Stephen Drew vs. Siena, March 4, 2003 Jeremy Morris vs. Clemson, May 18, 1996 Lionel Martinez vs. Virginia Tech, May 10, 1980
Most in Season	84, J.D. Drew, 1997
Most in Career	195, Paul Sorrento, 1984-86

### STRIKEOUTS

Most in Game	5, 11 times <b>Last:</b> Cam Smith vs. USF, March 1, 2023
Most in Season	88, Elijah Cabell, 2019
Most in Career	252, Justin Gonzalez, 2010-14
Fewest Strikeouts in a Season	1 in 87 at-bats, Billy Mills, 1954

### DEFENSE

#### PUTOUTS

Most in Game	23, Bob Vaughn vs. Furman, March 16, 1956
Most in Season	659, Doug Mientkiewicz, 1994
Most in Career	1,641, Jayce Boyd, 2010-12

#### ASSISTS

Most in Game	11, Scott Zech vs. Clemson, May 16, 1997
Most in Season	261, Brooks Badeaux, 1998
Most in Career	802, Link Jarrett, 1991-94

## PITCHING

### PITCHING APPEARANCES

Most in Season	46, Kevin Lynch, 2005
Most in Career	138, Chase Haney, 2016-21

### STARTS

Most in Season	24, Mike Loynd, 1986
Most in Career	78, Doug Little, 1983-86

### RELIEF APPEARANCES

Most in Season	46, Kevin Lynch, 2005
Most in Career	138, Chase Haney, 2016-21

### COMPLETE GAMES

Most in Season	12, Brooks Carey, 1978 (15 starts) Danny O'Brien, 1975 (17 starts)
Most in Career	23, Wayne Vincent, 1966-68

### INNINGS PITCHED

Most in Game	12.0, Mike Bretz vs. Hawaii, April 4, 1977 Cliff Ranew vs. Texas, June 18, 1965
Most in Season	164.2, Mike Loynd, 1986
Most in Career	549, Doug Little, 1983-86

### SAVES

Most in Season	18, Mac Scarce, 1970
Most in Career	32, Ricky Kimball, 1988-91

### VICTORIES

Most in Season	20, Mike Loynd, 1986
Most in Career	49, Doug Little, 1983-86
Consecutive in Season	17, Mike Loynd, 1986
Consecutive in Career	18, Larry Jones, 1974-75

### LOSSES

Fewest in Season (10+ decisions)	0, Kevin Lynch (12-0), 2005 Daniel Davidson (10-0), 2003 Gene Ammann (15-0), 1970
Fewest in Career (20+ decisions)	2, Gene Ammann (31-2), 1968-72

### HOME RUNS ALLOWED

Most in Season	20, Chuck Howell, 1997
Most in Career	49, Doug Little, 1983-86

### STRIKEOUTS RECORDED

Most in Game	24, Tony Avitable vs. Furman, March 16, 1956
Most in Season	223, Mike Loynd, 1986
Most in Career	520, Richie Lewis, 1985-87

### BASE ON BALLS

Most in Game	13, Richie Lewis vs. LSU, February 22, 1987
Most in Season	72, Richie Lewis, 1986 Dave Fernald, 1972
Most in Career	236, Larry Jones, 1974-77

### EARNED RUN AVG.

Lowest in Season (30+ innings)	0.66, Gene Ammann, 1970 (10 ER/137 IP)
Lowest in Career (100+ innings)	1.45, Wayne Vincent, 1966-68 (58 ER/292 IP)
Highest in Season (30+ innings)	8.62, Al Ashmont, 1985 (30 ER/31 IP)

### RUNS ALLOWED

Fewest in Season (50+ innings)	15, Daniel Bennett, 2011
Most in Game	16, Howard Calhoun vs. Rollins, April 9, 1948
Most in Season	95, Doug Little, 1984
Most in Career	287, Doug Little, 1983-86

## EARNED RUNS ALLOWED

Fewest in Season (30+ innings)	4, Jameis Winston, 2014 Eric Roman, 2001 Mike DiBlasi, 1998
Most in Game	10, Michael Hyde vs. Hawaii, March 10, 2005 Jeff Ledbetter vs. Jacksonville, April 6, 1984
Most in Season (30+ innings)	79, Doug Little, 1984
Most in Career (100+ innings)	211, Doug Little, 1983-86

## HITS ALLOWED

Fewest in Season (30+ innings)	13, Mac Scarce, 1971
Most in Game	16, Bill Fuller vs. Auburn, April 13, 1971
Most in Season	167, Doug Little, 1984
Most in Career	533, Doug Little, 1983-86



# TOP 10

## CAREER BATTING

### GAMES PLAYED

279	Mike Yastrzemski	1980-83
276	Link Jarrett	1991-94
	Chris Brock	1989-92
272	Jeremy Morris	1994-97
269	Jose Marzan	1984-87
266	Jimmy Jones	1982-85
264	Rick Figueroa	1980-83
262	Jeff Ledbetter	1979-82
261	Scott Zech	1994-97
260	Ryan Barthelemy	1999-02
	Mike Futrell	1999-02

### AT BATS

989	Link Jarrett	1991-94
978	Jose Marzan	1984-87
970	Luis Alicea	1984-86
968	Jeff Ledbetter	1979-82
948	Ryan Barthelemy	1999-02
944	Mike Yastrzemski	1980-83
938	Brooks Badeaux	1995-98
899	Jeremy Morris	1994-97
894	John Sansone	2013-16
884	Frank Fazzini	1983-85
	Rick Figueroa	1980-83

### RUNS

285	Jeff Ledbetter	1979-82
268	Luis Alicea	1984-86
261	Frank Fazzini	1983-85
257	Tyler Holt	2008-10
256	Brooks Badeaux	1995-98
254	J.D. Drew	1995-97
244	Jose Marzan	1984-87
	Mike Yastrzemski	1980-83
	Mike Fuentes	1978-81
229	Scott Zech	1994-97

### HITS

335	Jeff Ledbetter	1979-82
331	Luis Alicea	1984-86
326	Frank Fazzini	1983-85
321	Ryan Barthelemy	1999-02
312	Jack Rye	2005-08
305	Jose Marzan	1984-87
302	Jeremy Morris	1994-97
298	Buster Posey	2006-08
296	Shane Robinson	2004-06
292	John-Ford Griffin	1999-01

### DOUBLES

78	John-Ford Griffin	1999-01
	Jeremy Morris	1994-97
67	Ryan Barthelemy	1999-02
65	John Sansone	2013-16
	Link Jarrett	1991-94
62	Mike Yastrzemski	1980-83
	Jeff Ledbetter	1979-82
59	Tyler Holt	2008-10
	Jose Marzan	1984-87
58	Devon Travis	2010-12
	Shane Robinson	2004-06
	Tony Richie	2001-03

### TRIPLES

19	Stephen Drew	2002-04
	Luis Alicea	1984-86
15	James Ramsey	2009-12
14	Tony Thomas, Jr.	2005-07
	Mickey Lopez	1993-95
13	J.D. Drew	1995-97
12	Jeremy Morris	1994-97
	Randy Hodges	1992-95
	Jose Marzan	1984-87
	Mike Yastrzemski	1980-83

### HOME RUNS

97	Jeff Ledbetter	1979-82
79	Frank Fazzini	1983-85
69	J.D. Drew	1995-97
64	Mike Fuentes	1978-81
55	James Tibbs III	2022-24
52	Mike McGee	2008-11
50	Ryan Barthelemy	1999-02
48	Paul Sorrento	1984-86
46	Jeremy Morris	1994-97
45	Ed Fulton	1985-87

### RUNS BATTED IN

346	Jeff Ledbetter	1979-82
273	Jeremy Morris	1994-97
270	Frank Fazzini	1983-85
261	Ryan Barthelemy	1999-02
257	J.D. Drew	1995-97
245	Mike McGee	2008-11
234	Mike Fuentes	1978-81
223	Mike Yastrzemski	1980-83
222	Paul Sorrento	1984-86
206	Buster Posey	2006-08

### TOTAL BASES

704	Jeff Ledbetter	1979-82
631	Frank Fazzini	1983-85
558	Ryan Barthelemy	1999-02
542	Jeremy Morris	1994-97
539	J.D. Drew	1995-97
521	Mike Fuentes	1978-81
510	Mike McGee	2008-11
493	Jose Marzan	1984-87
492	Luis Alicea	1984-86
487	Paul Sorrento	1984-86

### ON BASE PCT.

.521	J.D. Drew	1995-97
.510	Neil Martin	1958-59,61
.506	John-Ford Griffin	1999-01
.498	Gary Sprague	1966
.496	Lionel Martinez	1980-81
.495	Ken Smith	1952
.491	Bob Clem	1959-60
.487	Buster Posey	2006-08
.486	Tyler Holt	2008-10
.484	Mark Gilbert	1978

### STOLEN BASES

100	Shane Robinson	2004-06
98	Jose Marzan	1984-87
95	Marc Ronan	1988-90
91	Allen Bevis	1989-92
90	Edwin Alicea	1987-88
87	Brett Groves	1998-01
82	Scott Zech	1994-97
	Mickey Lopez	1993-95
80	Mark Barineau	1981-83
79	Tyler Holt	2008-10

### WALKS

203	Brooks Badeaux	1995-98
195	Paul Sorrento	1984-86
180	Sherman Johnson	2009-12
178	Taylor Walls	2015-17
177	Tyler Holt	2008-10
	Jeff Ledbetter	1979-82
175	J.D. Drew	1995-97
174	Doug Mientkiewicz	1993-95
	Mike Yastrzemski	1980-83
162	Jack Rye	2005-08

### STRIKEOUTS

252	Justin Gonzalez	2010-14
221	Reese Albert	2018-22
215	John Sansone	2013-16
210	Stuart Tapley	2008-11
201	Dylan Busby	2015-17
198	Nander De Sedas	2019-21, 2023
	Elijah Cabell	2019-21
191	Mike McGee	2008-11
184	Drew Mendoza	2017-19
	Ty Mueller	1989, 1991-93

### TOUGHEST TO STRIKEOUT

.050	Dale Koch, 218/11	1957-59
.051	Mike Augustine, 356/18	1962-64
.055	Randy Davidson, 218/12	1975
.056	Craig Patterson, 467/26	1978-79
.056	Gary Sprague, 195/11	1966
.057	Roy Mewbourne, 158/9	1966-67
.063	Rick Snyder, 416/26	1971-73
.064	Juan Bonilla, 233/15	1975
.068	Tom Thomas, 205/14	1964,66
.075	Wayne Mears, 173/13	1975

### TOTAL SACRIFICES

37	Aaron Cheesman	2002-05
35	Mike Martin, Jr.	1993-95
34	Barry Blackwell	1985-88
33	Jack Rye	2005-08
	Jose Marzan	1984-87
32	Brooks Badeaux	1995-98
31	Jose Zabala	1995-98
30	Stuart Tapley	2008-11
	Randy Hodges	1994-97
	Scott Zech	1992-95

### HIT BY PITCH

65	John Sansone	2013-16
61	Karl Jernigan	1998-01
46	Jose Zabala	1995-98
45	Jaime Ferrer	2022-24
41	Brett Groves	1998-00
40	Tommy Dravetz	2006-09
39	Justin Gonzalez	2010-13
37	Bryan Zech	2001-04
32	Elijah Cabell	2019-21
	Mat Nelson	2019-21
	Mark Barineau	1981-83

### BATTING AVG. 500+ AB

.427	John-Ford Griffin	1999-01
.410	Bob Clem	1959-60
.398	Buster Posey	2006-08
.393	Blane McDonald	1978
.391	J.D. Drew	1995-97
.384	Matt Diaz	1998-99
.383	Marshall McDougall	1999-00
.379	Gary Sprague	1966
.378	Bien Figueroa	1985-86
.374	Mike Fuentes	1978-81

### BATTING AVG. 300-499 AB

.427	Buddy Cribb	1988-90
.407	Bob Benda	1976-78
.379	Eddy Martinez-Esteve	2003-04
.377	Tom Rosa	1972-73
.376	Craig Patterson	1978-79
.360	Stephen Drew	2002-03
.357	Mark Lacy	1981-82
.354	Brian Cox	1997-98
.352	Terry Kennedy	1975-77
.350	Kenny Felder	1990-92
	Rob Bargas	1989-90

### BATTING AVG. 50-299 AB

.475	Steve Taddeo	1986-87
.445	Jim Sherrill	1972-73
.393	Tom Cook	1968
.386	Jim McArdle	1976-77
.377	Kevin Rigby	1978
.374	Tony Delmonico	2008
.372	Jim Weaver	1980
	Doug Casey	1978-79
.366	Joel Hicks	1976-77

### SLUGGING PCT. 500+ AB

.789	J.D. Drew	1995-97
.779	Jim Weaver	1980
.727	Jeff Ledbetter	1979-82
.714	Frank Fazzini	1983-85
.708	Marshall McDougall	1999-00
.700	Matt Diaz	1998-99
.693	Mike Fuentes	1978-81
.686	John-Ford Griffin	1999-01
.685	James Tibbs III	2022-24
.677	Mark Lacy	1981-82

### SLUGGING PCT. 300-499 AB

.748	Buddy Cribb	1988-90
.684	Mark Lacy	1981-82
.666	Brad Parker	1988-90
.659	Terry Kennedy	1975-77
.655	Stephen Drew	2002-03
.623	Kenny Felder	1990-92
.622	Chris Cawthon	1981-82
.606	Bob Benda	1976-78
.594	Cam Smith	2023-24
.590	Mat Nelson	2019-21

### SLUGGING PCT. 50-299 AB

.696	Tim Sherrill	1972-73
.678	Steve Taddeo	1986-87
.667	Joel Hicks	1976-77
.640	Mark Coulter	1976-77
.635	Scooby Morgan	1994-96
.620	Daniel Wardell	2003
.608	Eddy Martinez-Esteve	2003
.596	Sean Gilmartin	2009-10
.593	Sam Scott	1999
.590	Jim Lyttle	1966

# TOP 10

## CAREER PITCHING

### APPEARANCES

138	Chase Haney	2016-21
136	Kevin Lynch	2002-05
127	Daniel Hodges	2000-03
120	Jonah Scolaro	2018-22
116	Zach Diaz	1996-99
114	Gage Smith	2012-14
113	Ricky Kimball	1988-91
109	Chris Chavez	1996-99
108	Jimmy Marshall	2006-09
106	Matt DiBlasi	2003-06

### CAREER STARTS

78	Doug Little	1983-86
75	Blair Varnes	1999-02
62	Matt Lynch	2000-03
58	Mike Loynd	1983-86
	Mike Compton	2012-16
55	Jon McDonald	1998-00
52	Jonathan Johnson	1993-95
	Roger Bailey	1990-92
50	Sean Gilmartin	2009-11
49	Drew Parrish	2017-19

### RELIEF APPEARANCES

138	Chase Haney	2016-21
136	Kevin Lynch	2002-05
127	Daniel Hodges	2000-03
117	Jonah Scolaro	2018-22
114	Gage Smith	2012-14
111	Zach Diaz	1996-99
106	Matt DiBlasi	2003-06
	Jimmy Marshall	2006-09
98	Mike DiBlasi	1997-00
97	Alec Byrd	2014-17

### COMPLETE GAMES

22	Doug Little	1983-86
16	Richie Lewis	1985-87
15	Paul Wilson	1992-94
14	Dick Wiggins	1979-80
12	Jonathan Johnson	1993-95
	Rick Hatcher	1979-81
	Jim Riley	1978-79
	Brooks Carey	1978
11	Gar Finnold	1989-90
10	Randy Choate	1995-97
	George Lott	1969
	Gene Ammann	1968-69

### INNINGS PITCHED

549.0	Doug Little	1983-86
446.0	Blair Varnes	1999-02
398.1	Matt Lynch	2000-03
395.2	Mike Loynd	1983-86
382.2	Richie Lewis	1985-87
363.1	Jonathan Johnson	1993-95
338.0	Jon McDonald	1998-00
	Jeff Gray	1981-84
333.0	Roger Bailey	1990-92
330.0	Sean Gilmartin	2009-11

## STRIKEOUTS

520	Richie Lewis	1985-87
417	Mike Loynd	1983-86
391	Jonathan Johnson	1993-95
370	Doug Little	1983-86
346	Drew Parrish	2017-19
334	Matt Lynch	2000-03
326	Blair Varnes	1999-02
321	Sean Gilmartin	2009-11
320	Jon McDonald	1998-00
312	Chris Chavez	1996-99

### STRIKEOUTS PER 9 INNINGS (MIN. 50 IP)

14.15	Mac Scarce, 109/69.1	1970-71
13.64	Ross Dunn, 92/60.2	2021-22
12.98	Parker Messick, 289/200.1	2020-22
12.90	Mike DiBlasi, 151/105.1	1997-00
12.71	Jackson Baumeister, 136/96.1	2022-23
<b>12.51</b>	<b>Jamie Arnold, 208/149.2</b>	<b>2023-24</b>
12.47	Tony Avitable, 134/96.2	1955-56
12.38	Wyatt Crowell, 121/88.0	2021-23
12.33	Davis Hare, 100/73.0	2020-22
12.23	Richie Lewis, 520/382.2	1985-87

## WALKS

232	Richie Lewis	1985-87
178	Doug Little	1983-86
173	Mike Loynd	1983-86
162	Jonathan Johnson	1993-95
161	Chris Chavez	1996-99
156	Jon McDonald	1998-00
136	Roger Bailey	1990-92
132	Matt Lynch	2000-03
123	Steve Gelmine	1982-85
121	David Smalley	1980-83

### WALKS PER 9 INNINGS

1.38	George Lott	1968-69
1.51	Jeff Hill	1967-69
1.73	Frank Davis	1959-61
1.77	Gage Smith	2012-14
1.78	Eddie Cannon	2003
1.87	Steve Mastin	1968
	Daniel Hodges	2000-03
1.93	Parker Messick	2020-22
1.95	Mike Kelley	1975
2.00	Rod Byerly	1987-88

### STRIKEOUTS TO WALKS

6.72	Parker Messick	2020-22
5.29	Eddie Cannon	2003
5.27	George Lott	1968-69
5.23	Steve Mastin	1968
5.07	Antonio Velez	2019-20
4.66	Mike Ziegler	2000
4.40	Jack Anderson	2019-21
4.27	Andrew Karp	2016-18
4.00	Jeff Hill	1967-69
3.98	Frank Davis	1959-61

## HITS ALLOWED

533	Doug Little	1983-86
464	Blair Varnes	1999-02
416	Matt Lynch	2000-03
351	Jeff Gray	1981-84
348	Mike Loynd	1983-86
327	Mike Compton	2012-16
319	Jon McDonald	1998-00
317	Roger Bailey	1990-92
307	Sean Gilmartin	2009-11
280	Richie Lewis	1985-87

## RUNS ALLOWED

287	Doug Little	1983-86
232	Blair Varnes	1999-02
197	Matt Lynch	2000-03
	Mike Loynd	1983-86
193	Jeff Gray	1981-84
188	Jon McDonald	1998-00
181	Richie Lewis	1985-87
162	Sean Gilmartin	2009-11
155	Mark Sauls	2003-06
148	Roger Bailey	1990-92
	Mike Compton	2012-16

### EARNED RUNS ALLOWED

212	Doug Little	1983-86
193	Blair Varnes	1999-02
156	Matt Lynch	2000-03
151	Mike Loynd	1983-86
148	Jon McDonald	1998-00
144	Jeff Gray	1981-84
136	Richie Lewis	1985-87
131	Sean Gilmartin	2009-11
125	Drew Parrish	2017-19
121	Roger Bailey	1990-92

## WINS

49	Doug Little	1983-86
45	Mike Loynd	1983-86
42	Matt Lynch	2000-03
41	Blair Varnes	1999-02
38	Richie Lewis	1985-87
35	Roger Bailey	1990-92
34	Jonathan Johnson	1993-95
33	Sean Gilmartin	2009-11
32	Bryan Henry	2005-07
31	Jon McDonald	1998-00

## SAVES

32	Ricky Kimball	1988-91
31	Daniel Hodges	2000-03
30	Mac Scarce	1970-71
18	Daniel Bennett	2010-11
	Mike McGee	2008-11
16	Robert Benincasa	2010-12
	Mike DiBlasi	1997-00
15	Billy Strode	2013-15
	Philip Olson	1993-95
13	J.C. Flowers	2017-19
	Chris Chavez	1996-99

## LOSSES

18	Doug Little	1983-86
15	Cole Sands	2016-18
13	Sean Gilmartin	2009-11
	Jeff Gray	1981-84
12	Drew Carlton	2015-17
	Mike Compton	2012-16
	Jon McDonald	1998-00
	Richie Lewis	1985-87
	Martin Howell	1962-64
11	Conor Grady	2018-21
	Paul Wilson	1992-94

## SHUTOUTS

6	Paul Wilson	1992-94
4	Jonathan Johnson	1993-95
	Chris Pollack	1986-87
	Doug Little	1983-86
3	Matt Lynch	2000-03
	Chris Roberts	1990-92
	Clyde Keller	1988-89
	Ray Revak	1984-85
	Dick Wiggins	1979-80

### HOME RUNS ALLOWED

49	Doug Little	1983-86
41	Jeff Gray	1981-84
38	Matt Lynch	2000-03
37	Richie Lewis	1985-87
35	Sean Gilmartin	2009-11
34	Blair Varnes	1999-02
33	Drew Parrish	2017-19
32	Mike Loynd	1983-86
31	Chuck Howell	1994-97
26	Cole Sands	2016-18

### ERA 200+ IP

1.43	Gene Ammann	1968-70
1.79	Wayne Vincent	1966-68
1.88	Marv Stringfellow	1965-67
2.18	Jonathan Johnson	1993-95
2.25	Danny O'Brien	1973-75
2.37	Paul Wilson	1992-94
2.40	Larry Jones	1974-77
2.56	Daniel Hodges	2000-03
2.58	Bill Fuller	1970-73
2.60	Bryan Henry	2005-07

### ERA 100-199 IP

0.93	Pat Osburn	1970
1.27	Steve Mastin	1968
2.10	John Nedean	1990-93
2.33	Billy Strode	2013-15
2.37	Mike Slade	1968-70
2.44	Tyler Holton	2016-18
2.56	Gage Smith	2012-14
2.64	Terry Farmer	1973-74
2.65	David Yocum	1994-95
2.69	Tim Davis	1991-92

### ERA 50-99 IP

1.30	Mac Scarce	1970-71
1.30	Craig Skok	1968-69
1.60	John Ferguson	1969-70
1.79	Tom Henson	1969-70
1.83	George Lott	1968-69
1.88	Mike Reibling	1967-69
1.94	Jameis Winston	2013-14
2.05	Carl Gromek	1969-70
2.08	Barry McQueen	1971
2.15	Wyatt Crowell	2021-23

# TOP 10

## SEASON BATTING

### GAMES PLAYED

84	Paul Sorrento	1984
	Frank Fazzini	1984
82	Luis Alicea	1985
	Luis Alicea	1984
81	Frank Fazzini	1985
	Eric Mangham	1985
80	Bien Figuero	1985
78	Paul Sorrento	1985
	Jose Marzan	1984
	Mike Fuentes	1981

### AT BATS

357	Luis Alicea	1985
332	Frank Fazzini	1985
327	Luis Alicea	1984
320	Bien Figueroa	1985
317	Frank Fazzini	1984
312	Jeff Ledbetter	1982
307	Jose Marzan	1986
301	Chris Smith	2000
	Marshall McDougall	1999
	Matt Diaz	1999

### RUNS SCORED

110	J.D. Drew	1997
109	Frank Fazzini	1985
105	Jeff Ledbetter	1982
104	Marshall McDougall	1999
102	Bien Figuero	1985
100	Luis Alicea	1985
99	Mark Barineau	1982
97	Jody Reed	1983
96	Shane Robinson	2005
94	Luis Alicea	1986

### HITS

137	Frank Fazzini	1985
126	Marshall McDougall	1999
122	Shane Robinson	2005
121	John-Ford Griffin	2000
119	Buster Posey	2008
	Jeff Ledbetter	1982
118	Bien Figueroa	1985
116	Bien Figueroa	1986
	Luis Alicea	1985
114	Matt Diaz	1999

### CONSECUTIVE GAME HITS

40	Shane Robinson	2004-05
34	J.D. Drew	1997
33	Ryan Barthelemy	2002
	Marshall McDougall	1999
28	Brad Parker	1988
27	Luis Alicea	1984
26	Shane Robinson	2006
24	James Ramsey	2011
	Rick Figueroa	1982

## DOUBLES

36	Jeremy Morris	1996
33	Tony Thomas, Jr.	2007
	John-Ford Griffin	2000
30	John-Ford Griffin	2001
29	Don DeLoach	1980
28	Chris Smith	2000
27	Brian Cox	1998
26	John Sansone	2016
	Devon Travis	2011
	Tyler Holt	2010
	Tony Richie	2003
	Tony McQuade	2002
	Marshall McDougall	1999
	Nandy Serrano	1991

## TRIPLES

9	Luis Alicea	1985
	Dick Gold	1969
8	Stephen Drew	2003
	Randy Hodges	1994
	Mark Lacy	1982
7	Dave Moates	1969
6	James Ramsey	2010 & 2012
	Tony Thomas, Jr.	2007
	Jeremy Morris	1997
	Mickey Lopez	1993
	Edwin Alicea	1988
	Luis Alicea	1984
	Mark Barineau	1982
	Ron Cash	1971
	Mike Easom	1969

## HOME RUNS

42	Jeff Ledbetter	1982
32	Frank Fazzini	1985
31	J.D. Drew	1997
29	Frank Fazzini	1984
28	James Tibbs III	2024
	Marshall McDougall	1999
27	Mike Fuentes	1981
26	Buster Posey	2008
	Chris Cawthon	1982
25	Jeremy Morris	1997

## RUNS BATTED IN

124	Jeff Ledbetter	1982
118	Frank Fazzini	1985
116	Jeremy Morris	1997
106	Marshall McDougall	1999
103	Chris Cawthon	1982
100	J.D. Drew	1997
95	James Tibbs III	2024
	Jeff Ledbetter	1981
94	Ryan Barthelemy	2002
	Matt Diaz	1999
	J.D. Drew	1996

## TOTAL BASES

273	Jeff Ledbetter	1982
263	Frank Fazzini	1985
242	Marshall McDougall	1999
226	Buster Posey	2008
224	J.D. Drew	1997
212	Frank Fazzini	1984
207	Matt Diaz	1999
200	John-Ford Griffin	2001
198	Jeremy Morris	1997
197	Mike Fuentes	1981

## ON BASE PCT.

.604	J.D. Drew	1997
.566	Buster Posey	2008
.552	Tony Thomas, Jr.	2007
.542	John-Ford Griffin	2001
.539	Lionel Martinez	1980
.521	Neil Martin	1959
.520	Tyler Holt	2009
.517	Bob Clem	1959
.513	James Ramsey	2012
.508	J.D. Drew	1996

## STOLEN BASES

51	Edwin Alicea	1988
49	Shane Robinson	2005
48	Mark Gilbert	1978
43	Marc Ronan	1989
41	Eric Mangham	1986
39	Edwin Alicea	1987
	Jose Marzan	1987
36	Mark Barineau	1982
34	Tyler Holt	2009
	Brett Groves	2000
	Ronald Lewis	1987
	Marc Ronan	1987

## WALKS

84	J.D. Drew	1997
80	Mark Barineau	1982
	Lionel Martinez	1980
77	Ed Fulton	1987
75	Paul Sorrento	1984
	Lionel Martinez	1981
71	Edwin Alicea	1988
70	Drew Mendoza	2019
69	DJ Stewart	2015
	Sherman Johnson	2012

## STRIKEOUTS

88	Elijah Cabell	2019
78	Elijah Cabell	2021
77	Alex Toral	2022
75	Tony Thomas, Jr.	2005
74	Justin Gonzalez	2011
	Kenny Felder	1991
	Frank Fazzini	1984
73	Dylan Busby	2015
	Justin Gonzalez	2012
72	Drew Mendoza	2019
	Kevin Cash	1999

## TOUGHEST TO STRIKEOUT

.034	Ray Bazzell, 87/3	1960
.037	Mike Augustine, 136/5	1964
.040	Dale Koch, 100/4	1958
.042	Craig Patterson, 239/10	1979
.048	Rick Snyder, 227/11	1973
.049	Mike Augustine, 163/8	1963
.055	Randy Davidson, 218/12	1975
	Roy Mewbourne, 128/7	1967
.056	Gary Sprague, 195/11	1966
	Dick Howser, 89/5	1958

## TOTAL SACRIFICES

22	Aaron Cheesman	2005
19	Mark Barineau	1983
17	Mark Hallberg	2007
	Jose Zabala	1998
15	Randy Hodges	1995
14	Devon Travis	2010
	Mike Martin, Jr.	1994
13	Mat Nelson	2019
	J.C. Flowers	2017
	Stuart Tapley	2009
	Geoff Sprague	1997
	Nandy Serrano	1992

## HIT BY PITCH

24	Jose Zabala	1997
23	Jaime Ferrer	2022
	Karl Jernigan	2001
20	John Sansone	2015
	Karl Jernigan	2000
18	John Sansone	2014
17	Mat Nelson	2019
16	Jaime Ferrer	2024
	Stephen McGee	2012
15	Elijah Cabell	2020
	Bryan Zech	2002

## BATTING AVG. 200+ AB

.463	Buster Posey	2008
.455	J.D. Drew	1997
.450	John-Ford Griffin	2001
.430	Tony Thomas, Jr.	2007
.427	Shane Robinson	2005
.419	Marshall McDougall	1999
.413	Frank Fazzini	1985
.408	Mike Fuentes	1980
.403	John-Ford Griffin	2000
.402	Stephen Drew	2002

## BATTING AVG. 101-199 AB

.436	John-Ford Griffin	1999
	Bob Clem	1959
.404	Ken Suarez	1964
.399	Mike Augustine	1963
.391	Joe Hicks	1976
.387	Steve Nedeau	1994
.386	Mike Easom	1968
	Dick Howser	1956
.384	Tom Cook	1968
.383	Stuart Tapley	2008

## BATTING AVG. 50-100 AB

.415	Riley Sweeney	1955
.394	Robert Rosell	1956
.392	Fred Twomey	1955
.387	Stephen Cardullo	2008
.383	Bob Clem	1960
.368	Billy Cooter Mills	1954
.365	Owen McCarron	1958
.364	Dick Howser	1957
.363	John Cook	1992
.362	Lamar Brown	1949

# TOP 10

## SLUGGING PCT. 200+ AB

.961	J.D. Drew	1997
.879	Buster Posey	2008
.875	Jeff Ledbetter	1982
.804	Marshall McDougall	1999
.797	John-Ford Griffin	2001
.792	Jeremy Morris	1997
	Frank Fazzini	1985
.779	Jim Weaver	1980
.777	James Tibbs III	2024
.770	Fred Twomey	1955

## SLUGGING PCT. 50-199 AB

.815	Terry Kennedy	1976
.779	Jim Weaver	1980
.773	Mat Nelson	2021
.768	Mike McGee	2009
.732	Marc Giorando	1987
.723	Jeff Ledbetter	1979
.682	James Tibbs III	2023
	Joe Hicks	1976
.674	Tom Cook	1968
.641	Mark Lacy	1981

## SEASON PITCHING

### APPEARANCES

46	Kevin Lynch	2005
41	Bruce Tanner	1983
40	Gage Smith	2014
39	Gage Smith	2012
	Daniel Bennett	2011
	Tyler Chambliss	2005
	Matt DiBlasi	2005
	Daniel Hodges	2003
38	Jimmy Marshall	2008
37	Doug Treadway	1984

### GAMES STARTED

24	Mike Loynd	1986
23	Doug Little	1984
21	Randy Choate	1996
	Roger Bailey	1992
	Doug Little	1985
20	Matt Lynch	2002
	Blair Varnes	2000
	Mike Zeigler	2000
	Jon McDonald	1999 & 2000
	Nick Stocks	1999
	Jonathan Johnson	1994

### RELIEF APPEARANCES

46	Kevin Lynch	2005
41	Bruce Tanner	1983
40	Gage Smith	2014
39	Gage Smith	2012
	Daniel Bennett	2011
	Tyler Chambliss	2005
	Matt DiBlasi	2005
	Daniel Hodges	2003
38	Jimmy Marshall	2008
36	Alec Byrd	2017
	Dylan Silva	2015
	Rhett James	2003
	Daniel Hodges	2002

## COMPLETE GAMES

12	Brooks Carey	1978
10	Dick Wiggins	1979
	George Lott	1969
9	Paul Wilson	1994
	Gar Finnvoid	1990
8	Richie Lewis	1986
	Gene Ammann	1969
7	Jonathan Johnson	1995
	Richie Lewis	1987
	Doug Little	1983
	Jim Riley	1978

## INNINGS

164.2	Mike Loynd	1986
161.1	Doug Little	1984
151.1	Doug Little	1985
150.0	Randy Choate	1996
	Richie Lewis	1987
143.0	Paul Wilson	1994
139.1	Roger Bailey	1992
136.1	Gar Finnvoid	1990
134.2	Randy Choate	1997
134.1	Gar Finnvoid	1989

## WALKS

88	Richie Lewis	1987
72	Richie Lewis	1985 & 1986
69	Roger Bailey	1992
63	Mike Loynd	1985
58	Al Beccaccio	1963
57	Jonathan Johnson	1994
	Mike Loynd	1986
56	Doug Little	1983
55	Gene Ammann	1969

## WALKS PER 9 INNINGS 30+ INN.

0.84	Gage Smith	2014
1.13	Jeff Hill	1969
1.21	Daniel Hodges	2003
1.33	George Lott	1969
1.34	Frank Davis	1960
1.41	John Bentley	1998
1.42	Daniel Hodges	2002
1.48	Rod Byerly	1987
1.52	Mike Compton	2015
1.54	Robert Benincasa	2012

## STRIKEOUTS TO WALKS 30+ INN.

8.29	Robert Benincasa	2012
8.00	Parker Messick	2022
6.42	Jack Anderson	2021
6.26	Luke Weaver	2013
6.19	Sean Gilmartin	2011
<b>6.12</b>	<b>Jamie Arnold</b>	<b>2024</b>
6.00	Jeff Hill	1969
5.83	Mike Compton	2015
5.71	Andrew Karp	2018
5.58	Frank Davis	1960

## STRIKEOUTS

223	Mike Loynd	1986
202	Richie Lewis	1986
196	Richie Lewis	1987
161	Paul Wilson	1994
<b>159</b>	<b>Jamie Arnold</b>	<b>2024</b>
149	Mike Ziegler	2000
144	Parker Messick	2022
	Tyler Holton	2017
142	Tim Davis	1992
139	Nick Stocks	1999

## STRIKEOUTS PER 9 INNINGS 30+ INN.

15.00	Mac Scarce	36.0/60	1971
14.44	Ross Dunn	48.0/77	2022
<b>14.40</b>	<b>Cam Leiter</b>	<b>35.0/56</b>	<b>2024</b>
14.24	Richie Lewis	127.2/202	1986
13.73	Chris Whidden	39.1/60	1999
<b>13.60</b>	<b>Jamie Arnold</b>	<b>105.2/159</b>	<b>2024</b>
13.50	Luke Tucker	34.0/51	2006
13.24	Matt Dunbar	52.1/77	1988
13.23	Mac Scarce	33.1/49	1970
13.14	Parker Messick	98.2/144	2022

## HITS ALLOWED

167	Doug Little	1984
137	Doug Little	1986
136	Mike Loynd	1986
135	Doug Little	1985
134	Sean Gilmartin	2010
132	Matt Lynch	2002
129	Randy Choate	1996
127	Roger Bailey	1992
126	Blair Varnes	2000
124	Dick Wiggins	1979

## RUNS ALLOWED

95	Doug Little	1984
81	Doug Little	1986
73	Sean Gilmartin	2010
	Mike Loynd	1984
67	Richie Lewis	1987
66	Jon McDonald	2000
	Jeff Gray	1984
64	Blair Varnes	2000
63	Randy Choate	1997
	Mike Loynd	1986
	Kevin Smith	1985

## EARNED RUNS ALLOWED

79	Doug Little	1984
65	Sean Gilmartin	2010
56	Mike Loynd	1984
	Doug Little	1984
54	Randy Choate	1997
	Ray Revak	1984
53	Jon McDonald	1998
	Jeff Gray	1983
	Clem Freeman	1981
52	Matt Lynch	2002

## SAVES

18	Mac Scarce	1971
16	Robert Benincasa	2012
15	Daniel Bennett	2011
	Tyler Chambliss	2005
14	Billy Strode	2015
13	J.C. Flowers	2019
	Mike McGee	2010
12	Daniel Hodges	2003
	Daniel Hodges	2002
11	Justin Lord	2001
	Brad Gregory	1990

## WINS

20	Mike Loynd	1986
16	Doug Little	1985
15	Randy Choate	1996
	Roger Bailey	1992
	Gar Finnvoid	1990
	Richie Lewis	1987
14	Bryan Henry	2007
	Richie Lewis	1986
13	Matt Lynch	2002 & 2003
	Nick Stocks	1999
	Randy Choate	1997
	Paul Wilson	1994
	Clyde Keller	1989
	Mike Loynd	1985
	Brooks Carey	1978

## ERA 101+ IP

0.66	Gene Ammann	1970
0.92	Pat Osburn	1970
1.27	Gene Mastin	1968
1.48	Danny O'Brien	1975
1.51	Wayne Vincent	1966
1.62	Wayne Vincent	1969
1.68	Jonathan Johnson	1993
1.94	Larry Jones	1975
2.08	Paul Wilson	1994
	Gene Ammann	1969

## ERA 50-100 IP

1.32	Jack Bristol	1958
1.34	Craig Skok	1969
1.46	Scooby Morgan	1995
	Eddie Howell	1966
1.60	Frank Davis	1959
	Frank Slusser	1958
1.70	George Lott	1969
1.86	Al Beccaccio	1963
1.88	Matt Dunbar	1988
1.92	Danny O'Brien	1978

## SHUTOUTS

4	Paul Wilson	1993
3	Clyde Keller	1989
	Ray Revak	1984
2	Jonathan Johnson	1995
	Paul Wilson	1994
	Chris Roberts	1991
	Gar Finnvoid	1990
	Chris Pollack	1986 & 1987
	Doug Little	1985
	Jeff Gray	1982
	Dick Wiggins	1980
	Ken Fischer	1980
	Brooks Carey	1978
	George Lott	1969
	Craig Skok	1969

# TOP 10

## TEAM SEASON BATTING

### AT BATS

AB	GAMES	YEAR
2872	82	1985
2866	84	1984
2644	81	1981
2601	74	2002
2563	74	1982
2554	72	2000
2540	73	1998
2539	71	1999
2498	75	1994
2464	74	1986

### RUNS

RUNS	GAMES	YEAR
786	82	1985
752	74	1982
663	68	2008
655	74	1986
645	71	1999
644	84	1986
638	74	2002
	73	1998
	79	1981
635	67	1997

### HITS

HITS	GAMES	YEAR
947	82	1985
869	68	2008
839	74	1982
833	84	1984
831	71	1999
822	74	2002
814	72	2000
807	79	1981
801	74	1986
789	62	2007

### DOUBLES

2B	GAMES	YEAR
182	72	1990
180	72	2000
179	74	2002
176	71	1999
172	62	2007
163	63	2009
	68	2008
161		3 tied with 161

### TRIPLES

3B	GAMES	YEAR
35	68	1972
	52	1969
34	75	1994
33	74	1982
30	59	1970
29	63	1980
	52	1966
28	59	1973
27	73	1987
26		3 tied with 26

## HOME RUNS

HR	GAMES	YEAR
146	82	1985
131	66	2024
	74	1982
114	67	1997
113	79	1981
111	71	1999
103	68	2008
99	84	1984
94	73	1987
	63	1980

## RUNS BATTED IN

RBI	GAMES	YEAR
698	82	1985
658	74	1982
603	68	2008
592	71	1999
588	74	2002
565	74	1986
564	67	1997
561	79	1981
560	73	1998
550	63	1980

## TOTAL BASES

TB	GAMES	YEAR
1580	82	1985
1457	74	1982
1385	68	2008
1370	71	1999
1326	79	1981
1315	84	1984
1294	66	2024
1293	74	2002
1280	72	2000
1257	67	1997

## SLUGGING PCT.

%	GAMES	YEAR
.568	74	1982
.565	68	2008
.558	66	2024
	63	1980
.550	82	1985
.540	71	1999
.536	63	2009
.533	67	1997
.516	61	1979
.515	62	2007

## WALKS

BB	GAMES	YEAR
555	84	1984
524	74	1982
500	82	1985
483	74	1983
458	73	1987
449	74	1986
444	72	1989
435	68	2008
426	63	1980
422	72	1988
	79	1981

## STRIKEOUTS

SO	GAMES	YEAR
620	65	2019
599	55	2021
583	59	2022
552	65	2015
527	69	2017
	71	1999
520	84	1984
504	73	2005
500	73	1998
490	65	2011

## HIT BY PITCHES

HP	GAMES	YEAR
104	64	2013
97	66	2001
96	65	2015
	67	2012
94	74	2002
92	63	2016
90	69	2017
86	72	2000
84		3 tied with 84

## SACRIFICE FLIES

SF	GAMES	YEAR
47	73	2005
46	63	2009
45	68	2008
44	68	2010
	84	1984
42	60	2014
	66	2001
41	69	1996
40		3 tied with 40

## SACRIFICE HITS

SH	GAMES	YEAR
62	73	2005
53	75	1994
41	69	1996
39	73	1987
38	65	1993
37	65	2006
	67	1997
36		4 with with 36

## LEFT ON BASE

LOB	GAMES	YEAR
724	84	1984
649	68	2008
631	73	2005
627	82	1985
614	71	1999
610	74	2002
604	74	1983
602	72	2000
601	65	2011
587	67	2012

## STOLEN BASES

SB	GAMES	YEAR
232	73	1987
197	69	1988
184	74	1986
185	72	1990
162	69	1995
	72	1989
160	67	1997
132	75	1994
129	74	1983
124	69	1996

## STOLEN BASES ATTEMPTED

SBA	GAMES	YEAR
303	73	1987
249	74	1986
246	72	1990
242	69	1988
226	72	1989
207	69	1995
202	67	1997
192	75	1994
184	71	1991
182	65	1993

## BATTING AVG. MIN. 50 GAMES

BA	GAMES	YEAR
.355	68	2008
.350	62	2007
.337	63	1980
.330	82	1985
.327	71	1999
	74	1982
.325	74	1986
.322	69	1996
.321	63	2009
.319	72	2000
	61	1979

## TEAM SEASON PITCHING

### EARNED RUN AVG.

ERA	GAMES	YEAR
1.49	59	1970
1.98	52	1969
2.07	59	1975
2.27	41	1968
2.48	44	1967
2.72	69	1995
2.76	57	1971
2.89	59	1973
2.90	65	1993
2.92	64	2013

### OPPONENT BATTING AVG.

BA	GAMES	YEAR
.186	59	1970
.198	59	1975
.207	53	1976
.208	57	1971
.214	52	1966
.215	41	1968
.218	59	1973
.219	52	1969
.220	46	1967
.226	69	1995

# TOP 10

## SAVES

SV	GAMES	YEAR
29	72	1990
27	57	1971
24	65	2011
22	74	2002
21	67	2012
	68	1972
20	66	2024
	68	2010
18	73	2005
	74	1986

## INNINGS PITCHED

IP	GAMES	YEAR
738.0	84	1984
711.2	82	1985
665.2	79	1981
660.2	74	2002
659.0	75	1994
649.2	73	2005
648.2	72	2000
647.2	79	1989
647.0	73	1998
639.0	73	1987

## COMPLETE GAMES

CG	GAMES	YEAR
27	52	1969
25	59	1975
24	61	1979
23	63	1979
22	62	1978
	59	1970
21	74	1986
19	68	1972
16		2 tied with 16

## SHUTOUTS

SHO	GAMES	YEAR
15	59	1975
	59	1970
12	72	1989
11	69	1995
	59	1973
10	82	1985
	57	1971
9	41	1968

## HITS ALLOWED

HITS	GAMES	YEAR
756	84	1984
716	79	1981
686	74	2002
653	82	1985
650	72	1990
629	73	2005
617	68	2004
609	67	1997
605	73	1998
602	69	1988

## RUNS ALLOWED

RUNS	GAMES	YEAR
464	84	1984
407	79	1981
406	82	1985
376	68	2004
375	74	1982
359	54	2023
356	66	2024
	68	2010
355	63	2009
351	74	2002

## EARNED RUNS ALLOWED

ER	GAMES	YEAR
367	84	1984
320	66	2024
319	79	1981
305	54	2023
295	74	1982
294	82	1985
292	68	2010
291	74	2002
285	68	2004
281	63	2009

## HOME RUNS ALLOWED

HR	GAMES	YEAR
94	63	1980
82	84	1984
78	82	1985
77	66	2024
74	59	2022
65	54	2023
	74	1983
64	63	2009
63	68	2010
61	67	1991

## WALKS

BB	GAMES	YEAR
371	82	1985
340	68	1972
330	73	1998
319	74	1982
315	74	1983
310	84	1984
	79	1981
304	66	2024
303	63	2009
294	70	1992

## STRIKEOUTS

SO	GAMES	YEAR
718	74	1986
702	59	2022
694	66	2024
680	75	1994
662	71	1999
657	65	2019
	72	1989
640	69	2017
637	71	1991
635	62	2018

## PICKOFFS

PO	GAMES	YEAR
23	63	1974
22	84	1984
21	69	1988
20	68	2010
	64	2013
19	68	2008
18	68	2003
	63	1980
17	60	2014
16	59	1973

## FIELDING PCT.

	%	PO+A	E	YEAR
1.	.978	2306	51	2024
2.	.975	2300	60	2007
3.	.973	2872	81	1994
4.	.972	2469	71	2011
5.	.970	2342	72	2014
6.	.969	2531	80	2010
7.	.969	2244	71	2018
8.	.969	2536	81	1993
9.	.968	1995	65	2021
10.	.968	2660	89	1991

## NO HITTERS

1.	4/18/58	Frank Slusser vs. Miami	18-0
2.	4/28/67	Wayne Vincent at Ga. Southern	7-1
3.	3/27/68	Jeff Hill vs. Springfield	18-0
4.	3/27/68	Gene Ammann & Linwood Garrett vs. Wake Forest	3-0
5.	4/17/70	Gene Ammann at USF	7-0
6.	3/19/77	Mike McLeod vs. Olivet	23-0
7.	3/23/88	Jerry Nielsen vs. Charleston Southern	7-0
8.	2/18/98	Chris Chavez vs. Charleston Southern	13-0
9.	3/19/16	Cole Sands, Cobi Johnson & Jim Voyles vs. Toledo	3-2
10.	2/15/19	Drew Parrish, Chase Haney & Conor Grady vs. Maine	11-0



# BATTING/RBI/ERA CHAMPIONS

## BATTING CHAMPIONS

YR	BATTER	AVG	H	AB
1948	Jack Wilson	.298	20	67
1950	Ron Melton	.361	30	83
1951	Lee Bailey	.352	32	91
1952	Ralph Blinn	.317	20	63
1953	John Cuesta	.353	30	85
1954	Billy "Cooter" Mills	.368	32	87
1955	Jim Seever	.415	27	65
1956	Dick Howser	.415	27	65
1957	Dick Howser	.364	32	88
1958	Owen McCarron	.365	35	96
1959	Bob Clem	.436	44	101
1960	Bob Clem	.383	36	94
1961	Jack Dull	.370	40	108
1962	Woody Woodward	.365	54	148
1963	Mike Augustine	.399	65	163
1964	Ken Suarez	.404	44	109
1965	Gary Nichols	.333	29	87
1966	Gary Sprague	.369	74	195
1967	Bob Canty	.340	18	53
1968	Mike Easom	.386	56	145
1969	Dick Nichols	.336	45	138
1970	Dick Nichols	.338	80	237
1971	Ron Cash	.352	58	165
1972	Tom Rosa	.338	69	204
1973	Tom Rosa	.317	66	208
1974	Juan Bonilla	.351	82	232
1975	Steve Tebbets	.374	76	203
1976	Joe Hicks	.391	45	115
1977	Carlos Lezcano	.346	63	182
1978	Blane McDonald	.393	79	201
1979	Craig Patterson	.397	95	239
1980	Mike Fuentes	.408	95	232
1981	Mike Fuentes	.353	106	300
1982	Jeff Ledbetter	.381	119	312
1983	Frank Fazzini	.366	86	235
1984	Paul Sorrento	.349	103	295
1985	Frank Fazzini	.413	<b>137</b>	<b>332</b>
1986	Luis Alicea	.392	112	286
1987	Marc Giordano	.382	47	123
1988	Barry Blackwell	.348	79	227
1989	Bob Reboin	.333	67	190
1990	Rob Bargas	.376	79	210
1991	Eduardo Perez	.370	105	284
1992	Link Jarrett	.325	81	249
1993	Doug Mientkiewicz	.327	67	205
1994	Doug Mientkiewicz	.344	90	262
1995	Doug Mientkiewicz	.371	92	248
1996	J.D. Drew	.386	93	241
1997	J.D. Drew	.455	106	233
1998	Brian Cox	.393	112	285
1999	Marshall McDougall	.419	126	301
2000	John-Ford Griffin	.403	121	300
2001	John-Ford Griffin	.450	113	251
2002	Stephen Drew	.402	82	204
2003	Eddy Martinez-Esteve	.371	69	186
2004	Eddy Martinez-Esteve	.385	104	270
2005	Shane Robinson	.427	122	286
2006	Shane Robinson	.361	97	269
2007	Tony Thomas, Jr.	.430	111	258
2008	<b>Buster Posey</b>	<b>.463</b>	119	257
2009	Tyler Holt	.401	95	237
2010	Tyler Holt	.355	92	259
2011	James Ramsey	.364	91	250
2012	James Ramsey	.378	88	233
2013	DJ Stewart	.364	82	225
2014	DJ Stewart	.351	68	194
2015	DJ Stewart	.318	68	214
2016	Jackson Lueck	.379	50	132
2017	Jackson Lueck	.318	67	211
2018	Cal Raleigh	.326	75	230
2019	Mike Salvatore	.340	90	265
2020	Robby Martin	.324	22	68
2021	Mat Nelson	.330	64	194
2022	Jaime Ferrer	.320	70	219
2023	James Tibbs III	.338	66	195
2024	Cam Smith	.387	104	269

Single-season high in **bold**

## RBI CHAMPIONS

YR	BATTER	RBI	HR	R
1948	Dago Murphy	14	2	17
1949	Sam Cox	14	1	14
	Glenn Gresham	14	1	5
1950	Glenn Gresham	15	0	17
1951	Lee Bailey	21	4	23
1952	Bob Trowbridge	16	1	17
1954	Fred Twomey	19	1	18
1955	Fred Twomey	26	6	22
1956	Pfil Hunt	26	2	25
	Lee Corso	26	0	28
1957	Dick Howser	32	3	33
1958	Mike Copps	28	3	22
1959	Jack Dull	37	7	27
1960	Bob Clem	24	3	23
1961	Jack Dull	27	5	29
1962	Woody Woodward	33	7	38
1963	Woody Woodward	35	6	27
1964	Ken Suarez	30	6	25
1965	Randy Brown	37	7	35
1966	Jim Lyttle	51	13	58
1967	Dick Gold	19	1	27
	Mike Eason	19	4	15
1968	Tom Cook	47	9	33
1969	Dick Gold	50	4	33
1970	Ron Cash	47	3	47
1971	Herb Sikes	44	8	29
1972	John LiBrandi	58	4	62
1973	Rick Langford	39	6	43
1974	Juan Bonilla	44	5	37
1975	Steve Tebbets	42	5	41
1976	Terry Kennedy	64	21	64
1977	Carlos Lezcano	46	9	66
1978	Bob Benda	59	6	60
1979	Mike Fuentes	70	16	63
1980	Mike Fuentes	79	21	84
1981	Jeff Ledbetter	95	23	78
1982	Jeff Ledbetter	<b>124</b>	<b>42</b>	105
1983	Rick Figuero	66	17	66
1984	Frank Fazzini	89	29	87
1985	Frank Fazzini	118	33	<b>109</b>
1986	Paul Sorrento	86	22	80
1987	Ed Fulton	70	19	69
1988	Barry Blackwell	68	9	59
1989	Brad Parker	61	15	61
1990	Marc Ronan	60	6	75
1991	Pedro Grifol	80	16	58
1992	Chris Roberts	59	12	57
1993	Doug Mientkiewicz	47	4	40
1994	Doug Mientkiewicz	63	12	74
1995	Doug Mientkiewicz	80	19	75
1996	J.D. Drew	94	21	90
1997	Jeremy Morris	116	25	73
1998	Jeremy Salazar	91	19	69
1999	Marshall McDougall	106	28	104
2000	Ryan Barthelemy	71	14	59
2001	John-Ford Griffin	75	19	79
2002	Ryan Barthelemy	94	17	76
2003	Tony Richie	78	12	60
2004	Eddy Martinez-Esteve	81	19	57
2005	Gibbs Chapman	65	10	56
2006	Dennis Guinn	69	12	49
2007	Buster Posey	65	3	66
2008	Buster Posey	93	26	89
2009	Mike McGee	78	19	66
2010	Mike McGee	73	17	61
2011	James Ramsey	67	10	58
2012	Jayce Boyd	61	4	47
2013	Marcus Davis	62	9	56
2014	DJ Stewart	50	7	45
2015	DJ Stewart	59	15	62
2016	John Sansone	65	9	58
2017	Quincy Nieporte	82	11	41
2018	Cal Raleigh	54	13	44
2019	Drew Mendoza	56	16	60
2020	Elijah Cabell	28	7	18
2021	Mat Nelson	66	23	50
2022	Alex Toral	49	15	27
2023	James Tibbs III	43	17	61
2024	James Tibbs III	95	28	75

Single-season high in **bold**

## ERA CHAMPIONS

YR	PITCHER	ERA	ER	IP
1953	Max Long	1.90	9	42.2
1955	John Ash	2.41	11	41.0
1957	Tom Garcia	2.05	13	57.0
1958	Jack Bristol	1.16	10	77.2
1959	Frank Davis	1.60	18	101.1
1960	Frank Davis	2.46	22	80.2
1961	Ray McShane	2.92	17	52.1
1962	Allen Thomas	2.90	16	49.2
1963	Al Beccaccio	1.96	26	121.1
1964	Ken Creely	2.16	10	41.2
1965	Steve Marks	1.20	<b>4</b>	30.0
1966	Eddie Howell	1.46	14	85.2
1967	Mike Reibling	1.42	6	38.0
1968	Steve Mastin	1.27	15	106.0
1969	Craig Skok	1.34	11	74.0
1970	Gene Ammann	<b>0.66</b>	10	137.1
1971	Mac Scarce	1.00	<b>4</b>	36.0
1972	Randy Guemple	1.50	5	30.0
1973	Danny O'Brien	1.92	11	51.2
1974	Larry Jones	2.49	25	90.1
1975	Danny O'Brien	1.48	23	140.0
1976	Jackie Smith	2.36	19	72.1
1977	Mike McLeod	2.31	16	62.1
1978	Jim Riley	2.94	36	110.1
1979	Joe Nichols	2.64	9	30.2
1980	Rick Hatcher	2.95	28	85.1
1981	Tim Phillips	2.83	23	73.2
1982	Jay Keeler	3.00	28	84.0
1983	Bruce Tanner	2.44	18	66.1
1984	Ray Revak	3.71	54	131.0
1985	Doug Little	2.31	39	151.1
1986	Mike Loynd	2.45	45	<b>164.2</b>
1987	Chris Pollack	2.66	38	128.1
1988	Matt Dunbar	1.88	11	52.1
1989	Mike Brady	2.25	16	64.0
1990	Brad Gregory	2.43	25	92.2
1991	John Nedeau	1.67	6	32.1
1992	LaWhit Lizzmore	2.10	7	30.0
1993	Jonathan Johnson	1.68	20	107.1
1994	Paul Wilson	2.08	33	143.0
1995	Phil Olson	1.19	5	37.2
1996	Mike Davis	2.26	15	59.2
1997	Zach Diaz	3.26	25	69.0
1998	Mike DiBlasi	1.14	<b>4</b>	31.2
1999	Chris Ginn	1.31	5	34.1
2000	Nick Whidden	1.60	6	33.2
2001	Eric Roman	0.89	<b>4</b>	40.1
2002	Daniel Hodges	2.56	18	63.1
2003	Daniel Hodges	2.08	12	52.0
2004	Kevin Lynch	2.43	10	37.0
2005	Kevin Lynch	2.03	14	62.0
2006	Luke Tucker	1.06	<b>4</b>	34.0
2007	Jimmy Marshall	1.39	5	32.1
2008	Bo O'Dell	3.60	22	55.0
2009	Sean Gilmartin	3.49	38	98.0
2010	Daniel Bennett	3.51	16	41.0
2011	Sean Gilmartin	2.09	28	120.1
2012	Robert Benincasa	1.32	6	41.0
2013	Scott Sitz	2.09	22	94.2
2014	Jameis Winston	1.08	<b>4</b>	33.1
2015	Billy Strode	1.80	7	35.0
2016	Alec Byrd	2.20	8	32.2
2017	Tyler Holton	2.34	31	119.1
2018	Drew Parrish	2.52	30	107.0
2019	Chase Haney	2.41	10	37.1
2020	Antonio Velez*	0.52	1	17.1
2021	Jack Anderson	2.47	11	40.0
2022	Wyatt Crowell	2.12	12	51.0
2023	Andrew Armstrong	4.19	27	58.0
2024	Jamie Arnold	2.98	35	105.2

Single-season best in **bold**

\*In 2020, no players reached 30 IP due to shortened season



# YEAR-BY-YEAR HITTING

YEAR	G	AB	R	H	RBI	AVG	2B	3B	HR	TB	SLG	BB	SO	SB	CS	SH	SF	HBP
2024	66	2317	588	729	531	.315	138	17	131	1294	.558	333	470	68	10	20	35	77
2023	54	1878	316	518	291	.276	103	18	55	822	.438	181	474	31	12	18	14	36
2022	59	2012	333	527	306	.262	115	7	61	839	.417	237	583	44	18	12	17	79
2021	55	1860	335	449	309	.241	80	3	80	775	.417	264	599	24	10	14	12	71
2020	17	580	135	150	122	.259	36	2	15	235	.405	116	212	19	3	5	6	43
2019	65	2151	433	572	405	.266	114	13	81	955	.444	383	<b>620</b>	47	17	19	31	84
2018	62	2053	414	545	362	.265	123	6	67	881	.429	390	486	36	13	22	33	74
2017	69	2317	502	627	457	.271	118	11	77	998	.431	396	527	59	15	34	39	90
2016	63	2159	460	635	405	.294	142	12	57	972	.450	332	439	64	18	26	36	92
2015	65	2154	435	558	387	.259	113	6	59	860	.399	379	552	60	19	26	23	96
2014	60	2001	393	547	363	.273	110	12	26	759	.379	330	439	58	15	26	42	84
2013	64	2101	435	604	394	.287	146	18	35	891	.424	359	390	44	27	32	33	<b>104</b>
2012	67	2229	459	627	413	.281	139	10	46	924	.415	386	451	63	25	25	38	96
2011	65	2250	474	660	428	.293	152	9	61	1013	.450	381	490	76	20	23	34	80
2010	68	2291	543	688	485	.300	147	22	86	1137	.496	402	489	97	18	36	44	61
2009	63	2152	550	691	496	.321	163	16	89	1153	.536	386	475	94	28	33	46	68
2008	68	2450	663	869	603	<b>.355</b>	163	22	103	1385	.565	435	435	68	37	32	45	75
2007	58	2256	562	789	499	.350	172	21	53	1162	.515	308	330	75	20	33	35	66
2006	65	2268	483	677	440	.299	125	18	69	1045	.461	319	450	99	29	37	36	70
2005	73	2421	484	706	446	.292	150	18	55	1057	.437	396	504	113	35	<b>62</b>	<b>47</b>	75
2004	68	2393	530	732	473	.306	145	24	81	1168	.488	347	472	89	18	36	40	74
2003	68	2362	574	727	509	.308	161	19	81	1169	.495	371	416	98	27	36	32	77
2002	74	2601	638	822	588	.316	179	20	84	1293	.497	380	476	82	31	26	40	94
2001	66	2287	500	703	443	.307	161	17	67	1099	.481	313	410	101	36	18	42	97
2000	72	2554	573	814	522	.319	180	20	82	1280	.501	362	449	80	28	15	33	86
1999	71	2539	645	831	592	.327	176	15	111	1370	.540	408	527	89	29	12	26	78
1998	73	2540	638	779	560	.307	160	19	85	1232	.485	395	500	94	34	36	37	84
1997	67	2360	635	736	564	.312	145	17	114	1257	.533	403	467	160	42	37	29	74
1996	69	2310	596	744	525	.322	152	22	66	1138	.493	370	436	124	41	41	41	52
1995	69	2344	561	686	506	.293	127	23	69	1066	.455	396	437	162	45	34	37	49
1994	75	2498	508	739	454	.296	153	34	48	1104	.442	347	429	132	60	53	31	55
1993	65	2141	424	599	366	.280	111	13	48	880	.411	361	449	120	62	38	28	40
1992	70	2354	472	706	412	.300	161	17	49	1048	.445	301	453	105	54	26	35	53
1991	71	2462	543	733	468	.298	154	12	76	1139	.463	335	443	116	68	20	25	61
1990	72	2427	555	742	475	.306	<b>182</b>	18	44	1092	.450	407	393	165	<b>81</b>	23	36	39
1989	72	2391	513	693	428	.290	109	10	55	987	.413	444	422	162	64	29	36	37
1988	69	2292	567	690	482	.302	99	19	63	1018	.443	422	415	197	45	33	32	48
1987	73	2419	579	742	495	.307	125	27	94	1203	.493	458	387	<b>232</b>	71	39	31	29
1986	74	2464	655	801	565	.325	150	20	84	1243	.504	449	365	184	65	31	40	23
1985	82	<b>2872</b>	<b>786</b>	<b>947</b>	<b>698</b>	.330	143	26	<b>146</b>	<b>1580</b>	.550	500	415	120	34	20	38	34
1984	<b>84</b>	2866	644	833	561	.291	149	18	99	1315	.459	<b>555</b>	520	116	65	25	44	46
1983	74	2440	593	737	518	.302	139	15	89	1173	.481	483	320	129	45	30	36	42
1982	74	2563	752	839	658	.327	159	33	131	1264	<b>.568</b>	524	305	121	26	13	33	38
1981	79	2664	638	807	561	.303	148	16	113	1326	.498	422	337	94	25	8	38	31
1980	63	2100	630	708	550	.337	124	24	94	1142	.558	426	266	101	24	11	30	27
1979	61	1970	494	629	435	.319	105	18	82	1016	.512	335	266	94	16	11	35	22
1978	62	1989	457	614	367	.309	93	18	49	890	.447	318	282	104	25	24	22	23
1977	50	1696	380	459	326	.271	70	21	61	777	.458	275	282	105	18	16	28	18
1976	53	1708	453	524	378	.307	92	19	64	846	.495	334	263	87	21	15	24	19
1975	59	1999	371	599	321	.300	96	20	48	879	.440	262	246	118	30	21	29	16
1974	63	2032	320	545	279	.268	74	14	27	728	.358	271	238	68	22	10	21	13
1973	59	1975	331	570	273	.289	90	28	22	782	.396	272	259	96	41	21	21	20
1972	68	2305	473	670	403	.291	101	<b>35</b>	46	979	.425	365	334	78	-	-	-	-
1971	57	1875	341	528	301	.282	74	26	46	792	.422	251	253	75	-	-	-	-
1970	59	1995	361	553	302	.277	65	30	23	747	.374	293	268	90	-	-	-	-
1969	52	1769	303	483	257	.273	59	<b>35</b>	31	705	.399	217	336	69	-	-	-	-
1968	41	1398	281	397	233	.284	49	26	29	585	.418	216	260	50	-	-	-	-
1967	46	1474	214	345	173	.234	50	11	20	477	.324	213	215	57	-	-	-	-
1966	52	1808	417	541	354	.294	80	29	52	828	.458	277	226	105	-	-	-	-
1965	44	1475	301	414	273	.281	60	24	37	633	.429	188	217	44	-	-	-	-
1964	-	-	-	-	-	-	-	-	-	-	-	-	-	-	-	-	-	-
*1963	32	1104	210	314	167	.284	42	12	18	421	.381	115	157	17	-	-	-	-
*1962	28	1011	209	307	164	.304	47	15	27	465	.460	143	133	60	-	-	-	-
*1961	25	904	195	278	161	.308	28	15	14	378	.418	129	129	44	-	-	-	-
1960	-	-	-	-	-	-	-	-	-	-	-	-	-	-	-	-	-	-
*1959	26	904	202	261	165	.289	38	7	13	352	.389	179	144	31	-	-	-	-
*1958	24	847	186	251	158	.296	34	18	15	366	.432	87	115	60	-	-	-	-
1948-57	-	-	-	-	-	-	-	-	-	-	-	-	-	-	-	-	-	-

BOLD - school record

\*Regular Season Statistics Only





# YEAR-BY-YEAR PITCHING

YEAR	W-L-T	SV	ERA	CG	SHO	IP	H	R	ER	BB	SO	HBP	PO	A	E	FLD%
2024	49-17	20	4.93	0	4	584.1	562	356	320	304	694	81	1753	553	51	.978
2023	23-31	9	5.75	0	1	477.2	494	359	305	267	518	65	1433	506	69	.966
2022	34-25	10	4.23	0	4	534.0	480	293	251	210	702	69	1602	504	73	.966
2021	31-24	11	3.45	0	4	495.2	430	250	190	197	628	55	1487	508	65	.968
2020	12-5	2	2.50	0	1	155.0	108	58	43	68	208	10	465	138	32	.950
2019	42-23	17	4.42	0	4	570.2	523	325	280	272	657	39	1712	534	84	.964
2018	43-19	14	3.93	4	5	559.1	475	281	244	249	635	54	1678	566	71	.969
2017	46-23	9	3.75	4	6	619.1	566	311	258	211	640	65	1858	678	78	.970
2016	41-22	8	3.69	1	3	568.0	517	293	233	225	513	64	1704	678	78	.968
2015	44-21	16	3.87	1	4	584.0	576	312	251	222	578	42	1752	645	93	.963
2014	43-17	11	3.08	4	7	543.0	482	217	186	182	432	37	1629	713	72	.970
2013	47-17	13	2.92	1	7	567.2	519	238	184	189	501	39	1703	640	82	.966
2012	50-17	21	3.47	0	7	598.1	569	275	231	228	498	41	1795	673	81	.968
2011	46-19	24	3.81	1	6	584.0	539	290	247	243	493	48	1752	717	71	.972
2010	48-20	20	4.39	0	2	598.2	597	356	292	272	544	60	1796	735	80	.969
2009	45-18	13	4.58	2	0	551.2	532	355	281	303	468	65	1655	698	97	.960
2008	54-14	15	4.16	2	3	597.0	578	344	276	266	504	61	1791	657	103	.960
2007	45-13	13	3.57	0	5	552.0	502	259	219	211	482	58	1656	644	60	.975
2006	44-21	13	3.54	2	7	587.0	572	296	231	228	519	59	1761	739	86	.967
2005	53-20	18	3.53	2	2	649.2	629	322	255	249	538	65	1949	821	95	.967
2004	45-23	13	4.23	2	3	606.1	617	376	285	221	501	70	1819	708	124	.953
2003	54-13-1	13	2.96	2	9	613.2	563	276	202	187	569	33	1841	734	95	.964
2002	60-14	22	3.96	4	4	660.2	686	351	291	181	522	55	1982	799	99	.966
2001	47-19	17	3.47	3	4	588.1	598	301	227	204	520	66	1765	633	115	.954
2000	53-19	12	3.23	7	6	648.2	599	303	233	244	631	51	1946	801	119	.958
1999	57-14	17	3.18	2	2	633.0	542	270	224	268	662	53	1899	748	102	.963
1998	53-20	14	3.78	7	7	647.0	605	337	272	330	557	53	1941	897	100	.966
1997	50-17	16	4.13	7	3	606.1	609	331	278	242	580	51	1819	773	108	.960
1996	52-17	12	3.55	9	3	598.0	549	296	236	284	523	60	1794	770	108	.960
1995	53-16	9	2.72	12	7	621.1	514	249	188	259	628	48	1864	808	101	.964
1994	53-22	14	3.09	16	8	659.0	568	271	226	258	680	46	1977	895	81	.973
1993	46-19	11	2.90	10	8	589.0	509	229	190	254	620	35	1767	769	81	.969
1992	49-21	15	3.02	14	7	617.2	524	267	207	294	629	32	1853	789	118	.957
1991	57-14	17	3.37	14	8	637.2	575	273	239	250	637	18	1913	747	89	.968
1990	57-15	29	3.19	13	5	636.2	650	290	226	215	573	34	1915	864	124	.957
1989	54-18	15	3.06	10	12	647.2	559	275	220	256	657	27	1942	780	107	.962
1988	50-18-1	16	3.35	9	3	607.2	602	309	226	256	592	17	1823	698	128	.952
1987	55-18	15	3.40	15	3	639.0	581	319	242	287	612	16	1917	719	113	.959
1986	61-13	18	3.64	21	7	637.1	595	333	258	266	718	23	1912	755	115	.958
1985	59-23	17	3.72	13	10	711.2	653	406	294	371	578	28	2135	894	155	.952
1984	55-29	16	4.48	13	4	738.0	756	464	367	310	502	22	2212	1126	167	.952
1983	55-18	13	3.93	11	4	630.0	574	333	275	315	495	20	1890	899	123	.958
1982	56-17	11	4.18	12	8	634.2	586	375	295	319	492	17	1904	812	123	.957
1981	56-23	17	4.31	13	3	665.2	716	407	319	310	483	22	-	-	-	.953
1980	51-12	6	4.07	16	6	521.2	546	306	236	253	317	13	-	-	-	.956
1979	43-17-1	8	4.27	24	4	501.2	538	272	238	193	314	11	-	-	-	.965
1978	44-18	7	4.37	22	4	498.1	529	303	242	267	332	23	-	-	-	.951
1977	37-13	1	3.51	11	4	432.1	375	226	169	241	349	6	1297	445	90	.951
1976	40-16	6	3.32	15	5	411.2	332	216	159	263	376	21	-	-	-	.949
1975	49-10	12	2.07	25	15	516.1	366	163	119	241	411	29	1549	598	86	.961
1974	37-25	10	3.28	23	6	535.1	460	269	195	280	401	18	-	-	-	-
1973	38-21	17	2.89	14	11	513.1	413	218	165	272	383	12	-	-	-	.954
1972	45-23	21	3.52	19	2	594.2	578	325	233	340	382	-	-	-	-	-
1971	41-16	27	2.76	9	10	489.2	376	208	150	242	424	-	-	-	-	-
1970	49-9-1	-	1.49	22	15	532.1	349	144	88	278	528	-	-	-	-	-
1969	39-12-1	-	1.98	27	7	457.2	375	158	101	155	404	-	-	-	-	-
1968	35-6	-	2.27	14	9	372.2	296	120	94	149	369	-	-	-	-	-
1967	30-14	-	2.48	25	5	245.2	329	155	108	132	330	-	-	-	-	-
1966	39-13	-	2.67	-	8	455.2	360	185	135	178	413	-	-	-	-	-
1965	32-11-1	-	3.25	-	2	371.1	318	170	134	150	261	-	-	-	-	-
1964	-	-	-	-	-	-	-	-	-	-	-	-	-	-	-	-
*1963	22-10	-	2.61	-	4	276.0	204	124	80	155	157	-	-	-	-	-
*1962	17-11	-	4.43	9	0	250.0	269	178	123	152	181	-	-	-	-	-
*1961	20-5	-	3.62	12	2	219.0	231	126	88	89	150	-	-	-	-	-
1960	-	-	-	-	-	-	-	-	-	-	-	-	-	-	-	-
*1959	17-9	-	2.47	11	3	233.1	190	111	64	90	179	-	-	-	-	-
*1958	19-5	-	2.47	13	2	212.0	165	91	58	82	189	-	-	-	-	-
1948-57	-	-	-	-	-	-	-	-	-	-	-	-	-	-	-	-

BOLD - school record

\*Regular Season Statistics Only



# YEAR-BY-YEAR COACHES/FINAL RANKINGS

YEAR	COACH (SEASON)	CAPTAINS	W-L-T	Postseason	CB	BA	USA	NCBWA	D1	PG
1948	Charlie Armstrong (1)	Ron Nettles	9-8-0	--	--	--	--	--	--	--
1949	Charlie Armstrong (2)	Sam Cox	11-8-0	--	--	--	--	--	--	--
1950	Charlie Armstrong (3)	Bob Trowbridge	13-7-0	--	--	--	--	--	--	--
1951	Charlie Armstrong (4)	Augie Pompelia	13-6-0	--	--	--	--	--	--	--
1952	Ralph Matherly (1)	Bob Trowbridge	17-4-0	--	--	--	--	--	--	--
1953	Ralph Matherly (2)	Billy "Cooter" Mills	13-10-1	--	--	--	--	--	--	--
1954	Ralph Matherly (3)	Bob Hudson	13-8-0	--	--	--	--	--	--	--
1955	Danny Litwhiler (1)	Billy Campbell, Bob Hudson	17-6-0	--	--	--	--	--	--	--
1956	Danny Litwhiler (2)	Max Long	25-7-0	District 3	--	--	--	--	--	--
1957	Danny Litwhiler (3)	Carlee Hendrix	22-9-0	Coll. World Series	--	--	--	--	--	--
1958	Danny Litwhiler (4)	Dick Howser	20-7-0	District 3	--	--	--	--	--	--
1959	Danny Litwhiler (5)	Dale Koch	22-11-0	District 3	--	--	--	--	--	--
1960	Danny Litwhiler (6)	Ray Bazzell	13-9-0	--	--	--	--	--	--	--
1961	Danny Litwhiler (7)	Frank Davis, Jack Dull	21-7-0	District 3	17	--	--	--	--	--
1962	Danny Litwhiler (8)	Ray McShane, Bob Madison	23-14-0	Coll. World Series	4	--	--	--	--	--
1963	Danny Litwhiler (9)	Al Beccaccio	26-13-0	Coll. World Series	6	--	--	--	--	--
1964	Fred Hatfield (1)	Jim Reed	23-13-0	--	--	--	--	--	--	--
1965	Fred Hatfield (2)	Gerry Chmielewski	32-11-1	Coll. World Series	5	--	--	--	--	--
1966	Fred Hatfield (3)	Dick Fernandez	39-13-0	District 3	9	--	--	--	--	--
1967	Fred Hatfield (4)	Roy Mewbourne	32-14-0	District 3	13	--	--	--	--	--
1968	Fred Hatfield (5)	Chuck Cone, Bob Canty	35-6-0	District 3	12	--	--	--	--	--
1969	Jack Stallings (1)	Dick Gold, Mike Easom	38-13-1	--	10	--	--	--	--	--
1970	Jack Stallings (2)	Dick Nichols	49-9-1	Coll. World Series	2	--	--	--	--	--
1971	Jack Stallings (3)	Harry Saferight, Ron Cash	41-17-0	--	23	--	--	--	--	--
1972	Jack Stallings (4)	Ken Doria, Mike Scarce	45-23-0	District 3	19	--	--	--	--	--
1973	Jack Stallings (5)	John Librandi, Denny Williams	38-21-0	--	24	--	--	--	--	--
1974	Jack Stallings (6)	Randy Davidson	37-25-1	--	--	--	--	--	--	--
1975	Woody Woodward (1)	Randy Davidson	49-10-0	Coll. World Series	7	--	--	--	--	--
1976	Woody Woodward (2)	Craig Eaton	40-16-0	NCAA Regionals	--	--	--	--	--	--
1977	Woody Woodward (3)	Larry Jones	37-13-0	--	--	--	--	--	--	--
1978	Woody Woodward (4)	Brooks Carey, Greg Jones	44-18-0	NCAA Regionals	--	--	--	--	--	--
1979	Dick Howser (1)	Craig Patterson	43-17-1	NCAA Regionals	27	--	--	--	--	--
1980	Mike Martin (1)	Don DeLoach, Craig Ramsey	51-12-0	Coll. World Series	7	--	--	--	--	--
1981	Mike Martin (2)	Mike Fuentes, Rick Hatcher	56-23-0	NCAA Regionals	16	14	--	--	--	--
1982	Mike Martin (3)	Jeff Ledbetter	56-17-1	NCAA Regionals	22	16	--	--	--	--
1983	Mike Martin (4)	Mike Yastrzemski, Rick Figueroa	55-18-1	NCAA Regionals	15	7	--	--	--	--
1984	Mike Martin (5)	Jody Reed, Jeff Gray	55-29-0	NCAA Regionals	--	--	--	--	--	--
1985	Mike Martin (6)	Frank Fazzini, Jimmy Jones	59-23-0	NCAA Regionals	20	12	--	--	--	--
1986	Mike Martin (7)	Luis Alicea, Doug Little, Mike Loynd	61-13-0	Coll. World Series	2	2	--	--	--	--
1987	Mike Martin (8)	Ed Fulton, Jose Marzan	55-18-0	Coll. World Series	6	6	--	--	--	--
1988	Mike Martin (9)	Barry Blackwell, Edwin Alicea	50-18-1	NCAA Regionals	15	17	--	--	--	--
1989	Mike Martin (10)	Clyde Keller	54-18-0	Coll. World Series	3	4	--	--	--	--
1990	Mike Martin (11)	Marc Ronan, Gar Finnvoold	57-15-0	NCAA Regionals	10	8	--	--	--	--
1991	Mike Martin (12)	Pedro Grifol, Eduardo Perez, Ricky Kimball	57-14-0	Coll. World Series	7	5	--	--	--	--
1992	Mike Martin (13)	Chris Roberts, Nandy Serrano, Roger Bailey	49-21-0	Coll. World Series	5	9	6	--	--	--
1993	Mike Martin (14)	Ty Mueller, John Wasdin	46-19-0	NCAA Regionals	22	15	13	--	--	--
1994	Mike Martin (15)	Link Jarrett, Jack Niles	53-22-0	Coll. World Series	6	7	6	--	--	--
1995	Mike Martin (16)	Randy Hodges, Mike Martin, Jr., Doug Mientkiewicz	53-16-0	Coll. World Series	5	3	4	--	--	--
1996	Mike Martin (17)	Scooby Morgan, Steve Nedeau	52-17-0	Coll. World Series	6	6	5	--	--	--
1997	Mike Martin (18)	Jeremy Morris, Scott Zech, Chuck Howell	50-17-0	NCAA Regionals	9	9	9	--	--	--
1998	Mike Martin (19)	Jeremy Salazar, Brooks Badeaux, Jose Zabala, Brian Cox	53-20-0	Coll. World Series	8	7	8	--	--	--
1999	Mike Martin (20)	Chris Chavez, Zach Diaz, Jeremiah Klosterman	57-14-0	Coll. World Series	2	2	2	--	--	--
2000	Mike Martin (21)	Mike DiBlasi, John Halliday, Marshall McDougall	53-19-0	Coll. World Series	3	3	3	--	--	--
2001	Mike Martin (22)	Karl Jernigan, Brett Groves	47-19-0	NCAA Supers	9	10	10	--	--	--
2002	Mike Martin (23)	Ryan Barthelemy, Blair Varnes, Mike Futrell	60-14-0	NCAA Supers	9	7	9	--	--	--
2003	Mike Martin (24)	Matt Lynch, Daniel Hodges, Tony Richie	54-13-1	NCAA Supers	9	6	8	--	--	--
2004	Mike Martin (25)	Aaron Cheesman	45-23-0	NCAA Supers	14	14	14	--	--	--
2005	Mike Martin (26)	Aaron Cheesman	53-20-0	NCAA Supers	15	16	14	11	--	--
2006	Mike Martin (27)	Matt DiBlasi, Ryne Malone, Shane Robinson	44-21-0	NCAA Regionals	24	--	20	24	--	--
2007	Mike Martin (28)	Bryan Henry	45-13-0	NCAA Regionals	10	14	15	14	--	--
2008	Mike Martin (29)	Buster Posey, Jack Rye	54-14-0	Coll. World Series	7	7	8	8	--	--
2009	Mike Martin (30)	Jimmy Marshall, Ruairi O'Connor, Tommy Oravetz	45-18-0	NCAA Supers	10	9	10	10	--	--
2010	Mike Martin (31)	Stephen Cardullo, Tyler Holt	48-20-0	Coll. World Series	6	6	6	6	--	--
2011	Mike Martin (32)	Mike McGee, Stuart Tapley	46-19-0	NCAA Supers	9	8	9	10	--	--
2012	Mike Martin (33)	James Ramsey	50-17-0	Coll. World Series	4	4	3	4	--	--
2013	Mike Martin (34)	Justin Gonzalez	47-17-0	NCAA Supers	12	12	13	12	--	--
2014	Mike Martin (35)	Justin Gonzalez	43-17-0	NCAA Regionals	23	19	21	23	--	--
2015	Mike Martin (36)	Mike Compton, DJ Stewart	44-21-0	NCAA Supers	23	19	21	23	--	--
2016	Mike Martin (37)	Mike Compton, John Sansone	41-22-0	NCAA Supers	14	13	13	13	14	17
2017	Mike Martin (38)	Drew Carlton, Taylor Walls	46-23-0	Coll. World Series	6	6	6	6	6	9
2018	Mike Martin (39)	Tyler Holton, Cal Raleigh	43-19-0	NCAA Regionals	--	20	21	22	21	17
2019	Mike Martin (40)	Drew Mendoza, Drew Parrish	42-23-0	Coll. World Series	6	7	7	6	8	8
2020	Mike Martin, Jr. (1)	Chase Haney	12-5-0	--	13	19	16	13	15	--
2021	Mike Martin, Jr. (2)	Chase Haney	31-24-0	NCAA Regionals	--	--	--	--	--	--
2022	Mike Martin, Jr. (3)	Reese Albert, Parker Messick	34-25-0	NCAA Regionals	--	--	--	--	--	--
2023	Link Jarrett (1)	Jordan Carrion, Wyatt Crowell, Jaime Ferrer, Carson Montgomery	23-31-0	--	--	--	--	--	--	--
2024	Link Jarrett (2)	Cam Smith, Conner Whittaker	49-17-0	Coll. World Series	x	5	4	3	4	3

CB - Collegiate Baseball; BA - Baseball America; USA - USA Today/ESPN/Baseball Weekly; D1 - D1Baseball.com; PG - Perfect Game



# INDIVIDUAL CAREER STATISTICS - HITTING

Player	Season	Avg.	GP	GS	AB	R	H	2B	3B	HR	RBI	TB	SLG %	BB	HP	SO	GDP	SF	SH	SB	SBA
ADAMS, Joe	1975	.000	2	--	3	0	0	0	0	0	0	0	.000	0	0	--	--	0	0	0	0
ADEEB, Josh	1995	.200	43	3	35	10	7	1	0	0	6	8	.229	8	2	9	1	1	0	4	5
ALBERT, Reese	2018-22	.262	198	177	646	112	169	33	3	25	120	283	.438	100	25	221	9	12	4	8	12
ALEXANDER	1977	.333	8	--	6	3	2	0	0	0	1	2	.333	2	0	0	--	0	0	32	35
ALFONZO, Giovanni	2012-13	.245	91	61	233	38	57	6	0	0	30	63	.270	31	9	39	10	3	8	4	6
ALICEA, Edwin	1987-88	.341	142	--	546	165	186	29	10	26	110	311	.570	122	9	86	--	10	4	90	104
ALICEA, Luis	1984-86	.341	238	--	970	268	331	48	19	25	193	492	.507	152	19	98	--	14	10	71	94
ALLEN, Dozier	1948-49	.264	17	16	91	18	24	3	0	1	11	30	.330	11	0	10	--	0	--	4	0
AMARAL, Mario	2012	.333	3	0	3	0	1	0	0	0	1	1	.333	0	0	1	0	0	0	0	0
AMMANN, Gene	1968-70	.232	6	--	99	14	23	0	1	1	5	28	.283	15	--	22	--	--	--	0	0
ANDERSON, Dennis	2004	.225	61	41	138	19	31	2	0	3	19	42	.304	18	2	45	0	2	12	2	2
ANDERSON, Travis	2006-07	.298	82	43	168	36	50	13	1	8	34	89	.530	18	7	38	3	1	4	3	3
APLIN, Rhett	2017-18	.309	107	100	369	71	114	27	2	8	59	169	.458	72	11	79	8	6	4	7	11
ARCE, Eric	2011	.100	7	3	10	3	1	0	0	0	1	1	.100	3	1	1	1	0	0	0	1
ARMSTRONG, Bob	1992	.307	42	15	75	13	23	5	0	1	13	31	.413	7	2	16	--	0	0	2	3
ASH, John	1954-57	.280	9	3	25	5	7	0	0	0	1	7	.280	0	--	1	--	--	--	0	0
ASHFORD, Billy	1982-83	.311	89	--	193	42	60	19	2	3	49	92	.477	29	7	43	--	1	2	5	7
ASHLEY, Gary	1953-56	.253	27	12	186	34	47	5	0	1	28	55	.296	--	--	--	--	--	1	3	0
ASMAN, Casey	2021	.000	4	1	8	0	0	0	0	0	0	0	.000	2	0	4	0	0	0	0	0
ATWOOD, John	1953-56	.160	12	3	50	4	8	0	0	0	4	8	.160	--	--	--	--	--	--	--	0
AUGUSTINE, Mike	1962-64	.034	92	--	356	82	12	14	2	3	46	147	.413	33	--	18	--	--	--	18	0
AVITABLE, Tony	1954-56	.129	14	11	31	3	4	0	0	0	4	4	.129	--	--	--	--	--	5	--	0
AXON, Don	1957	.000	1	--	0	0	0	0	0	0	0	0	--	0	--	0	--	--	--	0	--
BADEAUX, Brooks	1995-98	.305	254	252	938	256	286	49	9	6	149	365	.389	203	10	111	23	10	17	59	69
BAILEY, Lee	1950-51	.336	33	33	143	14	48	9	2	6	26	79	.552	--	--	--	--	--	--	5	0
BAILEY, Roger	1992	1.000	22	0	1	0	1	1	0	0	0	2	2.000	0	0	0	--	0	0	0	0
BALDOR, Nico	2019-21	.183	85	41	175	18	32	11	0	1	21	46	.263	18	9	40	3	2	2	2	4
BALET, Pichi	2000	.333	60	43	159	31	53	13	0	7	39	87	.547	22	4	24	6	1	0	0	1
BALKCOM, Blake	2003	.327	53	52	202	39	66	17	2	9	45	114	.564	16	8	31	1	2	0	2	3
BALL, Bob	1952	.000	3	--	3	0	0	0	0	0	0	0	.000	1	--	0	--	--	0	0	--
BANAKAS, Chris	1948	.154	4	3	13	0	2	1	0	0	1	3	.231	0	--	0	--	--	--	0	--
BANKSTON, Jeff	1972	.268	49	--	112	25	30	5	1	1	19	40	.357	14	--	8	--	--	--	4	--
BARGAS, Bob	1989-90	.350	126	--	448	82	157	38	3	9	111	228	.509	66	7	52	--	13	39	9	15
BARINEAU, Mark	1981-83	.306	--	--	556	197	170	23	11	19	98	272	.489	157	32	68	--	10	12	80	95
BARRETT, Ben	2023-24	.359	21	20	78	16	28	7	1	2	21	43	.551	5	0	27	0	1	1	0	1
BARTHELEMY, Ryan	1999-2002	.339	260	228	948	213	321	67	10	50	261	558	.589	107	24	147	25	20	3	12	16
BARTLETT, Ron	1976, 1979	.238	21	--	21	3	5	0	0	0	2	5	.238	5	0	4	--	2	0	0	0
BASSETT, Joe	1948	1.000	1	0	1	1	1	0	0	0	0	1	1.000	0	--	0	--	--	--	0	--
BAZZELL	1953	.750	1	--	4	3	3	0	1	0	--	5	1.250	--	--	--	--	--	--	--	--
BEAN, Mason	1973	.250	5	--	8	0	2	2	1	0	3	6	.750	0	2	2	--	0	0	0	0
BEARSE, Bill	1964-65	.286	26	--	21	5	6	1	1	0	3	9	.429	6	--	3	--	--	--	3	0
BECCACCIO, Al	1962-63	.270	45	--	137	27	37	3	5	2	17	56	.409	10	--	20	--	--	--	9	0
BECKER, Tim	2019	.246	46	11	57	17	14	3	0	3	13	26	.456	8	3	23	0	1	1	0	0
BELL, Mike	1994-95	.216	54	7	51	8	11	1	0	1	9	15	.294	8	0	15	0	0	1	0	0
BENDA, Bob	1977-78	.314	112	--	414	100	130	26	7	8	87	194	.469	46	6	41	--	5	8	19	20
BENNER, Wayne	1951-52	.313	23	9	80	16	25	3	3	0	14	34	.425	10	--	10	--	--	1	3	0
BENSON	1960	.571	7	--	7	3	4	0	1	0	0	6	.857	0	--	0	--	--	--	0	--
BERTOLDI, Michele	1991	.250	5	--	4	1	1	1	0	0	1	2	.500	2	0	2	--	0	1	0	0
BEVIS, Allen	1989-92	.303	237	45	750	198	227	47	9	9	110	319	.425	149	5	142	--	11	6	91	129
BIFANO, Chip	1976-77	.232	87	--	310	86	72	8	3	3	45	95	.306	78	2	40	--	7	2	29	30
BIRD, Kyle	2013	.000	1	0	0	0	0	0	0	0	0	0	--	0	0	0	0	0	0	0	0
BISBEE, Ham	1956	.268	13	10	41	10	11	3	--	1	14	17	.415	--	--	--	--	--	--	--	--
BLACKWELL, Barry	1985-88	.329	259	--	803	194	264	50	5	31	187	418	.521	145	23	148	--	13	89	33	45
BLANTON, Garrett	1989-91	.296	137	--	223	64	66	17	1	3	32	94	.422	33	18	52	--	2	0	17	22
BLATCH, Taylor	2014	.000	14	2	0	0	0	0	0	0	0	0	--	0	0	0	0	0	0	0	0
BLINN, Ralph	1952-53	.282	41	--	142	26	40	5	3	4	9	63	.444	6	--	21	--	--	2	3	0
BOLIN, Jon	1990-91	.182	18	--	11	3	2	0	0	0	0	2	.182	3	0	1	--	0	0	0	0
BONDI, Bob	1954	.184	--	--	38	7	7	0	0	0	4	7	.184	--	--	--	--	--	--	--	--
BONENBERGER, Jimmy	1997	.333	18	0	12	4	4	0	0	2	4	10	.833	2	0	3	0	0	0	1	1
BONILLA, Juan	1974-76	.340	169	--	667	134	227	42	5	9	125	306	.459	50	4	27	--	11	1	9	11
BOSTON, Alex	2004	.000	1	0	1	0	0	0	0	0	0	0	.000	0	0	0	0	0	0	0	0
BOURNIGAL, Rafael	1987	.281	73	--	235	53	66	9	2	2	35	85	.362	46	0	28	--	2	7	22	33
BOURNIGAL, Rafael	2018	.189	50	36	132	22	25	8	0	2	19	39	.295	21	7	24	5	2	5	3	3
BOXER, Jerry	1956-57	.241	16	1	29	4	7	1	0	2	2	14	.483	2	--	3	--	--	--	0	0
BOYCE, Ken	1954	.226	--	--	53	18	12	1	2	0	4	17	.321	--	--	--	--	--	--	--	--
BOYD, George	1949-50	.214	4	3	42	8	9	0	0	0	4	9	.214	3	1	10	--	0	--	1	0
BOYD, Jayce	2010-12	.349	198	195	727	140	254	53	5	20	160	377	.519	100	8	97	22	18	7	22	27
BOYD, LaDon	1967	.212	--	--	33	2	7	1	0	1	6	11	.333	2	--	4	--	--	--	0	--
BOYD, Scott	2000-01	.277	56	19	94	21	26	9	1	2	19	43	.457	6	6	27	2	0	0	1	1
BRACEWELL	1948	.000	1	1	2	1	0	0	0	0	0	0	.000	1	--	0	--	--	--	0	--



# INDIVIDUAL CAREER STATISTICS - HITTING

Player	Season	Avg.	GP	GS	AB	R	H	2B	3B	HR	RBI	TB	SLG %	BB	HP	SO	GDP	SF	SH	SB	SBA
BRETON, Will	2011	.111	17	0	9	2	1	0	0	0	1	1	.111	1	2	4	1	0	0	0	0
BREWER, Tyrell	2020	.182	10	3	11	6	2	1	0	0	3	3	.273	6	0	4	0	0	1	2	2
BRINGGER, Harry	1951	.000	4	4	11	0	0	0	0	0	0	0	.000	--	--	--	--	--	--	--	--
BRISTOL, Jack	1956-58	.232	27	3	56	11	13	1	0	0	5	14	.250	2	--	15	--	--	--	0	0
BRIZUELA, Jose	2012-14	.290	187	186	655	120	190	40	7	9	120	271	.414	82	24	122	11	11	11	27	35
BROCK, Chris	1989-92	.282	276	68	670	101	189	36	7	3	105	248	.370	76	6	101	--	10	9	31	48
BROOKS, Marty	1966	.143	7	--	14	0	2	1	0	0	0	3	.214	0	--	5	--	--	--	0	--
BROWN, Billy	1996	.247	39	19	77	19	19	8	0	0	14	27	.351	26	1	0	0	0	1	2	2
BROWN, Craig	1969	.000	--	--	2	1	0	0	0	0	0	0	.000	1	--	0	--	--	1	0	--
BROWN, Dave	1973	.000	4	--	1	0	0	0	0	0	0	0	.000	0	0	1	--	0	0	0	0
BROWN, Forrest	1954	.125	--	--	8	3	1	0	0	0	1	1	.125	--	--	--	--	--	--	--	--
BROWN, Jerrod	2002-03	.307	132	125	459	119	141	22	1	11	113	198	.431	70	28	59	14	8	4	3	9
BROWN, Lamar	1948-50, 53	.319	39	35	210	37	67	0	6	4	33	91	.433	20	1	24	--	0	--	37	0
BROWN, Randy	1965-66	.289	91	--	287	83	83	6	2	13	82	132	.460	84	--	29	--	--	--	42	0
BRUNELLE, Parker	2008-11	.226	166	68	296	58	67	13	4	5	56	103	.348	47	10	54	6	8	6	1	3
BRYAN, Zech	2004	.342	66	65	260	68	89	13	0	8	46	126	.485	26	10	34	1	8	2	9	14
BUCKLEY, Terrell	1990-91	.154	21	--	13	4	2	1	0	0	0	3	.231	1	0	3	--	0	0	1	2
BUCKLEY, Tye	2011	.000	2	0	0	2	0	0	0	0	0	0	--	0	0	0	0	0	0	0	0
BULLOCK, Wallace	1951	.000	1	0	2	0	0	0	0	0	0	0	.000	--	--	--	--	--	--	--	--
BUNKER, Bill	1957	.000	1	--	1	0	0	0	0	0	0	0	.000	0	--	0	--	--	--	0	--
BURKHEAD, Kenny	2014	.000	10	2	0	0	0	0	0	0	0	0	--	0	0	0	0	0	0	0	0
BURT, Royce	1949	.250	--	--	12	2	3	0	0	0	2	3	.250	2	0	2	--	0	--	0	--
BUSBY, Dylan	2015-17	.297	188	181	694	141	206	52	7	38	165	386	.556	69	29	201	17	9	5	33	39
BUSBY, Jim	1974-75	.285	120	--	449	86	128	19	7	14	66	203	.452	49	2	23	--	4	3	31	39
BUSBY, Thad	1995	.000	2	0	1	0	0	0	0	0	0	0	.000	0	1	1	0	0	0	0	0
BUSH, Cade	2022-23	.200	31	12	50	7	10	3	0	0	5	13	.260	5	1	12	2	0	0	0	0
BUSS, Dave	1959	.154	16	--	26	4	4	0	0	0	2	4	.154	4	--	2	--	--	--	1	--
BUSSEY, Bryan	2016-17	.205	47	2	39	6	8	3	0	0	7	11	.234	3	4	6	1	2	0	0	0
BUTLER, Steve	1994-95	.135	59	5	37	5	5	2	0	0	3	7	.189	7	0	16	0	0	0	0	0
BUTTERY, Mike	1994	.250	51	22	96	23	24	10	2	2	16	44	.458	10	4	14	--	0	0	3	4
BYRD, Alec	2014-17	.000	2	0	0	0	0	0	0	0	0	0	--	0	1	0	0	0	0	0	0
BYRD, Clint	1998	.250	11	0	4	0	1	0	0	0	1	1	.250	0	2	2	0	0	0	0	0
CABELL, Elijah	2019-21	.245	125	115	380	80	93	12	1	29	93	194	.511	80	32	198	6	2	1	14	19
CALANDRA, Vince	1984-85	.305	137	--	380	84	116	11	1	20	102	189	.497	95	9	67	--	10	6	9	18
CALHOUN, Howard	1948	.200	9	7	20	5	4	0	0	0	0	4	.200	8	--	5	--	--	--	0	--
CAMPBELL, Billy	1952-55	.328	36	--	293	73	96	1	6	2	44	115	.392	13	--	2	--	--	1	4	0
CAMPOSANO, Ed	1968	.000	1	--	1	0	0	0	0	0	0	0	.000	0	--	1	--	--	--	0	--
CANTU, Daniel	2024	.308	66	66	234	51	72	16	2	9	43	119	.509	35	8	59	4	2	3	4	4
CANTY, Bob	1966-68	.286	48	--	199	40	57	4	1	0	20	63	.317	37	--	24	--	--	--	10	0
CARDULLO, Stephen	2007-10	.333	183	140	568	164	189	40	4	25	126	312	.549	104	12	106	13	11	9	43	49
CAREY, Brooks	1975-76	.200	29	--	15	3	3	1	0	0	2	4	.267	1	1	0	--	0	0	0	0
CARLSON, Gunnnett	2023	.222	12	1	9	0	2	0	0	0	1	2	.222	3	1	4	0	0	0	0	0
CARLTON, Drew	2015-17	.000	1	0	1	0	0	0	0	0	0	0	.000	0	0	0	0	0	0	0	0
CARRION, Jordan	2022-23	.273	104	103	388	57	106	20	4	2	54	140	.361	35	6	71	10	5	7	15	19
CARROLL, Bob	1972-73	.000	32	--	3	6	0	0	0	0	0	0	.000	0	0	0	--	0	0	2	0
CASEY, Doug	1978-79	.373	52	--	102	30	38	7	0	1	17	48	.471	28	0	7	--	1	1	0	0
CASH, Buddy	1958	.000	7	--	15	0	0	0	0	0	1	0	.000	1	--	3	--	--	--	1	--
CASH, Kevin	1997-99	.299	178	148	552	121	165	32	4	27	124	286	.518	91	13	161	20	8	1	8	13
CASH, Ron	1970-71	.342	50	--	380	90	130	8	12	7	76	193	.508	75	--	29	--	--	--	5	0
CASH, Sid	1990-91	.375	23	--	16	4	6	2	0	0	1	8	.500	2	0	1	--	0	0	0	0
CAVANAUGH, Kyle	2017-18	.305	43	8	59	12	18	1	0	2	12	25	.424	9	3	20	4	0	0	0	0
CAWTHORN, Chris	1981-82	.309	136	--	444	120	137	25	3	36	142	276	.622	79	4	72	--	6	1	22	25
CHALHUB, Leon	1964	.238	16	--	21	7	5	0	0	0	3	5	.238	4	--	6	--	--	--	1	--
CHAPMAN, Gibbs	2004-05	.299	132	123	461	94	138	28	6	13	106	217	.471	74	15	102	4	9	9	32	36
CHAPPELL, Dave	1974	.400	7	--	5	0	2	0	0	0	1	2	.400	1	1	2	--	0	0	0	0
CHAUDRON, Ralph	1948	.000	2	1	7	0	0	0	0	0	1	0	.000	0	--	0	--	--	--	0	--
CHAVEZ, Chris	1996, 98	.000	20	3	2	1	0	0	0	0	0	0	.000	2	0	0	0	0	0	0	0
CHEEK, Benny	1951-52	.667	4	0	3	0	2	0	0	0	0	2	.667	2	--	0	--	--	0	0	0
CHEESMAN, Aaron	2002-05	.308	220	178	640	114	197	37	3	4	123	252	.394	106	31	90	15	13	22	9	15
CHMIELEWSKI, Gerry	1963-65	.244	69	--	213	27	52	8	2	2	26	70	.329	14	--	41	--	--	--	5	0
CLAYBORNE, Greg	1986-88	.250	169	--	364	61	91	14	0	8	53	129	.354	31	2	88	--	4	12	14	21
CLEM, Bob	1959-60	.421	44	--	183	54	77	13	7	3	38	113	.617	27	--	28	--	--	--	20	--
CLEMENTS, Matt	1988-89	.182	28	--	22	3	4	2	0	0	2	9	.409	4	1	3	--	0	0	0	0
CLEVELAND, Al	1969-70	.250	--	--	8	3	2	0	0	0	2	2	.250	2	--	2	--	--	--	0	--
CLEVELAND, Charles	2005-06	.236	50	14	72	13	17	5	1	0	14	24	.333	13	2	26	3	0	0	2	2
COARSEY, John	1949	.250	--	--	12	3	3	0	0	0	0	3	.250	3	0	3	--	0	--	0	--
COCKS, Larry	1969-71	.267	44	--	341	63	91	13	3	2	46	116	.340	37	--	34	--	--	--	20	--
COHEN, Hal	1982	.332	61	--	202	72	67	12	1	8	47	105	.520	42	4	31	--	3	0	27	30
COLE, Chester	1966	.667	2	--	3	0	2	0	0	0	1	2	.667	0	--	0	--	--	--	0	--
COLE, Chris	2001	.211	39	21	71	15	15	2	0	3	11	26	.366	19	2	19	2	3	0	0	1



# INDIVIDUAL CAREER STATISTICS - HITTING

Player	Season	Avg.	GP	GS	AB	R	H	2B	3B	HR	RBI	TB	SLG %	BB	HP	SO	GDP	SF	SH	SB	SBA
COLLINS, Calvin	1949	.208			77	16	16	1	0	0	9	17	.221	6	2	9		0		4	
COLZIE, James	1994	.000	6	0	3	1	0	0	0	0	2	0	.000	0	1	1	-	0	0	0	0
COLZIE, Rick	1972-73	.313	74		201	42	63	54	4	2	28	131	.652	30	3	28		0	1	20	24
COMPTON, Mike	2014-16	.500	17	15	2	0	1	1	0	0	1	2	1.000	0	0	1	0	0	0	0	0
CONE, Chuck	1966-68	.220	40	--	250	44	55	10	4	1	24	76	.304	38	--	25	--	--	--	10	--
CONE, Skip	1972	.211	18	--	19	1	4	0	0	0	2	4	.211	4	--	5	--	--	--	0	--
CONRAD, Harold	1948	.273	4	4	11	2	3	0	0	0	0	3	.273	3	--	2	--	--	--	5	--
COOK, Dave	1967-68	.140	13	--	57	7	8	0	0	1	8	11	.193	5	--	25	--	--	--	3	--
COOK, John	1992	.363	41	15	91	15	33	6	0	2	14	45	.495	7	1	25	--	1	1	0	0
COOK, Tom	1968	.384	41	--	138	33	53	5	4	9	47	93	.674	23	--	25	--	--	--	1	--
COOPER, David	1976-77	.269	43	--	67	13	18	2	3	1	11	29	.433	10	0	9	--	1	1	8	9
COPPS, Mike	1957-58	.309	40	--	123	24	38	5	3	3	32	58	.472	17	--	9	--	--	--	3	--
CORSO, Lee	1954, 56-57	.297	54	30	212	49	63	7	4	0	53	78	.368	43	1	11	--	--	--	28	--
COUCH, Jerry	1957-58	.435	21	--	23	10	10	0	1	1	9	15	.652	10	--	2	--	--	--	0	--
COULTER, Mark	1976-77	.280	89	--	214	47	60	11	1	15	59	118	.551	51	5	42	--	2	0	3	6
COX, Brian	1997-98	.354	123	109	410	118	145	33	1	20	101	240	.585	59	5	63	10	4	2	40	45
COX, Sam	1948-49	.279	4	4	86	18	24	5	2	1	18	36	.419	15	1	6	--	0	--	2	--
CRAIG, Keith	1981	.000	3	--	0	0	0	0	0	0	0	0	--	0	0	0	--	0	0	0	0
CREELY, Ken	1964-65	.188	16	--	16	4	3	0	0	0	0	3	.188	1	--	8	--	--	--	0	--
CRIBB, Buddy	1988-90	.299	176	--	432	94	129	19	2	25	102	226	.523	108	6	95	--	7	1	9	19
CROWELL, Wyatt	2021-23	.221	34	28	104	11	23	4	1	0	3	29	.279	10	0	29	2	1	0	2	2
CRUZ, Charlie	1992, 94-95	.000	51	12	3	0	0	0	0	0	1	0	.000	0	0	1	0	0	0	0	0
CUESTA, John	1953	.319	23	--	91	12	29	5	23	0	--	80	.879	--	--	--	--	--	--	--	--
CULLEN, Mike	1980-81	.270	66	--	126	37	34	7	2	3	22	54	.429	23	8	23	--	2	1	5	7
CURRY, Ben	1975-77	.304	99	--	247	41	75	7	2	9	47	113	.457	41	2	35	--	4	4	2	2
DAHLEN, Dave	1963-64	.198	36	--	106	13	21	1	2	1	10	29	.274	5	--	17	--	--	--	2	--
DANESH, Ohmed	2007-10	.278	215	103	428	89	119	31	4	12	94	194	.453	75	4	120	9	5	2	16	22
DANIEL, Bill	1974-75	.262	77	--	183	46	48	5	3	10	45	89	.486	46	3	13	--	1	1	4	5
DANIEL, Jim	1960-61	.190	16	--	42	7	8	1	0	0	5	9	.214	1	--	9	--	--	--	2	--
DANNUNZIO, Phil	1989	.333	13	--	12	1	4	0	0	0	1	4	.333	0	0	1	--	1	0	0	0
DAUGHTRY, Tyler	2017	.209	32	24	86	19	18	6	0	1	13	27	.314	29	2	23	2	2	0	3	3
DAVIDSON, Daniel	2002	1.000	1	0	1	1	1	0	0	0	1	1	1.000	0	0	0	0	0	10	0	0
DAVIDSON, Randy	1974-75	.331	122	--	462	93	153	16	3	0	49	175	.379	57	2	10	--	3	1	64	73
DAVIS, Frank	1959-62	.178	49	--	90	12	16	1	0	0	9	17	.189	12	--	26	--	--	--	1	--
DAVIS, Marcus	2013	.301	64	63	239	56	72	20	0	9	62	119	.498	29	6	34	5	6	1	6	8
DAVIS, Matty	2024	.667	5	0	3	3	2	0	0	0	0	2	.667	0	0	0	0	0	0	0	0
DAVIS, Tim	1992	.000	26	0	3	1	0	0	0	0	0	0	.000	0	0	1	--	0	0	0	0
DAVIS, Tom	1964	.000	2	--	2	0	0	0	0	0	0	0	.000	1	--	1	--	--	--	0	--
DE LA CALLE, Danny	2014-15	.239	121	119	381	64	91	12	2	8	64	131	.344	28	11	102	10	8	10	3	4
DE SEDAS, Nander	2019-21, 23	.213	182	175	610	105	130	22	4	17	77	211	.346	67	31	198	5	5	8	9	12
DEDDENS, Eric	1983-84	.262	99	--	183	39	48	9	0	4	33	69	.377	37	2	50	--	5	0	5	7
DELMONICO, Tony	2008	.374	66	66	254	69	95	19	2	8	69	142	.559	34	9	43	3	6	1	14	18
DeLOACH, Don	1978-81	.330	221	--	819	197	270	57	6	14	143	381	.465	96	8	88	--	9	3	35	45
DELPH, Josh	2012-15	.276	222	186	652	128	180	43	1	2	86	231	.354	120	26	129	12	7	14	15	22
DeLUZIO, Ben	2014-16	.252	174	167	539	101	136	26	7	4	76	188	.349	73	17	128	12	10	10	45	53
DENNIS, Greg	1984	.276	68	--	181	32	50	11	1	2	31	69	.381	34	3	11	--	1	7	4	8
DERR, Nick	2017-18	.218	100	70	257	61	56	10	1	7	41	89	.346	50	19	84	3	6	2	6	7
DIAZ, Danny	2004-06	.205	109	57	210	30	43	11	1	2	35	62	.295	23	9	75	1	2	10	2	3
DIAZ, Matt	1998-99	.384	142	142	570	147	219	41	5	43	178	399	.700	40	22	119	13	7	3	21	28
DIAZ, Zach	1997-99	.000	71	2	3	0	0	0	0	0	0	0	.000	0	0	2	0	0	0	0	0
DiBLASI, Matt	2003, 06	.500	2	0	2	0	1	0	0	0	1	1	.500	0	0	0	0	0	0	0	0
DiBLASI, Mike	1999-2000	.000	28	0	1	0	0	0	0	0	0	0	.000	1	0	0	0	0	0	0	0
DINGES, Marco	2024	.323	64	62	235	60	76	12	2	15	69	137	.583	38	5	37	6	9	1	2	3
DIRKS, Paul	1962-64	.242	21	--	33	4	8	0	1	1	8	13	.394	3	--	6	--	--	--	1	--
DONNAWAY, Jerry	1958	.143	11	--	7	2	1	0	0	0	1	1	.143	1	--	2	--	--	--	0	--
DORIA, Ken	1971-72	.296	111	--	355	62	105	18	2	7	67	148	.417	61	--	42	--	--	--	12	--
DOWELL, Danny	1981-83	.300	169	--	437	76	131	27	5	7	84	189	.432	61	9	70	--	3	1	8	12
DREW, J.D.	1995-97	.391	200	192	683	254	267	39	13	69	257	539	.789	175	23	95	9	11	4	53	68
DREW, Stephen	2002-04	.354	168	167	694	215	246	47	19	44	169	463	.667	112	11	96	2	5	16	58	65
DREWS, John	1974	.200	30	--	70	6	14	2	0	0	5	16	.229	11	1	15	--	1	0	1	1
DROHAN, Roger	1949	.211			19	5	4	0	0	0	1	4	.211	3	0	3	--	1	--	0	--
DUCHAK, Dean	1965, 1967	.180	21	--	50	5	9	0	0	1	3	12	.240	10	--	10	--	--	--	1	--
DULL, Jack	1959-61	.336	71	--	277	71	93	12	3	14	75	153	.552	44	--	37	--	--	--	14	--
DUNBAR, Marc	1990-92	.232	77	12	99	22	23	6	2	1	12	36	.364	14	3	18	--	2	1	8	14
DUNCAN, Andrew	2024	.200	13	0	5	3	1	0	0	0	0	1	.200	2	0	1	0	0	0	0	0
DYER, Hal	1957	.000	3	--	3	0	0	0	0	0	0	0	.000	1	--	1	--	--	--	0	--
EASOM, Mike	1967-69	.305	41	--	440	78	134	20	11	17	83	227	.516	59	--	65	--	--	--	9	--
EASTERLING, Taiwan	2010-11	.268	78	36	138	29	37	5	0	1	21	45	.326	9	5	32	1	2	3	7	--
ECHOLS	1961	.000	5	--	2	0	0	0	0	0	0	0	.000	0	--	2	--	--	--	0	--
EDWARDS, Scott	1989	.000	1	--	0	1	0	0	0	0	0	0	--	0	0	0	--	0	0	0	0



# INDIVIDUAL CAREER STATISTICS - HITTING

Player	Season	Avg.	GP	GS	AB	R	H	2B	3B	HR	RBI	TB	SLG %	BB	HP	SO	GDP	SF	SH	SB	SBA
EGERTSON, Jon	1987	.200	7	--	5	1	1	1	0	0	3	2	.400	0	0	0	--	1	0	0	0
EIGL, Rudy	1957	.333	7	--	3	2	1	0	0	0	0	1	.333	0	--	0	--	--	0	0	--
EISSEY, Mike		.252	62	--	119	18	30	12	0	0	11	42	.353	26	2	21	--	0	1	4	11
ELLIOTT, Gary	1961-62	.274	31	--	73	14	20	0	0	1	7	23	.315	10	--	11	--	--	--	10	--
EMERICK, Jack	1979-80	.289	75	--	246	56	71	20	2	6	45	113	.459	27	4	25	--	4	0	9	10
ENGLISH, Mike	1967-69	.288	7	--	160	17	46	7	1	2	24	61	.381	20	--	28	--	--	--	0	--
EPPLEY, Roy	1985	.238	20	--	21	6	5	1	0	2	10	12	.571	4	0	9	--	0	0	0	0
ERICKSON, Don	1987-88	.284	142	--	532	113	151	20	4	13	92	217	.408	70	13	86	--	8	5	33	48
EVERETT, Tyler	2008-09, 2011	.333	5	0	3	1	1	1	0	0	1	2	.667	1	0	2	0	1	0	0	0
FAIREL, Matt	2008	.000	2	0	2	0	0	0	0	0	0	0	.000	0	0	0	1	0	0	0	0
FANN, Sam	1949-50	.000	2	2	38	5	0	0	0	0	2	0	.000	5	0	0	--	1	--	3	--
FARMER, Terry	1973	.286	18	--	35	3	10	10	0	0	0	20	.571	1	1	7	--	1	2	1	1
FAUROT, Adam	1995-96	.331	113	97	378	103	125	19	5	6	78	172	.455	67	12	35	10	6	8	22	28
FAUROT, Drew	2024	.286	59	56	217	45	62	19	1	6	29	101	.465	22	1	53	4	4	0	10	10
FAZZINI, Frank	1983-85	.369	234	--	884	261	326	52	8	79	270	631	.714	152	7	169	--	13	1	44	59
FELDER, Kenny	1990-92	.268	148	24	429	101	115	26	2	21	99	208	.485	80	21	138	--	1	0	11	22
FERGUSON, John	1969-70	.333	--	--	12	3	4	0	1	1	4	9	.750	1	--	3	--	--	--	0	--
FERGUSON, George	1961-62	.267	43	--	131	19	35	1	0	2	20	42	.321	19	--	35	--	--	--	4	--
FERNALD, Dave	1971-73	.286	39	--	70	12	20	6	1	3	11	37	.529	9	0	29	--	0	0	0	0
FERNANDEZ, Dick	1965-66	.303	95	--	383	85	116	18	9	10	82	182	.475	37	--	37	--	--	--	13	--
FERNANDEZ, Joe	1953	.196	17	--	51	7	10	1	1	0	--	13	.255	--	--	--	--	--	--	--	--
FERRAR, Robert	1962-63	.000	10	--	3	0	0	0	0	0	0	0	.000	0	--	1	--	--	--	0	--
FERRER, Jaime	2022-24	.320	176	175	674	133	216	49	6	38	149	391	.580	58	45	136	10	3	1	11	17
FIGUEREDO, Rick	1980-83	.327	264	--	884	193	289	52	4	29	188	436	.493	134	4	70	--	12	9	20	27
FIGUEROA, Bien	1985-86	.378	153	--	619	175	234	49	6	6	136	312	.504	91	1	60	--	9	5	25	34
FISHER, Cal	2024	.277	32	14	65	14	18	1	0	5	13	34	.523	11	4	24	2	1	1	0	1
FLAKE, Robin	1970-71	.190	10	--	21	2	4	0	0	0	5	4	.190	3	--	6	--	--	--	0	--
FLOWERS, J.C.	2017-19	.245	168	164	556	116	136	21	4	15	99	210	.378	83	29	154	15	4	15	20	24
FLOYD, Victor	1987	.306	27	--	36	15	11	5	2	1	7	23	.639	8	0	11	--	1	0	8	8
FORD-GRIFFIN, John	1999-01	.427	190	165	684	193	292	78	3	31	168	469	.686	108	10	83	14	8	0	13	18
FOSTER, Jonathan	2018-19	.200	57	23	90	23	18	4	0	4	14	34	.378	21	6	30	1	0	2	0	0
FOXWELL, Jim	1972-75	.297	143	--	441	78	131	53	3	14	71	232	.526	62	6	31	--	6	4	4	3
FRAGA, Pedro	1968	.000	3	--	3	0	0	0	0	0	1	0	.000	0	--	0	--	--	--	0	--
FRANCIS, Nick	2005	.250	23	9	40	12	10	1	0	0	3	11	.275	5	3	15	0	0	0	0	0
FRANK, Ed	1972	.333	20	--	3	0	1	0	0	0	0	1	.333	0	--	1	--	--	--	0	--
FRASER, Ron	1954, 1956	.000	4	2	3	0	0	0	0	0	0	0	.000	--	--	--	--	--	--	--	--
FREEMAN, Mike	1986	.000	3	--	3	0	0	0	0	0	1	0	.000	0	--	2	--	0	0	0	0
FRENCH, Doug	1960-62	.348	40	--	46	14	16	2	0	0	7	18	.391	9	--	5	--	--	--	12	--
FREY, Skylar	2018	.182	29	4	22	5	4	1	0	0	3	5	.227	9	0	6	1	0	1	2	3
FUENTES, Mike	1978-81	.374	208	--	752	244	281	36	6	64	234	521	.693	145	6	126	--	15	1	54	63
FULLER, Bill	1970-73	.215	55	--	93	15	20	9	0	0	7	29	.312	15	0	28	--	0	2	0	0
FULTON, Ed	1985-87	.310	200	--	629	178	195	28	2	45	190	360	.572	160	6	94	--	7	3	16	22
FUTRELL, Michael	1999-2002	.316	260	200	775	160	245	49	4	21	146	365	.471	95	19	171	15	19	10	21	34
GAGNON, John	1979	.227	27	--	44	11	10	2	1	0	6	14	.318	12	1	11	--	1	0	2	2
GAILEY, Randy	1971-73	.290	67	--	138	21	40	7	1	5	29	64	.464	20	0	17	--	0	0	2	0
GARCIA, Tommy	1955-58	.372	26	5	78	15	29	2	1	3	16	42	.538	2	--	6	--	--	1	1	--
GARRETT, Lin	1967-68	.262	14	--	42	9	11	3	0	1	4	17	.405	5	--	8	--	--	--	0	--
GARRISON, Dave	1984	.275	48	--	109	33	30	6	1	3	18	47	.431	18	1	20	--	3	0	2	5
GAST, John	2009	.000	1	0	1	0	0	0	0	0	0	0	.000	0	0	0	0	0	0	0	0
GAY, Ed	1948	.000	1	0	1	0	0	0	0	0	0	0	.000	0	--	0	--	--	--	0	--
GENTRY, Alan	1983-84	.257	87	--	144	24	37	5	0	0	30	42	.292	37	1	20	--	2	2	9	16
GIARDINO, Wayne	1965	.286	9	--	28	5	8	0	0	1	6	11	.393	1	--	2	--	--	--	0	--
GILBERT, Mark	1978	.322	62	--	214	73	69	9	1	1	32	83	.388	62	5	34	--	0	5	48	54
GILDEA, Mark	2006-07	.324	103	52	219	53	71	14	2	4	43	101	.461	39	10	63	4	4	3	14	20
GILLILAND, Brian	1989-90	.303	129	--	347	90	105	19	1	1	60	129	.372	83	2	45	--	3	8	20	29
GILMARTIN, Sean	2009-11	.354	61	12	79	18	28	8	1	0	17	38	.481	10	2	26	2	2	0	0	0
GIORDANO, Marc	1987-88	.329	86	--	216	35	71	17	1	13	57	128	.593	57	4	56	--	2	0	7	13
GIVENS, Bert	2012	.000	2	0	1	0	0	0	0	0	0	0	.000	0	0	1	0	0	0	0	0
GIVENS, John	1976	.000	15	--	8	1	0	0	0	0	0	0	.000	0	1	1	--	0	0	0	0
GIVENS, Mike	1974	.158	28	--	19	11	3	0	0	0	2	3	.158	10	0	3	--	1	0	4	5
GIVENS, Steve	1982-83	.300	111	--	180	38	54	8	1	4	45	76	.422	54	1	19	--	2	1	7	7
GOLD, Dick	1967-69	.295	38	--	511	98	151	20	12	6	83	213	.417	61	--	85	--	--	--	14	--
GONZALEZ, Devin	2007	.133	14	0	15	3	2	0	0	0	3	2	.133	2	0	2	0	1	0	0	0
GONZALEZ, Justin	2010-14	.260	233	207	750	164	195	44	6	24	147	323	.431	131	39	252	9	9	6	26	32
GOULD, JJ	2013	.143	15	0	7	3	1	0	0	0	1	1	.143	0	2	3	0	0	0	0	0
GRAGANELLA, Nick	2014-15	.182	116	7	88	30	16	3	0	0	9	19	.216	16	2	40	0	1	1	1	2
GREEN, Lane	1967	.000	--	--	4	0	0	0	0	0	0	0	.000	0	--	2	--	--	--	0	--
GREENE, Harry	1967	.205	--	--	39	5	8	0	0	0	4	8	.205	8	--	9	--	--	--	6	--
GREENE, Jackson	2020-22	.199	104	87	292	54	58	8	0	7	37	87	.298	63	11	117	4	1	8	2	2
GREGORY, Brad	1989-90	.000	51	--	2	0	0	0	0	0	0	0	.000	1	0	2	--	0	0	0	0



# INDIVIDUAL CAREER STATISTICS - HITTING

Player	Season	Avg.	GP	GS	AB	R	H	2B	3B	HR	RBI	TB	SLG %	BB	HP	SO	GDP	SF	SH	SB	SBA
GRESHAM, Glenn	1948-51	.286	45	38	231	39	66	9	6	2	40	93	.403	4	0	5	--	1		12	--
GRIFFIN, Dan	1982-83	.262	70	--	145	34	38	7	0	7	24	66	.455	19	4	20	--	1	2	6	7
GRIFFIN, Joe	1975-76	.276	21	--	29	6	8	1	0	2	6	15	.517	4	2	11	--	0	0	0	0
GRIFOL, Pedro	1989-91	.296	206	--	747	142	221	57	2	27	163	363	.486	84	7	108	--	10	10	18	32
GRIGGS, Reggie	1997	.254	33	11	59	11	15	2	0	3	11	26	.441	11	1	18	4	0	0	0	1
GRIMES, Dave	1970-71	.264	40	--	129	22	34	5	2	4	16	55	.426	14	--	20	--	--	--	3	--
GROMEK, Carl	1969-70	.050	--	--	20	0	1	0	0	0	1	1	.050	0	--	2	--	--	--	0	--
GROMEK, Greg	1969-71	.299	53	--	395	60	118	16	3	6	67	158	.400	47	--	34	--	--	--	14	--
GROVES, Brett	1998-2001	.281	238	237	834	181	234	56	7	6	133	325	.390	131	34	162	31	7	14	87	108
GRUBB, John	1970	.303	--	--	231	52	70	5	3	3	35	90	.390	30	--	25	--	--	--	14	--
GUEMPLE, Randy	1972-73	.000	35	--	3	0	0	0	0	0	0	0	.000	0	0	3	--	0	0	0	0
GUINN, Dennis	2005-08	.317	189	171	660	146	209	49	6	36	183	378	.573	83	18	91	20	14	6	6	9
GURZYNSKI, Jim	1968-69	.226	23	--	212	39	48	8	0	12	42	92	.434	44	--	66	--	--	--	3	--
HALLBERG, Mark	2007	.360	62	62	250	68	90	14	3	3	56	119	.476	41	1	20	11	3	14	11	13
HALLIDAY, John	1999-2000	.270	96	77	293	55	79	18	0	14	69	139	.474	50	6	69	5	4	0	2	3
HAMMOND, Bill	1965	.238	12	--	21	1	5	1	1	0	5	8	.381	1	--	3	--	--	--	0	--
HANEY, Chase	2019	1.000	2	0	2	0	2	0	0	0	0	2	1.000	0	0	0	0	0	0	0	0
HANEY, Mike	1964	.286	9	--	7	2	2	0	0	0	0	2	.286	0	--	4	--	--	--	1	--
HARBAUGH, Don	1970-71	.250	8	--	12	1	3	0	0	0	1	3	.250	1	--	3	--	--	--	0	--
HARDY, Jeff	1976	.291	51	--	165	54	48	8	1	10	40	88	.533	41	0	31	--	1	6	21	27
HARE, Davis	2021-22	.286	17	9	42	6	12	3	1	1	7	20	.476	2	0	17	2	0	0	0	0
HARRIS, Bryan	1993	.000	21	0	1	0	0	0	0	0	0	0	.000	0	0	0	--	0	0	0	0
HARRIS, Dee	1976-77	.167	8	--	6	1	1	0	1	0	2	3	.500	2	0	0	--	0	0	5	6
HARRISON, Dean	1988-90	.280	140	--	264	47	74	9	2	6	45	102	.386	60	2	59	--	3	3	10	15
HART, Chris	1999-2003	.271	195	116	409	84	111	23	2	7	72	159	.389	84	15	75	14	3	7	7	12
HARTMAN, Bob	1951	.000	3	3	9	1	0	0	0	0	1	0	.000	--	--	--	--	--	--	--	--
HAWKINS, Chuck	1962, 65-66	.154	25	--	52	9	8	3	0	1	7	14	.269	6	--	13	--	--	--	0	--
HAYNES, Marvin	1952	.000	2	--	3	0	0	0	0	0	0	0	.000	0	--	2	--	--	0	0	--
HEATH, Eric	1998	.133	17	0	15	2	2	0	0	0	3	2	.133	2	0	4	0	1	0	0	1
HEATH, Ken	1984	.250	9	--	8	1	2	0	0	0	1	2	.250	0	0	3	--	0	0	0	1
HEHEMANN, George	1953-56	.136	15	0	22	5	3	0	0	0	0	3	.136	--	--	--	--	--	--	--	--
HELM, Jim	1966-68	.182	8	--	22	3	4	1	0	0	3	5	.227	0	--	6	--	--	--	0	--
HENDERSON, Matt	2016-17	.256	128	121	344	79	88	13	1	0	36	103	.299	89	24	72	8	6	18	12	15
HENDERSON, Terry	1997-98	.321	113	64	234	67	75	15	5	10	66	130	.556	44	15	53	9	6	2	6	--
HENDRIX, Carlee	1954-57	.266	53	29	338	86	90	3	5	6	57	121	.358	21	1	36	--	1	1	26	--
HENDRY, Clint	1993-94	.268	112	31	380	100	102	6	5	7	66	139	.366	21	1	52	--	2	1	28	3
HENRY, Bryan	2005-06	.239	49	33	117	14	28	11	0	1	25	42	.359	10	4	28	2	2	2	3	4
HENSON, Tom	1969-70	.261	--	--	23	2	6	1	0	0	4	7	.304	2	--	5	--	--	--	0	--
HEROLD, Spike	1951	.200	9	8	25	10	5	0	0	0	1	5	.200	--	--	--	--	--	--	--	--
HERRING, Ron	1973	.158	20	--	19	1	3	3	0	0	0	6	.316	1	1	3	--	0	3	0	0
HERRON, Jared	2018	.297	27	6	37	8	11	3	0	1	6	17	.459	4	1	9	1	0	0	0	0
HICKS, Joe	1976-77	.366	90	--	273	72	100	10	8	16	79	174	.637	47	2	39	--	3	0	1	2
HIGGINBOTHAM, Wally	1953	.211	11	--	19	1	4	0	1	1		9	.474	--	--	--	--	--	--	--	--
HIGGINBOTHAM, Windle	1974-75	.270	114	--	363	54	98	14	3	7	55	139	.383	62	2	20	--	2	7	6	8
HILL, Jeff	1967-69	.310	6	--	29	10	9	0	1	0	3	11	.379	5	--	6	--	--	--	0	--
HITCHCOCK, Lance	1967-68	.204	5	--	98	16	20	5	2	1	17	32	.327	22	--	25	--	--	--	2	--
HODGES, Daniel	2003	.000	2	0	3	0	0	0	0	0	0	0	.000	0	0	2	0	0	0	0	0
HODGES, Randy	1992-95	.301	257	208	775	146	233	36	12	11	136	326	.421	70	13	148	3	8	22	52	79
HOGAN, Jeff	1967-69	.286	37	--	395	57	113	11	9	2	53	148	.375	20	--	38	--	--	--	12	--
HOHNE, Jerry	1959-60	.280	57	--	410	60	115	11	10	2	56	152	.371	20	--	45	--	--	--	12	--
HOLBROOK, McGwire	2023-24	.242	58	45	165	17	40	6	0	2	27	52	.315	16	1	26	7	1	0	1	1
HOLLAND, John	2012	.243	41	16	74	17	18	8	0	0	10	26	.351	12	4	19	1	0	0	1	1
HOLT, Tyler	2008-10	.359	199	199	746	257	268	59	7	21	117	404	.542	177	20	141	14	13	12	79	96
HOLTMANN, Bryant	2014-15	.000	15	6	1	0	0	0	0	0	0	0	.000	0	0	1	0	0	0	0	0
HOLTON, Tyler	2016-18	.233	41	19	73	15	17	2	0	4	16	31	.425	8	4	25	0	1	0	0	0
HOPKINS, Maury	1965-66	.254	83	--	307	69	78	20	2	14	63	144	.469	44	--	57	--	--	--	10	--
HORNE, Bill	1973	.321	17	--	28	4	9	9	0	0	4	18	.643	1	0	8	--	2	0	0	0
HOWARD, Lee	2012-14	.040	31	0	25	0	1	0	0	0	2	1	.040	2	0	11	2	0	0	0	0
HOWELL, Bill	1962	.667	4	--	3	1	2	1	0	0	2	3	1.000	0	--	0	--	--	--	0	--
HOWELL, Chuck	1995, 97	.667	29	6	3	2	2	1	0	0	0	3	1.000	0	0	1	0	0	0	0	0
HOWELL, Eddie	1965-66	.206	15	--	34	5	7	2	1	0	4	11	.324	7	--	14	--	--	--	0	--
HOWELL, Martin	1963-64	.200	27	--	40	7	8	4	0	0	4	12	.300	10	--	14	--	--	--	1	--
HOWELL, Wayne	1948	.222	4	3	9	0	2	0	0	0	1	2	.222	0	--	0	--	--	--	0	--
HOWSER, Dick	1956-58	.359	80	27	290	95	104	10	11	8	76	160	.552	46	--	12	--	--	1	33	--
HOWSER, Ed	1980-81	.320	42	--	50	10	16	2	3	0	14	24	.480	9	1	9	--	0	0	0	0
HUDSON, Bob	1953-55	.269	21	--	253	63	68	6	9	4	29	104	.411	--	--	--	--	--	--	--	--
HUFF, Bruce	1976-79	.289	179	--	426	103	123	11	1	0	43	136	.319	104	5	53	--	2	8	28	62
HUFF, Gary	1971-72	.297	45	--	101	17	30	1	2	2	12	41	.406	9	--	14	--	--	--	5	--
HUFF, Ken	1978-81	.254	110	--	142	62	36	8	3	4	27	62	.437	40	4	34	--	5	1	12	13
HUGUET, J.C.	1999	.143	21	0	14	2	2	0	0	0	2	2	.143	4	0	5	1	0	0	0	0



# INDIVIDUAL CAREER STATISTICS - HITTING

Player	Season	Avg.	GP	GS	AB	R	H	2B	3B	HR	RBI	TB	SLG %	BB	HP	SO	GDP	SF	SH	SB	SBA
HUNT, Monroe	1964	.200	5	--	5	1	1	0	0	1	2	4	.800	0	--	1	--	--	--	0	--
HUNT, Phil	1955-57	.311	59	28	289	70	90	14	0	5	53	119	.412	23	2	12	--	3	--	11	--
HUTCHINSON, Gage	2018-19	.000	2	0	2	1	0	0	0	0	0	0	.000	0	0	1	0	0	0	0	0
HUTCHINSON, Rich	1961, 64-65	.375	15	--	16	3	6	1	0	0	4	7	.438	1	--	3	--	--	--	0	--
HYDE, Michael	2007	.000	1	0	0	0	0	0	0	0	0	0	--	0	0	0	0	0	0	0	0
INSOGNA, Vince	1983-84	.201	103	--	179	23	36	4	0	5	24	55	.307	25	1	46	--	0	3	2	2
IRWIN	1957	.400	4	--	5	2	2	1	0	0	1	3	.600	0	--	0	--	--	--	0	--
JACKSON, Kevin	2010	.000	7	0	4	0	0	0	0	0	0	0	.000	0	1	3	0	0	0	0	0
JACKSON, Riley	2024	.000	9	0	7	0	0	0	0	0	0	0	.000	0	0	5	1	0	0	0	0
JAMES, Rhett	2004	.250	3	0	4	0	1	1	0	0	2	2	.500	0	0	2	0	0	0	0	0
JANSEN, Louie	1954	.667	--	--	3	2	2	0	0	0	0	2	.667	--	--	--	--	--	--	--	--
JARABECK, Ken	1978	.111	6	--	9	1	1	0	0	0	1	1	.111	1	0	3	--	0	1	0	0
JARETT	1962	.250	2	--	4	1	1	0	0	0	0	1	.250	0	--	0	--	--	--	0	--
JARRETT, Link	1991-94	.279	276	208	988	165	276	65	4	5	121	384	.389	129	11	127	--	11	15	27	48
JARVIS, Trenton	2008	.000	2	0	3	0	0	0	0	0	1	0	.000	0	0	0	0	0	0	0	0
JERNIGAN, Karl	1998-01	.299	250	226	836	202	250	55	10	22	167	391	.468	106	61	159	22	14	7	66	86
JERNIGAN, Ryne	2005	.217	71	65	226	36	49	5	0	6	31	72	.319	19	9	47	7	3	3	4	6
JIMENEZ, Sebastian	2022-23	.167	13	3	18	3	3	1	0	1	2	7	.389	1	0	11	0	1	0	0	0
JOHNSON, Brandon	2014	.000	12	0	0	0	0	0	0	0	0	0	--	0	0	0	0	0	0	0	0
JOHNSON, Cobi	2015-18	.231	7	3	13	4	3	0	1	1	7	8	.615	4	0	5	0	0	0	0	0
JOHNSON, Jay	1979	.000	4	--	1	1	0	0	0	0	0	0	.000	1	0	0	--	0	0	0	0
JOHNSON, Jonathan	1995	1.000	12	11	1	1	1	0	0	1	3	4	4.000	0	0	0	0	0	0	0	0
JOHNSON, Larry	1962-64	.279	67	59	208	36	58	12	1	4	36	84	.404	31	2	26	--	2	3	6	--
JOHNSON, Sherman	2009-12	.298	228	200	755	176	225	53	2	17	146	333	.441	180	18	132	10	7	6	21	27
JOHNSTON	1961	.000	7	--	4	0	0	0	0	0	0	0	.000	0	--	1	--	--	--	0	--
JONES, Greg	1976-78	.255	83	--	137	36	35	5	3	1	15	49	.358	28	2	43	--	3	3	12	19
JONES, Hunter	2003	.000	2	0	2	0	0	0	0	0	0	0	.000	0	0	1	0	0	0	0	0
JONES, Jimmy	1982-85	.296	266	--	695	161	206	38	1	41	198	369	.531	156	4	124	--	7	3	18	25
JORDAN, Bobby	1967	.129	--	--	31	2	4	2	0	0	3	6	.194	3	--	4	--	--	--	0	--
JORDAN, Grady	1992-93	.280	76	63	193	57	54	8	2	3	19	75	.389	32	3	53	--	0	7	32	38
KAMAKA, Titan	2023-24	.233	51	32	133	18	31	9	0	5	21	55	.414	6	3	35	5	2	0	1	3
KANE, Matt	2009	.500	2	0	2	2	1	0	0	0	0	1	.500	1	0	0	0	0	0	0	0
KANELL, Danny	1993-94	.192	28	1	26	3	5	0	0	1	5	8	.308	1	0	5	--	1	0	0	0
KASIMIER, Doug	1968-71	.260	54	--	331	48	86	13	5	7	45	130	.393	32	--	62	--	--	--	8	--
KECK	1980	.222	63	--	9	7	2	0	0	0	3	2	.222	1	0	1	--	0	0	0	0
KEITH, John	1969-71	.212	10	--	151	14	32	3	1	1	16	40	.265	11	--	25	--	--	--	0	--
KELLER, Clyde	1988-89	.278	111	--	421	87	117	15	5	6	69	160	.380	73	4	86	--	2	7	22	17
KELLEY, Brian	2006	1.000	2	0	1	0	1	0	0	0	1	1	1.000	0	0	0	0	0	0	0	0
KELLOGG, Bob	1974-75	.333	24	--	18	10	6	2	0	0	2	8	.444	5	0	0	--	0	0	0	0
KELLY, Hayden	2015-16	.192	32	1	26	7	5	3	0	1	6	11	.423	5	7	14	2	0	0	0	0
KENNEDY, Terry	1975-77	.352	130	--	457	110	161	44	4	30	118	303	.663	67	7	68	--	7	0	2	6
KENNEY, Fred	1956-58	.192	23	1	26	3	5	0	0	0	3	5	.192	0	--	8	--	--	--	0	--
KIDD, Keith	1985-86	.266	93	--	154	49	41	7	0	8	31	72	.468	23	0	33	--	3	4	12	14
KIMBALL, Ricky	1991	.000	24	--	2	0	0	0	0	0	0	0	.000	0	0	0	--	0	0	0	0
KIMS, Ronald	1953	.091	8	--	11	3	1	0	0	0	--	1	.091	--	--	--	--	--	--	--	--
KING, John	1959-60	.263	33	--	95	10	25	2	0	0	13	27	.284	13	--	12	--	--	--	3	--
KINNEY, Matthew	2016	.000	1	0	0	0	0	0	0	0	0	0	.000	0	0	0	1	0	0	0	0
KIRKLAND, Doug	2020-23	.333	4	2	6	1	2	1	0	0	1	3	.500	0	0	3	0	0	0	0	0
KLOSTERMAN, Jeremiah	1996-99	.293	193	122	501	80	147	30	2	13	105	220	.439	83	17	68	11	5	3	1	1
KNIEF, Brett	2013-14	.289	96	62	246	42	71	10	2	3	36	94	.382	28	10	48	8	4	10	5	6
KNIGHT, Godfrey	1948, 50	.083	10	7	12	3	1	0	0	0	0	1	.083	2	--	2	--	--	--	0	--
KOCH, Dale	1957-59	.302	61	--	215	34	65	9	2	3	58	87	.405	25	--	9	--	--	--	5	--
KOLE, Curt	1975	.184	29	--	38	5	7	2	0	0	1	9	.237	7	0	--	--	1	2	1	2
KOSCO, Drew	1984-85	.273	94	--	183	37	50	9	0	6	31	77	.421	23	1	35	--	2	0	0	1
KRAFT, Brian	2000	.125	10	0	8	2	1	0	0	0	1	1	.125	1	0	3	0	0	0	0	0
KRAMER, Emerson	1948	.000	4	3	9	0	0	0	0	0	0	0	.000	2	--	3	--	--	--	0	--
KRAMER, G.	1952	.000	1	--	1	0	0	0	0	0	0	0	.000	0	--	0	--	--	0	0	--
KULL, Bob	1964-65	.222	9	--	9	1	2	0	0	0	1	2	.222	1	--	1	--	--	--	0	--
KWIATKOWSKI, Clayton	2017-19	.000	1	0	1	0	0	0	0	0	0	0	.000	0	0	0	0	0	0	0	0
LACEY, Logan	2020-22	.272	118	108	427	69	116	25	2	18	73	199	.466	35	17	109	3	4	4	10	12
LACY, Mark	1981-82	.357	128	--	431	114	154	30	9	30	109	292	.677	81	3	55	--	6	2	4	7
LANFORD, Ernie	1958-60	.289	45	--	114	17	33	1	2	0	19	38	.333	12	--	17	--	--	--	1	--
LANGFORD, Rick	1973	.295	59	--	237	43	70	70	3	6	39	164	.692	13	2	33	--	3	0	12	18
LANIER, T.J.	1949-50	.188	7	2	16	1	3	1	0	0	4	4	.250	0	0	0	--	0	--	0	--
LANIGAN, Bob	1949	.000	--	--	4	0	0	0	0	0	0	0	.000	0	0	3	--	0	--	0	--
LAWRENCE, Gary	1965-66	.276	60	--	145	19	40	5	2	0	23	49	.338	20	--	17	--	--	--	4	--
LEBER, Mike	1970-71	.280	37	--	118	23	33	3	0	2	15	42	.356	24	--	13	--	--	--	6	--
LEDBETTER, Jeff A.	1983-84	.213	32	--	75	11	16	2	0	4	12	30	.400	8	0	24	--	0	0	0	--
LEDBETTER, Jeff S.	1979-82	.346	262	--	968	285	335	62	8	97	346	704	.727	177	7	124	--	15	1	16	25
LEE, Larry	1973	.229	26	--	70	10	16	16	0	3	7	41	.586	10	0	23	--	1	2	4	5





# INDIVIDUAL CAREER STATISTICS - HITTING

Player	Season	Avg.	GP	GS	AB	R	H	2B	3B	HR	RBI	TB	SLG %	BB	HP	SO	GDP	SF	SH	SB	SBA
LEIBRANDT, Brandon	2014	.000	6	0	0	0	0	0	0	0	0	0	--	0	0	0	0	0	0	0	0
LEVY, Loren	1982	.000	2	--	0	0	0	0	0	0	0	0	--	1	0	0	0	0	0	0	0
LEWIS, Greg	1982	.000	4	--	0	1	0	0	0	0	0	0	--	1	0	0	--	0	0	0	0
LEWIS, Jimmy	1991	.000	15	--	1	0	0	0	0	0	0	0	.000	0	0	0	--	0	0	0	0
LEWIS, Richie	1986-87	.200	7	--	5	3	1	0	0	0	0	1	.200	1	0	1	--	0	0	0	0
LEWIS, Ronald	1987	.247	65	--	194	43	48	5	3	2	24	65	.335	22	2	52	--	1	5	34	38
LEZCANO, Carlos	1974-77	.278	219	--	742	157	206	36	8	23	141	327	.441	78	3	101	--	16	3	41	50
LiBRANDI, John	1972-73	.310	126	--	445	91	138	78	9	7	95	255	.573	86	3	43	--	4	0	20	16
LICATA, Joe	1981	.331	76	--	275	48	91	21	1	11	63	147	.535	27	3	34	--	7	1	1	3
LIEBSACK, Tony	1991-92	.280	112	46	261	51	73	13	1	1	37	91	.349	40	9	33	--	3	5	8	17
LITTLE, Doug	1986	.429	5	--	14	4	6	1	0	0	5	7	.500	3	--	1	--	1	0	0	0
LITWHLER, Woody	1962-63	.105	16	--	19	4	2	0	0	0	2	2	.105	3	--	3	--	--	--	0	--
LOCKARD, Ed	1950-53	.189	28	9	74	11	14	2	0	0	5	16	.216	3	--	5	--	--	0	0	--
LODISE, Alex	2024	.281	62	62	217	50	61	14	0	9	44	102	.470	19	10	64	3	2	7	6	7
LOFTIN, Jim	1963	.429	22	--	42	5	18	3	0	0	3	21	.500	1	--	11	--	--	--	5	--
LONG, Max	1953-56	.304	29	5	148	27	45	1	3	1	16	55	.372	--	--	--	--	--	--	--	--
LONG, Wayne	1956-57	.000	2	0	1	1	0	0	0	0	0	0	.000	0	--	0	--	--	--	5	--
LOPEZ, Mickey	1993-95	.286	202	193	724	163	207	41	14	10	116	306	.423	94	16	118	3	10	10	82	102
LOPEZ, Rafael	2009-11	.300	165	149	513	106	154	33	1	13	90	228	.444	74	18	94	9	9	9	10	14
LOTT, George	1969	.250	--	--	40	2	10	3	0	0	5	13	.325	0	--	13	--	--	--	0	--
LUECK, Jackson	2016-18	.302	163	148	572	123	173	29	3	28	134	292	.510	86	25	146	8	10	3	11	14
LUGO, Jose	1974	.194	33	--	103	9	20	0	0	0	12	20	.194	8	1	9	--	1	0	1	1
LUKER, John	1949	.000	--	--	1	0	0	0	0	0	0	0	.000	0	0	0	--	0	--	0	--
LYNCH, Kevin	2002-04	.375	8	1	8	1	3	0	0	1	1	6	.750	0	0	1	0	0	0	0	0
LYNCH, Matt	2003	.000	1	0	1	0	0	0	0	0	0	0	.000	0	0	1	0	0	0	0	0
LYTTLE, Jim	1966	.324	52	--	222	58	72	9	6	13	51	132	.595	27	--	34	--	--	--	17	--
LYTTLE, Keith	1989	.000	7	--	3	0	0	0	0	0	0	0	.000	0	0	1	--	0	0	0	0
MADDOX, Emery	1949	.115	--	--	26	5	3	0	0	0	1	3	.115	3	1	2	--	0	--	1	--
MADISON, Rick	1960-62	.291	66	--	223	57	65	12	5	7	39	108	.484	32	--	36	--	--	--	18	--
MAIER, Marty	1973-74	.224	59	--	170	17	38	7	0	0	21	45	.265	21	0	24	--	2	4	3	7
MALONE, Ryne	2004-06	.306	202	183	706	161	216	51	8	31	167	376	.533	113	21	154	8	19	9	28	38
MANASA, Brandon	2003-05	.165	98	7	91	22	15	1	1	0	8	18	.198	15	1	22	2	0	1	2	45
MANGHAM, Eric	1984-86	.309	196	--	566	159	175	22	8	19	109	269	.475	112	3	90	--	5	13	66	94
MANGIN, Hal	1957	.500	3	--	4	1	2	0	0	0	0	2	.500	0	--	0	--	--	--	0	--
MANGIN, Harold	1961-62	.331	51	--	181	34	60	10	3	1	28	79	.436	17	--	17	--	--	--	6	--
MANLEY, Tom	1989	.000	12	--	11	1	0	0	0	0	1	0	.000	4	0	2	--	0	1	0	0
MANN, Ed	1953-54	.500	3	--	26	3	13	0	0	1	1	16	.615	--	--	--	--	--	--	--	--
MARANO, David	1978	.500	3	--	2	1	1	0	0	0	1	1	.500	1	0	1	--	0	0	0	0
MARCINCYK, T.R.	1993	.259	35	9	54	11	14	4	0	3	15	27	.500	9	0	20	--	0	0	1	2
MARCONCINI, Chris	2015	.229	48	45	144	24	33	7	0	7	36	61	.424	40	8	36	1	2	0	1	3
MARKS, Steve	1965-66	.167	10	--	18	2	3	0	0	0	0	3	.167	2	--	6	--	--	--	0	--
MARSHALL, Jimmy	2007-09	.429	5	0	7	3	3	1	0	0	0	4	.571	0	0	2	0	0	0	0	0
MARTIN Jr., Mike	1993-95	.272	208	207	679	136	185	44	1	20	148	291	.429	140	19	92	3	24	11	35	52
MARTIN, Mike	1965-66	.354	74	--	268	60	95	8	7	8	62	141	.526	38	--	27	--	--	--	13	--
MARTIN, Neil	1958-61	.363	61	--	190	54	69	11	4	3	24	97	.511	66	--	37	--	--	--	6	--
MARTIN, Robby	2019-21	.293	134	128	499	86	146	29	1	15	119	222	.445	74	6	132	14	9	1	4	5
MARTIN, Tyler	2020-22	.286	98	91	343	88	98	15	1	2	43	121	.353	83	20	53	2	4	2	11	14
MARTINEZ, Lionel	1980-81	.334	140	--	476	163	159	29	5	11	85	231	.485	155	3	52	--	5	4	24	31
MARTINEZ-ESTEVE, Eddy	2003-04	.379	120	117	456	98	173	39	4	28	124	304	.667	59	12	86	8	7	0	10	15
MARZAN, Jose	1984-87	.312	269	--	978	244	305	59	12	35	192	495	.506	161	7	120	--	19	14	98	123
MASON, John	1967-68	.274	33	--	201	37	55	6	3	6	30	85	.423	24	--	34	--	--	--	12	--
MASTIN, Steve	1968	.200	14	--	35	7	7	4	1	1	6	16	.457	6	--	14	--	--	--	0	--
MATHES, Garret	2021	.190	15	5	21	3	4	0	0	0	0	4	.190	2	2	9	0	0	0	0	0
MATHIS, Brock	2022	.254	33	14	67	14	17	3	0	6	15	38	.567	6	0	28	2	0	0	0	0
MATHIS, Lonnie	1969	.000	--	--	1	1	0	0	0	0	0	0	.000	1	--	0	--	--	--	0	--
MATTHEWS, Floyd	1969	.211	--	--	38	5	8	1	0	0	0	9	.237	8	--	7	--	--	--	2	--
MAXIE, Kyle	2006	.155	38	11	58	7	9	1	0	0	4	10	.172	11	3	21	3	0	0	1	2
MAYFIELD, Henry	1996-98	.248	96	15	125	31	31	6	0	1	19	40	.320	39	4	24	2	1	0	5	7
McARDLE, Jim	1976-77	.258	95	--	302	65	78	10	2	3	41	101	.334	49	1	44	--	1	2	15	19
McARDLE, Ryan	2006	.279	35	12	61	9	17	2	0	2	8	25	.410	5	1	16	0	1	1	0	1
McBRIDE, Clyde	1963	.200	24	--	30	6	6	2	0	0	7	8	.267	5	--	9	--	--	--	5	--
McBRYDE, Monty	1964-65	.290	53	--	155	40	45	5	1	2	26	58	.374	27	--	27	--	--	--	11	--
McCALEB, Blair	2000-02	.253	168	122	423	87	107	23	0	9	88	157	.371	88	25	71	8	4	7	1	4
McCARRON, Owen	1955-58	.328	78	24	344	89	113	7	6	2	29	138	.401	19	3	30	--	1	--	37	--
McCLAIN, Justin	2000	.333	12	0	12	2	4	0	0	0	0	4	.333	0	0	1	1	0	0	0	0
McCLELLAN, Chad	1986	.180	48	--	61	7	11	2	0	1	12	16	.262	8	--	11	--	0	3	1	2
McCORKEL, Shawn	1997-98	.234	71	43	167	41	39	8	0	8	30	71	.425	14	5	41	0	1	6	11	12
McCORMICK, Gene	1958, 1960	.400	26	--	45	18	18	3	0	2	13	27	.600	2	--	6	--	--	--	5	--
McCRAV, Kevin	1992-93	.257	114	53	214	45	55	13	1	7	41	91	.425	51	7	53	--	2	3	5	11
McDONALD, Blane	1978	.393	60	--	201	42	79	9	3	4	39	106	.527	30	2	17	--	2	2	3	4



# INDIVIDUAL CAREER STATISTICS - HITTING

Player	Season	Avg.	GP	GS	AB	R	H	2B	3B	HR	RBI	TB	SLG %	BB	HP	SO	GDP	SF	SH	SB	SBA
McDOUGALL, Marshall	1999-2000	.383	143	143	596	186	228	49	8	43	173	422	.708	86	13	87	7	5	1	36	46
McGEE, Mike	2008-11	.341	249	234	842	219	287	57	5	52	245	510	.606	154	21	191	23	12	11	28	37
McGEE, Stephen	2010-13	.258	160	132	431	87	111	30	1	9	97	170	.394	124	27	75	16	14	5	6	10
McGLONE, Rick	1975-77	.229	97	--	245	41	56	8	1	10	46	96	.392	55	3	45	--	5	3	0	1
McKELVY, Lynn	1950	.257	11	9	35	11	9	0	0	0	5	9	.257	--	--	--	--	--	--	0	--
McKINNEY, Joe	1965	.172	14	--	29	5	5	1	1	1	5	11	.379	3	--	3	--	--	--	0	--
McNEESE, John	1991	.000	5	--	0	0	0	0	0	0	0	0	--	1	0	0	--	0	0	0	0
McQUADE, Tony	2001-03	.343	151	127	501	143	172	46	7	19	106	289	.577	106	7	110	9	8	2	33	41
McQUAIG, Charles	1994	.000	1	0	0	0	0	0	0	0	0	0	--	1	0	0	--	0	0	0	0
McQUEEN, Barry	1971	.000	13	--	17	1	0	0	0	0	0	0	.000	3	--	7	--	--	--	0	--
McSHANE, Ray	1960-62	.228	28	--	57	6	13	2	0	0	6	15	.263	7	--	15	--	--	--	0	--
MEARS, Wayne	1975	.243	52	--	173	27	42	7	5	5	30	74	.428	14	1	--	--	5	2	4	7
MEJIA, Ryan	2017	.333	10	0	9	1	3	0	0	0	4	3	.333	1	0	0	0	0	0	0	0
MELTON, Ronald	1949-52	.323	50	35	282	56	91	12	3	3	40	118	.418	8	0	5	--	0	2	9	--
MENDOZA, Drew	2017-19	.300	170	170	596	137	179	38	3	33	133	322	.540	146	14	184	13	10	2	8	11
MESCHKE, Mike	2009-10	.298	59	16	94	23	28	10	0	3	23	47	.500	19	0	25	2	1	0	0	0
MESSICK, Parker	2021-22	.225	13	10	40	3	9	0	0	1	5	12	.300	2	1	15	0	0	0	0	0
MEWBOURNE, Roy	1965-67	.261	40	--	207	33	54	4	4	2	28	72	.348	33	--	16	--	--	--	12	--
MITENTKIEWICZ, Doug	1993-95	.348	209	208	715	189	249	55	5	35	190	419	.586	174	10	94	2	10	9	27	34
MILLER, Darren	2015-16	.259	87	50	193	30	50	12	0	2	30	68	.352	36	6	50	7	1	0	3	8
MILLER, Justin	2002	.000	1	0	1	0	0	0	0	0	0	0	.000	0	0	0	0	0	0	0	0
MILLER, Peter	2011-12, 14	.500	28	7	8	1	4	1	0	0	3	5	.625	1	0	1	0	0	0	0	0
MILLER, Seth	2011-13	.230	171	115	417	73	96	26	6	4	60	146	.350	60	26	103	8	7	8	16	22
MILLS, Billy "Cooter"	1951-54	.313	48	0	252	71	79	4	3	0	25	89	.353	23	--	10	--	--	2	8	--
MILNER, Don	1978-79	.275	111	--	338	76	93	13	5	12	64	152	.450	61	9	54	--	6	2	11	14
MITCHELL, Bert	1982-84	.252	132	--	123	37	31	4	0	0	15	35	.285	17	4	19	--	3	1	8	14
MOATES, Dave	1969	.258	--	--	213	45	55	2	7	1	21	74	.347	24	--	20	--	--	--	23	--
MOBLEY	1982	.375	10	--	8	4	3	0	0	0	2	3	.375	2	0	1	--	1	0	0	0
MOBLEY, David	1977-79	.293	161	--	546	111	160	20	0	30	115	270	.495	53	1	96	--	7	4	5	7
MONTGOMERY, Ladson	2013-14	.291	53	5	55	4	16	2	0	0	7	18	.327	9	4	4	0	0	0	0	0
MOORE, Connor	2022-23	.182	25	1	11	7	2	0	0	0	3	2	.182	3	2	4	0	1	1	1	1
MOORE, Tom	1954	.214	--	--	42	4	9	1	0	0	7	10	.238	--	--	--	--	--	--	--	--
MORALES, Richie	2021	.000	4	1	5	0	0	0	0	0	0	0	.000	0	0	3	0	0	0	0	0
MORGAN, Jack	1953	.149	17	--	47	12	7	2	0	0	9	191	--	--	--	--	--	--	--	--	--
MORGAN, Steven	1994-96	.311	100	60	148	29	46	7	1	13	42	94	.635	21	3	4	3	2	2	3	5
MORRIS, Jeremy	1994-97	.336	272	253	899	222	302	78	12	46	273	542	.603	146	7	133	22	17	5	61	85
MOSS, Rick	1970-71	.167	4	--	12	5	2	0	0	0	0	2	.167	5	--	6	--	--	--	1	--
MUCHOWICZ, Harold	1957	.000	3	--	2	1	0	0	0	0	0	0	.000	1	--	1	--	--	--	0	--
MUELLER, Ty	1989, 1991-93	.285	235	124	712	121	203	47	4	25	136	333	.468	87	15	184	--	8	11	36	54
MULLEN, Les	1950-51	.284	50	22	176	35	50	6	4	1	29	67	.381	14	--	8	--	--	2	4	--
MULROY, Mike	2014	.000	4	0	2	2	0	0	0	0	1	0	.000	0	0	0	0	1	0	0	0
MURPHY, Dago	1948	.273	16	16	66	18	18	3	2	2	14	31	.470	12	--	10	--	--	--	9	--
MURRAY, Don	1964	.333	6	--	9	0	3	1	0	0	4	4	.444	0	--	3	--	--	--	0	--
NAVARRO, Ray	2009	.286	6	0	7	1	2	0	0	0	2	2	.286	1	0	2	0	0	0	0	0
NEDEAU, John	1992	.333	19	0	3	1	1	1	0	0	0	2	.667	0	0	2	--	0	0	0	0
NEDEAU, Steve	1993-96	.293	194	103	393	79	115	16	5	2	47	147	.374	48	1	36	8	5	8	26	35
NEDIN, Tim	1989	.000	19	--	1	0	0	0	0	0	0	0	.000	0	0	1	--	0	0	0	0
NELSON, Carl	1959-60	.059	14	--	17	3	1	0	0	0	0	1	.059	1	--	4	--	--	--	0	--
NELSON, Mat	2019-21	.300	127	122	410	98	123	29	0	30	109	242	.590	72	32	128	6	8	10	10	15
NEMEROFF, Harvey	1974-75	.000	11	--	4	1	0	0	0	0	0	0	.000	1	0	0	--	0	0	0	0
NETTLES, Ronald	1948-51	.183	38	34	120	22	22	4	0	0	14	26	.217	17	0	10	--	0	--	4	--
NEWMAN, George	1948	.000	1	0	1	0	0	0	0	0	0	0	.000	0	--	0	--	--	--	0	--
NICHOLS, Dave	1969-72	.305	114	--	701	183	214	32	15	11	97	309	.441	144	--	122	--	--	--	82	--
NICHOLS, Dick	1968	.250	8	--	4	0	1	0	0	0	1	1	.250	2	--	0	--	--	--	0	--
NICHOLS, Gary	1963-65	.283	96	--	297	72	84	17	4	7	54	130	.438	42	--	53	--	--	--	5	--
NIEPORTE, Quincy	2015-17	.300	183	176	664	102	199	43	0	23	168	311	.468	59	31	69	21	16	4	3	5
NILES, Jack	1993-94	.265	113	67	234	49	62	9	2	3	43	84	.359	27	10	53	--	2	12	14	22
NOGOWSKI, John	2012-14	.282	171	140	511	104	144	28	3	9	105	205	.401	91	23	80	18	9	4	7	15
NOWLIN, Klyne	1951-53	.125	9	0	8	4	1	0	0	0	0	1	.125	2	--	3	--	--	1	1	--
O'BRIEN, Danny	1973, 75	.333	44	--	12	1	4	4	0	0	4	8	.667	0	0	4	--	0	1	0	0
O'BRIEN, Sean	2011-12	.256	35	4	43	3	11	2	0	1	9	16	.372	2	0	9	1	2	0	0	0
O'CONNOR, Ruairi	2005-09	.265	150	63	257	56	68	19	0	6	51	105	.409	33	8	45	10	3	4	6	9
O'DELL, Bo	2007-08	1.000	2	0	1	1	1	0	0	0	0	1	1.000	0	0	0	0	0	0	0	0
OLSON, Phil	1994-95	.000	40	0	3	0	0	0	0	0	0	0	.000	0	0	3	0	0	0	0	0
OPPENHEIM, Steve	1972	.000	5	--	1	0	0	0	0	0	0	0	.000	0	--	1	--	--	--	0	--
ORAVETZ, Tommy	2006-09	.297	226	113	481	95	143	32	6	13	93	226	.470	80	40	100	13	8	6	3	3
ORDONEZ, Santiago	2023	.000	2	0	1	0	0	0	0	0	0	0	.000	0	0	1	0	0	0	0	0
OSBURN, Pat	1970	.167	--	--	42	5	7	1	0	0	1	8	.190	7	--	8	--	--	--	0	--
OTERO, George	1998	.217	47	21	83	21	18	3	2	2	12	31	.373	17	0	22	1	1	0	3	4
OWENS, Jackson	2015	.286	9	0	7	5	2	0	0	0	1	2	.286	0	1	0	0	1	0	0	0



# INDIVIDUAL CAREER STATISTICS - HITTING

Player	Season	Avg.	GP	GS	AB	R	H	2B	3B	HR	RBI	TB	SLG %	BB	HP	SO	GDP	SF	SH	SB	SBA
PACETTI, Joe	1985	.333	29	--	15	12	5	1	1	0	5	8	.533	1	0	3	--	0	0	2	2
PADGETT, Al	1948	.170	16	14	53	4	9	0	0	0	3	9	.170	5	--	4	--	--	3	--	--
PAINTER, Gary	1990	.000	10	--	1	0	0	0	0	0	0	0	.000	0	0	1	--	0	0	0	0
PARKER, Billy	1948-50	.237	18	16	93	16	22	3	1	0	4	27	.290	9	0	20	--	0	--	8	--
PARKER, Brad	1988-90	.304	189	--	670	145	204	41	2	27	170	329	.491	91	14	111	--	7	2	26	40
PARKER, Derek	1979	.000	3	--	1	0	0	0	0	0	0	0	.000	0	0	0	--	0	0	0	0
PARKER, Geoff	2009	.250	3	0	4	0	1	0	0	0	0	1	.250	0	0	1	0	0	0	0	0
PATTERSON, Craig	1978-79	.373	123	--	467	113	174	23	8	13	106	252	.540	63	1	26	--	10	1	23	28
PEACHER, Brant	2004-05	.314	96	56	223	41	70	14	0	6	40	102	.457	24	5	45	6	4	3	4	5
PERES, Ed	1973	.000	6	--	0	0	0	0	0	0	0	0	--	0	0	0	--	0	0	0	0
PEREZ, Eduardo	1989-91	.328	206	--	641	160	210	30	4	15	118	293	.457	82	18	128	--	8	10	63	86
PERRY, Isaiah	2020-22	.250	60	17	72	18	18	4	0	1	5	25	.347	11	2	28	0	0	0	7	7
PETREY, Donovan	2016-17	.233	70	21	103	20	24	4	0	1	12	31	.301	19	6	15	4	0	2	2	2
PHILIP, Jerry	1957-58	.333	39	--	141	33	47	4	2	4	27	67	.475	12	--	11	--	--	7	--	--
PINKERMAN, Charlie	1958	.143	14	--	14	2	2	0	0	0	0	2	.143	5	--	1	--	--	--	0	--
POMPELIA, Augie	1950-51	.293	37	37	150	39	44	3	1	4	24	61	.407	--	--	--	--	--	--	--	--
PORCELLI, Ed	1986-87	.333	3	--	3	2	1	0	0	0	0	1	.333	0	0	0	--	0	0	0	0
PORTER, Tom	1968-70	.263	6	--	80	21	21	3	1	0	8	26	.325	24	--	12	--	--	--	10	--
POSEY, Buster	2006-08	.398	195	194	749	213	298	56	8	33	206	469	.626	127	13	101	24	10	9	18	25
POSEY, Cory	2000	.167	9	0	6	0	1	1	0	0	0	2	.333	0	0	3	0	0	0	0	0
POSEY, Jack	2008-09, 11	.227	101	53	211	34	48	9	0	7	45	78	.370	32	6	50	6	6	5	0	1
PRICE, Dave	1971-73	.094	37	--	32	4	3	0	1	0	2	5	.156	10	0	11	--	0	1	0	0
PROBST, Jeff	2001-02	.243	95	55	230	46	56	14	2	2	34	80	.348	32	9	52	6	2	4	4	6
PUTZ, Jude	2023	.333	5	0	3	1	1	0	0	0	1	1	.333	1	0	1	0	0	0	0	0
RALEIGH, Cal	2016-18	.282	194	193	723	140	204	50	3	32	143	356	.492	132	8	128	22	9	1	4	6
RALSTON, Jim	1950	.000	2	0	2	0	0	0	0	0	0	0	.000	--	--	--	--	--	--	0	--
RAMSEY, Craig	1978-81	.267	172	--	483	106	129	29	4	12	87	202	.418	80	12	81	--	7	4	18	24
RAMSEY, James	2009-12	.339	245	209	781	212	265	48	15	34	202	445	.570	157	31	160	8	20	6	33	42
RANNEY, Cliff	1964-65	.090	26	--	78	12	7	3	2	0	11	14	.179	6	--	17	--	--	--	0	--
RANK, Treyton	2022-23	.284	92	62	243	38	69	8	4	1	24	88	.362	20	4	59	2	1	0	9	14
RAU, Rocky	1989-90	.242	112	--	260	53	63	8	1	0	39	73	.281	43	2	48	--	3	1	22	28
READ, Robby	2002	.000	0	0	1	0	0	0	0	0	0	0	.000	0	0	1	0	0	0	0	0
READY, Gene	1964	.000	2	--	0	0	0	0	0	0	1	0	--	0	--	0	--	--	--	0	--
REAMS, Derek	1993	.429	13	0	14	2	6	1	0	0	5	7	.500	1	0	7	--	0	0	0	0
REBOIN, Bob	1989-90	.340	83	--	212	47	72	10	0	2	26	88	.415	32	5	23	--	4	6	16	25
REED, Jim	1963-64	.268	73	--	298	69	80	6	0	0	20	86	.289	43	--	33	--	--	--	19	--
REED, Jody	1983-84	.323	147	--	570	177	184	45	3	15	98	280	.491	136	10	43	--	6	1	56	70
REIBLING, Mike	1967-69	.185	4	--	27	2	5	0	0	0	1	5	.185	3	--	10	--	--	--	0	--
REICHERT, Brandon	2007	.311	62	62	225	43	70	16	0	3	51	95	.422	17	7	26	9	2	5	1	2
RHINO, David	1982	.256	48	--	90	21	23	3	1	2	17	34	.378	12	1	14	--	0	0	0	0
RICE, Loren	1951	1.000	1	0	1	1	1	0	0	1	1	4	4.000	--	--	--	--	--	--	--	--
RICE, Marty	1971-73	.228	47	--	101	10	23	6	1	1	13	34	.337	5	0	20	--	0	1	0	0
RICHARDSON, D'Vontrey	2007, 09	.333	97	57	210	64	70	11	4	2	30	95	.452	19	10	55	7	3	0	4	7
RICHIE, Todd	2003	.366	58	68	265	60	97	26	0	12	78	159	.600	43	2	35	3	5	0	5	7
RICHIE, Tony	2001-02	.325	128	123	455	86	148	32	3	16	107	234	.514	29	11	85	17	11	3	2	2
RICHMOND, Kevin	2002-03	.227	77	15	110	33	25	3	0	0	18	28	.255	15	0	28	6	2	1	1	3
RIGBY, Kevin	1978	.348	29	--	69	15	24	2	0	0	14	26	.377	7	1	5	--	3	2	2	2
RIGNEY, Justin	1992	.180	31	11	61	12	11	2	0	2	7	19	.311	8	2	20	--	0	0	3	3
ROATCHE, Dan	1970-72	.284	73	--	218	36	62	11	3	8	39	103	.472	46	--	44	--	--	--	0	--
ROBERTS, Brett	2022	.300	58	58	217	39	65	18	1	5	25	100	.461	21	6	36	8	3	1	6	8
ROBERTS, Chris	1990-92	.301	205	66	677	139	204	48	7	32	175	362	.535	84	4	126	--	10	8	39	55
ROBINSON	2002	.200	15	0	5	4	1	1	0	0	2	2	.400	0	0	1	0	0	0	0	1
ROBINSON, Kenny	1991	1.000	18	--	1	0	1	0	0	0	0	1	1.000	0	0	0	--	0	0	0	0
ROBINSON, Matt	1982-83	.276	145	--	416	89	115	17	4	2	58	146	.351	92	4	45	--	5	9	12	19
ROBINSON, Shane	2004-06	.357	206	206	830	227	296	58	9	14	117	414	.499	119	27	86	16	8	4	100	112
RODGERS, Charlie	1958-59	.240	49	--	192	46	46	5	4	3	32	68	.354	22	--	36	--	--	--	3	--
RODRIGUEZ, Carlos	1975	.264	37	--	91	16	24	6	1	0	13	32	.352	7	0	--	--	0	0	2	4
RODRIGUEZ, Raul	2004	.000	9	0	5	1	0	0	0	0	0	0	.000	2	0	2	1	0	0	0	0
ROGERS, Nick	2001-02	.339	124	116	442	112	150	39	3	14	107	237	.536	71	15	87	7	12	1	39	53
ROJAS, Louis	2004	.200	15	0	10	5	2	0	0	0	1	2	.200	8	0	6	0	0	0	0	0
ROMAN, Eric	2001	.000	1	0	1	0	0	0	0	0	0	0	.000	0	0	0	0	0	0	0	0
ROMANO, Ryan	2021	.170	22	13	53	8	9	0	0	0	4	9	.170	4	6	20	2	0	1	2	3
RONAN, Marc	1988-90	.323	206	--	725	196	234	42	4	18	145	240	.331	151	15	93	--	9	8	95	116
ROSA, Tom	1972-73	.328	108	--	412	73	135	75	5	1	35	223	.541	62	0	47	--	1	2	9	4
ROSELL, Robert	1956-57	.289	54	18	152	27	44	7	1	0	26	53	.349	11	2	3	--	2	1	9	--
ROSS, DeAmez	2023-24	.273	84	56	238	52	65	7	2	4	36	88	.370	30	2	38	3	5	2	13	15
ROSS, Henry	1959-61	.333	31	--	51	11	17	4	0	0	6	21	.412	18	--	8	--	--	--	1	--
ROSS, Jack	1960, 62	.262	28	--	42	5	11	1	0	0	3	12	.286	9	--	4	--	--	--	0	--
ROUNTREE, George	1962-64	.253	59	--	170	25	43	4	3	1	20	56	.329	15	--	15	--	--	--	5	--
RUDI, Mike	1987	.226	22	--	31	3	7	0	0	1	7	10	.323	7	1	10	--	0	0	0	1



# INDIVIDUAL CAREER STATISTICS - HITTING

Player	Season	Avg.	GP	GS	AB	R	H	2B	3B	HR	RBI	TB	SLG %	BB	HP	SO	GDP	SF	SH	SB	SBA
RYE, Jack	2005-08	.354	257	244	882	191	312	57	3	31	190	468	.531	162	17	107	15	20	16	36	77
SAFERIGHT, Harry	1970-71	.287	54	--	359	58	103	12	7	12	81	165	.460	40	--	42	--	--	4	--	--
SAILOR, Tom	1982	.000	14	--	4	3	0	0	0	0	0	0	.000	1	0	1	--	0	0	1	1
SALAZAR, Jeremy	1995-98	.303	224	176	680	148	206	49	2	33	172	358	.526	72	11	125	19	11	4	5	13
SALVATORE, Mike	2018-19	.294	127	127	503	99	148	31	5	8	78	213	.423	68	13	50	11	10	4	14	20
SANCHEZ, Alec	2019	.225	40	10	71	10	16	1	0	0	6	17	.239	7	0	15	1	1	0	2	2
SANDERS, Chuck	1952-53	.200	12	--	25	1	5	0	0	0	1	5	.200	4	--	4	--	--	1	1	--
SANDERS, Deion	1987	.267	60	--	210	41	56	8	4	3	21	81	.386	21	4	31	--	1	2	27	36
SANSONE, John	2013-16	.273	251	249	894	192	244	65	0	21	174	372	.416	126	65	215	16	11	14	19	29
SARRON, Pete	1965-66	.635	87	--	148	56	94	15	4	6	51	135	.912	27	--	30	--	--	--	9	--
SAULS, Mark	2003-04, 06	.271	70	67	221	48	60	8	1	1	33	73	.330	48	9	44	5	4	6	15	17
SAULS, Matt	2003	.268	60	59	190	46	51	9	2	5	36	79	.416	32	11	50	2	0	9	14	17
SAUNDERS, Bill	1976	.000	1	--	0	0	0	0	0	0	0	0	--	0	0	0	--	0	0	0	0
SAXNER, Steve	1985-86	.271	92	--	140	38	38	4	0	8	35	66	.471	47	0	33	--	3	0	2	4
SCANTLING, Hunter	2009, 11-12	.333	3	1	3	0	1	0	0	0	0	1	.333	1	0	2	0	0	0	0	0
SCARCE, Mac	1970-71	.182	29	--	11	0	2	0	0	0	0	2	.182	0	--	3	--	--	--	0	--
SCARCE, Mike	1971-72	.200	41	--	10	0	2	0	1	0	2	4	.400	0	--	2	--	--	--	0	--
SCHAFFER, Glayden	1954	.600	--	--	5	3	3	1	0	0	1	4	.800	--	--	--	--	--	--	--	--
SHELLER, Jim	1970	.152	--	--	33	4	5	1	0	0	3	6	.182	6	--	3	--	--	--	0	--
SCHIMCHAK, Ken	1977-79	.283	87	--	205	48	58	9	0	8	34	91	.444	32	2	26	--	2	3	8	11
SCHMITZ, Mike	1993	.307	60	53	192	39	59	8	1	13	43	108	.563	21	5	36	--	2	1	5	11
SCHNUTE, Greg	1968-70	.239	17	--	230	46	55	10	4	2	23	79	.343	57	--	49	--	--	--	17	--
SCHROEFFEL, Scott	1993-94	.306	111	73	268	58	82	15	5	2	36	113	.422	55	3	36	--	1	7	22	35
SCHULTZ, Brian	2004	.000	9	0	4	0	0	0	0	0	0	0	.000	0	0	1	1	0	0	0	0
SCOTT, Sam	1999	.320	65	44	172	37	55	11	0	12	39	102	.593	39	2	35	9	0	0	2	3
SEEVERS, Riley	1955-57	.303	40	11	175	38	53	4	1	1	25	62	.354	6	2	5	--	--	--	5	--
SELLERS, Mike	1952	.000	1	--	1	1	0	0	0	0	0	0	.000	1	--	1	--	--	0	0	--
SENIOR, Bryan	1995-96	.206	81	8	68	24	14	4	0	0	13	18	.265	17	0	10	2	0	0	4	9
SENN, Roy	1949	.267	--	--	15	4	4	0	0	0	3	4	.267	0	2	1	--	0	--	0	--
SERRANO, Nandy	1991-92	.329	141	70	547	135	180	44	0	14	91	266	.486	66	15	52	--	12	8	17	26
SESSIONS, Ed	1951-52	.425	16	6	40	10	17	1	1	0	9	20	.500	3	--	1	--	--	1	0	--
SHAWER, AJ	2021-22	.185	30	5	27	4	5	1	0	0	1	6	.222	3	0	16	0	1	0	0	0
SHAW, Truby	1948	.080	10	9	25	2	2	0	0	0	0	2	.080	5	--	7	--	--	--	1	--
SHEFFER, Chad	1993-94	.219	95	64	201	44	44	12	2	2	27	66	.328	32	8	49	--	2	3	24	33
SHEPPARD, Jim	1952	.000	1	--	1	0	0	0	0	0	0	0	.000	0	--	0	--	--	0	0	--
SHEPPARD, Johnny	1952, 56-58	.211	50	8	166	22	35	1	1	2	21	44	.265	5	--	15	--	--	1	0	--
SHERRILL, Tim	1972-73	.301	97	--	309	53	93	49	4	11	55	183	.592	32	3	40	--	1	0	6	7
SHIFLETT	1962	.000	3	--	3	2	0	0	0	0	0	0	.000	2	--	1	--	--	--	0	--
SHOUPPE, Jamey	1982	.000	35	--	1	1	0	0	0	0	0	0	.000	0	0	0	--	0	0	0	0
SIKES, Herb	1971-72	.322	103	--	348	60	112	13	5	12	97	171	.491	24	--	28	--	--	--	4	--
SILVA, Dylan	2014-15	.000	19	1	0	1	0	0	0	0	0	0	--	2	0	0	0	0	0	0	0
SILVESTRI, Ken	1971-72	.000	4	--	1	0	0	0	0	0	0	0	.000	0	--	0	--	--	--	0	--
SIMMONS, Dylan	2020-22	.278	41	29	108	9	30	8	0	0	16	38	.352	18	1	50	1	1	0	2	2
SITZ, Scott	2013	.000	1	0	2	0	0	0	0	0	1	0	.000	0	0	0	0	0	0	0	0
SKELTON, Ross	1968	.208	11	--	24	4	5	0	2	1	7	12	.500	4	--	12	--	--	--	1	--
SKOK, Craig	1968-69	.161	2	--	31	4	5	0	0	0	2	5	.161	1	--	10	--	--	--	0	--
SKOUTELAKIS, Mike	1987	.304	56	--	102	25	31	8	0	2	24	45	.441	25	0	12	--	1	0	8	12
SLADE, Mike	1968-70	.219	2	--	32	6	7	2	1	1	3	14	.438	8	--	3	--	--	--	0	--
SLATON	1960	.200	7	--	5	1	1	0	0	0	0	1	.200	3	--	3	--	--	--	1	--
SLUSSER, Frank	1956-58	.273	22	0	44	8	12	3	1	1	11	20	.455	1	--	7	--	--	--	1	--
SMIERCIAK, Luke	2008	.340	43	5	47	18	16	3	1	0	11	21	.447	8	6	10	0	1	1	6	6
SMIT, Casey	2013-14	.298	99	61	242	43	72	11	0	1	38	86	.355	47	9	48	9	5	4	4	5
SMITH, Cam	2023-24	.331	117	117	478	121	158	30	6	28	93	284	.594	65	9	114	12	0	0	7	10
SMITH, Carter	2019-20	.241	61	34	137	29	33	7	0	3	19	49	.358	23	2	31	0	1	1	0	1
SMITH, Chris	1999-2000	.344	141	116	462	128	159	37	4	15	90	249	.539	66	18	80	12	5	2	3	3
SMITH, Derrick	2003-04	.251	97	55	227	35	57	19	1	7	45	99	.436	37	1	60	6	4	0	0	1
SMITH, Dwight	1961-62	.227	35	--	75	19	17	1	0	1	4	21	.280	9	--	5	--	--	--	4	--
SMITH, Gage	2014	.000	41	0	2	0	0	0	0	0	0	0	.000	0	0	1	0	0	0	0	0
SMITH, Ken	1951-52	.269	35	14	108	28	29	2	2	1	19	38	.352	24	--	12	--	--	0	4	--
SMITH, Richie	2001-02	.251	118	66	243	67	61	10	2	8	40	99	.407	62	7	67	5	1	6	15	19
SMITH, Roger	1972-73	.258	113	--	349	58	90	61	6	3	46	172	.493	42	1	46	--	4	1	21	20
SMITH, Vince	2021	.143	30	22	77	11	11	4	0	2	9	21	.273	12	2	29	1	1	2	0	1
SNYDER, Rick	1971-73	.308	135	--	416	79	128	78	9	3	64	233	.560	46	0	26	--	1	1	26	19
SNYDER, Tom	1982	.000	1	--	1	0	0	0	0	0	0	0	.000	0	0	0	--	0	0	0	0
SORRENTO, Paul	1984-86	.352	234	--	795	216	280	49	7	48	222	488	.614	184	8	127	--	16	0	28	36
SPANO, Bobby	1999-2000	.191	112	27	136	40	26	3	1	1	14	34	.250	28	6	36	1	0	1	5	7
SPITZER, Kyle	1960-62	.292	34	--	48	13	14	0	0	0	8	14	.292	19	--	4	--	--	--	1	--
SPIVEY, Josh	2005-07	.265	96	48	185	28	49	11	0	4	30	72	.389	31	2	31	6	1	1	1	3
SPOONER, Jim	1967	.200	--	--	5	6	1	0	0	0	1	1	.200	3	--	1	--	--	--	0	--
SPRADLING, Stephen	2012	.262	35	11	42	11	11	1	0	0	4	12	.286	4	12	13	1	0	0	0	1



# INDIVIDUAL CAREER STATISTICS - HITTING

Player	Season	Avg.	GP	GS	AB	R	H	2B	3B	HR	RBI	TB	SLG %	BB	HP	SO	GDP	SF	SH	SB	SBA
SPRAGUE, Gary	1966	.379	51	--	195	69	74	13	3	5	27	108	.554	46	--	11	--	--	--	20	--
SPRAGUE, Geoff	1996-97	.303	123	110	406	77	123	32	3	9	95	188	.463	57	3	30	10	12	12	21	34
STAHL, Robby	2010-11	.130	35	0	23	9	3	1	0	0	3	4	.174	10	0	10	0	1	0	0	0
STEED, Richard	1975	.000	1	--	1	0	0	0	0	0	0	0	.000	0	0	--	--	0	0	0	0
STEWART, Darrel	1967	.133	--	--	15	3	2	0	1	0	0	4	.267	3	--	2	--	--	--	0	--
STEWART, DJ	2013-15	.344	177	177	633	157	218	54	4	27	168	361	.570	147	27	117	14	8	1	24	32
STIDHAM, Jason	2007-09	.349	189	188	713	177	249	54	7	29	187	404	.567	117	26	100	10	21	5	16	31
STILLE, Kent	1963	.375	8	--	8	2	3	0	0	0	0	3	.375	1	--	1	--	--	--	0	--
STOCKS, Nick	1998	.000	8	7	1	0	0	0	0	0	0	0	.000	0	0	0	0	0	0	0	0
STRAUSS, Ryan	2005-08	.291	78	50	179	24	52	10	1	3	26	73	.408	12	0	27	4	1	4	6	9
STRICKLAND, Conner	2022	.000	3	0	4	0	0	0	0	0	0	0	.000	0	0	2	0	0	0	0	0
STRINGFELLOW, Marv	1965-67	.216	27	--	125	16	27	2	0	1	21	32	.256	21	--	15	--	--	--	2	--
STRODE, Billy	2014-15	.000	26	4	1	0	0	0	0	0	0	0	.000	0	0	1	0	0	0	0	0
STUART, Ricky	1978	.500	2	--	2	1	1	0	0	0	1	1	.500	0	0	1	--	0	0	0	0
STUBBS, Michael	1988	.161	31	--	31	7	5	0	0	1	10	8	.258	6	1	8	--	0	2	4	5
STUYVERSON, Sean	2006	.167	16	0	12	1	2	0	0	0	0	2	.167	0	1	2	2	0	0	0	0
SUAREZ, Ken	1963-64	.365	18	--	137	30	50	5	0	6	33	73	.533	26	--	11	--	--	--	3	--
SULLIVAN, Len	1967	.000	--	--	2	0	0	0	0	0	0	0	.000	0	--	1	--	--	--	0	--
SULLIVAN, Tom	1954	.000	--	--	2	0	0	0	0	0	0	0	.000	--	--	--	--	--	--	--	--
SUMNER, Walt	1968-69	.280	29	--	289	70	81	16	5	7	34	128	.443	36	--	85	--	--	--	27	--
SUSEGE, Rudy	1950, 52	.219	10	0	32	8	7	1	0	0	2	8	.250	6	--	4	--	--	0	0	--
SWANSON, Cooper	2018-21	.195	90	48	164	35	32	6	0	10	20	68	.415	46	6	75	1	0	0	10	11
SWEENEY, Harvey	1954-56	.261	4	2	23	7	6	0	0	0	3	6	.261	--	--	--	--	--	--	--	--
SWOOPE, Alvin	2013	.500	3	0	2	1	1	0	0	0	0	1	.500	1	0	1	0	0	0	0	0
SZYMANSKI, Karl	1973-74	.250	17	--	16	0	4	0	0	0	6	8	.500	4	0	6	--	2	2	0	0
TADDEO, Steve	1986-87	.318	126	--	302	73	96	24	4	3	57	137	.454	45	0	39	--	4	2	35	47
TAMAYO, John Marc	1988-90	.260	160	--	358	90	93	15	1	4	62	124	.346	53	5	46	--	3	5	23	35
TANDLICH, Jeff	1974	.178	17	--	45	3	8	1	0	1	9	12	.267	6	0	2	--	2	2	0	0
TANNER, Bill	1948	.200	12	8	40	8	8	2	1	0	7	12	.300	4	--	6	--	--	--	1	--
TAPLEY, Stuart	2008-11	.304	234	225	770	170	234	48	1	35	167	389	.505	143	31	210	15	15	15	17	24
TAYLOR, Jordan	2023	.167	21	4	18	0	3	1	0	0	0	4	.222	1	0	10	0	0	1	0	0
TEAGLE, Buddy	1961-63	.295	97	--	325	59	96	21	4	8	58	149	.458	62	--	46	--	--	--	4	--
TEBBETTS, George	1980	.250	11	--	64	14	16	2	0	3	14	27	.422	5	0	12	--	0	1	1	1
TEBBETTS, Steve	1973-75	.333	103	--	339	72	113	10	3	5	52	144	.425	67	6	12	--	3	1	46	56
TEEL, BILLY	1950-51	.179	12	6	28	2	5	0	0	0	2	5	.179	--	--	--	--	--	--	--	--
THIGPEN, Clint	2000	.000	29	1	13	6	0	0	0	0	1	0	.000	7	0	3	1	1	0	0	0
THOMAS Jr., Tony	2005-07	.325	199	198	710	200	231	52	14	23	127	380	.535	119	31	180	11	10	6	59	75
THOMAS, Allen	1962-63	.143	31	--	49	7	7	1	1	0	6	10	.204	6	--	16	--	--	--	2	--
THOMAS, Brady	2006-07	.208	30	0	24	2	5	3	0	0	3	8	.333	2	1	6	2	0	0	0	0
THOMAS, Mitch	1976	1.000	2	--	1	0	1	0	0	0	0	1	1.000	1	0	0	--	0	0	0	0
THOMAS, Tom	1964-66	.299	100	--	324	65	97	11	5	9	61	145	.448	34	--	33	--	--	--	9	--
THOMPSON, DiCarlo	2004	.000	1	0	0	0	0	0	0	0	0	0	--	0	0	0	0	0	0	0	0
THIBBS III, James	2022-24	.338	176	165	616	173	208	45	2	55	170	422	.685	131	15	150	10	4	0	14	16
TICE, Mike	1978	.250	27	--	48	12	12	2	1	1	7	19	.396	11	0	12	--	0	1	1	1
TOOLE, Scott	2001-02	.226	114	74	279	64	63	9	4	2	30	86	.308	38	9	60	3	4	4	10	14
TORAL, Alex	2022	.212	59	55	208	27	44	13	0	15	49	102	.490	22	6	77	3	2	0	0	1
TRAVIS, Devon	2010-12	.315	177	171	655	150	206	58	4	17	99	323	.493	90	15	101	28	8	14	17	24
TRAYLOR, Ronnie	1978-79	.294	96	--	310	60	91	18	1	16	67	159	.513	31	9	31	--	2	1	2	3
TRIPPEL, Lance	2023-24	.235	30	6	34	2	8	0	0	0	3	8	.235	2	0	8	0	2	0	0	0
TROWBRIDGE, Bob	1949-52	.216	51	32	259	60	56	10	3	4	53	84	.324	22	0	24	--	2	0	13	--
TROXELL, Shawn	1987	.000	2	--	0	0	0	0	0	0	0	0	--	0	0	0	--	0	0	0	0
TRULUCK, Hank	2014-17	.253	145	33	170	38	43	10	0	2	31	59	.347	35	13	60	2	3	6	6	9
TRULUCK, Roasty	1950	.270	12	9	37	6	10	0	0	0	5	10	.270	--	--	--	--	--	--	0	--
TUCKER, John	1962	.000	5	--	4	0	0	0	0	0	0	0	.000	0	--	3	--	--	--	0	--
TUGGLE, Gale	1955-56	.378	10	0	45	12	17	1	--	0	15	18	.400	--	--	--	--	--	--	1	--
TURKO	1977	.182	12	--	11	3	2	0	0	0	2	2	.182	2	0	0	--	0	0	0	0
TURNER	1961	.000	5	--	4	1	0	0	0	0	0	0	.000	0	--	2	--	--	--	0	--
TWOMEY, Fred	1954-57	.329	43	26	289	71	95	19	7	10	68	158	.547	4	--	9	--	--	--	10	--
URQUHART, Whitey	1949	.000	--	--	0	0	0	0	0	0	0	0	--	0	0	0	--	0	0	0	--
VALDES, Ryan	2013	.000	13	0	7	1	0	0	0	0	0	0	.000	0	0	2	0	0	0	0	1
VAN EYK, CJ	2018-19	.000	1	0	1	0	0	0	0	0	0	0	.000	0	0	0	0	0	0	0	0
VARNES, Blair	2002	.000	1	0	1	0	0	0	0	0	0	0	.000	0	0	1	0	0	0	0	0
VASQUEZ, Mike	1970-71	.116	7	--	43	5	5	0	0	1	5	8	.186	8	--	7	--	--	--	0	--
VAUGHN, Bob	1955-56	.247	14	12	81	13	20	1	--	0	13	21	.259	--	3	--	--	--	--	1	--
VELEZ, Antonio	2019	.000	1	0	1	0	0	0	0	0	0	0	.000	0	0	0	0	0	0	0	0
VICKERSON, Nick	2008	.400	13	0	15	4	6	0	0	0	3	6	.400	3	0	4	0	0	0	0	0
VIERO, Gary	1976	.000	1	--	1	0	0	0	0	0	0	0	.000	0	0	1	--	0	0	0	0
VINCENT, Colton	2021-23	.228	127	107	351	47	80	18	1	3	45	109	.311	25	19	82	8	3	6	2	2
VINCENT, Wayne	1966-68	.289	24	--	114	12	33	7	0	4	22	52	.456	6	--	20	--	--	--	0	--
VOYLES, Jim	2014-17	.000	1	0	0	0	0	0	0	0	0	0	--	0	0	0	0	0	0	0	0



# INDIVIDUAL CAREER STATISTICS - HITTING

Player	Season	Avg.	GP	GS	AB	R	H	2B	3B	HR	RBI	TB	SLG %	BB	HP	SO	GDP	SF	SH	SB	SBA
WATTS, Bobby	1954-57	.194	12	--	36	5	7	0	1	0	4	9	.250	5	--	3	--	--	--	1	--
WALBOLT	1960	.333	5	--	3	2	1	0	0	0	0	1	.333	1	--	1	--	--	--	0	--
WALKER, Doug	1959-61	.338	61	--	213	52	72	10	9	0	45	100	.469	34	--	22	--	--	--	4	--
WALLS, Taylor	2015-17	.284	196	196	735	197	209	33	5	14	115	294	.400	178	8	145	15	7	4	31	36
WANICKA, Bob	1959	.188	10	--	16	2	3	0	0	0	2	3	.188	1	--	3	--	--	--	0	--
WARD, Jim	1965	.000	5	--	7	1	0	0	0	0	0	0	.000	1	--	1	--	--	--	0	--
WARDELL, Danny	2003-05	.259	159	95	359	81	93	25	2	21	79	185	.515	56	14	106	4	9	10	4	7
WASDIN, John	1991-92	.000	28	0	0	1	0	0	0	0	0	0	--	1	1	0	--	0	0	0	0
WEAVER	1980	.372	51	--	172	57	64	6	5	18	75	134	.779	39	1	23	--	4	0	28	31
WEAVER, Colby	1992-94	.285	167	116	404	82	115	20	3	9	72	168	.416	58	18	105	--	4	4	11	17
WEAVER, Luke	2014	.000	16	16	0	0	0	0	0	0	0	0	--	0	0	0	0	0	0	0	0
WEAVER, McGuire	2019	.313	18	0	16	4	5	2	0	0	4	7	.438	0	0	3	1	0	0	0	0
WELLS, Steven	2015-18	.232	176	90	327	75	76	16	1	10	56	124	.379	79	13	88	11	6	5	3	6
WERNKE, Ham	1952-55	.204	22	--	137	33	28	4	1	1	24	37	.270	9	--	6	--	--	0	1	0
WEST, Eddie	1976	.400	15	--	25	8	10	2	0	0	6	12	.480	4	0	3	--	0	0	0	0
WEST, Gage	2014-16	.246	93	38	171	32	42	11	2	3	29	66	.386	22	9	44	3	6	2	1	2
WEST, Jaxson	2024	.274	51	41	146	36	40	8	1	3	29	59	.404	27	5	19	2	3	2	2	3
WESTENDICK, Bill	1958-60	.296	57	--	179	45	53	12	1	6	37	85	.475	34	--	27	--	--	--	11	0
WHIDDEN, Chris	2001, 03	.000	6	0	6	0	0	0	0	0	0	0	.000	0	0	0	0	0	0	0	0
WHITAKER, Tom	1967-68	.279	35	--	226	43	63	10	1	4	34	87	.385	44	--	20	--	--	--	5	0
WHITE, Jimmy	1960-61	.319	42	--	163	31	52	6	3	3	29	73	.448	23	--	15	--	--	--	6	0
WHITE, Mayes	2022	.000	5	0	1	0	0	0	0	0	0	0	.000	2	0	1	0	0	0	0	0
WHITMER, Bob	1951	.158	6	5	19	4	3	0	0	0	1	3	.158	--	--	--	--	--	--	--	--
WILCOX, Bob	1962, 64-65	.291	85	--	292	57	85	10	1	5	52	112	.384	31	--	42	--	--	--	4	--
WILLIAMS, Denny	1972-73	.262	121	--	413	82	108	56	6	3	53	185	.448	86	1	65	--	0	1	14	11
WILLIAMS, Jordan	2023-24	.290	58	14	62	21	18	2	1	1	10	25	.403	14	4	13	0	2	3	15	17
WILLIAMS, Max	2024	.311	64	52	225	57	70	11	4	14	46	131	.582	19	9	54	0	2	4	5	6
WILLIAMSON	1962	.364	37	--	154	33	56	10	2	8	32	94	.610	15	--	29	--	--	--	13	--
WILLIAMSON, Billy	1963	.331	30	--	121	19	40	4	0	3	12	53	.438	4	--	19	--	--	--	2	--
WILLIAMSON, Bud	1956	.000	7	0	5	3	0	--	--	0	0	0	.000	--	--	--	--	--	--	--	--
WILLIAMSON, Gary	1963-64	.500	7	--	4	0	2	1	0	0	2	3	.750	0	--	1	--	--	--	0	0
WILSON, Jack	1948-49	.294	17	15	68	10	20	4	1	0	10	26	.382	6	0	13	--	0	--	5	0
WILSON, Paul	1992, 94	.000	40	0	2	0	0	0	0	0	0	0	.000	0	0	2	--	0	0	0	0
WINSTON, Jameis	2013-14	.209	83	37	158	27	33	9	3	0	13	48	.304	30	6	42	2	0	1	2	4
WITT, John	1948-52	.221	17	11	77	9	17	2	1	1	10	24	.312	5	1	5	--	2	1	2	0
WOOD, Howie	1967	.500	--	--	2	0	1	0	0	0	1	1	.500	0	--	1	--	--	--	0	--
WOODS, Willie	1987	.000	2	--	2	0	0	0	0	0	0	0	.000	0	0	0	--	0	0	0	0
WOODWARD, Matt	1995-98	.231	207	105	455	76	105	17	0	0	58	122	.268	80	105	67	3	7	9	7	8
WOODWARD, Woody	1962-63	.337	76	--	279	65	94	17	8	13	68	166	.595	48	--	30	--	--	--	12	0
WOOLEY, Bob	1966	.500	4	--	4	1	2	0	1	0	2	4	1.000	0	--	2	--	--	--	0	--
WYNN, Bob	1953-54	.189	7	--	37	8	7	2	0	0	2	9	.243	--	--	--	--	--	--	--	0
YARBROUGH, Casey	1992	.381	20	1	21	6	8	2	1	0	10	12	.571	0	0	3	--	0	0	0	0
YARNELL, Ed	1966-67	.230	10	--	100	15	23	3	0	2	7	32	.320	12	--	21	--	--	--	0	0
YASTRZEMSKI, Mike	1980-83	.294	279	--	944	244	278	62	12	40	223	484	.513	174	4	76	--	13	5	40	51
YGLESIAS, Manny	1953	.229	22	--	83	16	19	1	0	1	--	23	.277	--	--	--	--	--	--	--	--
YOCUM, David	1994	.500	20	0	2	1	1	0	0	0	0	1	.500	0	0	0	--	0	0	0	0
ZABALA, Jose	1995-98	.312	239	142	539	163	168	28	1	4	82	210	.390	113	46	70	14	6	25	22	30
ZECH, Bryan	2001-03	.283	181	165	598	141	169	36	1	6	88	225	.376	78	37	103	5	11	15	21	30
ZECH, Scott	1995-97	.324	261	241	853	229	276	46	8	17	175	389	.456	119	29	122	9	9	21	82	104
ZEIGLER, Bill	1967	.200	--	--	20	3	4	0	0	0	2	4	.200	5	--	6	--	--	--	1	--
ZEIGLER, Bob	1966	.143	11	--	14	1	2	0	0	0	1	2	.143	3	--	1	--	--	--	0	--
ZERA, Greg	1970-71	.200	7	--	10	1	2	0	0	0	0	2	.200	1	--	2	--	--	--	0	0
ZIMMERMAN	1961	.303	25	--	89	14	27	4	1	2	19	39	.438	8	--	5	--	--	--	3	--
ZIRZOW, Will	2014-18	.500	2	0	2	0	1	0	0	0	0	1	.500	0	0	0	0	0	0	0	0
ZOELLER, Tommy	1983-86	.261	161	--	352	71	92	21	1	11	87	148	.420	52	5	56	--	9	1	7	11
ZYLA, Al	1957	.000	1	--	1	0	0	0	0	0	0	0	.000	0	--	0	--	--	--	0	--



# INDIVIDUAL CAREER STATISTICS - PITCHING

Player	Season	ERA	W	L	APP	GS	CG	SHO	SV	IP	H	R	ER	BB	SO	2B	3B	HR	WP	HP	BK	SFA	SHA
ABRAHAM, John	2024	4.72	5	2	25	3	0	0/3	1	34.1	20	19	18	31	42	3	0	6	9	6	0	0	4
AHEARN, Tyler	2018-21	5.43	5	1	44	1	0	0	0	64.2	59	46	39	51	64	8	1	7	14	7	0	3	2
ALEXANDER, Bobby	1982	4.12	1	0	8	3	0	0	0	13.1	7	12	6	21	16	2	0	0	6	0	0	--	--
AMMANN, Gene	1968-70	1.43	31	2	44	36	20	3	--	295.1	165	69	47	141	311	--	--	--	--	--	--	--	--
ANDERSON, Jack	2019-21	2.75	4	1	33	3	0	0	5	59.0	48	28	18	15	66	7	0	6	5	2	0	3	2
ARMSTRONG, Andrew	2021-24	5.45	7	3	76	11	0	0/1	2	117.1	130	84	71	48	107	26	0	19	11	31	0	4	0
ARNOLD, Jamie	2023-24	3.97	13	8	43	26	0	0/1	1	149.2	135	83	66	53	208	34	1	13	5	23	0	3	9
ASH, John	1954-57	1.68	6	4	10	3	0	0	0	64.1	55	48	12	24	35	--	--	--	--	--	--	--	--
ASHMONT, Al	1985	8.71	4	0	10	8	1	0	0	31	26	33	30	42	29	6	0	7	4	5	1	--	--
ATWOOD, Jim	1953-56	1.88	7	8	19	7	4	1	0	129.1	126	46	27	55	81	--	--	--	--	--	--	--	--
AVITABLE, Tony	1955-56	0.37	8	1	14	11	6	1	0	96.7	56	32	4	61	134	--	--	--	--	--	--	--	--
AXON, Don	1957, 59	0.00	0	0	2	0	0	0	0	2.2	1	0	0	0	0	--	--	--	--	--	--	--	--
BAILEY, Roger	1990-92	3.27	35	9	55	52	8	1/--	0	333	317	148	121	136	280	18	4	10	13	9	4	--	--
BARFIELD, Brett	2023	15.88	0	1	7	0	0	0	0	5.2	12	12	10	5	3	3	1	2	1	0	0	0	0
BARINEAU, Mark	1983	0.00	0	0	1	1	0	0	0	1	0	0	0	0	0	0	0	0	0	0	0	--	--
BARRETT, Ben	2023-24	5.23	1	0	21	7	0	0	1	41.1	40	25	24	14	37	9	0	5	5	8	0	0	2
BARRETT, David	2022-23	8.20	0	0	23	1	0	0	0	18.2	27	20	17	19	24	6	0	5	8	2	0	0	0
BARTON, Chuck	1964	0.00	0	0	5	--	--	--	--	4.2	4	1	0	3	1	--	--	--	--	--	--	--	--
BASSETT, Joe	1948	0.00	0	0	1	0	0	0	--	1.1	3	3	1	0	--	--	--	--	--	--	--	--	--
BAUMEISTER, Jackson	2022-23	5.23	6	7	34	16	0	0	0	96.1	92	62	56	49	136	23	4	8	10	7	0	4	1
BECCACCIO, Al	1962-63	1.76	10	1	15	--	0	--	--	107.1	68	37	21	59	83	--	--	--	--	--	--	--	--
BEDINGFIELD	1977	2.97	0	0	6	0	0	0	0	9.1	8	4	3	3	5	--	--	0	2	0	0	--	--
BELL, Mike	1994-95	3.02	14	4	26	19	3	0/1	0	137.2	152	64	46	51	120	22	5	14	7	9	0	0	6
BENINCASA, Robert	2010-12	3.12	8	4	65	7	0	0/5	16	95.2	78	54	33	37	98	12	1	11	6	4	0	3	3
BENNETT, Daniel	2010-11	2.91	8	2	74	0	0	0/4	18	96	87	69	31	39	98	15	0	5	3	10	0	2	8
BENSON	1960	9.00	0	1	2	--	0	--	--	6	6	6	6	6	3	--	--	--	--	--	--	--	--
BENTLEY, John	1997-2001	3.34	13	3	43	17	1	0/2	2	143	144	72	53	32	93	27	1	249	7	8	4	3	7
BIEGALSKI, Boomer	2015	3.17	7	5	18	17	0	0/0	0	108	84	45	38	38	120	17	0	12	8	8	0	0	9
BIRO, Kyle	2012-13	7.91	0	1	34	0	0	0/4	0	33	41	30	29	30	37	10	1	1	4	5	1	2	2
BLASUCCI, Tony	1983	4.23	4	3	16	10	0	0	1	51.1	49	32	24	36	59	9	0	6	2	2	--	--	--
BLATICH, Taylor	2014-16	7.00	1	0	15	2	0	0/0	0	18	15	14	14	21	13	5	0	1	4	6	0	1	0
BOMBARD, Richard	1979	8.25	2	0	5	2	0	0	0	12	12	11	11	11	9	3	0	1	1	0	--	--	--
BONDANK	1962	0.00	0	0	2	--	0	--	--	2	2	0	0	0	0	--	--	--	--	--	--	--	--
BOXER, Jerry	1956-57	2.07	8	3	16	9	5	3	1	78.2	43	23	18	53	102	--	--	--	--	--	--	--	--
BOYD, LaDon	1967	2.33	10	1	11	10	8	2	--	85	74	27	22	24	70	--	--	--	--	--	--	--	--
BRADY, Mike	1987-90	2.86	11	3	51	4	0	0	7	135.2	152	59	43	42	144	--	--	9	13	9	1	--	--
BRETZ, Mike	1976-78	4.54	7	3	20	17	3	0	0	99.1	87	61	50	58	62	1	0	6	13	4	0	--	--
BRISTOL, Jack	1956-58	1.38	13	5	27	10	9	2	0	156.2	118	62	24	55	137	--	--	--	--	--	--	--	--
BROCK, Chris	1992	0.00	0	0	1	0	0	0/--	0	1	0	0	0	0	2	0	0	0	0	0	0	--	--
BROOKS, Kevin	1978	5.33	4	1	23	0	0	0	3	27	26	17	16	17	11	1	1	2	1	3	--	--	--
BROOKS, Marty	1966	2.30	3	0	13	--	--	--	--	43.1	40	17	11	16	37	--	--	--	--	--	--	--	--
BROWN, Dave	1973-74	4.49	1	2	18	0	0	0	2	32.1	36	23	16	15	20	--	--	1	3	1	0	--	--
BROWN, Forrest	1954	--	2	1	4	--	--	--	--	19	16	--	--	7	15	--	--	--	--	--	--	--	--
BROWN, Pete	1985	3.87	1	2	22	0	0	0	3	37.2	38	25	16	15	25	7	3	4	1	1	0	--	--
BROWNING, Barret	2005-06	4.49	11	6	47	26	0	0/2	0	156.2	185	92	78	79	123	26	4	11	8	25	1	6	13
BUCKLEY, Tye	2010-11	2.00	0	0	36	0	0	0/3	0	27	14	10	6	20	21	4	0	1	6	2	0	0	2
BULLOCK, Wallace	1951	--	0	0	1	0	0	--	--	8	10	5	--	2	0	--	--	--	--	--	--	--	--
BURGE, Travis	2006-07	4.14	2	1	54	0	0	0/4	2	63	64	34	29	23	61	13	1	4	5	9	0	1	3
BURKHEAD, Kenny	2013-14	7.96	1	0	17	2	0	0/1	0	18.1	26	17	16	11	11	10	0	2	2	0	0	0	1
BURT, Royce	1949	--	0	4	6	3	2	0	--	36.2	29	22	--	28	24	--	--	--	--	--	--	--	--
BUSCH, Brian	2009-12	4.34	18	7	94	29	0	0/6	1	261	244	170	126	118	207	48	4	22	16	27	1	13	26
BUTLER, Steve	1994-95	4.49	0	2	29	0	0	0/0	4	38.1	36	24	19	27	32	5	1	4	2	2	0	0	0
BYERLY, Rod	1987-88	3.14	14	7	45	24	3	0	5	189.1	184	88	66	42	154	--	--	18	8	1	0	--	--
BYRD, Alec	2014-17	3.75	11	4	101	4	0	0	1	124.2	114	60	52	51	130	17	2	13	9	12	0	3	7
CALHOUN, Howard	1948	--	4	3	9	7	5	1	--	63.1	44	46	--	46	71	--	--	--	--	--	--	--	--
CAMPOSANO, Ed	1968	14.12	1	0	3	0	0	0	--	5.1	9	8	8	4	2	--	--	--	--	--	--	--	--
CANNON, Eddie	2003-04	4.04	9	8	43	20	1	0/5	1	147	147	87	66	25	133	26	2	14	6	14	1	4	4
CAPPLEMAN, Bill	1967	9.00	0	0	2	0	0	0	--	3	4	4	3	3	1	--	--	--	--	--	--	--	--
CAREY, Brooks	1976-78	3.66	23	10	52	25	14	3	6	214	203	107	87	100	188	17	3	14	11	10	1	--	--
CARLTON, Drew	2015-17	3.48	18	12	71	30	1	1	7	227.1	234	105	88	57	194	49	3	14	5	18	1	5	23
CARRION, Jordan	2022-23	0.00	0	0	1	0	0	0	0	0.1	0	0	0	1	0	0	0	0	1	0	0	0	0
CASTELLANOS, Kris	2009	13.50	0	0	3	0	0	0/0	0	2	1	3	3	5	2	0	0	1	1	0	0	0	1
CHAMBERS, Brian	2004-07	4.22	6	3	90	3	0	0/3	1	115.1	127	71	54	43	80	23	1	7	7	12	4	5	7
CHAMBLISS, Tyler	2004-06	2.92	23	8	85	19	1	0/2	16	206.2	173	100	67	92	231	23	1	9	19	24	1	1	22
CHARLES, Joe	2022-24	6.19	1	0	34	0	0	0/3	2	36.1	28	27	25	24	40	8	0	1	6	8	0	4	0
CHAVEZ, Chris	1996-99	3.56	24	10	109	24	4	1/2	13	296.1	260	138	117	161	312	38	3	367	16	33	0	4	12
CHOATE, Randy	1995-97	3.24	29	7	56	40	10	1/1	1	305.1	273	134	110	94	281	44	2	584	14	24	1	9	24
CLEVELAND, Al	1970	2.73	1	0	8	0	0	--	--	13.2	8	4	4	10	12	--	--	--	--	--	--	--	--
COLE, Chester	1966	7.50	1	0	7	--	--	--	--	13.2	14	15	11	14	8	--	--	--	--	--	--	--	--
COLES, Robby	2013	3.50	4	2	30	0	0	0/2	9	36	30	14	14	16	35	5	1	2	2	3	1	1	0



# INDIVIDUAL CAREER STATISTICS - PITCHING

Player	Season	ERA	W	L	APP	GS	CG	SHO	SV	IP	H	R	ER	BB	SO	2B	3B	HR	WP	HP	BK	SFA	SHA
COLTZIE, Rick	1972	4.69	5	4	13	9	2	--	1	67.2	69	51	35	60	33	--	--	--	--	--	--	--	--
COMPTON, Mike	2012-14-16	3.53	28	12	61	58	2	2/5	0	306.0	327	148	120	78	216	62	11	17	2	19	2	9	20
COX, Sam	1948-49	--	3	1	5	5	3	0	--	33.1	36	27	--	14	15	--	--	--	--	--	--	--	--
CRAWFORD, Wes	1998	3.39	9	3	18	18	2	1/0	0	122.2	117	56	46	48	82	15	2	8	7	8	2	4	7
CREELY, Ken	1964-65	3.85	6	2	30	--	--	--	--	63.1	50	34	27	44	34	--	--	--	--	--	--	--	--
CROWELL, Wyatt	2021-23	2.15	10	4	46	1	0	0/1	3	88.0	64	33	21	34	121	12	1	4	9	15	0	1	3
CRUZ, Charlie	1992-95	2.78	11	6	73	20	2	0/1	5	207	184	81	64	107	233	25	1	9	14	13	0	2	3
DAHLEN, Dave	1963-64	2.95	0	1	3	--	--	--	--	6.1	6	2	2	0	2	--	--	--	--	--	--	--	--
DANIEL, Jim	1959-61	3.35	12	3	21	--	2	--	--	137	128	69	51	60	110	--	--	--	--	--	--	--	--
DAVIDSON, Daniel	2002-03	3.21	16	0	49	13	1	0	0	129.1	121	51	46	34	120	23	0	6	3	9	1	3	9
DAVIS, Bret	1988	2.47	7	4	23	0	0	--	2	80.1	78	37	22	29	77	--	--	3	3	2	0	--	--
DAVIS, Frank	1959-61	2.36	21	6	37	--	9	--	--	233.1	209	90	61	44	180	--	--	--	--	--	--	--	--
DAVIS, Hunter	2004	7.91	0	0	21	0	0	0/0	0	18.2	24	17	16	15	11	1	1	0	0	2	0	1	0
DAVIS, Josh	1996	5.93	0	1	10	0	0	0/1	0	9.1	6	8	6	11	16	2	0	0	6	3	0	0	2
DAVIS, Mike	1996	2.28	6	1	20	9	0	0/0	0	59.2	43	27	15	43	56	3	1	5	1	10	1	2	1
DAVIS, Tim	1991-92	2.69	18	6	48	10	4	1/0	10	184	134	61	55	61	233	11	1	9	10	10	0	--	--
DAVIS, Tommy	1962, 64	7.71	0	1	6	--	0	--	--	14	15	13	12	10	14	--	--	--	--	--	--	--	--
DEISE, Alex	2015-16	3.72	1	0	12	0	0	0/0	0	19.1	16	9	8	6	16	2	1	2	2	3	1	1	1
DeLOACH, Don	1978	5.73	2	2	8	4	1	0	0	33	31	24	21	23	38	1	1	4	3	23	--	--	--
DENISON, Ryan	2023-24	7.57	2	4	22	3	0	0	0	27.1	36	31	23	25	25	8	0	4	3	5	0	0	1
DIAZ, Zach	1996-99	3.72	13	9	116	5	0	0/4	6	208.1	195	98	86	64	170	36	1	303	8	9	1	8	17
DiBLASI, Matt	2003-06	3.65	1	3	106	0	0	0/4	4	101.1	98	49	41	34	100	31	2	2	4	13	1	1	4
DiBLASI, Mike	1997-2000	3.08	6	3	98	0	0	0/5	16	105.1	77	45	36	74	151	11	3	140	11	11	0	5	3
DODGE, Kevin	1981-82	3.48	0	0	13	0	0	0	0	18.1	15	8	7	3	17	3	0	2	1	0	0	--	--
DORSEY, Carson	2024	4.60	8	4	23	11	0	0/2	3	76.1	82	41	39	37	88	15	1	10	5	10	0	3	2
DREVIS, Jay	1984	24.55	0	0	1	0	0	0	0	1.1	3	3	3	1	1	0	0	0	0	0	0	--	--
DROBINE, Chip	1986	4.50	0	0	1	0	0	0	--	2	3	1	1	1	2	0	0	0	0	--	--	--	--
DROHAN, Roger	1949	--	2	1	4	3	1	0	--	25.2	33	15	--	7	16	--	--	--	--	--	--	--	--
DROHAN, Shane	2018-20	4.76	3	2	26	15	0	0	0	73.2	65	44	39	69	99	17	0	4	11	5	0	1	1
DUNBAR, Matt	1987-90	3.07	9	2	57	4	0	0	4	123.1	96	48	42	71	153	--	--	2	7	9	2	--	--
DUNN, Chris	1986	4.82	0	0	7	0	0	0	--	11.2	14	6	6	7	11	1	0	0	2	--	--	--	--
DUNN, Ross	2021-22	4.30	2	4	28	12	0	0/3	0	60.2	49	42	29	37	92	10	0	6	11	10	0	2	3
DURDEN, Andrew	2010	7.91	0	1	11	0	0	0/1	0	9.1	12	8	8	5	8	2	0	0	0	3	0	0	0
EATON, Craig	1975-76	2.86	8	8	23	16	6	1	1	126	100	55	40	61	91	--	--	6	8	2	0	--	--
ECHOLS, Frank	1961-63	3.77	3	2	16	--	0	--	--	31	25	14	13	21	15	--	--	--	--	--	--	--	--
EIGL, Rudy	1957-58	5.40	1	0	8	0	0	0	0	10	9	6	6	7	8	--	--	--	--	--	--	--	--
EVERETT, Tyler	2008-11	4.22	4	2	75	4	0	0/3	5	132.1	137	90	62	62	95	28	1	9	5	18	1	5	5
FAIREL, Matt	2007-08	3.60	14	2	39	18	0	0/2	1	145.1	135	68	58	52	126	33	3	8	6	9	1	1	6
FARMER, Terry	1973-74	2.64	16	5	33	29	10	0	0	184	147	79	54	106	120	--	--	6	9	4	2	--	--
FERGUSON, John	1969-70	1.60	5	3	21	4	2	0	--	56.2	45	15	10	20	54	--	--	--	--	--	--	--	--
FERNALD, Dave	1971-73	3.58	19	9	38	31	6	0	1	211.1	197	107	84	130	163	--	--	0	0	3	2	--	--
FERRAR, Butch	1962-63	10.76	1	1	7	--	0	--	--	9.2	16	14	11	12	2	--	--	--	--	--	--	--	--
FERRARO, Carl	1981	4.50	1	0	4	1	0	0	0	8	5	6	4	8	7	0	0	0	3	0	--	--	--
FINNVOLD, Gar	1989-90	2.70	25	7	39	37	11	0/0	1	270.2	233	105	81	82	250	--	--	11	11	6	0	--	--
FISCHER, Ken	1979-81	4.65	20	5	60	28	4	3	4	207.2	242	132	107	111	127	39	7	19	11	3	--	--	--
FLAKE, Robin	1970-71	3.87	6	5	16	12	2	0	0	72.1	57	40	31	49	59	--	--	--	--	--	--	--	--
FLOWERS, Drake	2023	13.50	0	0	4	0	0	0	0	2.2	8	9	4	5	2	4	0	2	0	0	0	0	0
FLOWERS, J.C.	2019	1.69	0	0	23	1	0	0	13	26.2	20	6	5	11	25	2	0	1	3	2	0	0	1
FOLSOM, Taylor	2015	3.86	2	0	15	0	0	0/0	1	14	17	9	6	12	11	4	0	0	3	2	0	2	0
FOX, Ray	1976, 78	4.58	5	2	13	6	1	0	0	45.2	64	36	23	17	21	15	0	8	4	0	--	--	--
FRANCIS, Ben	2008-09	8.96	1	0	24	0	0	0/0	0	23.1	36	28	23	18	13	5	0	4	3	2	0	2	1
FRANK, Ed	1972	6.84	1	0	20	1	0	--	3	25	36	27	19	25	16	--	--	--	--	--	--	--	--
FRASER, Ron	1954-59	2.78	4	2	10	1	2	0	0	42.1	44	30	13	16	22	--	--	--	--	--	--	--	--
FREEMAN, Clem	1981	5.53	7	2	16	15	2	0	0	86.2	104	56	53	32	65	13	3	15	2	4	--	--	--
FULLER, Bill	1970-73	2.58	26	11	55	36	7	1	2	293.1	279	125	84	77	240	--	--	7	1	0	3	--	--
GAGNON, John	1980	5.54	3	0	13	0	0	0	0	26	25	16	16	17	25	4	0	5	3	1	--	--	--
GARCIA, Tommy	1955-58	1.96	16	4	25	12	8	2	0	188	150	76	41	56	147	--	--	--	--	--	--	--	--
GARRETT, Lin	1967-68	2.79	9	3	22	16	2	1	--	119.2	96	53	37	76	105	--	--	--	--	--	--	--	--
GAST, John	2008-10	4.97	12	7	63	16	0	0/1	0	123.1	141	88	68	60	102	21	2	9	14	19	2	1	10
GEIST, Evan	2012	18.00	0	0	2	0	0	0/1	0	1	2	2	2	1	0	0	0	0	0	0	0	0	0
GELMINE, Steve	1982-85	5.09	12	4	56	25	3	1	0	166.1	180	126	94	123	143	24	5	16	27	5	1	--	--
GILBERT, Mark	1975	1.29	1	0	2	1	0	0	0	7	5	1	1	5	6	--	--	--	0	1	0	--	--
GILMARTIN, Sean	2009-11	3.93	33	13	56	50	3	0/3	1	330	307	213	144	92	321	58	3	35	20	17	2	15	15
GINN, Chris	1998-2001	2.87	8	3	91	5	1	1/3	2	116	95	41	37	55	106	16	0	9	8	16	1	1	4
GRADY, Conor	2018-21	3.86	20	11	67	27	0	0	2	181.2	150	88	78	74	218	36	4	22	8	9	0	4	9
GRAHAM, Caleb	2006-07	4.17	1	2	23	3	0	0/3	1	41	37	31	19	23	39	11	0	3	3	4	0	1	3
GRAY, Jeff	1981-84	3.83	28	13	75	46	8	2	4	338	351	193	144	88	214	58	11	41	8	7	0	--	--
GREGORY, Brad	1989-90	2.98	12	5	50	19	4	1/-	12	178.2	178	78	59	46	164	--	--	12	6	6	1	--	--
GROMEK, Carl	1969-70	2.05	5	0	18	5	1	0	--	57	47	17	13	32	33	--	--	--	--	--	--	--	--
GUEMPLE, Randy	1972-73	3.77	0	0	35	0	0	--	2	43	38	26	18	27	19	--	--	0	0	0	0	--	--





# INDIVIDUAL CAREER STATISTICS - PITCHING

Player	Season	ERA	W	L	APP	GS	CG	SHO	SV	IP	H	R	ER	BB	SO	2B	3B	HR	WP	HP	BK	SFA	SHA
HANEY, Chase	2016-21	3.45	16	5	138	0	0	0	2	141.0	119	65	54	47	149	28	1	11	6	17	2	10	7
HANSELMAN, Dave	1984	7.46	0	0	15	0	0	0	0	18.1	23	17	15	25	19	5	0	3	2	1	0	--	--
HARBAUGH, Don	1970-71	4.60	5	1	17	4	1	0	0	37.2	27	25	19	31	31	--	--	--	--	--	--	--	--
HARE, Davis	2020-22	3.45	3	7	57	0	0	0/2	7	73.0	59	42	28	28	100	9	0	11	14	5	0	1	3
HARRELL, Todd	1994	8.57	0	0	3	0	0	0/--	0	2.1	2	4	2	3	2	1	0	0	1	2	0	--	--
HARRIS, Bryan	1991-93	3.77	16	10	56	24	2	0/--	1	193.2	180	94	81	95	200	24	3	7	14	9	5	--	--
HARTMAN, Bob	1951	--	2	1	3	3	3	--	--	26	21	8	--	3	7	--	--	--	--	--	--	--	--
HATCHER, Rick	1979-81	3.56	20	8	60	23	12	2	5	225.1	224	113	89	74	134	35	4	15	8	12	--	--	--
HAWKINS, Chuck	1965-66	4.96	4	3	22	--	--	--	--	78	78	48	43	31	67	--	--	--	--	--	--	--	--
HAWKINS, Larry	1962	5.20	3	2	9	--	1	--	--	50.2	62	44	29	36	36	--	--	--	--	--	--	--	--
HAYNES, Marvin	1952	--	0	0	2	--	--	--	--	6	6	4	--	4	9	--	--	--	--	--	--	--	--
HEHEMANN, George	1953-56	2.58	8	2	19	5	2	0	1	94.1	87	31	27	33	21	--	--	--	--	--	--	--	--
HELM, Jim	1966-68	2.57	3	1	23	1	0	0	--	56	44	25	16	20	44	--	--	--	--	--	--	--	--
HENRY, Bryan	2005-07	2.60	32	9	53	47	1	0/5	0	322.1	272	111	93	75	273	47	3	24	2	24	5	5	13
HENSON, Tom	1969-70	1.29	7	2	17	7	2	0	--	70	59	17	10	33	44	--	--	--	--	--	--	--	--
HERRING, Ron	1973-74	3.66	10	9	33	24	8	2	2	167.2	145	85	68	90	157	--	--	9	9	3	2	--	--
HICKSON, Davion	2023	0.00	0	0	1	0	0	0	0	1.0	0	0	0	0	1	0	0	0	0	1	0	0	0
HIGGINBOTHAM, Wally	1953	2.73	4	2	11	2	1	0	1	46.2	37	22	14	48	--	--	--	--	--	--	--	--	--
HILL, Jeff	1967-69	1.84	5	3	21	8	5	1	--	83.1	78	36	17	14	56	--	--	--	--	--	--	--	--
HITT, Chris	1995	9.00	0	0	2	0	0	0/0	0	1	1	6	1	5	1	1	0	0	1	0	0	0	1
HODGES, Daniel	2000-03	2.56	14	6	127	0	0	0/6	31	221.1	225	89	63	46	182	30	3	16	4	9	3	9	10
HOHNE, Jerry	1958-60	3.56	1	4	22	--	1	--	--	58.2	51	49	23	43	47	--	--	--	--	--	--	--	--
HOLLOWAY, Rick	1978-79	5.21	8	6	25	23	4	0	0	114	110	76	66	91	71	16	2	10	17	10	--	--	--
HOLTMANN, Bryant	2012-15	3.55	16	2	80	16	0	0/5	0	162.1	157	73	64	62	102	26	1	9	9	13	3	5	9
HOLTON, Tyler	2016-18	2.44	13	7	37	29	2	1/2	1	191.2	138	74	52	65	234	28	1	13	18	19	0	3	10
HORNE, Bill	1973-74	2.30	4	4	20	12	3	0	2	86.1	59	34	22	52	76	--	--	0	7	3	0	--	--
HOWELL, Chuck	1994-97	4.00	22	5	87	26	3	0/2	7	245	253	133	109	73	205	44	3	377	14	18	1	4	9
HOWELL, Eddie	1965-66	2.06	9	3	25	--	--	--	--	109	61	38	25	53	106	--	--	--	--	--	--	--	--
HOWELL, Marty	1962-64	4.23	8	10	27	--	0	--	--	134	139	84	63	65	101	--	--	--	--	--	--	--	--
HOWELL, Wayne	1948	--	1	2	4	3	1	0	--	22.2	20	22	--	25	14	--	--	--	--	--	--	--	--
HUBBARD, Jason	1998-99	0.00	0	0	4	0	0	0/0	0	4	1	0	0	2	4	0	0	0	0	2	0	0	0
HUBBART, Bryce	2020-22	3.71	14	9	38	32	0	0	0	155.1	129	76	64	58	203	23	3	23	7	25	2	5	9
HUDSON, Scott	1997, 99	11.61	0	0	8	0	0	0/1	0	6.2	7	11	8	14	8	1	0	23	0	0	0	0	1
HULTS, Connor	2024	3.89	3	1	27	0	0	0/2	4	34.2	30	16	15	15	36	6	1	5	6	4	0	0	2
HUNGATE, Cade	2019	7.88	0	0	8	0	0	0	0	8.0	8	7	7	9	4	2	0	0	1	1	0	0	0
HUNT, Monroe	1964	4.26	1	1	6	--	--	--	--	19	23	12	9	8	7	--	--	--	--	--	--	--	--
HUTCHINSON, Gage	2018-19	8.27	1	0	20	0	0	0	0	20.2	33	25	19	12	22	7	0	3	4	6	0	3	1
HYDE, Michael	2005-07	4.03	26	5	57	44	1	1/2	1	248	251	133	111	93	181	44	1	20	10	25	0	7	20
JACOBS, Dylan	2022	16.20	0	0	5	0	0	0	0	3.1	3	7	6	5	4	1	0	0	0	0	0	0	0
JAMES, Rhett	2003-04	3.39	12	7	65	9	1	1/3	3	154.1	137	74	58	57	152	18	0	10	10	14	2	7	6
JARVIS, Trenton	2005, 07-08	8.82	0	0	19	0	0	0/0	0	10.2	15	14	10	11	13	5	0	0	4	5	0	0	0
JERNIGAN, Karl	2000-01	0.00	2	0	9	0	0	0/1	0	7.2	5	3	0	1	7	2	0	1	1	2	0	0	0
JOHNSON, Barry	1988-89	5.10	1	0	16	1	0	0/1	1	30	30	18	17	15	22	0	0	6	1	2	1	--	--
JOHNSON, Brandon	2011-14	4.33	2	1	46	0	0	0/2	1	54.1	57	31	26	17	34	7	1	3	4	4	2	3	2
JOHNSON, Cobi	2015-18	5.49	3	3	40	9	0	0/1	1	82.0	75	58	50	45	91	14	1	11	11	8	1	3	3
JOHNSON, Jonathan	1993-95	2.63	34	5	57	52	12	4/1	1	363.1	276	125	106	162	391	39	5	20	38	23	2	0	7
JONES, Greg	1978	8.11	0	1	6	0	0	0	0	12.2	21	12	11	7	4	3	0	2	1	0	--	--	--
JONES, Hunter	2003-05	4.20	9	5	57	26	1	0/4	0	167	175	103	78	47	139	30	1	19	5	17	0	8	9
JONES, Larry	1974-77	2.40	38	10	62	54	21	9	1	390.1	266	151	104	228	336	--	--	6	36	12	1	--	--
JORDAN, Hayden	2013	18.00	0	0	1	0	0	0/0	0	1	4	2	2	0	1	0	0	0	0	1	0	0	0
KANELL, Danny	1993	12.27	0	0	3	0	0	0/--	0	2.2	3	3	3	0	3	1	0	0	0	3	0	--	--
KARP, Andrew	2016-18	4.44	11	8	43	29	2	1/4	0	162.1	165	91	80	41	175	30	1	21	5	16	1	2	7
KEELER, Jay	1980-82	3.32	18	8	53	21	2	0	7	179	158	95	66	105	120	23	6	5	10	12	0	--	--
KEITH, John	1971	5.56	0	0	8	0	0	0	1	8.1	10	5	5	9	5	--	--	--	--	--	--	--	--
KELLER, Clyde	1988-89	3.20	23	5	41	29	6	3/0	3	202.2	185	91	72	67	204	--	--	17	8	6	5	--	--
KELLEY, Mike	1974-75	2.78	10	4	34	8	2	3	7	97	43	34	30	18	74	--	--	2	2	4	2	--	--
KELLY, David	1998	8.18	0	0	19	0	0	0/3	0	13.2	12	14	12	15	10	4	0	2	4	1	0	0	0
KENNEY, Fred	1956-58	3.59	4	4	23	4	1	0	1	70.2	67	46	28	34	48	--	--	--	--	--	--	--	--
KIMBALL, Ricky	1988-91	3.12	23	9	113	21	5	1/0	32	280	246	124	97	119	307	--	--	10	19	15	1	--	--
KINNEY, Matthew	2016	2.49	3	0	27	0	0	0/0	0	25.1	16	7	7	12	16	1	0	1	4	9	0	1	1
KIRKLAND, Doug	2020-23	6.75	3	3	32	0	0	0	4	41.1	28	33	31	32	49	5	0	6	13	4	0	2	1
KNIGHT, Godfrey	1948, 50	--	1	3	10	7	0	0	--	35.1	40	39	--	29	35	--	--	--	--	--	--	--	--
KOVENSKY, Steve	1986-87	5.67	6	1	45	2	0	0	3	76.2	94	54	48	41	70	8	0	9	11	1	--	--	--
KULL, Bob	1963-64	3.48	2	0	16	--	--	--	--	49.2	51	24	19	15	20	--	--	--	--	--	--	--	--
KWIATKOWSKI, Clayton	2017-21	3.04	7	3	97	2	0	0	2	136.0	116	56	46	65	158	21	2	9	13	10	1	8	5
LaMACCHIA, Marc	2001-03	3.65	17	4	36	25	0	0	0	158	160	75	64	49	133	30	0	13	10	17	3	4	4
LANGFORD, Rick	1973	0.00	0	1	2	0	0	--	0	3.2	3	1	0	1	2	--	--	0	0	0	0	--	--
LANIER, T.J.	1949-50	--	3	1	9	2	1	0	--	37.2	41	16	--	10	13	--	--	--	--	--	--	--	--
LEDBETTER, David	1982	7.20	0	0	10	0	0	0	0	10	7	10	8	13	13	2	0	3	4	0	0	--	--
LEDBETTER, Jeff A.	1982-84	4.49	6	1	31	9	1	0	0	90.2	83	52	45	58	58	13	2	10	9	3	2	--	--



# INDIVIDUAL CAREER STATISTICS - PITCHING

Player	Season	ERA	W	L	APP	GS	CG	SHO	SV	IP	H	R	ER	BB	SO	2B	3B	HR	WP	HP	BK	SFA	SHA
LEDBETTER, Jeff S.	1979-82	4.95	11	2	23	18	1	0	0	98.1	87	62	54	56	79	11	1	7	12	0	2	--	--
LEE, Mike	1986	1.98	2	0	15	0	0	0	0	18.2	15	9	4	7	16	5	0	1	0	--	--	--	--
LEIBRANDT, Brandon	2012-14	3.13	22	8	41	41	2	0/2	0	227.1	209	92	79	68	190	45	3	13	10	10	1	4	18
LEITER, Cam	2024	4.63	5	1	7	7	0	0/2	0	35.0	32	20	18	22	56	7	3	3	3	3	1	0	0
LEVY, Loren	1984	4.83	0	0	19	0	0	0	1	26.1	28	16	14	14	14	7	0	2	3	2	0	--	--
LEWIS, Jimmy	1991	4.61	9	2	15	15	1	1/--	0	76.2	73	42	39	45	83	--	--	--	13	2	0	--	--
LEWIS, Richie	1985-87	3.20	38	12	86	40	16	1	7	382.2	280	181	136	232	520	29	4	36	43	14	1	--	--
LITTLE, Doug	1983-86	3.48	49	18	90	78	22	4	0	549	533	287	212	178	370	81	11	49	22	11	0	--	--
LIZZMORE, LaWhit	1991-92	2.45	3	0	22	3	0	0/0	2	55	53	16	15	24	36	2	2	2	3	1	1	--	--
LOCKARD, Ed	1950-53	0.73	15	2	28	13	8	0	0	184.2	133	107	15	129	131	--	--	--	--	--	--	--	--
LOFTIN, Jim	1963	6.25	0	1	2	--	--	--	--	7.2	5	6	5	10	5	--	--	--	--	--	--	--	--
LONG, Brad	1978-79	3.21	3	0	4	2	0	0	0	11.2	12	5	4	7	7	0	0	1	0	0	--	--	--
LONG, Max	1953-56	1.17	19	7	25	9	5	1	0	208	180	54	27	81	117	--	--	--	--	--	--	--	--
LORD, Justin	2001	3.29	2	3	30	0	0	0	11	30.1	39	18	11	9	34	7	0	2	1	1	0	1	1
LOTT, George	1968-69	1.84	11	2	16	11	10	2	--	98	77	27	20	15	79	--	--	--	--	--	--	--	--
LOUCK, Brady	2024	7.06	1	1	14	4	0	0/1	0	21.2	27	18	17	15	27	6	0	4	6	4	0	2	0
LOYND, Mike	1983-86	3.44	45	10	74	58	8	3	1	395.2	348	197	151	173	417	67	5	32	26	7	4	--	--
LYNCH, Kevin	2002-05	3.07	36	10	155	19	1	1/7	6	275.2	268	126	94	85	249	57	3	24	2	16	1	9	9
LYNCH, Matt	2000-02	3.52	29	4	60	43	4	2/1	1	286	295	141	112	97	245	61	1	23	15	13	3	8	18
MADDEN, Corben	2010	9.00	0	0	4	0	0	0/0	0	2	3	2	2	6	2	0	0	0	0	0	0	0	0
MADISON, Rick	1959	0.00	0	0	1	--	0	--	--	2	1	0	0	3	0	--	--	--	--	--	--	--	--
MALPHRUS	1963	8.18	0	0	1	--	--	--	--	1.1	2	1	1	1	0	--	--	--	--	--	--	--	--
MANASA, Brandon	2004-05	4.29	0	0	3	0	0	0/0	0	4.2	3	2	2	5	0	0	0	0	0	0	0	0	0
MARKS, Steve	1965-66	2.17	7	0	13	--	--	--	--	54	45	16	13	24	29	--	--	--	--	--	--	--	--
MARSH, Brent	2006	2.49	3	1	29	0	0	0/0	1	36.2	23	12	10	10	25	4	0	3	2	2	0	2	4
MARSHALL, Jimmy	2006-09	3.38	11	5	108	2	0	0/5	12	136	122	62	51	86	142	20	2	4	10	14	0	11	6
MARTIN Jr., Mike	1994	0.00	0	0	1	0	0	0/--	0	1	0	0	0	0	1	0	0	0	0	0	0	--	--
MASTIN, Steve	1968	1.27	11	0	15	11	8	2	--	106	82	18	15	22	115	--	--	--	--	--	--	--	--
MAYER, Bob	1974-76	2.33	8	0	21	13	3	2	0	104.2	56	39	27	93	78	--	--	2	10	4	0	--	--
McCORKEL, Shawn	1997	0.00	0	0	1	0	0	0/0	0	0.2	0	0	0	0	0	0	0	2	0	0	0	0	0
McCUNE, John	1965	6.69	2	0	10	--	--	--	--	12.1	12	14	9	12	14	--	--	--	--	--	--	--	--
McDONALD, Jon	1998-2000	3.94	31	12	60	55	4	0/3	0	338	319	188	148	156	320	53	4	25	34	27	7	8	22
McGEE, Mike	2008-11	4.27	21	7	65	30	0	0/3	18	194.1	161	115	92	117	178	29	1	23	20	12	0	6	2
McKNIGHT	1977	0.00	0	0	1	0	0	0	0	1	1	0	0	0	1	--	--	0	0	0	0	--	--
McLEOD, Mike	1975-77	3.00	11	3	28	18	5	2	2	126.1	94	60	42	72	86	--	--	4	8	5	0	--	--
McMULLEN, Kyle	2021-22	4.50	0	0	10	0	0	0/1	0	12.0	11	6	6	10	11	2	1	2	0	1	0	0	0
McNEESE, John	1991	9.89	0	0	5	0	0	0/--	0	9.1	12	11	10	7	8	--	--	--	4	4	1	--	--
McQUEEN, Barry	1971	2.09	3	3	12	8	1	1	1	56	38	20	13	29	45	--	--	--	--	--	--	--	--
McSHANE, Ray	1960-62	3.77	10	5	24	--	5	--	--	136	132	86	57	67	104	--	--	--	--	--	--	--	--
MERIANAS, Gary	2011	4.50	6	2	13	7	0	0/1	0	38	42	42	19	13	26	8	0	3	0	2	0	2	3
MESSICK, Parker	2020-22	3.10	16	8	38	32	0	0/6	1	200.1	168	78	69	43	289	39	2	22	8	17	2	8	6
MILLER, Jim	1976-77	4.89	1	0	14	0	0	0	0	22.1	13	13	12	18	16	--	--	1	2	0	0	--	--
MILLER, Justin	2002	4.93	0	0	17	0	0	0	0	20.1	21	17	11	10	15	1	1	1	4	1	1	0	0
MILLER, Peter	2011-14	4.53	14	8	49	30	0	0/4	1	145.1	140	79	73	87	137	30	3	7	21	14	5	6	9
MILLER, Tim	1994	5.21	1	0	8	1	0	0/--	0	12.1	11	8	7	11	12	4	1	0	4	1	0	--	--
MONTGOMERY, Carson	2021-23	5.60	4	4	42	29	0	0	2	127.0	128	93	79	83	143	27	1	16	20	27	0	6	5
MOREYA, Al	1983	13.17	0	0	8	0	0	0	0	4.1	8	9	6	8	3	2	0	2	2	2	--	--	--
MORGAN, Steven	1993-96	3.18	25	9	75	36	3	1/3	2	269.1	248	113	95	98	197	40	2	19	11	27	0	4	6
MORGAN, Todd	1982-84	5.34	7	4	47	13	1	0	8	116.2	122	78	69	55	92	23	8	16	9	2	0	--	--
MOYER, Mitch	1974-75	2.25	0	0	7	0	0	0	0	8	5	3	2	7	1	--	--	1	0	0	0	--	--
MURRAY, Don	1964-65	3.28	2	1	7	--	--	--	--	30.2	27	17	11	22	17	--	--	--	--	--	--	--	--
NEDEAU, John	1990-92	2.24	3	1	47	0	0	0/0	7	64.2	59	26	16	22	60	4	1	1	3	6	0	--	--
NEDEAU, Steve	1993	1.88	3	3	23	0	0	0/--	3	43	24	12	9	15	35	5	0	0	3	2	0	--	--
NEDIN, Tim	1989	3.23	6	5	19	8	1	0/0	0	78.1	59	30	28	37	92	--	--	5	11	8	1	--	--
NEGRON, Oscar	1975	0.00	0	0	1	0	0	1	0	1	1	0	0	1	1	--	--	--	0	0	0	--	--
NEILL, Stephen	1996	2.47	0	0	16	0	0	0/1	0	18.2	12	7	5	10	17	1	0	1	1	2	0	1	0
NELSON, Carl	1958-60	3.56	3	4	16	--	1	--	--	58.2	41	42	23	44	53	--	--	--	--	--	--	--	--
NEWLIN, Jason	2002	12.00	0	0	3	0	0	0	0	3	7	5	4	1	3	2	0	1	0	0	0	1	0
NEZUH, Jackson	2021-22	7.50	1	0	17	1	0	0/1	0	18.0	19	19	15	15	18	5	1	3	2	3	0	4	3
NICHOLAS, John	1975-76	3.59	3	1	18	0	0	1	3	25.1	20	12	10	17	15	--	--	2	2	2	0	--	--
NICHOLS, Joe	1976-79	3.08	9	0	37	6	1	4	0	99.2	99	54	34	41	72	8	1	8	11	1	0	--	--
NIELSEN, Jerry	1987-88	4.13	14	5	34	30	5	0	0	170	178	103	78	99	170	--	--	11	18	2	0	--	--
NILES, Randy	1995-97	4.69	14	6	58	18	0	0/3	5	163.2	181	102	85	83	186	30	3	432	17	15	1	4	6
NOLAN, Connor	2011	4.29	0	0	4	0	0	0/0	0	2.1	2	2	1	3	2	0	0	0	0	0	0	0	0
O'BRIEN, Danny	1973-75	2.25	26	12	59	30	16	3	8	288.1	220	105	72	113	255	--	--	4	13	15	2	--	--
OCHS, Stephen	2005	5.11	0	0	11	0	0	0/0	0	14.1	21	9	8	7	11	1	0	0	3	1	0	0	1
O'DELL, Bo	2007-09	4.74	11	4	45	15	0	0/33	0	112	128	67	59	43	78	27	1	13	6	11	0	6	6
OLSON, Phil	1993-95	3.42	12	7	85	10	1	1/1	15	155.1	129	71	59	78	161	18	2	10	18	16	0	0	5
OPPENHEIM, Steve	1972	4.50	0	0	5	0	0	--	0	6	9	3	3	3	1	--	--	--	--	--	--	--	--
OSBURN, Pat	1970	0.93	12	2	18	17	6	--	--	126.2	73	23	13	61	154	--	--	--	--	--	--	--	--



# INDIVIDUAL CAREER STATISTICS - PITCHING

Player	Season	ERA	W	L	APP	GS	CG	SHO	SV	IP	H	R	ER	BB	SO	2B	3B	HR	WP	HP	BK	SFA	SHA	
OWEN, Dan	1975-76	2.89	9	0	13	8	2	2	0	59.2	46	22	19	29	28	-	-	2	6	8	0	-	-	
OXFORD, Brennan	2023-24	4.22	3	2	61	1	0	0/2	7	89.2	87	45	42	45	115	20	-	2	12	10	8	1	5	3
PAINTER, Gary	1989-90	3.62	7	2	21	15	0	0/0	0	82.1	87	42	33	31	80	-	-	5	6	2	1	-	-	
PARKER, Geoff	2008-10	4.67	16	5	77	24	0	0/0	4	206	204	123	107	101	193	40	2	21	26	27	1	8	13	
PARRISH, Drew	2017-19	3.84	20	9	54	49	3	0	0	293.0	240	143	125	98	346	42	6	33	10	19	1	8	10	
PEARSON, Brent	2001	5.25	1	0	11	0	0	0	0	12	11	7	7	9	10	1	0	0	1	0	1	1	0	
PERDUE, Hunter	2021	3.27	1	3	20	0	0	0	1	22.0	19	11	8	10	28	3	0	2	3	2	0	1	0	
PETERSON, Mark	2009	6.92	1	0	17	0	0	0/0	0	18.2	23	14	14	15	15	4	0	2	2	1	0	0	3	
PETERSON, Trent	2001-03	2.97	19	4	55	33	1	0/3	0	224.2	195	104	74	74	204	31	2	12	11	20	3	3	8	
PHILLIPS, Tim	1980-82	3.39	17	6	45	24	5	2	0	194	186	96	73	91	118	33	4	12	18	2	1	-	-	
PINDER, Chris	1984	0.00	0	0	6	0	0	0	0	6.2	2	0	0	0	6	0	0	0	0	0	0	-	-	
POLLACK, Chris	1986-87	3.11	19	7	38	33	7	5	1	214	201	101	74	86	210	14	1	17	5	3	-	-	-	
POLLOCK, Austin	2018-19	6.70	4	4	31	12	0	0	1	86.0	101	74	64	50	67	24	2	8	9	8	0	5	4	
POLLOCK, Bruce	1967	0.00	0	0	1	0	0	0	0	1.1	0	0	0	0	2	-	-	-	-	-	-	-	-	
PORCELLI, Ed	1986-87	4.01	9	1	43	4	1	2	3	101	95	52	45	36	55	7	0	7	5	1	-	-	-	
POSEY, Buster	2007-08	1.10	0	0	10	0	0	0/2	6	8.2	7	6	1	4	10	1	0	0	1	1	0	1	0	
POSEY, Jack	2009, 11	5.45	0	1	23	0	0	0/0	0	23.1	32	23	14	12	22	7	0	2	5	3	0	1	0	
PRICE, Dave	1971-73	2.76	7	3	37	24	3	9	4	124	104	56	38	63	79	-	-	0	0	1	1	-	-	
PROCTOR, Scott	1996-98	4.45	10	2	60	12	0	0/5	7	105.2	102	66	52	68	115	17	0	240	21	13	2	3	3	
RADZIWIW, Frank	2004	5.00	1	0	11	0	0	0/0	0	9	9	5	5	6	10	1	0	0	1	0	0	0	0	
RAMIREZ, Ronnie	2016-18	13.50	0	0	2	0	0	0/0	0	2	4	4	3	1	2	1	0	0	0	0	0	0	0	
RANREW, Cliff	1964-65	2.30	17	5	26	-	-	-	-	207	165	74	53	79	139	-	-	-	-	-	-	-	-	
READ, Robby	2001-02	4.52	18	7	60	33	1	0/2	0	205	194	131	103	87	204	37	2	19	17	36	1	3	13	
REIBLING, Mike	1967-69	1.88	6	3	23	11	3	1	-	91	78	32	19	31	96	-	-	-	-	-	-	-	-	
REITZ, Brandon	2017	6.00	0	0	3	0	0	0	0	3	3	2	2	2	3	0	0	1	2	0	0	0	0	
REVAK, Ray	1984-85	3.77	15	10	56	25	4	3	5	212.2	214	115	89	82	125	35	1	23	17	2	0	-	-	
RICE, Loren	1951	-	0	0	1	0	0	-	-	3	0	8	-	0	0	-	-	-	-	-	-	-	-	
RICE, Marty	1971-74	2.84	29	10	51	35	11	1	1	288	232	115	91	148	164	-	-	3	6	2	2	-	-	
RILEY, Jim	1978-79	3.79	14	9	30	29	12	2	0	197.2	216	103	83	71	114	35	10	13	5	7	-	-	-	
ROBERTS, Chris	1990-92	3.31	23	8	97	42	9	3/0	0	261.2	254	122	96	105	202	10	0	5	16	10	0	-	-	
ROBERTSON, Clay	1987	11.61	0	0	3	0	0	0	0	3.1	6	5	4	2	1	-	-	0	1	0	-	-	-	
ROBINSON, Kenny	1991	3.08	5	1	18	7	2	2/-	5	70.2	50	26	24	30	83	-	-	-	2	1	1	-	-	
ROMAN, Eric	1999-2002	2.35	4	4	61	0	0	0/2	10	69	51	31	18	33	55	6	1	4	11	14	0	2	0	
ROSEN, Danny	2007	5.58	2	2	26	4	0	0/2	8	45.2	45	30	28	19	64	4	1	6	3	6	0	1	4	
ROSS, Henry	1961	6.24	1	1	7	-	-	-	-	10.1	17	11	7	7	5	-	-	-	-	-	-	-	-	
ROSS, Jack	1960-62	4.15	2	0	10	-	1	-	-	39	47	27	18	25	33	-	-	-	-	-	-	-	-	
ROTHSCHILD, Larry	1974-75	3.67	6	3	32	9	2	1	8	93.1	96	48	38	51	74	-	-	2	9	3	0	-	-	
ROWAN, Hudson	2024	9.20	0	1	17	0	0	0/2	0	14.2	9	16	15	22	28	0	0	1	7	4	0	0	0	
RUCKDESCHEL, Chris	2021	99.00	0	0	1	0	0	0	0	0.0	1	1	1	1	0	0	0	0	1	1	0	0	0	
RUSHWORTH, Jim	1992	3.37	5	1	15	7	1	1/-	0	48.1	44	20	18	31	53	8	0	3	5	2	0	-	-	
SANDERS, Chuck	1952-53	2.07	4	4	13	4	1	0	0	65.2	61	39	15	28	18	-	-	-	-	-	-	-	-	
SANDS, Cole	2016-18	4.73	19	15	50	48	0	0/2	0	228.1	215	141	120	87	210	46	3	26	19	22	3	6	10	
SANTOS, Jerry	1988-89	4.00	6	1	17	11	0	0/0	1	54	63	30	24	31	44	-	-	2	10	0	0	-	-	
SAULS, Mark	2003-06	4.50	18	9	62	46	0	0/0	0	232.0	262	155	116	93	147	43	5	13	15	25	5	7	9	
SAUSER, Matt	2024	6.97	0	0	7	3	0	0/2	0	10.1	12	8	8	8	9	2	0	4	1	1	0	1	0	
SCANTLING, Hunter	2009-12	4.52	14	7	86	21	0	0/5	0	189.2	178	132	95	63	150	35	3	25	10	16	0	8	11	
SCARCE, Mac	1970-71	1.30	4	3	45	9	9	0	18	69.1	28	17	10	28	109	-	-	-	-	-	-	-	-	
SCHNEIDER, Ed	1980-81	4.27	13	7	26	22	4	1	0	137.1	128	93	65	88	95	20	3	13	16	4	-	-	-	
SCHROEFFEL, Scott	1993	5.81	0	0	2	0	0	0/-	0	3.1	6	2	2	2	3	2	0	1	1	0	0	-	-	
SCHULTZ, Brian	2004-05	4.32	7	2	34	7	0	0/1	2	77	73	50	37	30	72	14	0	5	6	7	2	2	4	
SCOLARO, Jonah	2018-22	3.62	7	8	120	3	0	0/6	12	166.2	146	81	67	73	211	28	2	12	13	21	4	10	4	
SCOTT, Robby	2010-11	5.11	0	0	24	0	0	0/1	0	14.1	4	6	8	13	15	0	0	1	3	2	1	1	0	
SESSIONS, Ed	1950-52	0.00	14	4	19	9	4	-	-	121.1	100	67	-	68	79	-	-	-	-	-	-	-	-	
SHAW, Buddy	1983	9.00	0	0	2	0	0	0	0	1	2	1	1	1	2	0	0	0	1	0	-	-	-	
SHORT, Noah	2024	7.71	1	1	22	0	0	0/1	1	21.0	19	21	18	21	30	9	0	5	0	6	0	1	0	
SHOUPPE, Jamey	1981-82	3.78	10	4	60	4	1	0	10	126.1	131	66	53	49	122	29	1	13	7	5	0	-	-	
SILVA, Dylan	2013-15	3.75	11	1	60	1	0	0/2	2	91.1	71	47	38	61	111	22	0	5	8	12	1	6	5	
SILVESTRI, Ken	1971-72	13.50	0	0	4	0	0	0	1	6	8	9	9	4	4	-	-	-	-	-	-	-	-	
SIMMONS, Adam	2011	5.25	1	0	10	0	0	0/0	0	12	10	10	7	10	6	1	0	0	3	1	0	1	1	
SIMMONS, Dylan	2020-22	11.09	0	0	21	0	0	0	0	18.2	35	23	23	8	19	4	1	11	2	0	0	1	1	
SIMON, Glen	2003-05	2.16	3	0	12	5	0	0/1	0	29.2	22	9	7	17	24	5	0	0	3	1	1	0	0	
SITZ, Scott	2010-13	4.21	23	7	68	43	0	0/6	2	252.1	245	146	118	82	190	46	5	17	7	20	5	12	12	
SKOK, Craig	1968-69	1.30	7	6	14	10	3	2	-	83	65	23	12	33	86	-	-	-	-	-	-	-	-	
SLADE, Mike	1968-70	2.37	8	2	24	14	3	0	-	110	97	48	29	49	86	-	-	-	-	-	-	-	-	
SLUSSER, Frank	1957-58	2.00	10	1	20	4	6	0	0	99	75	31	22	27	79	-	-	-	-	-	-	-	-	
SMALLEY, David	1980-83	5.04	15	5	74	9	0	0	3	189.1	172	134	106	121	191	34	1	21	14	5	1	-	-	
SMALLEY, Mike	1998-99	5.25	5	1	31	6	0	0/3	0	48	53	33	28	47	51	8	0	7	2	6	0	0	2	
SMITH	1977	3.29	5	3	24	3	0	1	1	63	60	31	23	18	64	-	-	0	1	2	0	-	-	
SMITH, Chris	1999-2000	3.31	1	0	9	2	0	0/0	0	16.1	13	7	6	14	14	1	1	0	3	2	1	1	0	
SMITH, Gage	2012-14	2.79	14	4	114	0	0	0/10	5	158	145	57	49	31	95	23	1	4	4	11	0	0	14	



# INDIVIDUAL CAREER STATISTICS - PITCHING

Player	Season	ERA	W	L	APP	GS	CG	SHO	SV	IP	H	R	ER	BB	SO	2B	3B	HR	WP	HP	BK	SFA	SHA
SMITH, Jackie	1976	2.28	6	1	14	8	1	1	1	67.2	48	30	17	38	87	-	-	2	2	2	-	-	-
SMITH, John	1964	5.40	0	2	2	-	-	-	-	5	5	7	3	1	0	-	-	-	-	-	-	-	-
SMITH, Ken	1979-80	4.38	6	2	44	8	1	0	7	111	134	68	54	31	67	13	6	11	8	3	-	-	-
SMITH, Kevin	1985	4.45	8	2	26	13	2	1	2	95.1	97	63	47	49	63	14	0	17	7	3	0	-	-
SOROKOWSKI, David	1988-89	3.48	8	1	20	14	2	0/0	0	80.2	77	50	31	42	81	-	-	8	6	2	0	-	-
SPYKER, Ron	1987	21.43	0	0	7	0	0	0	1	4.2	9	11	10	6	7	-	-	1	4	0	-	-	-
STANFORD, Matt	1997	4.46	0	0	11	0	0	0/1	0	10.1	7	6	5	9	4	1	0	45	0	1	0	0	1
STEINITZ, Scott	1989-90	3.21	1	0	20	0	0	0/0	1	42.1	38	18	15	12	50	-	-	5	1	3	0	-	-
STEWART, Grant	2017	4.91	1	0	10	0	0	0	0	11	13	6	6	7	14	5	0	1	2	3	0	0	2
STOCKS, Nick	1998-99	4.64	20	4	38	31	11	0/1	0	128	176	85	66	98	220	36	0	17	10	20	2	2	5
STOCKTON, Jaden	2023	43.20	0	0	3	0	0	0	0	1.2	8	11	8	6	0	3	0	2	0	1	0	1	0
STRAUSS, Ryan	2005, 07-08	3.93	21	4	55	27	1	0/4	6	192.2	180	98	84	82	143	25	2	17	5	16	0	4	9
STRINGFELLOW, Marv	1965-67	2.88	16	13	40	8	2	0	-	212.2	200	91	68	55	168	-	-	-	-	-	-	-	-
STRODE, Billy	2013-15	2.48	6	1	74	7	0	0/5	15	120	91	35	33	48	128	16	0	2	2	9	1	3	4
SULLIVAN, Len	1967	2.50	1	0	4	0	0	0	-	7.2	8	3	2	1	3	-	-	-	-	-	-	-	-
SULLIVAN, Tom	1954	-	0	0	2	-	-	-	-	3.2	1	-	-	6	3	-	-	-	-	-	-	-	-
SWINDLE, Allen	1980-82	4.90	9	4	25	17	1	1	0	88.1	102	57	48	46	77	12	8	8	1	5	0	-	-
SYLVESTRI, Ken	1975	9.00	0	0	1	0	0	0	0	1	2	1	1	1	0	-	-	-	0	0	0	-	-
TAM, Jeff	1993	4.03	0	2	22	0	0	0/-	1	29	24	14	13	16	29	2	1	4	6	1	0	-	-
TANNER, Bruce	1982-83	4.01	5	1	60	1	0	0	9	92.1	83	44	41	37	60	15	0	7	10	6	0	-	-
TEAGUE, Buddy	1963	9.00	0	0	2	-	-	-	-	4	6	4	4	4	3	-	-	-	-	-	-	-	-
TEJEDA JR., YOEL	2024	5.95	1	2	13	2	0	0	0	19.2	23	17	13	17	15	5	0	4	4	3	0	1	0
THOMAS, Allen	1962-63	2.61	12	4	24	-	2	-	-	117.2	86	50	34	50	51	-	-	-	-	-	-	-	-
THOMAS, Paul	1985-87	3.05	2	2	30	1	0	0	1	50.1	57	33	17	20	26	5	2	8	1	1	0	-	-
THOMPSON, DiCarlo	2004	8.93	0	0	10	1	0	0/0	0	13.1	14	14	13	14	10	6	0	2	4	1	0	0	1
TREADWAY, Doug	1983-84	4.46	11	3	71	3	0	0	11	125.2	132	74	62	59	99	19	5	12	4	9	0	-	-
TREXLER, David	2010-11	9.54	2	0	11	4	0	0/0	0	15.1	20	20	16	8	17	6	0	0	2	2	0	0	1
TUCKER, John	1961-62	4.47	2	0	8	-	0	-	-	16.1	23	12	8	6	11	-	-	-	-	-	-	-	-
TUCKER, Luke	2006-07	2.25	2	2	35	0	0	0/1	10	40	21	16	10	21	59	2	0	0	3	5	2	2	1
TURNER, Jerry	1961	4.14	1	1	5	-	-	-	-	15.2	20	8	7	12	9	-	-	-	-	-	-	-	-
UNDERHILL, Pat	1989-90	1.50	0	0	6	0	0	0/0	1	12	12	4	2	2	6	-	-	0	1	1	0	-	-
URQUHART, Whitey	1949	0.00	0	0	1	0	0	0	-	0.2	0	1	0	1	0	-	-	-	-	-	-	-	-
VAIL, Derek	2015	10.50	0	0	10	0	0	0/0	0	6	12	7	7	6	3	3	0	1	1	0	0	0	0
VAN EYK, CJ	2018-20	3.21	18	5	41	27	0	0	2	176.2	142	69	63	83	225	33	1	13	10	15	2	2	3
VARNES, Blair	1999-2002	3.89	41	10	76	75	3	0	0	446	464	232	193	103	326	79	1	34	18	38	3	9	19
VASQUEZ, Mike	1971	27.00	0	0	2	0	0	0	1	1	1	3	3	0	0	-	-	-	-	-	-	-	-
VELEZ, Antonio	2019-20	3.16	6	2	28	4	0	0	1	62.2	53	29	22	14	71	8	0	4	1	4	0	0	4
VIGUE, Ryan	2008-09	9.90	0	0	13	0	0	0/0	0	10	9	12	11	10	9	1	1	1	2	2	0	1	0
VILLANUEVA, Elih	2008	4.01	7	4	17	16	1	0/1	0	101	89	52	45	42	95	21	0	6	1	14	1	5	5
VINCENT, Wayne	1966-68	1.79	25	10	41	20	13	2	-	292	192	84	58	104	289	-	-	-	-	-	-	-	-
VOYLES, Ed	2015-18	3.09	2	4	37	7	0	0	2	64	76	37	22	20	53	18	2	4	5	4	1	3	6
VOYLES, Jim	2014-17	3.48	11	2	77	2	0	0	2	121.2	110	62	47	51	117	23	2	8	11	7	1	5	3
WATTS, Bobby	1954, 57	1.62	0	1	7	0	0	0	0	11.1	11	2	2	5	1	-	-	-	-	-	-	-	-
WALKER, Brandon	2020-23	6.57	0	1	28	0	0	0/1	0	24.2	33	23	18	15	24	7	1	2	5	0	0	0	0
WALKER, Doug	1959	0.80	0	0	1	-	0	-	-	11.2	1	2	1	1	0	-	-	-	-	-	-	-	-
WANISH, John	1987	3.08	2	2	11	4	0	0	0	35.1	32	15	12	16	35	-	-	3	2	1	-	-	-
WARD, Andy	2015-16	7.71	0	0	3	0	0	0/0	0	2.1	3	2	2	2	3	1	0	0	0	0	0	0	0
WARD, Jim	1965	5.45	2	1	9	-	-	-	-	23.1	30	16	14	7	8	-	-	-	-	-	-	-	-
WARMOTH, Tyler	2016	5.34	1	1	23	0	0	0/1	4	30.1	24	18	18	9	40	4	0	5	2	8	0	1	0
WASDIN, John	1991-93	3.17	16	4	46	27	1	0/0	1	193.1	170	86	68	73	229	24	2	15	13	5	2	-	-
WAUGH, Mike	2011-12	4.08	5	3	39	1	0	0/3	2	66.1	72	57	30	27	53	7	2	4	2	2	0	2	2
WEAVER, Luke	2012-14	3.08	16	6	49	37	2	1/4	1	245.2	207	93	84	63	244	28	1	19	10	13	3	6	7
WELLS, Steven	2015-18	2.08	0	0	7	0	0	0	0	4.1	9	3	1	1	5	2	0	0	1	1	0	1	1
WERNKE, Ham	1954	-	1	0	7	-	-	-	-	27.1	26	-	-	18	15	-	-	-	-	-	-	-	-
WHIDDEN, Chris	1999-03	2.91	4	3	86	0	0	0/2	8	96	77	38	31	53	112	14	1	1	16	8	0	4	5
WHIDDEN, Nick	2000	1.63	2	1	26	0	0	0/1	2	33.2	31	9	6	12	38	6	0	1	4	1	0	0	0
WHITMER, Bob	1951	0.00	1	2	3	3	3	-	-	25.1	23	15	-	10	18	-	-	-	-	-	-	-	-
WHITMER, Casey	2007	4.47	1	0	12	0	0	0/1	0	14.1	13	7	7	10	17	3	0	0	1	3	0	0	0
WHITTAKER, Conner	2022-24	4.27	12	8	55	17	0	0/3	1	175.0	169	88	83	47	146	29	6	21	10	7	0	5	11
WIGGINS, Dick	1979-80	3.49	20	7	30	27	14	3	0	206.2	218	96	80	52	116	32	10	19	5	5	-	-	-
WILLIAMSON, Gary	1963-64	7.83	1	2	7	-	-	-	-	16.1	15	21	14	18	11	-	-	-	-	-	-	-	-
WILSON, Paul	1992-94	2.37	27	11	56	40	15	6/0	1	304.2	246	100	80	88	299	32	4	11	10	16	2	-	-
WINSTON, Jameis	2013-14	2.25	2	2	41	0	0	0/3	9	60.1	36	18	15	19	52	6	2	1	8	1	2	2	1
WITT, John	1948-50, 52	0.00	15	7	26	20	17	0	-	189.2	175	109	-	70	79	-	-	-	-	-	-	-	-
WOLFER, John	1979-80	4.69	12	0	17	14	4	1	0	92.1	101	52	48	45	50	9	13	4	4	1	-	-	-
WOOD, Austin	2009	6.49	0	0	9	5	0	0/0	0	22.2	24	22	16	25	13	5	0	2	6	2	0	2	6
YOCUM, David	1994-95	2.65	16	5	38	23	2	0/1	2	163.1	135	64	48	63	195	27	2	18	10	6	2	2	2
ZIEGLER, Mike	2000	3.04	10	4	20	20	3	2/1	0	133.2	121	55	45	32	149	19	3	11	9	8	0	5	3
ZIRZOW, Will	2014-18	3.27	5	1	48	4	1	1/2	0	82.2	62	35	30	34	92	19	1	4	13	12	0	2	6
ZYLA, Al	1957-59	8.78	0	0	7	0	0	0	0	8.2	10	10	8	1	3	-	-	-	-	-	-	-	-

# COACHING HISTORY

1948-51 CHARLIE ARMSTRONG		
YEAR	W-L-T	PCT
1948	9-8-0	.529
1949	11-8-0	.579
1950	13-7-0	.650
1951	13-6-0	.684
TOTALS	46-29-0	.613

1952-54 RALPH MATHERLY		
YEAR	W-L-T	PCT
1952	17-4-0	.810
1953	13-10-1	.563
1954	13-8-0	.619
TOTALS	43-22-1	.659

1955-63 DANNY LITWHILER		
YEAR	W-L-T	PCT
1955	17-6-1	.729
1956	25-7-0	.781
1957	22-9-0	.710
1958	20-7-0	.741
1959	22-11-0	.667
1960	13-9-0	.591
1961	21-7-0	.750
1962	23-14-0	.622
1963	26-13-0	.667
TOTALS	189-83-1	.694

1964-68 FRED HATFIELD		
YEAR	W-L-T	PCT
1964	23-13-0	.639
1965	32-11-1	.739
1966	39-13-0	.750
1967	32-14-0	.696
1968	35-6-0	.854
TOTALS	161-57-1	.737

1969-74 JACK STALLINGS		
YEAR	W-L-T	PCT
1969	38-13-1	.740
1970	49-9-1	.839
1971	41-17-0	.707
1972	45-23-0	.662
1973	38-21-0	.644
1974	37-25-1	.595
TOTALS	248-108-3	.695

1975-78 WOODY WOODWARD		
YEAR	W-L-T	PCT
1975	49-10-0	.831
1976	40-16-0	.714
1977	37-13-0	.740
1978	44-18-0	.710
TOTALS	170-57-0	.749

1979 DICK HOWSER		
YEAR	W-L-T	PCT
1979	43-17-1	.713

1980-2019 MIKE MARTIN		
YEAR	W-L-T	PCT
1980	51-12-0	.810
1981	56-23-0	.709
1982	56-17-1	.764
1983	55-18-1	.750
1984	55-29-0	.655
1985	59-23-0	.720
1986	61-13-0	.824
1987	55-18-0	.753
1988	50-18-1	.714
1989	54-18-0	.750
1990	57-15-0	.792
1991	57-14-0	.803
1992	49-21-0	.700
1993	46-19-0	.708
1994	53-22-0	.707
1995	53-16-0	.768
1996	52-17-0	.754
1997	50-17-0	.746
1998	53-20-0	.726
1999	57-14-0	.803
2000	53-19-0	.736
2001	47-19-0	.712
2002	60-14-0	.811
2003	54-13-1	.801
2004	45-23-0	.662
2005	53-20-0	.726
2006	44-21-0	.677
2007	45-13-0	.776
2008	54-14-0	.794
2009	45-18-0	.714
2010	48-20-0	.706
2011	46-19-0	.708
2012	50-17-0	.746
2013	47-17-0	.734
2014	43-17-0	.717
2015	44-21-0	.677


2016	41-22-0	.651
2017	46-23-0	.667
2018	43-19-0	.694
2019	42-23-0	.646
TOTALS	2,029-736-4	.733

2020-22 MIKE MARTIN, JR.		
YEAR	W-L-T	PCT
2020	12-5-0	.706
2021	31-24-0	.564
2022	34-25-0	.576
TOTALS	77-54-0	.588

2023-24 LINK JARRETT		
YEAR	W-L-T	PCT
2023	23-31-0	.426
2024	49-17-0	.742
TOTALS	72-48-0	.600

## ALL-TIME ASSISTANT COACHES

Andrew Amaro	2022	Randy Gailey	1982-84	Clyde Keller	2016-19	Jack Niles	1996-97
Chip Baker	1985-2002	Rick Hatcher	1984	Frank Martello	1988	<b>Micah Posey</b>	<b>2024</b>
Jimmy Belanger	2020-22	Jeremy Haynes	2015	Mike Martin, Jr.	1998-2019	Brian Rhees	1991-92
Mike Bell	2012-18	Keith Hendry	1981	Matt Matulia	2011-12	Chuck Ristano	2023
Jerrold Brown	2004-05	Bryan Henry	2014	Kevin McCray	1994-95	Jamey Shouppe	1990-2011
Chris Cates	2013	Tyler Holt	2019-21	Joe McFarland	1982	<b>Brad Vanderglas</b>	<b>2023-24</b>
Lazer Collazo	1992	Brian Hoop	2009-10	Jon McFatter	1987	Rich Wallace	2023
Rod Delmonico	1984-89, 2008	Link Jarrett	2002-03	Mike McLeod	1982-89	Steve Winterling	1986-91
David Fannin	1981-83	Pete Jenkins	2006-07	<b>Ty Megahee</b>	<b>2024</b>		
Bill Fuller	1980	Greg Jones	1983	Mike Metcalf	2020-22		
Mike Futrell	2003-04	Jay Kearce	1993	Jim Morris	1980-81		



*HONORS*



# FSU ATHLETICS HALL OF FAME

PLAYER	POS	YEARS	INDUCTED
Luis Alicea	Infielder	1984-86	1993
Gene Ammann	Pitcher	1968-70	1991
Mike Augustine	Outfielder	1962-64	2009
Tony Avitable	Pitcher	1953-56	1991
Ryan Barthelemy	Infielder	1999-2002	2024
Terrell Buckley <sup>2</sup>	Utility	1990-91	2003
Bill Cappleman <sup>1</sup>	Pitcher	1967	1984
Bob Clem	Utility	1959-60	2001
Lee Corso <sup>1</sup>	Outfielder	1954-57	1978
Matt Diaz	Outfielder	1998-99	2013
J.D. Drew	Outfielder	1995-97	2003
Frank Fazzini	Outfielder	1983-85	2015
Ron Fraser	Pitcher	1954-56, 59	1981
Mike Fuentes	Outfielder	1978-81	1987
Jeff Gray	Pitcher	1981-84	1992
John-Ford Griffin	Outfielder	1999-2001	2012
Pedro Grifol	Catcher	1989-91	2023
Johnny Grubb	Outfielder	1970	1983
Jeff Hogan	Infielder	1967-69	1980

## NATIONAL PLAYERS OF THE YEAR

1977	Terry Kennedy	The Sporting News
1981	Mike Fuentes	Golden Spikes Award
1982	Jeff Ledbetter	The Sporting News Baseball America
1986	Mike Loynd	Golden Spikes Award
1997	J.D. Drew	Golden Spikes Award Dick Howser Trophy Collegiate Baseball The Sporting News Baseball America
2005	Shane Robinson	Collegiate Baseball
2007	Tony Thomas, Jr.	Collegiate Baseball Rivals
2008	Buster Posey	Golden Spikes Award Dick Howser Trophy Brooks Wallace Award Johnny Bench Award Baseball America Collegiate Baseball Rivals
2012	James Ramsey	ABCA
2021	Mat Nelson	Perfect Game/Rawlings Buster Posey Award Johnny Bench Award

## COLLEGE BASEBALL FOUNDATION HALL OF FAME

2008	Dick Howser	1955-58; 79	Shortstop/HC
2016	J.D. Drew	1995-97	Outfielder
2019	Mike Martin	1980-2019	Outfielder/HC
2021	Terry Kennedy	1975-77	Catcher
2021	Danny Litwhiler	1955-63	Head Coach
2023	Mike Fuentes	1978-81	Outfielder

PLAYER	POS	YEARS	INDUCTED
Dick Howser	Shortstop	1955-58	1977
	Head Coach	1979	
Gary Huff <sup>1</sup>	Infielder	1971-72	1983
Jonathan Johnson	Pitcher	1993-95	2006
Danny Kanell <sup>1</sup>	Utility	1993-94	2012
Terry Kennedy	Catcher	1975-77	1982
Jeff Ledbetter	Outfielder/Pitcher	1979-82	1991
Richie Lewis	Pitcher	1985-87	1995
Mike Loynd	Pitcher	1983-86	1993
Jim Lyttle	Outfielder	1966	1984
Mike Martin <sup>2</sup>	Outfielder	1965-66	2019
	Assistant Coach	1975-79	
	Head Coach	1980-2019	
Marshall McDougall	Second Baseman	1999-2000	2011
Doug Mientkiewicz	First Baseman	1993-95	2002
Jeremy Morris	Outfielder	1994-97	2014
Dick Nichols	Second Baseman	1968-70	2019
Billy Parker <sup>4</sup>	Third Baseman	1948-50	1990
Eduardo Perez	First Baseman	1989-91	2023
Buster Posey	Catcher	2006-08	2018

## FIRST TEAM ALL-AMERICANS

Dick Howser	Shortstop	1957-58
Buddy Teagle	Catcher	1962
Mike Augustine	Outfielder	1963
Ken Suarez	Catcher	1964
Jim Lyttle	Outfielder	1966
Dick Gold	Second Baseman	1969
Dick Nichols	Second Baseman	1970
Juan Bonilla	Third Baseman	1976
Terry Kennedy	Catcher	1976-77
Jim Weaver	Outfielder	1980
Mike Fuentes	Outfielder	1980-81
Jeff Ledbetter	Utility	1981-82
Frank Fazzini	Outfielder	1985
Luis Alicea	Second Baseman	1986
Mike Loynd	Pitcher	1986
Richie Lewis	Pitcher	1986-87
Pedro Grifol	Catcher	1991
Chris Roberts	Outfielder	1992
Paul Wilson	Pitcher	1994
Jonathan Johnson	Pitcher	1995
J.D. Drew	Outfielder	1996-97
Jeremy Morris	Outfielder	1997
Brian Cox	Outfielder	1998
Jeremy Salazar	Catcher	1998
Matt Diaz	Outfielder	1998-99
Chris Chavez	Pitcher	1999
Marshall McDougall	Second Baseman	1999
Nick Stocks	Pitcher	1999
John-Ford Griffin	Outfielder	2001
Ryan Barthelemy	Third Baseman	2002
Tony Richie	Catcher	2002
Eddy Martinez-Estevé	Outfielder	2004
Shane Robinson	Outfielder	2005
Bryan Henry	Pitcher	2007
Tony Thomas, Jr.	Second Baseman	2007
Buster Posey	Catcher/Pitcher	2007-08
Stephen Cardullo	Shortstop	2009
Mike McGee	Outfielder/Pitcher	2010
Sean Gilmartin	Pitcher	2011
Robert Benincasa	Pitcher	2012
Jayce Boyd	First Baseman	2012
James Ramsey	Outfielder	2012
DJ Stewart	Outfielder	2014-15
Taylor Walls	Shortstop	2016
Tyler Holton	Pitcher	2017
Mat Nelson	Catcher	2021
Parker Messick	Pitcher	2022
James Tibbs III	Outfielder	2024
Jamie Arnold	Pitcher	2024

PLAYER	POS	YEARS	INDUCTED
James Ramsey	Outfielder	2009-12	2022
Jody Reed	Shortstop	1983-84	1992
Chris Roberts	Pitcher/Outfielder	1990-92	2007
Shane Robinson	Outfielder	2004-06	2016
Deion Sanders <sup>1</sup>	Outfielder	1986-88	1994
Mac Scarce	Pitcher	1970-71	1985
Paul Sorrento	Outfielder	1984-86	1997
Ken Suarez	Catcher	1963-64	2005
Walt Sumner <sup>1</sup>	Outfielder	1968-69	1982
Bud Teagle	Catcher	1961-63	2008
Tony Thomas	Second Baseman	2005-07	2017
Ham Wernke <sup>3</sup>	Third Baseman/Pitcher	1952-55	1982
Paul Wilson	Pitcher	1992-94	2000
Woody Woodward	Shortstop	1962-63	1981
	Head Coach	1975-78	

<sup>1</sup>Inducted as football player

<sup>2</sup>Inducted as coach or administrator

<sup>3</sup>Inducted as basketball player

<sup>4</sup>Inducted as Moore-Stone Award recipient (outstanding service to Florida State Athletics)

## USA BASEBALL COLLEGIATE NATIONAL TEAM

1980	Mike Fuentes	Coral Gables, Fla.
1984	Mike Loynd	Short Hills, N.J.
1986	Ed Fulton	Danville, Va.
1989	Pedro Grifol	Miami, Fla.
	Ricky Kimball	Lithonia, Ga.
1991	Chris Roberts	Middleburg, Fla.
1992	Chris Roberts	Middleburg, Fla.
1993	Mike Martin, Jr.	Tallahassee, Fla.
	Paul Wilson	Orlando, Fla.
1994	Jonathan Johnson	Ocala, Fla.
	Doug Mientkiewicz	Miami, Fla.
	Phil Olson	Sarasota, Fla.
1996	J.D. Drew	Hahira, Ga.
1998	Jon McDonald	Orlando, Fla.
	Nick Stocks	Tampa, Fla.
2005	Shane Robinson	Tampa, Fla.
2009	Tyler Holt	Marion, Ind.
2010	Sean Gilmartin	Moorpark, Fla.
2013	Luke Weaver	DeLand, Fla.
2014	DJ Stewart	Yulee, Fla.
2016	Cole Sands	Tallahassee, Fla.
	Taylor Walls	Cordele, Ga.
2017	Tyler Holton	Tallahassee, Fla.
	Jackson Lueck	Orlando, Fla.
2018	Drew Parrish	Rockledge, Fla.
	CJ Van Eyk	Lutz, Fla.
2021	Parker Messick	Plant City, Fla.
2022	Wyatt Crowell	Cumming, Ga.
	Carson Montgomery	Windermere, Fla.
2024	Jamie Arnold	Tampa, Fla.

# ALL-AMERICANS

1957	Dick Howser, SS	ABCA	1996	J.D. Drew, OF	BA, ABCA, CB, NCBWA	2012	Robert Benincasa, P	BA, NCBWA, PG, CB (3)
1958	Dick Howser, SS	ABCA		Jeremy Morris, OF	BA (2), CB (2), NCBWA (2)		Jayne Boyd, 1B	ABCA, PG, CB (2), NCBWA (2)
1959	Bob Clem, 2B	ABCA (2)		Randy Choate, P	BA (3), CB (3), NCBWA		James Ramsey, OF	ABCA, BA, CB, NCBWA, PG
1961	Jack Dull, 2B	ABCA (3)		Scott Zech, 2B	ABCA (3), NCBWA (2)		Devon Travis, 2B	CB (2)
1962	Buddy Teagle, C	ABCA		Steven "Scooby" Morgan, P	NCBWA (3)		Mike Compton, P	CB (FR), NCBWA (FR), BA (2-FR), PG (2-FR)
1963	Mike Augustine, OF	ABCA	1997	J.D. Drew, OF	BA, ABCA, CB, NCBWA, TSN		Brandon Leibrandt, P	BA (FR), CB (FR), PG (FR)
1963	Woody Woodward, SS	ABCA (3)		Jeremy Morris, OF	BA, TSN, CB (2), ABCA (2), NCBWA (2)	2013	Scott Sitz, P	CB (3)
1964	Ken Suarez, C	ABCA		Randy Choate, P	BA (2), TSN (2), NCBWA (2), ABCA (2), CB (3)		DJ Stewart, OF	BA (FR), CB (FR), NCBWA (FR), PG (FR)
1966	Jim Lyttle, OF	ABCA, TSN	1998	Brian Cox, OF	ABCA, NCBWA (2)	2014	DJ Stewart, OF	ABCA, BA (2), CB (2), NCBWA (2), PG (2)
1966	Gary Sprague, SS	TSN (2)		Jeremy Salazar, C	NCBWA, TSN (2), CB (3)		Luke Weaver, P	CB (3)
1968	Tom Cook, C	ABCA (3)		Matt Diaz, OF	CB (FR), TSN (FR), TSN (3), NCBWA (3)	2015	DJ Stewart, OF	ABCA, BA, NCBWA, D1 (2), PG (2)
1969	Dick Gold, 2B	ABCA, TSN (HM)		Wes Crawford, P	TSN (3)		Billy Strode, P	NCBWA (3)
1970	Dick Nichols, 2B	TSN, ABCA (2)		Jon McDonald, P	CB (FR), TSN (FR)		Dylan Busby, 3B	CB (FR)
	Johnny Grubb, OF	TSN (HM)		Nick Stocks, P	TSN (FR-2), CB (FR-HM)	2016	Taylor Walls, SS	BA, NCBWA (3), D1 (3), NCBWA (HM)
	Ron Cash, 3B	TSN (HM)		Brett Groves, SS	CB (FR-HM)		John Sansone, 3B	CB (3)
	Pat Osburn, P	TSN (HM)		Chris Chavez, P	NCBWA		Cal Raleigh, C	CB (FR), BA (FR), NCBWA (FR), PG (FR), D1 (FR)
1972	John Librandi, OF	ABCA (3)	1999	Kevin Cash, 3B	NCBWA (3)		Tyler Holton, UTIL	BA (2-FR), D1 (2-FR)
1975	Danny O'Brien, P	ABCA (HM)		Matt Diaz, OF	ABCA, NCBWA, CB (3), BW (2)	2017	Tyler Holton, P	ABCA, D1, BA (2), CB (2), PG (2), NCBWA (3)
	Randy Davidson, OF	ABCA (HM)		Jon McDonald, P	NCBWA (3)		Quincy Nieporte, DH	ABCA (3)
	Steve Tebbetts, OF	TSN (HM)		Marshall McDougall, 2B	ABCA, NCBWA, CB, BW, BA		Drew Mendoza, 1B	CB (FR), D1 (2-FR), BA (2-FR)
	Jim Busby, OF	TSN (HM)		Nick Stocks, P	CB, BA (2), ABCA (2)	2018	Cal Raleigh, C	CB (2), ABCA (3), BA (3), D1 (3), PG (3)
1976	Terry Kennedy, C	TSN		Blair Varnes, P	CB (FR), BA (FR)		Drew Parrish, P	CB (2), D1 (3), PG (HM)
	Juan Bonilla, 3B	ABCA		John-Ford Griffin, OF	CB (2), ABCA (2)		Jonah Scolaro, P	CB (FR)
1977	Terry Kennedy, C	TSN	2000	Matt Lynch, P	CB (FR), BA (FR-3)		CJ Van Eyk, P	BA (2-FR), D1 (2-FR), NCBWA (2-FR)
1978	Blane McDonald, C	ABCA (2)		Daniel Hodges, P	CB (FR-HM)	2019	J.C. Flowers, UT/RP/OF	CB (2), BA (2), ABCA (3), NCBWA (3)
1979	Craig Patterson, 2B	ABCA (2)	2001	John-Ford Griffin, OF	BW, CB, BA, NCBWA, ABCA		Drew Mendoza, 3B	BA (2), D1 (2)
1980	Mike Fuentes, OF	ABCA, TSN (2)		Tony Richie, C	CB (FR)		Robby Martin, DH	CB (FR), NCBWA (2-FR), PG (2-FR)
1980	Jim Weaver, OF	TSN		Trent Peterson, P	CB (FR-HM)	2020	Tyler Martin, 3B	CB (FR)
1981	Mike Fuentes, OF	ABCA, BA, TSN (2)		Jeff Probst, IF	CB (FR-HM)		Parker Messick, P	CB (FR)
	Jeff Ledbetter, DH	TSN, BA (2)	2002	Ryan Barthelemy, 3B	BW, CB, ABCA, NCBWA (2), BA (3)		Dylan Simmons, 1B	CB (FR)
1982	Jeff Ledbetter, OF	ABCA, BA, TSN		Stephen Drew, SS	BA (2), BA (FR), CB (FR)	2021	Mat Nelson, C	ABCA, BA, CB, CBF, D1, PG, NCBWA
1983	Frank Fazzini, OF	BA (FR)		Tony Richie, C	BA (1), CB (3), NCBWA (3)		Parker Messick, P	CB (3), NCBWA (3), PG (3), D1 (3), BA (FR), NCBWA (2-FR)
	Doug Little, P	BA (FR)	2003	Matt Lynch, P	CB (2), BW (2), ABCA (2)		Bryce Hubbard, P	CB (FR)
1984	Frank Fazzini, OF	BA (3)		Tony Richie, C	BW (2), CB (2), ABCA (2), NCBWA (3)	2022	Parker Messick P	NCBWA, ABCA (2), CB (2), D1 (3), PG (3)
	Paul Sorrento, OF	BA (FR)		Trent Peterson, P	CB (2), ABCA (2)		Conner Whittaker, P	NCBWA (FR)
	Luis Alicea, 2B	BA (FR)		Stephen Drew, SS	BA (3), CB (3)		Jaime Ferrer, OF	CB (FR)
	Ray Revak, P	BA (FR-2)		Daniel Davidson, P	CB (3)		James Tibbs, OF	PG (2-FR)
1985	Frank Fazzini, OF	ABCA, BA, TSN (2)		Daniel Davidson, P	CB (3), NCBWA (3)	2024	James Tibbs, OF	ABCA, BA, D1, PG, NCBWA
	Doug Little, P	BA (2), ABCA (3)		Daniel Hodges, P	ABCA (2)		Jamie Arnold, P	ABCA, D1, PG, NCBWA, BA (2)
	Luis Alicea, 2B	BA (3)		Mark Sauls, P	CB (FR)		Cam Smith, 3B	PG (2), BA (2), D1 (3)
	Richie Lewis, P	BA (FR)		Eddy Martinez-Esteve, 3B	CB (FR)			
	Barry Blackwell, C	BA (FR)	2004	Ryne Malone, INF	CB (FR)			
1986	Luis Alicea, 2B	BA, TSN, ABCA (2)		Brian Schultz, P	CB (FR)			
	Mike Loynd, P	ABCA, BA		Eddy Martinez-Esteve, 3B/OF	ABCA, BA, CB, NCBWA			
	Richie Lewis, P	BA		Stephen Drew, SS	BA (2), ABCA (3), CB (3), NCBWA (3)			
	Bien Figueroa, SS	BA (2)	2005	Shane Robinson, OF	BA, ABCA, NCBWA, CB			
	Paul Sorrento, OF	BA (2)		Tyler Chambliss, P	NCBWA (3)			
1987	Richie Lewis, P	BA, TSN, ABCA (2)	2006	Shane Robinson, OF	CB (3), NCBWA (2), CBF			
	Ed Fulton, C	BA (3), ABCA (3)		Tyler Chambliss, P	NCBWA (3)			
1988	Ricky Kimball, P	BA (FR)		Buster Posey, SS	CB (FR)			
1989	Allen Bevis, 2B	BA (FR-2)	2007	Tony Thomas, Jr., 2B	CB, R, NCBWA, ABCA, BA			
	Pedro Grifol, C	BA (FR-2)		Bryan Henry, P	CB, ABCA, R (2), NCBWA (3), BA (3)			
1990	Brad Gregory, P	ABCA (2)		Buster Posey, C	CB, BA (2), ABCA (3)			
	Gar Finnold, P	BA (2)		Mark Hallberg, SS	ABCA (3)			
	Marc Ronan, P	BA (2)		Jason Stidham, 3B	CB (FR), R (FR), BA (2-FR)			
	Roger Bailey, P	BA (FR-2)	2008	Buster Posey, C	ABCA, BA, CB, NCBWA, R			
	Chris Roberts, OF	BA (FR-2)		Matt Fairel, P	NCBWA (2)			
1991	Pedro Grifol, C	ABCA, BA		Stuart Tapley, 3B	CB (FR), R (FR), NCBWA (2-FR)			
	Eduardo Perez, 1B	ABCA (2), BA (3)		Tyler Holt, OF	NCBWA (2-FR)			
	Chris Roberts, OF	BA (3)		Mike McGee, UT	R (FR), NCBWA (2-FR)			
1992	Chris Roberts, OF	BA, ABCA (2)	2009	Stephen Cardullo, SS	BA			
	Roger Bailey, P	BA (2), ABCA (3)		Tyler Holt, OF	BA (2), CB (2), NCBWA (2)			
1993	Link Jarrett, SS	NCBWA (2)		Mike McGee, UT	BA (2), NCBWA (3)			
	Doug Mientkiewicz, 1B	NCBWA (3), BA (FR-2)		Sean Gilmartin, P	NCBWA (2), CB (3), ABCA (3), BA (FR), R (FR)			
	Jonathan Johnson, P	CB (FR), BA (FR), CB (3)	2010	Mike McGee, UT	BA, NCBWA			
	Mickey Lopez, 3B	CB (FR-HM)		Mike McGee, RP	CB (3)			
1994	Link Jarrett, SS	NCBWA (2)		Tyler Holt, OF	BA (2), CB (2)			
	Jonathan Johnson, P	NCBWA (2), CB (3), BA (3)	2011	Sean Gilmartin, P	BA, CB, NCBWA, ABCA (2)			
	Mike Martin, Jr., C	NCBWA (2)		James Ramsey, OF	ABCA (3), BA (3), NCBWA (3)			
	Doug Mientkiewicz, 1B	NCBWA (2)						
	Jeremy Morris, LF	CB (FR-HM)						
	Paul Wilson, P	BA, NCBWA, CB (2)						
1995	Jonathan Johnson, P	BA, CB (2)						
	David Yocum, OF	BA (2), CB (3)						
	J.D. Drew, OF	CB (FR), BA (FR)						

ABCA - American Baseball Coaches Association; BA - Baseball America; BW - Baseball Weekly; CB - Collegiate Baseball; CBF - College Baseball Foundation; D1 - D1Baseball.com; PG - Perfect Game; NCBWA - National Collegiate Baseball Writers Association; R - Rivals.com; TSN - The Sporting News; FR - Freshman All-America Team; HM - Honorable Mention



# OTHER AWARDS

## FRESHMAN OF THE YEAR

1998	Matt Diaz	The Sporting News
1999	Blair Varnes	Collegiate Baseball
2002	Stephen Drew	Baseball America
2009	Sean Gilmartin	NCBWA (Pitcher)

## RAWLINGS GOLD GLOVE AWARD

2008	Buster Posey	Catcher
2009	Tyler Holt	Outfielder
2012	Sherman Johnson	Third Baseman
2014	Luke Weaver	Pitcher

## OTHER NATIONAL AWARDS

2010	Mike McGee	John Olerud Two-Way Player
2021	Mat Nelson	Buster Posey Catcher of the Year Johnny Bench Catcher of the Year

## ABCA ALL-REGION

2003	Tony Richie, C	Junior	First Team
2003	Stephen Drew, SS	Soph.	First Team
2003	Tony McQuade, OF	Junior	First Team
2003	Trent Peterson, P	Junior	First Team
2003	Daniel Hodges, RP	Senior	First Team
2004	Stephen Drew, SS	Junior	First Team
2004	Eddy Martinez-Esteve, DH	Soph.	First Team
2005	Shane Robinson, OF	Soph.	First Team
2006	Shane Robinson, OF	Junior	Second Team
2007	Buster Posey, C	Soph.	First Team
2007	Tony Thomas, Jr., 2B	Junior	First Team
2007	Mark Hallberg, SS	Junior	First Team
2007	Bryan Henry, P	Senior	First Team
2008	Buster Posey, C	Junior	First Team
2008	Jack Rye, OF	Senior	First Team
2009	Tyler Holt, OF	Soph.	Second Team
2009	Mike McGee, OF	Soph.	Second Team
2009	Sean Gilmartin, P	Freshman	Second Team
2010	Tyler Holt, OF	Junior	Second Team
2011	James Ramsey, OF	Junior	First Team
2011	Sean Gilmartin, P	Junior	First Team
2011	Mike McGee, OF	Senior	Second Team
2011	Daniel Bennett, RP	Senior	Second Team
2012	Jayce Boyd, 1B	Junior	First Team
2012	James Ramsey, OF	Senior	First Team
2012	Robert Benincasa, RP	Junior	Second Team
2013	Scott Sitz, P	Senior	First Team
2013	Marcus Davis, DH	Junior	Second Team
2014	DJ Stewart, OF	Soph.	First Team
2015	DJ Stewart, OF	Junior	First Team
2016	Taylor Walls, SS	Soph.	First Team
2017	Quincy Nieporte, DH	Senior	First Team
2017	Tyler Holton, P	Soph.	First Team
2017	Dylan Busby, 3B	Junior	Second Team
2018	Cal Raleigh, C	Junior	First Team
2018	Drew Parrish, P	Soph.	First Team
2018	Drew Mendoza, 3B	Soph.	Second Team
2019	Drew Mendoza, 3B	Junior	First Team
2019	J.C. Flowers, RP	Junior	First Team
2019	CJ Van Eyk, P	Soph.	Second Team
2021	Mat Nelson, C	Soph.	First Team
2021	Parker Messick, P	Freshman	Second Team
2022	Parker Messick, P	Soph.	First Team
2022	Bryce Hubbard, P	Soph.	Second Team
2022	Wyatt Crowell, RP	Soph.	Second Team
2024	James Tibbs III, OF	Junior	First Team
2024	Jamie Arnold, P	Soph.	First Team
2024	Brennen Oxford, P	Senior	Second Team
2024	Cam Smith, 3B	Soph.	Second Team
2024	Marco Dinges, DH	Soph.	Second Team

## ALL-ACC

1992	Chris Roberts, UT	Junior	First Team
1992	Ty Mueller, OF	Junior	Second Team
1992	Roger Bailey, P	Junior	Second Team
1992	Tim Davis, P	Senior	Second Team
1993	Paul Wilson, P	Soph.	Second Team
1993	Mike Schmitz, DH	Junior	Second Team
1994	Mickey Lopez, 2B	Soph.	First Team
1994	Paul Wilson, P	Junior	First Team
1994	Doug Mientkiewicz, 1B	Soph.	Second Team
1994	Link Jarrett, SS	Senior	Second Team
1994	Mike Martin, Jr., C	Junior	Second Team
1994	Jonathan Johnson, P	Soph.	Second Team
1995	Jonathan Johnson, P	Junior	First Team
1995	Doug Mientkiewicz, 1B	Junior	Second Team
1995	Mickey Lopez, 2B	Junior	Second Team
1995	Randy Hodges, OF	Senior	Second Team
1995	David Yocum, P	Soph.	Second Team
1995	Phil Olson, P	Junior	Second Team
1996	Scott Zech, 2B	Junior	First Team
1996	Brooks Badeaux, SS	Soph.	First Team
1996	J.D. Drew, OF	Soph.	First Team
1996	Jeremy Morris, OF	Junior	First Team
1996	Chuck Howell, P	Junior	Second Team
1997	J.D. Drew, OF	Junior	First Team
1997	Jeremy Morris, OF	Senior	First Team
1997	Randy Choate, P	Junior	First Team
1997	Scott Zech, 2B	Senior	Second Team
1997	Geoff Sprague, 3B	Senior	Second Team
1997	Zach Diaz, P	Soph.	Second Team
1998	Brian Cox, OF	Senior	First Team
1998	Jeremy Salazar, C	Senior	First Team
1998	Matt Diaz, OF	Freshman	Second Team
1998	Jon McDonald, P	r-Freshman	Second Team
1999	Marshall McDougall, 2B	Junior	First Team
1999	Matt Diaz, OF	Soph.	First Team
1999	Chris Chavez, P	Senior	First Team
1999	Nick Stocks, P	Soph.	First Team
1999	Kevin Cash, 3B	Junior	Second Team
1999	Jon McDonald, P	r-Soph.	Second Team
2000	Chris Smith, OF	Soph.	First Team
2000	Marshall McDougall, UT	Senior	First Team
2000	John-Ford Griffin, DH	Soph.	First Team
2000	Mike Ziegler, P	Junior	First Team
2000	Ryan Barthelemy, 1B	Soph.	Second Team
2001	Ryan Barthelemy, 1B	Junior	First Team
2001	John-Ford Griffin, OF	Junior	First Team
2001	Blair Varnes, P	Junior	First Team
2001	Karl Jernigan, OF	Senior	Second Team
2001	Matt Lynch, P	Soph.	Second Team
2001	Justin Lord, P	Junior	Second Team
2002	Ryan Barthelemy, 3B	Senior	First Team
2002	Tony Richie, C	Soph.	First Team
2002	Matt Lynch, P	Junior	First Team
2002	Jerrold Brown, 1B	Junior	Second Team
2002	Stephen Drew, SS	Freshman	Second Team
2002	Tony McQuade, OF	Soph.	Second Team
2002	Nick Rogers, OF	Senior	Second Team
2003	Stephen Drew, SS	Soph.	First Team
2003	Tony McQuade, OF	Junior	First Team
2003	Trent Peterson, P	Junior	First Team
2003	Jerrold Brown, 1B	Senior	Second Team
2003	Tony Richie, C	Junior	Second Team
2003	Daniel Davidson, P	Senior	Second Team
2003	Daniel Hodges, P	Senior	Second Team
2003	Matt Lynch, P	Senior	Second Team
2004	Stephen Drew, SS	Junior	First Team
2004	Eddy Martinez-Esteve, OF	Soph.	First Team
2004	Bryan Zech, 2B	Senior	Second Team
2004	Rhett James, P	Senior	Second Team
2004	Ryne Malone, INF	Freshman	Second Team

2005	Bryan Henry, P	Soph.	First Team
2005	Shane Robinson, OF	Soph.	First Team
2005	Tyler Chambliss, P	Soph.	Second Team
2005	Aaron Cheesman, C	r-Senior	Second Team
2005	Kevin Lynch, P	Senior	Second Team
2005	Ryne Malone, 1B	Soph.	Second Team
2006	Bryan Henry, P	Junior	First Team
2006	Shane Robinson, OF	Junior	First Team
2006	Tyler Chambliss, P	Junior	Second Team
2007	Mark Hallberg, SS	Junior	First Team
2007	Bryan Henry, P	Senior	First Team
2007	Buster Posey, C	Soph.	First Team
2007	Jack Rye, OF	Junior	First Team
2007	Jason Stidham, 3B	Freshman	First Team
2007	Tony Thomas, Jr., 2B	Junior	First Team
2007	Mark Gildea, OF	r-Soph.	Second Team
2008	Buster Posey, C	Junior	First Team
2008	Jack Rye, OF	Senior	First Team
2008	Eli Villanueva, P	Junior	First Team
2008	Tony Delmonico, SS	Junior	Second Team
2008	Matt Fairel, P	Soph.	Second Team
2009	Tyler Holt, OF	Soph.	First Team
2009	Sean Gilmartin, P	Freshman	First Team
2009	Stephen Cardullo, SS	Junior	Second Team
2009	Mike McGee, UT	Soph.	Second Team
2009	Jason Stidham, 2B	Junior	Second Team
2010	Tyler Holt, OF	Junior	First Team
2010	Mike McGee, UT	Soph.	First Team
2011	Devon Travis, 2B	Soph.	First Team
2011	James Ramsey, OF	Junior	First Team
2011	Mike McGee, UT	Junior	First Team
2011	Sean Gilmartin, P	Junior	First Team
2011	Rafael Lopez, C	Senior	Second Team
2011	Daniel Bennett, P	Senior	Second Team
2012	Robert Benincasa, P	Junior	First Team
2012	Jayce Boyd, 1B	Junior	First Team
2012	James Ramsey, OF	Senior	First Team
2012	Devon Travis, 2B	Junior	First Team
2012	Mike Compton, P	Freshman	Second Team
2013	Scott Sitz, P	Senior	First Team
2013	Stephen McGee, C	Junior	Second Team
2013	DJ Stewart, OF	Freshman	Second Team
2013	Luke Weaver, P	Soph.	Second Team
2014	Jose Brizuela, 3B	Junior	First Team
2014	John Nogowski, 1B	Junior	First Team
2014	DJ Stewart, OF	Soph.	First Team
2014	Luke Weaver, P	Junior	First Team
2014	Josh Delph, DH	Junior	Third Team
2014	Gage Smith, P	Senior	Third Team
2015	DJ Stewart, OF	Junior	First Team
2015	Billy Strode, P	Senior	Second Team
2015	Quincy Nieporte, 1B	Soph.	Third Team
2016	John Sansone, 3B	Senior	First Team
2016	Taylor Walls, SS	Soph.	Second Team
2016	Cal Raleigh, C	Freshman	FR Team
2017	Tyler Holton, P	Soph.	First Team
2017	Quincy Nieporte, DH	Senior	Second Team
2017	Dylan Busby, 3B	Junior	Third Team
2017	J.C. Flowers, OF	Freshman	FR Team
2017	Drew Mendoza, 1B	Freshman	FR Team
2018	Drew Parrish, P	Soph.	First Team
2018	Cal Raleigh, C	Junior	First Team
2018	Jackson Lueck, OF	Junior	Third Team
2018	Drew Mendoza, 3B	Soph.	Third Team
2018	CJ Van Eyk, P	Freshman	FR Team



# COACH OF THE YEAR & ACADEMIC AWARDS

2019	Drew Mendoza, 3B	Junior	First Team
2019	J.C. Flowers, P	Junior	First Team
2019	Drew Parrish, P	Junior	Second Team
2019	J.C. Flowers, OF	Junior	Third Team
2019	Reese Albert, OF	Soph.	Third Team
2019	CJ Van Eyk, P	Soph.	Third Team
2019	Robby Martin, DH	Freshman	FR Team
2021	Mat Nelson, C	Soph.	First Team
2021	Parker Messick, P	Freshman	First Team
2021	Robby Martin, OF	Soph.	Third Team
2021	Bryce Hubbard, P	Freshman	Third Team
2021	Parker Messick, P	Freshman	FR Team
2021	Bryce Hubbard, P	Freshman	FR Team
2022	Parker Messick, P	Soph.	First Team
2022	Bryce Hubbard, P	Soph.	Second Team
2022	Jaime Ferrer, OF	Freshman	FR Team
2023	Jackson Baumeister, P	Soph.	Third Team
2023	Cam Smith, 3B	Freshman	FR Team
2024	James Tibbs III, OF	Junior	First Team
2024	Jamie Arnold, P	Soph.	First Team
2024	Cam Smith, 3B	Soph.	Second Team
2024	Jaime Ferrer, OF	Junior	Third Team
2024	Marco Dinges, DH	Soph.	Third Team

## ACC PLAYER/PITCHER/FRESHMAN OF THE YEAR

1994	Jonathan Johnson	Freshman	OTY	Freshman
1997	J.D. Drew	Player	OTY	Junior
1999	Marshall McDougall	Player	OTY	Junior
2001	John-Ford Griffin	Player	OTY	Junior
2002	Stephen Drew	Freshman	OTY	Freshman
2007	Tony Thomas, Jr.	Player	OTY	Junior
2007	Bryan Henry	Pitcher	OTY	Senior
2008	Buster Posey	Player	OTY	Junior
2012	James Ramsey	Player	OTY	Senior
2014	DJ Stewart	Player	OTY	Sophomore
2021	Mat Nelson	Player	OTY	Sophomore
2021	Parker Messick	Pitcher	OTY	Freshman
2021	Parker Messick	Freshman	OTY	Freshman
2024	James Tibbs III	Player	OTY	Junior

## ACC COACH OF THE YEAR

Mike Martin 1996, 1998, 1999, 2001, 2007, 2009, 2012

## NATIONAL COACH OF THE YEAR

Mike Martin Baseball America 2012 & 2019

## ACC SCHOLAR-ATHLETE OF THE YEAR

2008	Buster Posey	Catcher	Junior
2011	James Ramsey	Outfielder	Junior
2012	James Ramsey	Outfielder	Senior
2013	Gage Smith	Pitcher	Junior
2014	Gage Smith	Pitcher	Senior
2024	James Tibbs III	Outfielder	Junior

## ACC POSTGRAD SCHOLARSHIPS

Matt Lynch (honorary)	2003
Aaron Cheesman	2005
James Tibbs III	2024

## ALL-ACC ACADEMIC TEAM

2006	Bryan Henry	Junior	P
2006	Michael Hyde	Junior	P
2006	Buster Posey	Freshman	SS
2006	Jack Rye	Sophomore	OF
2006	Ryan Strauss	Sophomore	OF
2006	Luke Tucker	Junior	P
2007	Travis Anderson	Senior	OF
2007	Mark Gildea	Sophomore	OF
2007	Mark Hallberg	Junior	SS
2007	Bryan Henry	Senior	P
2007	Michael Hyde	Senior	P

2007	Tommy Oravetz	Sophomore	UT
2007	Buster Posey	Sophomore	C
2008	Matt Fairel	Sophomore	P
2008	Tommy Oravetz	Junior	DH
2008	Buster Posey	Junior	C
2008	Jack Rye	Senior	OF
2008	Ryan Strauss	Senior	P
2008	Stuart Tapley	Freshman	3B
2009	Tyler Holt	Sophomore	OF
2009	Tommy Oravetz	Senior	DH
2010	Tyler Everett	Junior	P
2010	John Gast	Junior	P
2010	Tyler Holt	Junior	OF
2010	James Ramsey	Sophomore	OF
2010	Devon Travis	Freshman	2B
2010	Stuart Tapley	Junior	DH
2011	Robert Benincasa	Sophomore	P
2011	Parker Brunelle	Senior	C
2011	James Ramsey	Junior	OF
2011	Devon Travis	Sophomore	2B
2012	Robert Benincasa	Junior	P
2012	Mike Compton	Freshman	P
2012	Brandon Leibbrandt	Freshman	P
2012	Stephen McGee	Sophomore	C
2012	Peter Miller	Sophomore	P
2012	Seth Miller	Junior	OF
2012	James Ramsey	Senior	OF
2012	Gage Smith	Sophomore	P
2012	Devon Travis	Junior	2B
2013	Josh Delph	Sophomore	OF
2013	Brandon Leibbrandt	Sophomore	P
2013	Stephen McGee	Junior	C
2013	Peter Miller	Junior	P
2013	Seth Miller	Senior	OF
2013	Gage Smith	Junior	P
2014	Mike Compton	Sophomore	P
2014	Josh Delph	Junior	OF/DH
2014	Ben DeLuzio	Freshman	OF
2014	Justin Gonzalez	Senior	SS
2014	John Sansone	Sophomore	2B
2014	Gage Smith	Senior	P
2014	Billy Strode	Junior	P
2014	Luke Weaver	Junior	P
2015	Mike Compton	Junior	P
2015	Josh Delph	Senior	OF
2015	Ben DeLuzio	Sophomore	OF
2015	Bryant Holtmann	Senior	P
2015	Chris Marconcini	Senior	DH
2015	DJ Stewart	Junior	OF
2016	Drew Carlton	Sophomore	P
2016	Mike Compton	Senior	P
2016	Ben DeLuzio	Junior	OF
2016	Chase Haney	Freshman	P
2017	Drew Carlton	Junior	P
2017	Drew Mendoza	Freshman	1B
2018	Andrew Karp	Junior	P
2018	Drew Mendoza	Sophomore	3B
2018	Cal Raleigh	Junior	C
2019	Chase Haney	Junior	P
2019	Drew Mendoza	Junior	3B
2019	Mat Nelson	Freshman	C
2021	Chase Haney	Senior	P
2021	Bryce Hubbard	Freshman	P
2021	Logan Lacey	Junior	OF
2022	Jaime Ferrer	Freshman	OF
2022	Brett Roberts	Sophomore	INF
2022	Alex Toral	Senior	1B
2023	Ben Barrett	Freshman	P/1B
2023	David Barrett	Junior	P
2023	Jackson Baumeister	Sophomore	P
2023	Jaime Ferrer	Sophomore	OF

2023	McGwire Holbrook	Junior	C
2023	Titan Kamaka	Freshman	INF
2023	Brennen Oxford	Junior	P
2023	Treyton Rank	Sophomore	UT
2023	DeAmez Ross	Freshman	OF
2023	Cam Smith	Freshman	3B
2023	James Tibbs III	Sophomore	OF
2023	Brandon Walker	Junior	P
2023	Conner Whittaker	Sophomore	P
2024	Daniel Cantu	Senior	1B
2024	Jaime Ferrer	Junior	OF
2024	Cal Fisher	Freshman	INF
2024	Connor Hults	Junior	P
2024	Alex Lodise	Sophomore	SS
2024	Brady Louck	Freshman	P
2024	Brennen Oxford	Senior	P
2024	DeAmez Ross	Sophomore	OF
2024	Noah Short	Senior	P
2024	Cam Smith	Sophomore	3B
2024	James Tibbs III	Junior	OF
2024	Conner Whittaker	Junior	P
2024	Max Williams	Sophomore	OF

## ACADEMIC ALL-AMERICANS

(SELECTED BY THE COLLEGE SPORTS COMMUNICATORS)

1970	Greg Gromek - First Team	Shortstop
	Carl Gromek - First Team	Pitcher
	Dick Nichols - Second Team	Infielder
1971	Greg Gromek - First Team	Shortstop
1975	Danny O'Brien - First Team	Pitcher
1985	Tommy Zoeller - Third Team	First Baseman
1989	Gar Finnold - First Team	Pitcher
1999	Matt Diaz - Third Team	Outfielder
2008	Buster Posey - First Team*	Catcher
2011	James Ramsey - First Team	Outfielder
2012	James Ramsey - First Team*	Outfielder
2014	Gage Smith - Second Team	Pitcher
	DJ Stewart - Third Team	Outfielder
2015	DJ Stewart - Second Team	Outfielder
	Mike Compton - Third Team	Pitcher
	Josh Delph - Third Team	Outfielder
2024	James Tibbs III - First Team	Outfielder

\* Academic All-American of the Year

## ACADEMIC ALL-DISTRICT

(SELECTED BY THE COLLEGE SPORTS INFORMATION DIRECTORS OF AMERICA, SINCE 2002)

2003	Aaron Cheesman - Second Team	Catcher
	Matthew Lynch - Second Team	Pitcher
2005	Aaron Cheesman - First Team	Catcher
2008	Matt Fairel - First Team	Pitcher
	Buster Posey - First Team	Catcher
2010	James Ramsey - First Team	Outfielder
2011	James Ramsey - First Team	Outfielder
2012	Peter Miller - First Team	Pitcher
	James Ramsey - First Team	Outfielder
2013	Gage Smith - First Team	Pitcher
2014	Mike Compton - First Team	Pitcher
	Gage Smith - First Team	Pitcher
	Josh Delph - First Team	Outfielder
	DJ Stewart - First Team	Outfielder
2015	Mike Compton - First Team	Pitcher
	Josh Delph - First Team	Outfielder
	DJ Stewart - First Team	Outfielder
2016	Mike Compton - First Team	Pitcher
2020	Chase Haney - First Team	Pitcher
2023	Jaime Ferrer	Outfielder
2024	Daniel Cantu	First Baseman
	Jaime Ferrer	Outfielder
	Brennen Oxford	Pitcher
	James Tibbs III	Outfielder

# ACC ACADEMIC HONOR ROLL

<b>6x</b>	
Chase Haney	2016-21
<b>5x</b>	
Parker Brunelle	2008-12
Aaron Cheesman	2001-05
Mike Compton	2012-16
Chris Whidden	1999-2003
<b>4x</b>	
Josh Delph	2012-15
Cobi Johnson	2015-18
Andrew Karp	2015-18
Kyle McMullen	2019-22
Peter Miller	2011-14
James Ramsey	2009-12
Eric Roman	1999-2002
Jack Rye	2005-08
Mark Sauls	2003-06
Gage Smith	2010; 2012-14
Ryan Strauss	2005-08
<b>3x</b>	
Nico Baldor	2019-21
Ryan Barthelemy	2000-02
John Bentley	1999-2001
Ben DeLuzio	2014-16
Zach Diaz	1996; 1998-99
Tyler Everett	2008-10
Jaime Ferrer	2022-24
Christopher Ginn	1998-99; 2001
Justin Gonzalez	2010-11; 2013
Bryan Henry	2005-07
Bryant Holtmann	2013-15
Lee Howard	2012-14
Michael Hyde	2005-07
Brandon Johnson	2011-13
Matt Lynch	2000-02
Stephen McGee	2010-11; 2013
Seth Miller	2011-13
Ruairi O'Connor	2007-09
Tommy Oravetz	2007-09
Buster Posey	2006-08
Chris Ruckdeschel	2019-21
Josh Spivey	2005-07
DJ Stewart	2013-15
Billy Strode	2013-15
James Tibbs III	2022-24
Hank Truluck	2015-17
Blair Varnes	2000-02
Brandon Walker	2021-23
Luke Weaver	2012-14
Nick Whidden	1999-2001

<b>2x</b>	
Reese Albert	2019-20
Travis Anderson	2006-07
Brooks Badeaux	1997-98
Ben Barrett	2023-24
David Barrett	2022-23
Michael Bell	1994-95
Robert Benincasa	2011-12
Dillon Brown	2016-17
Kenny Burkhead	2013-14
Stephen Cardullo	2008-09
Drew Carlton	2016-17
Alex Carpenter	2017-18
Kyle Cavanaugh	2017-18
Michael Chevalier	2001-02
Charles Cleveland	2005-06
Alex Deise	2015-16
Matt Diaz	1998-99
Matt Fairel	2007-08
Evan Geist	2011-12
Mark Gildea	2005, 2007
Chris Hart	1999, 2003
Matt Henderson	2016-17
Terrence Henderson	1997-98
Jared Herron	2017-18
Tyler Holt	2009-10
Tyler Holton	2016, 2018
Bryce Hubbard	2020-21
Rhett James	2003-04
Link Jarrett	1993-94
Trent Jarvis	2004, 2007
Titan Kamaka	2023-24
Logan Lacey	2021-22
Marc Lamacchia	2002-03
Brandon Leibbrandt	2012-13
Blair McCaleb	2001-02
Drew Mendoza	2017, 2019
Carson Montgomery	2021, 2023
Connor Moore	2022-23
Mat Nelson	2019-20
Sean O'Brien	2011-12
Phil Olson	1993, 1995
Brennen Oxford	2023-24
Isaiah Perry	2021-22
Cal Raleigh	2016, 2018
Treyton Rank	2022-23
Shane Robinson	2004, 2006
DeAmez Ross	2023-24
John Sansone	2014-15
Dylan Simmons	2021-22
Michael Smalley	1998-99
Cam Smith	2023-24
Carter Smith	2019-20
Stuart Tapley	2008, 2010
Devon Travis	2010-11
Luke Tucker	2006-07
Ryan Vigue	2008-09
Taylor Walls	2016-17
Andy Ward	2015-16
Conner Whittaker	2023-24
Jameis Winston	2013-14
Matt Woodward	1995, 1998

<b>1x</b>	
Tyler Ahearn	2021
Giovanni Alfonso	2013
Jack Anderson	2020
Rhett Aplin	2018
Casey Asman	2021
Jason Avila	2023
Blake Balkcom	2003
Jackson Baumeister	2023
Justin Best	2024
Rafael Bournigal	2018
Tyrell Brewer	2020
Tye Buckley	2011
Dylan Busby	2017
Brian Busch	2012
Cade Bush	2023
Bryan Bussey	2017
Caleb Cali	2020
Gunnnett Carlson	2023
Jordan Carrion	2023
Brian Chambers	2007
Joe Charles	2022
Wyatt Crowell	2023
Ohmed Danesh	2010
Marcus Davis	2013
Matty Davis	2024
Timmy Delph	2015
Nick Derr	2017
Daniel Diaz	2006
Michael DiBlasi	1999
Danny Dichter	1993
J.D. Drew	1997
Ross Dunn	2021
Houston Evans	2022
Cal Fisher	2024
Drake Flowers	2023
Skylar Frey	2018
John Gast	2008
Sean Gilmartin	2010
Conor Grady	2021
Caleb Graham	2007
Jackson Greene	2020
Brett Groves	2000
Mark Hallberg	2007
James Hankerson Jr.	2024
Davion Hickson	2023
McGwire Holbrook	2023
Scott Hudson	1997
Connor Hults	2024
Cade Hungate	2020
Gage Hutchinson	2019
Riley Jackson	2024
Dylan Jacobs	2022
Sebastian Jimenez	2022
Sherman Johnson	2011
Brian Kelley	2005
Matt Kinney	2016
Brian Kraft	2000
Kevin Krietemeyer	1993
Clayton Kwiatkowski	2020
William Lawrence	1993
Alex Lodise	2024
Justin Lord	2001
Rafael Lopez	2011
Brady Louck	2024
Jackson Lueck	2018
Kevin Lynch	2005
Corben Madden	2010
Ryne Malone	2006
Neil Malpass	2006
Chris Marconcini	2015

Jacob Marlowe	2024
Brent Marsh	2006
Mike Martin, Jr.	1995
Garrett Mathes	2021
Mike McGee	2011
Tony McQuade	2001
Gary Merians	2012
Darren Miller	2016
Justin Miller	2012
Ladson Montgomery	2014
Kyle Mulligan	1997
Cooper Nelson	2021
Jackson Nezuh	2022
Drew Parrish	2019
Kyle Patrick	2003
Mark Peterson	2008
Jack Posey	2008
Jordan Priddle	2012
Bobby Rauh	2007
Derek Reams	1993
Brandon Reitz	2017
Brett Roberts	2022
Rocky Roquet	2002
Hudson Rowan	2024
Cole Sands	2017
Sam Scott	1999
AJ Shaver	2022
Chad Sheffer	1993
Noah Short	2024
Scott Sitz	2011
Richie Smith	2002
Justin Sorokowski	2017
Nick Stocks	1999
Conner Strickland	2022
Jake Suddreth	2020
Jordan Taylor	2023
Clint Thigpen	1999
Scott Thorson	2007
Alex Thor	2022
David Trexler	2010
Derek Vail	2015
Dean Vinson	1995
Tyler Warmoth	2016
Colby Weaver	1994
Ryan West	2000
Preston Wetherell	2022
Mayer White	2022
Max Williams	2024
Tyson Young	2010
Will Zirzow	2014



*RESULTS*

# SERIES RECORDS

OPPONENT	YEARS	RECORD
Akron	1999-2001	4-0
Alabama	1967-2014	7-3
Alabama State	2015-16	2-0
Amherst	1952-64	7-1
Appalachian State	1993-2007	16-0
Arizona	1963-2012	5-8
Arizona State	1987-2004	24-10
Arkansas	1985-2019	1-5
Army	1975-2005	2-0
Auburn	1954-2022	77-42
Austin Peay State	1979-87	5-0
Ball State	1984-1991	19-2
Belmont Abbey	1969	2-0
Bethune-Cookman	2000-24	8-0
Boston College	2006-24	41-12
Bowling Green State	1970-2016	4-0
Bradley	1950	1-1
Brooklyn College	1980	1-0
Brown	1971-2006	8-1
Bucknell	2008	1-1
Butler	2004-2024	3-0
BYU	1994	1-0
California	1992-2022	3-1
Cal State Fullerton	1984-2017	8-10
Cal State Northridge	1996	1-0
Campbellsville	1981	1-0
Camp Lejeune*	1959-63	3-1
Central Conn. State	2010	1-0
Central Michigan	1990-94	2-0
Charleston Southern <sup>1</sup>	1988-2010	25-0
Chicago State	1972	3-0
Cincinnati	1953-2020	26-2
The Citadel	1998-2003	9-1
Clemson	1958-2024	83-77-1
Cleveland State	1981-82	3-0
Coastal Carolina	1991-2015	13-1
College of Charleston	1992-2016	13-2
Columbus State <sup>2</sup>	1974-76	5-0
Connecticut	1957-2024	2-1
Cumberland	1973	2-0
Dartmouth	1970	1-0
Davidson	1954	1-0
Dayton	1980	1-0
Delaware	1979-98	1-1
Duke	1954-2024	83-30
Duquesne	2008	3-0
East Carolina	1962-87	5-3
East Tennessee State	1978	2-0
Eastern Illinois	1980	1-0
Eastern Michigan	1975-82	0-2
Evansville	2000-03	4-0
Fairleigh Dickinson	1973	2-0
Flagler	1980-82	4-1
Florida	1956-2024	134-127-1
Florida A&M	1971-2002	13-0
Florida Atlantic	1995-2020	11-1
Florida Gulf Coast	2009-24	13-7
Florida International	1973-2019	17-6
Florida Southern	1949-74	29-13-1
Fresno State	1991	0-1
Furman	1955-1994	14-1
George Mason	1985	1-0
George Washington	1958-59	2-0
Georgia	1951-2019	41-27
Georgia-Savannah	1948	1-1
Georgia Southern <sup>3</sup>	1948-2022	98-32
Georgia SW State	1976	3-1
Georgia State	1981-2010	28-2
Georgia Tech	1959-2024	81-51
Grambling State	1985-2009	17-1

OPPONENT	YEARS	RECORD
Hawaii	1977-2005	9-9
Hawaii-Hilo	1994-2005	10-1
Hawaii Pacific	1998-2005	2-1
High Point	2009	2-0
Hofstra	2007-12	16-0
Holy Cross	1970	2-0
Howard	1976	1-1
Illinois	1956-2024	7-0
Illinois State	2004-20	2-0
Indiana	1956-2013	5-2
Indiana State	1986	1-0
Iowa	1988	1-0
Ithaca	1957-62	3-0
Jackson State	1981	1-0
Jacksonville	1964-2024	135-42
Jacksonville NAS*	1953-54	2-2
Jacksonville State	1953-73	3-0
James Madison	2022-23	6-0
Kansas	2018	2-0
Kennesaw State	2023	1-0
Kent State	1992	1-0
Kentucky	1965-77	6-1
Kentucky Wesleyan	1968-69	4-0
Kenyon College	1952	2-0
Lafayette	1971-90	4-0
Lamar	1988	1-0
Le Moyne	2010	2-1
Lenoir-Rhyne	1980	1-0
Lewis	1974	0-3
Liberty	1998-2001	2-0
LIU-Brooklyn	1997-98	2-0
Long Beach State	1993-98	0-2
Louisiana*	1976-98	6-0
Louisiana Monroe <sup>5</sup>	1964	1-0
Louisville	1977-2024	36-13
Loyola-New Orleans	1952-69	11-1
LSU	1955-2019	11-9
Maine	1988-2019	13-0
Marietta	1973-77	1-1
Marist	1997-2009	2-0
Marshall	1978-97	5-1
Maryland	1965-2014	68-8
Memphis <sup>6</sup>	1977-1991	42-15
Mercer	1948-2024	68-10
Mercer-Atlanta	1974-82	8-0
Miami	1951-2024	162-136-4
Michigan	1959-2019	7-2
Michigan State	1957-2024	16-6
Middle Georgia College	1948	2-0
Millsaps	1949	1-0
Minnesota	1981-2014	20-1
Mississippi College	1948-60	11-4
Mississippi State	1964-2018	7-7
Missouri S&T <sup>7</sup>	1980	2-0
Monmouth	1980	1-0
Morehead State	1978-98	3-0
Mount St. Mary's	2018	4-0
Navy	1960-65	3-4
Nebraska	2004	1-0
Nebraska-Kearney <sup>8</sup>	1977	2-0
New Orleans	1980-2024	6-3
New York	1970	2-0
Niagara	1974-2020	12-1
North Carolina	1956-2024	73-38
NC State	1962-2024	77-40
North Central	1977	3-0
North Florida	2006-24	12-4
North Georgia College	2012	1-0
Northeastern Illinois	1996	1-0
Northern Illinois	1971	1-0

OPPONENT	YEARS	RECORD
Northern Iowa	1991-2001	7-0
Northern Kentucky	1980	1-0
Notre Dame	1956-2024	25-16
Oakland	1978-2017	10-0
Oglethorpe	1949	0-1
Ohio	1970-74	1-1
Ohio State	1960-2009	6-3
Oklahoma	1982-98	2-1
Oklahoma State	1986	1-0
Old Dominion	1988-95	2-0
Ole Miss	1949-2021	7-2
Olivet	1977	2-0
Oral Roberts	2004	3-0
Oregon	2010	2-0
Otterbein	1976-82	7-0
Pacific	2017	4-0
Parsons	1967	0-2
Penn State	1957-69	7-2
Pensacola NAS*	1965	3-0
Pitt	1983-2024	29-8
Presbyterian	2013	2-0
Providence	1999	1-0
Purdue	1993	0-1
Rhode Island	2012-16	9-0
Rice	1989	2-1
Richmond	1972-2019	23-0
Rider	1970-89	3-0
Ripon	1981	2-0
Rollins	1948-73	12-11
Rose-Hulman Tech	1978	4-0
Rutgers	1966-2003	2-0
Samford	1985-2022	23-3
Sam Houston State	2017	2-0
Santa Clara	1962	1-1
Savannah State	2006-13	7-1
Seton Hall	1975	0-1
Siena	2000-07	9-0
South Alabama	1969-2016	37-27-1
South Carolina	1969-91	19-10
Southeastern Louisiana	1953	1-1
Southeast Missouri State	1982-94	3-0
Southern	1982	2-0
Southern Illinois	1968-70	6-1
Southern Miss	1982-2021	39-13
Springfield College	1967-68	4-0
Spring Hill	1966	4-0
St. Bonaventure	1997	1-0
St. Francis (IL)	1979	3-1
St. John's	2016	2-1
St. Joseph's	1972-2005	14-0
St. Leo	1969-98	29-4
St. Louis	1965-81	1-1
St. Thomas <sup>9</sup>	1976	4-0
St. Xavier	1982-83	2-0
Stanford	1992-2012	11-9
Stetson	1949-2024	69-26
Stony Brook	2012	1-0
Tampa	1949-84	25-4-1
TCU	2010-23	4-3
Tennessee	1951-2024	7-6
Tennessee-Martin	1979	2-0
Tennessee Tech	1983-2017	4-1
Texas	1965-2003	3-4
Texas A&M	1986-2011	3-3
Texas Tech	2016-20	1-4
Toledo	2016	1-0
Troy <sup>10</sup>	1948-2021	21-3
Tulane	1967-2008	40-18
UAB	1988-2012	2-0
UCF	1985-2024	41-9

OPPONENT	YEARS	RECORD
UCLA	2012-22	2-1
UC Santa Barbara	1996	1-0
UNC-Asheville	1994-2018	24-1
UNC-Charlotte	1987	2-0
UNC-Greensboro	1997-98	4-0
UNC-Wilmington	1974-2015	6-0
Union	1970-71	5-0
UNLV	1977-84	4-8
USC	1963-2000	2-6
USF	1969-2024	74-16
Valdosta Red Sox*	1968	4-0
Valdosta State	1963-2011	24-4-1
Valparaiso	1982	1-0
Vanderbilt	1972-2010	4-2
VCU	2017	2-1
Villanova	2013-16	4-0
Virginia	1972-2024	62-34
Virginia Tech	1967-2023	48-18
VMI	1990-2011	17-0
Wake Forest	1962-2024	97-38
Washington State	1988-99	2-0
Western Carolina	1992-2024	7-1
Western Kentucky	1978-2001	14-1
Western Michigan	1959-2024	7-8
West Florida	1981-84	5-0
West Virginia	1959-2004	4-2
Wichita State	1989-2008	4-5
William & Mary	1967	1-0
Wingate	1980-83	6-0
Winthrop	1993-2006	4-1
Wisconsin	1955-58	8-1
Wright State	1979-80	3-1
Xavier	2018	3-0
Yale	1957	2-0
Youngstown State	2019	3-0

<sup>1</sup>Baptist College before 1992.

<sup>2</sup>Columbus College before 1996.

<sup>3</sup>Georgia Teachers before 1959.

<sup>4</sup>Southwestern Louisiana before 1999.

<sup>5</sup>Northeast Louisiana before 1999.

<sup>6</sup>Memphis State before 1994.

<sup>7</sup>Missouri-Rolla before 1998.

<sup>8</sup>Kearney State before 1991.

<sup>9</sup>Biscayne before 1985.

<sup>10</sup>Troy State before 2005.

\*Amateur Team

# **SERIES RECORDS/RESULTS BY OPPONENT**

## PROFESSIONAL EXHIBITIONS

	FIRST	LAST	SERIES STANDINGS
Tallahassee Citizens	1951	1951	1-0
Tallahassee Rebels	1954	1954	1-1
Knoxville (A)	1958	1958	1-0
Birmingham (AA)	1968	1968	0-3
Pittsfield (AA)	1968	1968	0-3
Pawtucket (AAA)	1970	1970	0-1
Baltimore (AL)	1970	1970	0-1
Atlanta (NL)	1981	1982	1-1
Kansas City (AL)	1988	1988	Rained out
Tampa Bay (AL)	1998	1998	0-1
Florida (NL)	1994	2001	0-2
Philadelphia (NL)	2007	2012	0-4
New York (AL)	1978	2014	0-3
<b>Totals</b>			<b>4-20 (.167)</b>

## AGAINST THE ACC

	FIRST	LAST	Overall RECORD	FIRST	LAST	Both teams in ACC RECORD
Boston College	2006	2024	41-12	2006	2024	41-12
Clemson	1958	2024	83-77-1	1992	2024	58-61
Duke	1954	2024	83-30	1992	2024	65-21
Georgia Tech	1959	2024	81-51	1992	2024	56-43
Louisville	1977	2024	36-13	2015	2024	19-10
Miami	1951	2024	162-136-4	2005	2024	35-27
North Carolina	1956	2024	73-38	1992	2024	55-32
NC State	1962	2024	77-40	1992	2024	74-37
Notre Dame	1956	2024	25-16	2014	2024	20-12
Pitt	1983	2024	29-8	2015	2024	10-8
Virginia	1972	2024	62-34	1992	2024	60-34
Virginia Tech	1967	2023	48-18	2005	2023	28-14
Wake Forest	1962	2024	97-38	1992	2024	77-32
<b>Totals</b>			<b>897-511-5 (.637)</b>			<b>598-343 (.635)</b>

## Former ACC Teams

	FIRST	LAST	Overall RECORD	FIRST	LAST	Both teams in ACC RECORD
Maryland	1965	2014	68-8			64-8
South Carolina	1969	1991	19-10	-	-	-
<b>Totals</b>			<b>87-18 (.829)</b>			<b>64-8 (.889)</b>

## AGAINST STATE SCHOOLS

	FIRST	LAST	SERIES STANDINGS
Bethune-Cookman	2000	2024	8-0
Florida	1956	2024	134-127-1
Florida AGM	1971	2002	13-0
Florida Atlantic	1995	2020	11-1
Florida Gulf Coast	2009	2024	13-7
Florida International	1973	2019	17-6
Florida Southern	1949	1974	29-13-1
Jacksonville	1964	2024	135-42
Jacksonville NAS*	1953	1954	2-2
Miami	1951	2024	162-136-4
North Florida	2006	2024	12-4
Pensacola NAS*	1965	1965	3-0
Rollins	1948	1973	12-11
St. Leo	1969	1998	29-4
St. Thomas	1976	1976	4-0
Stetson	1949	2024	69-26
Tampa	1949	1984	25-4-1
UCF	1985	2024	41-9
USF	1969	2024	74-16
West Florida	1981	1984	5-0
<b>Totals</b>			<b>798-408-7 (.661)</b>

\*Amateur Team

### AKRON: 4-0

At Florida State: FSU leads 4-0

3/23/99	Tallahassee	W	7-4
3/24/99	Tallahassee	W	12-2
3/20/01	Tallahassee	W	8-2
3/21/01	Tallahassee	W	14-2

### ALABAMA: 7-3

At Florida State: FSU leads 5-3  
Neutral: FSU leads 2-0

3/23/67	Tallahassee	L	3-4
3/25/67	Tallahassee	W	1-0
5/31/68	Gastonia, N.C. <sup>1</sup>	W	6-1
5/28/83	Tallahassee <sup>1</sup>	L	5-7
3/23/84	Dothan, Ala.	W	18-16
5/25/91	Tallahassee <sup>1</sup>	W	5-2
5/26/91	Tallahassee <sup>1</sup>	W	6-5
6/4/11	Tallahassee <sup>1</sup>	W	9-5
6/5/11	Tallahassee <sup>1</sup>	W	11-1
5/31/14	Tallahassee <sup>1</sup>	L	5-6

### ALABAMA STATE: 2-0

At Florida State: FSU leads 2-0

3/25/15	Tallahassee	W	8-7
6/3/16	Tallahassee <sup>1</sup>	W	18-6

### AMHERST: 7-1

At Florida State: FSU leads 7-1

3/27/52	Tallahassee	W	4-2
3/30/53	Tallahassee	W	5-0
3/31/53	Tallahassee	W	4-3
3/29/54	Tallahassee	W	11-3
3/30/54	Tallahassee	W	10-6
3/23/55	Tallahassee	W	10-1
3/24/55	Tallahassee	L	7-9 (10)
3/28/64	Tallahassee	W	5-0

### APPALACHIAN STATE: 16-0

At Florida State: FSU leads 16-0

2/16/93	Tallahassee	W	8-3
2/17/93	Tallahassee	W	3-1
2/22/00	Tallahassee	W	8-2
2/23/00	Tallahassee	W	8-1
2/27/01	Tallahassee	W	10-4
2/28/01	Tallahassee	W	7-4
3/13/02	Tallahassee	W	4-2
3/13/02	Tallahassee	W	11-7
2/21/03	Tallahassee	W	16-6
2/22/03	Tallahassee	W	9-1
2/23/03	Tallahassee	W	17-0
2/25/05	Tallahassee	W	11-2
2/26/05	Tallahassee	W	4-1
2/23/07	Tallahassee	W	6-3
2/24/07	Tallahassee	W	10-2
2/25/07	Tallahassee	W	12-8

### ARIZONA: 5-8

At Florida State: FSU leads 3-0  
At Arizona: Arizona leads 2-1  
Neutral: Arizona leads 6-1

6/11/63	Omaha, Neb. <sup>3</sup>	L	3-4 (11)
6/13/70	Omaha, Neb. <sup>3</sup>	W	4-0
5/31/80	Omaha, Neb. <sup>3</sup>	L	3-5
6/6/86	Omaha, Neb. <sup>3</sup>	L	5-9
6/9/86	Omaha, Neb. <sup>3</sup>	L	2-10
2/17/90	Tallahassee	W	7-1
2/17/90	Tallahassee	W	16-8
2/18/90	Tallahassee	W	10-5
2/14/91	Tucson	W	15-8
2/15/91	Tucson	L	3-7
2/16/91	Tucson	L	2-3
6/15/12	Omaha, Neb. <sup>3</sup>	L	3-4 (12)
6/21/12	Omaha, Neb. <sup>3</sup>	L	3-10

# RESULTS BY OPPONENT

## ARIZONA STATE: 24-10

**At Florida State:** FSU leads 16-1  
**At Arizona State:** Arizona State leads 8-7  
**Neutral:** Tied 1-1

5/31/87	Omaha, Neb. <sup>3</sup>	W	3-0
2/4/89	Tallahassee	W	9-6
2/5/89	Tallahassee	W	8-3
3/31/90	Tempe	L	1-9
4/1/90	Tempe	L	6-7
2/8/91	Tallahassee	W	6-5 (10)
2/9/91	Tallahassee	W	21-5
2/10/91	Tallahassee	W	4-3 (10)
2/9/92	Tempe	W	4-2
2/9/92	Tempe	L	1-4
2/11/94	Tallahassee	W	9-7
2/12/94	Tallahassee	W	13-2
2/13/94	Tallahassee	W	9-8 (8)
2/10/95	Tempe	W	11-2
2/11/95	Tempe	W	14-6
2/12/95	Tempe	L	2-8
2/7/97	Tallahassee	W	5-2
2/8/97	Tallahassee	L	6-9
2/9/97	Tallahassee	W	11-5
2/6/98	Tempe	W	3-2
2/7/98	Tempe	W	6-1
5/29/98	Omaha, Neb. <sup>3</sup>	L	10-11
2/5/99	Tallahassee	W	4-1
2/6/99	Tallahassee	W	11-4
2/7/99	Tallahassee	W	7-5
2/4/00	Tempe	W	11-10
2/5/00	Tempe	L	9-15
2/6/00	Tempe	W	9-7
2/15/02	Tallahassee	W	9-4
2/16/02	Tallahassee	W	5-3
2/17/02	Tallahassee	W	6-4
2/6/04	Tempe	L	1-2
2/7/04	Tempe	L	9-10
2/8/04	Tempe	L	6-12

## ARKANSAS: 1-5

**At Florida State:** Arkansas leads 3-0  
**At Arkansas:** Arkansas leads 2-0  
**Neutral:** FSU leads 1-0

5/25/85	Tallahassee <sup>1</sup>	L	6-7
6/11/04	Fayetteville <sup>2</sup>	L	5-7
6/12/04	Fayetteville <sup>2</sup>	L	2-4
6/5/09	Tallahassee <sup>2</sup>	L	2-7
6/6/09	Tallahassee <sup>2</sup>	L	8-9
6/15/19	Omaha, Neb. <sup>3</sup>	W	1-0

## ARMY: 2-0

**At Florida State:** FSU leads 1-0  
**Neutral:** FSU leads 1-0

3/24/75	Miami, Fla.	W	7-4
6/3/05	Tallahassee <sup>1</sup>	W	3-2

## AUBURN: 77-42

**At Florida State:** FSU leads 49-22  
**At Auburn:** FSU leads 27-19  
**Neutral:** Tied 1-1

3/20/54	Tallahassee	L	2-7
3/19/57	Tallahassee	W	8-2
3/20/57	Tallahassee	W	10-5
4/22/57	Auburn	L	9-10
4/23/57	Auburn	W	10-4
3/20/58	Tallahassee	L	3-4
3/20/58	Tallahassee	L	7-10
4/25/58	Auburn	W	5-1
4/26/58	Auburn	W	4-2
3/17/59	Tallahassee	W	11-3
3/17/59	Tallahassee	W	8-4
5/13/59	Auburn	W	4-3
5/14/59	Auburn	W	8-6
3/21/60	Tallahassee	L	4-10
3/22/60	Tallahassee	W	22-8
3/23/60	Tallahassee	W	11-4
5/6/60	Auburn	L	3-4 (7)
5/7/60	Auburn	L	5-6
3/20/61	Tallahassee	W	10-1
3/21/61	Tallahassee	W	10-9
3/21/61	Tallahassee	L	5-15
3/16/62	Tallahassee	L	7-12
3/17/62	Tallahassee	L	2-10
4/9/62	Auburn	L	6-7
4/10/62	Auburn	L	3-5
3/16/63	Tallahassee	W	2-1
3/18/63	Tallahassee	W	8-3
3/25/63	Auburn	W	5-1
3/26/63	Auburn	W	9-7
5/30/63	Gastonia, N.C. <sup>1</sup>	W	4-3
4/20/64	Auburn	L	3-5
5/4/64	Tallahassee	L	2-4
5/5/64	Tallahassee	L	5-19
4/5/65	Tallahassee	W	6-1
4/6/65	Tallahassee	W	12-0
3/22/66	Tallahassee	W	6-3
4/1/66	Auburn	L	2-7
4/2/66	Auburn	L	2-6
3/20/67	Tallahassee	L	7-12
3/21/67	Tallahassee	W	1-0
4/7/67	Auburn	L	2-5
4/8/67	Auburn	W	9-3
6/3/67	Gastonia, N.C. <sup>1</sup>	L	3-13
4/22/68	Tallahassee	W	2-1
4/23/68	Tallahassee	W	7-3
5/13/68	Auburn	W	3-2
5/14/68	Auburn	L	1-18
3/14/69	Tallahassee	L	0-1
3/15/69	Tallahassee	W	6-1
5/19/69	Auburn	L	4-7
5/20/69	Auburn	W	6-3
4/6/70	Tallahassee	W	10-4
4/7/70	Tallahassee	L	3-5
5/18/70	Auburn	W	5-0
5/19/70	Auburn	W	7-6
4/12/71	Tallahassee	W	13-8
4/13/71	Tallahassee	L	8-11
5/17/71	Auburn	W	9-4
5/18/71	Auburn	W	6-5
3/24/72	Tallahassee	L	3-9
3/25/72	Tallahassee	W	16-13
5/15/72	Auburn	L	3-9
5/16/72	Auburn	W	7-4
4/9/73	Tallahassee	L	2-4
4/10/73	Tallahassee	L	2-4
5/14/73	Auburn	W	4-2

5/15/73	Auburn	W	8-4
4/29/74	Tallahassee	W	11-1
4/30/74	Tallahassee	L	3-6
5/13/74	Auburn	L	4-5
5/14/74	Auburn	L	1-7
4/15/75	Tallahassee	W	3-1
4/16/75	Tallahassee	W	4-0
5/12/75	Auburn	L	3-4
5/12/75	Auburn	W	4-1
5/24/76	Tallahassee <sup>1</sup>	L	1-2
4/9/80	Tallahassee	W	21-7
4/9/80	Tallahassee	W	2-0
4/22/80	Auburn	W	9-5
4/23/80	Auburn	W	4-2
4/28/81	Auburn	W	7-1
4/29/81	Auburn	W	4-3
5/7/81	Tallahassee	W	7-5
5/7/81	Tallahassee	W	11-3
4/13/82	Auburn	L	5-9
4/14/82	Auburn	W	10-8 (5)
4/20/82	Tallahassee	W	14-0
4/21/82	Tallahassee	L	8-9
2/23/83	Tallahassee	W	12-9
2/23/83	Tallahassee	W	6-1
3/23/83	Auburn	W	7-5
2/28/84	Tallahassee	W	10-4
2/29/84	Tallahassee	W	12-2
5/27/89	Tallahassee <sup>1</sup>	W	7-6
5/24/97	Tallahassee <sup>1</sup>	L	7-8
5/25/97	Tallahassee <sup>1</sup>	W	9-7
5/25/97	Tallahassee <sup>1</sup>	L	2-5
5/24/98	Tallahassee <sup>1</sup>	W	16-10
6/4/99	Tallahassee <sup>2</sup>	W	10-2
6/5/99	Tallahassee <sup>2</sup>	W	6-3
5/26/01	Tallahassee <sup>1</sup>	W	10-6
5/27/01	Tallahassee <sup>1</sup>	W	9-6
2/11/05	Tallahassee	W	7-3
2/12/05	Tallahassee	W	6-5
2/13/05	Tallahassee	L	2-9
6/4/05	Tallahassee <sup>1</sup>	W	4-3
6/5/05	Tallahassee <sup>1</sup>	W	10-4
2/10/06	Auburn	L	2-5
2/11/06	Auburn	W	8-3
2/28/08	Auburn	W	7-5
2/29/08	Auburn	W	6-5
3/1/08	Tallahassee	W	4-3
3/2/08	Tallahassee	W	10-1
2/26/09	Tallahassee	W	8-7
2/27/09	Tallahassee	W	14-5
2/28/09	Auburn	L	9-10
6/4/17	Tallahassee <sup>1</sup>	W	8-7 (10)
6/5/17	Tallahassee <sup>1</sup>	W	6-0
6/4/22	Auburn <sup>4</sup>	L	7-21

## AUSTIN PEAY STATE: 5-0

**At Florida State:** FSU leads 5-0

3/16/79	Tallahassee	W	12-0
3/16/79	Tallahassee	W	4-2
3/13/87	Tallahassee	W	8-3
3/14/87	Tallahassee	W	15-0
3/15/87	Tallahassee	W	26-1

## BALL STATE: 19-2

**At Florida State:** FSU leads 19-2

3/1/84	Tallahassee	W	13-2
3/2/84	Tallahassee	W	5-1
3/3/84	Tallahassee	W	12-2
3/4/84	Tallahassee	W	8-6
3/2/85	Tallahassee	L	11-12

3/2/85	Tallahassee	W	12-10
3/3/85	Tallahassee	W	15-6
3/4/85	Tallahassee	L	9-10
3/3/87	Tallahassee	W	10-3
3/4/87	Tallahassee	W	9-2
3/5/87	Tallahassee	W	14-10
3/4/88	Tallahassee	W	6-4
3/10/89	Tallahassee	W	10-0
3/11/89	Tallahassee	W	11-1
3/12/89	Tallahassee	W	16-0
3/2/90	Tallahassee	W	19-10
3/3/90	Tallahassee	W	16-3
3/4/90	Tallahassee	W	12-4
3/5/91	Tallahassee	W	26-4
3/6/91	Tallahassee	W	17-2
3/7/91	Tallahassee	W	12-2

## BELMONT ABBEY: 2-0

**At Florida State:** FSU leads 2-0

4/2/69	Tallahassee	W	10-9
4/3/69	Tallahassee	W	8-4

## BETHUNE-COOKMAN: 8-0

**At Florida State:** FSU leads 8-0

5/26/00	Tallahassee <sup>1</sup>	W	6-3
5/25/01	Tallahassee <sup>1</sup>	W	8-1
6/4/04	Tallahassee <sup>1</sup>	W	10-3
6/1/07	Tallahassee <sup>1</sup>	W	6-2
6/3/11	Tallahassee <sup>1</sup>	W	6-5
3/16/22	Tallahassee	W	17-9
3/7/23	Tallahassee	W	10-1
4/3/24	Tallahassee	W	5-2

## BOSTON COLLEGE: 41-12

**At Florida State:** FSU leads 18-8  
**At Boston College:** FSU leads 18-4  
**Neutral:** FSU leads 5-0

4/7/06	Chestnut Hill, Mass.	W	7-1
4/8/06	Chestnut Hill, Mass.	W	4-2
4/9/06	Chestnut Hill, Mass.	W	7-5
3/23/07	Tallahassee	W	5-1
3/24/07	Tallahassee	W	10-3
3/25/07	Tallahassee	W	7-0
4/11/08	Chestnut Hill, Mass.	W	4-3
4/11/08	Chestnut Hill, Mass.	W	8-6
4/12/08	Chestnut Hill, Mass.	W	17-2
3/6/09	Tallahassee	W	4-1
3/7/09	Tallahassee	L	6-14
3/8/09	Tallahassee	L	5-12
5/20/09	Durham, N.C. <sup>5</sup>	W	7-2
5/7/10	Chestnut Hill, Mass.	L	7-10
5/9/10	Chestnut Hill, Mass.	W	6-4
5/9/10	Chestnut Hill, Mass.	W	11-6
5/28/10	Greensboro, N.C. <sup>5</sup>	W	12-2 (7)
3/11/11	Tallahassee	W	3-1
3/12/11	Tallahassee	W	15-6
3/13/11	Tallahassee	W	4-3
4/13/12	Chestnut Hill, Mass.	W	6-5
4/14/12	Chestnut Hill, Mass.	W	6-3
4/15/12	Chestnut Hill, Mass.	L	6-17
3/8/13	Tallahassee	W	4-0
3/9/13	Tallahassee	W	9-4
3/10/13	Tallahassee	W	9-1
3/28/14	Kingston, R.I.	W	11-7
3/28/14	Kingston, R.I.	W	6-0
3/29/14	Kingston, R.I.	W	10-1
3/6/15	Tallahassee	W	7-0
3/7/15	Tallahassee	W	3-2

# RESULTS BY OPPONENT

3/8/15	Tallahassee	W	8-4
4/1/16	Chestnut Hill, Mass.	W	3-0
3/10/17	Tallahassee	L	5-8
3/11/17	Tallahassee	W	11-1
3/11/17	Tallahassee	W	13-0
4/20/18	Chestnut Hill, Mass.	W	13-12 (11)
4/21/18	Boston, Mass.	W	13-7
4/22/18	Chestnut Hill, Mass.	W	6-1
3/29/19	Tallahassee	L	7-10
3/30/19	Tallahassee	W	4-3
3/31/19	Tallahassee	L	0-8
4/16/21	Tallahassee	W	10-2
4/17/21	Tallahassee	W	5-1
4/18/21	Tallahassee	L	3-5
5/6/22	Chestnut Hill, Mass.	L	2-3
5/7/22	Chestnut Hill, Mass.	W	10-4
5/8/22	Chestnut Hill, Mass.	W	8-1
3/17/23	Tallahassee	W	19-8
3/18/23	Tallahassee	L	2-4
3/19/23	Tallahassee	L	2-8
4/5/24	Brighton, Mass.	W	12-4
4/6/24	Brighton, Mass.	L	6-7 (11)
4/7/24	Brighton, Mass.	W	9-2

## BOWLING GREEN STATE: 4-0

At Florida State: FSU leads 4-0

3/25/70	Tallahassee	W	17-8
5/6/16	Tallahassee	W	6-1
5/7/16	Tallahassee	W	10-0
5/8/16	Tallahassee	W	6-1

## BRADLEY: 1-1

At Florida State: Tied 1-1

4/10/50	Tallahassee	W	3-2
4/11/50	Tallahassee	L	1-10

## BROOKLYN COLLEGE: 1-0

At Florida State: FSU leads 1-0

3/16/80	Tallahassee	W	23-5
---------	-------------	---	------

## BROWN: 8-1

At Florida State: FSU leads 8-1

3/31/71	Tallahassee	L	0-2
4/1/71	Tallahassee	W	3-1
4/1/71	Tallahassee	W	5-1
4/2/71	Tallahassee	W	12-1
4/3/71	Tallahassee	W	4-1
4/3/71	Tallahassee	W	6-1
3/3/06	Tallahassee	W	12-0
3/4/06	Tallahassee	W	21-5
3/5/06	Tallahassee	W	15-7

## BUCKNELL: 1-1

At Florida State: Tied 1-1

5/30/08	Tallahassee <sup>1</sup>	L	0-7
6/1/08	Tallahassee <sup>1</sup>	W	24-9

## BUTLER: 3-0

At Florida State: FSU leads 3-0

3/10/04	Tallahassee	W	11-2
2/16/24	Tallahassee	W	11-0
2/18/24	Tallahassee	W	15-5

## BYU: 1-0

At Florida State: FSU leads 1-0

5/30/94	Tallahassee <sup>1</sup>	W	7-1
---------	--------------------------	---	-----

## CALIFORNIA: 3-1

At Florida State: FSU leads 2-1

Neutral: FSU leads 1-0

5/31/92	Omaha, Neb. <sup>3</sup>	W	5-4
3/4/22	Tallahassee	W	4-3
3/5/22	Tallahassee	W	7-4
3/6/22	Tallahassee	L	3-5 (10)

## CAL STATE FULLERTON: 8-10

At Florida State: FSU leads 5-4

At Cal State Fullerton: Cal State Fullerton leads 2-1

Neutral: Cal State Fullerton leads 4-2

3/9/84	Fullerton	L	3-5
3/10/84	Fullerton	L	1-6
3/11/84	Fullerton	W	10-4
3/24/89	Tallahassee	W	6-5 (11)
3/25/89	Tallahassee	L	4-9
3/26/89	Tallahassee	W	10-0
5/29/92	Omaha, Neb. <sup>3</sup>	L	2-7
6/2/92	Omaha, Neb. <sup>3</sup>	L	0-6
2/26/93	Tallahassee	W	3-2
2/27/93	Tallahassee	L	2-6
2/28/93	Tallahassee	L	6-13
6/7/94	Omaha, Neb. <sup>3</sup>	L	3-10
2/23/96	Anaheim, Calif.	L	1-3
2/15/97	Tallahassee	L	1-2
2/15/97	Tallahassee	W	8-5
2/16/97	Tallahassee	W	7-4
6/16/99	Omaha, Neb. <sup>3</sup>	W	7-2
6/19/17	Omaha, Neb. <sup>3</sup>	W	6-4

## CAL STATE NORTHRIDGE: 1-0

Neutral: FSU leads 1-0

5/26/96	Stanford, Calif. <sup>1</sup>	W	9-2
---------	-------------------------------	---	-----

## CAMPBELLSVILLE: 1-0

At Florida State: FSU leads 1-0

3/18/81	Tallahassee	W	19-4
---------	-------------	---	------

## CAMP LEJEUNE: 3-1

At Florida State: FSU leads 3-0

At Camp Lejeune: Camp Lejeune leads 1-0

3/13/59	Tallahassee	W	14-4
3/14/59	Tallahassee	W	11-3
3/14/59	Tallahassee	W	10-8
4/27/63	Camp Lejeune, N.C.	L	5-6

## CENTRAL CONNECTICUT ST: 1-0

Neutral: FSU leads 1-0

6/4/10	Norwich, Conn. <sup>1</sup>	W	11-3
--------	-----------------------------	---	------

## CENTRAL MICHIGAN: 2-0

At Florida State: FSU leads 1-0

Neutral: FSU leads 1-0

5/25/90	Starkville, Miss. <sup>1</sup>	W	4-2
5/26/94	Tallahassee <sup>1</sup>	W	8-6

## CHARLESTON SOUTHERN: 25-0

At Florida State: FSU leads 25-0

3/21/88	Tallahassee	W	9-8
3/22/88	Tallahassee	W	15-1
3/23/88	Tallahassee	W	7-0
2/20/89	Tallahassee	W	5-4 (10)
2/22/89	Tallahassee	W	10-2
3/16/90	Tallahassee	W	11-5
3/17/90	Tallahassee	W	11-1
3/3/92	Tallahassee	W	14-2
3/4/92	Tallahassee	W	13-8
2/17/98	Tallahassee	W	16-0
2/18/98	Tallahassee	W	13-0
2/16/99	Tallahassee	W	12-2
2/17/99	Tallahassee	W	7-2
2/29/00	Tallahassee	W	7-2
3/1/00	Tallahassee	W	12-1
2/28/03	Tallahassee	W	9-0
3/2/03	Tallahassee	W	10-7
3/2/03	Tallahassee	W	2-1
1/28/05	Tallahassee	W	2-1
1/29/05	Tallahassee	W	9-2
1/30/05	Tallahassee	W	11-4
2/3/06	Tallahassee	W	6-3
2/4/06	Tallahassee	W	12-2
2/5/06	Tallahassee	W	15-8
4/21/10	Tallahassee	W	12-4

## CHICAGO STATE: 3-0

At Florida State: FSU leads 3-0

4/26/72	Tallahassee	W	10-5
4/27/72	Tallahassee	W	11-2
4/27/72	Tallahassee	W	12-0

## CINCINNATI: 26-2

At Florida State: FSU leads 17-0

At Cincinnati: FSU leads 5-1

Neutral: FSU leads 4-1

4/13/53	Tallahassee	W	14-1
4/16/56	Tallahassee	W	8-2
3/19/78	Tallahassee	W	11-5
3/20/78	Tallahassee	W	19-8
3/21/78	Tallahassee	W	10-6
5/11/79	Tallahassee <sup>d</sup>	W	13-3
5/13/82	Tallahassee <sup>d</sup>	W	10-2
5/13/83	Tallahassee <sup>d</sup>	W	9-2
5/12/84	Tallahassee <sup>d</sup>	W	11-2
5/10/85	Tallahassee <sup>d</sup>	W	24-0
5/9/86	Tallahassee <sup>d</sup>	W	10-3
5/16/87	Columbia, S.C. <sup>4</sup>	W	6-3
5/12/89	Cincinnati	L	0-2
5/13/89	Cincinnati	W	18-7
5/14/89	Cincinnati	W	8-7
5/11/90	Tallahassee	W	6-1
5/12/90	Tallahassee	W	12-3
5/13/90	Tallahassee	W	4-1
5/18/90	Hattiesburg, Miss. <sup>4</sup>	L	4-5
5/20/90	Hattiesburg, Miss. <sup>4</sup>	W	8-5
5/10/91	Cincinnati	W	15-5
5/11/91	Cincinnati	W	10-5
5/12/91	Cincinnati	W	13-9
5/15/91	Salem, Va. <sup>4</sup>	W	9-3
5/18/91	Salem, Va. <sup>4</sup>	W	13-12
2/21/20	Tallahassee	W	11-4
2/22/20	Tallahassee	W	10-5
2/23/20	Tallahassee	W	10-1

## THE CITADEL: 9-1

At Florida State: FSU leads 9-1

2/24/98	Tallahassee	W	9-4
2/25/98	Tallahassee	W	15-5
3/16/99	Tallahassee	W	10-6
3/17/99	Tallahassee	W	8-4
5/28/99	Tallahassee <sup>1</sup>	W	24-6
3/27/01	Tallahassee	W	3-0
3/28/01	Tallahassee	L	2-5
3/19/02	Tallahassee	W	4-0
3/20/02	Tallahassee	W	11-3
3/26/03	Tallahassee	W	10-2

## CLEMSON: 83-77-1

At Florida State: FSU leads 45-23-1

At Clemson: Clemson leads 40-24

Neutral: Tied 14-14

6/7/58	Gastonia, N.C. <sup>1</sup>	L	5-8
6/5/59	Gastonia, N.C. <sup>1</sup>	L	2-24
6/6/59	Gastonia, N.C. <sup>1</sup>	L	0-5
3/30/62	Tallahassee	W	14-8
4/19/62	Clemson	L	11-14
3/21/63	Tallahassee	W	10-7
3/22/63	Tallahassee	L	7-12
3/23/63	Tallahassee	W	12-3
3/19/64	Tallahassee	W	8-5
3/20/64	Tallahassee	L	5-8
3/21/64	Tallahassee	W	12-6
4/26/65	Clemson	L	8-9
4/27/65	Clemson	W	13-11
4/27/65	Clemson	W	16-3
5/23/66	Tallahassee	W	11-5
5/24/66	Tallahassee	W	4-3
5/25/66	Tallahassee	L	3-4
6/2/67	Gastonia, N.C. <sup>1</sup>	W	5-3
6/3/67	Gastonia, N.C. <sup>1</sup>	L	4-6
4/19/69	Clemson	W	6-2
4/19/69	Clemson	W	3-1
4/17/71	Clemson	L	0-11
4/17/71	Clemson	L	7-12
4/18/71	Clemson	L	2-3
3/10/72	Tallahassee	W	11-7
3/11/72	Tallahassee	W	6-3
3/12/72	Tallahassee	W	20-3
4/26/73	Clemson	L	1-2
4/26/73	Clemson	W	2-1
4/27/73	Clemson	W	9-1
3/8/74	Tallahassee	W	6-3
3/9/74	Tallahassee	L	5-7
3/10/74	Tallahassee	W	5-3
2/28/81	Tallahassee	W	9-8
3/1/81	Tallahassee	W	11-7
4/1/82	Clemson	W	8-1
4/2/82	Clemson	W	7-6 (7)
3/1/83	Tallahassee	W	5-4
3/2/83	Tallahassee	T	3-3
3/29/84	Clemson	L	0-13
3/30/84	Clemson	L	3-13
5/28/89	Tallahassee <sup>1</sup>	W	8-1
3/27/92	Clemson	L	4-10
3/28/92	Clemson	L	0-12
3/29/92	Clemson	L	0-14
5/11/92	Greenville, S.C. <sup>5</sup>	L	2-5
5/13/92	Greenville, S.C. <sup>5</sup>	L	0-11
5/7/93	Tallahassee	L	6-7
5/8/93	Tallahassee	W	4-3
5/9/93	Tallahassee	L	1-5
5/16/93	Greenville, S.C. <sup>5</sup>	L	1-6
5/18/93	Greenville, S.C. <sup>5</sup>	W	7-5



# RESULTS BY OPPONENT

5/7/94	Clemson	L	2-5
5/8/94	Clemson	L	5-9
5/9/94	Clemson	W	8-3
5/21/94	Greenville, S.C. <sup>5</sup>	W	10-4
5/22/94	Greenville, S.C. <sup>5</sup>	L	1-4
4/21/95	Tallahassee	W	5-2
4/22/95	Tallahassee	W	7-2
4/23/95	Tallahassee	W	9-8
5/19/95	Greenville, S.C. <sup>5</sup>	L	0-11
5/20/95	Greenville, S.C. <sup>5</sup>	W	12-2
5/21/95	Greenville, S.C. <sup>5</sup>	W	8-2
5/4/96	Clemson	L	0-3
5/5/96	Clemson	L	1-2
5/6/96	Clemson	L	0-2
5/18/96	Durham, N.C. <sup>5</sup>	W	2-1
4/4/97	Tallahassee	L	7-10
4/5/97	Tallahassee	W	20-5
4/6/97	Tallahassee	W	11-10
5/16/97	St. Petersburg, Fla. <sup>5</sup>	W	8-4
5/17/97	St. Petersburg, Fla. <sup>5</sup>	W	10-0
4/24/98	Clemson	L	1-2
4/25/98	Clemson	L	4-5
4/26/98	Clemson	W	7-2
4/9/99	Tallahassee	W	8-0
4/10/99	Tallahassee	L	4-8
4/11/99	Tallahassee	W	5-3
5/22/99	Durham, N.C. <sup>5</sup>	L	7-8
5/6/00	Clemson	L	7-8
5/7/00	Clemson	L	4-5
5/8/00	Clemson	L	4-7
5/18/00	Fort Mill, S.C. <sup>5</sup>	L	4-8
4/6/01	Tallahassee	W	7-4
4/7/01	Tallahassee	W	7-6
4/8/01	Tallahassee	W	6-1
5/18/01	Fort Mill, S.C. <sup>5</sup>	W	5-4
5/17/02	Clemson	W	9-3
5/18/02	Clemson	W	12-3
5/19/02	Clemson	W	9-3
5/23/02	St. Petersburg, Fla. <sup>5</sup>	W	9-4
5/25/02	St. Petersburg, Fla. <sup>5</sup>	W	4-1
4/11/03	Tallahassee	L	4-8
4/12/03	Tallahassee	W	7-2
4/13/03	Tallahassee	W	8-1
5/1/04	Clemson	W	11-6
5/2/04	Clemson	W	10-1
5/3/04	Clemson	L	9-18
4/2/05	Tallahassee	W	3-1
4/3/05	Tallahassee	L	3-7
4/3/05	Tallahassee	W	5-4
5/12/06	Clemson	L	1-9
5/13/06	Clemson	L	3-4 (10)
5/14/06	Clemson	L	2-11
5/11/07	Tallahassee	W	11-1
5/12/07	Tallahassee	L	6-7
5/13/07	Tallahassee	L	6-11
5/26/07	Jacksonville, Fla. <sup>5</sup>	L	1-5
5/3/08	Clemson	W	9-8 (10)
5/4/08	Clemson	W	13-4
5/5/08	Clemson	W	4-2
3/20/09	Tallahassee	W	5-2
3/21/09	Tallahassee	L	7-8 (11)
3/22/09	Tallahassee	W	7-4
5/20/10	Clemson	L	8-9
5/21/10	Clemson	L	4-8
5/22/10	Clemson	L	3-8
5/19/11	Tallahassee	W	8-6
5/20/11	Tallahassee	L	4-7
5/21/11	Tallahassee	L	5-8
5/26/11	Durham, N.C. <sup>5</sup>	W	6-3
5/12/12	Clemson	L	2-7
5/14/12	Clemson	L	7-9

5/14/12	Clemson	W	9-5
5/25/12	Greensboro, N.C. <sup>5</sup>	L	7-9
5/16/13	Tallahassee	L	2-8
5/17/13	Tallahassee	W	2-1
5/18/13	Tallahassee	W	6-1
3/21/14	Clemson	L	3-9
3/22/14	Clemson	W	11-1
3/22/14	Clemson	W	4-3
5/14/15	Tallahassee	L	1-4
5/15/15	Tallahassee	L	0-7
5/16/15	Tallahassee	L	6-9
5/20/15	Durham, N.C. <sup>5</sup>	W	3-1
4/30/16	Clemson	L	3-10
5/1/16	Clemson	W	11-2
5/2/16	Clemson	L	3-7
5/29/16	Durham, N.C. <sup>5</sup>	L	13-18
4/15/17	Tallahassee	L	10-12
4/16/17	Tallahassee	W	7-3
4/17/17	Tallahassee	W	7-6
5/5/18	Clemson	W	3-2 (13)
5/6/18	Clemson	L	7-12
5/7/18	Clemson	L	4-5
5/26/18	Durham, N.C. <sup>5</sup>	W	5-4
4/12/19	Tallahassee	W	6-2
4/13/19	Tallahassee	W	16-2
4/14/19	Tallahassee	W	6-4
5/14/21	Tallahassee	W	8-3
5/15/21	Tallahassee	L	5-9
5/16/21	Tallahassee	W	9-6
4/22/22	Clemson	L	4-6
4/23/22	Clemson	W	4-3
4/24/22	Clemson	L	5-8
4/6/23	Tallahassee	W	5-1
4/7/23	Tallahassee	L	1-8
4/8/23	Tallahassee	L	2-6
3/23/24	Clemson	L	5-15 (7)
3/23/24	Clemson	L	8-9
3/24/24	Clemson	L	12-14

**CLEVELAND STATE: 3-0**  
**At Florida State:** FSU leads 3-0

3/24/81	Tallahassee	W	10-3
3/20/82	Tallahassee	W	27-4
3/21/82	Tallahassee	W	24-15

**COASTAL CAROLINA: 13-1**  
**At Florida State:** FSU leads 13-1

5/23/91	Tallahassee <sup>1</sup>	W	6-0
3/6/92	Tallahassee	W	6-1
3/7/92	Tallahassee	W	5-2
2/25/94	Tallahassee	W	4-0
2/26/94	Tallahassee	W	17-2
2/27/94	Tallahassee	W	4-1
2/17/95	Tallahassee	W	10-2
2/19/95	Tallahassee	W	6-0
3/8/96	Tallahassee	W	11-4
3/9/96	Tallahassee	W	16-8
3/10/96	Tallahassee	W	7-3
5/1/15	Tallahassee	W	16-2
5/2/15	Tallahassee	W	8-3
5/3/15	Tallahassee	L	2-4

**COLLEGE OF CHARLESTON: 13-2**  
**At Florida State:** FSU leads 13-2

2/1/92	Tallahassee	W	15-3
2/2/92	Tallahassee	W	4-1
2/19/93	Tallahassee	W	7-6
2/20/93	Tallahassee	W	19-0
2/21/93	Tallahassee	W	17-2
3/8/94	Tallahassee	L	0-3
3/9/94	Tallahassee	W	4-0
3/10/94	Tallahassee	W	7-0
3/28/95	Tallahassee	W	11-1
3/29/95	Tallahassee	W	12-1
5/30/15	Tallahassee <sup>1</sup>	W	3-2
6/1/15	Tallahassee <sup>1</sup>	W	8-1
2/26/16	Tallahassee	L	1-2
2/27/16	Tallahassee	W	8-3
2/28/16	Tallahassee	W	11-2

**COLUMBUS STATE: 5-0**  
**At Florida State:** FSU leads 3-0  
**At Columbus State:** FSU leads 2-0

4/2/74	Tallahassee	W	3-0
5/12/74	Columbus	W	7-2
4/2/75	Tallahassee	W	10-2
5/11/75	Columbus	W	6-4
3/3/76	Tallahassee	W	5-4

**CONNECTICUT: 2-1**  
**At Florida State:** FSU leads 2-0  
**Neutral:** Connecticut leads 1-0

6/9/57	Omaha, Neb. <sup>3</sup>	L	3-5
6/7/24	Tallahassee <sup>2</sup>	W	24-4
6/8/24	Tallahassee <sup>2</sup>	W	10-8 (12)

**CUMBERLAND: 2-0**  
**At Florida State:** FSU leads 2-0

4/11/73	Tallahassee	W	3-0
4/12/73	Tallahassee	W	9-0

**DARTMOUTH: 1-0**  
**Neutral:** FSU leads 1-0

6/14/70	Omaha, Neb. <sup>3</sup>	W	6-0
---------	--------------------------	---	-----

**DAVIDSON: 1-0**  
**At Florida State:** FSU leads 1-0

3/23/54	Tallahassee	W	7-1
---------	-------------	---	-----

**DAYTON: 1-0**  
**At Florida State:** FSU leads 1-0

3/29/80	Tallahassee	W	28-2
---------	-------------	---	------

**DELAWARE: 1-1**  
**At Florida State:** Tied 1-1

5/26/79	Tallahassee <sup>1</sup>	L	6-7
5/22/98	Tallahassee <sup>1</sup>	W	27-6

**DUKE: 83-30**  
**At Florida State:** FSU leads 46-11  
**At Duke:** FSU leads 27-12  
**Neutral:** FSU leads 10-6

4/1/54	Tallahassee	L	4-8
4/2/54	Tallahassee	L	2-6
6/1/56	Gastonia, N.C. <sup>1</sup>	W	2-1
6/2/56	Gastonia, N.C. <sup>1</sup>	L	2-4
6/2/56	Gastonia, N.C. <sup>1</sup>	L	6-7 (10)
3/27/57	Tallahassee	W	2-0
3/30/57	Tallahassee	L	1-8
5/31/57	Gastonia, N.C. <sup>1</sup>	W	3-2
6/1/57	Gastonia, N.C. <sup>1</sup>	L	6-8
6/3/57	Gastonia, N.C. <sup>1</sup>	W	4-1
3/30/59	Tallahassee	L	3-6
4/2/59	Tallahassee	W	5-1
3/27/61	Tallahassee	W	10-6
3/28/61	Tallahassee	W	4-0
3/29/61	Tallahassee	W	7-5
3/30/61	Tallahassee	W	8-2
6/1/61	Gastonia, N.C. <sup>1</sup>	L	2-7
4/20/62	Durham	W	3-1
4/21/62	Durham	L	4-5
4/25/63	Durham	W	6-0
3/28/64	Tallahassee	W	10-4
3/30/65	Tallahassee	W	11-1
4/3/65	Tallahassee	W	9-4
4/22/65	Durham	W	11-2
2/1/91	Tallahassee	W	8-5
2/2/91	Tallahassee	W	10-4
2/3/91	Tallahassee	W	9-3
2/21/92	Tallahassee	W	13-1
2/22/92	Tallahassee	L	4-5
2/23/92	Tallahassee	W	1-0
3/22/93	Durham	L	0-3
3/23/93	Durham	W	8-5
3/24/93	Durham	W	3-1
5/3/94	Tallahassee	L	1-4
5/4/94	Tallahassee	W	11-7
5/5/94	Tallahassee	L	4-5
3/24/95	Durham	L	5-14
3/25/95	Durham	W	9-5
3/26/95	Durham	W	6-2
4/19/96	Tallahassee	W	6-2
4/20/96	Tallahassee	W	14-4
4/21/96	Tallahassee	W	9-7
5/17/96	Durham, N.C. <sup>5</sup>	W	7-3
3/21/97	Durham	W	7-3
3/22/97	Durham	W	8-3
3/23/97	Durham	L	3-4
5/14/97	St. Petersburg, Fla. <sup>5</sup>	W	4-2
5/17/97	St. Petersburg, Fla. <sup>5</sup>	W	12-2
3/20/98	Tallahassee	W	6-5
3/21/98	Tallahassee	W	9-4
3/22/98	Tallahassee	W	10-9
5/15/99	Durham	W	11-3
5/15/99	Durham	W	9-1
5/16/99	Durham	W	7-0
3/10/00	Tallahassee	W	17-0
3/11/00	Tallahassee	W	8-3
3/12/00	Tallahassee	W	9-6
5/11/01	Durham	W	12-3
5/12/01	Durham	W	12-4
5/13/01	Durham	L	7-8
5/5/02	Tallahassee	W	18-4
5/6/02	Tallahassee	W	18-5
5/7/02	Tallahassee	W	13-3
5/22/02	St. Petersburg, Fla. <sup>5</sup>	W	10-7
5/16/03	Tallahassee	W	11-6
5/16/03	Tallahassee	W	12-7

# RESULTS BY OPPONENT

5/17/03	Tallahassee	W	15-8
5/22/03	Salem, Va. <sup>5</sup>	W	13-0
5/14/04	Tallahassee	W	14-1
5/15/04	Tallahassee	W	10-7
5/16/04	Tallahassee	W	6-3
5/27/04	Salem, Va. <sup>5</sup>	W	6-3
3/25/05	Durham	W	5-3
3/26/05	Durham	L	7-8
3/26/05	Durham	W	11-4
3/24/06	Tallahassee	W	7-2
3/25/06	Tallahassee	W	12-4
3/26/06	Tallahassee	W	15-5
3/30/07	Durham		15-3
3/31/07	Durham	L	5-8
4/1/07	Durham	W	8-5
4/16/10	Durham	W	16-3
4/17/10	Durham	L	6-10
4/18/10	Durham	W	8-3
4/22/11	Tallahassee	W	2-1
4/23/11	Tallahassee	W	10-3
4/24/11	Tallahassee	W	13-9
3/9/12	Durham	W	5-3
3/10/12	Durham	W	5-0
3/11/12	Durham	W	10-2
4/12/13	Tallahassee	W	16-2
4/13/13	Tallahassee	W	8-3
4/13/13	Tallahassee	W	8-5
5/15/14	Tallahassee	W	3-0
5/16/14	Tallahassee	W	9-8
5/17/14	Tallahassee	L	5-7
5/13/16	Durham	L	4-5
5/14/16	Durham	L	1-3
5/15/16	Durham	W	4-3
5/27/17	Louisville, Ky. <sup>5</sup>	W	5-1
4/13/18	Tallahassee	L	1-7
4/14/18	Tallahassee	L	5-6 (11)
3/6/20	Durham	L	1-2
3/7/20	Durham	L	3-4
3/8/20	Durham	W	10-2
5/26/21	Charlotte, N.C. <sup>5</sup>	L	1-12
3/25/22	Tallahassee	W	4-0
3/26/22	Tallahassee	W	7-2
3/27/22	Tallahassee	L	2-11
4/26/24	Durham	W	4-2
4/27/24	Durham	W	7-6
4/28/24	Durham	L	4-16 (7)
5/26/24	Charlotte, N.C. <sup>5</sup>	L	4-16

## DUQUESNE: 3-0

At Florida State: FSU leads 3-0

2/23/08	Tallahassee	W	14-3 (7)
2/23/08	Tallahassee	W	15-3 (7)
2/24/08	Tallahassee	W	15-3 (8)

## EAST CAROLINA: 5-3

At Florida State: Tied 1-1

At East Carolina: FSU leads 1-0

Neutral: FSU leads 3-2

4/23/62	Chapel Hill, N.C.	L	2-19
4/26/63	Greenville, N.C.	W	6-1
6/3/66	Gastonia, N.C. <sup>1</sup>	W	6-3
5/30/68	Gastonia, N.C. <sup>1</sup>	L	1-2
6/1/68	Gastonia, N.C. <sup>1</sup>	W	3-2
5/28/70	Gastonia, N.C. <sup>1</sup>	W	2-0
5/25/84	Tallahassee <sup>1</sup>	L	4-7
5/21/87	Tallahassee <sup>1</sup>	W	10-5

## EAST TENNESSEE STATE: 2-0

At Florida State: FSU leads 2-0

3/10/78	Tallahassee	W	14-1
3/10/78	Tallahassee	W	7-4

## EASTERN ILLINOIS: 1-0

At Florida State: FSU leads 1-0

3/27/80	Tallahassee	W	10-9
---------	-------------	---	------

## EASTERN MICHIGAN: 0-2

Neutral: Eastern Michigan leads 2-0

6/7/75	Omaha, Neb. <sup>3</sup>	L	1-2
5/28/82	Austin, Texas <sup>1</sup>	L	2-7

## EVANSVILLE: 4-0

At Florida State: FSU leads 4-0

5/27/00	Tallahassee <sup>1</sup>	W	11-2
2/14/03	Tallahassee	W	13-2
2/15/03	Tallahassee	W	14-3
2/16/03	Tallahassee	W	11-1

## FAIRLEIGH DICKINSON: 2-0

At Florida State: FSU leads 2-0

4/1/73	Tallahassee	W	2-1
4/1/73	Tallahassee	W	5-0

## FLAGLER: 4-1

At Florida State: FSU leads 4-1

4/20/80	Tallahassee	W	12-1
4/9/81	Tallahassee	L	3-4
4/9/81	Tallahassee	W	12-4
4/30/82	Tallahassee	W	5-2
5/1/82	Tallahassee	W	13-1

## FLORIDA: 134-127-1

At Florida State: FSU leads 72-42-1

At Florida: Florida leads 68-51

Neutral: Florida leads 16-12

4/9/56	Gainesville	L	5-7
4/5/57	Tallahassee	L	2-13
4/6/57	Tallahassee	W	4-1
4/11/58	Gainesville	L	7-8
4/12/58	Gainesville	L	1-8
6/7/58	Gastonia, N.C. <sup>1</sup>	L	1-2
3/28/59	Tallahassee	W	8-7
4/10/59	Tallahassee	L	3-6
4/11/59	Tallahassee	L	7-9
5/9/60	Gainesville	W	8-4
5/10/60	Gainesville	W	13-11
4/3/61	Tallahassee	L	2-3
4/4/61	Tallahassee	W	8-5
5/18/62	Gainesville	L	5-9
5/19/62	Gainesville	W	6-2
5/31/62	Gastonia, N.C. <sup>1</sup>	L	0-1
6/2/62	Gastonia, N.C. <sup>1</sup>	W	3-1 (5)
5/3/63	Gainesville	L	1-3
5/4/63	Gainesville	L	3-6
5/24/63	Tallahassee	W	6-2
5/25/63	Tallahassee	W	5-1
5/25/63	Tallahassee	L	1-3
5/22/64	Tallahassee	L	2-6
5/23/64	Tallahassee	W	4-3
5/29/64	Gainesville	L	1-2
5/30/64	Gainesville	L	1-2

5/30/64	Gainesville	W	5-4
5/21/65	Gainesville	L	6-8
5/22/65	Gainesville	W	3-2
6/2/65	Tallahassee	W	5-4
6/3/65	Tallahassee	L	10-11
5/6/66	Gainesville	W	16-4
5/7/66	Gainesville	L	0-1
5/20/66	Tallahassee	W	1-0
5/21/66	Tallahassee	W	4-0
5/19/67	Tallahassee	W	7-5
5/20/67	Tallahassee	L	2-5
5/26/67	Gainesville	W	6-3
5/27/67	Gainesville	L	1-2
5/27/67	Gainesville	L	1-3
5/7/68	Gainesville	L	2-3
5/8/68	Gainesville	L	2-3
5/24/68	Tallahassee	W	1-0
5/25/68	Tallahassee	W	5-0
5/25/68	Tallahassee	W	5-0
4/28/69	Tallahassee	W	3-1
4/29/69	Tallahassee	L	4-9
5/23/69	Gainesville	L	0-8
5/24/69	Gainesville	L	1-3
5/24/69	Gainesville	W	3-1
5/12/70	Gainesville	L	1-3
5/13/70	Gainesville	L	4-5
5/22/70	Tallahassee	L	3-4
5/23/70	Tallahassee	W	1-0
5/23/70	Tallahassee	W	9-4
5/21/71	Gainesville	W	7-2
5/22/71	Gainesville	W	2-0
5/22/71	Gainesville	L	3-4
5/28/71	Tallahassee	L	1-4
5/29/71	Tallahassee	W	7-0
5/19/72	Gainesville	L	1-3
5/20/72	Gainesville	L	1-3
5/26/72	Tallahassee	W	8-1
5/27/72	Tallahassee	W	4-2
5/27/72	Tallahassee	W	9-4
5/19/73	Tallahassee	W	3-0
5/20/73	Tallahassee	W	9-5
5/25/73	Gainesville	W	8-7
5/26/73	Gainesville	L	0-4
5/26/73	Gainesville	W	8-0
5/17/74	Tallahassee	T	0-0
5/18/74	Tallahassee	L	2-6
5/18/74	Tallahassee	W	4-3
5/19/74	Gainesville	L	4-5
5/20/74	Gainesville	W	4-3
3/1/75	Tallahassee	W	14-0
3/2/75	Tallahassee	W	6-4
4/29/75	Gainesville	W	9-5
4/29/75	Gainesville	L	5-8
4/30/75	Gainesville	W	8-7
4/12/76	Tallahassee	W	8-2
4/13/76	Tallahassee	W	3-1
4/20/76	Gainesville	W	8-5
4/21/76	Gainesville	W	11-3
3/7/77	Tallahassee	L	3-8
3/7/77	Tallahassee	L	1-2
4/16/77	Gainesville	L	3-7
4/17/77	Gainesville	W	8-7
4/26/78	Tallahassee	W	5-1
4/27/78	Tallahassee	W	9-8
5/2/78	Gainesville	W	7-1
5/2/78	Gainesville	L	4-5
3/8/79	Gainesville	W	4-3
3/9/79	Gainesville	L	3-16
4/8/79	Tallahassee	W	12-7
5/4/79	Tallahassee	W	20-7
5/25/79	Tallahassee <sup>1</sup>	L	5-9

3/8/80	Tallahassee	L	6-21
4/15/80	Gainesville	W	2-1
4/16/80	Gainesville	W	15-2
3/13/81	Gainesville	W	3-1
3/14/81	Gainesville	L	5-17
4/1/81	Tallahassee	W	14-10
4/2/81	Tallahassee	L	9-12
5/21/81	Miami, Fla. <sup>1</sup>	W	5-1
5/23/81	Miami, Fla. <sup>1</sup>	L	4-5
3/11/82	Tallahassee	W	17-16
3/12/82	Tallahassee	W	8-1
3/13/82	Gainesville	L	6-9
3/14/82	Gainesville	W	7-6
3/5/83	Gainesville	L	2-6
3/6/83	Gainesville	L	14-16
4/10/83	Tallahassee	L	5-7
4/10/83	Tallahassee	W	9-3
2/5/84	Miami, Fla.	L	3-8
4/4/84	Tallahassee	L	3-11
4/4/84	Tallahassee	W	11-9
4/17/84	Gainesville	L	7-8
4/18/84	Gainesville	W	7-4
3/15/85	Gainesville	L	2-3
3/16/85	Gainesville	L	1-6
3/28/85	Tallahassee	W	12-10
4/2/85	Tallahassee	L	3-6
2/25/86	Gainesville	W	10-6
2/26/86	Gainesville	W	10-7
4/15/86	Tallahassee	W	7-6
4/16/86	Tallahassee	W	8-0
4/14/87	Tallahassee	W	12-6
4/15/87	Tallahassee	W	14-11
5/5/87	Gainesville	L	5-10
5/6/87	Gainesville	L	5-7
4/13/88	Tallahassee	W	7-2
4/20/88	Gainesville	L	5-8
5/28/88	Tallahassee <sup>1</sup>	L	3-9
2/18/89	Gainesville	L	1-5
2/19/89	Gainesville	L	5-6
4/11/89	Tallahassee	L	0-5
4/12/89	Tallahassee	W	7-5
3/8/90	Gainesville	W	5-1
3/9/90	Gainesville	W	3-2
3/10/90	Tallahassee	W	5-3
3/11/90	Tallahassee	W	7-6
3/9/91	Tallahassee	W	8-3
3/10/91	Tallahassee	W	5-3
4/16/91	Gainesville	W	4-2
4/17/91	Gainesville	L	3-4
6/2/91	Omaha, Neb. <sup>3</sup>	L	0-5
2/19/92	Gainesville	W	2-1
4/8/92	Tallahassee	W	4-0
4/15/92	Tallahassee	L	1-3
5/5/92	Gainesville	W	4-1
3/4/93	Tallahassee	W	2-0
3/5/93	Tallahassee	W	9-3
3/6/93	Gainesville	W	4-2
3/7/93	Gainesville	W	8-4
3/3/94	Gainesville	L	0-4
3/4/94	Gainesville	W	10-5
3/5/94	Tallahassee	W	7-2
3/6/94	Tallahassee	L	5-12
3/9/95	Tallahassee	W	6-3
3/10/95	Tallahassee	W	2-1
3/11/95	Gainesville	W	7-0
3/12/95	Gainesville	L	3-9
2/29/96	Gainesville	W	11-2
3/2/96	Tallahassee	L	4-6
3/3/96	Tallahassee	L	10-11
6/1/96	Omaha, Neb. <sup>3</sup>	L	2-5
6/4/96	Omaha, Neb. <sup>3</sup>	L	3-6

# RESULTS BY OPPONENT

2/27/97	Tallahassee	L	2-3 (11)
2/28/97	Tallahassee	W	10-8
3/1/97	Gainesville	L	6-13
3/2/97	Gainesville	W	9-5
2/21/98	Gainesville	L	1-3
2/28/98	Tallahassee	W	9-7
3/1/98	Tallahassee	L	5-10 (10)
2/20/99	Tallahassee	L	5-6
2/21/99	Tallahassee	W	12-3
2/27/99	Gainesville	L	2-4
2/28/99	Gainesville	W	8-4
2/19/00	Gainesville	W	15-6
2/20/00	Gainesville	W	17-8
2/26/00	Tallahassee	W	6-2
2/27/00	Tallahassee	W	8-7
2/17/01	Tallahassee	W	19-6
2/18/01	Tallahassee	L	5-6
2/24/01	Gainesville	L	2-3 (10)
2/25/01	Gainesville	W	13-11
3/1/02	Gainesville	W	5-4
3/3/02	Tallahassee	W	9-4
3/7/03	Tallahassee	W	5-4
3/8/03	Tallahassee	W	9-7
3/9/03	Gainesville	L	8-9
3/31/04	Gainesville	L	6-7 (11)
4/21/04	Tallahassee	W	16-4
5/12/04	Gainesville	L	2-3
3/30/05	Tallahassee	L	2-9
4/19/05	Tallahassee	W	4-2
5/3/05	Gainesville	W	9-4
6/10/05	Gainesville <sup>2</sup>	L	1-8
6/11/05	Gainesville <sup>2</sup>	L	5-8
2/28/06	Gainesville	W	6-4
4/19/06	Tallahassee	L	3-8
2/20/07	Gainesville	W	14-6
4/3/07	Jacksonville, Fla.	L	7-16
4/18/07	Tallahassee	L	4-5
3/18/08	Gainesville	L	1-6
4/1/08	Jacksonville, Fla.	W	10-2
4/15/08	Tallahassee	W	4-2
5/31/08	Tallahassee <sup>1</sup>	W	17-11
3/17/09	Gainesville	L	4-5
3/31/09	Jacksonville, Fla.	W	3-2 (5)
4/14/09	Tallahassee	L	2-10
3/2/10	Tampa, Fla.	W	10-5
3/16/10	Gainesville	L	5-8
3/30/10	Jacksonville, Fla.	W	7-2
4/13/10	Tallahassee	W	3-2
6/21/10	Omaha, Neb. <sup>3</sup>	W	8-5
3/1/11	Tampa, Fla.	W	5-3
3/15/11	Gainesville	L	4-5 (10)
3/29/11	Jacksonville, Fla.	W	5-2
4/12/11	Tallahassee	W	3-1
3/13/12	Gainesville	L	2-9
3/27/12	Jacksonville, Fla.	L	1-4
4/10/12	Tallahassee	L	3-6
3/12/13	Gainesville	W	4-1
3/26/13	Jacksonville, Fla.	W	2-1
4/9/13	Tallahassee	L	3-4
3/18/14	Gainesville	L	1-3
3/25/14	Jacksonville, Fla.	L	1-4
4/8/14	Tallahassee	L	0-8
3/17/15	Gainesville	L	8-14
3/31/15	Jacksonville, Fla.	W	8-3
4/14/15	Tallahassee	W	4-3 (12)
6/5/15	Gainesville <sup>2</sup>	L	5-13
6/6/15	Gainesville <sup>2</sup>	L	4-11
3/15/16	Gainesville	L	0-6
3/29/16	Jacksonville, Fla.	L	2-3
4/12/16	Tallahassee	L	2-8
6/11/16	Gainesville <sup>2</sup>	W	3-0

6/12/16	Gainesville <sup>2</sup>	L	0-5
6/13/16	Gainesville <sup>2</sup>	L	0-7
3/14/17	Gainesville	L	0-1
3/28/17	Jacksonville, Fla.	L	1-4
4/11/17	Tallahassee	L	7-10
3/13/18	Gainesville	L	6-12
3/27/18	Jacksonville, Fla.	L	0-1
4/10/18	Tallahassee	L	3-6
3/12/19	Gainesville	L	7-20
3/26/19	Jacksonville, Fla.	L	2-4
4/9/19	Tallahassee	L	1-3
3/10/20	Gainesville	W	2-0
3/16/21	Tallahassee	W	10-2
4/13/21	Gainesville	L	2-3 (10)
3/29/22	Jacksonville, Fla.	L	3-6
4/12/22	Tallahassee	W	5-0
5/17/22	Gainesville	L	5-7
3/23/23	Tallahassee	L	5-9
4/11/23	Gainesville	L	3-5
5/2/23	Jacksonville, Fla.	L	5-7
3/12/24	Gainesville	W	12-8
3/26/24	Jacksonville, Fla.	W	14-3 (8)
4/12/24	Tallahassee	W	19-4 (7)

## FLORIDA AGM: 13-0

At Florida State: FSU leads 10-0

At Florida AGM: FSU leads 3-0

3/26/71	Florida State	W	2-1
3/27/71	Florida State	W	21-1
3/28/71	Florida State	W	7-1
4/13/72	Florida State	W	12-10
4/19/72	Florida State	W	9-2
5/2/72	Florida AGM	W	12-4
5/3/72	Florida AGM	W	13-7
4/23/73	Florida AGM	W	14-6
5/7/73	Florida State	W	8-1
4/5/79	Florida State	W	13-1
4/26/79	Florida State	W	20-4
5/2/79	Florida State	W	9-1
5/3/02	Florida State	W	17-7

## FAU: 11-1

At Florida State: FSU leads 10-1

Neutral: FSU leads 1-0

2/3/95	Tallahassee	W	21-4
2/4/95	Tallahassee	W	11-7
2/5/95	Tallahassee	W	8-4
4/30/96	Tallahassee	W	9-8
5/1/96	Tallahassee	W	13-5
3/18/97	Tallahassee	W	11-3
3/19/97	Tallahassee	L	5-13
3/24/98	Tallahassee	W	15-3
3/25/98	Tallahassee	W	7-5
5/31/19	Athens, Ga. <sup>1</sup>	W	13-7
2/28/20	Tallahassee	W	5-1
2/29/20	Tallahassee	W	16-6

## FLORIDA GULF COAST: 13-7

At Florida State: FSU leads 13-6

At Florida Gulf Coast: Florida Gulf Coast leads 1-0

3/24/09	Tallahassee	W	11-3
3/25/09	Tallahassee	W	11-9
4/19/11	Tallahassee	W	13-2
4/20/11	Tallahassee	W	6-4
4/4/12	Tallahassee	L	1-5
4/2/13	Tallahassee	W	12-9
4/1/14	Tallahassee	W	8-3
4/7/15	Tallahassee	W	5-0

4/8/15	Tallahassee	L	0-5
5/11/16	Tallahassee	L	8-11 (10)
3/15/17	Fort Myers	L	2-5
4/4/17	Tallahassee	W	7-6
4/5/17	Tallahassee	W	3-2 (5)
5/11/21	Tallahassee	L	7-8
5/12/21	Tallahassee	W	2-1
3/8/22	Tallahassee	W	10-4
3/3/23	Tallahassee	L	8-10
3/4/23	Tallahassee	L	10-11
3/5/23	Tallahassee	W	14-8
3/6/24	Tallahassee	W	19-3

## FIU: 17-6

At Florida State: FSU leads 13-4

At Florida International: FSU leads 4-2

2/17/73	Miami	W	7-4
3/18/74	Miami	W	5-2
4/15/74	Tallahassee	W	2-0
4/15/74	Tallahassee	L	4-5
3/15/75	Tallahassee	W	7-5
3/22/75	Miami	W	12-4
4/21/84	Tallahassee	W	10-3
4/22/84	Tallahassee	W	12-3
3/8/86	Tallahassee	W	9-3
3/9/86	Tallahassee	W	12-10
4/29/86	Miami	W	12-0
3/26/88	Tallahassee	L	7-8
3/27/88	Tallahassee	W	5-2
5/4/88	Miami	L	1-2
2/20/90	Tallahassee	W	5-0
2/21/90	Tallahassee	L	3-4
5/2/90	Miami	L	3-4
5/24/91	Tallahassee <sup>1</sup>	W	6-3
5/6/09	Tallahassee	W	15-5
2/24/12	Tallahassee	L	5-8
2/25/12	Tallahassee	W	3-1
2/26/12	Tallahassee	W	2-1
3/20/19	Tallahassee	W	9-6

## FLORIDA SOUTHERN: 29-13-1

At Florida State: FSU leads 13-8

At Florida Southern: FSU leads 16-5-1

4/15/49	Tallahassee	L	3-5
4/16/49	Tallahassee	L	8-10
5/20/49	Lakeland	L	1-3
5/21/49	Lakeland	L	1-3
4/7/50	Tallahassee	L	2-4
4/8/50	Tallahassee	W	10-6
3/26/51	Lakeland	W	15-6
3/27/51	Lakeland	W	13-3
5/3/51	Tallahassee	W	6-5
4/25/52	Lakeland	W	9-3
4/26/52	Lakeland	W	5-0
4/29/52	Tallahassee	W	22-11
5/8/53	Lakeland	L	2-7
5/9/53	Lakeland	W	15-4
5/7/54	Tallahassee	W	10-1
5/8/54	Tallahassee	W	16-1
3/11/55	Lakeland	W	4-1
3/12/55	Lakeland	W	15-0
3/23/56	Tallahassee	W	9-2
3/24/56	Tallahassee	W	8-5
4/26/57	Lakeland	W	4-0
4/27/57	Lakeland	W	10-2
4/28/58	Tallahassee	W	5-0
4/29/58	Tallahassee	W	11-1
4/17/59	Lakeland	L	1-2
4/20/60	Tallahassee	L	4-11

4/21/60	Tallahassee	L	3-5
4/14/61	Lakeland	W	5-4
4/15/61	Lakeland	W	13-2
5/11/62	Tallahassee	W	9-7
5/12/62	Tallahassee	W	12-11
3/30/63	Lakeland	W	6-0
3/16/64	Tallahassee	W	5-2
3/17/64	Tallahassee	L	4-8
3/15/65	Lakeland	W	4-3
3/6/69	Lakeland	T	5-5 (7)
3/20/70	Lakeland	W	1-0
4/23/70	Tallahassee	W	7-6
3/18/72	Lakeland	W	11-4
3/31/72	Tallahassee	L	2-4
3/26/73	Lakeland	L	2-3
3/19/74	Lakeland	W	9-7
4/22/74	Tallahassee	L	2-4

## FRESNO STATE: 0-1

Neutral: Fresno State leads 1-0

5/31/91	Omaha, Neb. <sup>3</sup>	L	3-6
---------	--------------------------	---	-----

## FURMAN: 14-1

At Florida State: FSU leads 12-1

Neutral: FSU leads 2-0

3/18/55	Tallahassee	W	17-3
3/19/55	Tallahassee	W	6-3
3/16/56	Tallahassee	W	6-1
3/17/56	Tallahassee	W	20-0
4/2/62	Tallahassee	L	2-7
3/3/62	Tallahassee	W	21-9
4/5/63	Tallahassee	W	13-3
4/6/63	Tallahassee	W	9-2
5/29/65	Gastonia, N.C. <sup>1</sup>	W	2-1
5/29/65	Gastonia, N.C. <sup>1</sup>	W	7-5
4/13/66	Tallahassee	W	15-2
4/7/69	Tallahassee	W	8-2
4/8/69	Tallahassee	W	7-2
4/23/94	Tallahassee	W	8-0
4/24/94	Tallahassee	W	15-0

## GEORGE MASON: 1-0

At Florida State: FSU leads 1-0

5/23/85	Tallahassee <sup>1</sup>	W	11-0
---------	--------------------------	---	------

## GEORGE WASHINGTON: 2-0

Neutral: FSU leads 2-0

6/5/58	Gastonia, N.C. <sup>1</sup>	W	3-1
6/4/59	Gastonia, N.C. <sup>1</sup>	W	3-2

## GEORGIA: 41-27

At Florida State: FSU leads 19-11

At Georgia: FSU leads 22-16

3/21/51	Tallahassee	W	9-4
4/27/51	Athens	W	8-6
4/28/51	Athens	L	0-2
3/21/52	Tallahassee	L	3-8
3/22/52	Tallahassee	W	8-3
3/23/53	Tallahassee	L	0-3
4/28/53	Athens	L	6-12
3/18/54	Tallahassee	W	8-7
4/5/54	Athens	L	7-8
3/21/55	Tallahassee	W	9-2
3/22/55	Tallahassee	L	6-7
5/2/55	Athens	W	14-5
5/3/55	Athens	L	3-17

# RESULTS BY OPPONENT

4/23/56	Tallahassee	L	0-2
5/7/56	Athens	W	9-8
5/8/56	Athens	W	6-2
3/18/59	Tallahassee	L	1-4
3/19/59	Tallahassee	W	16-4
5/11/59	Athens	W	8-2
5/12/59	Athens	W	4-2
3/18/60	Tallahassee	W	10-1
3/21/60	Athens	W	9-2
4/1/60	Athens	L	8-11
3/15/61	Tallahassee	W	9-8
3/16/61	Tallahassee	W	11-3
4/21/61	Athens	W	5-3
4/22/61	Athens	L	9-10
3/14/62	Tallahassee	W	13-3
3/15/62	Tallahassee	W	6-3
5/17/63	Athens	W	9-6
5/18/63	Athens	W	4-3
4/22/64	Athens	L	5-6
4/23/64	Athens	W	18-11
3/20/67	Tallahassee	L	1-2
3/19/68	Tallahassee	W	2-0
3/20/68	Tallahassee	L	2-3
4/21/69	Athens	W	5-0
4/22/69	Athens	W	12-3
4/19/71	Athens	W	6-0
4/19/71	Athens	L	2-4
3/25/81	Athens	W	8-3
3/26/81	Athens	L	2-4
2/20/82	Tallahassee	L	5-21
2/21/82	Tallahassee	W	6-5
4/4/87	Tallahassee	L	5-6
4/5/87	Tallahassee	L	3-4
6/2/01	Athens <sup>2</sup>	L	7-8
6/3/01	Athens <sup>2</sup>	W	11-6
6/4/01	Athens <sup>2</sup>	L	3-8
6/3/06	Athens <sup>1</sup>	W	6-4
6/4/06	Athens <sup>1</sup>	L	1-7
6/5/06	Athens <sup>1</sup>	L	2-3
3/12/08	Tallahassee	L	10-13
3/12/08	Tallahassee	W	8-3
5/30/09	Tallahassee <sup>1</sup>	W	8-2
3/5/10	Tallahassee	W	12-1
3/6/10	Tallahassee	W	9-2
3/7/10	Tallahassee	W	17-5
3/4/11	Athens	W	6-5
3/5/11	Athens	L	1-2
3/6/11	Athens	W	7-5
2/21/14	Tallahassee	W	8-3
2/22/14	Tallahassee	W	10-4
2/20/15	Athens	W	7-5
2/21/15	Athens	L	1-4
2/21/15	Athens	L	5-10
6/1/19	Athens <sup>1</sup>	W	12-3
6/2/19	Athens <sup>1</sup>	W	10-1

## GEORGIA-SAVANNAH: 1-1

At Florida State: FSU leads 1-0

At Georgia-Savannah: Georgia-Savannah leads 1-0

4/24/48	Savannah	L	4-9
5/15/48	Tallahassee	W	8-3

## GEORGIA SOUTHERN: 98-32

At Florida State: FSU leads 50-16

At Georgia Southern: FSU leads 47-16

Neutral: FSU leads 1-0

5/7/48	Statesboro	W	5-2
5/8/48	Statesboro	W	12-8
3/20/53	Tallahassee	W	14-6
3/21/53	Tallahassee	W	15-4
4/24/53	Statesboro	L	2-6
4/25/53	Statesboro	W	15-6
4/15/54	Tallahassee	W	7-4
4/29/55	Statesboro	W	10-3
4/30/55	Statesboro	W	12-2
3/19/56	Tallahassee	W	6-5
3/20/56	Tallahassee	W	10-5
5/4/56	Statesboro	W	5-3
4/19/57	Statesboro	W	13-2
4/20/57	Statesboro	W	8-3
5/31/57	Gastonia, N.C. <sup>1</sup>	W	5-3
5/16/58	Tallahassee	W	15-10
5/17/58	Tallahassee	W	17-3
4/25/59	Tallahassee	W	7-1
5/9/59	Statesboro	L	4-5
4/25/60	Tallahassee	W	12-5
4/26/60	Tallahassee	L	9-10
4/8/61	Statesboro	W	6-4
4/8/61	Statesboro	W	9-1
5/8/61	Tallahassee	W	17-8
4/25/62	Statesboro	W	5-1
5/14/62	Tallahassee	L	2-4
5/15/62	Tallahassee	W	8-2
4/20/63	Statesboro	W	10-8
5/13/63	Tallahassee	W	10-6
5/14/63	Tallahassee	W	7-0
4/24/64	Statesboro	L	6-8
4/25/64	Statesboro	W	6-1
5/11/64	Tallahassee	W	9-7
5/12/64	Tallahassee	L	6-9
4/9/65	Statesboro	W	4-2
4/10/65	Statesboro	W	6-3
5/10/65	Tallahassee	W	10-4
5/11/65	Tallahassee	W	6-2
4/29/66	Statesboro	W	9-4
4/30/66	Statesboro	W	9-1
5/9/66	Tallahassee	W	10-0
5/10/66	Tallahassee	W	10-9
4/28/67	Statesboro	W	7-1
4/29/67	Statesboro	W	5-2
5/5/67	Tallahassee	W	2-0
5/6/67	Tallahassee	W	7-0
5/3/68	Statesboro	W	12-6
5/4/68	Statesboro	W	4-1
5/10/68	Tallahassee	W	10-2
5/11/68	Tallahassee	W	9-4
4/30/69	Tallahassee	L	2-3
5/1/69	Tallahassee	W	9-5
5/9/69	Statesboro	W	8-1
5/10/69	Statesboro	L	3-4
5/1/70	Tallahassee	W	12-5
5/2/70	Tallahassee	W	8-4
5/15/70	Statesboro	W	8-3
5/16/70	Statesboro	L	1-2
5/1/71	Tallahassee	L	1-2
5/2/71	Tallahassee	W	6-1
5/14/71	Statesboro	W	1-0
4/9/72	Statesboro	W	7-3
4/10/72	Statesboro	L	6-7
5/6/72	Tallahassee	L	3-4
5/6/72	Tallahassee	W	5-2
5/7/72	Tallahassee	W	12-10

4/21/73	Statesboro	L	0-7
4/21/73	Statesboro	W	13-8
4/22/73	Statesboro	L	3-7
5/5/73	Tallahassee	L	4-5
5/6/73	Tallahassee	W	4-1
4/20/74	Statesboro	L	3-13
4/21/74	Statesboro	W	4-2
5/4/74	Tallahassee	W	7-6
5/5/74	Tallahassee	W	6-1
5/5/74	Tallahassee	W	3-2
5/2/75	Tallahassee	W	8-2
5/3/75	Tallahassee	W	6-0
5/4/75	Statesboro	W	10-5
5/4/75	Statesboro	W	6-3
5/5/75	Statesboro	L	7-8
4/3/76	Statesboro	W	10-3
4/4/76	Statesboro	L	4-6
5/8/76	Tallahassee	L	5-11
5/9/76	Tallahassee	W	5-2
5/9/76	Tallahassee	L	3-4
3/26/77	Statesboro	L	2-3
3/26/77	Statesboro	W	6-0
3/27/77	Statesboro	W	6-3
5/7/77	Tallahassee	W	4-3
5/8/77	Tallahassee	W	10-9
4/15/78	Statesboro	W	1-0
4/16/78	Statesboro	L	3-4
5/6/78	Tallahassee	W	9-3
5/7/78	Tallahassee	L	2-4
5/7/78	Tallahassee	L	4-7
4/14/79	Statesboro	W	6-4
4/15/79	Statesboro	L	4-7
4/15/79	Statesboro	W	5-4
5/5/79	Tallahassee	L	3-8
5/6/79	Tallahassee	L	1-8
5/13/80	Statesboro	W	5-3
5/14/80	Statesboro	L	3-8
5/14/80	Statesboro	W	13-11
2/21/81	Tallahassee	L	2-3
2/21/81	Tallahassee	L	2-5
2/22/81	Tallahassee	W	14-6
5/8/81	Statesboro	W	2-1
5/9/81	Statesboro	W	6-1
3/1/82	Tallahassee	W	5-2
3/2/82	Tallahassee	W	9-5
5/4/82	Statesboro	W	5-4
5/5/82	Statesboro	W	8-4
5/5/82	Statesboro	W	19-9
4/11/83	Statesboro	W	12-3
4/12/83	Statesboro	W	9-6
4/19/83	Tallahassee	W	16-4
4/20/83	Tallahassee	W	8-1
3/24/84	Tallahassee	W	5-4
3/25/84	Tallahassee	W	21-3
4/7/84	Statesboro	W	4-2
4/8/84	Statesboro	L	3-6
2/5/85	Tallahassee	W	7-0
2/6/85	Tallahassee	W	1-0
2/26/85	Tallahassee	W	5-4
2/27/85	Tallahassee	W	12-6
4/16/85	Statesboro	W	8-7
4/17/85	Statesboro	W	6-4
5/30/14	Tallahassee <sup>1</sup>	L	0-7
4/20/22	Tallahassee	W	6-5 (11)

## GEORGIA SW STATE: 3-1

At Florida State: FSU leads 2-0

At Ga. Southwestern: Tied 1-1

3/4/76	Tallahassee	W	20-1
3/4/76	Tallahassee	W	12-0
3/6/76	Americus	L	7-9
3/6/76	Americus	W	10-4

## GEORGIA STATE: 28-2

At Florida State: FSU leads 20-0

At Georgia State: FSU leads 8-2

2/26/81	Tallahassee	W	19-3
2/26/81	Tallahassee	W	8-7
2/27/81	Tallahassee	W	19-2
3/27/81	Atlanta	W	15-5
3/28/81	Atlanta	W	16-8
3/29/81	Atlanta	L	1-3
2/13/82	Tallahassee	W	23-0
2/13/82	Tallahassee	W	9-1
2/14/82	Tallahassee	W	25-11
4/3/82	Atlanta	W	17-8
4/4/82	Atlanta	W	31-6 (7)
4/29/83	Tallahassee	W	17-4
4/30/83	Tallahassee	W	10-2
4/30/83	Tallahassee	W	8-3
5/2/83	Atlanta	W	10-1
5/3/83	Atlanta	L	4-7
5/3/83	Atlanta	W	9-7
3/31/84	Atlanta	W	8-6
4/1/84	Atlanta	W	26-13
3/29/85	Tallahassee	W	14-0
3/29/85	Tallahassee	W	10-4
3/18/92	Tallahassee	W	7-1
3/19/92	Tallahassee	W	22-0
5/15/92	Tallahassee	W	36-7
5/16/92	Tallahassee	W	17-4
5/21/93	Tallahassee	W	23-1
5/22/93	Tallahassee	W	12-4
2/19/10	Tallahassee	W	11-3
2/20/10	Tallahassee	W	14-7
2/21/10	Tallahassee	W	12-2

## GEORGIA TECH: 81-51

At Florida State: FSU leads 41-17

At Georgia Tech: FSU leads 31-24

Neutral: Georgia Tech leads 10-9

6/5/59	Gastonia, N.C. <sup>1</sup>	W	16-9
3/19/62	Tallahassee	W	10-4
3/20/62	Tallahassee	W	9-8
3/21/62	Tallahassee	W	7-6
5/16/63	Atlanta	L	4-5
5/16/63	Atlanta	W	10-5
3/23/64	Tallahassee	W	5-0
3/24/64	Tallahassee	W	3-2
4/21/64	Atlanta	W	14-1
5/3/69	Tallahassee	L	5-8
5/3/69	Tallahassee	W	2-1
4/29/72	Tallahassee	W	4-2
4/30/72	Tallahassee	W	8-3
4/28/73	Atlanta	L	0-1
4/29/73	Atlanta	L	2-3
4/12/75	Tallahassee	W	11-0
4/13/75	Tallahassee	W	9-3
5/2/76	Atlanta	L	3-4
5/2/76	Atlanta	W	18-6
5/11/78	Tallahassee <sup>d</sup>	W	4-3
5/13/78	Tallahassee <sup>d</sup>	W	8-4
4/28/79	Atlanta	W	5-2

# RESULTS BY OPPONENT

4/29/79	Atlanta	W	11-4
2/18/84	Tallahassee	W	12-6
2/19/84	Tallahassee	L	2-15
4/28/85	Atlanta	W	19-0
4/29/85	Atlanta	W	13-3
5/24/85	Tallahassee <sup>1</sup>	W	9-1
5/25/85	Tallahassee <sup>1</sup>	L	3-8
2/22/86	Tallahassee	W	6-4
2/23/86	Tallahassee	W	9-4
3/31/87	Atlanta	W	7-5
4/1/87	Atlanta	W	10-8
4/23/88	Tallahassee	W	15-2
4/24/88	Tallahassee	L	2-10
2/6/89	Tallahassee	W	14-1
4/3/92	Tallahassee	W	9-6
4/4/92	Tallahassee	W	3-2
4/5/92	Tallahassee	L	3-10
4/2/93	Atlanta	L	3-10
4/3/93	Atlanta	W	17-3
4/4/93	Atlanta	W	5-1
5/18/93	Greenville, S.C. <sup>5</sup>	W	5-2
4/29/94	Tallahassee	W	6-4
4/30/94	Tallahassee	L	2-6
5/1/94	Tallahassee	L	5-7
6/5/94	Omaha, Neb. <sup>3</sup>	L	4-12 (10)
5/5/95	Atlanta	L	4-5
5/6/95	Atlanta	L	9-11
5/7/95	Atlanta	W	14-9
4/26/96	Tallahassee	W	16-4
4/27/96	Tallahassee	W	6-3
4/28/96	Tallahassee	L	1-4
4/18/97	Atlanta	W	10-9
4/19/97	Atlanta	W	11-6
4/20/97	Atlanta	L	11-12
4/17/98	Tallahassee	W	3-2
4/18/98	Tallahassee	W	8-3
4/19/98	Tallahassee	W	10-5
4/30/99	Atlanta	L	2-3
5/1/99	Atlanta	W	18-4
5/2/99	Atlanta	W	4-2
5/20/99	Durham, N.C. <sup>5</sup>	W	7-3
4/21/00	Tallahassee	W	6-0
4/22/00	Tallahassee	L	0-5
4/23/00	Tallahassee	W	7-5
5/20/00	Fort Mill, S.C. <sup>5</sup>	L	3-10
4/27/01	Atlanta	L	8-9
4/28/01	Atlanta	W	6-2
4/29/01	Atlanta	L	2-12
5/17/01	Durham, N.C. <sup>5</sup>	L	5-6
4/19/02	Tallahassee	W	4-3
4/20/02	Tallahassee	W	14-9
4/21/02	Tallahassee	W	13-1
5/25/02	St. Petersburg, Fla. <sup>5</sup>	W	7-4
5/2/03	Atlanta	W	7-1
5/3/03	Atlanta	L	4-5 (10)
5/4/03	Atlanta	W	12-7
5/25/03	Salem, Va. <sup>5</sup>	L	7-10
4/23/04	Tallahassee	L	4-11
4/24/04	Tallahassee	L	2-12
4/25/04	Tallahassee	L	6-7
5/28/04	Salem, Va. <sup>5</sup>	L	4-13
5/29/04	Salem, Va. <sup>5</sup>	W	8-7
5/30/04	Salem, Va. <sup>5</sup>	W	17-5
4/15/05	Atlanta	L	4-6
4/16/05	Atlanta	L	8-9
4/17/05	Atlanta	L	4-9
5/26/05	Jacksonville, Fla. <sup>5</sup>	L	4-5
5/28/05	Jacksonville, Fla. <sup>5</sup>	L	2-18 (7)
4/21/06	Tallahassee	L	8-15
4/23/06	Tallahassee	L	4-10
4/23/06	Tallahassee	L	7-8

5/17/07	Atlanta	W	17-2
5/18/07	Atlanta	W	10-2
5/19/07	Atlanta	W	17-11
3/14/08	Tallahassee	W	8-7
3/15/08	Tallahassee	W	11-2
3/16/08	Tallahassee	W	17-8
5/8/09	Atlanta	L	3-12
5/9/09	Atlanta	W	8-6
5/10/09	Atlanta	L	5-6
5/23/09	Durham, N.C. <sup>5</sup>	L	2-9
5/28/11	Durham, N.C. <sup>5</sup>	W	4-2
4/6/12	Atlanta	W	2-1 (10)
4/7/12	Atlanta	W	12-7
4/8/12	Atlanta	W	8-4
5/23/12	Greensboro, N.C. <sup>5</sup>	L	4-5
3/22/13	Tallahassee	L	0-10
3/22/13	Tallahassee	W	11-3
3/24/13	Tallahassee	W	8-6
5/22/13	Durham, N.C. <sup>5</sup>	L	3-4
4/11/14	Atlanta	L	3-5
4/12/14	Atlanta	L	4-12
4/13/14	Atlanta	W	5-4
3/11/16	Tallahassee	W	8-2
3/12/16	Tallahassee	W	14-9
3/13/16	Tallahassee	W	8-3
5/26/16	Durham, N.C. <sup>5</sup>	W	6-1
4/6/18	Atlanta	W	10-2
4/7/18	Atlanta	L	1-2
4/8/18	Atlanta	L	3-16
4/23/21	Atlanta	W	9-0
4/24/21	Atlanta	W	13-10
4/25/21	Atlanta	L	8-9
4/8/22	Atlanta	L	3-7
4/9/22	Atlanta	W	9-6
4/10/22	Atlanta	L	0-10
5/16/24	Tallahassee	W	8-3
5/17/24	Tallahassee	W	11-3
5/17/24	Tallahassee	L	10-11
5/21/24	Charlotte, N.C. <sup>5</sup>	W	12-9

## GRAMBLING STATE: 17-1

At Florida State: FSU leads 17-1

2/11/85	Tallahassee	W	13-7
2/12/85	Tallahassee	W	9-4
2/12/86	Tallahassee	W	10-1
2/13/86	Tallahassee	W	20-6
2/14/86	Tallahassee	L	1-3
2/12/87	Tallahassee	W	4-3
2/13/87	Tallahassee	W	9-2
2/14/87	Tallahassee	W	12-6
2/12/88	Tallahassee	W	11-7
2/13/88	Tallahassee	W	16-3
2/14/88	Tallahassee	W	18-2
2/10/89	Tallahassee	W	8-3
2/11/89	Tallahassee	W	5-0
2/12/89	Tallahassee	W	8-2
5/14/09	Tallahassee	W	9-1 (6)
5/15/09	Tallahassee	W	14-6 (7)
5/15/09	Tallahassee	W	9-7
5/16/09	Tallahassee	W	10-2

## HAWAII: 9-9

At Hawaii: FSU leads 9-8

Neutral: Hawaii leads 1-0

4/4/77	Honolulu	L	4-5
4/8/77	Honolulu	W	5-2
5/30/80	Omaha, Neb. <sup>3</sup>	L	6-7
2/3/94	Honolulu	W	11-3
2/4/94	Honolulu	L	1-6

2/4/94	Honolulu	W	6-4
2/6/94	Honolulu	W	9-3
2/11/98	Honolulu	W	7-2
2/12/98	Honolulu	W	11-2
2/13/98	Honolulu	L	6-9
2/14/98	Honolulu	L	2-8
1/30/02	Honolulu	L	2-3
1/31/02	Honolulu	W	8-5
2/1/02	Honolulu	W	7-4
2/2/02	Honolulu	W	12-1
3/10/05	Honolulu	L	0-15
3/11/05	Honolulu	L	6-7
3/12/05	Honolulu	L	6-9

## HAWAII-HILO: 10-1

At Hawaii-Hilo: FSU leads 7-1

Neutral: FSU leads 3-0

2/7/94	Hilo	L	2-4 (7)
2/8/94	Hilo	W	7-1
2/8/94	Hilo	W	5-1
1/27/02	Hilo	W	16-2
1/27/02	Hilo	W	5-1
1/28/02	Hilo	W	14-7
3/4/05	Hilo	W	7-2
3/5/05	Kona, Hawaii	W	6-4 (12)
3/6/05	Kona, Hawaii	W	5-2 (7)
3/6/05	Kona, Hawaii	W	9-1 (7)
3/7/05	Hilo	W	11-5 (8)

## HAWAII PACIFIC: 2-1

At Hawaii Pacific: FSU leads 2-1

2/10/98	Honolulu	W	2-0
2/10/98	Honolulu	L	8-9
3/9/05	Honolulu	W	9-1

## HIGH POINT: 2-0

At Florida State: FSU leads 2-0

3/10/09	Tallahassee	W	18-4
3/11/09	Tallahassee	W	4-3

## HOFSTRA: 16-0

At Florida State: FSU leads 16-0

2/16/07	Tallahassee	W	10-1
2/17/07	Tallahassee	W	16-1
2/18/07	Tallahassee	W	11-3
2/20/09	Tallahassee	W	9-3
2/21/09	Tallahassee	W	21-7 (7)
2/21/09	Tallahassee	W	3-2
2/22/09	Tallahassee	W	10-4
2/27/10	Tallahassee	W	13-1
2/27/10	Tallahassee	W	13-0 (7)
2/28/10	Tallahassee	W	14-4
2/25/11	Tallahassee	W	14-3
2/26/11	Tallahassee	W	16-3
2/27/11	Tallahassee	W	7-0
2/17/12	Tallahassee	W	9-2
2/18/12	Tallahassee	W	10-8
2/19/12	Tallahassee	W	13-6

## HOLY CROSS: 2-0

At Florida State: FSU leads 2-0

4/2/70	Tallahassee	W	11-4
4/4/70	Tallahassee	W	3-0

## HOWARD: 1-1

At Florida State: Tied 1-1

3/18/76	Tallahassee	L	1-6
3/18/76	Tallahassee	W	9-1

## ILLINOIS: 7-0

At Florida State: FSU leads 5-0

Neutral: FSU leads 2-0

4/3/56	Tallahassee	W	13-10
4/5/56	Tallahassee	W	12-0
3/27/59	Tallahassee	W	16-9
4/1/70	Tallahassee	W	5-4
4/3/70	Tallahassee	W	10-0
5/26/90	Starkville, Miss. <sup>1</sup>	W	6-4
3/2/24	Greenville, S.C.	W	13-7

## ILLINOIS STATE: 2-0

At Florida State: FSU leads 2-0

3/9/04	Tallahassee	W	6-3
3/11/20	Tallahassee	W	7-4

## INDIANA: 5-2

At Florida State: FSU leads 5-2

3/26/56	Tallahassee	W	11-6
3/27/56	Tallahassee	W	14-10
3/9/07	Tallahassee	W	6-0
3/10/07	Tallahassee	W	8-2
3/11/07	Tallahassee	W	9-0
6/8/13	Tallahassee <sup>2</sup>	L	9-10
6/9/13	Tallahassee <sup>2</sup>	L	6-11

## INDIANA STATE: 1-0

Neutral: FSU leads 1-0

5/31/86	Omaha, Neb. <sup>3</sup>	W	5-3
---------	--------------------------	---	-----

## IOWA: 1-0

Neutral: FSU leads 1-0

4/2/88	Minneapolis, Minn.	W	8-0
--------	--------------------	---	-----

## ITHACA: 3-0

At Florida State: FSU leads 2-0

Neutral: FSU leads 1-0

4/2/57	Tallahassee	W	7-6
4/3/57	Tallahassee	W	21-4
6/12/62	Omaha, Neb. <sup>3</sup>	W	5-4

## JACKSON STATE: 1-0

At Florida State: FSU leads 1-0

3/23/81	Tallahassee	W	12-11
---------	-------------	---	-------

# RESULTS BY OPPONENT

## JACKSONVILLE: 135-42

**At Florida State:** FSU leads 86-14  
**At Jacksonville:** FSU leads 48-28  
**Neutral:** FSU leads 1-0

5/16/64	Tallahassee	W	7-4
5/16/64	Tallahassee	W	3-2
5/13/65	Tallahassee	W	8-2
5/13/66	Jacksonville	W	15-5
5/19/66	Tallahassee	W	3-1
5/11/67	Tallahassee	W	7-0
5/16/67	Jacksonville	W	8-1
5/15/68	Tallahassee	W	4-0
5/16/68	Tallahassee	W	9-4
5/7/69	Jacksonville	W	7-5
5/8/69	Jacksonville	L	2-4
5/4/70	Tallahassee	W	4-1
5/5/70	Tallahassee	W	9-2
4/6/71	Jacksonville	L	4-13
4/7/71	Jacksonville	W	8-6
4/7/72	Jacksonville	L	4-7
4/8/72	Jacksonville	L	3-4
5/4/72	Tallahassee	L	1-3
5/5/72	Tallahassee	W	6-5
4/30/73	Tallahassee	L	6-12
4/30/73	Tallahassee	W	7-4
5/1/73	Tallahassee	W	6-5
2/27/74	Jacksonville	L	0-2
2/27/74	Jacksonville	W	5-4
2/28/74	Jacksonville	W	3-2
5/15/74	Tallahassee	W	9-2
5/16/74	Tallahassee	W	8-6
3/6/75	Tallahassee	W	6-4
3/6/75	Tallahassee	W	12-3
3/7/75	Tallahassee	W	8-0
4/22/75	Jacksonville	W	4-0
4/23/75	Jacksonville	L	1-2
3/24/76	Tallahassee	W	21-5
3/24/76	Tallahassee	W	6-5
4/8/76	Jacksonville	W	6-1
4/9/76	Jacksonville	L	2-6
5/21/76	Tallahassee <sup>1</sup>	W	6-1
5/24/76	Tallahassee <sup>1</sup>	L	7-9
3/1/77	Tallahassee	W	12-1
3/2/77	Tallahassee	W	4-0
3/22/77	Jacksonville	W	9-5
3/23/77	Jacksonville	L	8-10
4/8/78	Jacksonville	L	3-4
4/9/78	Jacksonville	W	11-5
4/11/78	Tallahassee	W	11-9
4/12/78	Tallahassee	W	11-6
3/17/79	Tallahassee	W	8-3
3/18/79	Tallahassee	W	21-8
4/18/79	Jacksonville	W	3-0
4/19/79	Jacksonville	L	9-10
3/4/80	Jacksonville	W	8-4
3/5/80	Jacksonville	W	17-8
3/5/80	Jacksonville	W	16-3
4/5/80	Tallahassee	W	7-6
4/5/80	Tallahassee	W	15-3
4/6/80	Tallahassee	W	5-1
3/3/81	Jacksonville	W	17-5
3/4/81	Jacksonville	L	9-10
4/7/81	Tallahassee	W	8-7
4/7/81	Tallahassee	W	7-0
3/17/82	Jacksonville	L	6-12
3/18/82	Jacksonville	L	6-12
4/7/82	Tallahassee	L	4-7
4/7/82	Tallahassee	W	10-7
4/4/83	Jacksonville	L	2-5
4/5/83	Jacksonville	L	7-9

4/13/83	Tallahassee	W	7-1
4/14/83	Tallahassee	W	7-2
2/21/84	Tallahassee	W	4-0
2/22/84	Tallahassee	W	13-3
4/5/84	Jacksonville	L	2-10
4/6/84	Jacksonville	L	8-10
3/5/85	Jacksonville	W	12-0
3/6/85	Jacksonville	W	25-6
4/3/85	Tallahassee	L	5-7
4/4/85	Tallahassee	W	18-9
4/3/86	Tallahassee	W	9-2
4/4/86	Tallahassee	L	9-10
4/8/86	Jacksonville	W	20-3
4/9/86	Jacksonville	L	10-11
4/7/87	Tallahassee	W	9-3
4/8/87	Tallahassee	W	9-7
4/24/87	Jacksonville	W	9-8 (12)
4/25/87	Jacksonville	W	11-10 (10)
3/29/88	Tallahassee	W	10-7
5/10/88	Jacksonville	L	2-5
3/21/89	Jacksonville	L	11-6
4/4/89	Tallahassee	W	6-0
4/5/89	Tallahassee	W	14-3
5/2/89	Jacksonville	L	6-7 (10)
3/28/90	Tallahassee	W	7-3
4/11/90	Jacksonville	W	5-3
4/29/91	Tallahassee	L	4-7
4/21/93	Tallahassee	W	13-3
5/5/93	Tallahassee	W	6-1
5/12/93	Jacksonville	L	3-4
4/6/94	Tallahassee	W	6-1 (8)
4/20/94	Jacksonville	L	0-3
5/27/94	Tallahassee <sup>1</sup>	W	5-1
5/28/94	Tallahassee <sup>1</sup>	W	5-1
4/5/95	Tallahassee	W	11-1
4/19/95	Jacksonville	W	6-3
4/3/96	Jacksonville	W	10-1
4/9/96	Tallahassee	W	8-6
4/10/96	Jacksonville	W	4-1
4/17/96	Tallahassee	W	9-4
4/9/97	Tallahassee	W	14-3
4/15/97	Jacksonville	W	12-6
4/8/98	Tallahassee	W	4-3
4/15/98	Jacksonville	W	11-4
4/7/99	Tallahassee	W	8-6
4/14/99	Jacksonville	W	25-2
5/29/99	Tallahassee <sup>1</sup>	W	9-2
4/5/00	Jacksonville	W	12-6
4/12/00	Tallahassee	W	7-5
4/11/01	Tallahassee	W	9-4
4/18/01	Jacksonville	W	8-1
2/23/02	Tallahassee	W	1-0
2/24/02	Jacksonville	L	4-13
4/10/02	Tallahassee	W	7-1
4/17/02	Jacksonville	W	13-4
4/16/03	Tallahassee	W	5-4
5/6/03	Jacksonville	W	11-3
5/30/03	Tallahassee <sup>1</sup>	W	6-0
2/15/04	Jacksonville	W	14-9
2/16/04	Tallahassee	W	8-3
3/17/04	Tallahassee	W	19-3
4/7/04	Jacksonville	W	15-4
3/23/05	Jacksonville	W	9-0
4/6/05	Tallahassee	W	11-4
4/12/05	Jacksonville	W	11-4
5/17/05	Tallahassee	W	12-5
3/22/06	Jacksonville	W	4-1
4/4/06	Tallahassee	W	4-2
4/12/06	Jacksonville	W	10-1
5/3/06	Tallahassee	W	9-2
6/3/06	Athens, Ga. <sup>1</sup>	W	18-0

3/21/07	Jacksonville	L	3-5
4/10/07	Tallahassee	W	7-2
4/2/08	Jacksonville	W	7-5
5/7/08	Tallahassee	L	6-7
3/3/09	Jacksonville	L	4-9
5/5/09	Tallahassee	W	5-2
3/8/10	Jacksonville	W	2-0
4/14/10	Tallahassee	L	8-10
5/4/10	Tallahassee	W	11-10 (13)
2/22/11	Tallahassee	W	5-3
5/3/11	Jacksonville	W	8-5
2/21/12	Tallahassee	W	16-9
5/2/12	Jacksonville	W	3-0
2/20/13	Tallahassee	W	9-7
4/23/13	Jacksonville	W	9-0
2/18/14	Jacksonville	W	12-6
4/15/14	Tallahassee	W	6-1
2/18/15	Jacksonville	L	3-5
2/24/15	Tallahassee	W	10-7
3/1/16	Tallahassee	L	3-7
5/10/16	Jacksonville	L	2-6
2/28/17	Jacksonville	W	6-5
3/21/17	Tallahassee	W	10-9
5/9/17	Tallahassee	W	21-2 (8)
2/27/18	Jacksonville	W	4-0
4/4/18	Tallahassee	W	6-2
5/9/18	Tallahassee	W	10-4
4/2/19	Tallahassee	L	2-3 (11)
5/7/19	Tallahassee	W	3-0 (7)
5/7/19	Tallahassee	L	2-3 (7)
4/6/21	Tallahassee	L	7-8
2/22/22	Jacksonville	L	2-3
5/10/22	Tallahassee	W	2-1 (7)
5/10/22	Tallahassee	W	5-4 (7)
2/21/23	Jacksonville	W	11-2
4/4/23	Tallahassee	L	4-5
5/9/23	Tallahassee	W	6-4
2/20/24	Jacksonville	W	7-4
4/2/24	Tallahassee	W	5-3
5/7/24	Tallahassee	W	7-6 (11)

## JACKSONVILLE NAS: 2-2

**At Florida State:** Tied 1-1  
**At Jacksonville NAS:** Tied 1-1

4/14/53	Tallahassee	W	4-2
4/15/53	Tallahassee	L	4-7
3/12/54	Jacksonville	L	1-2
3/13/54	Jacksonville	W	7-4

## JACKSONVILLE STATE: 3-0

**At Florida State:** FSU leads 3-0

3/24/53	Tallahassee	W	8-4
3/24/54	Tallahassee	W	24-0
3/14/73	Tallahassee	W	13-5

## JAMES MADISON: 6-0

**At Florida State:** FSU leads 6-0

2/18/22	Tallahassee	W	4-1
2/19/22	Tallahassee	W	13-2
2/20/22	Tallahassee	W	10-4
2/17/23	Tallahassee	W	12-7
2/18/23	Tallahassee	W	5-1
2/19/23	Tallahassee	W	17-10

## KANSAS: 2-0

**At Florida State:** FSU leads 2-0

3/5/18	Tallahassee	W	10-5
3/6/18	Tallahassee	W	12-7

## KENNESAW STATE: 1-0

**At Florida State:** FSU leads 1-0

5/16/23	Tallahassee	W	7-3
---------	-------------	---	-----

## KENT STATE: 1-0

**At Florida State:** FSU leads 1-0

5/23/92	Tallahassee <sup>1</sup>	W	4-2
---------	--------------------------	---	-----

## KENTUCKY: 6-1

**At Florida State:** FSU leads 6-1

3/18/65	Tallahassee	W	2-0
3/14/66	Tallahassee	W	9-4
3/15/66	Tallahassee	W	19-3
3/16/66	Tallahassee	W	7-0
3/17/66	Tallahassee	W	20-1
3/17/77	Tallahassee	L	0-14
3/17/77	Tallahassee	W	6-4

## KENTUCKY WESLEYAN: 4-0

**At Florida State:** FSU leads 4-0

4/8/68	Tallahassee	W	15-1
4/9/68	Tallahassee	W	15-5
4/9/69	Tallahassee	W	18-1
4/10/69	Tallahassee	W	17-0

## KENYON COLLEGE: 2-0

**At Florida State:** FSU leads 2-0

3/17/52	Tallahassee	W	21-1
3/18/52	Tallahassee	W	11-2 (8)

## LAFAYETTE: 4-0

**At Florida State:** FSU leads 3-0  
**Neutral:** FSU leads 1-0

3/11/71	Tallahassee	W	3-0
3/12/71	Tallahassee	W	1-0
3/13/71	Tallahassee	W	2-1
5/24/90	Starkville, Miss. <sup>1</sup>	W	7-2

## LAMAR: 1-0

**At Florida State:** FSU leads 1-0

3/15/88	Tallahassee	W	10-9
---------	-------------	---	------

## LE MOYNE: 2-1

**At Florida State:** FSU leads 2-1

5/1/10	Tallahassee	L	1-3
5/1/10	Tallahassee	W	8-5
5/2/10	Tallahassee	W	17-1

## LENOIR-RHYNE: 1-0

**At Florida State:** FSU leads 1-0

3/3/80	Tallahassee	W	10-3
--------	-------------	---	------











# RESULTS BY OPPONENT

5/15/08	Tallahassee	L	2-12
5/16/08	Tallahassee	W	1-0
5/17/08	Tallahassee	W	8-1
4/17/09	Raleigh	W	9-3
4/18/09	Raleigh	W	4-2
4/19/09	Raleigh	W	13-2
5/14/10	Tallahassee	L	2-5
5/15/10	Tallahassee	W	7-5
5/16/10	Tallahassee	W	12-9 (7)
5/30/10	Greensboro, N.C. <sup>5</sup>	W	8-3
5/13/11	Raleigh	W	9-4
5/15/11	Raleigh	W	7-5
5/15/11	Raleigh	L	4-12
5/25/11	Durham, N.C. <sup>5</sup>	L	0-7
5/17/12	Tallahassee	L	5-10
5/18/12	Tallahassee	W	3-2
5/19/12	Tallahassee	W	6-2
5/11/13	Raleigh	L	1-3
5/12/13	Raleigh	W	12-3
5/13/13	Raleigh	W	8-4
3/14/14	Tallahassee	W	6-1
3/15/14	Tallahassee	W	8-2
3/15/14	Tallahassee	W	9-8 (13)
4/2/15	Raleigh	W	3-2
4/3/15	Raleigh	W	1-0
4/4/15	Raleigh	L	7-11
5/24/15	Durham, N.C. <sup>5</sup>	W	6-2
3/25/16	Tallahassee	W	8-5
5/25/16	Durham, N.C. <sup>5</sup>	W	7-3
4/7/17	Raleigh	W	16-7
4/8/17	Raleigh	L	3-4
4/9/17	Raleigh	L	4-8
5/17/18	Tallahassee	W	4-3 (11)
5/18/18	Tallahassee	W	6-3 (10)
5/19/18	Tallahassee	L	3-5
5/25/18	Durham, N.C. <sup>5</sup>	W	5-2
3/15/19	Raleigh	L	0-16
3/16/19	Raleigh	L	8-9
3/17/19	Raleigh	W	7-5
5/24/19	Durham, N.C. <sup>5</sup>	W	11-0 (7)
5/20/21	Raleigh	L	4-6
5/21/21	Raleigh	L	4-6
5/22/21	Raleigh	W	15-11
3/19/22	Tallahassee	W	13-5
3/20/22	Tallahassee	L	4-15
3/20/22	Tallahassee	W	6-5 (17)
4/14/23	Raleigh	L	3-14
4/15/23	Raleigh	L	3-4
4/16/23	Raleigh	L	4-5 (10)
5/3/24	Tallahassee	L	7-8
5/5/24	Tallahassee	W	8-1
<b>NORTH CENTRAL: 3-0</b>			
<b>At Florida State:</b> FSU leads 3-0			
3/20/77	Tallahassee	W	11-5
3/20/77	Tallahassee	W	11-3
3/21/77	Tallahassee	W	14-3
<b>NORTH FLORIDA: 12-4</b>			
<b>At Florida State:</b> FSU leads 11-2			
<b>At North Florida:</b> North Florida leads 2-1			
3/28/06	Tallahassee	W	14-8
2/27/07	Tallahassee	W	16-3
3/27/07	Tallahassee	W	6-0
4/16/08	Tallahassee	W	10-2
3/4/09	Tallahassee	L	4-5
4/8/09	Jacksonville	W	14-6
4/15/09	Tallahassee	W	8-7
3/10/10	Tallahassee	W	6-2

4/6/10	Jacksonville	L	1-3
4/7/10	Tallahassee	W	9-2
3/6/19	Tallahassee	W	4-3
2/20/21	Tallahassee	L	4-7
2/21/21	Tallahassee	W	14-4
2/21/21	Tallahassee	W	8-4
4/19/23	Jacksonville	L	14-15 (10)
4/23/24	Tallahassee	W	10-2
<b>NORTH GEORGIA COLLEGE: 1-0</b>			
<b>At Florida State:</b> FSU leads 1-0			
4/18/12	Tallahassee	W	6-0
<b>NORTHEASTERN ILLINOIS: 1-0</b>			
<b>Neutral:</b> FSU leads 1-0			
5/23/96	Stanford, Calif. <sup>1</sup>	W	16-0
<b>NORTHERN ILLINOIS: 1-0</b>			
<b>At Florida State:</b> FSU leads 1-0			
4/8/71	Tallahassee	W	7-1
<b>NORTHERN IOWA: 7-0</b>			
<b>At Florida State:</b> FSU leads 7-0			
3/19/91	Tallahassee	W	11-2
3/20/91	Tallahassee	W	9-0
3/21/91	Tallahassee	W	3-0
3/19/93	Tallahassee	W	6-0
3/20/93	Tallahassee	W	7-4
3/21/93	Tallahassee	W	5-2
3/13/01	Tallahassee	W	4-3
<b>NORTHERN KENTUCKY: 1-0</b>			
<b>At Florida State:</b> FSU leads 1-0			
3/17/80	Tallahassee	W	2-0
<b>NOTRE DAME: 25-16</b>			
<b>At Florida State:</b> FSU leads 16-7			
<b>At Notre Dame:</b> FSU leads 8-7			
<b>Neutral:</b> Notre Dame leads 2-1			
3/31/56	Tallahassee	W	12-5
4/5/58	Tallahassee	W	5-2
4/8/58	Tallahassee	W	3-2
5/28/93	Tallahassee <sup>1</sup>	W	7-3
5/29/93	Tallahassee <sup>1</sup>	L	3-4
1/30/98	Orlando, Fla.	L	1-10
6/7/02	Tallahassee <sup>2</sup>	L	4-10
6/9/02	Tallahassee <sup>2</sup>	W	12-5
6/10/02	Tallahassee <sup>2</sup>	L	1-3
4/4/14	Tallahassee	W	8-7 (12)
4/6/14	Tallahassee	W	11-2
4/6/14	Tallahassee	W	4-3
4/10/15	Notre Dame	L	2-5
4/11/15	Notre Dame	L	1-4
4/12/15	Notre Dame	L	1-2
4/22/16	Tallahassee	W	12-6
4/23/16	Tallahassee	W	7-6 (12)
4/24/16	Tallahassee	W	11-6
3/24/17	Notre Dame	W	8-2
3/24/17	Notre Dame	W	8-3 (13)
3/25/17	Notre Dame	W	5-1
5/24/17	Louisville, Ky. <sup>5</sup>	W	5-3 (12)
3/16/18	Tallahassee	L	7-8
3/17/18	Tallahassee	W	6-4
3/18/18	Tallahassee	W	7-5
3/23/19	Notre Dame	W	7-1

3/23/19	Notre Dame	L	3-12
3/24/19	Notre Dame	W	3-1 (10)
5/7/21	Notre Dame	W	5-2
5/8/21	Notre Dame	L	3-5
5/8/21	Notre Dame	W	7-1
4/1/22	Tallahassee	L	0-2 (12)
4/2/22	Tallahassee	L	4-5
4/3/22	Tallahassee	L	7-9
5/26/22	Charlotte, N.C. <sup>5</sup>	L	3-5
4/28/23	Notre Dame	W	3-2
4/29/23	Notre Dame	L	2-12
4/30/23	Notre Dame	L	8-12
3/15/24	Tallahassee	W	8-4
3/16/24	Tallahassee	W	4-2
3/17/24	Tallahassee	W	4-3
<b>OAKLAND: 10-0</b>			
<b>At Florida State:</b> FSU leads 10-0			
3/29/78	Tallahassee	W	15-6
3/29/78	Tallahassee	W	6-2
3/28/79	Tallahassee	W	13-4
3/28/79	Tallahassee	W	13-6
2/13/15	Tallahassee	W	7-3
2/14/15	Tallahassee	W	15-2
2/15/15	Tallahassee	W	5-1
3/3/17	Tallahassee	W	18-10
3/4/17	Tallahassee	W	12-1
3/5/17	Tallahassee	W	14-6
<b>OGLETHORPE: 0-1</b>			
<b>At Florida State:</b> Oglethorpe leads 1-0			
4/2/49	Tallahassee	L	5-7
<b>OHIO: 1-1</b>			
<b>At Florida State:</b> Ohio leads 1-0			
<b>Neutral:</b> FSU leads 1-0			
6/16/70	Omaha, Neb. <sup>3</sup>	W	2-0
3/24/74	Tallahassee	L	3-6
<b>OHIO STATE: 6-3</b>			
<b>At Florida State:</b> FSU leads 4-1			
<b>Neutral:</b> Tied 2-2			
3/19/60	Tallahassee	L	7-13 (8)
6/7/65	Omaha, Neb. <sup>3</sup>	L	1-2
3/22/71	Miami, Fla.	L	1-9
3/18/78	Tallahassee	W	3-2
3/19/78	Tallahassee	W	24-13
3/21/78	Tallahassee	W	7-4
5/29/82	Austin, Texas <sup>1</sup>	W	8-3
1/31/98	Orlando, Fla.	W	6-4
5/31/09	Tallahassee <sup>4</sup>	W	37-6
<b>OKLAHOMA: 2-1</b>			
<b>At Florida State:</b> FSU leads 1-0			
<b>Neutral:</b> Tied 1-1			
5/30/82	Austin, Texas <sup>1</sup>	L	5-6
6/2/95	Omaha, Neb. <sup>3</sup>	W	3-2
5/23/98	Tallahassee <sup>4</sup>	W	23-2
<b>OKLAHOMA STATE: 1-0</b>			
<b>Neutral:</b> FSU leads 1-0			
6/7/86	Omaha, Neb. <sup>3</sup>	W	6-5

<b>OLD DOMINION: 2-0</b>			
<b>At Florida State:</b> FSU leads 1-0			
<b>Neutral:</b> FSU leads 1-0			
4/5/88	Norfolk, Va.	W	6-5
5/27/95	Tallahassee <sup>1</sup>	W	7-2
<b>OLE MISS: 7-2</b>			
<b>At Florida State:</b> FSU leads 7-0			
<b>At Ole Miss:</b> Ole Miss leads 1-0			
<b>Neutral:</b> Ole Miss leads 1-0			
3/30/49	Tallahassee	W	7-3
3/31/49	Tallahassee	W	6-5
3/23/66	Tallahassee	W	9-8
3/24/66	Tallahassee	W	9-4
3/25/66	Tallahassee	W	11-10
3/26/66	Tallahassee	W	5-3
6/3/72	Gastonia, N.C. <sup>1</sup>	L	3-8
5/28/95	Tallahassee <sup>1</sup>	W	13-1
6/5/21	Oxford <sup>1</sup>	L	3-4
<b>OLIVET: 2-0</b>			
<b>At Florida State:</b> FSU leads 2-0			
3/19/77	Tallahassee	W	23-0
3/19/77	Tallahassee	W	16-1
<b>ORAL ROBERTS: 3-0</b>			
<b>At Florida State:</b> FSU leads 3-0			
2/20/04	Tallahassee	W	8-3
2/21/04	Tallahassee	W	6-4
2/22/04	Tallahassee	W	4-3
<b>OREGON: 2-0</b>			
<b>Neutral:</b> FSU leads 2-0			
6/5/10	Norwich, Conn. <sup>1</sup>	W	6-4
6/6/10	Norwich, Conn. <sup>1</sup>	W	5-3
<b>OTTERBEIN: 7-0</b>			
<b>At Florida State:</b> FSU leads 7-0			
3/26/76	Tallahassee	W	12-2
3/26/76	Tallahassee	W	10-3
3/21/80	Tallahassee	W	18-3
3/21/80	Tallahassee	W	15-6
3/19/81	Tallahassee	W	11-8
3/19/81	Tallahassee	W	9-4
3/19/82	Tallahassee	W	10-4
<b>PACIFIC: 4-0</b>			
<b>At Florida State:</b> FSU leads 4-0			
5/5/17	Tallahassee	W	9-8
5/6/17	Tallahassee	W	18-5
5/6/17	Tallahassee	W	5-3
5/7/17	Tallahassee	W	5-3
<b>PARSONS: 0-2</b>			
<b>At Florida State:</b> Parsons leads 2-0			
4/5/67	Tallahassee	L	0-10
4/6/67	Tallahassee	L	4-16













# RESULTS BY OPPONENT

3/9/19	Tallahassee	L	0-6
3/9/19	Tallahassee	W	5-2
3/12/21	Blacksburg	W	6-4
3/13/21	Blacksburg	L	0-5
3/14/21	Blacksburg	W	14-7
4/21/23	Tallahassee	L	9-24
4/22/23	Tallahassee	L	3-4
4/23/23	Tallahassee	W	4-3

## VMI: 17-0

**At Florida State:** FSU leads 14-0

**Neutral:** FSU leads 3-0

2/23/90	Tallahassee	W	17-1
2/24/90	Tallahassee	W	3-2
2/25/90	Tallahassee	W	8-0
2/14/92	Tallahassee	W	10-4
2/15/92	Tallahassee	W	20-0
2/16/92	Tallahassee	W	5-4
1/31/03	St. Petersburg, Fla.	W	12-4
2/1/03	St. Petersburg, Fla.	W	5-1
2/2/03	St. Petersburg, Fla.	W	10-3
1/31/04	Tallahassee	W	8-7
2/2/04	Tallahassee	W	8-1
2/4/05	Tallahassee	W	8-2
2/5/05	Tallahassee	W	6-5
2/6/05	Tallahassee	W	15-0
2/18/11	Tallahassee	W	12-0
2/19/11	Tallahassee	W	9-2
2/20/11	Tallahassee	W	15-0

## WAKE FOREST: 97-38

**At Florida State:** FSU leads 51-16

**At Wake Forest:** FSU leads 32-16

**Neutral:** FSU leads 14-6

6/4/62	Gastonia, N.C. <sup>1</sup>	W	10-8
6/4/62	Gastonia, N.C. <sup>1</sup>	W	3-2
4/23/63	Winston-Salem, N.C.	L	5-7
5/30/63	Gastonia, N.C. <sup>1</sup>	W	12-4
6/1/63	Gastonia, N.C. <sup>1</sup>	L	5-6
6/1/63	Gastonia, N.C. <sup>1</sup>	W	11-5
3/31/64	Tallahassee	L	4-6
4/3/64	Tallahassee	L	4-7
4/4/64	Tallahassee	W	9-2
3/31/65	Tallahassee	W	8-1
4/1/65	Tallahassee	W	5-3
4/3/65	Tallahassee	W	11-4
3/30/66	Tallahassee	W	14-12
4/1/66	Auburn, Ala.	L	3-4
3/30/67	Tallahassee	W	5-1
3/31/67	Tallahassee	W	3-2
4/1/67	Tallahassee	L	0-1
3/27/68	Tallahassee	W	3-0
3/28/68	Tallahassee	W	7-4
4/2/69	Tallahassee	W	9-4
4/3/69	Tallahassee	W	16-6
4/4/69	Tallahassee	W	16-14
4/5/69	Tallahassee	W	10-1
3/18/83	Tallahassee	W	10-2
3/19/83	Tallahassee	W	9-1
3/20/83	Tallahassee	W	7-3 (5)
4/17/92	Winston-Salem, N.C.	W	9-3
4/18/92	Winston-Salem, N.C.	W	9-4
4/19/92	Winston-Salem, N.C.	W	11-1
5/10/92	Greenville, S.C. <sup>5</sup>	W	6-1
4/16/93	Tallahassee	L	1-4
4/17/93	Tallahassee	W	6-0
4/18/93	Tallahassee	L	2-7
3/22/94	Winston-Salem, N.C.	W	12-2
3/23/94	Winston-Salem, N.C.	W	15-4

3/24/94	Winston-Salem, N.C.	W	17-4
5/20/94	Greenville, S.C. <sup>5</sup>	W	18-3
2/24/95	Tallahassee	W	4-0
2/25/95	Tallahassee	L	3-4
2/26/95	Tallahassee	W	10-1
3/22/96	Winston-Salem, N.C.	W	11-7
3/23/96	Winston-Salem, N.C.	W	9-6
3/24/96	Winston-Salem, N.C.	W	12-3
5/15/96	Durham, N.C. <sup>5</sup>	W	8-4
3/14/97	Tallahassee	W	15-8
3/15/97	Tallahassee	W	11-3
3/16/97	Tallahassee	W	10-0
3/13/98	Winston-Salem, N.C.	W	12-11
3/14/98	Winston-Salem, N.C.	W	10-4
3/15/98	Winston-Salem, N.C.	W	9-6
5/14/98	Durham, N.C. <sup>5</sup>	W	14-1
5/16/98	Durham, N.C. <sup>5</sup>	L	1-2
5/17/98	Durham, N.C. <sup>5</sup>	L	3-6
4/2/99	Tallahassee	W	7-4
4/3/99	Tallahassee	W	16-3
4/4/99	Tallahassee	W	4-3
5/21/99	Durham, N.C. <sup>5</sup>	L	0-4
3/17/00	Winston-Salem, N.C.	L	1-7
3/18/00	Winston-Salem, N.C.	L	4-7
3/19/00	Winston-Salem, N.C.	W	12-4
3/30/01	Tallahassee	W	12-3
3/31/01	Tallahassee	W	6-5
4/1/01	Tallahassee	W	6-5
5/19/01	Fort Mill, S.C. <sup>5</sup>	W	15-2
3/29/02	Winston-Salem, N.C.	L	3-5
3/30/02	Winston-Salem, N.C.	W	18-10
3/31/02	Winston-Salem, N.C.	L	5-7
5/24/02	St. Petersburg, Fla. <sup>5</sup>	W	5-2
4/4/03	Tallahassee	W	7-5
4/5/03	Tallahassee	W	7-2
4/6/03	Tallahassee	W	10-7
5/20/04	Winston-Salem, N.C.	W	11-10
5/21/04	Winston-Salem, N.C.	W	27-3
5/22/04	Winston-Salem, N.C.	W	10-6
4/8/05	Tallahassee	W	7-5
4/9/05	Tallahassee	W	4-3
4/10/05	Tallahassee	L	10-13 (12)
5/27/05	Jacksonville, Fla. <sup>5</sup>	W	7-3
5/5/06	Winston-Salem, N.C.	L	2-4
5/6/06	Winston-Salem, N.C.	W	4-3 (20)
3/16/07	Tallahassee	W	7-6 (11)
3/17/07	Tallahassee	W	4-3
3/18/07	Tallahassee	W	11-1
5/23/07	Jacksonville, Fla. <sup>5</sup>	W	11-2
3/28/08	Winston-Salem, N.C.	W	21-2
3/29/08	Winston-Salem, N.C.	L	2-4
3/30/08	Winston-Salem, N.C.	W	3-2 (11)
5/21/08	Jacksonville, Fla. <sup>5</sup>	W	8-3
4/24/09	Tallahassee	W	15-6
4/25/09	Tallahassee	W	6-4
4/26/09	Tallahassee	W	14-10
4/9/10	Winston-Salem, N.C.	W	10-1
4/10/10	Winston-Salem, N.C.	W	5-4
4/11/10	Winston-Salem, N.C.	W	17-16
3/25/11	Tallahassee	W	12-4
3/26/11	Tallahassee	L	0-8
3/27/11	Tallahassee	W	11-2
3/23/12	Winston-Salem, N.C.	W	5-4 (11)
3/24/12	Winston-Salem, N.C.	W	3-2
3/25/12	Winston-Salem, N.C.	L	5-7
4/26/13	Tallahassee	W	7-3
4/27/13	Tallahassee	W	8-6
4/28/13	Tallahassee	W	11-2
4/18/14	Winston-Salem, N.C.	W	7-1
4/19/14	Winston-Salem, N.C.	W	4-3 (13)
4/20/14	Winston-Salem, N.C.	L	2-5

3/13/15	Tallahassee	L	1-4
3/14/15	Tallahassee	W	12-2
3/15/15	Tallahassee	W	9-6
4/15/16	Winston-Salem, N.C.	L	0-9
4/16/16	Winston-Salem, N.C.	W	13-8
4/17/16	Winston-Salem, N.C.	L	2-4
5/12/17	Tallahassee	L	3-4
5/13/17	Tallahassee	W	4-0
5/14/17	Tallahassee	L	9-10
3/9/18	Winston-Salem, N.C.	W	7-3
3/10/18	Winston-Salem, N.C.	L	3-4
3/11/18	Winston-Salem, N.C.	L	1-8
4/26/19	Tallahassee	W	13-2
4/27/19	Tallahassee	W	9-5
4/28/19	Tallahassee	L	12-16
5/21/19	Durham, N.C. <sup>5</sup>	L	4-7
3/26/21	Tallahassee	W	2-1
3/27/21	Tallahassee	L	7-8
3/28/21	Tallahassee	L	10-12
3/11/22	Winston-Salem, N.C.	L	3-9
3/13/22	Winston-Salem, N.C.	W	5-1
3/13/22	Winston-Salem, N.C.	W	3-2
5/12/23	Tallahassee	L	0-10 (8)
5/13/23	Tallahassee	L	3-7
5/14/23	Tallahassee	W	4-3
4/19/24	Winston-Salem, N.C.	L	4-5
4/20/24	Winston-Salem, N.C.	W	9-6
4/20/24	Winston-Salem, N.C.	L	9-10
5/25/24	Charlotte, N.C. <sup>5</sup>	W	9-6

## WASHINGTON STATE: 2-0

**Neutral:** FSU leads 2-0

4/3/88	Minneapolis, Minn.	W	5-1
3/7/99	Minneapolis, Minn.	W	8-5

## WESTERN CAROLINA: 7-1

**At Florida State:** FSU leads 7-1

5/21/92	Tallahassee <sup>1</sup>	L	0-1
5/24/92	Tallahassee <sup>1</sup>	W	4-3
5/24/92	Tallahassee <sup>1</sup>	W	18-3
2/26/02	Tallahassee	W	13-3
2/27/02	Tallahassee	W	3-0
2/23/04	Tallahassee	W	8-2
2/24/24	Tallahassee	W	8-4
2/25/24	Tallahassee	W	20-7

## WESTERN KENTUCKY: 14-1

**At Florida State:** FSU leads 14-1

3/17/78	Tallahassee	W	13-4
3/17/78	Tallahassee	W	16-3
3/17/79	Tallahassee	W	14-4
5/24/80	Tallahassee <sup>1</sup>	W	19-7
5/25/80	Tallahassee <sup>1</sup>	W	10-5
3/11/85	Tallahassee	W	11-5
3/12/85	Tallahassee	L	6-10
2/2/90	Tallahassee	W	6-3
2/3/90	Tallahassee	W	6-4
2/4/90	Tallahassee	W	6-4
1/29/00	Tallahassee	W	8-1
1/29/00	Tallahassee	W	2-1
1/30/00	Tallahassee	W	6-1
2/3/01	Tallahassee	W	5-4
2/4/01	Tallahassee	W	8-4

## WESTERN MICHIGAN: 7-8

**At Florida State:** Western Michigan leads 8-5

**Neutral:** FSU leads 2-0

3/31/59	Tallahassee	L	2-3
4/3/59	Tallahassee	W	2-0
4/4/61	Tallahassee	L	2-10
4/5/61	Tallahassee	W	7-6
6/10/63	Omaha, Neb. <sup>3</sup>	W	5-2
3/25/71	Tallahassee	L	5-7
3/28/71	Tallahassee	W	7-5
3/28/71	Tallahassee	L	1-5
3/31/72	Tallahassee	W	6-1
4/1/72	Tallahassee	L	4-7
4/1/72	Tallahassee	L	7-8
4/2/72	Tallahassee	W	8-1
3/29/74	Tallahassee	L	3-7
3/29/74	Tallahassee	L	2-4
3/3/24	Greenville, S.C.	W	8-3

## WEST FLORIDA: 5-0

**At Florida State:** FSU leads 5-0

4/15/81	Tallahassee	W	6-1
4/15/81	Tallahassee	W	3-2
4/6/82	Tallahassee	W	9-4
2/14/84	Tallahassee	W	7-5
2/15/84	Tallahassee	W	7-1

## WEST VIRGINIA: 4-2

**At Florida State:** Tied 1-1

**Neutral:** FSU lead 3-1

4/2/56	Tallahassee	L	12-13
4/5/58	Tallahassee	W	14-7
6/1/61	Gastonia, N.C. <sup>1</sup>	W	3-1
6/2/61	Gastonia, N.C. <sup>1</sup>	L	3-4
6/1/62	Gastonia, N.C. <sup>1</sup>	W	6-5
3/6/04	Minneapolis, Minn.	W	11-5

## WICHITA STATE: 4-5

**At Florida State:** FSU leads 2-1

**Neutral:** Wichita State leads 4-2

6/4/89	Omaha, Neb. <sup>3</sup>	W	4-2
6/7/89	Omaha, Neb. <sup>3</sup>	L	4-7
6/9/89	Omaha, Neb. <sup>3</sup>	L	9-12
2/12/90	Davenport, Fla.	L	7-8
6/3/96	Omaha, Neb. <sup>3</sup>	W	8-4
3/5/99	Minneapolis, Minn.	L	1-8
6/6/08	Tallahassee <sup>2</sup>	L	7-10
6/7/08	Tallahassee <sup>2</sup>	W	14-4
6/8/08	Tallahassee <sup>2</sup>	W	11-4

## WILLIAM & MARY: 1-0

**At Florida State:** FSU leads 1-0

3/29/67	Tallahassee	W	5-4
---------	-------------	---	-----

## WINGATE: 6-0

**At Florida State:** FSU leads 6-0

3/11/80	Tallahassee	W	6-0
3/11/80	Tallahassee	W	5-4
3/15/81	Tallahassee	W	15-6
3/17/81	Tallahassee	W	4-2
3/17/81	Tallahassee	W	6-2
3/8/83	Tallahassee	W	6-4

# RESULTS BY OPPONENT

## WINTHROP: 4-1

At Florida State: FSU leads 4-1

2/13/93	Tallahassee	W	7-2
2/14/93	Tallahassee	W	8-5
2/21/95	Tallahassee	L	1-2
2/22/95	Tallahassee	W	6-0
3/14/06	Tallahassee	W	10-0

## WISCONSIN: 8-1

At Florida State: FSU leads 7-0

Neutral: Tied 1-1

4/8/55	Tallahassee	W	3-2
4/9/55	Tallahassee	W	7-2
3/30/56	Tallahassee	W	5-3
4/4/56	Tallahassee	W	4-3
4/6/56	Fort Walton Beach, Fla.L		3-10
4/7/56	Fort Walton Beach, Fla.W		1-0
4/4/58	Tallahassee	W	12-4
4/7/58	Tallahassee	W	7-3
4/10/58	Tallahassee	W	3-1

## WRIGHT STATE: 3-1

At Florida State: FSU leads 3-1

3/24/79	Tallahassee	W	12-0
3/24/79	Tallahassee	W	13-6
3/22/80	Tallahassee	W	12-0
3/22/80	Tallahassee	L	2-6

## XAVIER: 3-0

At Florida State: FSU leads 3-0

2/16/18	Tallahassee	W	11-1
2/17/18	Tallahassee	W	7-2
2/18/18	Tallahassee	W	5-1

## YALE: 2-0

At Florida State: FSU leads 2-0

3/26/57	Tallahassee	W	7-0
3/29/57	Tallahassee	W	11-8

## YOUNGSTOWN STATE: 3-0

At Florida State: FSU leads 3-0

2/22/19	Tallahassee	W	4-2
2/23/19	Tallahassee	W	24-2
2/23/19	Tallahassee	W	7-4

Legend:

<sup>1</sup>NCAA Regional

<sup>2</sup>NCAA Super Regional

<sup>3</sup>College World Series

<sup>4</sup>Metro Conference Tournament

<sup>5</sup>Atlantic Coast Conference Tournament

# YEAR-BY-YEAR

<b>1948 9-8</b>			
3/29/48	Mississippi College	W	6-0
3/30/48	Mississippi College	L	3-13
4/9/48	Rollins	L	5-20
4/10/48	Rollins	L	5-8
4/16/48	at Mississippi College	W	6-5
4/17/48	at Mississippi College	L	6-7
4/22/48	at Mercer	W	14-12
4/23/48	at Middle Georgia College	W	5-4
4/24/48	at Georgia-Savannah	L	4-9
4/28/48	at Troy	L	2-3
5/7/48	at Georgia Southern	W	5-2
5/8/48	at Georgia Southern	W	12-8
5/14/48	Middle Georgia College	W	7-6
5/15/48	Georgia-Savannah	W	8-3
5/21/48	at Rollins	L	5-8
5/22/48	at Rollins	L	2-8
5/27/48	Troy	W	6-5

<b>1949 11-8 (9-4 DIXIE)</b>			
3/30/49	Ole Miss	W	7-3
3/31/49	Ole Miss	W	6-5
4/1/49	Mercer	L	3-8
4/2/49	Oglethorpe	L	5-7
4/8/49	at Mississippi College	W	18-13
4/9/49	at Millsaps	W	10-8
4/15/49	Florida Southern	L	3-5
4/16/49	Florida Southern	L	8-10
4/18/49	Mississippi College	W	5-4
4/19/49	Mississippi College	W	11-6
4/22/49	at Stetson	W	10-1
4/23/49	at Stetson	L	8-9
4/29/49	Tampa	W	8-7
4/30/49	Tampa	W	7-4
5/7/49	at Mercer	W	6-1
5/13/49	Stetson	L	2-4
5/14/49	Stetson	W	4-2
5/20/49	at Florida Southern	L	1-3
5/21/49	at Florida Southern	L	1-3

<b>1950 13-7 (6-2 DIXIE)</b>			
3/27/50	Mississippi College	W	11-6
3/28/50	Mississippi College	W	13-4
3/31/50	Rollins	L	2-14
4/1/50	Rollins	L	4-6
4/7/50	Florida Southern	L	2-4
4/8/50	Florida Southern	W	10-6
4/10/50	Bradley	W	3-2
4/11/50	Bradley	L	1-10
4/14/50	at Stetson	L	0-5
4/15/50	at Stetson	W	8-6
4/21/50	Tampa	W	7-6
4/22/50	Tampa	W	12-3
4/28/50	Mercer	W	3-1
4/29/50	Mercer	W	12-4
5/5/50	at Tampa	W	10-1
5/6/50	at Tampa	L	7-9
5/12/50	at Mercer	L	6-10
5/13/50	at Mercer	W	11-6
5/19/50	Stetson	W	15-10
5/20/50	Stetson	W	9-4

<b>1951 13-6 (6-1 DIXIE)</b>			
3/14/51	Tennessee	W	10-9
3/21/51	Georgia	W	9-4
3/23/51	at Miami	L	2-11
3/24/51	at Miami	W	13-4
3/26/51	at Florida Southern	W	15-6
3/27/51	at Florida Southern	W	13-3
4/2/51	Mississippi College	W	22-9
4/3/51	Mississippi College	W	6-2

4/5/51	at Rollins	W	9-3
4/6/51	at Rollins	W	9-2
4/20/51	at Stetson	L	0-3
4/21/51	at Stetson	L	2-3
4/27/51	at Georgia	W	8-6
4/28/51	at Georgia	L	0-2
5/3/51	Florida Southern	W	6-5
5/11/51	at Mississippi College	W	10-4
5/12/51	at Mississippi College	L	7-8
5/18/51	Stetson	W	8-2
5/19/51	Stetson	L	5-7

<b>1952 17-4</b>			
3/17/52	Kenyon College	W	21-1
3/18/52	Kenyon College	W	11-2 (8)
3/21/52	Georgia	L	3-8
3/22/52	Georgia	W	8-3
3/27/52	Amherst	W	4-2
3/28/52	Loyola-New Orleans	W	1-0
3/29/52	Loyola-New Orleans	W	7-0
4/5/52	Miami	W	3-1
4/5/52	Miami	W	7-0
4/11/52	at Stetson	L	2-7
4/12/52	at Stetson	W	11-10
4/14/52	at Tampa	W	7-4
4/15/52	at Tampa	L	0-4
4/18/52	Tampa	W	16-11
4/19/52	Tampa	W	13-3
4/25/52	at Florida Southern	W	9-3
4/26/52	at Florida Southern	W	5-0
4/29/52	Florida Southern	W	22-11
5/9/52	Rollins	W	2-1
5/10/52	Rollins	L	2-9
5/16/52	Stetson	W	4-2

<b>1953 13-10-1</b>			
3/20/53	Georgia Southern	W	14-6
3/21/53	Georgia Southern	W	15-4
3/23/53	Georgia	L	0-3
3/24/53	Jacksonville State	W	8-4
3/27/53	Southeastern Louisiana	L	1-6
3/28/53	Southeastern Louisiana	W	5-4
3/30/53	Amherst	W	5-0
3/31/53	Amherst	W	4-3
4/3/53	at Rollins	L	0-4
4/4/53	at Rollins	L	2-4
4/6/53	at Tampa	T	8-8
4/7/53	at Tampa	L	1-4
4/10/53	at Stetson	W	14-7
4/11/53	at Stetson	W	8-2
4/13/53	Cincinnati	W	14-1
4/14/53	Jacksonville NAS	W	4-2
4/15/53	Jacksonville NAS	L	4-7
4/24/53	at Georgia Southern	L	2-6
4/25/53	at Georgia Southern	W	15-6
4/28/53	at Georgia	L	6-12
5/1/53	Stetson	L	0-1
5/2/53	Stetson	W	9-6
5/8/53	at Florida Southern	L	2-7
5/9/53	at Florida Southern	W	15-4

<b>1954 13-8</b>			
3/12/54	at Jacksonville NAS	L	1-2
3/13/54	at Jacksonville NAS	W	7-4
3/18/54	Georgia	W	8-7
3/20/54	Tennessee	W	7-4
3/20/54	Auburn	L	2-7
3/23/54	Davidson	W	7-1
3/24/54	Jacksonville State	W	24-0
3/29/54	Amherst	W	11-3
3/30/54	Amherst	W	10-6

4/1/54	Duke	L	4-8
4/2/54	Duke	L	2-6
4/5/54	at Georgia	L	7-8
4/12/54	Stetson	W	4-3
4/13/54	Stetson	L	4-8 (5)
4/15/54	Georgia Southern	W	7-4
4/24/54	at Stetson	L	3-7
4/24/54	at Stetson	L	0-7
4/30/54	Tampa	W	13-1
5/1/54	Tampa	W	7-2
5/7/54	Florida Southern	W	10-1
5/8/54	Florida Southern	W	16-1

<b>1955 17-6 (7-3 FL)</b>			
3/11/55	at Florida Southern	W	4-1
3/12/55	at Florida Southern	W	15-0
3/18/55	Furman	W	17-3
3/19/55	Furman	W	6-3
3/19/55	LSU	W	5-3
3/21/55	Georgia	W	9-2
3/22/55	Georgia	L	6-7
3/23/55	Amherst	W	10-1
3/24/55	Amherst	L	7-9 (10)
4/4/55	Stetson	L	7-8
4/5/55	Stetson	W	16-2
4/8/55	Wisconsin	W	3-2
4/9/55	Wisconsin	W	7-2
4/12/55	at Rollins	W	7-2 (8)
4/13/55	at Rollins	L	3-9
4/15/55	at Miami	W	4-3
4/16/55	at Miami	L	4-5
4/29/55	at Georgia Southern	W	10-3
4/30/55	at Georgia Southern	W	12-2
5/2/55	at Georgia	W	14-5
5/3/55	at Georgia	L	3-17
5/6/55	at Stetson	W	6-4
5/7/55	at Stetson	W	14-5

<b>1956 25-7 (7-1 FL)</b>			
3/16/56	Furman	W	6-1
3/17/56	Furman	W	20-0
3/19/56	Georgia Southern	W	6-5
3/20/56	Georgia Southern	W	10-5
3/23/56	Florida Southern	W	9-2
3/24/56	Florida Southern	W	8-5
3/26/56	Indiana	W	11-6
3/27/56	Indiana	W	14-10
3/29/56	North Carolina	W	3-2
3/30/56	Wisconsin	W	5-3
3/31/56	Notre Dame	W	12-5
4/2/56	West Virginia	L	12-13
4/3/56	Illinois	W	13-10
4/4/56	Wisconsin	W	4-3
4/5/56	Illinois	W	12-0
4/6/56	vs. Wisconsin	L	3-10
4/7/56	vs. Wisconsin	W	1-0
4/9/56	at Florida	L	5-7
4/16/56	Cincinnati	W	8-2
4/20/56	Stetson	W	8-1
4/21/56	Stetson	W	23-2
4/23/56	Georgia	L	0-2
4/27/56	Miami	W	13-5
4/28/56	Miami	W	2-0
5/4/56	at Georgia Southern	W	5-3
5/7/56	at Georgia	W	9-8
5/8/56	at Georgia	W	6-2
5/11/56	Rollins	L	7-9
5/12/56	Rollins	W	9-0
6/1/56	vs. Duke <sup>1</sup>	W	2-1
6/2/56	vs. Duke <sup>1</sup>	L	2-4

6/2/56	vs. Duke <sup>1</sup>	L	6-7 (10)
<b>1957 22-9 (7-2 FL)</b>			
3/19/57	Auburn	W	8-2
3/20/57	Auburn	W	10-5
3/22/57	at Stetson	W	15-0
3/23/57	at Stetson	L	2-3
3/25/57	Michigan State	L	3-8
3/26/57	Yale	W	7-0
3/27/57	Duke	W	2-0
3/28/57	Michigan State	W	7-4
3/29/57	Yale	W	11-8
3/30/57	Duke	L	1-8
4/2/57	Ithaca	W	7-6
4/3/57	Ithaca	W	21-4
4/5/57	Florida	L	2-13
4/6/57	Florida	W	4-1
4/16/57	Miami	W	15-3
4/17/57	Miami	W	21-3
4/19/57	at Georgia Southern	W	13-2
4/20/57	at Georgia Southern	W	8-3
4/22/57	at Auburn	L	9-10
4/23/57	at Auburn	W	10-4
4/26/57	at Florida Southern	W	4-0
4/27/57	at Florida Southern	W	10-2
4/30/57	at Miami	W	15-3
4/30/57	at Miami	L	1-2
5/2/57	at Rollins	W	5-0
5/31/57	vs. Georgia Southern <sup>1</sup>	W	5-3
5/31/57	vs. Duke <sup>1</sup>	W	3-2
6/1/57	vs. Duke <sup>1</sup>	L	6-8
6/3/57	vs. Duke <sup>1</sup>	W	4-1
6/8/57	vs. Penn State <sup>3</sup>	L	0-7
6/9/57	vs. Connecticut <sup>3</sup>	L	3-5

<b>1958 20-7</b>			
3/20/58	Auburn	L	3-4
3/20/58	Auburn	L	7-10
4/4/58	Wisconsin	W	12-4
4/5/58	Notre Dame	W	5-2
4/5/58	West Virginia	W	14-7
4/7/58	Wisconsin	W	7-3
4/8/58	Notre Dame	W	3-2
4/10/58	Wisconsin	W	3-1
4/11/58	at Florida	L	7-8
4/12/58	at Florida	L	1-8
4/18/58	Miami	W	18-0
4/19/58	Miami	L	7-12
4/25/58	at Auburn	W	5-1
4/26/58	at Auburn	W	4-2
4/28/58	Florida Southern	W	5-0
4/29/58	Florida Southern	W	11-1
5/2/58	at Stetson	W	4-2
5/3/58	at Stetson	W	9-1
5/5/58	at Miami	W	9-2
5/6/58	at Miami	W	6-1
5/9/58	Rollins	W	7-1
5/10/58	Rollins	W	7-6
5/16/58	Georgia Southern	W	15-10
5/17/58	Georgia Southern	W	17-3
6/5/58	vs. George Washington <sup>1</sup>	W	3-1
6/7/58	vs. Florida <sup>1</sup>	L	1-2
6/7/58	vs. Clemson <sup>1</sup>	L	5-8



# YEAR-BY-YEAR RESULTS

1959	22-11		
3/13/59	Camp Lejeune	W	14-4
3/14/59	Camp Lejeune	W	11-3
3/14/59	Camp Lejeune	W	10-8
3/17/59	Auburn	W	8-4
3/17/59	Auburn	W	11-3
3/18/59	Georgia	L	1-4
3/19/59	Georgia	W	16-4
3/23/59	Stetson	W	17-0
3/24/59	Stetson	W	21-12
3/26/59	North Carolina	L	9-11
3/27/59	Illinois	W	16-9
3/28/59	Florida	W	8-7
3/30/59	Michigan State	W	5-2
3/30/59	Duke	L	3-6
3/31/59	Western Michigan	L	2-3
4/2/59	Duke	W	5-1
4/3/59	Western Michigan	W	2-0
4/3/59	Michigan	W	11-0
4/4/59	Michigan State	L	2-8
4/10/59	Florida	L	3-6
4/11/59	Florida	L	7-9
4/17/59	at Florida Southern	L	1-2
4/25/59	Georgia Southern	W	7-1
4/27/59	Tampa	W	19-1
5/9/59	at Georgia Southern	L	4-5
5/11/59	at Georgia	W	8-2
5/12/59	at Georgia	W	4-2
5/13/59	at Auburn	W	4-3
5/14/59	at Auburn	W	8-6
6/4/59	vs. George Washington <sup>1</sup>	W	3-2
6/5/59	vs. Clemson <sup>1</sup>	L	2-24
6/5/59	vs. Georgia Tech <sup>1</sup>	W	16-9
6/6/59	vs. Clemson <sup>1</sup>	L	0-5

1960	13-9		
3/14/60	at Miami	W	6-3
3/15/60	at Miami	W	10-6
3/18/60	Georgia	W	10-1
3/19/60	Ohio State	L	7-13 (8)
3/21/60	Auburn	L	4-10
3/22/60	Auburn	W	22-8
3/23/60	Auburn	W	11-4
3/26/60	vs. Navy	W	8-4
3/31/60	at Georgia	W	9-2
4/1/60	at Georgia	L	8-11
4/18/60	Mississippi College	W	4-2
4/19/60	Mississippi College	L	2-4
4/20/60	Florida Southern	L	4-11
4/21/60	Florida Southern	L	3-5
4/25/60	Georgia Southern	W	12-5
4/26/60	Georgia Southern	L	9-10
5/6/60	at Auburn	L	3-4 (7)
5/7/60	at Auburn	L	5-6
5/9/60	at Florida	W	8-4
5/10/60	at Florida	W	13-11
5/13/60	Miami	W	16-3
5/14/60	Miami	W	9-5

1961	21-7		
3/15/61	Georgia	W	9-8
3/16/61	Georgia	W	11-3
3/20/61	Auburn	W	10-1
3/21/61	Auburn	W	10-9
3/21/61	Auburn	L	5-15
3/24/61	vs. Navy	W	9-8
3/25/61	vs. Navy	L	3-6
3/27/61	Duke	W	10-6
3/28/61	Duke	W	4-0
3/29/61	Duke	W	7-5
3/30/61	Duke	W	8-2

4/1/61	North Carolina	W	10-1
4/3/61	Florida	L	2-3
4/4/61	Florida	W	8-5
4/4/61	Western Michigan	L	2-10
4/5/61	Western Michigan	W	7-6
4/8/61	at Georgia Southern	W	6-4
4/8/61	at Georgia Southern	W	9-1
4/14/61	at Florida Southern	W	5-4
4/15/61	at Florida Southern	W	13-2
4/17/61	at Miami	W	2-0
4/18/61	at Miami	W	14-6
4/21/61	at Georgia	W	5-3
4/22/61	at Georgia	L	9-10
5/8/61	Georgia Southern	W	17-8
6/1/61	vs. West Virginia <sup>1</sup>	W	3-1
6/1/61	vs. Duke <sup>1</sup>	L	2-7
6/2/61	vs. West Virginia <sup>1</sup>	L	3-4

1962	23-14		
3/14/62	Georgia	W	13-3
3/15/62	Georgia	W	6-3
3/16/62	Auburn	L	7-12
3/17/62	Auburn	L	2-10
3/19/62	Georgia Tech	W	10-4
3/20/62	Georgia Tech	W	9-8
3/21/62	Georgia Tech	W	7-6
3/23/62	vs. Navy	W	8-2
3/30/62	Clemson	W	14-8
4/2/62	Furman	L	2-7
4/3/62	Furman	W	21-9
4/9/62	at Auburn	L	6-7
4/10/62	at Auburn	L	3-5
4/16/62	Miami	L	4-6
4/17/62	Miami	W	9-8
4/19/62	at Clemson	L	11-14
4/20/62	at Duke	W	3-1
4/21/62	at Duke	L	4-5
4/23/62	vs. East Carolina	L	2-19
4/23/62	at North Carolina	W	9-2
4/24/62	at NC State	W	12-3
4/25/62	at Georgia Southern	W	5-1
5/11/62	Florida Southern	W	9-7
5/12/62	Florida Southern	W	12-11
5/14/62	Georgia Southern	L	2-4
5/15/62	Georgia Southern	W	8-2
5/18/62	at Florida	L	5-9
5/19/62	at Florida	W	6-2
5/31/62	vs. Florida <sup>1</sup>	L	0-1
6/1/62	vs. West Virginia <sup>1</sup>	W	6-5
6/2/62	vs. Florida <sup>1</sup>	W	3-1 (5)
6/4/62	vs. Wake Forest <sup>1</sup>	W	10-8
6/4/62	vs. Wake Forest <sup>1</sup>	W	3-2
6/11/62	vs. Santa Clara <sup>3</sup>	W	5-1
6/12/62	vs. Ithaca <sup>3</sup>	W	5-4
6/13/62	vs. Michigan <sup>3</sup>	L	7-10
6/14/62	vs. Santa Clara <sup>3</sup>	L	6-11

1963	26-13		
3/16/63	Auburn	W	2-1
3/18/63	Auburn	W	8-3
3/21/63	Clemson	W	10-7
3/22/63	Clemson	L	7-12
3/23/63	Clemson	W	12-3
3/23/63	Navy	L	7-8
3/25/63	at Auburn	W	5-1
3/26/63	at Auburn	W	9-7
3/30/63	at Florida Southern	W	6-0
4/1/63	at Miami	W	2-1
4/2/63	at Miami	L	1-4
4/5/63	Furman	W	13-3
4/6/63	Furman	W	9-2

4/9/63	Valdosta State	W	14-0
4/20/63	at Georgia Southern	W	10-8
4/22/63	at North Carolina	W	5-2
4/23/63	at Wake Forest	L	5-7
4/24/63	at NC State	L	7-8 (11)
4/25/63	at Duke	W	6-0
4/26/63	at East Carolina	W	6-1
4/27/63	at Camp Lejeune	L	5-6
5/3/63	at Florida	L	1-3
5/4/63	at Florida	L	3-6
5/13/63	Georgia Southern	W	10-6
5/14/63	Georgia Southern	W	7-0
5/16/63	at Georgia Tech	W	10-5
5/16/63	at Georgia Tech	L	4-5
5/17/63	at Georgia	W	9-6
5/18/63	at Georgia	W	4-3
5/24/63	Florida	W	6-2
5/25/63	Florida	W	5-1
5/25/63	Florida	L	1-3
5/30/63	vs. Auburn <sup>1</sup>	W	4-3
5/30/63	vs. Wake Forest <sup>1</sup>	W	12-4
6/1/63	vs. Wake Forest <sup>1</sup>	L	5-6
6/1/63	vs. Wake Forest <sup>1</sup>	W	11-5
6/10/63	vs. Western Michigan <sup>3</sup>	W	5-2
6/11/63	vs. Arizona <sup>3</sup>	L	3-4 (11)
6/12/63	vs. USC <sup>3</sup>	L	3-4

1964	23-13		
3/16/64	Florida Southern	W	5-2
3/17/64	Florida Southern	L	4-8
3/19/64	Clemson	W	8-5
3/20/64	Clemson	L	5-8
3/21/64	Clemson	W	12-6
3/21/64	Tennessee	W	15-7
3/23/64	Georgia Tech	W	5-0
3/24/64	Georgia Tech	W	3-2
3/25/64	Louisiana Monroe	W	7-4
3/26/64	North Carolina	W	9-0
3/27/64	Mississippi State	W	7-1
3/28/64	Amherst	W	5-0
3/28/64	Duke	W	10-4
3/30/64	North Carolina	W	17-3
3/31/64	Wake Forest	L	4-6
4/1/64	Michigan State	W	10-5
4/2/64	Michigan State	W	7-6
4/3/64	Wake Forest	L	4-7
4/4/64	Wake Forest	W	9-2
4/20/64	at Auburn	L	3-5
4/21/64	at Georgia Tech	W	14-1
4/22/64	at Georgia	L	5-6
4/23/64	at Georgia	W	18-11
4/24/64	at Georgia Southern	L	6-8
4/25/64	at Georgia Southern	W	6-1
5/4/64	Auburn	L	2-4
5/5/64	Auburn	L	5-19
5/11/64	Georgia Southern	W	9-7
5/12/64	Georgia Southern	L	6-9
5/16/64	Jacksonville	W	7-4
5/16/64	Jacksonville	W	3-2
5/22/64	Florida	L	2-6
5/23/64	Florida	W	4-3
5/29/64	at Florida	L	1-2
5/30/64	at Florida	L	1-2
5/30/64	at Florida	W	5-4

1965	32-11-1		
3/12/65	at Miami	W	7-4
3/13/65	at Miami	W	9-4
3/13/65	at Miami	T	9-9
3/15/65	at Florida Southern	W	4-3
3/18/65	Kentucky	W	2-0
3/26/65	vs. Navy	L	0-1
3/26/65	vs. Navy	L	0-1
3/29/65	Michigan State	W	11-8
3/30/65	Duke	W	11-1
3/31/65	Wake Forest	W	8-1
4/1/65	Wake Forest	W	5-3
4/2/65	Michigan State	L	2-4
4/3/65	Duke	W	9-4
4/3/65	Wake Forest	W	11-4
4/5/65	Auburn	W	6-1
4/6/65	Auburn	W	12-0
4/9/65	at Georgia Southern	W	4-2
4/10/65	at Georgia Southern	W	6-3
4/22/65	at Duke	W	11-2
4/23/65	at NC State	L	2-7
4/24/65	at North Carolina	L	1-12
4/26/65	at Clemson	L	8-9
4/27/65	at Clemson	W	13-11
4/27/65	at Clemson	W	16-3
4/30/65	at Pensacola NAS	W	10-1
5/1/65	at Pensacola NAS	W	12-3 (7)
5/7/65	Loyola-New Orleans	W	7-6
5/8/65	Loyola-New Orleans	W	18-14
5/10/65	Georgia Southern	W	10-4
5/11/65	Georgia Southern	W	6-2
5/13/65	Jacksonville	W	8-2
5/21/65	at Florida	L	6-8
5/22/65	at Florida	W	3-2
5/24/65	Pensacola NAS	W	10-2
5/27/65	vs. Mississippi State <sup>1</sup>	L	3-6
5/27/65	vs. Maryland <sup>1</sup>	W	7-3
5/28/65	vs. Mississippi State <sup>1</sup>	W	6-2
5/29/65	vs. Furman <sup>1</sup>	W	2-1
5/29/65	vs. Furman <sup>1</sup>	W	7-5
6/2/65	Florida	W	5-4
6/3/65	Florida	L	10-11
6/7/65	vs. Ohio State <sup>3</sup>	L	1-2
6/8/65	vs. Texas <sup>3</sup>	W	3-2
6/9/65	vs. St. Louis <sup>3</sup>	L	3-5

1966	39-13		
3/14/66	Kentucky	W	9-4
3/15/66	Kentucky	W	19-3
3/16/66	Kentucky	W	7-0
3/17/66	Kentucky	W	20-1
3/18/66	Tennessee	L	7-8
3/19/66	Tennessee	W	8-6
3/21/66	Mississippi State	W	24-2
3/22/66	Auburn	W	6-3
3/23/66	Ole Miss	W	9-8
3/24/66	Ole Miss	W	9-4
3/25/66	Ole Miss	W	11-10
3/26/66	Ole Miss	W	5-3
3/28/66	Michigan State	W	5-0
3/29/66	Michigan State	L	6-7
3/30/66	Wake Forest	W	14-12
3/30/66	Michigan State	W	5-4
3/31/66	Rutgers	W	18-10
4/1/66	vs. Wake Forest	L	3-4
4/1/66	at Auburn	L	2-7
4/2/66	at Auburn	L	2-6
4/4/66	Spring Hill	W	18-3
4/5/66	Spring Hill	W	13-0
4/7/66	North Carolina	W	15-7
4/8/66	North Carolina	L	4-6

# YEAR-BY-YEAR RESULTS

4/8/66	Miami	L	1-6
4/9/66	North Carolina	W	4-1
4/9/66	Miami	W	10-2
4/13/66	Furman	W	15-2
4/23/66	at LSU	L	2-3
4/23/66	at LSU	L	0-1
4/24/66	at Loyola-New Orleans	W	3-0
4/25/66	at Loyola-New Orleans	W	5-0
4/26/66	at Spring Hill	W	3-2
4/27/66	at Spring Hill	W	14-2
4/29/66	at Georgia Southern	W	9-4
4/30/66	at Georgia Southern	W	9-1
5/6/66	at Florida	W	16-4
5/7/66	at Florida	L	0-1
5/9/66	Georgia Southern	W	10-0
5/10/66	Georgia Southern	W	10-9
5/13/66	at Jacksonville	W	15-5
5/19/66	Jacksonville	W	3-1
5/20/66	Florida	W	1-0
5/21/66	Florida	W	4-0
5/23/66	Clemson	W	11-5
5/24/66	Clemson	W	4-3
5/25/66	Clemson	L	3-4
6/2/66	vs. Mississippi State <sup>1</sup>	L	3-4
6/3/66	vs. East Carolina <sup>1</sup>	W	6-3
6/3/66	vs. Mississippi State <sup>1</sup>	W	7-0
6/4/66	vs. North Carolina <sup>1</sup>	W	6-5
6/4/66	vs. North Carolina <sup>1</sup>	L	4-6

## 1967 32-14

3/3/67	at Miami	W	9-4
3/4/67	at Miami	W	6-5
3/6/67	at Tampa	W	14-0
3/20/67	Auburn	L	7-12
3/20/67	Georgia	L	1-2
3/21/67	Springfield College	W	3-1
3/21/67	Auburn	W	1-0
3/22/67	Springfield College	W	6-5
3/22/67	Virginia Tech	W	7-2
3/23/67	Alabama	L	3-4
3/24/67	Penn State	W	9-3
3/25/67	Alabama	W	1-0
3/27/67	Tulane	W	10-6
3/28/67	Penn State	L	6-7
3/28/67	Tulane	W	5-1
3/29/67	William & Mary	W	5-4
3/30/67	Wake Forest	W	5-1
3/30/67	North Carolina	W	5-1
3/31/67	North Carolina	L	1-3
3/31/67	Wake Forest	W	3-2
4/1/67	Wake Forest	L	0-1
4/1/67	North Carolina	W	2-1
4/5/67	Parsons	L	0-10
4/6/67	Parsons	L	4-16
4/7/67	at Auburn	L	2-5
4/8/67	at Auburn	W	9-3
4/21/67	at Tulane	W	8-5
4/22/67	at Tulane	W	7-5
4/23/67	at Loyola-New Orleans	W	5-1
4/24/67	at Loyola-New Orleans	W	5-1
4/28/67	at Georgia Southern	W	7-1
4/29/67	at Georgia Southern	W	5-2
5/5/67	Georgia Southern	W	2-0
5/6/67	Georgia Southern	W	7-0
5/9/67	Tampa ( <i>forfeit</i> )	W	1-0
5/10/67	Tampa ( <i>forfeit</i> )	W	1-0
5/11/67	Jacksonville	W	7-0
5/16/67	at Jacksonville	W	8-1
5/19/67	Florida	W	7-5
5/20/67	Florida	L	2-5
5/26/67	at Florida	W	6-3

5/27/67	at Florida	L	1-2
5/27/67	at Florida	L	1-3
6/2/67	vs. Clemson <sup>1</sup>	W	5-3
6/3/67	vs. Auburn <sup>1</sup>	L	3-13
6/3/67	vs. Clemson <sup>1</sup>	L	4-6

## 1968 35-6

3/8/68	Valdosta Red Sox	W	7-0
3/9/68	Valdosta Red Sox	W	23-3
3/19/68	Georgia	W	2-0
3/20/68	Georgia	L	2-3
3/23/68	Penn State	W	10-5
3/25/68	Springfield College	W	10-9
3/26/68	Penn State	W	7-2
3/27/68	Springfield College	W	18-0
3/27/68	Wake Forest	W	3-0
3/28/68	Wake Forest	W	7-4
3/29/68	Southern Illinois	W	6-0
3/30/68	Southern Illinois	W	8-4
4/1/68	Southern Illinois	W	5-3
4/8/68	Kentucky Wesleyan	W	15-1
4/9/68	Kentucky Wesleyan	W	15-5
4/13/68	Valdosta Red Sox	W	18-3
4/13/68	Valdosta Red Sox	W	3-1
4/19/68	Miami	W	4-1
4/20/68	Miami	W	7-6
4/22/68	Auburn	W	2-1
4/23/68	Auburn	W	7-3
4/26/68	Loyola-New Orleans	W	5-1
4/27/68	Loyola-New Orleans	W	4-1
5/3/68	at Georgia Southern	W	12-6
5/4/68	at Georgia Southern	W	4-1
5/7/68	at Florida	L	2-3
5/8/68	at Florida	L	2-3
5/10/68	Georgia Southern	W	10-2
5/11/68	Georgia Southern	W	9-4
5/13/68	at Auburn	W	3-2
5/14/68	at Auburn	L	1-18
5/15/68	Jacksonville	W	4-0
5/16/68	Jacksonville	W	9-4
5/24/68	Florida	W	1-0
5/25/68	Florida	W	5-0
5/25/68	Florida	W	5-0
5/30/68	vs. East Carolina <sup>1</sup>	L	1-2
5/31/68	vs. Alabama <sup>1</sup>	W	6-1
6/1/68	vs. East Carolina <sup>1</sup>	W	3-2
6/1/68	vs. NC State <sup>1</sup>	W	15-12
6/3/68	vs. NC State <sup>1</sup>	L	1-4

## 1969 38-13-1

3/6/69	at Florida Southern	T	5-5 (7)
3/7/69	at Miami	W	6-2
3/8/69	at Miami	W	5-0
3/9/69	at St. Leo	L	2-3
3/14/69	Auburn	L	0-1
3/15/69	Auburn	W	6-1
3/21/69	at Loyola-New Orleans	L	3-5
3/22/69	at Loyola-New Orleans	W	2-0
3/24/69	at Tulane	W	5-0
3/24/69	at Tulane	L	0-1
3/25/69	Penn State	W	4-3
3/26/69	Penn State	W	8-1
3/27/69	Penn State	W	6-0
3/28/69	Penn State	W	8-4
3/28/69	Southern Illinois	L	0-1
3/29/69	Southern Illinois	W	3-1
3/29/69	Southern Illinois	W	5-4
4/2/69	Belmont Abbey	W	10-9
4/2/69	Wake Forest	W	9-4
4/3/69	Wake Forest	W	16-6
4/3/69	Belmont Abbey	W	8-4

4/4/69	Wake Forest	W	16-14
4/4/69	South Carolina	W	4-3
4/5/69	Wake Forest	W	10-1
4/7/69	Furman	W	8-2
4/8/69	Furman	W	7-2
4/9/69	Kentucky Wesleyan	W	18-1
4/10/69	Kentucky Wesleyan	W	17-0
4/11/69	USF	W	7-3
4/12/69	USF	W	5-2
4/19/69	at Clemson	W	6-2
4/19/69	at Clemson	W	3-1
4/21/69	at Georgia	W	5-0
4/22/69	at Georgia	W	12-3
4/24/69	St. Leo	W	6-2
4/28/69	Florida	W	3-1
4/29/69	Florida	L	4-9
4/30/69	Georgia Southern	L	2-3
5/1/69	Georgia Southern	W	9-5
5/3/69	Georgia Tech	W	2-1
5/3/69	Georgia Tech	L	5-8
5/7/69	at Jacksonville	W	7-5
5/8/69	at Jacksonville	L	2-4
5/9/69	at Georgia Southern	W	8-1
5/10/69	at Georgia Southern	L	3-4
5/17/69	South Alabama	W	5-4
5/17/69	South Alabama	W	4-0
5/19/69	at Auburn	L	4-7
5/20/69	at Auburn	W	6-3
5/23/69	at Florida	L	0-8
5/24/69	at Florida	L	1-3
5/24/69	at Florida	W	3-1

## 1970 49-9-1

3/5/70	Union	W	5-1
3/5/70	Union	W	6-2
3/13/70	St. Leo	W	6-1
3/14/70	St. Leo	W	5-4
3/20/70	at Florida Southern	W	1-0
3/21/70	at Miami	W	10-1
3/22/70	vs. Michigan State	L	5-6
3/22/70	at Miami	W	8-3
3/24/70	at Stetson	W	1-0
3/25/70	Bowling Green State	W	17-8
3/25/70	New York	W	6-1
3/26/70	Rider	W	8-1
3/27/70	New York	W	4-2
3/27/70	Southern Illinois	W	6-1
3/30/70	North Carolina	W	15-6
3/30/70	North Carolina	W	5-4
3/31/70	North Carolina	W	3-2
4/1/70	Illinois	W	5-4
4/2/70	Maryland	W	6-2
4/2/70	Holy Cross	W	11-4
4/3/70	Illinois	W	10-0
4/4/70	Holy Cross	W	3-0
4/4/70	Maryland	W	4-3
4/6/70	Auburn	W	10-4
4/7/70	Auburn	L	3-5
4/10/70	at South Alabama	W	8-4
4/11/70	at South Alabama	W	4-0
4/11/70	at South Alabama	W	11-0
4/17/70	at USF	W	7-0
4/18/70	at USF	W	8-0
4/19/70	at St. Leo	W	8-3
4/23/70	Florida Southern	W	7-6
4/24/70	South Alabama	W	9-0
4/25/70	South Alabama	L	3-5
4/25/70	South Alabama	T	2-2
5/1/70	Georgia Southern	W	12-5
5/2/70	Georgia Southern	W	8-4
5/4/70	Jacksonville	W	4-1

5/5/70	Jacksonville	W	9-2
5/8/70	Miami	W	11-4
5/9/70	Miami	W	6-2
5/12/70	at Florida	L	1-3
5/13/70	at Florida	L	4-5
5/15/70	at Georgia Southern	W	8-3
5/16/70	at Georgia Southern	L	1-2
5/18/70	at Auburn	W	5-0
5/19/70	at Auburn	W	7-6
5/22/70	Florida	L	3-4
5/23/70	Florida	W	1-0
5/23/70	Florida	W	9-4
5/28/70	vs. East Carolina <sup>1</sup>	W	2-0
5/29/70	vs. Maryland <sup>1</sup>	W	10-1
5/30/70	vs. Mississippi State <sup>1</sup>	W	5-4
6/13/70	vs. Arizona <sup>3</sup>	W	4-0
6/14/70	vs. Dartmouth <sup>3</sup>	W	6-0
6/15/70	vs. Texas <sup>3</sup>	L	1-5
6/16/70	vs. Ohio <sup>3</sup>	W	2-0
6/17/70	vs. Texas <sup>3</sup>	W	11-2
6/18/70	vs. USC <sup>3</sup>	L	1-2 (15)

## 1971 41-17

3/2/71	Valdosta State	W	13-1
3/3/71	Union	W	5-0
3/3/71	Union	W	14-0
3/4/71	Union	W	7-6
3/5/71	St. Leo	W	9-8
3/6/71	St. Leo	W	7-6
3/11/71	Lafayette	W	3-0
3/12/71	Lafayette	W	1-0
3/13/71	Lafayette	W	2-1
3/20/71	at Miami	W	5-4
3/21/71	at Miami	L	4-5
3/22/71	vs. Ohio State	L	1-9
3/23/71	vs. Michigan State	W	9-5
3/24/71	at St. Leo	W	14-2
3/25/71	Western Michigan	L	5-7
3/26/71	Florida A&M	W	2-1
3/27/71	Florida A&M	W	21-1
3/28/71	Western Michigan	W	7-5
3/28/71	Western Michigan	L	1-5
3/28/71	Florida A&M	W	7-1
3/31/71	Brown	L	0-2
4/1/71	Brown	W	5-1
4/1/71	Brown	W	3-1
4/2/71	Brown	W	12-1
4/3/71	Brown	W	4-1
4/3/71	Brown	W	6-1
4/6/71	at Jacksonville	L	4-13
4/7/71	at Jacksonville	W	8-6
4/8/71	Northern Illinois	W	7-1
4/9/71	Miami	W	7-5
4/10/71	Miami	L	4-7
4/12/71	Auburn	W	13-8
4/13/71	Auburn	L	8-11
4/14/71	at Valdosta State	W	17-3
4/17/71	at Clemson	L	0-11
4/17/71	at Clemson	L	7-12
4/18/71	at Clemson	L	2-3
4/19/71	at Georgia	W	6-0
4/19/71	at Georgia	L	2-4
4/19/71	South Alabama	W	9-7
4/24/71	South Alabama	L	4-5
4/25/71	South Alabama	W	9-4
4/26/71	USF	W	10-6
4/27/71	USF	W	4-3
4/30/71	Stetson	W	2-0
5/1/71	Stetson	W	1-0
5/1/71	Georgia Southern	L	1-2
5/2/71	Georgia Southern	W	6-1



# YEAR-BY-YEAR RESULTS

5/9/71	at South Alabama	W	7-3
5/9/71	at South Alabama	L	2-3
5/14/71	at Georgia Southern	W	1-0
5/17/71	at Auburn	W	9-4
5/18/71	at Auburn	W	6-5
5/21/71	at Florida	W	7-2
5/22/71	at Florida	W	2-0
5/22/71	at Florida	L	3-4
5/28/71	Florida	L	1-4
5/29/71	Florida	W	7-0

### 1972 45-23

3/2/72	at Stetson	W	6-3
3/3/72	at Stetson	W	7-1
3/4/72	at Rollins	W	2-0
3/5/72	at Rollins	W	11-6
3/6/72	St. Joseph's	W	14-1
3/7/72	St. Joseph's	W	12-6
3/8/72	St. Joseph's	W	8-1
3/10/72	Clemson	W	11-7
3/11/72	Clemson	W	6-3
3/12/72	Clemson	W	20-3
3/18/72	at Florida Southern	W	11-4
3/20/72	at Miami	W	7-4
3/21/72	at USF	L	3-4
3/22/72	at USF	W	6-2
3/23/72	at St. Leo	W	8-7
3/24/72	Auburn	L	3-9
3/25/72	Auburn	W	16-13
3/25/72	Vanderbilt	L	1-11
3/26/72	Vanderbilt	W	4-3
3/27/72	Vanderbilt	W	19-4
3/31/72	Western Michigan	W	6-1
3/31/72	Florida Southern	L	2-4
4/1/72	Western Michigan	L	7-8
4/1/72	Western Michigan	L	4-7
4/2/72	Western Michigan	W	8-1
4/4/72	Virginia	W	8-6
4/5/72	Virginia	W	14-7
4/6/72	at Valdosta State	L	2-14
4/7/72	at Jacksonville	L	4-7
4/8/72	at Jacksonville	L	3-4
4/9/72	at Georgia Southern	W	7-3
4/10/72	at Georgia Southern	L	6-7
4/13/72	Florida A&M	W	12-10
4/14/72	St. Leo	W	12-10
4/15/72	St. Leo	W	15-1
4/19/72	Florida A&M	W	9-2
4/22/72	South Alabama	L	2-9
4/22/72	South Alabama	L	2-5
4/23/72	South Alabama	L	4-6
4/26/72	Chicago State	W	10-5
4/27/72	Chicago State	W	12-0
4/27/72	Chicago State	W	11-2
4/29/72	Georgia Tech	W	4-2
4/30/72	Georgia Tech	W	8-3
5/2/72	at Florida A&M	W	12-4
5/3/72	at Florida A&M	W	13-7
5/4/72	Jacksonville	L	1-3
5/5/72	Jacksonville	W	6-5
5/6/72	Georgia Southern	L	3-4
5/6/72	Georgia Southern	W	5-2
5/7/72	Georgia Southern	W	12-10
5/9/72	Valdosta State	W	3-2
5/10/72	Miami	L	4-5
5/10/72	Miami	L	3-4
5/11/72	Miami	W	4-3
5/13/72	at South Alabama	W	6-4
5/13/72	at South Alabama	W	3-1
5/14/72	at South Alabama	L	0-10
5/15/72	at Auburn	L	3-9

5/16/72	at Auburn	W	7-4
5/19/72	at Florida	L	1-3
5/20/72	at Florida	L	1-3
5/26/72	Florida	W	8-1
5/27/72	Florida	W	4-2
5/27/72	Florida	W	9-4
6/1/72	vs. South Alabama <sup>1</sup>	L	5-6
6/2/72	vs. Richmond <sup>1</sup>	W	10-5
6/3/72	vs. Ole Miss <sup>1</sup>	L	3-8

### 1973 38-21

2/16/73	at Miami	L	1-5
2/17/73	at Florida International	W	7-4
3/1/73	at USF	W	11-5
3/2/73	at USF	L	7-8
3/3/73	at Tampa	W	6-2
3/4/73	at Tampa	W	4-0
3/10/73	St. Joseph's	W	9-0
3/11/73	St. Joseph's	W	9-4
3/14/73	Jacksonville State	W	13-5
3/15/73	Marietta	L	5-7
3/24/73	at Miami	W	7-6
3/25/73	at Miami	W	8-2
3/26/73	at Florida Southern	L	2-3
3/27/73	at St. Leo	W	7-4
3/28/73	at Valdosta State	W	3-2
4/1/73	Fairleigh Dickinson	W	5-0
4/1/73	Fairleigh Dickinson	W	2-1
4/5/73	Rollins	W	12-0
4/6/73	Rollins	W	5-0
4/8/73	South Alabama	L	3-11
4/8/73	South Alabama	W	4-3
4/9/73	Auburn	L	2-4
4/10/73	Auburn	L	2-4
4/11/73	Cumberland	W	3-0
4/12/73	Cumberland	W	9-0
4/13/73	St. Leo	W	3-0
4/14/73	St. Leo	W	11-0
4/15/73	Tampa	W	10-2
4/16/73	Tampa	W	8-4
4/17/73	Valdosta State	W	9-8
4/18/73	Miami	L	1-10
4/20/73	Miami	W	4-1
4/21/73	at Georgia Southern	L	0-7
4/21/73	at Georgia Southern	W	13-8
4/22/73	at Georgia Southern	L	3-7
4/23/73	at Florida A&M	W	14-6
4/26/73	at Clemson	L	1-2
4/26/73	at Clemson	W	2-1
4/27/73	at Clemson	W	9-1
4/28/73	at Georgia Tech	L	0-1
4/29/73	at Georgia Tech	L	2-3
4/30/73	Jacksonville	L	6-12
4/30/73	Jacksonville	W	7-4
5/1/73	Jacksonville	W	6-5
5/5/73	Georgia Southern	L	4-5
5/6/73	Georgia Southern	W	4-1
5/7/73	Florida A&M	W	8-1
5/12/73	at South Alabama	L	5-8
5/12/73	at South Alabama	L	3-4
5/13/73	at South Alabama	L	2-3
5/14/73	at Auburn	W	4-2
5/15/73	at Auburn	W	8-4
5/17/73	Stetson	L	6-7
5/18/73	Stetson	L	4-5
5/19/73	Florida	W	3-0
5/20/73	Florida	W	9-5
5/25/73	at Florida	W	8-7
5/26/73	at Florida	L	0-4
5/26/73	at Florida	W	8-0

### 1974 37-25-1

2/27/74	at Jacksonville	L	0-2
2/27/74	at Jacksonville	W	5-4
2/28/74	at Jacksonville	W	3-2
3/2/74	Troy	W	11-2
3/2/74	Troy	W	9-2
3/5/74	UNC-Wilmington	W	5-4
3/6/74	UNC-Wilmington	W	15-5
3/7/74	UNC-Wilmington	W	10-4
3/8/74	Clemson	W	6-3
3/9/74	Clemson	L	5-7
3/10/74	Clemson	W	5-3
3/16/74	at Miami	L	2-3
3/17/74	at Miami	L	3-4
3/18/74	at Florida International	W	5-2
3/19/74	at Florida Southern	W	9-7
3/20/74	at Tampa	L	5-6
3/21/74	at Tampa	W	9-5
3/22/74	Tennessee	L	4-7
3/23/74	Tennessee	L	0-2
3/24/74	Ohio	L	3-6
3/26/74	South Carolina	L	1-4
3/26/74	South Carolina	L	0-1
3/27/74	Rider	W	6-1
3/29/74	Western Michigan	L	3-7
3/29/74	Western Michigan	L	2-4
3/30/74	at Valdosta State	W	6-3
4/2/74	Columbus State	W	3-0
4/5/74	Niagara	W	4-2
4/6/74	Lewis	L	11-12
4/7/74	Lewis	L	0-4
4/7/74	Lewis	L	5-7
4/9/74	Mercer-Atlanta	W	3-1
4/9/74	Mercer-Atlanta	W	14-2
4/10/74	Tampa	W	7-4
4/11/74	Tampa	W	11-1
4/12/74	Mercer	W	5-0
4/13/74	Mercer	W	13-11
4/15/74	Florida International	W	2-0
4/15/74	Florida International	L	4-5
4/18/74	Miami	W	2-1
4/18/74	Miami	W	7-4
4/19/74	Miami	L	3-17
4/20/74	at Georgia Southern	L	3-13
4/21/74	at Georgia Southern	W	4-2
4/22/74	Florida Southern	L	2-4
4/24/74	Valdosta State	L	1-15
4/26/74	USF	W	2-1
4/27/74	USF	W	9-8
4/29/74	Auburn	W	11-1
4/30/74	Auburn	L	3-6
5/4/74	Georgia Southern	W	7-6
5/5/74	Georgia Southern	W	6-1
5/5/74	Georgia Southern	W	3-2
5/12/74	at Columbus State	W	7-2
5/13/74	at Auburn	L	4-5
5/14/74	at Auburn	L	1-7
5/15/74	Jacksonville	W	9-2
5/16/74	Jacksonville	W	8-6
5/17/74	Florida	T	0-0
5/18/74	Florida	L	2-6
5/18/74	Florida	W	4-3
5/19/74	at Florida	L	4-5
5/20/74	at Florida	W	4-3

### 1975 49-10

2/26/75	at St. Leo	W	1-0
2/26/75	at St. Leo	W	10-4
3/1/75	Florida	W	14-0
3/2/75	Florida	W	6-4
3/6/75	Jacksonville	W	6-4
3/6/75	Jacksonville	W	12-3
3/7/75	Jacksonville	W	8-0
3/8/75	Valdosta State	W	9-0
3/9/75	at Valdosta State	W	8-3
3/12/75	Mercer	W	4-0
3/13/75	Mercer	W	5-0
3/15/75	Florida International	W	7-5
3/20/75	St. Leo	W	4-0
3/20/75	St. Leo	W	7-2
3/22/75	at Florida International	W	12-4
3/23/75	vs. Michigan State	L	3-4
3/24/75	vs. Army	W	7-4
3/24/75	vs. Michigan State	W	11-3
3/25/75	at Miami	W	3-0
3/26/75	at Miami	L	0-2
3/26/75	at Miami	W	10-7
3/28/75	Niagara	W	16-1
3/29/75	Tampa	W	4-3
3/29/75	Tampa	W	10-2
3/31/75	Niagara	W	7-2
3/31/75	Niagara	W	10-4
4/2/75	Columbus State	W	10-2
4/4/75	Miami	W	8-0
4/5/75	Miami	W	5-2
4/8/75	South Alabama	W	4-2
4/8/75	South Alabama	L	4-8
4/9/75	South Alabama	W	5-4
4/12/75	Georgia Tech	W	11-0
4/13/75	Georgia Tech	W	9-3
4/15/75	Auburn	W	3-1
4/16/75	Auburn	W	4-0
4/17/75	Stetson	W	6-2
4/18/75	Stetson	W	5-3
4/22/75	at Jacksonville	W	4-0
4/23/75	at Jacksonville	L	1-2
4/25/75	at Mercer	L	2-5
4/26/75	at Mercer	W	5-0
4/29/75	at Florida	W	9-5
4/29/75	at Florida	L	5-8
4/30/75	at Florida	W	8-7
5/2/75	Georgia Southern	W	8-2
5/3/75	Georgia Southern	W	6-0
5/4/75	at Georgia Southern	W	10-5
5/4/75	at Georgia Southern	W	6-3
5/5/75	at Georgia Southern	L	7-8
5/7/75	at South Alabama	W	7-1
5/11/75	at Columbus State	W	6-4
5/12/75	at Auburn	W	4-1
5/12/75	at Auburn	L	3-4
5/23/75	vs. Miami <sup>1</sup>	W	1-0
5/24/75	vs. LSU <sup>1</sup>	W	4-2
5/25/75	vs. Miami <sup>1</sup>	W	6-5
6/7/75	vs. Eastern Michigan <sup>3</sup>	L	1-2
6/8/75	vs. Seton Hall <sup>3</sup>	L	0-11

### 1976 40-16

2/22/76	at St. Thomas	W	9-4
2/22/76	at St. Thomas	W	8-5
2/23/76	at Miami	W	5-1
2/28/76	Louisiana	W	3-2
2/29/76	Louisiana	W	13-10
3/3/76	Columbus State	W	5-4
3/4/76	Georgia SW State	W	20-1
3/4/76	Georgia SW State	W	12-0
3/6/76	at Georgia SW State	L	7-9



# YEAR-BY-YEAR RESULTS

3/6/76	at Georgia SW State	W	10-4
3/9/76	St. Thomas	W	10-7
3/10/76	St. Thomas	W	17-6
3/18/76	Howard	L	1-6
3/18/76	Howard	W	9-1
3/20/76	Valdosta State	W	9-0
3/20/76	St. Leo	W	8-0
3/21/76	St. Leo	W	7-1
3/23/76	Stetson	W	8-0
3/23/76	Stetson	W	10-4
3/24/76	Jacksonville	W	21-5
3/24/76	Jacksonville	W	6-5
3/26/76	Otterbein	W	12-2
3/26/76	Otterbein	W	10-3
3/28/76	at Valdosta State	W	6-2
3/29/76	at Stetson	L	10-11
3/30/76	at Stetson	L	5-9
4/3/76	at Georgia Southern	W	10-3
4/4/76	at Georgia Southern	L	4-6
4/8/76	at Jacksonville	W	6-1
4/9/76	at Jacksonville	L	2-6
4/10/76	Mercer	L	12-14
4/10/76	Mercer	W	8-2
4/11/76	USF	W	4-0
4/11/76	USF	W	6-1
4/12/76	Florida	W	8-2
4/13/76	Florida	W	3-1
4/14/76	Niagara	W	4-3
4/14/76	Niagara	W	13-4
4/15/76	Niagara	W	15-4
4/17/76	at South Alabama	W	9-4
4/17/76	at South Alabama	L	0-1
4/18/76	at South Alabama	L	2-3
4/20/76	at Florida	W	8-5
4/21/76	at Florida	W	11-3
4/24/76	South Alabama	W	21-6
5/2/76	at Georgia Tech	W	18-6
5/2/76	at Georgia Tech	L	3-4
5/5/76	Miami	L	1-6
5/6/76	Miami	L	7-9
5/6/76	Miami	W	20-4
5/8/76	Georgia Southern	L	5-11
5/9/76	Georgia Southern	W	5-2
5/9/76	Georgia Southern	L	3-4
5/21/76	Jacksonville <sup>1</sup>	W	6-1
5/24/76	Auburn <sup>1</sup>	L	1-2
5/24/76	Jacksonville <sup>1</sup>	L	7-9

## 1977 37-13

2/26/77	St. Leo	W	9-2
3/1/77	Jacksonville	W	12-1
3/2/77	Jacksonville	W	4-0
3/7/77	Florida	L	3-8
3/7/77	Florida	L	1-2
3/13/77	at Valdosta State	W	14-5
3/17/77	Kentucky	L	0-14
3/17/77	Kentucky	W	6-4
3/18/77	Marietta	W	8-0
3/19/77	Olivet	W	23-0
3/19/77	Olivet	W	16-1
3/20/77	North Central	W	11-5
3/20/77	North Central	W	11-3
3/21/77	North Central	W	14-3
3/22/77	at Jacksonville	W	9-5
3/23/77	at Jacksonville	L	8-10
3/26/77	at Georgia Southern	L	2-3
3/26/77	at Georgia Southern	W	6-0
3/27/77	at Georgia Southern	W	6-3
3/29/77	Troy	W	8-0
3/30/77	Troy	W	6-2
4/3/77	vs. UNLV	W	4-3

4/3/77	vs. USC	L	5-16
4/4/77	at Hawaii	L	4-5
4/5/77	vs. Nebraska-Kearney	W	13-9
4/6/77	vs. USC	W	3-2
4/7/77	vs. UNLV	W	4-2
4/8/77	vs. Nebraska-Kearney	W	11-1
4/8/77	at Hawaii	W	5-2
4/12/77	Valdosta State	W	9-3
4/15/77	St. Leo	W	9-5
4/15/77	St. Leo	W	9-1
4/16/77	at Florida	L	3-7
4/17/77	at Florida	W	8-7
4/19/77	Miami	W	14-10
4/20/77	Miami	L	4-10
4/23/77	at USF	W	5-0
4/24/77	at USF	W	8-6
4/25/77	at Miami	L	10-12
4/26/77	at Miami	L	3-12
4/26/77	at Miami	L	2-10
4/30/77	at Mercer	W	6-4
5/4/77	Mercer	W	9-1
5/7/77	Georgia Southern	W	4-3
5/8/77	Georgia Southern	W	10-9
5/13/77	vs. Tulane <sup>d</sup>	W	12-4
5/13/77	vs. Louisville <sup>d</sup>	W	5-2
5/14/77	at Memphis <sup>d</sup>	W	10-2
5/15/77	vs. Tulane <sup>d</sup>	L	3-4
5/15/77	vs. Tulane <sup>d</sup>	W	11-1

## 1978 44-18 (5-2 METRO)

3/3/78	Tulane	W	6-1
3/3/78	Tulane	L	3-8
3/4/78	USF	W	7-4
3/5/78	USF	W	2-0
3/6/78	Rose-Hulman Tech	W	17-0
3/6/78	Rose-Hulman Tech	W	6-5
3/7/78	Rose-Hulman Tech	W	7-3
3/7/78	Rose-Hulman Tech	W	13-1
3/10/78	East Tennessee State	W	14-1
3/10/78	East Tennessee State	W	7-4
3/11/78	St. Leo	W	11-6
3/12/78	St. Leo	W	7-3
3/16/78	Morehead State	W	16-4
3/16/78	Morehead State	W	3-2
3/17/78	Western Kentucky	W	13-4
3/17/78	Western Kentucky	W	16-3
3/18/78	Ohio State	W	3-2
3/19/78	Ohio State	W	24-13
3/19/78	Cincinnati	W	11-5
3/20/78	Cincinnati	W	19-8
3/21/78	Ohio State	W	7-4
3/21/78	Cincinnati	W	10-6
3/25/78	at Tulane	L	0-4
3/25/78	at Tulane	W	3-0
3/26/78	at South Alabama	L	5-16
3/26/78	at South Alabama	L	2-9
3/29/78	Oakland	W	15-6
3/29/78	Oakland	W	6-2
3/31/78	at USF	W	5-1
4/1/78	at USF	W	8-3
4/2/78	at St. Leo	W	8-4
4/2/78	at St. Leo	L	3-4
4/4/78	South Alabama	W	5-4
4/4/78	South Alabama	W	7-3
4/8/78	at Jacksonville	L	3-4
4/9/78	at Jacksonville	W	11-5
4/11/78	Jacksonville	W	11-9
4/12/78	Jacksonville	W	11-6
4/15/78	at Georgia Southern	W	1-0
4/16/78	at Georgia Southern	L	3-4
4/17/78	Valdosta State	W	10-7

4/20/78	at UNLV	L	4-16
4/21/78	at UNLV	L	1-3
4/22/78	at UNLV	L	6-9
4/23/78	at UNLV	L	6-13
4/26/78	Florida	W	5-1
4/27/78	Florida	W	9-8
4/30/78	Valdosta State	W	13-5
5/2/78	at Florida	W	7-1
5/2/78	at Florida	L	4-5
5/3/78	Mercer	W	12-11
5/6/78	Georgia Southern	W	9-3
5/7/78	Georgia Southern	L	2-4
5/7/78	Georgia Southern	L	4-7
5/11/78	Georgia Tech <sup>d</sup>	W	4-3
5/12/78	Louisville <sup>d</sup>	L	3-4
5/12/78	Tulane <sup>d</sup>	W	3-2
5/13/78	Georgia Tech <sup>d</sup>	W	8-4
5/13/78	Louisville <sup>d</sup>	W	7-5
5/14/78	Memphis <sup>d</sup>	L	9-10
5/19/78	vs. Marshall <sup>l</sup>	L	0-4
5/20/78	at Miami <sup>l</sup>	L	2-7

## 1979 43-17-1 (2-0 METRO)

2/28/79	Troy	W	6-4
2/28/79	Troy	W	12-0
3/3/79	Mercer	W	7-5
3/4/79	at Valdosta State	L	0-2
3/6/79	Valdosta State	L	12-14
3/6/79	Valdosta State	W	6-0
3/8/79	at Florida	W	4-3
3/9/79	at Florida	L	3-16
3/10/79	St. Leo	W	18-2
3/11/79	St. Leo	W	5-2
3/13/79	St. Francis (IL)	W	4-1
3/13/79	St. Francis (IL)	L	2-5
3/14/79	Tulane	W	7-3
3/14/79	Tulane	W	9-2
3/15/79	St. Francis (IL)	W	14-5
3/15/79	St. Francis (IL)	W	8-1
3/16/79	Austin Peay State	W	4-2
3/16/79	Austin Peay State	W	12-0
3/17/79	Western Kentucky	W	14-4
3/17/79	Jacksonville	W	8-3
3/18/79	Jacksonville	W	21-8
3/19/79	Mercer	W	4-2
3/20/79	at USF	W	6-4
3/21/79	at USF	W	12-4
3/22/79	Tennessee-Martin	W	4-1
3/22/79	Tennessee-Martin	W	10-4
3/24/79	Wright State	W	12-0
3/24/79	Wright State	W	13-6
3/26/79	Stetson	L	9-14
3/28/79	Oakland	W	13-4
3/28/79	Oakland	W	13-6
3/30/79	at Miami	L	3-4
3/31/79	at Miami	L	3-5
4/1/79	at St. Leo	W	11-5
4/1/79	at St. Leo	L	1-5
4/5/79	Florida A&M	W	13-1
4/8/79	Florida	W	12-7
4/11/79	Miami	W	9-2
4/12/79	Miami	W	3-2
4/14/79	at Georgia Southern	W	6-4
4/15/79	at Georgia Southern	L	4-7
4/15/79	at Georgia Southern	W	5-4
4/18/79	at Jacksonville	W	3-0
4/19/79	at Jacksonville	L	9-10
4/21/79	USF	W	3-1
4/22/79	USF	W	10-1
4/23/79	at Valdosta State	T	14-14
4/26/79	Florida A&M	W	20-4

4/27/79	at Mercer	L	2-4
4/28/79	at Georgia Tech	W	5-2
4/29/79	at Georgia Tech	W	11-4
5/2/79	Florida A&M	W	9-1
5/4/79	Florida	W	20-7
5/5/79	Georgia Southern	L	3-8
5/6/79	Georgia Southern	L	1-8
5/11/79	Cincinnati <sup>d</sup>	W	13-3
5/12/79	Tulane <sup>d</sup>	L	5-10
5/12/79	Memphis <sup>d</sup>	W	11-1
5/13/79	Tulane <sup>d</sup>	L	2-5
5/25/79	Florida <sup>1</sup>	L	5-9
5/26/79	Delaware <sup>1</sup>	L	6-7

## 1980 51-12 (0-1 METRO)

2/22/80	at Miami	L	0-10
2/23/80	at Miami	L	3-4
2/24/80	at Miami	W	9-8
2/27/80	Troy	W	5-3
2/27/80	Troy	W	11-9
3/3/80	Lenoir-Rhyne	W	10-3
3/4/80	at Jacksonville	W	8-4
3/5/80	at Jacksonville	W	17-8
3/5/80	at Jacksonville	W	16-3
3/8/80	Florida	L	6-21
3/11/80	Wingate	W	6-0
3/11/80	Wingate	W	5-4
3/13/80	Missouri S&T	W	18-3
3/13/80	Missouri S&T	W	13-0
3/16/80	Brooklyn College	W	23-5
3/17/80	Northern Kentucky	W	2-0
3/18/80	Mercer	W	9-7
3/19/80	Monmouth	W	27-2
3/21/80	Otterbein	W	18-3
3/21/80	Otterbein	W	15-6
3/22/80	Wright State	W	12-0
3/22/80	Wright State	L	2-6
3/24/80	at Tulane	L	2-3
3/27/80	Eastern Illinois	W	10-9
3/29/80	Dayton	W	28-2
3/31/80	at Mercer	W	7-4
4/5/80	Jacksonville	W	7-6
4/5/80	Jacksonville	W	15-3
4/6/80	Jacksonville	W	5-1
4/7/80	at Valdosta State	W	15-9
4/9/80	Auburn	W	21-7
4/9/80	Auburn	W	2-0
4/11/80	at USF	W	12-0
4/12/80	at USF	W	3-1
4/12/80	at USF	W	14-3
4/15/80	at Florida	W	2-1
4/16/80	at Florida	W	15-2
4/20/80	Flagler	W	12-1
4/22/80	at Auburn	W	9-5
4/23/80	at Auburn	W	4-2
4/25/80	USF	W	10-4
4/26/80	USF	W	17-0
4/26/80	USF	W	5-4
4/29/80	at Troy	L	3-5
4/29/80	at Troy	W	12-3
4/30/80	Valdosta State	W	11-4
5/3/80	Miami	L	6-10
5/4/80	Miami	W	7-5
5/5/80	Miami	L	5-7
5/9/80	Virginia Tech <sup>d</sup>	L	4-12
5/9/80	Louisville <sup>d</sup>	W	13-1
5/10/80	Tulane <sup>d</sup>	W	12-5
5/10/80	Virginia Tech <sup>d</sup>	W	13-6
5/11/80	Memphis <sup>d</sup>	W	14-11
5/11/80	Memphis <sup>d</sup>	W	11-7
5/13/80	at Georgia Southern	W	5-3

# YEAR-BY-YEAR RESULTS

5/14/80	at Georgia Southern	W	13-11
5/14/80	at Georgia Southern	L	3-8
5/22/80	New Orleans <sup>1</sup>	W	10-8
5/24/80	Western Kentucky <sup>1</sup>	W	19-7
5/25/80	Western Kentucky <sup>1</sup>	W	10-5
5/30/80	vs. Hawaii <sup>3</sup>	L	6-7
5/31/80	vs. Arizona <sup>3</sup>	L	3-5

## 1981 56-23 (4-3 METRO)

2/21/81	Georgia Southern	L	2-3
2/21/81	Georgia Southern	L	2-5
2/22/81	Georgia Southern	W	14-6
2/26/81	Georgia State	W	19-3
2/26/81	Georgia State	W	8-7
2/27/81	Georgia State	W	19-2
2/28/81	Clemson	W	9-8
3/1/81	Clemson	W	11-7
3/3/81	at Jacksonville	W	17-5
3/4/81	at Jacksonville	L	9-10
3/6/81	at Miami	L	3-4
3/7/81	at Miami	L	8-10
3/8/81	at Miami	L	4-19
3/10/81	Mercer	W	6-5
3/11/81	at Mercer	L	3-4
3/13/81	at Florida	W	3-1
3/14/81	at Florida	L	5-17
3/15/81	Wingate	W	15-6
3/15/81	Louisville	W	10-1
3/16/81	Ripon	W	7-1
3/16/81	Ripon	W	12-1
3/17/81	Wingate	W	4-2
3/17/81	Wingate	W	6-2
3/18/81	Campbellsville	W	19-4
3/19/81	Otterbein	W	11-8
3/19/81	Otterbein	W	9-4
3/20/81	South Carolina	W	9-8
3/21/81	South Carolina	L	5-8
3/22/81	South Carolina	W	12-6
3/23/81	Jackson State	W	12-11
3/24/81	Cleveland State	W	10-3
3/25/81	at Georgia	W	8-3
3/26/81	at Georgia	L	2-4
3/27/81	at Georgia State	W	15-5
3/28/81	at Georgia State	W	16-8
3/29/81	at Georgia State	L	1-3
4/1/81	Florida	W	14-10
4/2/81	Florida	L	9-12
4/4/81	at Tulane	W	15-9
4/4/81	at Tulane	L	3-11
4/5/81	at Tulane	L	4-15
4/7/81	Jacksonville	W	8-7
4/7/81	Jacksonville	W	7-0
4/9/81	Flagler	L	3-4
4/9/81	Flagler	W	12-4
4/11/81	Memphis	L	4-6
4/11/81	Memphis	W	8-4
4/12/81	Memphis	W	7-6
4/15/81	West Florida	W	6-1
4/15/81	West Florida	W	3-2
4/17/81	at South Carolina	W	7-5
4/19/81	at South Carolina	L	3-9
4/22/81	at USF	L	0-2
4/22/81	at USF	W	7-3
4/23/81	at USF	W	7-6
4/25/81	USF	W	8-2
4/25/81	USF	W	8-0
4/26/81	USF	W	14-5
4/27/81	Valdosta State	W	14-6
4/28/81	at Auburn	W	7-1
4/29/81	at Auburn	W	4-3
5/2/81	Miami	L	2-3

5/3/81	Miami	W	5-4
5/4/81	Miami	L	3-4
5/7/81	Auburn	W	7-5
5/7/81	Auburn	W	11-3
5/8/81	at Georgia Southern	W	2-1
5/9/81	at Georgia Southern	W	6-1
5/10/81	at Valdosta State	W	5-3
5/14/81	St. Louis <sup>4</sup>	W	15-3
5/15/81	Memphis <sup>4</sup>	W	5-0
5/16/81	Tulane <sup>4</sup>	L	2-6
5/16/81	Memphis <sup>4</sup>	W	7-3
5/17/81	Tulane <sup>4</sup>	W	22-4
5/17/81	Tulane <sup>4</sup>	W	15-5
5/21/81	vs. Florida <sup>1</sup>	W	5-1
5/22/81	vs. Minnesota <sup>1</sup>	W	9-5
5/23/81	at Miami <sup>1</sup>	L	6-14
5/23/81	vs. Florida <sup>1</sup>	L	4-5

## 1982 56-17-1 (5-4 METRO)

2/13/82	Georgia State	W	23-0
2/13/82	Georgia State	W	9-1
2/14/82	Georgia State	W	25-11
2/17/82	Mercer-Atlanta	W	24-0
2/18/82	Mercer-Atlanta	W	19-2
2/19/82	Mercer-Atlanta	W	15-1
2/20/82	Georgia	L	5-21
2/21/82	Georgia	W	6-5
2/22/82	Southern	W	12-10
2/23/82	Southern	W	21-6
2/27/82	Southern Miss	W	16-7
2/28/82	Southern Miss	W	20-1
3/1/82	Georgia Southern	W	5-2
3/2/82	Georgia Southern	W	9-5
3/3/82	at Mercer	W	14-10
3/4/82	at Mercer-Atlanta	W	11-2
3/5/82	at Mercer-Atlanta	W	12-0
3/6/82	at Mercer-Atlanta	W	9-0
3/8/82	Southeast Missouri State	W	19-2
3/9/82	Valparaiso	W	6-0
3/11/82	Florida	W	17-16
3/12/82	Florida	W	8-1
3/13/82	at Florida	L	6-9
3/14/82	at Florida	W	7-6
3/17/82	at Jacksonville	L	6-12
3/18/82	at Jacksonville	L	6-12
3/19/82	Otterbein	W	10-4
3/20/82	Cleveland State	W	27-4
3/21/82	Cleveland State	W	24-15
3/22/82	St. Xavier	W	11-0
3/23/82	Virginia Tech	W	7-2
3/25/82	Virginia Tech	W	12-4
3/25/82	Virginia Tech	L	1-5 (7)
3/26/82	Miami	L	5-6
3/27/82	Miami	W	5-3
3/28/82	Miami	W	9-3
4/1/82	at Clemson	W	8-1
4/2/82	at Clemson	W	7-6 (7)
4/3/82	at Georgia State	W	17-8
4/4/82	at Georgia State	W	31-6 (7)
4/6/82	West Florida	W	9-4
4/7/82	Jacksonville	L	4-7
4/7/82	Jacksonville	W	10-7
4/10/82	at Memphis	L	1-3
4/10/82	at Memphis	L	3-11
4/11/82	at Memphis	W	12-6
4/13/82	at Auburn	L	5-9
4/14/82	at Auburn	W	10-8 (5)
4/16/82	Valdosta State	W	4-0
4/17/82	Tulane	L	6-8
4/17/82	Tulane	W	4-3
4/18/82	Tulane	W	8-6

4/20/82	Auburn	W	14-0
4/21/82	Auburn	L	8-9
4/22/82	at Valdosta State	W	4-1
4/24/82	Mercer	W	12-2
4/24/82	Mercer	W	8-1
4/30/82	Flagler	W	5-2
5/1/82	Flagler	W	13-1
5/4/82	at Georgia Southern	W	5-4
5/5/82	at Georgia Southern	W	8-4
5/5/82	at Georgia Southern	W	19-9
5/7/82	at Miami	L	5-11
5/8/82	at Miami	W	9-2
5/9/82	at Miami	T	7-7 (5)
5/13/82	Cincinnati <sup>4</sup>	W	10-2
5/14/82	Memphis <sup>4</sup>	L	2-4
5/14/82	Louisville <sup>4</sup>	W	12-1
5/15/82	Virginia Tech <sup>4</sup>	W	2-1
5/15/82	Memphis <sup>4</sup>	W	7-6
5/16/82	Tulane <sup>4</sup>	L	7-11
5/28/82	vs. Eastern Michigan <sup>1</sup>	L	2-7
5/29/82	vs. Ohio State <sup>1</sup>	W	8-3
5/30/82	vs. Oklahoma <sup>1</sup>	L	5-6

## 1983 55-18-1 (6-4 METRO)

2/12/83	Southern Miss	W	4-2
2/12/83	Southern Miss	W	8-4
2/16/83	at Mercer	W	22-6
2/17/83	at Mercer	W	14-5
2/18/83	at USF	L	10-11
2/19/83	at USF	W	5-2
2/19/83	at USF	L	1-4
2/23/83	Auburn	W	12-9
2/23/83	Auburn	W	6-1
2/25/83	at Miami	L	0-9
2/26/83	at Miami	L	2-4
3/1/83	Clemson	W	5-4
3/2/83	Clemson	T	3-3
3/5/83	at Florida	L	2-6
3/6/83	at Florida	L	14-16
3/8/83	Wingate	W	6-4
3/10/83	at UNLV	W	7-2
3/11/83	at UNLV	L	5-6
3/12/83	at UNLV	W	14-11
3/14/83	Louisville	L	4-6
3/15/83	Louisville	W	11-4 (7)
3/18/83	Wake Forest	W	10-2
3/19/83	Wake Forest	W	9-1
3/20/83	Wake Forest	W	7-3 (5)
3/21/83	Tennessee Tech	W	4-3
3/22/83	Tennessee Tech	W	12-2
3/23/83	at Auburn	W	7-5
3/25/83	Pitt	W	7-4
3/26/83	Pitt	W	12-4
3/27/83	Pitt	W	13-0
3/28/83	St. Xavier	W	7-4
3/29/83	LSU	L	5-15
3/30/83	LSU	W	10-5
3/31/83	Louisiana	W	4-3
4/1/83	USF	W	7-6
4/2/83	USF	W	9-4
4/3/83	USF	W	12-2
4/4/83	at Jacksonville	L	2-5
4/5/83	at Jacksonville	L	7-9
4/10/83	Florida	L	5-7
4/10/83	Florida	W	9-3
4/11/83	at Georgia Southern	W	12-3
4/12/83	at Georgia Southern	W	9-6
4/13/83	Jacksonville	W	7-1
4/14/83	Jacksonville	W	7-2
4/15/83	Miami	W	6-5
4/16/83	Miami	W	4-3

4/17/83	Miami	W	5-0
4/19/83	Georgia Southern	W	16-4
4/20/83	Georgia Southern	W	8-1
4/21/83	Mercer	W	17-4
4/22/83	Mercer	W	14-5
4/23/83	Memphis	W	17-0
4/23/83	Memphis	W	2-1
4/24/83	Memphis	L	6-7
4/29/83	Georgia State	W	17-4
4/30/83	Georgia State	W	10-2
4/30/83	Georgia State	W	8-3
5/2/83	at Georgia State	W	10-1
5/3/83	at Georgia State	L	4-7
5/3/83	at Georgia State	W	9-7
5/4/83	at LSU	W	8-2
5/5/83	at LSU	W	6-3
5/6/83	at Louisiana	W	3-0
5/7/83	at Tulane	L	5-6
5/7/83	at Tulane	L	6-8
5/8/83	at Tulane	W	10-6
5/12/83	Southern Miss <sup>4</sup>	W	14-7
5/13/83	Cincinnati <sup>4</sup>	W	9-2
5/14/83	Tulane <sup>4</sup>	W	4-2
5/15/83	Tulane <sup>4</sup>	W	9-6
5/27/83	South Alabama <sup>1</sup>	W	8-2
5/28/83	Alabama <sup>1</sup>	L	5-7
5/29/83	Miami <sup>1</sup>	L	5-10

## 1984 55-29 (10-2 METRO)

2/3/84	vs. USF	W	7-6
2/4/84	at Miami	L	4-10
2/5/84	vs. Florida	L	3-8
2/10/84	at USF	W	4-3
2/11/84	at USF	W	10-6
2/12/84	at USF	W	10-8
2/14/84	West Florida	W	7-5
2/15/84	West Florida	W	7-1
2/16/84	Tampa	W	9-5
2/17/84	Tampa	W	7-6
2/18/84	Georgia Tech	W	12-6
2/19/84	Georgia Tech	L	2-15
2/21/84	Jacksonville	W	4-0
2/22/84	Jacksonville	W	13-3
2/24/84	at Miami	L	0-7
2/25/84	at Miami	L	5-14
2/26/84	at Miami	W	7-6
2/28/84	Auburn	W	10-4
2/29/84	Auburn	W	12-2
3/1/84	Ball State	W	13-2
3/2/84	Ball State	W	5-1
3/3/84	Ball State	W	12-2
3/4/84	Ball State	W	8-6
3/6/84	at UNLV	L	9-14
3/7/84	at UNLV	L	1-3
3/8/84	at UNLV	L	2-6
3/9/84	at Cal State Fullerton	L	3-5
3/10/84	at Cal State Fullerton	L	1-6
3/11/84	at Cal State Fullerton	W	10-4
3/13/84	Southern Miss	W	7-5
3/14/84	Southern Miss	L	8-9
3/15/84	Southern Miss	W	12-6
3/16/84	USF	W	3-2
3/17/84	USF	L	6-8
3/18/84	USF	L	3-6
3/19/84	Pitt	W	5-0
3/21/84	Pitt	W	21-1
3/21/84	Pitt	W	6-0
3/22/84	Tennessee Tech	W	7-3
3/23/84	vs. Alabama	W	18-16
3/24/84	Georgia Southern	W	5-4
3/25/84	Georgia Southern	W	21-3





# YEAR-BY-YEAR RESULTS

3/29/84	at Clemson	L	0-13
3/30/84	at Clemson	L	3-13
3/31/84	at Georgia State	W	8-6
4/1/84	at Georgia State	W	26-13
4/4/84	Florida	L	3-11
4/4/84	Florida	W	11-9
4/5/84	at Jacksonville	L	2-10
4/6/84	at Jacksonville	L	8-10
4/7/84	at Georgia Southern	W	4-2
4/8/84	at Georgia Southern	L	3-6
4/10/84	Mercer	W	6-0
4/11/84	Mercer	W	13-2
4/13/84	Miami	W	3-2
4/14/84	Miami	L	3-4
4/15/84	Miami	W	5-4
4/17/84	at Florida	L	7-8
4/18/84	at Florida	W	7-4
4/19/84	South Alabama	L	4-12
4/20/84	South Alabama	L	3-9
4/21/84	Florida International	W	10-3
4/22/84	Florida International	W	12-3
4/27/84	Tulane	W	17-4
4/29/84	Tulane	W	8-4
4/29/84	Tulane	L	0-1
4/30/84	at South Alabama	L	7-8
5/1/84	at Southern Miss	W	9-3
5/2/84	at Southern Miss	W	11-2
5/3/84	at Southern Miss	W	16-6
5/4/84	at Memphis	W	13-7
5/6/84	at Memphis	W	11-3
5/6/84	at Memphis	W	8-3
5/10/84	South Carolina <sup>a</sup>	L	3-4
5/11/84	Tulane <sup>a</sup>	W	4-2
5/11/84	Memphis <sup>a</sup>	W	10-3
5/12/84	Cincinnati <sup>a</sup>	W	11-2
5/13/84	Virginia Tech <sup>a</sup>	W	17-3
5/13/84	South Carolina <sup>a</sup>	W	11-10
5/18/84	New Orleans	L	4-7
5/19/84	New Orleans	W	5-1
5/20/84	New Orleans	W	7-3
5/24/84	Stetson <sup>1</sup>	L	7-10
5/25/84	East Carolina <sup>1</sup>	L	4-7
<b>1985 59-23 (12-5 METRO)</b>			
2/5/85	Georgia Southern <sup>*</sup>	W	7-0
2/6/85	Georgia Southern <sup>*</sup>	W	1-0
2/9/85	USF	W	11-5
2/10/85	USF	W	8-2
2/11/85	Grambling State	W	13-7
2/12/85	Grambling State	W	9-4
2/14/85	Samford	W	14-7
2/15/85	Samford	W	18-10
2/16/85	Southern Miss	W	20-1
2/16/85	Southern Miss	W	10-4
2/17/85	Southern Miss	W	24-3
2/22/85	at Miami	W	5-2
2/23/85	at Miami	L	4-15
2/24/85	at Miami	L	5-6
2/26/85	Georgia Southern	W	5-4
2/27/85	Georgia Southern	W	12-6
2/28/85	St. Leo	W	16-2
3/2/85	Ball State	L	11-12
3/2/85	Ball State	W	12-10
3/3/85	Ball State	W	15-6
3/4/85	Ball State	L	9-10
3/5/85	at Jacksonville	W	12-0
3/6/85	at Jacksonville	W	25-6
3/7/85	at UCF	W	6-2
3/8/85	at UCF	L	5-6
3/9/85	at USF	W	10-7
3/10/85	at USF	L	5-6

3/11/85	Western Kentucky	W	11-5
3/12/85	Western Kentucky	L	6-10
3/13/85	Samford	L	2-5
3/14/85	Samford	W	20-4
3/15/85	at Florida	L	2-3
3/16/85	at Florida	L	1-6
3/18/85	Pitt	W	6-5
3/19/85	Pitt	W	18-2
3/20/85	Pitt	W	9-7
3/23/85	at Southern Miss	W	17-6
3/23/85	at Southern Miss	W	6-0
3/24/85	at Southern Miss	L	4-6
3/27/85	South Alabama	W	15-12
3/28/85	Florida	W	12-10
3/29/85	Georgia State	W	14-0
3/29/85	Georgia State	W	10-4
3/30/85	at Memphis	L	2-3
3/31/85	at Memphis	L	7-8
4/2/85	Florida	L	3-6
4/3/85	Jacksonville	L	5-7
4/4/85	Jacksonville	W	18-9
4/5/85	Tulane	W	9-6
4/6/85	Tulane	W	4-1
4/6/85	Tulane	W	9-4
4/8/85	UCF	W	6-3
4/9/85	UCF	W	12-0
4/10/85	UCF	W	19-6
4/12/85	Miami	L	2-3
4/13/85	Miami	W	13-5
4/14/85	Miami	L	5-8
4/16/85	at Georgia Southern	W	8-7
4/17/85	at Georgia Southern	W	6-4
4/20/85	Memphis	L	4-7
4/20/85	Memphis	W	8-3
4/21/85	Memphis	W	7-2
4/28/85	at Georgia Tech	W	19-0
4/29/85	at Georgia Tech	W	13-3
5/2/85	at South Alabama	W	8-0
5/3/85	at South Alabama	W	12-10
5/4/85	at Tulane	W	9-3
5/4/85	at Tulane	W	5-2
5/5/85	at Tulane	L	8-9
5/9/85	Louisville <sup>4</sup>	W	11-3
5/10/85	Virginia Tech <sup>4</sup>	L	5-8
5/10/85	Cincinnati <sup>4</sup>	W	24-0
5/11/85	South Carolina <sup>4</sup>	W	7-5
5/12/85	Virginia Tech <sup>4</sup>	W	3-1
5/12/85	South Carolina <sup>4</sup>	W	11-5
5/17/85	North Carolina	W	13-7
5/18/85	North Carolina	W	9-5
5/19/85	North Carolina	L	8-9
5/23/85	George Mason <sup>1</sup>	W	11-0
5/24/85	Georgia Tech <sup>1</sup>	W	9-1
5/25/85	Arkansas <sup>1</sup>	L	6-7
5/25/85	Georgia Tech <sup>1</sup>	L	3-8

\*Games against Armstrong State; ASU merged with Georgia Southern in 2017.

<b>1986 61-13 (10-2 METRO)</b>			
2/12/86	Grambling State	W	10-1
2/13/86	Grambling State	W	20-6
2/14/86	Grambling State	L	1-3
2/15/86	Southern Miss	W	7-6
2/15/86	Southern Miss	W	2-0
2/16/86	Southern Miss	W	14-6
2/18/86	Samford	W	9-6
2/19/86	Samford	W	9-1
2/22/86	Georgia Tech	W	6-4
2/23/86	Georgia Tech	W	9-4
2/25/86	at Florida	W	10-6

2/26/86	at Florida	W	10-7
3/1/86	USF	W	9-3
3/2/86	USF	W	8-7
3/4/86	at USF	W	9-8
3/5/86	at USF	L	3-6
3/8/86	Florida International	W	9-3
3/9/86	Florida International	W	12-10
3/10/86	Samford	W	19-2
3/11/86	Samford	W	15-5
3/12/86	Richmond	W	12-4
3/13/86	Richmond	W	14-4
3/14/86	Richmond	W	16-1
3/15/86	Richmond	W	13-3
3/17/86	Pitt	W	7-0
3/18/86	Pitt	W	10-2
3/19/86	Pitt	W	22-1
3/20/86	Pitt	W	17-1
3/22/86	at Southern Miss	L	1-5
3/22/86	at Southern Miss	W	2-0
3/23/86	at Southern Miss	W	13-9
3/24/86	South Alabama	L	5-12
3/25/86	South Alabama	W	13-8
3/26/86	South Alabama	W	14-4
3/27/86	South Alabama	W	13-9
3/29/86	at Memphis	W	7-3
3/29/86	at Memphis	W	6-1
3/30/86	at Memphis	L	2-7
4/1/86	UCF	W	15-12
4/2/86	UCF	W	8-3
4/3/86	Jacksonville	W	9-2
4/4/86	Jacksonville	L	9-10
4/5/86	Tulane	W	7-5
4/6/86	Tulane	W	4-2
4/8/86	at Jacksonville	W	20-3
4/9/86	at Jacksonville	L	10-11
4/11/86	Miami	W	6-1
4/12/86	Miami	L	3-4
4/13/86	Miami	W	8-3
4/15/86	Florida	W	7-6
4/16/86	Florida	W	8-0
4/19/86	Memphis	W	6-0
4/19/86	Memphis	W	6-5
4/20/86	Memphis	W	7-1
4/26/86	at UCF	W	3-1
4/29/86	at Florida International	W	12-0
5/2/86	at Miami	L	10-11
5/3/86	at Miami	W	14-6
5/4/86	at Miami	L	5-7
5/9/86	Cincinnati <sup>4</sup>	W	10-3
5/10/86	South Carolina <sup>4</sup>	L	5-8
5/10/86	Memphis <sup>4</sup>	W	7-3
5/11/86	South Carolina <sup>4</sup>	W	3-0
5/11/86	South Carolina <sup>4</sup>	W	7-2
5/19/86	LSU	W	6-4
5/22/86	NC State <sup>1</sup>	W	10-6
5/23/86	Texas A&M <sup>1</sup>	W	12-9
5/24/86	USF <sup>1</sup>	W	11-7
5/31/86	vs. Indiana State <sup>3</sup>	W	5-3
6/3/86	vs. Miami <sup>3</sup>	W	7-2
6/6/86	vs. Arizona <sup>3</sup>	L	5-9
6/7/86	vs. Oklahoma State <sup>3</sup>	W	6-5
6/8/86	vs. Miami <sup>3</sup>	W	4-3
6/9/86	vs. Arizona <sup>3</sup>	L	2-10

<b>1987 55-18 (9-3 METRO)</b>			
2/6/87	Samford	W	15-1
2/7/87	Samford	W	9-1 (8)
2/12/87	Grambling State	W	4-3
2/13/87	Grambling State	W	9-2
2/14/87	Grambling State	W	12-6
2/17/87	Samford	W	4-1

2/18/87	Samford	W	7-2
2/20/87	at New Orleans	L	1-3
2/21/87	at Tulane	W	9-5
2/22/87	vs. LSU	W	2-1
2/28/87	Southern Miss	W	7-2
2/28/87	Southern Miss	W	10-4
3/1/87	Southern Miss	L	8-11
3/3/87	Ball State	W	10-3
3/4/87	Ball State	W	9-2
3/5/87	Ball State	W	14-10
3/8/87	USF	W	13-4
3/8/87	USF	L	4-5
3/10/87	at USF	L	2-5
3/12/87	at USF	W	17-1
3/13/87	Austin Peay State	W	8-3
3/14/87	Austin Peay State	W	15-0
3/15/87	Austin Peay State	W	26-1
3/16/87	UNC-Charlotte	W	9-1
3/17/87	UNC-Charlotte	W	14-5
3/19/87	at South Alabama	L	3-7
3/21/87	at Southern Miss	L	1-3
3/21/87	at Southern Miss	W	4-2
3/22/87	at Southern Miss	W	13-9
3/24/87	UCF	W	12-4
3/25/87	UCF	W	4-3
3/28/87	at Memphis	W	4-1
3/28/87	at Memphis	W	8-0
3/29/87	at Memphis	L	4-5 (10)
3/31/87	at Georgia Tech	W	7-5
4/1/87	at Georgia Tech	W	10-8
4/4/87	Georgia	L	5-6
4/5/87	Georgia	L	3-4
4/7/87	Jacksonville	W	9-3
4/8/87	Jacksonville	W	9-7
4/10/87	Miami	W	14-3
4/11/87	Miami	L	6-11
4/12/87	Miami	L	10-11 (11)
4/14/87	Florida	W	12-6
4/15/87	Florida	W	14-11
4/16/87	South Alabama	W	9-4
4/18/87	Memphis	W	6-4
4/18/87	Memphis	W	7-6
4/19/87	Memphis	W	7-5
4/23/87	at UCF	L	5-8
4/24/87	at Jacksonville	W	9-8 (12)
4/25/87	at Jacksonville	W	11-10 (10)
5/1/87	at Miami	L	3-4 (10)
5/2/87	at Miami	W	6-4 (11)
5/3/87	at Miami	W	8-6
5/5/87	at Florida	L	5-10
5/6/87	at Florida	L	5-7
5/8/87	Mercer	W	6-2
5/9/87	Mercer	W	14-2
5/9/87	Mercer	W	8-3
5/13/87	vs. Louisville <sup>4</sup>	W	9-2
5/14/87	vs. Virginia Tech <sup>4</sup>	W	5-4
5/15/87	at South Carolina <sup>4</sup>	W	9-5
5/16/87	vs. Southern Miss <sup>4</sup>	W	5-1
5/16/87	vs. Cincinnati <sup>4</sup>	W	6-3
5/21/87	East Carolina <sup>1</sup>	W	10-5
5/22/87	Miami <sup>1</sup>	W	5-2
5/23/87	South Alabama <sup>1</sup>	W	12-3
5/24/87	South Alabama <sup>1</sup>	L	3-6
5/24/87	South Alabama <sup>1</sup>	W	9-2
5/29/87	vs. LSU <sup>3</sup>	L	2-6 (10)
5/31/87	vs. Arizona State <sup>3</sup>	W	3-0
6/3/87	vs. Texas <sup>3</sup>	L	4-6 (10)



# YEAR-BY-YEAR RESULTS

<b>1988 50-18-1 (6-6 METRO)</b>	<b>1989 54-18 (14-4 METRO)</b>	6/7/89 vs. Wichita State <sup>3</sup> L 4-7	5/25/90 vs. Central Michigan <sup>1</sup> W 4-2
2/12/88 Grambling State W 11-7	2/4/89 Arizona State W 9-6	6/9/89 vs. Wichita State <sup>3</sup> L 9-12	5/26/90 at Mississippi State <sup>1</sup> L 8-11
2/13/88 Grambling State W 16-3	2/5/89 Arizona State W 8-3		5/26/90 vs. Illinois <sup>1</sup> W 6-4
2/14/88 Grambling State W 18-2	2/6/89 Georgia Tech W 14-1	<b>1990 57-15 (17-4 METRO)</b>	5/27/90 at Mississippi State <sup>1</sup> W 11-9
2/21/88 vs. LSU L 4-9	2/10/89 Grambling State W 8-3	2/2/90 Western Kentucky W 6-3	5/28/90 at Mississippi State <sup>1</sup> L 3-4
2/26/88 Southern Miss W 6-3	2/11/89 Grambling State W 5-0	2/3/90 Western Kentucky W 6-4	
2/27/88 Southern Miss W 18-11	2/12/89 Grambling State W 8-2	2/4/90 Western Kentucky W 6-4	<b>1991 57-14 (21-5 METRO)</b>
2/28/88 Southern Miss L 5-6	2/18/89 at Florida L 1-5	2/10/90 vs. North Carolina W 6-3	2/1/91 Duke W 8-5
2/29/88 Richmond W 7-1	2/19/89 at Florida L 5-6	2/12/90 vs. Wichita State L 7-8	2/2/91 Duke W 10-4
3/1/88 Richmond W 11-4	2/20/89 Charleston Southern W 5-4 (10)	2/17/90 Arizona W 7-1	2/3/91 Duke W 9-3
3/2/88 Richmond W 6-1	2/22/89 Charleston Southern W 10-2	2/17/90 Arizona W 16-8	2/8/91 Arizona State W 6-5 (10)
3/4/88 Ball State W 6-4	2/25/89 USF L 0-10	2/18/90 Arizona W 10-5	2/9/91 Arizona State W 21-5
3/5/88 USF W 6-4	2/26/89 USF W 8-7	2/20/90 Florida International W 5-0	2/10/91 Arizona State W 4-3 (10)
3/6/88 USF W 4-2	2/28/89 at USF L 5-6	2/21/90 Florida International L 3-4	2/14/91 at Arizona W 15-8
3/8/88 at USF W 4-1	3/1/89 at USF L 3-14	2/23/90 VMI W 17-1	2/15/91 at Arizona L 3-7
3/9/88 at USF L 3-6	3/3/89 Rice L 3-4	2/24/90 VMI W 3-2	2/16/91 at Arizona L 2-3
3/11/88 Samford W 19-3	3/4/89 Rice W 6-0	2/25/90 VMI W 8-0	2/22/91 Minnesota W 8-4
3/12/88 Samford W 12-3	3/5/89 Rice W 3-0	3/2/90 Ball State W 19-10	2/23/91 Minnesota W 12-4
3/13/88 Samford W 7-2	3/7/89 Richmond W 6-0	3/3/90 Ball State W 16-3	2/24/91 Minnesota W 8-5
3/15/88 Lamar W 10-9	3/8/89 Richmond W 12-3	3/4/90 Ball State W 12-4	3/1/91 at New Orleans L 0-6
3/17/88 UAB W 10-4	3/9/89 Richmond W 3-2 (13)	3/5/90 Richmond W 7-1	3/2/91 at Tulane W 3-0
3/19/88 at Southern Miss L 1-2	3/10/89 Ball State W 10-0	3/6/90 Richmond W 12-3	3/3/91 vs. LSU W 8-0
3/19/88 at Southern Miss L 4-5	3/11/89 Ball State W 11-1	3/7/90 Richmond W 13-1	3/5/91 Ball State W 26-4
3/20/88 at Southern Miss L 7-9	3/12/89 Ball State W 16-0	3/8/90 at Florida W 5-1	3/6/91 Ball State W 17-2
3/21/88 Charleston Southern W 9-8	3/14/89 Samford W 18-2	3/9/90 at Florida W 3-2	3/7/91 Ball State W 12-2
3/22/88 Charleston Southern W 15-1	3/15/89 Samford W 14-0	3/10/90 Florida W 5-3	3/9/91 Florida W 8-3
3/23/88 Charleston Southern W 7-0	3/17/89 at South Carolina W 6-5	3/11/90 Florida W 7-6	3/10/91 Florida W 5-3
3/26/88 Florida International L 7-8	3/18/89 at South Carolina L 3-4	3/13/90 Memphis W 10-0	3/12/91 Richmond W 10-3
3/27/88 Florida International W 5-2	3/19/89 at South Carolina L 4-5 (10)	3/14/90 Memphis L 3-5	3/13/91 Richmond W 6-2
3/29/88 Jacksonville W 10-7	3/21/89 at Jacksonville W 11-6	3/15/90 Memphis W 13-5	3/14/91 Richmond W 12-4
3/30/88 Mercer W 3-2	3/24/89 Cal State Fullerton W 6-5 (11)	3/16/90 Charleston Southern W 11-5	3/15/91 Michigan W 11-6
3/30/88 Mercer L 9-10	3/25/89 Cal State Fullerton L 4-9	3/17/90 Charleston Southern W 11-1	3/16/91 Michigan W 3-0
4/1/88 at Minnesota W 12-5	3/26/89 Cal State Fullerton W 10-0	3/20/90 at Louisville W 8-3 (7)	3/19/91 Northern Iowa W 11-2
4/2/88 vs. Iowa W 8-0	3/28/89 Mercer W 2-1	3/20/90 at Louisville W 7-4 (7)	3/20/91 Northern Iowa W 9-0
4/3/88 vs. Washington State W 5-1	3/29/89 Mercer W 7-0	3/21/90 at Louisville W 13-7	3/21/91 Northern Iowa W 3-0
4/3/88 vs. Maine W 4-2	3/31/89 Southern Miss W 10-2	3/23/90 at Southern Miss W 7-0	3/22/91 Southern Miss W 8-4
4/5/88 vs. Old Dominion W 6-5	4/1/89 Southern Miss W 6-2	3/24/90 at Southern Miss L 3-6	3/23/91 Southern Miss W 5-0
4/6/88 at South Alabama W 11-7	4/2/89 Southern Miss W 7-2	3/25/90 at Southern Miss L 3-6	3/24/91 Southern Miss W 6-4
4/8/88 Miami L 3-8	4/4/89 Jacksonville W 6-0	3/28/90 Jacksonville W 7-3	3/26/91 Mercer W 6-2
4/9/88 Miami W 20-8	4/5/89 Jacksonville W 14-3	3/31/90 at Arizona State L 1-9	3/27/91 Mercer W 14-5
4/10/88 Miami T 5-5	4/7/89 Miami W 3-0	4/1/90 at Arizona State L 6-7	3/30/91 at Memphis W 6-5
4/13/88 Florida W 7-2	4/8/89 Miami L 1-8	4/5/90 South Alabama W 3-2	3/30/91 at Memphis W 4-3 (11)
4/15/88 at Valdosta State W 20-8	4/9/89 Miami W 11-3	4/6/90 Tulane W 5-0	3/31/91 at Memphis L 7-8
4/16/88 Memphis L 5-6	4/11/89 Florida L 0-5	4/7/90 Tulane W 9-3	4/2/91 at South Alabama L 5-6 (15)
4/16/88 Memphis W 5-0	4/12/89 Florida W 7-5	4/8/90 Tulane W 12-11	4/5/91 at South Carolina W 4-2
4/17/88 Memphis L 1-2	4/14/89 Louisville W 7-0	4/11/90 at Jacksonville W 5-3	4/6/91 at South Carolina W 7-3
4/20/88 at Florida L 5-8	4/15/89 Louisville W 10-1	4/13/90 Miami W 7-3	4/7/91 at South Carolina L 4-9
4/22/88 South Alabama W 13-11	4/16/89 Louisville W 7-2	4/14/90 Miami L 5-8	4/12/91 Miami W 5-2
4/23/88 Georgia Tech W 15-2	4/21/89 Virginia Tech L 5-7	4/15/90 Miami L 3-8	4/13/91 Miami W 12-4
4/24/88 Georgia Tech L 2-10	4/22/89 Virginia Tech W 14-8	4/17/90 Mercer W 14-3	4/14/91 Miami W 8-5
5/1/88 UCF W 8-1	4/23/89 Virginia Tech W 8-4	4/20/90 Mercer W 6-3	4/16/91 at Florida W 4-2
5/1/88 UCF W 2-1	4/29/89 at Memphis W 6-2	4/28/90 South Carolina W 9-6	4/17/91 at Florida L 3-4
5/3/88 at UCF W 11-3	4/29/89 at Memphis W 6-2	4/21/90 South Carolina L 5-6	4/19/91 Louisville W 6-3
5/4/88 at Florida International L 1-2	4/30/89 at Memphis W 3-1	4/22/90 South Carolina W 6-3	4/20/91 Louisville W 5-1
5/6/88 at Miami W 6-5	5/2/89 at Jacksonville L 6-7 (10)	5/2/90 at Florida International L 3-4	4/21/91 Louisville* W 14-6
5/7/88 at Miami L 7-9	5/5/89 at Miami L 2-11	5/4/90 at Miami L 3-7	4/28/91 at Tulane L 10-11
5/8/88 at Miami W 6-3	5/6/89 at Miami L 2-8	5/5/90 at Miami W 6-2	4/28/91 at Tulane L 1-2
5/10/88 at Jacksonville L 2-5	5/7/89 at Miami W 8-4	5/6/90 at Miami W 8-4	4/29/91 Jacksonville L 4-7
5/13/88 at Memphis W 14-3	5/12/89 at Cincinnati L 0-2	5/8/90 at Virginia Tech W 6-4	5/3/91 at Miami W 3-2
5/14/88 at Memphis W 9-5	5/13/89 at Cincinnati W 18-7	5/9/90 at Virginia Tech W 5-1	5/4/91 at Miami W 4-1
5/15/88 at Memphis W 21-1	5/14/89 at Cincinnati W 8-7	5/10/90 at Virginia Tech W 25-14	5/5/91 at Miami L 6-8
5/18/88 Louisville <sup>d</sup> W 18-4	5/18/89 vs. Memphis <sup>d</sup> W 9-4	5/11/90 Cincinnati W 6-1	5/7/91 Virginia Tech W 3-2 (12)
5/19/88 Virginia Tech <sup>d</sup> W 9-6	5/19/89 vs. Southern Miss <sup>d</sup> W 14-7	5/12/90 Cincinnati W 12-3	5/7/91 Virginia Tech W 4-1 (7)
5/20/88 South Carolina <sup>d</sup> W 9-3	5/20/89 vs. Virginia Tech <sup>d</sup> W 8-2	5/13/90 Cincinnati W 4-1	5/8/91 Virginia Tech W 11-1
5/21/88 Memphis <sup>d</sup> W 4-2	5/20/89 vs. Southern Miss <sup>d</sup> W 6-5 (12)	5/16/90 vs. Tulane <sup>d</sup> W 4-1	5/10/91 at Cincinnati W 15-5
5/21/88 South Carolina <sup>d</sup> W 9-1	5/25/89 Rider <sup>1</sup> W 13-7	5/17/90 vs. Virginia Tech <sup>d</sup> W 11-3	5/11/91 at Cincinnati W 10-5
5/25/88 Stetson <sup>1</sup> W 10-3	5/26/89 USF <sup>1</sup> W 8-1	5/18/90 vs. Cincinnati <sup>d</sup> L 4-5	5/12/91 at Cincinnati W 13-9
5/27/88 Tulane <sup>1</sup> W 8-6	5/27/89 Auburn <sup>1</sup> W 7-6	5/19/90 at Southern Miss <sup>d</sup> W 8-1	5/15/91 vs. Cincinnati <sup>d</sup> W 9-3
5/28/88 Florida <sup>1</sup> L 3-9	5/28/89 Clemson <sup>1</sup> W 8-1	5/19/90 vs. Virginia Tech <sup>d</sup> W 12-5	5/16/91 vs. South Carolina <sup>d</sup> W 17-0
5/29/88 Stetson <sup>1</sup> L 2-7	6/2/89 vs. North Carolina <sup>2</sup> W 4-2	5/20/90 vs. Cincinnati <sup>d</sup> W 8-5	5/17/91 vs. Southern Miss <sup>d</sup> L 1-3
	6/4/89 vs. Wichita State <sup>3</sup> W 4-2	5/24/90 vs. Lafayette <sup>1</sup> W 7-2	5/18/91 vs. Cincinnati <sup>d</sup> W 13-12



# YEAR-BY-YEAR RESULTS

5/18/91	vs. South Carolina <sup>4</sup>	W	10-9 (10)
5/23/91	Coastal Carolina <sup>1</sup>	W	6-0
5/24/91	Florida International <sup>1</sup>	W	6-3
5/25/91	Alabama <sup>1</sup>	W	5-2
5/26/91	Alabama <sup>1</sup>	W	6-5
5/31/91	vs. Fresno State <sup>3</sup>	L	3-6
6/2/91	vs. Florida <sup>3</sup>	L	0-5

\*9-0 forfeit loss

## 1992 49-21 (19-9 ACC)

2/1/92	College of Charleston	W	15-3
2/2/92	College of Charleston	W	4-1
2/9/92	at Arizona State	W	4-2
2/9/92	at Arizona State	L	1-4
2/14/92	VMI	W	10-4
2/15/92	VMI	W	20-0
2/16/92	VMI	W	5-4
2/19/92	at Florida	W	2-1
2/21/92	Duke	W	13-1
2/22/92	Duke	L	4-5
2/23/92	Duke	W	1-0
2/28/92	at Minnesota	W	3-1
2/29/92	vs. Texas A&M	L	1-9
3/1/92	vs. Mississippi State	W	5-1
3/3/92	Charleston Southern	W	14-2
3/4/92	Charleston Southern	W	13-8
3/6/92	Coastal Carolina	W	6-1
3/7/92	Coastal Carolina	W	5-2
3/9/92	Richmond	W	2-1
3/10/92	Richmond	W	5-1
3/11/92	Richmond	W	8-2
3/13/92	at North Carolina	W	9-3
3/14/92	at North Carolina	L	2-11
3/15/92	at North Carolina	W	4-2
3/18/92	Georgia State	W	7-1
3/19/92	Georgia State	W	22-0
3/20/92	NC State	W	4-0
3/21/92	NC State	W	12-1
3/22/92	NC State	L	4-6
3/24/92	at Virginia	W	4-3
3/25/92	at Virginia	W	13-7
3/27/92	at Clemson	L	4-10
3/28/92	at Clemson	L	0-12
3/29/92	at Clemson	L	0-14
3/31/92	Mercer	L	3-4
4/1/92	Mercer	W	8-1
4/3/92	Georgia Tech	W	9-6
4/4/92	Georgia Tech	W	3-2
4/5/92	Georgia Tech	L	3-10
4/8/92	Florida	W	4-0
4/10/92	Miami	L	6-10
4/11/92	Miami	L	3-6
4/12/92	Miami	L	5-6
4/15/92	Florida	L	1-3
4/17/92	at Wake Forest	W	9-3
4/18/92	at Wake Forest	W	9-4
4/19/92	at Wake Forest	W	11-1
4/24/92	at Miami	L	3-7
4/25/92	at Miami	L	4-5
4/26/92	at Miami	W	3-2
5/1/92	Maryland	W	12-4
5/2/92	Maryland	W	15-3
5/3/92	Maryland	W	18-5
5/5/92	at Florida	W	4-1
5/10/92	vs. Wake Forest <sup>5</sup>	W	6-1
5/11/92	vs. Clemson <sup>5</sup>	L	2-5
5/12/92	vs. North Carolina <sup>5</sup>	W	7-3
5/12/92	vs. NC State <sup>5</sup>	W	1-0
5/13/92	vs. Clemson <sup>5</sup>	L	0-11
5/15/92	Georgia State	W	36-7
5/16/92	Georgia State	W	17-4

5/21/92	Western Carolina <sup>1</sup>	L	0-1
5/22/92	Stetson <sup>1</sup>	W	2-0
5/23/92	Kent State <sup>1</sup>	W	4-2
5/23/92	Stanford <sup>1</sup>	W	9-4
5/24/92	Western Carolina <sup>1</sup>	W	4-3
5/24/92	Western Carolina <sup>1</sup>	W	18-3
5/29/92	vs. Cal State Fullerton <sup>3</sup>	L	2-7
5/31/92	vs. California <sup>3</sup>	W	5-4
6/2/92	vs. Cal State Fullerton <sup>3</sup>	L	0-6

## 1993 46-19 (17-11 ACC)

2/13/93	Winthrop	W	7-2
2/14/93	Winthrop	W	8-5
2/16/93	Appalachian State	W	8-3
2/17/93	Appalachian State	W	3-1
2/19/93	College of Charleston	W	7-6
2/20/93	College of Charleston	W	19-0
2/21/93	College of Charleston	W	17-2
2/26/93	Cal State Fullerton	W	3-2
2/27/93	Cal State Fullerton	L	2-6
2/28/93	Cal State Fullerton	L	6-13
3/4/93	Florida	W	2-0
3/5/93	Florida	W	9-3
3/6/93	at Florida	W	4-2
3/7/93	at Florida	W	8-4
3/10/93	vs. UCF	W	7-5 (12)
3/11/93	vs. Purdue	L	1-11
3/12/93	North Carolina	W	6-3
3/14/93	North Carolina	W	4-3 (10)
3/16/93	Virginia	W	10-5
3/17/93	Virginia	W	11-0
3/18/93	Virginia	W	8-1
3/19/93	Northern Iowa	W	6-0
3/20/93	Northern Iowa	W	7-4
3/21/93	Northern Iowa	W	5-2
3/22/93	at Duke	L	0-3
3/23/93	at Duke	W	8-5
3/24/93	at Duke	W	3-1
3/26/93	at NC State	L	0-8
3/27/93	at NC State	W	5-1
3/28/93	at NC State	L	1-4
3/31/93	Mercer	W	11-2
4/2/93	at Georgia Tech	L	3-10
4/3/93	at Georgia Tech	W	17-3
4/4/93	at Georgia Tech	W	5-1
4/7/93	Mercer	W	14-1
4/9/93	Miami	W	7-0
4/10/93	Miami	W	8-1
4/11/93	Miami	W	6-2
4/16/93	Wake Forest	L	1-4
4/17/93	Wake Forest	W	6-0
4/18/93	Wake Forest	L	2-7
4/20/93	Mercer	W	9-0
4/21/93	Jacksonville	W	13-3
4/23/93	at Miami	W	1-0
4/24/93	at Miami	L	3-4 (12)
4/25/93	at Miami	L	13-14 (10)
5/1/93	at Maryland	W	10-4
5/2/93	at Maryland	L	2-5
5/3/93	at Maryland	W	13-5
5/5/93	Jacksonville	W	6-1
5/7/93	Clemson	L	6-7
5/8/93	Clemson	W	4-3
5/9/93	Clemson	L	1-5
5/12/93	at Jacksonville	L	3-4
5/16/93	vs. Clemson <sup>5</sup>	L	1-6
5/17/93	vs. Virginia <sup>5</sup>	W	11-2
5/18/93	vs. Georgia Tech <sup>5</sup>	W	5-2
5/18/93	vs. Clemson <sup>5</sup>	W	7-5
5/19/93	vs. NC State <sup>5</sup>	L	1-5
5/21/93	Georgia State	W	23-1

5/22/93	Georgia State	W	12-4
5/21/93	USF <sup>1</sup>	W	4-2
5/28/93	Notre Dame <sup>1</sup>	W	7-3
5/29/93	Long Beach State <sup>1</sup>	L	1-4
5/29/93	Notre Dame <sup>1</sup>	L	3-4

## 1994 53-22 (14-9 ACC)

2/3/94	at Hawaii	W	11-3
2/4/94	at Hawaii	L	1-6
2/6/94	at Hawaii	W	9-3
2/7/94	at Hawaii-Hilo	L	2-4 (7)
2/8/94	at Hawaii-Hilo	W	7-1
2/8/94	at Hawaii-Hilo	W	5-1
2/11/94	Arizona State	W	9-7
2/12/94	Arizona State	W	13-2
2/13/94	Arizona State	W	9-8 (8)
2/18/94	Minnesota	W	15-10
2/19/94	Minnesota	W	9-2
2/20/94	Minnesota	W	12-4
2/25/94	Coastal Carolina	W	4-0
2/26/94	Coastal Carolina	W	17-2
2/27/94	Coastal Carolina	W	4-1
3/3/94	at Florida	L	0-4
3/4/94	at Florida	W	10-5
3/5/94	Florida	W	7-2
3/6/94	Florida	L	5-12
3/8/94	College of Charleston	L	0-3
3/9/94	College of Charleston	W	4-0
3/10/94	College of Charleston	W	7-0
3/12/94	Southeast Missouri State	W	15-3
3/13/94	Southeast Missouri State	W	13-3
3/15/94	UNC-Asheville	W	3-0
3/16/94	UNC-Asheville	W	11-2
3/17/94	Maryland	W	5-2
3/18/94	Maryland	W	6-0
3/19/94	Maryland	L	4-6
3/22/94	at Wake Forest	W	12-2
3/23/94	at Wake Forest	W	15-4
3/24/94	at Wake Forest	W	17-4
3/25/94	at North Carolina	L	2-3
3/26/94	at North Carolina	W	9-5
4/1/94	NC State	W	3-2 (10)
4/2/94	NC State	W	2-1
4/3/94	NC State	W	8-7
4/6/94	Jacksonville	W	6-1 (8)
4/8/94	Miami	W	6-3
4/9/94	Miami	L	2-5
4/10/94	Miami	L	1-2
4/12/94	Mercer	W	11-0 (8)
4/13/94	Mercer	W	5-4
4/15/94	at Miami	W	6-1
4/16/94	at Miami	L	0-8
4/17/94	at Miami	W	7-2
4/20/94	at Jacksonville	L	0-3
4/23/94	Furman	W	8-0
4/24/94	Furman	W	15-0
4/29/94	Georgia Tech	W	6-4
4/30/94	Georgia Tech	L	2-6
5/1/94	Georgia Tech	L	5-7
5/3/94	Duke	L	1-4
5/4/94	Duke	W	11-7
5/5/94	Duke	L	4-5
5/7/94	at Clemson	L	2-5
5/8/94	at Clemson	L	5-9
5/9/94	at Clemson	W	8-3
5/13/94	at Virginia	L	0-1
5/14/94	at Virginia	W	8-6
5/15/94	at Virginia	W	13-1
5/18/94	vs. NC State <sup>5</sup>	L	5-6
5/19/94	vs. Maryland <sup>5</sup>	W	7-1

5/20/94	vs. Wake Forest <sup>5</sup>	W	18-3
5/21/94	vs. Clemson <sup>5</sup>	W	10-4
5/21/94	vs. NC State <sup>5</sup>	W	7-4
5/22/94	vs. Clemson <sup>5</sup>	L	1-4
5/26/94	Central Michigan <sup>1</sup>	W	8-6
5/27/94	Jacksonville <sup>1</sup>	W	5-1
5/28/94	Jacksonville <sup>1</sup>	W	5-1
5/30/94	BYU <sup>1</sup>	W	7-1
6/3/94	vs. LSU <sup>3</sup>	W	6-3
6/5/94	vs. Georgia Tech <sup>3</sup>	L	4-12 (10)
6/7/94	vs. Cal State Fullerton <sup>3</sup>	L	3-10

## 1995 53-16 (16-7 ACC)

2/3/95	Florida Atlantic	W	21-4
2/4/95	Florida Atlantic	W	11-7
2/5/95	Florida Atlantic	W	8-4
2/10/95	at Arizona State	W	11-2
2/11/95	at Arizona State	W	14-6
2/12/95	at Arizona State	L	2-8
2/17/95	Coastal Carolina	W	10-2
2/19/95	Coastal Carolina	W	6-0
2/21/95	Winthrop	L	1-2
2/22/95	Winthrop	W	6-0
2/24/95	Wake Forest	W	4-0
2/25/95	Wake Forest	L	3-4
2/26/95	Wake Forest	W	10-1
3/3/95	vs. LSU	L	2-6
3/4/95	at Minnesota	W	4-1 (10)
3/5/95	vs. Michigan	W	17-6
3/9/95	Florida	W	6-3
3/10/95	Florida	W	2-1
3/11/95	at Florida	W	7-0
3/12/95	at Florida	L	3-9
3/13/95	Virginia	W	12-7
3/14/95	Virginia	L	1-2
3/17/95	Michigan	W	4-3
3/18/95	Michigan	W	14-4
3/19/95	Michigan	W	11-2
3/21/95	Mercer	W	17-1
3/22/95	Mercer	W	22-7
3/24/95	at Duke	L	5-14
3/25/95	at Duke	W	9-5
3/26/95	at Duke	W	6-2
3/28/95	College of Charleston	W	11-1
3/29/95	College of Charleston	W	12-1
3/31/95	at NC State	W	6-0
4/1/95	at NC State	W	6-5
4/2/95	at NC State	W	12-3
4/5/95	Jacksonville	W	11-1
4/7/95	Miami	W	9-1
4/8/95	Miami	L	5-6
4/9/95	Miami	W	3-2 (11)
4/14/95	at Miami	W	9-6 (14)
4/15/95	at Miami	W	10-1 (12)
4/16/95	at Miami	L	2-3
4/19/95	at Jacksonville	W	6-3
4/21/95	Clemson	W	5-2
4/22/95	Clemson	W	7-2
4/23/95	Clemson	W	9-8
4/29/95	at Maryland	W	9-1
5/1/95	at Maryland	W	7-1 (10)
5/1/95	at Maryland	W	1-0
5/3/95	at Mercer	W	18-3
5/5/95	at Georgia Tech	L	4-5
5/6/95	at Georgia Tech	L	9-11
5/7/95	at Georgia Tech	W	14-9
5/13/95	North Carolina	L	2-3
5/14/95	North Carolina	W	13-1
5/15/95	North Carolina	L	3-5
5/17/95	vs. Virginia <sup>5</sup>	W	6-0
5/18/95	vs. NC State <sup>5</sup>	W	12-6



# YEAR-BY-YEAR RESULTS

5/19/95	vs. Clemson <sup>5</sup>	L	0-11
5/20/95	vs. North Carolina <sup>5</sup>	W	10-1
5/20/95	vs. Clemson <sup>5</sup>	W	12-2
5/21/95	vs. Clemson <sup>5</sup>	W	8-2
5/25/95	Troy <sup>1</sup>	W	18-3
5/26/95	South Alabama <sup>1</sup>	W	7-2
5/27/95	Old Dominion <sup>1</sup>	W	7-2
5/28/95	Ole Miss <sup>1</sup>	W	13-1
6/2/95	vs. Oklahoma <sup>3</sup>	W	3-2
6/4/95	vs. Miami <sup>2</sup>	L	2-4
6/6/95	vs. USC <sup>3</sup>	L	11-16

## 1996 52-17 (19-5 ACC)

2/3/96	Marshall	W	16-1
2/4/96	Marshall	W	34-0
2/10/96	UNC-Asheville	W	4-2
2/11/96	UNC-Asheville	W	16-8
2/16/96	Minnesota	W	9-7
2/17/96	Minnesota	W	23-11
2/18/96	Minnesota	W	8-2
2/23/96	vs. Cal State Fullerton	L	1-3
2/24/96	vs. USC	L	8-10
2/29/96	at Florida	W	11-2
3/2/96	Florida	L	4-6
3/3/96	Florida	L	10-11
3/5/96	Mercer	W	10-5
3/6/96	Mercer	W	14-5
3/8/96	Coastal Carolina	W	11-4
3/9/96	Coastal Carolina	W	16-8
3/10/96	Coastal Carolina	W	7-3
3/12/96	Maine	W	14-5
3/13/96	Maine	W	17-5
3/14/96	Maine	W	8-1
3/15/96	Maryland	W	8-6
3/16/96	Maryland	W	16-2
3/17/96	Maryland	W	16-5
3/20/96	at North Carolina	W	2-1 (7)
3/20/96	at North Carolina	W	7-1 (7)
3/21/96	at North Carolina	W	9-1
3/22/96	at Wake Forest	W	11-7
3/23/96	at Wake Forest	W	9-6
3/24/96	at Wake Forest	W	12-3
3/29/96	NC State	W	5-4
3/31/96	NC State	W	5-4 (7)
3/31/96	NC State	W	5-4 (7)
4/3/96	at Jacksonville	W	10-1
4/5/96	Miami	W	13-2
4/6/96	Miami	L	2-13
4/7/96	Miami	W	15-1
4/9/96	Jacksonville	W	8-6
4/10/96	at Jacksonville	W	4-1
4/12/96	at Miami	L	2-6
4/13/96	at Miami	L	8-9
4/14/96	at Miami	L	4-7
4/17/96	Jacksonville	W	9-4
4/19/96	Duke	W	6-2
4/20/96	Duke	W	14-4
4/21/96	Duke	W	9-7
4/26/96	Georgia Tech	W	16-4
4/27/96	Georgia Tech	W	6-3
4/28/96	Georgia Tech	L	1-4
4/30/96	Florida Atlantic	W	9-8
5/1/96	Florida Atlantic	W	13-5
5/4/96	at Clemson	L	0-3
5/5/96	at Clemson	L	1-2
5/6/96	at Clemson	L	0-2
5/10/96	at Virginia	W	6-0
5/11/96	at Virginia	L	7-9
5/12/96	at Virginia	W	6-3
5/15/96	vs. Wake Forest <sup>5</sup>	W	8-4
5/16/96	vs. Virginia <sup>5</sup>	L	2-3

5/17/96	vs. Duke <sup>5</sup>	W	7-3
5/18/96	vs. Clemson <sup>5</sup>	W	2-1
5/18/96	vs. Clemson <sup>5</sup>	W	8-2
5/19/96	vs. Virginia <sup>5</sup>	L	1-12
5/23/96	vs. Northeastern Illinois <sup>1</sup>	W	16-0
5/24/96	vs. UC Santa Barbara <sup>1</sup>	W	10-1
5/25/96	at Stanford <sup>1</sup>	W	5-4
5/26/96	vs. Cal State Northridge <sup>1</sup>	W	9-2
6/1/96	vs. Florida <sup>3</sup>	L	2-5
6/3/96	vs. Wichita State <sup>3</sup>	W	8-4
6/4/96	vs. Florida <sup>3</sup>	L	3-6

## 1997 50-17 (18-6 ACC)

2/1/97	UNC-Asheville	W	11-2
2/2/97	UNC-Asheville	W	8-5
2/7/97	Arizona State	W	5-2
2/8/97	Arizona State	L	6-9
2/9/97	Arizona State	W	11-5
2/15/97	Cal State Fullerton	L	1-2
2/15/97	Cal State Fullerton	W	8-5
2/16/97	Cal State Fullerton	W	7-4
2/21/97	Marshall	W	22-1
2/22/97	Marshall	W	15-4
2/23/97	Marshall	W	14-2
2/27/97	Florida	L	2-3 (11)
2/28/97	Florida	W	10-8
3/1/97	at Florida	L	6-13
3/2/97	at Florida	W	9-5
3/4/97	UNC-Greensboro	W	11-7
3/5/97	UNC-Greensboro	W	16-0
3/7/97	Virginia	W	8-2
3/8/97	Virginia	L	4-6
3/9/97	Virginia	W	20-2
3/11/97	vs. St. Bonaventure	W	12-6
3/12/97	vs. LIU-Brooklyn	W	13-5
3/14/97	Wake Forest	W	15-8
3/15/97	Wake Forest	W	11-3
3/16/97	Wake Forest	W	10-0
3/18/97	Florida Atlantic	W	11-3
3/19/97	Florida Atlantic	L	5-13
3/21/97	at Duke	W	7-3
3/22/97	at Duke	W	8-3
3/23/97	at Duke	L	3-4
3/28/97	at NC State	W	6-3
3/29/97	at NC State	L	9-10
3/30/97	at NC State	L	5-9
4/1/97	Mercer	W	11-1
4/2/97	Mercer	W	12-6
4/4/97	Clemson	L	7-10
4/5/97	Clemson	W	20-5
4/6/97	Clemson	W	11-10
4/9/97	Jacksonville	W	14-3
4/11/97	Miami	L	5-9
4/12/97	Miami	L	5-8
4/13/97	Miami	W	8-7
4/15/97	at Jacksonville	W	12-6
4/18/97	at Georgia Tech	W	10-9
4/19/97	at Georgia Tech	W	11-6
4/20/97	at Georgia Tech	L	11-12
4/26/97	at Maryland	W	16-3
4/27/97	at Maryland	W	27-2
4/28/97	at Maryland	W	13-3
4/30/97	at Mercer	W	9-2
5/2/97	at Miami	L	1-9
5/3/97	at Miami	L	6-7
5/4/97	at Miami	W	7-3
5/9/97	North Carolina	W	8-2
5/10/97	North Carolina	W	8-5
5/11/97	North Carolina	W	11-6
5/14/97	vs. Duke <sup>5</sup>	W	4-2
5/15/97	vs. NC State <sup>5</sup>	W	5-3

5/16/97	vs. Clemson <sup>5</sup>	W	8-4
5/17/97	vs. Duke <sup>5</sup>	W	12-2
5/17/97	vs. Clemson <sup>5</sup>	W	10-0
5/22/97	Marist <sup>1</sup>	W	4-2
5/23/97	UCF <sup>1</sup>	W	16-2
5/24/97	Auburn <sup>1</sup>	L	7-8
5/24/97	USF <sup>1</sup>	W	6-5
5/25/97	Auburn <sup>1</sup>	W	9-7
5/25/97	Auburn <sup>1</sup>	L	2-5

## 1998 53-20 (18-4 ACC)

1/30/98	vs. Notre Dame	L	1-10
1/31/98	vs. Ohio State	W	6-4
2/1/98	vs. Tennessee	L	3-5
2/6/98	at Arizona State	W	3-2
2/7/98	at Arizona State	W	6-1
2/10/98	at Hawaii Pacific	W	2-0
2/10/98	at Hawaii Pacific	L	8-9
2/11/98	at Hawaii	W	7-2
2/12/98	at Hawaii	W	11-2
2/13/98	at Hawaii	L	6-9
2/14/98	at Hawaii	L	2-8
2/17/98	Charleston Southern	W	16-0
2/18/98	Charleston Southern	W	13-0
2/21/98	at Florida	L	1-3
2/24/98	The Citadel	W	9-4
2/25/98	The Citadel	W	15-5
2/28/98	Florida	W	9-7
3/1/98	Florida	L	5-10 (10)
3/3/98	UNC-Greensboro	W	13-1
3/4/98	UNC-Greensboro	W	13-4
3/6/98	NC State	W	9-0
3/9/98	at USF	W	8-4
3/10/98	vs. LIU-Brooklyn	W	11-0
3/11/98	vs. St. Joseph's	W	16-1
3/13/98	at Wake Forest	W	12-11
3/14/98	at Wake Forest	W	10-4
3/15/98	at Wake Forest	W	9-6
3/17/98	Morehead State	W	9-1
3/20/98	Duke	W	6-5
3/21/98	Duke	W	9-4
3/22/98	Duke	W	10-9
3/24/98	Florida Atlantic	W	15-3
3/25/98	Florida Atlantic	W	7-5
3/26/98	Maryland	L	6-14
3/27/98	Maryland	W	14-2
3/28/98	Maryland	W	10-0
3/31/98	Mercer	W	13-3
4/1/98	Mercer	W	11-0
4/3/98	Miami	L	4-9
4/4/98	Miami	L	2-8
4/5/98	Miami	L	6-9
4/8/98	Jacksonville	W	4-3
4/10/98	at North Carolina	L	5-6
4/11/98	at North Carolina	W	20-4
4/12/98	at North Carolina	W	4-3
4/15/98	at Jacksonville	W	11-4
4/17/98	Georgia Tech	W	3-2
4/18/98	Georgia Tech	W	8-3
4/19/98	Georgia Tech	W	10-5
4/21/98	Louisiana	W	14-4
4/22/98	Louisiana	W	13-1
4/24/98	at Clemson	L	1-2
4/25/98	at Clemson	L	4-5
4/26/98	at Clemson	W	7-2
5/1/98	at Miami	L	1-7
5/2/98	at Miami	W	11-5
5/3/98	at Miami	W	5-4
5/6/98	St. Leo	L	8-11
5/9/98	at Virginia	W	5-4
5/9/98	at Virginia	W	11-2

5/10/98	at Virginia	W	9-6
5/13/98	vs. Virginia <sup>5</sup>	W	4-1
5/14/98	vs. Wake Forest <sup>5</sup>	W	14-1
5/15/98	vs. North Carolina <sup>5</sup>	W	13-11
5/16/98	vs. NC State <sup>5</sup>	W	13-6
5/16/98	vs. Wake Forest <sup>5</sup>	L	1-2
5/17/98	vs. Wake Forest <sup>5</sup>	L	3-6
5/21/98	Liberty <sup>1</sup>	W	10-7
5/22/98	Delaware <sup>1</sup>	W	27-6
5/23/98	Oklahoma <sup>1</sup>	W	23-2
5/24/98	Auburn <sup>1</sup>	W	16-10
5/29/98	vs. Arizona State <sup>3</sup>	L	10-11
5/31/98	vs. Long Beach State <sup>3</sup>	L	4-7

## 1999 57-14 (22-2 ACC)

1/29/99	UNC-Asheville	W	9-2
1/30/99	UNC-Asheville	W	16-3
1/31/99	UNC-Asheville	W	11-3
2/5/99	Arizona State	W	4-1
2/6/99	Arizona State	W	11-4
2/7/99	Arizona State	W	7-5
2/12/99	Troy	W	17-3
2/13/99	Troy	W	21-1
2/14/99	Troy	W	10-2
2/16/99	Charleston Southern	W	12-2
2/17/99	Charleston Southern	W	7-2
2/20/99	Florida	L	5-6
2/21/99	Florida	W	12-3
2/27/99	at Florida	L	2-4
2/28/99	at Florida	W	8-4
3/2/99	USF	W	5-2
3/5/99	vs. Wichita State	L	1-8
3/6/99	at Minnesota	W	9-5
3/7/99	vs. Washington State	W	8-5
3/12/99	Virginia	W	10-3
3/13/99	Virginia	W	2-1
3/14/99	Virginia	W	11-3
3/16/99	The Citadel	W	10-6
3/17/99	The Citadel	W	8-4
3/19/99	at NC State	W	14-4
3/20/99	at NC State	W	2-1
3/21/99	at NC State	W	13-1
3/23/99	Akron	W	7-4
3/24/99	Akron	W	12-2
3/26/99	North Carolina	W	12-6
3/27/99	North Carolina	W	5-4
3/28/99	North Carolina	W	9-4
3/30/99	Mercer	W	14-1
4/2/99	Wake Forest	W	7-4
4/3/99	Wake Forest	W	16-3
4/4/99	Wake Forest	W	4-3
4/7/99	Jacksonville	W	8-6
4/9/99	Clemson	W	8-0
4/10/99	Clemson	L	4-8
4/11/99	Clemson	W	5-3
4/14/99	at Jacksonville	W	25-2
4/16/99	Miami	W	8-2
4/17/99	Miami	L	3-4
4/18/99	Miami	L	7-8
4/23/99	at Miami	L	7-8
4/24/99	at Miami	L	4-9
4/25/99	at Miami	L	8-9
4/30/99	at Georgia Tech	L	2-3
5/1/99	at Georgia Tech	W	18-4
5/2/99	at Georgia Tech	W	4-2
5/7/99	at Maryland	W	9-3
5/8/99	at Maryland	W	13-4
5/9/99	at Maryland	W	26-2
5/15/99	at Duke	W	11-3
5/15/99	at Duke	W	9-1
5/16/99	at Duke	W	7-0

# YEAR-BY-YEAR RESULTS

5/19/99	vs. Maryland <sup>5</sup>	W	4-1
5/20/99	vs. Georgia Tech <sup>5</sup>	W	7-3
5/21/99	vs. Wake Forest <sup>5</sup>	L	0-4
5/22/99	vs. Clemson <sup>5</sup>	L	7-8
5/28/99	The Citadel <sup>1</sup>	W	24-6
5/29/99	Jacksonville <sup>1</sup>	W	9-2
5/30/99	Providence <sup>1</sup>	W	14-3
6/4/99	Auburn <sup>2</sup>	W	10-2
6/5/99	Auburn <sup>2</sup>	W	6-3
6/12/99	vs. Texas A&M <sup>3</sup>	W	7-3
6/14/99	vs. Stanford <sup>4</sup>	L	6-10
6/16/99	vs. Cal State Fullerton <sup>3</sup>	W	7-2
6/17/99	vs. Stanford <sup>4</sup>	W	8-6
6/18/99	vs. Stanford <sup>4</sup>	W	14-11 (13)
6/19/99	vs. Miami <sup>3</sup>	L	5-6

## 2000 53-19 (15-9 ACC)

1/29/00	Western Kentucky	W	8-1
1/29/00	Western Kentucky	W	2-1
1/30/00	Western Kentucky	W	6-1
2/4/00	at Arizona State	W	11-10
2/5/00	at Arizona State	L	9-15
2/6/00	at Arizona State	W	9-7
2/11/00	Stanford	W	11-4
2/12/00	Stanford	L	6-8
2/13/00	Stanford	W	13-1
2/19/00	at Florida	W	15-6
2/20/00	at Florida	W	17-8
2/22/00	Appalachian State	W	8-2
2/23/00	Appalachian State	W	8-1
2/26/00	Florida	W	6-2
2/27/00	Florida	W	8-7
2/29/00	Charleston Southern	W	7-2
3/1/00	Charleston Southern	W	12-1
3/3/00	Pitt	W	6-1
3/4/00	Pitt	W	12-0
3/5/00	Pitt	W	14-4
3/7/00	vs. St. Joseph's	W	15-2
3/8/00	vs. Siena	W	9-2
3/10/00	Duke	W	17-0
3/11/00	Duke	W	8-3
3/12/00	Duke	W	9-6
3/14/00	USF	W	18-7
3/17/00	at Wake Forest	L	1-7
3/18/00	at Wake Forest	L	4-7
3/19/00	at Wake Forest	W	12-4
3/23/00	Maryland	W	11-0
3/24/00	Maryland	W	11-0
3/25/00	Maryland	W	10-0
3/28/00	Mercer	W	15-5
4/1/00	at Virginia	W	9-6
4/2/00	at Virginia	L	1-2
4/2/00	at Virginia	W	10-4
4/5/00	at Jacksonville	W	12-6
4/7/00	Miami	W	14-13 (17)
4/8/00	Miami	W	12-2
4/9/00	Miami	W	5-4
4/12/00	Jacksonville	W	7-5
4/14/00	at Miami	L	3-7
4/15/00	at Miami	L	3-7
4/16/00	at Miami	W	14-3
4/21/00	Georgia Tech	W	6-0
4/22/00	Georgia Tech	L	0-5
4/23/00	Georgia Tech	W	7-5
4/28/00	NC State	L	4-5
4/29/00	NC State	W	8-2
4/30/00	NC State	W	6-5
5/6/00	at Clemson	L	7-8
5/7/00	at Clemson	L	4-5
5/8/00	at Clemson	L	4-7
5/12/00	at North Carolina	W	6-2

5/13/00	at North Carolina	L	5-6
5/14/00	at North Carolina	W	4-2
5/17/00	vs. NC State <sup>5</sup>	W	8-6
5/18/00	vs. Clemson <sup>5</sup>	L	4-8
5/19/00	vs. North Carolina <sup>5</sup>	W	4-1
5/20/00	vs. Georgia Tech <sup>5</sup>	L	3-10
5/26/00	Bethune-Cookman <sup>1</sup>	W	6-3
5/27/00	UCF <sup>1</sup>	L	8-9
5/27/00	Evansville <sup>1</sup>	W	11-2
5/28/00	UCF <sup>1</sup>	W	6-1
5/28/00	UCF <sup>1</sup>	W	8-1
6/2/00	Miami <sup>2</sup>	W	9-2
6/3/00	Miami <sup>2</sup>	L	5-7
6/4/00	Miami <sup>2</sup>	W	6-1
6/10/00	vs. USC <sup>3</sup>	L	4-6
6/12/00	vs. Texas <sup>3</sup>	W	6-2
6/14/00	vs. USC <sup>3</sup>	W	3-2
6/15/00	vs. LSU <sup>3</sup>	L	3-6

## 2001 47-19 (20-4 ACC)

2/3/01	Western Kentucky	W	5-4
2/4/01	Western Kentucky	W	8-4
2/9/01	at Stanford	L	2-6
2/10/01	at Stanford	L	2-5
2/11/01	at Stanford	L	2-8
2/17/01	Florida	W	19-6
2/18/01	Florida	L	5-6
2/24/01	at Florida	L	2-3 (10)
2/25/01	at Florida	W	13-11
2/27/01	Appalachian State	W	10-4
2/28/01	Appalachian State	W	7-4
3/2/01	Michigan State	W	7-4
3/3/01	Michigan State	W	10-5
3/4/01	Michigan State	W	9-5
3/6/01	St. Joseph's	W	16-4
3/7/01	St. Joseph's	W	6-0
3/10/01	Virginia	W	9-2
3/10/01	Virginia	W	16-1
3/11/01	Virginia	W	2-1
3/13/01	Northern Iowa	W	4-3
3/14/01	Liberty	W	1-0
3/16/01	at NC State	W	8-7
3/17/01	at NC State	L	2-4
3/18/01	at NC State	W	12-3
3/20/01	Akron	W	8-2
3/21/01	Akron	W	14-2
3/23/01	North Carolina	W	3-0
3/24/01	North Carolina	W	12-6
3/25/01	North Carolina	W	8-7
3/27/01	The Citadel	W	3-0
3/28/01	The Citadel	L	2-5
3/30/01	Wake Forest	W	12-3
3/31/01	Wake Forest	W	6-5
4/1/01	Wake Forest	W	6-5
4/3/01	Mercer	W	15-1
4/6/01	Clemson	W	7-4
4/7/01	Clemson	W	7-6
4/8/01	Clemson	W	6-1
4/11/01	Jacksonville	W	9-4
4/13/01	at Miami	W	10-9
4/14/01	at Miami	L	4-5
4/15/01	at Miami	L	1-7
4/18/01	at Jacksonville	W	8-1
4/20/01	Miami	L	5-7
4/21/01	Miami	L	6-9
4/22/01	Miami	L	4-7
4/27/01	at Georgia Tech	L	8-9
4/28/01	at Georgia Tech	W	6-2
4/29/01	at Georgia Tech	L	2-12
5/4/01	at Maryland	W	8-1
5/5/01	at Maryland	W	11-5

5/6/01	at Maryland	W	13-1
5/11/01	at Duke	W	12-3
5/12/01	at Duke	W	12-4
5/13/01	at Duke	L	7-8
5/16/01	vs. NC State <sup>5</sup>	W	11-5
5/17/01	vs. Georgia Tech <sup>5</sup>	L	5-6
5/18/01	vs. Clemson <sup>5</sup>	W	5-4
5/19/01	vs. Wake Forest <sup>5</sup>	W	15-2
5/19/01	vs. NC State <sup>5</sup>	L	4-8
5/25/01	Bethune-Cookman <sup>1</sup>	W	8-1
5/26/01	Auburn <sup>1</sup>	W	10-6
5/27/01	Auburn <sup>1</sup>	W	9-6
6/2/01	at Georgia <sup>2</sup>	L	7-8
6/3/01	at Georgia <sup>2</sup>	W	11-6
6/4/01	at Georgia <sup>2</sup>	L	3-8

## 2002 60-14 (18-6 ACC)

1/27/02	at Hawaii-Hilo	W	16-2
1/27/02	at Hawaii-Hilo	W	5-1
1/28/02	at Hawaii-Hilo	W	14-7
1/30/02	at Hawaii	L	2-3
1/31/02	at Hawaii	W	8-5
2/1/02	at Hawaii	W	7-4
2/2/02	at Hawaii	W	12-1
2/8/02	Stanford	L	3-9
2/9/02	Stanford	L	11-15
2/10/02	Stanford	W	7-6
2/15/02	Arizona State	W	9-4
2/16/02	Arizona State	W	5-3
2/17/02	Arizona State	W	6-4
2/22/02	Siena	W	10-2
2/23/02	Jacksonville	W	1-0
2/24/02	at Jacksonville	L	4-13
2/26/02	Western Carolina	W	13-3
2/27/02	Western Carolina	W	3-0
2/28/02	Siena	W	5-4 (10)
3/1/02	at Florida	W	5-4
3/3/02	Florida	W	9-4
3/8/02	Pitt	W	7-2
3/9/02	Pitt	W	11-2
3/10/02	Pitt	W	15-3
3/13/02	Appalachian State	W	4-2
3/13/02	Appalachian State	W	11-7
3/15/02	at Virginia	L	10-11
3/16/02	at Virginia	W	8-3
3/16/02	at Virginia	W	14-4
3/19/02	The Citadel	W	4-0
3/20/02	The Citadel	W	11-3
3/22/02	at North Carolina	L	7-11
3/23/02	at North Carolina	L	1-7
3/24/02	at North Carolina	L	1-9
3/26/02	Mercer	W	11-2
3/29/02	at Wake Forest	L	3-5
3/30/02	at Wake Forest	W	18-10
3/31/02	at Wake Forest	L	5-7
4/5/02	Miami	W	13-3
4/6/02	Miami	L	2-5
4/7/02	Miami	W	9-7 (13)
4/10/02	Jacksonville	W	7-1
4/12/02	at Miami	W	6-4
4/13/02	at Miami	W	9-3
4/14/02	at Miami	W	17-11
4/16/02	South Alabama	L	5-6 (10)
4/17/02	at Jacksonville	W	13-4
4/19/02	Georgia Tech	W	4-3
4/20/02	Georgia Tech	W	14-9
4/21/02	Georgia Tech	W	13-1
4/26/02	NC State	W	9-3
4/27/02	NC State	W	10-4
4/28/02	NC State	W	12-11
5/3/02	Florida A&M	W	17-7

5/5/02	Duke	W	18-4
5/6/02	Duke	W	18-5
5/7/02	Duke	W	13-3
5/10/02	Maryland	W	4-0
5/11/02	Maryland	W	10-8
5/12/02	Maryland	W	6-5
5/17/02	at Clemson	W	9-3
5/18/02	at Clemson	W	12-3
5/19/02	at Clemson	W	9-3
5/22/02	vs. Duke <sup>5</sup>	W	10-7
5/23/02	vs. Clemson <sup>5</sup>	W	9-4
5/24/02	vs. Wake Forest <sup>5</sup>	W	5-2
5/25/02	vs. Georgia Tech <sup>5</sup>	W	7-4
5/25/02	vs. Clemson <sup>5</sup>	W	4-1
5/31/02	Stetson <sup>1</sup>	W	11-8
6/1/02	UCF <sup>1</sup>	W	7-3
6/2/02	USF <sup>1</sup>	W	13-6
6/7/02	Notre Dame <sup>2</sup>	L	4-10
6/9/02	Notre Dame <sup>2</sup>	W	12-5
6/10/02	Notre Dame <sup>2</sup>	L	1-3

## 2003 54-13-1 (19-5 ACC)

1/31/03	vs. VMI	W	12-4
2/1/03	vs. VMI	W	5-1
2/2/03	vs. VMI	W	10-3
2/7/03	at Stanford	L	1-2
2/8/03	at Stanford	W	4-3
2/9/03	at Stanford	W	10-8
2/14/03	Evansville	W	13-2
2/15/03	Evansville	W	14-3
2/16/03	Evansville	W	11-1
2/21/03	Appalachian State	W	16-6
2/22/03	Appalachian State	W	9-1
2/23/03	Appalachian State	W	17-0
2/28/03	Charleston Southern	W	9-0
3/2/03	Charleston Southern	W	2-1
3/2/03	Charleston Southern	W	10-7
3/4/03	Siena	W	13-8
3/5/03	Siena	W	14-5
3/6/03	Siena	W	6-1
3/7/03	Florida	W	5-4
3/8/03	Florida	W	9-7
3/9/03	at Florida	L	8-9
3/11/03	St. Joseph's	W	11-5
3/12/03	St. Joseph's	W	14-0
3/14/03	Virginia	W	9-1
3/15/03	Virginia	W	4-0
3/16/03	Virginia	W	5-4 (12)
3/22/03	at NC State	L	2-4
3/22/03	at NC State	L	2-5
3/23/03	at NC State	W	3-1
3/26/03	The Citadel	W	10-2
3/28/03	North Carolina	W	8-4
3/29/03	North Carolina	L	4-8
3/30/03	North Carolina	W	2-1
4/4/03	Wake Forest	W	7-5
4/5/03	Wake Forest	W	7-2
4/6/03	Wake Forest	W	10-7
4/11/03	Clemson	L	4-8
4/12/03	Clemson	W	7-2
4/13/03	Clemson	W	8-1
4/16/03	Jacksonville	W	5-4
4/18/03	at Miami	W	4-2
4/19/03	at Miami	W	6-4
4/20/03	at Miami	T	7-7
4/25/03	Miami	W	1-0
4/26/03	Miami	L	3-14
4/27/03	Miami	W	12-0
5/2/03	at Georgia Tech	W	7-1
5/3/03	at Georgia Tech	L	4-5 (10)
5/4/03	at Georgia Tech	W	12-7

# YEAR-BY-YEAR RESULTS

5/6/03	at Jacksonville	W	11-3
5/9/03	at Maryland	W	15-4
5/10/03	at Maryland	W	14-6
5/11/03	at Maryland	W	17-7
5/16/03	at Duke	W	11-6
5/16/03	at Duke	W	12-7
5/17/03	at Duke	W	15-8
5/22/03	vs. Duke <sup>5</sup>	W	13-0
5/23/03	vs. North Carolina <sup>5</sup>	L	2-3
5/24/03	vs. Virginia <sup>5</sup>	W	2-0
5/24/03	vs. NC State <sup>5</sup>	W	17-6
5/25/03	vs. Georgia Tech <sup>5</sup>	L	7-10
5/30/03	Jacksonville <sup>1</sup>	W	6-0
5/31/03	South Alabama <sup>1</sup>	L	6-8
5/31/03	Rutgers <sup>1</sup>	W	17-7
6/1/03	South Alabama <sup>1</sup>	W	13-5
6/1/03	South Alabama <sup>1</sup>	W	12-2
6/8/03	Texas <sup>2</sup>	L	3-8
6/9/03	Texas <sup>2</sup>	L	5-6

## 2004 45-23 (16-8 ACC)

1/31/04	VMI	W	8-7
2/2/04	VMI	W	8-1
2/6/04	at Arizona State	L	1-2
2/7/04	at Arizona State	L	9-10
2/8/04	at Arizona State	L	6-12
2/15/04	at Jacksonville	W	14-9
2/16/04	Jacksonville	W	8-3
2/20/04	Oral Roberts	W	8-3
2/21/04	Oral Roberts	W	6-4
2/22/04	Oral Roberts	W	4-3
2/27/04	UNC-Asheville	L	1-2
2/28/04	UNC-Asheville	W	8-0
2/29/04	UNC-Asheville	W	4-1
3/5/04	vs. Nebraska	W	5-3
3/6/04	vs. West Virginia	W	11-5
3/7/04	at Minnesota	L	1-6
3/9/04	Illinois State	W	6-3
3/10/04	Butler	W	11-2
3/12/04	Michigan State	W	5-4
3/13/04	Michigan State	W	11-1
3/14/04	Michigan State	W	4-0
3/17/04	Jacksonville	W	19-3
3/19/04	Maryland	W	16-6
3/20/04	Maryland	W	10-1
3/21/04	Maryland	W	13-6
3/26/04	at North Carolina	L	4-10
3/27/04	at North Carolina	W	10-6
3/28/04	at North Carolina	L	6-12
3/31/04	at Florida	L	6-7 (11)
4/2/04	NC State	L	0-11
4/3/04	NC State	W	7-6
4/4/04	NC State	W	10-3
4/7/04	at Jacksonville	W	15-4
4/9/04	Miami	W	6-5
4/10/04	Miami	L	11-17
4/11/04	Miami	L	0-4
4/16/04	at Miami	L	0-10
4/17/04	at Miami	L	3-7
4/18/04	at Miami	W	10-3
4/21/04	Florida	W	16-4
4/23/04	Georgia Tech	L	4-11
4/24/04	Georgia Tech	L	2-12
4/25/04	Georgia Tech	L	6-7
5/1/04	at Clemson	W	11-6
5/2/04	at Clemson	W	10-1
5/3/04	at Clemson	L	9-18
5/7/04	at Virginia	W	8-0
5/8/04	at Virginia	L	2-15
5/9/04	at Virginia	W	4-1
5/12/04	at Florida	L	2-3

5/14/04	Duke	W	14-1
5/15/04	Duke	W	10-7
5/16/04	Duke	W	6-3
5/20/04	at Wake Forest	W	11-10
5/21/04	at Wake Forest	W	27-3
5/22/04	at Wake Forest	W	10-6
5/26/04	vs. NC State	W	6-5
5/27/04	vs. Duke <sup>5</sup>	W	6-3
5/28/04	vs. Georgia Tech <sup>5</sup>	L	4-13
5/29/04	vs. North Carolina <sup>5</sup>	W	8-7
5/29/04	vs. Georgia Tech <sup>5</sup>	W	8-7
5/30/04	vs. Georgia Tech <sup>5</sup>	W	17-5
6/4/04	Bethune-Cookman <sup>1</sup>	W	10-3
6/5/04	UCF <sup>1</sup>	W	3-2
6/6/04	UCF <sup>1</sup>	L	5-7
6/6/04	UCF <sup>1</sup>	W	19-3
6/11/04	at Arkansas <sup>2</sup>	L	5-7
6/12/04	at Arkansas <sup>2</sup>	L	2-4

## 2005 53-20 (19-11 ACC)

1/28/05	Charleston Southern	W	2-1
1/29/05	Charleston Southern	W	9-2
1/30/05	Charleston Southern	W	11-4
2/4/05	VMI	W	8-2
2/5/05	VMI	W	6-5
2/6/05	VMI	W	15-0
2/11/05	Auburn	W	7-3
2/12/05	Auburn	W	6-5
2/13/05	Auburn	L	2-9
2/18/05	St. Joseph's	W	12-1
2/19/05	St. Joseph's	W	11-1
2/20/05	St. Joseph's	W	10-7
2/22/05	at Stetson	W	5-4
2/23/05	at Stetson	W	7-6
2/25/05	Appalachian State	W	11-2
2/26/05	Appalachian State	W	4-1
3/4/05	at Hawaii-Hilo	W	7-2
3/5/05	vs. Hawaii-Hilo	W	6-4 (12)
3/6/05	vs. Hawaii-Hilo	W	5-2 (7)
3/6/05	vs. Hawaii-Hilo	W	9-1 (7)
3/7/05	at Hawaii-Hilo	W	11-5 (8)
3/9/05	at Hawaii Pacific	W	9-1
3/10/05	at Hawaii	L	0-15
3/11/05	at Hawaii	L	6-7
3/12/05	at Hawaii	L	6-9
3/18/05	Virginia Tech	W	3-1
3/19/05	Virginia Tech	W	12-2
3/20/05	Virginia Tech	W	8-1
3/23/05	at Jacksonville	W	9-0
3/25/05	at Duke	W	5-3
3/26/05	at Duke	W	11-4
3/26/05	at Duke	L	7-8
3/30/05	Florida	L	2-9
4/2/05	Clemson	W	3-1
4/3/05	Clemson	W	5-4
4/3/05	Clemson	L	3-7
4/6/05	Jacksonville	W	11-4
4/8/05	Wake Forest	W	7-5
4/9/05	Wake Forest	W	4-3
4/10/05	Wake Forest	L	10-13 (12)
4/12/05	at Jacksonville	W	11-4
4/15/05	at Georgia Tech	L	4-6
4/16/05	at Georgia Tech	L	8-9
4/17/05	at Georgia Tech	L	4-9
4/19/05	Florida	W	4-2
4/22/05	at Miami	L	3-5
4/23/05	at Miami	L	2-5
4/24/05	at Miami	W	13-1
4/29/05	Virginia	W	8-1
5/1/05	Virginia	L	2-6
5/1/05	Virginia	W	7-2

5/3/05	at Florida	W	9-4
5/6/05	at Maryland	W	7-2
5/7/05	at Maryland	W	8-1
5/8/05	at Maryland	W	4-2
5/10/05	Stetson	W	9-5
5/11/05	Stetson	W	8-4
5/13/05	North Carolina	W	9-4
5/14/05	North Carolina	W	6-5
5/15/05	North Carolina	W	7-6
5/17/05	Jacksonville	W	12-5
5/19/05	at NC State	W	8-2
5/20/05	at NC State	L	4-7
5/21/05	at NC State	L	3-8
5/25/05	vs. North Carolina <sup>5</sup>	W	3-2
5/26/05	vs. Georgia Tech <sup>5</sup>	L	4-5
5/27/05	vs. Wake Forest <sup>5</sup>	W	7-3
5/28/05	vs. Georgia Tech <sup>5</sup>	L	2-18 (7)
6/3/05	Army <sup>1</sup>	W	3-2
6/4/05	Auburn <sup>1</sup>	W	4-3
6/5/05	Auburn <sup>1</sup>	W	10-4
6/10/05	at Florida <sup>2</sup>	L	1-8
6/11/05	at Florida <sup>2</sup>	L	5-8

## 2006 44-21 (16-13 ACC)

2/3/06	Charleston Southern	W	6-3
2/4/06	Charleston Southern	W	12-2
2/5/06	Charleston Southern	W	15-8
2/10/06	at Auburn	L	2-5
2/11/06	at Auburn	W	8-3
2/17/06	UNC-Asheville	W	10-0
2/18/06	UNC-Asheville	W	9-1
2/19/06	UNC-Asheville	W	8-2
2/24/06	Minnesota	W	5-0
2/25/06	Minnesota	W	12-4
2/26/06	Minnesota	W	8-6
2/28/06	at Florida	W	6-4
3/3/06	Brown	W	12-0
3/4/06	Brown	W	21-5
3/5/06	Brown	W	15-7
3/7/06	Mercer	W	8-4
3/10/06	Maryland	W	9-7
3/11/06	Maryland	W	6-2
3/12/06	Maryland	W	4-3
3/14/06	Winthrop	W	10-0
3/17/06	at Virginia Tech	W	11-2
3/18/06	at Virginia Tech	L	7-9
3/19/06	at Virginia Tech	W	9-4
3/22/06	at Jacksonville	W	4-1
3/24/06	Duke	W	7-2
3/25/06	Duke	W	12-4
3/26/06	Duke	W	15-5
3/28/06	North Florida	W	14-8
3/31/06	at North Carolina	L	0-4
4/1/06	at North Carolina	L	3-4
4/2/06	at North Carolina	W	6-5
4/4/06	Jacksonville	W	4-2
4/7/06	at Boston College	W	7-1
4/8/06	at Boston College	W	4-2
4/9/06	at Boston College	W	7-5
4/12/06	at Jacksonville	W	10-1
4/14/06	Miami	L	3-7
4/15/06	Miami	W	16-1
4/16/06	Miami	L	5-7
4/19/06	Florida	L	3-8
4/21/06	Georgia Tech	L	8-15
4/23/06	Georgia Tech	L	4-10
4/23/06	Georgia Tech	L	7-8
4/28/06	Savannah State	W	11-0
4/29/06	Savannah State	W	9-2
4/30/06	Savannah State	L	2-10
5/3/06	Jacksonville	W	9-2

5/5/06	at Wake Forest	L	2-4
5/6/06	at Wake Forest	W	4-3 (20)
5/12/06	at Clemson	L	1-9
5/13/06	at Clemson	L	3-4 (10)
5/14/06	at Clemson	L	2-11
5/16/06	South Alabama	L	2-7 (11)
5/18/06	NC State	W	11-10 (10)
5/19/06	NC State	W	7-1
5/20/06	NC State	L	7-15
5/24/06	vs. Virginia <sup>5</sup>	L	2-6
5/25/06	vs. North Carolina <sup>5</sup>	W	7-6
5/26/06	vs. Virginia <sup>5</sup>	W	11-0 (7)
5/27/06	vs. NC State <sup>5</sup>	W	7-3
5/27/06	vs. NC State <sup>5</sup>	L	7-8
6/3/06	vs. Jacksonville <sup>1</sup>	W	18-0
6/3/06	at Georgia <sup>1</sup>	W	6-4
6/4/06	at Georgia <sup>1</sup>	L	1-7
6/5/06	at Georgia <sup>1</sup>	L	2-3

## 2007 45-13 (21-6 ACC)

2/2/07	Tennessee	W	9-2
2/3/07	Tennessee	W	4-0
2/4/07	Tennessee	W	19-7
2/9/07	UNC-Asheville	W	17-8
2/10/07	UNC-Asheville	W	12-6
2/11/07	UNC-Asheville	W	15-1
2/16/07	Hofstra	W	10-1
2/17/07	Hofstra	W	16-1
2/18/07	Hofstra	W	11-3
2/20/07	at Florida	W	14-6
2/23/07	Appalachian State	W	6-3
2/24/07	Appalachian State	W	10-2
2/25/07	Appalachian State	W	12-8
2/27/07	North Florida	W	16-3
3/2/07	Siena	W	14-4
3/3/07	Siena	W	8-3
3/4/07	Siena	W	22-3
3/9/07	Indiana	W	6-0
3/10/07	Indiana	W	8-2
3/11/07	Indiana	W	9-0
3/16/07	Wake Forest	W	7-6 (11)
3/17/07	Wake Forest	W	4-3
3/18/07	Wake Forest	W	11-1
3/21/07	at Jacksonville	L	3-5
3/23/07	Boston College	W	5-1
3/24/07	Boston College	W	10-3
3/25/07	Boston College	W	7-0
3/27/07	North Florida	W	6-0
3/30/07	at Duke	W	15-3
3/31/07	at Duke	L	5-8
4/1/07	at Duke	W	8-5
4/3/07	vs. Florida	L	7-16
4/6/07	at NC State	W	10-4
4/7/07	at NC State	L	6-8
4/8/07	at NC State	W	6-5
4/10/07	Jacksonville	W	7-2
4/13/07	Virginia Tech	W	14-1
4/14/07	Virginia Tech	W	4-3
4/15/07	Virginia Tech	W	8-5
4/18/07	Florida	L	4-5
4/20/07	North Carolina	W	4-2
4/21/07	North Carolina	W	5-4
4/22/07	North Carolina	L	6-10
4/27/07	at Miami	W	7-6
4/28/07	at Miami	W	13-8
4/29/07	at Miami	L	1-7
5/4/07	at Maryland	W	9-3
5/5/07	at Maryland	W	20-5
5/6/07	at Maryland	W	3-2
5/11/07	Clemson	W	11-1
5/12/07	Clemson	L	6-7



# YEAR-BY-YEAR RESULTS

5/13/07	Clemson	L	6-11
5/17/07	at Georgia Tech	W	17-2
5/18/07	at Georgia Tech	W	10-2
5/19/07	at Georgia Tech	W	17-11
5/23/07	vs. Wake Forest <sup>5</sup>	W	11-2
5/25/07	vs. Miami <sup>5</sup>	L	3-9
5/26/07	vs. Clemson <sup>5</sup>	L	1-5
6/1/07	Bethune-Cookman <sup>1</sup>	W	6-2
6/2/07	Mississippi State <sup>4</sup>	L	0-3
6/3/07	Stetson <sup>4</sup>		17-1
6/3/07	Mississippi State <sup>4</sup>	L	4-9

## 2008 54-14 (24-6 ACC)

2/23/08	Duquesne	W	14-3 (7)
2/23/08	Duquesne	W	15-3 (7)
2/24/08	Duquesne	W	15-3 (8)
2/28/08	at Auburn	W	7-5
2/29/08	at Auburn	W	6-5
3/1/08	Auburn	W	4-3
3/2/08	Auburn	W	10-1
3/4/08	UNC-Asheville	W	11-4
3/5/08	UNC-Asheville	W	10-5
3/8/08	Maryland	W	5-4
3/8/08	Maryland	W	16-0
3/9/08	Maryland	W	9-8
3/12/08	Georgia	L	10-13
3/12/08	Georgia	W	8-3
3/14/08	Georgia Tech	W	8-7
3/15/08	Georgia Tech	W	11-2
3/16/08	Georgia Tech	W	17-8
3/18/08	at Florida	L	1-6
3/21/08	at Virginia Tech	W	9-4
3/22/08	at Virginia Tech	W	12-11
3/23/08	at Virginia Tech	W	18-12
3/25/08	Stetson	W	11-2
3/26/08	Stetson	W	19-3
3/28/08	at Wake Forest	W	21-2
3/29/08	at Wake Forest	L	2-4
3/30/08	at Wake Forest	W	3-2 (11)
4/1/08	vs. Florida	W	10-2
4/2/08	at Jacksonville	W	7-5
4/4/08	Virginia	W	10-3
4/6/08	Virginia	W	3-2 (10)
4/6/08	Virginia	W	3-2 (10)
4/11/08	at Boston College	W	8-6
4/11/08	at Boston College	W	4-3
4/12/08	at Boston College	W	17-2
4/15/08	Florida	W	4-2
4/16/08	North Florida	W	10-2
4/18/08	Miami	L	4-11
4/19/08	Miami	W	9-5
4/20/08	Miami	L	10-11 (7)
4/25/08	at North Carolina	L	4-11
4/26/08	at North Carolina	W	13-5
4/27/08	at North Carolina	L	1-2 (10)
4/29/08	at Stetson	W	13-3
4/30/08	at Stetson	W	6-3
5/3/08	at Clemson	W	9-8 (10)
5/4/08	at Clemson	W	13-4
5/5/08	at Clemson	W	4-2
5/7/08	Jacksonville	L	6-7
5/9/08	Savannah State	W	23-4 (7)
5/10/08	Savannah State	W	19-2 (7)
5/11/08	Savannah State	W	24-4 (7)
5/12/08	Savannah State	W	10-0 (7)
5/15/08	NC State	L	2-12
5/16/08	NC State	W	1-0
5/17/08	NC State	W	8-1
5/21/08	vs. Wake Forest <sup>5</sup>	W	8-3
5/23/08	vs. Virginia <sup>5</sup>	L	3-5
5/24/08	vs. North Carolina <sup>5</sup>	W	9-6

5/30/08	Bucknell <sup>1</sup>	L	0-7
5/31/08	Florida <sup>1</sup>	W	17-11
6/1/08	Bucknell <sup>1</sup>	W	24-9
6/1/08	Tulane <sup>1</sup>	W	17-8
6/2/08	Tulane <sup>1</sup>	W	16-7
6/6/08	Wichita State <sup>2</sup>	L	7-10
6/7/08	Wichita State <sup>2</sup>	W	14-4
6/8/08	Wichita State <sup>2</sup>	W	11-4
6/14/08	vs. Stanford <sup>3</sup>	L	5-16
6/16/08	vs. Miami <sup>3</sup>	L	5-7

## 2009 45-18 (19-9 ACC)

2/20/09	Hofstra	W	9-3
2/21/09	Hofstra	W	21-7 (7)
2/21/09	Hofstra	W	3-2
2/22/09	Hofstra	W	10-4
2/26/09	Auburn	W	8-7
2/27/09	Auburn	W	14-5
2/28/09	at Auburn	L	9-10
3/3/09	at Jacksonville	L	4-9
3/4/09	North Florida	L	4-5
3/6/09	Boston College	W	4-1
3/7/09	Boston College	L	6-14
3/8/09	Boston College	L	5-12
3/10/09	High Point	W	18-4
3/11/09	High Point	W	4-3
3/13/09	at Virginia	L	2-15
3/17/09	at Florida	L	4-5
3/20/09	Clemson	W	5-2
3/21/09	Clemson	L	7-8 (11)
3/22/09	Clemson	W	7-4
3/24/09	Florida Gulf Coast	W	11-3
3/25/09	Florida Gulf Coast	W	11-9
3/27/09	at Maryland	W	6-2
3/28/09	at Maryland	W	10-2
3/29/09	at Maryland	W	21-5
3/31/09	vs. Florida	W	3-2 (5)
4/3/09	at Miami	W	14-4
4/4/09	at Miami	L	4-6
4/5/09	at Miami	L	8-14
4/8/09	at North Florida	W	14-6
4/10/09	North Carolina	W	3-2
4/11/09	North Carolina	L	7-12
4/12/09	North Carolina	W	9-8
4/14/09	Florida	L	2-10
4/15/09	North Florida	W	8-7
4/17/09	at NC State	W	9-3
4/18/09	at NC State	W	4-2
4/19/09	at NC State	W	13-2
4/21/09	UNC-Asheville	W	9-2
4/22/09	UNC-Asheville	W	11-10 (11)
4/24/09	Wake Forest	W	15-6
4/25/09	Wake Forest	W	6-4
4/26/09	Wake Forest	W	14-10
5/1/09	Virginia Tech	W	10-2
5/2/09	Virginia Tech	W	10-4
5/3/09	Virginia Tech	W	9-4
5/5/09	Jacksonville	W	5-2
5/6/09	Florida International	W	15-5
5/8/09	at Georgia Tech	L	3-12
5/9/09	at Georgia Tech	W	8-6
5/10/09	at Georgia Tech	L	5-6
5/14/09	Grambling State	W	9-1 (6)
5/15/09	Grambling State	W	14-6 (7)
5/15/09	Grambling State	W	9-7
5/16/09	Grambling State	W	10-2
5/20/09	vs. Boston College <sup>5</sup>	W	7-2
5/21/09	vs. Miami <sup>5</sup>	W	4-2
5/23/09	vs. Georgia Tech <sup>5</sup>	L	2-9
5/24/09	vs. Virginia <sup>5</sup>	L	3-6
5/29/09	Marist <sup>1</sup>	W	16-4

5/30/09	Georgia <sup>1</sup>	W	8-2
5/31/09	Ohio State <sup>1</sup>	W	37-6
6/5/09	Arkansas <sup>2</sup>	L	2-7
6/6/09	Arkansas <sup>2</sup>	L	8-9

## 2010 48-20 (18-12 ACC)

2/19/10	Georgia State	W	11-3
2/20/10	Georgia State	W	14-7
2/21/10	Georgia State	W	12-2
2/27/10	Hofstra	W	13-1
2/27/10	Hofstra	W	13-0 (7)
2/28/10	Hofstra	W	14-4
3/2/10	vs. Florida	W	10-5
3/5/10	Georgia	W	12-1
3/6/10	Georgia	W	9-2
3/7/10	Georgia	W	17-5
3/8/10	at Jacksonville	W	2-0
3/10/10	North Florida	W	6-2
3/12/10	Virginia	L	0-5
3/13/10	Virginia	L	8-9
3/14/10	Virginia	W	9-8
3/16/10	at Florida	L	5-8
3/19/10	at North Carolina	W	4-3
3/20/10	at North Carolina	L	4-10
3/21/10	at North Carolina	W	5-3
3/24/10	Stetson	W	14-7
3/26/10	Maryland	W	4-1
3/27/10	Maryland	W	12-5
3/28/10	Maryland	W	9-5
3/30/10	vs. Florida	W	7-2
4/2/10	Virginia Tech	L	5-10
4/3/10	Virginia Tech	L	7-8
4/4/10	Virginia Tech	W	9-6
4/6/10	at North Florida	L	1-3
4/7/10	North Florida	W	9-2
4/9/10	at Wake Forest	W	10-1
4/10/10	at Wake Forest	W	5-4
4/11/10	at Wake Forest	W	17-16
4/13/10	Florida	W	3-2
4/14/10	Jacksonville	L	8-10
4/16/10	at Duke	W	16-3
4/17/10	at Duke	L	6-10
4/18/10	at Duke	W	8-3
4/21/10	Charleston Southern	W	12-4
4/23/10	Miami	L	5-6
4/24/10	Miami	W	8-7
4/25/10	Miami	W	7-6
5/1/10	Le Moyne	L	1-3
5/1/10	Le Moyne	W	8-5
5/2/10	Le Moyne	W	17-1
5/4/10	Jacksonville	W	11-10 (13)
5/7/10	at Boston College	L	7-10
5/9/10	at Boston College	W	6-4
5/9/10	at Boston College	W	11-6
5/12/10	at Stetson	W	6-2
5/14/10	NC State	L	2-5
5/15/10	NC State	W	7-5
5/16/10	NC State	W	12-9 (7)
5/20/10	at Clemson	L	8-9
5/21/10	at Clemson	L	4-8
5/22/10	at Clemson	L	3-8
5/26/10	vs. Miami <sup>5</sup>	L	3-9
5/27/10	vs. Virginia <sup>5</sup>	W	11-4
5/28/10	vs. Boston College <sup>5</sup>	W	12-2 (7)
5/30/10	vs. NC State <sup>5</sup>	W	8-3
6/4/10	vs. Central Conn. State <sup>1</sup>	W	11-3
6/5/10	vs. Oregon <sup>1</sup>	W	6-4
6/6/10	vs. Oregon <sup>1</sup>	W	5-3
6/11/10	Vanderbilt <sup>2</sup>	W	9-8
6/12/10	Vanderbilt <sup>2</sup>	L	2-6
6/13/10	Vanderbilt <sup>2</sup>	W	7-6

6/19/10	vs. TCU <sup>3</sup>	L	1-8
6/21/10	vs. Florida <sup>3</sup>	W	8-5
6/23/10	vs. TCU <sup>3</sup>	L	7-11

## 2011 46-19 (19-11 ACC)

2/18/11	VMI	W	12-0
2/19/11	VMI	W	9-2
2/20/11	VMI	W	15-0
2/22/11	Jacksonville	W	5-3
2/25/11	Hofstra	W	14-3
2/26/11	Hofstra	W	16-3
2/27/11	Hofstra	W	7-0
3/1/11	vs. Florida	W	5-3
3/4/11	at Georgia	W	6-5
3/5/11	at Georgia	L	1-2
3/6/11	at Georgia	W	7-5
3/8/11	Maine	W	10-2
3/9/11	Maine	W	9-3
3/11/11	Boston College	W	3-1
3/12/11	Boston College	W	15-6
3/13/11	Boston College	W	4-3
3/15/11	at Florida	L	4-5 (10)
3/18/11	at Virginia	L	3-4 (11)
3/19/11	at Virginia	L	4-5 (11)
3/20/11	at Virginia	W	12-11 (10)
3/23/11	Stetson	L	4-6 (11)
3/25/11	Wake Forest	W	12-4
3/26/11	Wake Forest	L	0-8
3/27/11	Wake Forest	W	11-2
3/29/11	vs. Florida	W	5-2
4/1/11	at Maryland	W	6-0
4/2/11	at Maryland	L	0-5
4/3/11	at Maryland	W	12-3
4/6/11	Valdosta State	W	10-2
4/8/11	North Carolina	W	5-3
4/9/11	North Carolina	L	5-8
4/10/11	North Carolina	L	6-7
4/12/11	Florida	W	3-1
4/15/11	at Virginia Tech	L	1-2
4/16/11	at Virginia Tech	W	15-11
4/17/11	at Virginia Tech	W	18-12
4/19/11	Florida Gulf Coast	W	13-2
4/20/11	Florida Gulf Coast	W	6-4
4/22/11	Duke	W	2-1
4/23/11	Duke	W	10-3
4/24/11	Duke	W	13-9
4/29/11	at Miami	W	6-5
4/30/11	at Miami	W	2-0
5/1/11	at Miami	L	1-5
5/3/11	at Jacksonville	W	8-5
5/6/11	UCF	W	8-0
5/7/11	UCF	L	10-14
5/8/11	UCF	W	6-1
5/10/11	at Stetson	W	13-1
5/13/11	at NC State	W	9-4
5/15/11	at NC State	W	7-5
5/15/11	at NC State	L	4-12
5/19/11	Clemson	W	8-6
5/20/11	Clemson	L	4-7
5/21/11	Clemson	L	5-8
5/25/11	vs. NC State <sup>5</sup>	L	0-7
5/26/11	vs. Clemson <sup>5</sup>	W	6-3
5/28/11	vs. Georgia Tech <sup>5</sup>	W	4-2
5/29/11	vs. Virginia <sup>5</sup>	L	2-7
6/3/11	Bethune-Cookman <sup>1</sup>	W	6-5
6/4/11	Alabama <sup>1</sup>	W	9-5
6/5/11	Alabama <sup>1</sup>	W	11-1
6/11/11	Texas A&M <sup>2</sup>	L	2-6
6/12/11	Texas A&M <sup>2</sup>	W	23-9
6/13/11	Texas A&M <sup>2</sup>	L	2-11

# YEAR-BY-YEAR RESULTS

## 2012 50-17 (24-6 ACC)

2/17/12	Hofstra	W	9-2
2/18/12	Hofstra	W	10-8
2/19/12	Hofstra	W	13-6
2/21/12	Jacksonville	W	16-9
2/24/12	Florida International	L	5-8
2/25/12	Florida International	W	3-1
2/26/12	Florida International	W	2-1
3/2/12	Maine	W	6-0
3/4/12	Maine	W	18-2 (7)
3/4/12	Maine	W	10-0
3/6/12	at UCF	W	7-6
3/7/12	at UCF	W	1-0
3/9/12	at Duke	W	5-3
3/10/12	at Duke	W	5-0
3/11/12	at Duke	W	10-2
3/13/12	at Florida	L	2-9
3/17/12	Virginia	W	12-3
3/18/12	Virginia	W	4-3
3/19/12	Virginia	W	7-5
3/20/12	Stetson	W	17-8
3/21/12	Stetson	W	9-1
3/23/12	at Wake Forest	W	5-4 (11)
3/24/12	at Wake Forest	W	3-2
3/25/12	at Wake Forest	L	5-7
3/27/12	vs. Florida	L	1-4
3/30/12	Virginia Tech	W	5-2
3/31/12	Virginia Tech	W	2-1
4/1/12	Virginia Tech	W	11-4
4/4/12	Florida Gulf Coast	L	1-5
4/6/12	at Georgia Tech	W	2-1 (10)
4/7/12	at Georgia Tech	W	12-7
4/8/12	at Georgia Tech	W	8-4
4/10/12	Florida	L	3-6
4/13/12	at Boston College	W	6-5
4/14/12	at Boston College	W	6-3
4/15/12	at Boston College	L	6-17
4/18/12	North Georgia College	W	6-0
4/20/12	Miami	W	11-2
4/21/12	Miami	W	6-1
4/22/12	Miami	W	8-7 (10)
4/27/12	Rhode Island	W	17-6
4/28/12	Rhode Island	W	2-0
4/29/12	Rhode Island	W	6-5
5/2/12	at Jacksonville	W	3-0
5/5/12	Maryland	W	10-3
5/6/12	Maryland	W	9-2
5/7/12	Maryland	L	5-8
5/8/12	at Stetson	W	9-1
5/9/12	at Stetson	L	5-6
5/12/12	at Clemson	L	2-7
5/14/12	at Clemson	L	7-9
5/14/12	at Clemson	W	9-5
5/17/12	NC State	L	5-10
5/18/12	NC State	W	3-2
5/19/12	NC State	W	6-2
5/23/12	vs. Georgia Tech <sup>5</sup>	L	4-5
5/25/12	vs. Clemson <sup>5</sup>	L	7-9
5/26/12	vs. Virginia <sup>5</sup>	L	0-7
6/1/12	UAB <sup>1</sup>	W	2-1
6/2/12	Samford <sup>1</sup>	W	8-1
6/3/12	Samford <sup>1</sup>	W	5-2
6/8/12	Stanford <sup>2</sup>	W	17-1
6/10/12	Stanford <sup>2</sup>	W	18-7
6/15/12	vs. Arizona <sup>3</sup>	L	3-4 (12)
6/17/12	vs. Stony Brook <sup>3</sup>	W	12-2
6/19/12	vs. UCLA <sup>3</sup>	W	4-1
6/21/12	vs. Arizona <sup>3</sup>	L	3-10

## 2013 47-17 (20-10 ACC)

2/15/13	Rhode Island	W	11-5
2/16/13	Rhode Island	W	6-2
2/17/13	Rhode Island	W	8-6 (10)
2/20/13	Jacksonville	W	9-7
2/23/13	USF	W	14-3 (8)
2/24/13	USF	W	8-0
2/24/13	USF	W	5-2
3/1/13	Villanova	W	23-5
3/2/13	Villanova	W	7-0
3/3/13	Villanova	W	2-1
3/5/13	Presbyterian	W	9-2
3/6/13	Presbyterian	W	10-4
3/8/13	Boston College	W	4-0
3/9/13	Boston College	W	9-4
3/10/13	Boston College	W	9-1
3/12/13	at Florida	W	4-1
3/15/13	at Maryland	L	3-5
3/16/13	at Maryland	W	7-6
3/17/13	at Maryland	W	4-3
3/19/13	Stetson	W	5-3
3/20/13	Stetson	W	14-1
3/22/13	Georgia Tech	L	0-10
3/22/13	Georgia Tech	W	11-3
3/24/13	Georgia Tech	W	8-6
3/26/13	vs. Florida	W	2-1
3/29/13	at Virginia Tech	L	2-3
3/30/13	at Virginia Tech	W	11-10
3/30/13	at Virginia Tech	L	1-8
4/2/13	Florida Gulf Coast	W	12-9
4/5/13	at Miami	W	4-2
4/6/13	at Miami	L	0-6
4/7/13	at Miami	W	5-1
4/9/13	Florida	L	3-4
4/12/13	Duke	W	16-2
4/13/13	Duke	W	8-5
4/13/13	Duke	W	8-3
4/16/13	South Alabama	W	2-0
4/20/13	at Virginia	L	2-9
4/20/13	at Virginia	L	0-2
4/21/13	at Virginia	L	2-5
4/23/13	at Jacksonville	W	9-0
4/26/13	Wake Forest	W	7-3
4/27/13	Wake Forest	W	8-6
4/28/13	Wake Forest	W	11-2
5/3/13	UCF	W	4-2
5/4/13	UCF	W	6-1
5/5/13	UCF	W	5-4
5/7/13	at Stetson	W	13-5
5/8/13	at Stetson	W	14-2
5/11/13	at NC State	L	1-3
5/12/13	at NC State	W	12-3
5/13/13	at NC State	W	8-4
5/16/13	Clemson	L	2-8
5/17/13	Clemson	W	2-1
5/18/13	Clemson	W	6-1
5/20/13	at North Carolina	L	3-4
5/22/13	vs. Georgia Tech <sup>5</sup>	L	3-4
5/23/13	vs. Virginia Tech <sup>5</sup>	L	2-3
5/25/13	vs. Virginia <sup>5</sup>	L	4-7 (12)
5/31/13	Savannah State <sup>1</sup>	W	10-0
6/1/13	Troy <sup>1</sup>	W	11-0
6/2/13	Troy <sup>1</sup>	W	11-4
6/8/13	Indiana <sup>2</sup>	L	9-10
6/9/13	Indiana <sup>2</sup>	L	6-11

## 2014 43-17 (21-9 ACC)

2/14/14	Niagara	W	13-2
2/15/14	Niagara	W	4-1
2/16/14	Niagara	W	13-0 (8)
2/18/14	at Jacksonville	W	12-6
2/21/14	Georgia	W	8-3
2/22/14	Georgia	W	10-4
2/28/14	Miami	L	1-3
3/1/14	Miami	W	10-2
3/2/14	Miami	W	13-6
3/4/14	at USF	W	5-1
3/5/14	at USF	W	4-1
3/7/14	Maryland	W	15-3
3/8/14	Maryland	L	1-5
3/9/14	Maryland	W	7-0
3/11/14	at UCF	W	11-10
3/12/14	at UCF	W	18-1
3/14/14	NC State	W	6-1
3/15/14	NC State	W	8-2
3/15/14	NC State	W	9-8 (13)
3/18/14	at Florida	L	1-3
3/21/14	at Clemson	L	3-9
3/22/14	at Clemson	W	11-1
3/22/14	at Clemson	W	4-3
3/25/14	vs. Florida	L	1-4
3/28/14	vs. Boston College	W	6-0
3/29/14	vs. Boston College	W	11-7
3/29/14	vs. Boston College	W	10-1
4/1/14	Florida Gulf Coast	W	8-3
4/4/14	Notre Dame	W	8-7 (12)
4/6/14	Notre Dame	W	11-2
4/6/14	Notre Dame	W	4-3
4/8/14	Florida	L	0-8
4/11/14	at Georgia Tech	L	3-5
4/12/14	at Georgia Tech	L	4-12
4/13/14	at Georgia Tech	W	5-4
4/15/14	Jacksonville	W	6-1
4/18/14	at Wake Forest	W	7-1
4/19/14	at Wake Forest	W	4-3 (13)
4/20/14	at Wake Forest	L	2-5
4/22/14	Stetson	W	4-0
4/23/14	Stetson	W	13-3
4/25/14	Virginia	L	3-5 (10)
4/26/14	Virginia	W	7-0
4/27/14	Virginia	L	3-4
5/3/14	Minnesota	W	5-4
5/3/14	Minnesota	W	3-2
5/4/14	Minnesota	W	7-1
5/6/14	at Stetson	W	9-4
5/9/14	at North Carolina	W	7-0
5/10/14	at North Carolina	W	10-2
5/11/14	at North Carolina	L	4-5
5/13/14	UCF	L	3-8
5/15/14	Duke	W	3-0
5/16/14	Duke	W	9-8
5/17/14	Duke	L	5-7
5/21/14	vs. North Carolina <sup>5</sup>	W	7-1
5/23/14	vs. Maryland <sup>5</sup>	L	3-5
5/24/14	vs. Virginia <sup>5</sup>	W	6-4
5/30/14	Georgia Southern <sup>1</sup>	L	0-7
5/31/14	Alabama <sup>1</sup>	L	5-6

## 2015 44-21 (17-13 ACC)

2/13/15	Oakland	W	7-3
2/14/15	Oakland	W	15-2
2/15/15	Oakland	W	5-1
2/18/15	at Jacksonville	L	3-5
2/20/15	at Georgia	W	7-5
2/21/15	at Georgia	L	1-4
2/21/15	at Georgia	L	5-10
2/24/15	Jacksonville	W	10-7
2/27/15	UNC-Wilmington	W	4-3
2/28/15	UNC-Wilmington	W	5-3
3/1/15	UNC-Wilmington	W	9-8
3/3/15	USF	W	24-1
3/4/15	USF	W	7-3
3/6/15	Boston College	W	7-0
3/7/15	Boston College	W	3-2
3/8/15	Boston College	W	8-4
3/10/15	UCF	W	11-8
3/11/15	UCF	W	15-11
3/13/15	Wake Forest	L	1-4
3/14/15	Wake Forest	W	12-2
3/15/15	Wake Forest	W	9-6
3/17/15	at Florida	L	8-14
3/20/15	at Virginia	L	4-8
3/21/15	at Virginia	W	12-10
3/22/15	at Virginia	W	13-1
3/25/15	Alabama State	W	8-7
3/27/15	Virginia Tech	L	3-8
3/28/15	Virginia Tech	W	19-9
3/29/15	Virginia Tech	W	6-5
3/31/15	vs. Florida	W	8-3
4/2/15	at NC State	W	3-2
4/3/15	at NC State	W	1-0
4/4/15	at NC State	L	7-11
4/7/15	Florida Gulf Coast	W	5-0
4/8/15	Florida Gulf Coast	L	0-5
4/10/15	at Notre Dame	L	2-5
4/11/15	at Notre Dame	L	1-4
4/12/15	at Notre Dame	L	1-2
4/14/15	Florida	W	4-3 (12)
4/17/15	Pitt	W	15-2
4/18/15	Pitt	W	6-5
4/18/15	Pitt	W	10-6
4/21/15	Stetson	W	6-1
4/24/15	at Miami	W	8-7 (17)
4/25/15	at Miami	W	15-5
4/26/15	at Miami	L	0-12
5/1/15	Coastal Carolina	W	16-2
5/2/15	Coastal Carolina	W	8-3
5/3/15	Coastal Carolina	L	2-4
5/5/15	at Stetson	W	3-1
5/8/15	at Louisville	W	13-4
5/9/15	at Louisville	L	0-7
5/10/15	at Louisville	L	5-6
5/14/15	Clemson	L	1-4
5/15/15	Clemson	L	0-7
5/16/15	Clemson	L	6-9
5/20/15	vs. Clemson <sup>5</sup>	W	3-1
5/21/15	vs. North Carolina <sup>5</sup>	W	8-4
5/23/15	vs. Louisville <sup>5</sup>	W	6-0
5/24/15	vs. NC State <sup>5</sup>	W	6-2
5/29/15	Mercer <sup>1</sup>	W	5-4 (10)
5/30/15	College of Charleston <sup>1</sup>	W	3-2
6/1/15	College of Charleston <sup>1</sup>	W	8-1
6/5/15	at Florida <sup>2</sup>	L	5-13
6/6/15	at Florida <sup>2</sup>	L	4-11





# YEAR-BY-YEAR RESULTS

2016	41-22 (16-10 ACC)	2017	46-23 (14-14 ACC)	2018	43-19 (16-13 ACC)	2019	42-23 (17-13 ACC)
2/19/16	Rhode Island W 19-1	2/17/17	VCU L 0-3	2/16/18	Xavier W 11-1	2/15/19	Maine W 11-0
2/20/16	Rhode Island W 8-1	2/18/17	VCU W 12-3	2/17/18	Xavier W 7-2	2/16/19	Maine W 16-3
2/21/16	Rhode Island W 23-4	2/19/17	VCU W 11-3	2/18/18	Xavier W 5-1	2/16/19	Maine W 6-5 (7)
2/26/16	College of Charleston L 1-2	2/21/17	USF L 2-4	2/20/18	USF W 5-2	2/17/19	Maine W 9-1
2/27/16	College of Charleston W 8-3	2/24/17	Samford W 16-3	2/23/18	Troy W 7-3	2/22/19	Youngstown State W 4-2
2/28/16	College of Charleston W 11-2	2/25/17	Samford W 8-0	2/24/18	Troy W 6-5	2/23/19	Youngstown State W 24-2
3/1/16	Jacksonville L 3-7	2/26/17	Samford W 13-4	2/25/18	Troy W 9-4	2/23/19	Youngstown State W 7-4
3/2/16	Villanova W 11-10 (14)	2/28/17	at Jacksonville W 6-5	2/27/18	at Jacksonville W 4-0	3/1/19	Mercer W 9-5
3/4/16	St. John's W 16-4	3/3/17	Oakland W 18-10	3/2/18	UNC-Asheville W 9-2	3/2/19	Mercer W 12-1
3/5/16	St. John's W 9-2	3/4/17	Oakland W 12-1	3/3/18	UNC-Asheville W 4-3	3/3/19	Mercer W 5-1
3/6/16	St. John's L 1-5	3/5/17	Oakland W 14-6	3/4/18	UNC-Asheville W 4-2	3/6/19	North Florida W 4-3
3/8/16	at USF W 12-4	3/7/17	at UCF W 5-2	3/5/18	Kansas W 10-5	3/8/19	Virginia Tech W 9-8 (10)
3/9/16	Toledo W 3-2	3/8/17	at UCF W 5-0	3/6/18	Kansas W 12-7	3/9/19	Virginia Tech L 0-6
3/11/16	Georgia Tech W 8-2	3/10/17	Boston College L 5-8	3/9/18	at Wake Forest W 7-3	3/9/19	Virginia Tech W 5-2
3/12/16	Georgia Tech W 14-9	3/11/17	Boston College W 11-1	3/10/18	at Wake Forest L 3-4	3/12/19	at Florida L 7-20
3/13/16	Georgia Tech W 8-3	3/11/17	Boston College W 13-0	3/10/18	at Wake Forest L 1-8	3/15/19	at NC State L 0-16
3/15/16	at Florida L 0-6	3/14/17	at Florida L 0-1	3/13/18	at Florida L 6-12	3/16/19	at NC State L 8-9
3/18/16	at Pitt W 17-4	3/15/17	at Florida Gulf Coast L 2-5	3/16/18	Notre Dame L 7-8	3/17/19	at NC State W 7-5
3/19/16	at Pitt W 10-2	3/17/17	at Virginia Tech W 9-2	3/17/18	Notre Dame W 6-4	3/19/19	UCF L 7-9
3/20/16	at Pitt L 2-5	3/18/17	at Virginia Tech L 12-13	3/18/18	Notre Dame W 7-5	3/20/19	Florida International W 9-6
3/22/16	UCF W 7-2	3/19/17	at Virginia Tech L 0-17	3/20/18	UCF W 6-4	3/23/19	at Notre Dame W 7-1
3/23/16	UCF W 5-4 (11)	3/21/17	Jacksonville W 10-9	3/21/18	UCF W 13-3	3/23/19	at Notre Dame L 3-12
3/25/16	NC State W 8-5	3/24/17	at Notre Dame W 8-2	3/23/18	at North Carolina L 8-16	3/24/19	at Notre Dame W 3-1 (10)
3/29/16	vs. Florida L 2-3	3/24/17	at Notre Dame W 8-3 (13)	3/23/18	at North Carolina W 6-3 (10)	3/26/19	vs. Florida L 2-4
4/1/16	at Boston College W 3-0	3/25/17	at Notre Dame W 5-1	3/25/18	at North Carolina W 9-4	3/29/19	Boston College L 7-10
4/5/16	Texas Tech W 10-1	3/28/17	vs. Florida L 1-4	3/27/18	vs. Florida L 0-1	3/30/19	Boston College W 4-3
4/6/16	Texas Tech L 4-8	3/31/17	North Carolina L 1-3	3/29/18	Louisville W 9-4	3/31/19	Boston College L 0-8
4/8/16	Louisville W 12-7	4/1/17	North Carolina L 2-5 (11)	3/30/18	Louisville W 8-7	4/2/19	Jacksonville L 2-3 (11)
4/9/16	Louisville L 1-7	4/2/17	North Carolina L 7-9	3/31/18	Louisville L 1-6	4/5/19	at Miami L 0-11
4/10/16	Louisville W 16-5	4/4/17	Florida Gulf Coast W 7-6	4/4/18	Jacksonville W 6-2	4/6/19	at Miami L 0-4
4/12/16	Florida L 2-8	4/5/17	Florida Gulf Coast W 3-2 (5)	4/6/18	at Georgia Tech W 10-2	4/7/19	at Miami W 6-5
4/15/16	at Wake Forest L 0-9	4/7/17	at NC State W 16-7	4/7/18	at Georgia Tech L 1-2	4/9/19	Florida L 1-3
4/16/16	at Wake Forest W 13-8	4/8/17	at NC State L 3-4	4/8/18	at Georgia Tech L 3-16	4/12/19	Clemson W 6-2
4/17/16	at Wake Forest L 2-4	4/9/17	at NC State L 4-8	4/10/18	Florida L 3-6	4/13/19	Clemson W 16-2
4/19/16	Stetson W 8-5	4/11/17	Florida L 7-10	4/13/18	Duke L 1-7	4/14/19	Clemson W 6-4
4/20/16	Stetson W 8-6	4/15/17	Clemson L 10-12	4/14/18	Duke L 5-6 (11)	4/18/19	at Virginia W 14-2
4/22/16	Notre Dame W 12-6	4/16/17	Clemson W 7-3	4/17/18	Stetson W 4-0	4/20/19	at Virginia W 5-3
4/23/16	Notre Dame W 7-6 (12)	4/17/17	Clemson W 7-6	4/17/18	Stetson W 18-10	4/20/19	at Virginia L 3-13
4/24/16	Notre Dame W 11-6	4/19/17	Stetson W 7-3	4/20/18	at Boston College W 13-12 (11)	4/23/19	Stetson W 9-8
4/30/16	at Clemson L 3-10	4/21/17	at Miami W 6-3	4/21/18	at Boston College W 13-7	4/24/19	Stetson W 10-4
5/1/16	at Clemson W 11-2	4/22/17	at Miami L 4-5 (10)	4/22/18	at Boston College W 6-1	4/26/19	Wake Forest W 13-2
5/2/16	at Clemson L 3-7	4/25/17	at Stetson W 11-5	4/24/18	at Stetson L 3-5	4/27/19	Wake Forest W 9-5
5/6/16	Bowling Green State W 6-1	4/28/17	Virginia W 6-4	4/27/18	Miami W 2-0	4/28/19	Wake Forest L 12-16
5/7/16	Bowling Green State W 10-0	4/29/17	Virginia L 0-8	4/28/18	Miami W 10-1	5/3/19	Pitt L 0-10
5/8/16	Bowling Green State W 6-1	4/30/17	Virginia L 5-7	4/29/18	Miami L 5-11	5/4/19	Pitt W 15-6
5/10/16	at Jacksonville L 2-6	5/5/17	Pacific W 9-8	5/5/18	at Clemson W 3-2 (13)	5/5/19	Pitt W 12-6
5/11/16	Florida Gulf Coast L 8-11 (10)	5/6/17	Pacific W 18-5	5/6/18	at Clemson L 7-12	5/7/19	Jacksonville W 3-0 (7)
5/13/16	at Duke L 4-5	5/6/17	Pacific W 5-3	5/7/18	at Clemson L 4-5	5/7/19	Jacksonville L 2-3 (7)
5/14/16	at Duke L 1-3	5/7/17	Pacific W 5-3	5/9/18	Jacksonville W 10-4	5/8/19	at Stetson L 0-1
5/15/16	at Duke W 4-3	5/9/17	Jacksonville W 21-2 (8)	5/11/18	Mount St. Mary's W 12-2	5/10/19	Richmond W 8-2
5/19/16	Miami L 2-4	5/12/17	Wake Forest L 3-4	5/12/18	Mount St. Mary's W 10-0 (7)	5/11/19	Richmond W 11-1
5/21/16	Miami L 5-8	5/13/17	Wake Forest W 4-0	5/12/18	Mount St. Mary's W 8-2 (7)	5/12/19	Richmond W 7-2 (7)
5/21/16	Miami W 3-2 (10)	5/14/17	Wake Forest L 9-10	5/13/18	Mount St. Mary's W 22-0	5/16/19	at Louisville L 1-14
5/25/16	vs. NC State <sup>5</sup> W 7-3	5/18/17	at Louisville W 12-9	5/17/18	NC State W 4-3 (11)	5/17/19	at Louisville W 14-3
5/26/16	vs. Georgia Tech <sup>5</sup> W 6-1	5/19/17	at Louisville W 8-2	5/18/18	NC State W 6-3 (10)	5/18/19	at Louisville L 0-11
5/28/16	vs. Miami <sup>5</sup> W 5-4	5/24/17	vs. Notre Dame <sup>5</sup> W 5-3 (12)	5/19/18	NC State L 3-5	5/21/19	vs. Wake Forest <sup>5</sup> L 4-7
5/29/16	vs. Clemson <sup>5</sup> L 13-18	5/26/17	vs. Louisville <sup>5</sup> W 6-2	5/22/18	vs. Virginia <sup>5</sup> W 3-2 (11)	5/24/19	vs. NC State <sup>5</sup> W 11-0 (7)
6/3/16	Alabama State <sup>1</sup> W 18-6	5/27/17	vs. Duke <sup>5</sup> W 5-1	5/25/18	vs. NC State <sup>5</sup> W 5-2	5/31/19	vs. Florida Atlantic <sup>1</sup> W 13-7
6/4/16	Southern Miss <sup>1</sup> W 7-2	5/28/17	vs. North Carolina <sup>5</sup> W 7-3	5/26/18	vs. Clemson <sup>5</sup> W 5-4	6/1/19	at Georgia <sup>1</sup> W 12-3
6/5/16	South Alabama <sup>1</sup> W 18-6	6/2/17	Tennessee Tech <sup>1</sup> L 1-3	5/27/18	vs. Louisville <sup>5</sup> W 11-8 (10)	6/2/19	at Georgia <sup>1</sup> W 10-1
6/11/16	at Florida <sup>2</sup> W 3-0	6/3/17	UCF <sup>1</sup> W 6-1	6/1/18	Samford <sup>1</sup> L 6-7	6/8/19	at LSU <sup>2</sup> W 6-4
6/12/16	at Florida <sup>2</sup> L 0-5	6/4/17	Tennessee Tech <sup>1</sup> W 5-3	6/2/18	Mississippi State <sup>1</sup> L 2-3	6/9/19	at LSU <sup>2</sup> W 5-4 (12)
6/13/16	at Florida <sup>2</sup> L 0-7	6/4/17	Auburn <sup>1</sup> W 8-7 (10)			6/15/19	vs. Arkansas <sup>3</sup> W 1-0
		6/5/17	Auburn <sup>1</sup> W 6-0			6/17/19	vs. Michigan <sup>3</sup> L 0-2
		6/10/17	Sam Houston State <sup>2</sup> W 7-6			6/19/19	vs. Texas Tech <sup>3</sup> L 1-4
		6/11/17	Sam Houston State <sup>2</sup> W 19-0				
		6/17/17	vs. LSU <sup>3</sup> L 4-5				
		6/19/17	vs. Cal State Fullerton <sup>3</sup> W 6-4				
		6/21/17	vs. LSU <sup>3</sup> L 4-7				

# YEAR-BY-YEAR RESULTS

2020	12-5 (1-2 ACC)		
2/14/20	Niagara	L	1-3
2/15/20	Niagara	W	24-4
2/16/20	Niagara	W	11-1
2/18/20	USF	W	7-3
2/21/20	Cincinnati	W	11-4
2/22/20	Cincinnati	W	10-5
2/23/20	Cincinnati	W	10-1
2/28/20	Florida Atlantic	W	5-1
2/29/20	Florida Atlantic	W	16-6
2/29/20	Texas Tech	L	5-6 (11)
3/1/20	Texas Tech	L	3-4
3/3/20	Mercer	W	9-8 (11)
3/6/20	at Duke	L	1-2
3/7/20	at Duke	L	3-4
3/8/20	at Duke	W	10-2
3/10/20	at Florida	W	2-0
3/11/20	Illinois State	W	7-4

\*Season canceled due to COVID-19

2021	31-24 (20-16 ACC)		
2/20/21	North Florida	L	4-7
2/21/21	North Florida	W	14-4
2/21/21	North Florida	W	8-4
2/26/21	Pitt	L	0-1
2/27/21	Pitt	L	2-7
2/28/21	Pitt	L	7-9 (13)
3/5/21	Virginia	W	2-0
3/6/21	Virginia	W	9-4
3/7/21	Virginia	L	1-2
3/12/21	at Virginia Tech	W	6-4
3/13/21	at Virginia Tech	L	0-5
3/14/21	at Virginia Tech	W	14-7
3/16/21	Florida	W	10-2
3/19/21	at Miami	W	13-1
3/20/21	at Miami	W	9-1
3/21/21	at Miami	W	12-0
3/24/21	UCF	W	6-5 (10)
3/26/21	Wake Forest	W	2-1
3/27/21	Wake Forest	L	7-8
3/28/21	Wake Forest	L	10-12
3/31/21	Mercer	W	8-1
4/2/21	North Carolina	L	3-4
4/3/21	North Carolina	W	4-2
4/4/21	North Carolina	W	8-0
4/6/21	Jacksonville	L	7-8
4/9/21	at Louisville	L	3-4 (10)
4/10/21	at Louisville	W	8-5
4/11/21	at Louisville	L	4-11
4/13/21	at Florida	L	2-3 (10)
4/16/21	Boston College	W	10-2
4/17/21	Boston College	W	5-1
4/18/21	Boston College	L	3-5
4/23/21	at Georgia Tech	W	9-0
4/24/21	at Georgia Tech	W	13-10
4/25/21	at Georgia Tech	L	8-9
4/27/21	Stetson	W	9-5
4/30/21	Troy	W	3-2
5/1/21	Troy	L	0-3
5/2/21	Troy	W	4-2
5/7/21	at Notre Dame	W	5-2
5/8/21	at Notre Dame	L	3-5
5/8/21	at Notre Dame	W	7-1
5/11/21	Florida Gulf Coast	L	7-8
5/12/21	Florida Gulf Coast	W	2-1
5/14/21	Clemson	W	8-3
5/15/21	Clemson	L	5-9
5/16/21	Clemson	W	9-6
5/20/21	at NC State	L	4-6
5/21/21	at NC State	L	4-6
5/22/21	at NC State	W	15-11

5/26/21	vs. Duke <sup>5</sup>	L	1-12
5/28/21	vs. Miami <sup>5</sup>	W	6-3
6/4/21	vs. Southern Miss <sup>1</sup>	W	5-2
6/5/21	at Ole Miss <sup>1</sup>	L	3-4
6/6/21	vs. Southern Miss <sup>1</sup>	L	4-7

2022	34-25 (15-15 ACC)		
2/18/22	James Madison	W	4-1
2/19/22	James Madison	W	13-2
2/20/22	James Madison	W	10-4
2/22/22	at Jacksonville	L	2-3
2/25/22	Samford	W	7-0
2/26/22	Samford	W	7-1
2/27/22	Samford	L	4-7 (10)
3/1/22	at Mercer	L	5-6 (11)
3/4/22	California	W	4-3
3/5/22	California	W	7-4
3/6/22	California	L	3-5 (10)
3/8/22	Florida Gulf Coast	W	10-4
3/11/22	at Wake Forest	L	3-9
3/13/22	at Wake Forest	W	5-1
3/13/22	at Wake Forest	W	3-2
3/16/22	Bethune-Cookman	W	17-9
3/19/22	NC State	W	13-5
3/20/22	NC State	L	4-15
3/20/22	NC State	W	6-5 (17)
3/22/22	UCF	W	10-2
3/25/22	Duke	W	4-0
3/26/22	Duke	W	7-2
3/27/22	Duke	L	2-11
3/29/22	vs. Florida	L	3-6
4/1/22	Notre Dame	L	0-2 (12)
4/2/22	Notre Dame	L	4-5
4/3/22	Notre Dame	L	7-9
4/6/22	Stetson	W	5-4 (12)
4/8/22	at Georgia Tech	L	3-7
4/9/22	at Georgia Tech	W	9-6
4/10/22	at Georgia Tech	L	0-10
4/12/22	Florida	W	5-0
4/14/22	Louisville	W	8-1
4/15/22	Louisville	W	9-4
4/16/22	Louisville	W	10-9
4/20/22	Georgia Southern	W	6-5 (11)
4/22/22	at Clemson	L	4-6
4/23/22	at Clemson	W	4-3
4/24/22	at Clemson	L	5-8
4/29/22	TCU	W	10-0
4/30/22	TCU	W	7-3

5/3/22	at Stetson	L	0-6
5/6/22	at Boston College	L	2-3
5/7/22	at Boston College	W	10-4
5/8/22	at Boston College	W	8-1
5/10/22	Jacksonville	W	2-1 (7)
5/10/22	Jacksonville	W	5-4 (7)
5/14/22	Miami	L	2-8
5/14/22	Miami	W	6-4
5/15/22	Miami	W	6-4
5/17/22	at Florida	L	5-7
5/19/22	at North Carolina	L	5-7
5/20/22	at North Carolina	L	4-10
5/21/22	at North Carolina	L	0-11
5/25/22	vs. Virginia <sup>5</sup>	W	13-3 (8)
5/26/22	vs. Notre Dame <sup>5</sup>	L	3-5
6/3/22	vs. UCLA <sup>1</sup>	W	5-3
6/4/22	at Auburn <sup>1</sup>	L	7-21
6/5/22	vs. UCLA <sup>1</sup>	L	1-2

2023	23-31 (9-21 ACC)		
2/17/23	James Madison	W	12-7
2/18/23	James Madison	W	5-1
2/19/23	James Madison	W	17-10
2/21/23	at Jacksonville	W	11-2
2/24/23	at TCU	W	10-1
2/25/23	at TCU	W	10-8
2/26/23	at TCU	L	2-3
3/3/23	USF	W	7-6 (13)
3/3/23	Florida Gulf Coast	L	8-10
3/4/23	Florida Gulf Coast	L	10-11
3/5/23	Florida Gulf Coast	W	14-8
3/7/23	Bethune-Cookman	W	10-1
3/10/23	Pitt	W	3-2 (12)
3/11/23	at Mercer	W	5-3
3/12/23	Pitt	L	6-8 (7)
3/14/23	at UCF	L	3-14
3/15/23	at UCF	L	3-6
3/17/23	Boston College	W	19-8
3/18/23	Boston College	L	2-4
3/19/23	Boston College	L	2-8
3/21/23	Florida	L	5-9
3/24/23	at Virginia	L	2-3 (10)
3/25/23	at Virginia	L	4-12
3/26/23	at Virginia	L	4-15
3/31/23	at Miami	L	0-11
4/1/23	at Miami	L	2-3
4/2/23	at Miami	L	4-13
4/4/23	Jacksonville	L	4-5
4/6/23	Clemson	W	5-1
4/7/23	Clemson	L	1-8
4/8/23	Clemson	L	2-6
4/11/23	at Florida	L	3-5
4/14/23	at NC State	L	3-14
4/15/23	at NC State	L	3-4
4/16/23	at NC State	L	4-5 (10)
4/19/23	at North Florida	L	14-15 (10)
4/21/23	Virginia Tech	L	9-24
4/22/23	Virginia Tech	L	3-4
4/23/23	Virginia Tech	W	4-3
4/28/23	at Notre Dame	W	3-2
4/29/23	at Notre Dame	L	2-12
4/30/23	at Notre Dame	L	8-12
5/2/23	vs. Florida	L	5-7
5/5/23	Mercer	W	4-2
5/6/23	Mercer	W	9-0
5/7/23	Mercer	W	13-3 (8)
5/9/23	Jacksonville	W	6-4
5/12/23	Wake Forest	L	0-10 (8)
5/13/23	Wake Forest	L	3-7
5/14/23	Wake Forest	W	4-3
5/16/23	Kennesaw State	W	7-3
5/18/23	at Louisville	L	4-7
5/19/23	at Louisville	W	7-4
5/20/23	at Louisville	W	6-2

2024	49-17 (17-12 ACC)		
2/16/24	Butler	W	11-0
2/18/24	Butler	W	15-5
2/20/24	at Jacksonville	W	7-4
2/23/24	Western Carolina	W	8-2
2/24/24	Western Carolina	W	8-4
2/25/24	Western Carolina	W	20-7
2/27/24	USF	W	12-4
3/2/24	vs. Michigan State	W	11-2
3/2/24	vs. Illinois	W	13-7
3/3/24	vs. Western Michigan	W	8-3
3/6/24	Florida Gulf Coast	W	19-3
3/8/24	New Orleans	W	13-0
3/9/24	New Orleans	W	15-7
3/10/24	New Orleans	W	8-0

3/12/24	at Florida	W	12-8
3/15/24	Notre Dame	W	8-4
3/16/24	Notre Dame	W	4-2
3/17/24	Notre Dame	W	4-3
3/19/24	Stetson	W	1-0
3/23/24	at Clemson	L	5-15 (7)
3/23/24	at Clemson	L	8-9
3/24/24	at Clemson	L	12-14
3/26/24	vs. Jacksonville	W	14-3 (8)
3/28/24	Louisville	W	8-3
3/29/24	Louisville	L	2-5
3/30/24	Louisville	W	9-4
4/2/24	Jacksonville	W	5-3
4/3/24	Bethune-Cookman	W	5-2
4/5/24	at Boston College	W	12-4
4/6/24	at Boston College	L	6-7 (11)
4/7/24	at Boston College	W	9-2
4/9/24	Florida	W	19-4 (7)
4/11/24	Miami	W	5-4
4/12/24	Miami	W	11-7
4/13/24	Miami	W	6-4
4/16/24	Mercer	L	6-13
4/19/24	at Wake Forest	L	4-5
4/20/24	at Wake Forest	W	9-6
4/20/24	at Wake Forest	L	9-10
4/23/24	North Florida	W	10-2
4/26/24	at Duke	W	4-2
4/27/24	at Duke	W	7-6
4/28/24	at Duke	L	4-16 (7)
5/3/24	NC State	L	7-8
5/5/24	NC State	W	8-1
5/7/24	Jacksonville	W	7-6 (11)
5/10/24	at Pitt	L	0-1
5/11/24	at Pitt	L	7-9
5/12/24	at Pitt	W	15-4 (8)
5/14/24	at Stetson	L	5-10
5/16/24	Georgia Tech	W	8-3
5/17/24	Georgia Tech	W	11-3
5/17/24	Georgia Tech	L	10-11
5/21/24	vs. Georgia Tech <sup>1</sup>	W	12-9
5/24/24	vs. Virginia <sup>5</sup>	W	12-7
5/25/24	vs. Wake Forest <sup>5</sup>	W	9-6
5/26/24	vs. Duke <sup>5</sup>	L	4-16
5/31/24	Stetson <sup>1</sup>	W	7-2
6/1/24	UCF <sup>1</sup>	W	5-2
6/2/24	UCF <sup>1</sup>	W	12-4
6/7/24	Connecticut <sup>2</sup>	W	24-4
6/8/24	Connecticut <sup>2</sup>	W	10-8 (12)
6/14/24	vs. Tennessee <sup>3</sup>	L	11-12
6/16/24	vs. Virginia <sup>3</sup>	W	7-3
6/18/24	vs. North Carolina <sup>3</sup>	W	9-5
6/19/24	vs. Tennessee <sup>3</sup>	L	2-7

Legend:

- <sup>1</sup>NCAA Regional
- <sup>2</sup>NCAA Super Regional
- <sup>3</sup>College World Series
- <sup>4</sup>Metro Conference Tournament
- <sup>5</sup>Atlantic Coast Conference Tournament

# ATLANTIC COAST CONFERENCE

## ACC PITCHER/PLAYER OF THE WEEK

1992	Chris Roberts, P (3); Roger Bailey, P; Nandy Serrano, 3B
1993	Paul Wilson, P (3); Mike Martin, Jr., C; John Wasdin, P
1994	Jonathan Johnson, P; Paul Wilson, P (3)
1995	Mike Bell, P; Charlie Cruz, P; Chuck Howell, P; Jonathan Johnson, P; Doug Mientkiewicz, 1B; David Yocum, P (2)
1996	Zach Diaz, P; J.D. Drew, CF (3); Scooby Morgan, P/DH; Jeremy Morris, LF (2)
1997	Randy Choate, P (2); J.D. Drew, OF (3); Jeremy Morris, OF (2); Randy Niles, P
1998	Chris Chavez, P; Brian Cox, CF (3); Wes Crawford, P; Terry Henderson, DH; Jon McDonald, P; Jeremy Salazar, C; Nick Stocks, P
1999	Chris Chavez, P; Matt Diaz, OF (3); Jeremiah Klosterman, C; Marshall McDougall, 2B (3); Nick Stocks, P
2000	John-Ford Griffin, OF; Jon McDonald, P; Mike Ziegler, P (3); Marshall McDougall, 2B (2)
2001	John-Ford Griffin, OF (2); Ryan Barthelemy, 1B; Karl Jernigan, OF; Blair Varnes, P
2002	Stephen Drew, SS; Matt Lynch, P; Tony Richie, C
2003	Daniel Davidson, P (2); Blake Balkcom, OF; Daniel Hodges, P; Tony McQuade, OF; Tony Richie, C
2004	Gibbs Chapman, INF; Eddy Martinez-Esteve, 3B/OF (2); Stephen Drew, SS
2005	Shane Robinson, OF; Ryne Malone, 1B; Barret Browning, P; Bryan Henry, P; Mark Sauls, P
2006	Bryan Henry, P; Dennis Guinn, 1B; Tyler Chambliss, P; Barret Browning, P
2007	Bryan Henry, P (2); Buster Posey, C; Brandon Reichert, 1B; Danny Rosen, P; Jason Stidham, 3B; Tony Thomas, Jr., 2B (3)
2008	Matt Fairrel, P; Dennis Guinn, 1B (2); Mike McGee, OF; Buster Posey, C; Ryan Strauss, P
2009	Tyler Holt, OF; Stephen Cardullo, SS; Jason Stidham, 2B; Tommy Oravetz, DH
2010	Sherman Johnson, 3B; Stephen Cardullo, SS; Tyler Holt, OF (2)
2011	James Ramsey, OF; Mike McGee, UT (2); Sean Gilmartin, P (3)
2012	James Ramsey, OF; Justin Gonzalez, SS
2013	Marcus Davis, DH; Brandon Leibrandt, P; Stephen McGee, C; DJ Stewart, OF (2)
2014	Jose Brizuela, 3B; Casey Smit, SS; Luke Weaver, P (2)
2015	Billy Strode, P; DJ Stewart, OF; Chris Marconcini, DH; Boomer Biegalski, P
2016	Quincy Nieporte, 1B; John Sansone, 3B
2017	Tyler Holton, P (5); Dylan Busby, 3B
2018	Jackson Lueck, OF; Steven Wells, OF
2019	Robby Martin, DH; Drew Mendoza, 3B; Conor Grady, P; Drew Parrish, P
2020	Elijah Cabell, OF
2021	Robby Martin, OF; Mat Nelson, C; Parker Messick, P
2022	Parker Messick, P (4); Bryce Hubbard, P (2)
2023	Jackson Baumeister, P
2024	Cam Leiter, P; Jamie Arnold, P

1992	ACC	OVERALL
Clemson	19-5	50-14
<b>Florida State</b>	<b>16-7</b>	<b>49-21</b>
NC State	15-9	46-18
Georgia Tech	14-9	45-19
Duke	12-12	38-16
Wake Forest	11-13	36-22
North Carolina	8-16	31-27
Maryland	7-15	27-28-1
Virginia	3-19	21-30
1993	ACC	OVERALL
Georgia Tech	16-6	47-14
NC State	15-7	49-17
<b>Florida State</b>	<b>14-9</b>	<b>46-19</b>
North Carolina	13-10	43-20
Clemson	11-11	45-20
Duke	11-13	39-19-1
Wake Forest	9-13	31-22
Virginia	7-15	21-30
Maryland	5-17	24-29
1994	ACC	OVERALL
Clemson	20-4	57-18
Georgia Tech	16-8	50-17
Duke	16-8	33-20
<b>Florida State</b>	<b>14-9</b>	<b>53-22</b>
NC State	13-11	46-18-1
North Carolina	10-13	34-21
Wake Forest	10-14	37-20
Maryland	6-18	24-29-1
Virginia	2-22	20-34
1995	ACC	OVERALL
Clemson	20-4	54-14
<b>Florida State</b>	<b>16-7</b>	<b>53-16</b>
Georgia Tech	16-8	38-22
North Carolina	14-10	39-23
Wake Forest	13-11	34-24
NC State	12-12	36-24
Virginia	8-15	26-29
Duke	4-20	30-27
Maryland	4-20	20-37
1996	ACC	OVERALL
<b>Florida State</b>	<b>19-5</b>	<b>52-17</b>
Clemson	17-7	51-17
Georgia Tech	13-11	40-24
NC State	13-11	42-19
Virginia	11-13	44-21
North Carolina	11-13	33-25
Duke	9-14	39-18
Wake Forest	7-16	26-32
Maryland	7-17	24-27
1997	ACC	OVERALL
Georgia Tech	19-4	46-15
<b>Florida State</b>	<b>18-6</b>	<b>50-17</b>
NC State	15-8	43-20
Clemson	13-10	41-23
Wake Forest	10-13	37-20
Virginia	10-13	32-22
Duke	9-14	33-25
North Carolina	6-18	29-31
Maryland	5-19	22-32
1998	ACC	OVERALL
<b>Florida State</b>	<b>18-4</b>	<b>53-20</b>
Georgia Tech	14-9	41-22
Clemson	14-9	43-16
NC State	12-9	41-23
Wake Forest	13-10	43-23
North Carolina	13-10	42-23
Duke	8-15	38-20
Maryland	5-18	26-30-1
Virginia	5-18	28-26-1

1999	ACC	OVERALL
<b>Florida State</b>	<b>22-2</b>	<b>57-14</b>
Wake Forest	16-7	47-16
Clemson	13-10	42-27
North Carolina	13-10	41-18
Georgia Tech	12-12	38-20
NC State	11-13	37-25
Virginia	8-15	21-35
Maryland	6-17	23-33-1
Duke	4-18	24-31
2000	ACC	OVERALL
Georgia Tech	18-6	50-16
Clemson	17-7	51-18
<b>Florida State</b>	<b>15-9</b>	<b>53-19</b>
Wake Forest	14-10	41-20-1
North Carolina	12-12	46-17
NC State	10-14	30-28
Virginia	10-14	26-31-1
Maryland	7-17	24-33
Duke	5-19	17-41
2001	ACC	OVERALL
<b>Florida State</b>	<b>20-4</b>	<b>47-19</b>
Clemson	17-7	41-22
Wake Forest	16-8	44-18
Georgia Tech	13-11	41-20
Duke	10-13	23-33
North Carolina	9-15	31-26
Virginia	9-15	25-31
NC State	9-15	32-29
Maryland	4-19	17-37
2002	ACC	OVERALL
<b>Florida State</b>	<b>18-6</b>	<b>60-14</b>
Wake Forest	17-6	47-13-1
North Carolina	17-7	43-21
Clemson	16-8	54-17
Georgia Tech	14-9	52-16
Virginia	8-16	25-32
NC State	7-17	33-26
Maryland	6-18	34-23
Duke	4-20	24-34
2003	ACC	OVERALL
<b>Florida State</b>	<b>19-5</b>	<b>54-13-1</b>
Georgia Tech	17-7	44-18
NC State	15-9	45-18
Clemson	15-9	39-22
Virginia	13-11	42-23
North Carolina	11-12	29-25
Wake Forest	8-15	29-24
Maryland	6-17	20-33
Duke	2-21	18-36
2004	ACC	OVERALL
Georgia Tech	18-5	44-21
Virginia	18-6	44-15
<b>Florida State</b>	<b>16-8</b>	<b>45-23</b>
North Carolina	14-10	43-21
Clemson	14-10	39-26
NC State	11-12	36-24
Duke	8-16	25-31
Wake Forest	4-20	17-33
Maryland	4-20	22-34
2005	ACC	OVERALL
Georgia Tech	22-8	45-19
Clemson	21-9	43-23
Miami	19-10-1	41-19-1
<b>Florida State</b>	<b>19-11</b>	<b>53-20</b>
North Carolina	17-10-1	41-19-1
NC State	17-13	41-19
Virginia	14-14	41-20
Wake Forest	12-18	28-30
Virginia Tech	7-19	23-28
Maryland	7-23	25-31
Duke	5-25	14-39

2006	ACC	OVERALL
ATLANTIC		
Clemson	24-6	53-16
<b>Florida State</b>	<b>16-13</b>	<b>44-21</b>
NC State	16-13	40-23
Wake Forest	16-13	33-22
Boston College	9-21	28-25-1
Maryland	8-22	26-30
COASTAL		
North Carolina	22-8	54-15
Virginia	21-9	47-15
Georgia Tech	19-11	50-18
Miami	17-13	42-24
Duke	6-24	14-40
Virginia Tech	4-25	20-33
2007	ACC	OVERALL
ATLANTIC		
<b>Florida State</b>	<b>21-6</b>	<b>45-13</b>
Clemson	18-12	41-23
NC State	16-14	38-23
Wake Forest	14-16	34-29
Boston College	12-17	24-27-1
Maryland	7-23	23-30
COASTAL		
North Carolina	21-9	57-16
Virginia	19-9	45-16
Miami	17-13	37-24
Georgia Tech	15-14	32-25
Duke	8-22	29-25
Virginia Tech	7-23	23-31
2008	ACC	OVERALL
ATLANTIC		
<b>Florida State</b>	<b>24-6</b>	<b>54-14</b>
NC State	18-11	42-22
Wake Forest	13-16	25-31
Clemson	11-18-1	31-27-1
Maryland	9-21	30-26
Boston College	9-21	26-27
COASTAL		
Miami	23-5	53-11
North Carolina	22-7	54-14
Georgia Tech	16-14	41-21
Virginia	15-15	39-23
Duke	10-18-1	37-18-1
Virginia Tech	6-24	23-31
2009	ACC	OVERALL
ATLANTIC		
<b>Florida State</b>	<b>19-9</b>	<b>45-18</b>
Clemson	19-11	44-22
Boston College	13-15	34-26
NC State	10-20	25-31
Maryland	10-20	27-27
Wake Forest	6-24	22-30
COASTAL		
North Carolina	19-10	48-18
Georgia Tech	17-10-1	38-19-1
Miami	18-12	38-22
Virginia	16-11-1	49-15-1
Duke	15-15	35-24
Virginia Tech	12-17	32-21

# ATLANTIC COAST CONFERENCE

2010 ATLANTIC	ACC	OVERALL
<b>Florida State</b>	<b>18-12</b>	<b>48-20</b>
Clemson	18-12	45-25
NC State	15-15	38-24
Boston College	14-16	30-28
Wake Forest	8-22	18-37
Maryland	5-25	17-39

COASTAL		
Virginia	23-7	51-14
Georgia Tech	21-9	47-15
Miami	20-10	43-20
Virginia Tech	16-14	40-22
North Carolina	14-16	38-22
Duke	8-22	29-27

2011 ATLANTIC	ACC	OVERALL
<b>Florida State</b>	<b>19-11</b>	<b>46-19</b>
Clemson	17-13	43-20
NC State	15-15	35-27
Wake Forest	15-15	25-31
Boston College	7-22	17-33
Maryland	5-25	21-35

COASTAL		
Virginia	22-8	56-12
Georgia Tech	22-8	42-21
North Carolina	20-10	51-16
Miami	19-10	38-23
Virginia Tech	11-19	30-25
Duke	7-23	26-30

2012 ATLANTIC	ACC	OVERALL
<b>Florida State</b>	<b>24-6</b>	<b>50-17</b>
NC State	19-11	43-20
Clemson	16-14	35-28
Wake Forest	13-17	33-24
Maryland	10-20	32-24
Boston College	10-20	22-33

COASTAL		
North Carolina	22-8	46-16
Virginia	18-12	39-19-1
Miami	16-14	36-23
Georgia Tech	12-18	38-26
Virginia Tech	11-19	34-21
Duke	9-21	21-34

2013 ATLANTIC	ACC	OVERALL
<b>Florida State</b>	<b>20-10</b>	<b>47-17</b>
NC State	19-10	50-16
Clemson	18-12	40-22
Maryland	11-19	30-25
Wake Forest	9-20	28-27
Boston College	4-25	12-40

COASTAL		
North Carolina	21-7	59-12
Virginia	22-8	50-12
Virginia Tech	15-14	40-22
Georgia Tech	15-15	37-27
Miami	14-16	37-25
Duke	9-21	26-29

2014 ATLANTIC	ACC	OVERALL
<b>Florida State</b>	<b>21-9</b>	<b>43-17</b>
Maryland	15-14	40-23
Clemson	15-14	36-25
Wake Forest	15-15	30-26
NC State	13-17	32-23
Boston College	10-20	22-33
Notre Dame	9-21	22-31

COASTAL		
Miami	24-6	44-19
Virginia	22-8	53-16
Duke	16-14	33-25
North Carolina	15-15	35-27
Georgia Tech	14-16	37-27
Pitt	11-19	22-30
Virginia Tech	9-21	21-31-1

2015 ATLANTIC	ACC	OVERALL
Louisville	25-5	47-18
Notre Dame	17-13	37-23
<b>Florida State</b>	<b>17-13</b>	<b>44-21</b>
Clemson	16-13	32-29
NC State	15-14	36-23
Wake Forest	12-18	27-26
Boston College	10-19	27-27

COASTAL		
Miami	22-8	50-16
Virginia	15-15	42-23
North Carolina	13-16	34-24
Virginia Tech	13-16	27-27
Georgia Tech	13-17	32-23
Duke	10-19	31-22
Pitt	9-21	20-32

2016 ATLANTIC	ACC	OVERALL
Louisville	22-8	50-14
<b>Florida State</b>	<b>16-10</b>	<b>41-22</b>
NC State	15-13	38-22
Clemson	16-14	44-20
Boston College	13-15	35-22
Wake Forest	13-17	35-27
Notre Dame	11-17	27-27

COASTAL		
Miami	21-7	50-14
Virginia	19-11	38-22
Duke	14-15	33-24
Georgia Tech	13-16	38-25
North Carolina	13-17	34-21
Pitt	10-18	25-26
Virginia Tech	6-24	19-36

2017 ATLANTIC	ACC	OVERALL
Louisville	23-6	53-12
Wake Forest	19-11	43-19
Clemson	17-13	42-21
NC State	16-14	36-25
<b>Florida State</b>	<b>14-14</b>	<b>46-23</b>
Boston College	11-19	25-28
Notre Dame	10-20	26-32

COASTAL		
North Carolina	23-7	49-14
Virginia	18-12	43-16
Miami	16-13	31-27
Duke	12-18	30-28
Georgia Tech	11-19	27-28
Pitt	9-21	23-30
Virginia Tech	9-21	23-32

2018 ATLANTIC	ACC	OVERALL
Clemson	22-8	47-16
NC State	19-11	42-18
Louisville	18-12	45-19
<b>Florida State</b>	<b>16-13</b>	<b>43-19</b>
Wake Forest	13-17	25-32
Notre Dame	12-18	24-30
Boston College	7-22	17-32

COASTAL		
North Carolina	22-8	44-20
Duke	18-11	45-18
Miami	16-13	28-26
Georgia Tech	14-16	31-27
Virginia	12-18	29-25
Pitt	11-19	29-26
Virginia Tech	8-22	21-33

2019 ATLANTIC	ACC	OVERALL
Louisville	21-9	51-18
NC State	18-12	42-19
<b>Florida State</b>	<b>17-13</b>	<b>42-23</b>
Clemson	15-15	35-26
Wake Forest	14-16	31-26
Notre Dame	13-17	24-30
Boston College	12-18	31-27

COASTAL		
Georgia Tech	19-11	43-19
Miami	18-12	40-20
North Carolina	17-13	46-19
Duke	15-15	35-27
Virginia	14-16	32-24
Virginia Tech	9-21	26-27
Pitt	8-22	21-34

2020 ATLANTIC	ACC	OVERALL
Notre Dame	3-0	11-2
Clemson	3-0	14-3
Louisville	2-1	13-4
NC State	1-2	14-3
<b>Florida State</b>	<b>1-2</b>	<b>12-5</b>
Wake Forest	1-2	10-8
Boston College	0-3	6-9

COASTAL		
Miami	3-0	12-4
Virginia	2-1	14-4
Duke	2-1	12-4
Georgia Tech	2-1	11-5
Virginia Tech	1-2	11-5
North Carolina	0-3	12-7
Pitt	0-3	10-6

\*Season canceled due to COVID-19

2021 ATLANTIC	ACC	OVERALL
Notre Dame	25-10	34-13
NC State	19-14	37-19
<b>Florida State</b>	<b>20-16</b>	<b>31-24</b>
Louisville	16-16	28-22
Clemson	16-20	25-27
Wake Forest	10-22	20-27
Boston College	10-23	21-28

COASTAL		
Georgia Tech	21-15	31-25
Miami	20-15	33-21
Virginia	18-18	36-27
North Carolina	18-18	28-27
Duke	16-17	33-22
Pitt	16-17	23-20
Virginia Tech	16-20	27-25

2022 ATLANTIC	ACC	OVERALL
Louisville	18-11-1	42-21-1
Notre Dame	16-11	41-17
Wake Forest	15-14-1	41-19-1
<b>Florida State</b>	<b>15-15</b>	<b>34-25</b>
NC State	14-15	36-21
Clemson	13-16	35-23
Boston College	5-25	19-34

COASTAL		
Virginia Tech	19-9	45-14
Miami	20-10	40-19
Virginia	17-13	39-19
North Carolina	15-15	42-22
Georgia Tech	15-15	36-24
Pitt	13-16	29-27
Duke	10-20	22-32

2023 ATLANTIC	ACC	OVERALL
Wake Forest	22-7	54-12
Clemson	20-10	44-19
Boston College	16-14	37-20
Notre Dame	15-15	30-24
NC State	13-16	36-21
Louisville	10-20	31-24
<b>Florida State</b>	<b>9-21</b>	<b>23-31</b>

COASTAL		
Virginia	19-11	50-15
Miami	18-12	42-21
Duke	16-13	39-24
North Carolina	14-14	36-24
Virginia Tech	12-17	30-23
Georgia Tech	12-18	30-27
Pitt	10-18	24-31

2024 ATLANTIC	ACC	OVERALL
Clemson	20-10	44-16
NC State	18-11	38-21
<b>Florida State</b>	<b>17-12</b>	<b>49-17</b>
Louisville	16-14	32-24
Wake Forest	15-15	38-22
Notre Dame	9-21	27-25
Boston College	8-22	22-31

COASTAL		
North Carolina	22-8	48-16
Virginia	18-12	46-17
Duke	16-14	40-20
Georgia Tech	15-15	33-25
Virginia Tech	14-16	32-22
Miami	11-19	27-30
Pitt	10-20	26-29



# CONFERENCE TOURNAMENTS

## ALL-TIME CONFERENCE TOURNAMENT RESULTS

### METRO CONFERENCE

YR	SITE	CHAMPION	OUTSTANDING PLAYER
1976	Memphis, TN	Memphis State	Ron McNeely, Memphis State
1977	<b>Memphis, TN</b>	<b>Florida State</b>	<b>Terry Kennedy, Florida State</b>
1978	Tallahassee	Memphis State	Terry Pressgrove, Memphis State
1979	Tallahassee	Tulane	Ken Francingues, Tulane
1980	<b>Tallahassee</b>	<b>Florida State</b>	<b>Mike Fuentes, Florida State</b>
1981	<b>Tallahassee</b>	<b>Florida State</b>	<b>Mike Fuentes, Florida State</b>
1982	Tallahassee	Tulane	Eric Lane, Tulane
1983	<b>Tallahassee</b>	<b>Florida State</b>	<b>Danny Dowell, Florida State</b>
1984	<b>Tallahassee</b>	<b>Florida State</b>	<b>Jody Reed, Florida State</b>
1985	<b>Tallahassee</b>	<b>Florida State</b>	<b>Richie Lewis, Florida State</b>
1986	<b>Tallahassee</b>	<b>Florida State</b>	<b>Mike Loynd, Florida State</b>
1987	<b>Columbia, SC</b>	<b>Florida State</b>	<b>Ed Porcelli, Florida State</b>
1988	<b>Tallahassee</b>	<b>Florida State</b>	<b>Edwin Alicea, Florida State</b>
1989	<b>Columbia, SC</b>	<b>Florida State</b>	<b>Sedgwick McCollum, USM</b>
1990	<b>Hattiesburg, MS</b>	<b>Florida State</b>	<b>Allen Bevis, Florida State</b>
1991*	<b>Salem, VA</b>	<b>Florida State</b>	<b>Ty Mueller, Florida State</b>
		Southern Miss	

\*Title game rained out. FSU and USM declared co-champions.

### ATLANTIC COAST CONFERENCE

YR	SITE	CHAMPION	OUTSTANDING PLAYER
1992	Greenville, SC	Clemson	Matt Donahue, NC State
1993	Greenville, SC	NC State	Jeff Morris, Clemson
1994	Greenville, SC	Clemson	Shane Monahan, Clemson
1995	<b>Greenville, SC</b>	<b>Florida State</b>	<b>Jonathan Johnson, Florida State</b>
1996	Durham, NC	Virginia	Seth Greisinger, Virginia
1997	<b>St. Petersburg, FL</b>	<b>Florida State</b>	<b>Jeremy Morris, Florida State</b>
1998	Durham, NC	Wake Forest	John Hendricks, Wake Forest
1999	Durham, NC	Wake Forest	Andrew Riepe, Wake Forest
2000	Fort Mill, SC	Georgia Tech	Jason Basil, Georgia Tech
2001	Fort Mill, SC	Wake Forest	Dave Bush, Wake Forest
2002	<b>St. Petersburg, FL</b>	<b>Florida State</b>	<b>Stephen Drew, Florida State</b>
2003	Salem, VA	Georgia Tech	Brian Burks, Georgia Tech
2004	<b>Salem, VA</b>	<b>Florida State</b>	<b>Shane Robinson, Florida State</b>
2005	Jacksonville, FL	Georgia Tech	Tyler Greene, Georgia Tech
2006	Jacksonville, FL	Clemson	Tyler Colvin, Clemson
2007	Jacksonville, FL	North Carolina	Josh Horton, North Carolina
2008	Jacksonville, FL	Miami	Dave DiNatale, Miami
2009	Durham, NC	Virginia	Dan Grovatt, Virginia
2010	<b>Greensboro, NC</b>	<b>Florida State</b>	<b>Harold Riggins, NC State</b>
2011	Durham, NC	Virginia	Steven Proscia, Virginia
2012	Greensboro, NC	Georgia Tech	Jake Davies, Georgia Tech
2013	Durham, NC	North Carolina	Cody Stubbs, North Carolina
2014	Greensboro, NC	Georgia Tech	Dusty Isaacs, Georgia Tech
2015	<b>Durham, NC</b>	<b>Florida State</b>	<b>Boomer Biegalski, Florida State</b>
2016	Durham, NC	Clemson	Mike Triller, Clemson
2017	<b>Louisville, KY</b>	<b>Florida State</b>	<b>Jackson Lueck, Florida State</b>
2018	<b>Durham, NC</b>	<b>Florida State</b>	<b>Cal Raleigh, Florida State</b>
2019	Durham, NC	North Carolina	Michael Busch, North Carolina
2021	Charlotte, NC	Duke	Joey Loperfido, Duke
2022	Charlotte, NC	North Carolina	Vance Honeycutt, North Carolina
2023	Durham, NC	Clemson	Caden Grice, Clemson
2024	Charlotte, NC	Duke	Devin Obee, Duke

## FLORIDA STATE'S ALL-TOURNAMENT MVPs

### METRO CONFERENCE

Terry Kennedy	1977
Mike Fuentes	1980, 1981
Danny Dowell	1983
Jody Reed	1984
Richie Lewis	1985
Mike Loynd	1986
Ed Porcelli	1987
Edwin Alicea	1988
Allen Bevis	1990
Ty Mueller	1991

### ATLANTIC COAST CONFERENCE

Jonathan Johnson	1995
Jeremy Morris	1997
Stephen Drew	2002
Shane Robinson	2004
Boomer Biegalski	2015
Jackson Lueck	2017
Cal Raleigh	2018

## ALL-TOURNAMENT TEAMS

### 1977

Chip Bifano	OF
Joe Hicks	INF
Terry Kennedy	C
Larry Jones	P

### 1978

Ron Traylor	OF
Bob Benda	INF
David Mobley	INF
Brooks Carey	P

### 1979

Mike Fuentes	OF
Bruce Huff	OF
Craig Patterson	INF
Jeff Ledbetter	DH

### 1980

Mike Fuentes	OF
Lionel Martinez	INF
Rick Figueredo	INF
Ken Fischer	P

### 1981

Mike Fuentes	OF
Mike Yastrzemski	OF
Joe Licata	OF
Jeff Ledbetter	INF
Lionel Martinez	INF
Don DeLoach	INF
Craig Ramsey	C
Rick Hatcher	P

### 1982

Jeff Ledbetter	OF
Chris Cawthon	OF
Jamey Shouppe	P

### 1983

Frank Fazzini	OF
Mike Yastrzemski	OF
Rick Figueredo	INF
Jody Reed	INF
Mark Barineau	INF
Danny Dowell	C
Jeff Gray	P
David Smalley	P

### 1984

Paul Sorrento	OF
Eric Mangham	OF
Luis Alicea	INF
Jody Reed	INF
Jeff Gray	P
Doug Little	P
Vince Calandra	DH

### 1985

Frank Fazzini	OF
Paul Sorrento	OF
Vince Calandra	INF
Jimmy Jones	INF
Doug Little	P
Richie Lewis	P

### 1986

Paul Sorrento	OF
Luis Alicea	INF
Mike Loynd	P

### 1987

Deion Sanders	OF
Edwin Alicea	INF
Jose Marzan	INF
Barry Blackwell	C
Ed Porcelli	P
Richie Lewis	P

### 1988

Marc Giordano	OF
Edwin Alicea	INF
Donny Erickson	INF
Barry Blackwell	C
Bret Davis	P

### 1989

Chris Brock	OF
Brad Parker	OF
Bob Reboin	INF
Rocky Rau	INF
Brian Gilliland	INF

### 1990

Allen Bevis	INF
Eduardo Perez	INF
Brad Gregory	P
Buddy Cribb, Jr.	DH

### 1991

Ty Mueller	OF
Link Jarrett	INF
Pedro Grifol	C
Chris Roberts	P

### 1992

Chris Roberts	DH
---------------	----

### 1993

Doug Mientkiewicz	1B
Mickey Lopez	3B

### 1994

Randy Hodges	OF
Scott Zech	OF
Paul Wilson	SP

### 1995

Doug Mientkiewicz	1B
Mickey Lopez	2B
Jeremy Morris	OF
Adam Faurot	DH
Jonathan Johnson	P

### 1996

J.D. Drew	OF
Scooby Morgan	P

### 1997

Jeremy Salazar	C
Scott Zech	2B
J.D. Drew	OF
Jeremy Morris	OF
Chris Chavez	P
Randy Choate	P

### 1998

Jeremy Salazar	C
Matt Diaz	OF
Brian Cox	OF

### 1999

John Ford-Griffin	OF
-------------------	----

### 2000

Marshall McDougall	2B
--------------------	----

### 2001

Tony Richie	C
John Ford-Griffin	OF

### 2002

Tony Richie	C
Stephen Drew	SS
Ryan Barthelemy	3B
Matt Lynch	P

### 2003

Tony Richie	C
Blake Balkcom	OF

### 2004

Stephen Drew	SS
Shane Robinson	OF
Eddy Martinez-Estev	DH/UT
Mark Sauls	P

### 2005

Jack Rye	OF
----------	----

### 2006

Travis Anderson	DH
Danny Diaz	C
Buster Posey	SS

### 2007

Tony Thomas, Jr.	2B
------------------	----

### 2008

Buster Posey	C
--------------	---

### 2009

Jason Stidham	2B
Mike McGee	OF

### 2010

Tyler Holt	OF
Stephen Cardullo	SS

### 2011

Rafael Lopez	C
Mike McGee	DH/UT
James Ramsey	OF

### 2012

Justin Gonzalez	SS
-----------------	----

### 2013

DJ Stewart	OF
------------	----

### 2015

Boomer Biegalski	P
Ben DeLuizio	OF
Chris Marconcini	DH

### 2016

Dylan Busby	1B
Jackson Lueck	OF

### 2017

Dylan Busby	3B
Tyler Holton	P
Jackson Lueck	OF
Drew Mendoza	1B

### 2018

Jackson Lueck	UT/DH
Drew Mendoza	3B
Drew Parrish	P
Cal Raleigh	C

### 2019

J.C. Flowers	OF
--------------	----

### 2024

Marco Dinges	DH
Drew Faurot	2B
James Tibbs III	OF

# ACC TOURNAMENT RESULTS

## 1992 - GREENVILLE, SC (3-2)

Sunday, May 10	R	H	E
#6 Wake Forest	1	3	2
#2 Florida State	6	8	0

## MONDAY, MAY 11

#2 Florida State	2	10	0
#1 Clemson	5	9	0

## TUESDAY, MAY 12

#2 Florida State	7	12	1
#7 North Carolina	3	8	0

#3 NC State	0	4	1
#2 Florida State	1	4	0

## WEDNESDAY, MAY 13

#1 Clemson	11	10	0
#2 Florida State	0	7	3

## 1993 - GREENVILLE, SC (3-2)

SUNDAY, MAY 16	R	H	E
#5 Clemson	6	11	2
#3 Florida State	1	9	0

## MONDAY, MAY 17

#3 Florida State	11	12	0
#8 Virginia	2	6	2

## TUESDAY, MAY 18

#1 Georgia Tech	2	8	1
#3 Florida State	5	8	2

## WEDNESDAY, MAY 19

#3 Florida State	7	9	1
#5 Clemson	5	13	0

## THURSDAY, MAY 20

#2 NC State	5	9	0
#3 Florida State	1	10	2

## 1994 - GREENVILLE, SC (4-2)

WEDNESDAY, MAY 18	R	H	E
#5 NC State	6	11	1
#4 Florida State	5	9	0

## THURSDAY, MAY 19

#4 Florida State	7	15	1
#8 Maryland	1	5	2

## FRIDAY, MAY 20

#7 Wake Forest	3	7	4
#4 Florida State	18	22	1

## SATURDAY, MAY 21

#4 Florida State	10	13	1
#1 Clemson	4	11	3

#5 NC State	4	8	0
#4 Florida State	7	10	1

## SUNDAY, MAY 22 - CHAMPIONSHIP GAME

#4 Florida State	1	5	0
#1 Clemson	4	7	2

## 1995 - GREENVILLE, SC (5-1)

WEDNESDAY, MAY 17	R	H	E
#7 Virginia	0	3	2
#2 Florida State	6	9	0

## THURSDAY, MAY 18

#2 Florida State	12	8	3
#6 NC State	6	11	1

## FRIDAY, MAY 19

#1 Clemson	11	13	1
#2 Florida State	0	3	5

## SATURDAY, MAY 20

#2 Florida State	10	12	0
#4 North Carolina	1	7	2

#2 Florida State	12	14	1
#1 Clemson	2	4	2

## SUNDAY, MAY 21 - CHAMPIONSHIP GAME

#1 Clemson	2	5	2
#2 Florida State	8	10	1

## 1996 - DURHAM, NC (4-2)

WEDNESDAY, MAY 15	R	H	E
#8 Wake Forest	4	9	3
#1 Florida State	8	15	2

## THURSDAY, MAY 16

#1 Florida State	2	6	0
#5 Virginia	3	7	0

## FRIDAY, MAY 17

#1 Florida State	7	6	1
#7 Duke	3	14	1

## SATURDAY, MAY 18

#2 Clemson	1	6	2
#1 Florida State	2	4	0

#5 Virginia	2	8	0
#1 Florida State	8	13	1

## SUNDAY, MAY 19 - CHAMPIONSHIP GAME

#1 Florida State	1	2	2
#5 Virginia	12	15	2

## 1997 - ST. PETERSBURG, FL (5-0)

WEDNESDAY, MAY 14	R	H	E
#7 Duke	2	5	1
#2 Florida State	4	6	5

## THURSDAY, MAY 15

#3 NC State	3	5	2
#2 Florida State	5	6	1

## FRIDAY, MAY 16

#2 Florida State	8	11	1
#4 Clemson	4	7	1

## SATURDAY, MAY 17

#2 Florida State	12	17	0
#7 Duke	2	9	2

## CHAMPIONSHIP GAME

#4 Clemson	0	2	1
#2 Florida State	10	9	0

## 1998 - DURHAM, NC (4-2)

WEDNESDAY, MAY 13	R	H	E
#9 Virginia	1	5	1
#1 Florida State	4	12	1

## THURSDAY, MAY 14

#1 Florida State	14	12	2
#5 Wake Forest	1	7	5

## FRIDAY, MAY 15

#1 Florida State	13	22	2
#6 North Carolina	11	6	2

(10 innings)

## SATURDAY, MAY 16

#4 NC State	6	12	2
#1 Florida State	13	13	1

#1 Florida State	1	4	3
#5 Wake Forest	2	8	1

## SUNDAY, MAY 17 - CHAMPIONSHIP GAME

#5 Wake Forest	6	13	2
#1 Florida State	3	6	0

## 1999 - DURHAM, NC (2-2)

WEDNESDAY, MAY 19	R	H	E
#8 Maryland	1	4	1
#1 Florida State	4	9	1

## THURSDAY, MAY 20

#1 Florida State	7	12	1
#5 Georgia Tech	3	11	2

## FRIDAY, MAY 21

#2 Wake Forest	4	11	0
#1 Florida State	0	7	2

## SATURDAY, MAY 22

#3 Clemson	8	10	0
#1 Florida State	7	9	2

## 2000 - FORT MILL, SC (2-2)

WEDNESDAY, MAY 17	R	H	E
#6 NC State	6	9	2
#3 Florida State	8	10	4

## THURSDAY, MAY 18

#3 Florida State	4	6	1
#2 Clemson	8	12	0

## FRIDAY, MAY 19

#3 Florida State	4	8	3
#5 North Carolina	1	9	0

## SATURDAY, MAY 20

#1 Georgia Tech	10	15	1
#3 Florida State	3	8	4

## 2001 - FORT MILL, SC (3-2)

WEDNESDAY, MAY 16	R	H	E
#8 NC State	5	8	7
#1 Florida State	11	7	1

## THURSDAY, MAY 17

#1 Florida State	5	14	4
#4 Georgia Tech	6	16	0

(10 innings)

## FRIDAY, MAY 18

#2 Clemson	4	7	0
#1 Florida State	5	17	1

## SATURDAY, MAY 19

#1 Florida State	15	19	1
#3 Wake Forest	2	5	2

#8 NC State	8	10	0
#1 Florida State	4	10	3

## 2002 - ST. PETERSBURG, FL (5-0)

WEDNESDAY, MAY 22	R	H	E
#9 Duke	7	9	0
#1 Florida State	10	14	0

## THURSDAY, MAY 23

#1 Florida State	9	11	3
#4 Clemson	4	7	1

## FRIDAY, MAY 24

#1 Florida State	5	9	0
#2 Wake Forest	2	8	0

## SATURDAY, MAY 25

#5 Georgia Tech	4	6	2
#1 Florida State	7	9	2

## CHAMPIONSHIP GAME

#4 Clemson	1	8	1
#1 Florida State	4	10	0

## 2003 - SALEM, VA (3-2)

THURSDAY, MAY 22	R	H	E
#9 Duke	0	6	4
#1 Florida State	13	14	0

## FRIDAY, MAY 23

#1 Florida State	2	10	2
#5 North Carolina	3	10	0

(10 innings)

## SATURDAY, MAY 24

#6 Virginia	0	6	0
#1 Florida State	2	7	0

#1 Florida State	17	18	2
#3 NC State	6	8	3

## SUNDAY, MAY 25

#2 Georgia Tech	10	12	2
#1 Florida State	7	7	2

## 2004 - SALEM, VA (5-1)

WEDNESDAY, MAY 26	R	H	E
#6 NC State	5	12	0
#3 Florida State	6	11	1

## THURSDAY, MAY 27

#3 Florida State	6	11	2
#7 Duke	3	9	1

## FRIDAY, MAY 28

#3 Florida State	4	9	3
#1 Georgia Tech	13	15	1

## SATURDAY, MAY 29

#5 North Carolina	7	12	4
#3 Florida State	8	15	4

(11 innings)

#1 Georgia Tech	7	9	2
#3 Florida State	8	15	4

## SUNDAY, MAY 30 - CHAMPIONSHIP GAME

#3 Florida State	17	20	3
#1 Georgia Tech	5	9	3

## 2005 - JACKSONVILLE, FL (2-2)

WEDNESDAY, MAY 25	R	H	E
#5 North Carolina	2	9	3
#4 Florida State	3	9	3

(12 innings)

## THURSDAY, MAY 26

#4 Florida State	4	9	0
#1 Georgia Tech			

# ACC TOURNAMENT RESULTS

## 2009 - DURHAM, NC (2-2)

WEDNESDAY, MAY 20	R	H	E
#8 Boston College	2	9	1
#1 Florida State	7	7	0

## THURSDAY, MAY 21

#1 Florida State	4	6	0
#5 Miami	2	4	2

## SATURDAY, MAY 23

#4 Georgia Tech	9	10	0
#1 Florida State	2	10	1

## SUNDAY, MAY 24 - CHAMPIONSHIP GAME

#6 Virginia	6	8	0
#1 Florida State	3	9	3

## 2010 - GREENSBORO, NC (3-1)

WEDNESDAY, MAY 26	R	H	E
#5 Florida State	3	6	1
#4 Miami	9	7	2

## THURSDAY, MAY 27

#5 Florida State	11	14	0
#1 Virginia	4	6	0

## FRIDAY, MAY 28

#8 Boston College	2	5	1
#5 Florida State	12	15	1

## SUNDAY, MAY 30 - CHAMPIONSHIP GAME

#7 NC State	3	7	1
#5 Florida State	8	12	0

## 2011 - DURHAM, NC (2-2)

WEDNESDAY, MAY 25	R	H	E
#7 NC State	7	10	0
#2 Florida State	0	4	2

## THURSDAY, MAY 26

#2 Florida State	6	13	0
#6 Clemson	3	10	0

## SATURDAY, MAY 28

#3 Georgia Tech	2	7	2
#2 Florida State	4	7	2

## SUNDAY, MAY 29 - CHAMPIONSHIP GAME

#2 Florida State	2	8	0
#1 Virginia	7	6	2

## 2012 - GREENSBORO, NC (0-3)

WEDNESDAY, MAY 23	R	H	E
#8 Georgia Tech	5	7	1
#1 Florida State	4	7	0

## FRIDAY, MAY 25

#1 Florida State	7	11	2
#5 Clemson	9	11	0

## SATURDAY, MAY 26

#1 Florida State	0	5	2
#4 Virginia	7	12	0

## 2013 - DURHAM, NC (0-3)

WEDNESDAY, MAY 22	R	H	E
#7 Georgia Tech	4	9	0
#2 Florida State	3	6	0

## THURSDAY, MAY 23

#2 Florida State	2	7	0
#6 Virginia Tech	3	8	0

## SATURDAY, MAY 25

#2 Florida State	4	8	3
#3 Virginia	7	13	0

(12 innings)

## 2014 - GREENSBORO, NC (2-1)

WEDNESDAY, MAY 21	R	H	E
#7 North Carolina	1	6	1
#2 Florida State	7	9	1

## FRIDAY, MAY 23

#2 Florida State	3	4	3
#6 Maryland	5	7	1

## SATURDAY, MAY 24

#3 Virginia	4	8	1
#2 Florida State	6	8	0

## 2015 - DURHAM, NC (4-0)

WEDNESDAY, MAY 20	R	H	E
#5 Clemson	1	6	0
#4 Florida State	3	3	2

## THURSDAY, MAY 21

#4 Florida State	8	12	1
#8 North Carolina	4	8	1

## SATURDAY, MAY 23

#1 Louisville	0	6	1
#4 Florida State	6	7	1

## SUNDAY, MAY 24 - CHAMPIONSHIP GAME

#6 NC State	2	5	0
#4 Florida State	6	8	0

## 2016 - DURHAM, NC (3-1)

WEDNESDAY, MAY 25	R	H	E
#5 NC State	3	7	0
#4 Florida State	7	8	1

## THURSDAY, MAY 26

#4 Florida State	6	10	1
#9 Georgia Tech	1	6	0

## SATURDAY, MAY 28

#1 Miami	4	8	0
#4 Florida State	5	11	0

## SUNDAY, MAY 29 - CHAMPIONSHIP GAME

#6 Clemson	18	15	1
#4 Florida State	13	11	4

## 2017 - LOUISVILLE, KY (4-0)

WEDNESDAY, MAY 24	R	H	E
#12 Notre Dame	3	14	0
#8 Florida State	5	8	0

(12 innings)

## FRIDAY, MAY 26

#8 Florida State	6	10	3
#1 Louisville	2	4	0

## SATURDAY, MAY 27

#9 Duke	1	5	1
#8 Florida State	5	11	0

## SUNDAY, MAY 28 - CHAMPIONSHIP GAME

#8 Florida State	7	9	2
#2 North Carolina	3	7	0

## 2018 - DURHAM, NC (4-0)

TUESDAY, MAY 22	R	H	E
#10 Virginia	2	6	1
#6 Florida State	3	9	0

(11 innings)

## FRIDAY, MAY 25

#6 Florida State	5	10	3
#3 NC State	2	5	0

## SATURDAY, MAY 26

#6 Florida State	5	7	1
#2 Clemson	4	5	0

## SUNDAY, MAY 27 - CHAMPIONSHIP GAME

#6 Florida State	11	11	0
#5 Louisville	8	11	3

(10 innings)

### Year-by-Year Record

1992: Greenville, S.C.	3-2
1993: Greenville, S.C.	3-2
1994: Greenville, S.C.	4-2
1995: Greenville, S.C.	5-1
1996: Durham, N.C.	4-2
1997: St. Petersburg, Fla.	5-0
1998: Durham, N.C.	4-2
1999: Durham, N.C.	2-2
2000: Fort Mill, S.C.	2-2
2001: Fort Mill, S.C.	3-2
2002: St. Petersburg, Fla.	5-0
2003: Salem, Va.	3-2
2004: Salem, Va.	5-1
2005: Jacksonville, Fla.	2-2
2006: Jacksonville, Fla.	3-2
2007: Jacksonville, Fla.	1-2
2008: Jacksonville, Fla.	2-1
2009: Durham, N.C.	2-2
2010: Greensboro, N.C.	3-1
2011: Durham, N.C.	2-2
2012: Greensboro, N.C.	0-3
2013: Durham, N.C.	0-3
2014: Greensboro, N.C.	2-1
2015: Durham, N.C.	4-0
2016: Durham, N.C.	3-1
2017: Louisville, Ky.	4-0
2018: Durham, N.C.	4-0
2019: Durham, N.C.	1-1
2020: Canceled	-
2021: Charlotte, N.C.	1-1
2022: Charlotte, N.C.	1-1
2024: Charlotte, N.C.	3-1
<b>total</b>	<b>86-44</b>

## 2019 - DURHAM, NC (1-1)

TUESDAY, MAY 21	R	H	E
#10 Wake Forest	7	11	2
#6 Florida State	4	6	0

## FRIDAY, MAY 24

#6 Florida State	11	16	1
#3 NC State	0	1	1

(7 innings)

## 2021 - CHARLOTTE, NC (1-1)

WEDNESDAY, MAY 26	R	H	E
#9 Duke	12	13	1
#5 Florida State	1	4	2

## FRIDAY, MAY 28

#5 Florida State	6	8	1
#4 Miami	3	8	2

## 2022 - CHARLOTTE, NC (1-1)

WEDNESDAY, MAY 25	R	H	E
#9 Florida State	13	15	1
#5 Virginia	3	10	2

(8 innings)

### Record by Location

North Carolina				
City	Rec	Last	Titles	
Durham	26-15	2019	2	
Charlotte	5-3	2024	--	
Greensboro	5-5	2014	1	
<b>totals</b>	<b>36-21</b>	<b>2024</b>	<b>3</b>	
South Carolina				
City	Rec	Last	Titles	
Greenville	15-7	1995	1	
Fort Mill	5-4	2001	--	
<b>totals</b>	<b>20-11</b>	<b>2001</b>	<b>1</b>	
Florida				
City	Rec	Last	Titles	
St. Petersburg	10-0	2002	2	
Jacksonville	8-7	2008	--	
<b>totals</b>	<b>18-7</b>	<b>2008</b>	<b>2</b>	
Virginia				
City	Rec	Last	Titles	
Salem	8-3	2004	1	
Kentucky				
City	Rec	Last	Titles	
Louisville	4-0	2017	1	

## THURSDAY, MAY 26

#4 Notre Dame	5	3	12
#9 Florida State	3	7	1

## 2024 - CHARLOTTE, NC (3-1)

TUESDAY, MAY 21	R	H	E
#9 Georgia Tech	9	12	1
#5 Florida State	12	13	2

## FRIDAY, MAY 24

#5 Florida State	12	16	1
#4 Virginia	7	9	0

## SATURDAY, MAY 25

#8 Wake Forest	6	8	1
#5 Florida State	9	10	1

## SUNDAY, MAY 26 - CHAMPIONSHIP GAME

#6 Duke	16	16	0
#5 Florida State	4	11	0

### Record vs. Opponents

Boston College	2-0
Last: W, 2010	Champ Gm: --
Clemson	13-10
Last: W, 2018	Champ Gm: 3-2
Duke	7-2
Last: L, 2024	Champ Gm: 0-1
Georgia Tech	8-9
Last: W, 2024	Champ Gm: 1-0
Louisville	3-0
Last: W, 2018	Champ Gm: 1-0
Maryland	2-1
Last: L, 2014	Champ Gm: --
Miami	3-2
Last: W, 2021	Champ Gm: --
NC State	15-5
Last: W, 2019	Champ Gm: 2-0
North Carolina	11-1
Last: W, 2017	Champ Gm: 1-0
Notre Dame	1-1
Last: L, 2022	Champ Gm: --
Virginia	11-8
Last: W, 2024	Champ Gm: 0-3
Virginia Tech	0-1
Last: L, 2013	Champ Gm: --
Wake Forest	10-4
Last: W, 2024	Champ Gm: 0-1

# NCAA TOURNAMENT RESULTS

**1956 (1-2)**  
**DISTRICT 3 PLAYOFFS - GASTONIA, N.C.**

6/1/56	vs. Duke	W	2-1
6/2/56	vs. Duke	L	2-4
6/2/56	vs. Duke	L	6-7

**1957 (3-3)**  
**DISTRICT 3 PLAYOFFS - GASTONIA, N.C.**

5/31/57	vs. Georgia Southern	W	5-3
5/31/57	vs. Duke	W	3-2
6/1/57	vs. Duke	L	6-8
6/3/57	vs. Duke	W	4-1

**COLLEGE WORLD SERIES - OMAHA, NEB.**

6/8/57	vs. Penn State	L	0-7
6/9/57	vs. Connecticut	L	3-5

**1958 (1-2)**  
**DISTRICT 3 PLAYOFFS - GASTONIA, N.C.**

6/5/58	vs. George Washington	W	3-1
6/7/58	vs. Florida	L	1-2
6/7/58	vs. Clemson	L	5-8

**1959 (2-2)**  
**DISTRICT 3 PLAYOFFS - GASTONIA, N.C.**

6/4/59	vs. George Washington	W	3-2
6/5/59	vs. Clemson	L	2-24
6/5/59	vs. Georgia Tech	W	16-9
6/6/59	vs. Clemson	L	0-5

**1961 (1-2)**  
**DISTRICT 3 PLAYOFFS - GASTONIA, N.C.**

6/1/61	vs. West Virginia	W	3-1
6/1/61	vs. Duke	L	2-7
6/2/61	vs. West Virginia	L	3-4

**1962 (6-3)**  
**DISTRICT 3 PLAYOFFS - GASTONIA, N.C.**

5/30/62	vs. Florida	L	0-1
6/1/62	vs. West Virginia	W	6-5
6/2/62	vs. Florida	W	3-1
6/4/62	vs. Wake Forest	W	10-8
6/4/62	vs. Wake Forest	W	3-2

**COLLEGE WORLD SERIES - OMAHA, NEB.**

6/11/62	vs. Santa Clara	W	5-1
6/12/62	vs. Ithaca	W	5-4
6/13/62	vs. Michigan	L	7-10
6/14/62	vs. Santa Clara	L	6-11

**1963 (4-3)**  
**DISTRICT 3 PLAYOFFS - GASTONIA, N.C.**

5/30/63	vs. Auburn	W	4-3
5/30/63	vs. Wake Forest	W	12-4
6/1/63	vs. Wake Forest	L	5-6
6/1/63	vs. Wake Forest	W	11-5

**COLLEGE WORLD SERIES - OMAHA, NEB.**

6/10/63	vs. Western Michigan	W	5-2
6/11/63	vs. Arizona	L	3-4 (11)
6/12/63	vs. USC	L	3-4

**1965 (5-3)**  
**DISTRICT 3 PLAYOFFS - GASTONIA, N.C.**

5/26/65	vs. Mississippi State	L	3-6
5/27/65	vs. Maryland	W	7-3
5/28/65	vs. Mississippi State	W	6-2
5/29/65	vs. Furman	W	2-1
5/29/65	vs. Furman	W	7-5

**COLLEGE WORLD SERIES - OMAHA, NEB.**

6/7/65	vs. Ohio State	L	1-2
6/8/65	vs. Texas	W	3-2
6/9/65	vs. St. Louis	L	3-5

**1966 (3-2)**  
**DISTRICT 3 PLAYOFFS - GASTONIA, N.C.**

6/2/66	vs. Mississippi State	L	3-4
6/3/66	vs. East Carolina	W	6-3
6/3/66	vs. Mississippi State	W	7-0
6/4/66	vs. North Carolina	W	6-5
6/4/66	vs. North Carolina	L	4-6

**1967 (1-2)**  
**DISTRICT 3 PLAYOFFS - GASTONIA, N.C.**

6/2/67	vs. Clemson	W	5-3
6/3/67	vs. Auburn	L	3-13
6/3/67	vs. Clemson	L	4-6

**1968 (3-2)**  
**DISTRICT 3 PLAYOFFS - GASTONIA, N.C.**

5/30/68	vs. East Carolina	L	1-2
5/31/68	vs. Alabama	W	6-1
6/1/68	vs. East Carolina	W	3-2
6/1/68	vs. NC State	W	15-12
6/3/68	vs. NC State	L	1-4

**1970 (7-2)**  
**DISTRICT 3 PLAYOFFS - GASTONIA, N.C.**

5/28/70	vs. East Carolina	W	2-0
5/29/70	vs. Maryland	W	10-1
5/30/70	vs. Mississippi State	W	5-4

**COLLEGE WORLD SERIES - OMAHA, NEB.**

6/13/70	vs. Arizona	W	4-0
6/14/70	vs. Dartmouth	W	6-0
6/15/70	vs. Texas	L	1-5
6/16/70	vs. Ohio	W	2-0
6/17/70	vs. Texas	W	11-2
6/18/70	vs. USC	L	1-2 (15)

**1972 (1-2)**  
**DISTRICT 3 PLAYOFFS - GASTONIA, N.C.**

6/1/72	vs. South Alabama	L	5-6
6/2/72	vs. Richmond	W	10-5
6/3/72	vs. Ole Miss	L	3-8

**1975 (3-2)**  
**NCAA REGIONAL - STARKVILLE, MISS.**

5/23/75	vs. Miami	W	1-0
5/24/75	vs. LSU	W	4-2
5/25/75	vs. Miami	W	6-5

**COLLEGE WORLD SERIES - OMAHA, NEB.**

6/7/75	vs. Eastern Michigan	L	1-2
6/8/75	vs. Seton Hall	L	0-11

**1976 (1-2)**  
**NCAA REGIONAL - TALLAHASSEE, FLA.**

5/21/76	Jacksonville	W	6-1
5/24/76	Auburn	L	1-2
5/24/76	Jacksonville	L	7-9

**1978 (0-2)**  
**NCAA REGIONAL - MIAMI, FLA.**

5/19/78	vs. Marshall	L	0-4
5/20/78	at Miami	L	2-7

**1979 (0-2)**  
**NCAA REGIONAL - TALLAHASSEE, FLA.**

5/25/79	Florida	L	5-9
5/26/79	Delaware	L	6-7

**1980 (3-2)**  
**NCAA REGIONAL - TALLAHASSEE, FLA.**

5/22/80	New Orleans	W	10-8
5/24/80	Western Kentucky	W	19-7
5/25/80	Western Kentucky	W	10-5

**COLLEGE WORLD SERIES - OMAHA, NEB.**

5/30/80	vs. Hawaii	L	6-7
5/31/80	vs. Arizona	L	3-5

**1981 (2-2)**  
**NCAA REGIONAL - MIAMI, FLA.**

5/21/81	vs. Florida	W	5-1
5/22/81	vs. Minnesota	W	9-5
5/23/81	at Miami	L	6-14
5/23/81	vs. Florida	L	4-5

**1982 (1-2)**  
**NCAA REGIONAL - AUSTIN, TEXAS**

5/28/82	Eastern Michigan	L	2-7
5/29/82	Ohio State	W	8-3
5/30/82	Oklahoma	L	5-6

**1983 (1-2)**  
**NCAA REGIONAL - TALLAHASSEE, FLA.**

5/27/83	South Alabama	W	8-2
5/28/83	Alabama	L	5-7
5/29/83	Miami	L	5-10

**1984 (0-2)**  
**NCAA REGIONAL - TALLAHASSEE, FLA.**

5/24/84	Stetson	L	7-10
5/25/84	East Carolina	L	4-7

**1985 (2-2)**  
**NCAA REGIONAL - TALLAHASSEE, FLA.**

5/23/85	George Mason	W	11-0
5/24/85	Georgia Tech	W	9-1
5/25/85	Arkansas	L	6-7
5/25/85	Georgia Tech	L	3-8

**1986 (7-2)**  
**NCAA REGIONAL - TALLAHASSEE, FLA.**

5/22/86	NC State	W	10-6
5/23/86	Texas A&M	W	12-9
5/24/86	USF	W	11-7

**COLLEGE WORLD SERIES - OMAHA, NEB.**

5/31/86	vs. Indiana State	W	5-3
6/3/86	vs. Miami	W	7-2
6/6/86	vs. Arizona	L	5-9
6/7/86	vs. Oklahoma State	W	6-5
6/8/86	vs. Miami	W	4-3
6/9/86	vs. Arizona	L	2-10

**1987 (5-3)**  
**NCAA REGIONAL - TALLAHASSEE, FLA.**

5/21/87	East Carolina	W	10-5
5/22/87	Miami	W	5-2
5/23/87	South Alabama	W	12-3
5/24/87	South Alabama	L	3-6
5/24/87	South Alabama	W	9-2

**COLLEGE WORLD SERIES - OMAHA, NEB.**

5/29/87	vs. LSU	L	2-6 (10)
5/31/87	vs. Arizona State	W	3-0
6/3/87	vs. Texas	L	4-6 (10)

**1988 (2-2)**  
**NCAA REGIONAL - TALLAHASSEE, FLA.**

5/25/88	Stetson	W	10-3
5/27/88	Tulane	W	8-6
5/28/88	Florida	L	3-9
5/29/88	Stetson	L	2-7

**1989 (6-2)**  
**NCAA REGIONAL - TALLAHASSEE, FLA.**

5/25/89	Rider	W	13-7
5/26/89	USF	W	8-1
5/27/89	Auburn	W	7-6
5/28/89	Clemson	W	8-1

**COLLEGE WORLD SERIES - OMAHA, NEB.**

6/2/89	vs. North Carolina	W	4-2
6/4/89	vs. Wichita State	W	4-2
6/7/89	vs. Wichita State	L	4-7
6/8/89	vs. Wichita State	L	9-12

**1990 (4-2)**  
**NCAA REGIONAL - STARKVILLE, MISS.**

5/24/90	vs. Lafayette	W	7-2
5/25/90	vs. Central Michigan	W	4-2
5/26/90	at Mississippi State	L	8-11
5/26/90	vs. Illinois	W	6-4
5/27/90	at Mississippi State	W	11-9
5/27/90	at Mississippi State	L	3-4

**1991 (4-2)**  
**NCAA REGIONAL - TALLAHASSEE, FLA.**

5/23/91	Coastal Carolina	W	6-0
5/24/91	Florida International	W	6-3
5/25/91	Alabama	W	5-2
5/26/91	Alabama	W	6-5

**COLLEGE WORLD SERIES - OMAHA, NEB.**

5/31/91	vs. Fresno State	L	3-6
6/2/91	vs. Florida	L	0-5

**1992 (6-3)**  
**NCAA REGIONAL - TALLAHASSEE, FLA.**

5/21/92	Western Carolina	L	0-1
5/22/92	Stetson	W	2-0
5/23/92	Kent State	W	4-2
5/23/92	Stanford	W	9-4
5/24/92	Western Carolina	W	4-3
5/24/92	Western Carolina	W	18-3

**COLLEGE WORLD SERIES - OMAHA, NEB.**

5/29/92	vs. Cal State Fullerton	L	2-7
5/31/92	vs. California	W	5-4
6/2/92	vs. Cal State Fullerton	L	0-6

**1993 (2-2)**  
**NCAA REGIONAL - TALLAHASSEE, FLA.**

5/27/93	USF	W	4-2
5/28/93	Notre Dame	W	7-3
5/29/93	Long Beach State	L	1-4
5/29/93	Notre Dame	L	3-4



# NCAA TOURNAMENT RESULTS

## 1994 (5-2)

### NCAA REGIONAL - TALLAHASSEE, FLA.

5/26/94	Central Michigan	W	8-6
5/27/94	Jacksonville	W	5-1
5/28/94	Jacksonville	W	5-1
5/30/94	BYU	W	7-1

### COLLEGE WORLD SERIES - OMAHA, NEB.

6/3/94	vs. LSU	W	6-3
6/5/94	vs. Georgia Tech	L	4-12 (10)
6/7/94	vs. Cal State Fullerton	L	3-10

## 1995 (5-2)

### NCAA REGIONAL - TALLAHASSEE, FLA.

5/25/95	Troy	W	18-3
5/26/95	South Alabama	W	7-2
5/27/95	Old Dominion	W	7-2
5/28/95	Ole Miss	W	13-1

### COLLEGE WORLD SERIES - OMAHA, NEB.

6/2/95	vs. Oklahoma	W	3-2
6/4/95	vs. Miami	L	2-4
6/6/95	vs. USC	L	11-16

## 1996 (5-2)

### NCAA REGIONAL - STANFORD, CALIF.

5/23/96	vs. Northeastern Illinois	W	16-0
5/24/96	vs. UC Santa Barbara	W	10-1
5/25/96	at Stanford	W	5-4
5/26/96	vs. Cal State Northridge	W	9-2

### COLLEGE WORLD SERIES - OMAHA, NEB.

6/1/96	vs. Florida	L	2-5
6/3/96	vs. Wichita State	W	8-4
6/4/96	vs. Florida	L	3-6

## 1997 (4-2)

### NCAA REGIONAL - TALLAHASSEE, FLA.

5/22/97	Marist	W	4-2
5/23/97	UCF	W	16-2
5/24/97	Auburn	L	7-8
5/24/97	USF	W	6-5
5/25/97	Auburn	W	9-7
5/25/97	Auburn	L	2-5

## 1998 (4-2)

### NCAA REGIONAL - TALLAHASSEE, FLA.

5/21/98	Liberty	W	10-7
5/22/98	Delaware	W	27-6
5/23/98	Oklahoma	W	23-2
5/24/98	Auburn	W	16-10

### COLLEGE WORLD SERIES - OMAHA, NEB.

5/29/98	vs. Arizona State	L	10-11
5/31/98	vs. Long Beach State	L	4-7

## 1999 (9-2)

### NCAA REGIONAL - TALLAHASSEE, FLA.

5/28/99	The Citadel	W	24-6
5/29/99	Jacksonville	W	9-2
5/30/99	Providence	W	14-3

### NCAA SUPER REGIONAL - TALLAHASSEE, FLA.

6/4/99	Auburn	W	10-2
6/5/99	Auburn	W	6-3

### COLLEGE WORLD SERIES - OMAHA, NEB.

6/12/99	vs. Texas A&M	W	7-3
6/14/99	vs. Stanford	L	6-10
6/16/99	vs. Cal State Fullerton	W	7-2
6/17/99	vs. Stanford	W	8-6
6/18/99	vs. Stanford	W	14-11 (13)
6/19/99	vs. Miami	L	5-6

## 2000 (8-4)

### NCAA REGIONAL - TALLAHASSEE, FLA.

5/26/00	Bethune-Cookman	W	6-3
5/27/00	UCF	L	8-9
5/27/00	Evansville	W	11-2
5/28/00	UCF	W	6-1
5/28/00	UCF	W	8-1

### NCAA SUPER REGIONAL - TALLAHASSEE, FLA.

6/2/00	Miami	W	9-2
6/3/00	Miami	L	5-7
6/4/00	Miami	W	6-1

### COLLEGE WORLD SERIES - OMAHA, NEB.

6/10/00	vs. USC	L	4-6
6/12/00	vs. Texas	W	6-2
6/14/00	vs. USC	W	3-2
6/15/00	vs. LSU	L	3-6

## 2001 (4-2)

### NCAA REGIONAL - TALLAHASSEE, FLA.

5/25/01	Bethune-Cookman	W	8-1
5/26/01	Auburn	W	10-6
5/27/01	Auburn	W	9-6

### NCAA SUPER REGIONAL - ATHENS, GA.

6/2/01	at Georgia	L	7-8
6/3/01	at Georgia	W	11-6
6/4/01	at Georgia	L	3-8

## 2002 (4-2)

### NCAA REGIONAL - TALLAHASSEE, FLA.

5/31/02	Stetson	W	11-8
6/1/02	UCF	W	7-3
6/2/02	USF	W	13-6

### NCAA SUPER REGIONAL - TALLAHASSEE, FLA.

6/7/02	Notre Dame	L	4-10
6/9/02	Notre Dame	W	12-5
6/10/02	Notre Dame	L	1-3

## 2003 (4-3)

### NCAA REGIONAL - TALLAHASSEE, FLA.

5/30/03	Jacksonville	W	6-0
5/31/03	South Alabama	L	6-8
5/31/03	Rutgers	W	17-7
6/1/03	South Alabama	W	13-5
6/1/03	South Alabama	W	12-2

### NCAA SUPER REGIONAL - TALLAHASSEE, FLA.

6/8/03	Texas	L	3-8
6/9/03	Texas	L	5-6

## 2004 (3-3)

### NCAA REGIONAL - TALLAHASSEE, FLA.

6/4/04	Bethune-Cookman	W	10-3
6/5/04	UCF	W	3-2
6/6/04	UCF	L	5-7
6/6/04	UCF	W	19-3

### NCAA SUPER REGIONAL - FAYETTEVILLE, ARK.

6/11/04	at Arkansas	L	5-7
6/12/04	at Arkansas	L	2-4

## 2005 (3-2)

### NCAA REGIONAL - TALLAHASSEE, FLA.

6/3/05	Army	W	3-2
6/4/05	Auburn	W	4-3
6/5/05	Auburn	W	10-4

### NCAA SUPER REGIONAL - GAINESVILLE, FLA.

6/10/05	at Florida	L	1-8
6/11/05	at Florida	L	5-8

## 2006 (2-2)

### NCAA REGIONAL - ATHENS, GA.

6/3/06	vs. Jacksonville	W	18-0
6/3/06	at Georgia	W	6-4
6/4/06	at Georgia	L	1-7
6/5/06	at Georgia	L	2-3

## 2007 (1-2)

### NCAA REGIONAL - TALLAHASSEE, FLA.

6/1/07	Bethune-Cookman	W	6-2
6/2/07	Mississippi State	L	0-3
6/3/07	Stetson	W	17-1
6/3/07	Mississippi State	L	4-9

## 2008 (6-4)

### NCAA REGIONAL - TALLAHASSEE, FLA.

5/30/08	Bucknell	L	0-7
5/31/08	Florida	W	17-11
6/1/08	Bucknell	W	24-9
6/1/08	Tulane	W	17-8
6/2/08	Tulane	W	16-7

### NCAA SUPER REGIONAL - TALLAHASSEE, FLA.

6/6/08	Wichita State	L	7-10
6/7/08	Wichita State	W	14-4
6/8/08	Wichita State	W	11-4

### COLLEGE WORLD SERIES - OMAHA, NEB.

6/14/08	vs. Stanford	L	5-16
6/16/08	vs. Miami	L	5-7

## 2009 (3-2)

### NCAA REGIONAL - TALLAHASSEE, FLA.

5/29/09	Marist	W	16-4
5/30/09	Georgia	W	8-2
5/31/09	Ohio State	W	37-6

### NCAA SUPER REGIONAL - TALLAHASSEE, FLA.

6/5/09	Arkansas	L	2-7
6/6/09	Arkansas	L	8-9

## 2010 (6-3)

### NCAA REGIONAL - NORWICH, CONN.

6/4/10	vs. Central Conn. State	W	11-3
6/5/10	vs. Oregon	W	6-4
6/6/10	vs. Oregon	W	5-3

### NCAA SUPER REGIONAL - TALLAHASSEE, FLA.

6/11/10	Vanderbilt	W	9-8
6/12/10	Vanderbilt	L	2-6
6/13/10	Vanderbilt	W	7-6

### COLLEGE WORLD SERIES - OMAHA, NEB.

6/19/10	vs. TCU	L	1-8
6/21/10	vs. Florida	W	8-5
6/23/10	vs. TCU	L	7-11

## 2011 (4-2)

### NCAA REGIONAL - TALLAHASSEE, FLA.

6/3/11	Bethune-Cookman	W	6-5
6/4/11	Alabama	W	9-5
6/6/11	Alabama	W	11-1

### NCAA SUPER REGIONAL - TALLAHASSEE, FLA.

6/11/11	Texas A&M	L	2-6
6/12/11	Texas A&M	W	23-9
6/13/11	Texas A&M	L	2-11

## 2012 (7-2)

### NCAA REGIONAL - TALLAHASSEE, FLA.

6/1/12	UAB	W	2-1
6/2/12	Samford	W	8-1
6/3/12	Samford	W	5-2

### NCAA SUPER REGIONAL - TALLAHASSEE, FLA.

6/8/12	Stanford	W	17-1
6/10/12	Stanford	W	18-7

### COLLEGE WORLD SERIES - OMAHA, NEB.

6/15/12	vs. Arizona	L	3-4 (12)
6/17/12	vs. Stony Brook	W	12-2
6/19/12	vs. UCLA	W	4-1
6/21/12	vs. Arizona	L	3-10

## 2013 (3-2)

### NCAA REGIONAL - TALLAHASSEE, FLA.

5/31/13	Savannah State	W	10-0
6/1/13	Troy	W	11-0
6/2/13	Troy	W	11-4

### NCAA SUPER REGIONAL - TALLAHASSEE, FLA.

6/8/13	Indiana	L	9-10
6/9/13	Indiana	L	6-11

## 2014 (0-2)

### NCAA REGIONAL - TALLAHASSEE, FLA.

5/30/14	Georgia Southern	L	0-7
5/31/14	Alabama	L	5-6

## 2015 (3-2)

### NCAA REGIONAL - TALLAHASSEE, FLA.

5/29/15	Mercer	W	5-4 (10)
5/30/15	College of Charleston	W	3-2
6/1/15	College of Charleston	W	8-1

### NCAA SUPER REGIONAL - GAINESVILLE, FLA.

6/5/15	at Florida	L	5-13
6/6/15	at Florida	L	4-11

## 2016 (4-2)

### NCAA REGIONAL - TALLAHASSEE, FLA.

6/3/16	Alabama State	W	18-6
6/4/16	Southern Miss	W	7-2
6/5/16	South Alabama	W	18-6

### NCAA SUPER REGIONAL - GAINESVILLE, FLA.

6/11/16	at Florida	W	3-0
6/12/16	at Florida	L	0-5
6/13/16	at Florida	L	0-7

# NCAA TOURNAMENT RESULTS

## FSU IN THE NCAA TOURNAMENT

All-Time Record	207-134	Regionals: 155-63 // Super Regionals: 20-23 // CWS: 32-48
Appearances	60	First Appearance: 1956 // Last Appearance: 2024

## FSU IN THE COLLEGE WORLD SERIES

All-Time CWS Record	32-48	
Appearances	24	First Appearance: 1957 // Last Appearance: 2024
Top Finish	Second (1970, 1986, 1999)	
CWS Appearances by Head Coach:		
	Danny Litwhiler: 1957, 1962, 1963	
	Fred Hatfield: 1965	
	Jack Stallings: 1970	
	Woody Woodward: 1975	
	Mike Martin: 1980, 1986, 1987, 1989, 1991, 1992, 1994, 1995, 1996, 1998, 1999, 2000, 2008, 2010, 2012, 2017, 2019	
	Link Jarrett: 2024	

## SEMINOLES ON CWS ALL-TOURNAMENT TEAM

YEAR	PLAYER	POSITION	CLASS
1963	Woody Woodward	Shortstop	Junior
1970	Gene Ammann*	Pitcher	Junior
1970	John Grubb	Outfielder	Junior
1986	Luis Alicea	Second Baseman	Junior
1986	Bien Figureoa	Shortstop	Senior
1986	Paul Sorrento	Outfielder	Junior
1986	Richie Lewis	Pitcher	Sophomore
1989	Rocky Rau	Second Baseman	Junior
1995	Doug Mientkiewicz	First Baseman	Junior
1995	J.D. Drew	Outfielder	Freshman
1999	Marshall McDougall*	Second Baseman	Junior
1999	Matt Diaz	Outfielder	Sophomore
1999	Jeremiah Klosterman	Catcher	Senior
1999	Sam Scott	Designated Hitter	Junior
1999	Chris Chavez	Pitcher	Senior
2000	Jon McDonald	Pitcher	Junior
2012	Sherman Johnson	Third Baseman	Senior
2012	Devon Travis	Second Baseman	Junior
2017	Drew Mendoza	First Baseman	Freshman
2017	Dylan Busby	Third Baseman	Junior
2024	Jaime Ferrer	Outfielder	Junior
2024	Jaxson West	Catcher	Sophomore

\*College World Series Most Outstanding Player

## 2017 (7-3)

### NCAA REGIONAL - TALLAHASSEE, FLA.

6/2/17	Tennessee Tech	L	1-3
6/3/17	UCF	W	6-1
6/4/17	Tennessee Tech	W	5-3
6/4/17	Auburn	W	8-7 (10)
6/5/17	Auburn	W	6-0

### NCAA SUPER REGIONAL - TALLAHASSEE, FLA.

6/10/17	Sam Houston State	W	7-6
6/11/17	Sam Houston State	W	19-0

### COLLEGE WORLD SERIES - OMAHA, NEB.

6/17/17	vs. LSU	L	4-5
6/19/17	vs. Cal State Fullerton	W	6-4
6/21/17	vs. LSU	L	4-7

## 2018 (0-2)

### NCAA REGIONAL - TALLAHASSEE, FLA.

6/1/18	Samford	L	6-7
6/2/18	Mississippi State	L	2-3

## 2019 (6-2)

### NCAA REGIONAL - ATHENS, GA.

5/31/19	vs. Florida Atlantic	W	13-7
6/1/19	at Georgia	W	12-3
6/2/19	at Georgia	W	10-1

### NCAA SUPER REGIONAL - BATON ROUGE, LA.

6/8/19	at LSU	W	6-4
6/9/19	at LSU	W	5-4 (12)

### COLLEGE WORLD SERIES - OMAHA, NEB.

6/15/19	vs. Arkansas	W	1-0
6/17/19	vs. Michigan	L	0-2
6/19/19	vs. Texas Tech	L	1-4

## 2021 (1-2)

### NCAA REGIONAL - OXFORD, MISS.

6/4/21	vs. Southern Miss	W	5-2
6/5/21	at Ole Miss	L	3-4
6/6/21	vs. Southern Miss	L	4-7

## 2022 (1-2)

### NCAA REGIONAL - AUBURN, ALA.

6/3/22	vs. UCLA	W	5-3
6/4/22	at Auburn	L	7-21
6/5/22	vs. UCLA	L	1-2

## 2024 (7-2)

### NCAA REGIONAL - TALLAHASSEE, FLA.

5/31/24	Stetson	W	7-2
6/1/24	UCF	W	5-2
6/2/24	UCF	W	12-4

### NCAA SUPER REGIONAL - TALLAHASSEE, FLA.

6/7/24	UConn	W	24-4
6/8/24	UConn	W	10-8 (12)

### COLLEGE WORLD SERIES - OMAHA, NEB.

6/14/24	Tennessee	L	11-12
6/16/24	Virginia	W	7-3
6/18/24	North Carolina	W	9-5
6/19/24	Tennessee	L	2-7



# NCAA TOURNAMENT RESULTS

## ALL-TIME DISTRICT/REGIONAL RESULTS

6/1/56	vs. Duke	W	2-1
6/2/56	vs. Duke	L	2-4
6/2/56	vs. Duke	L	6-7
5/31/57	vs. Georgia Southern	W	5-3
5/31/57	vs. Duke	W	3-2
6/1/57	vs. Duke	L	6-8
6/3/57	vs. Duke	W	4-1
6/5/58	vs. George Washington	W	3-1
6/7/58	vs. Florida	L	1-2
6/7/58	vs. Clemson	L	5-8
6/4/59	vs. George Washington	W	3-2
6/5/59	vs. Clemson	L	2-24
6/5/59	vs. Georgia Tech	W	16-9
6/6/59	vs. Clemson	L	0-5
6/1/61	vs. West Virginia	W	3-1
6/1/61	vs. Duke	L	2-7
6/2/61	vs. West Virginia	L	3-4
5/30/62	vs. Florida	L	0-1
6/1/62	vs. West Virginia	W	6-5
6/2/62	vs. Florida	W	3-1
6/4/62	vs. Wake Forest	W	10-8
6/4/62	vs. Wake Forest	W	3-2
5/30/63	vs. Auburn	W	4-3
5/30/63	vs. Wake Forest	W	12-4
6/1/63	vs. Wake Forest	L	5-6
6/1/63	vs. Wake Forest	W	11-5
5/26/65	vs. Mississippi State	L	3-6
5/27/65	vs. Maryland	W	7-3
5/28/65	vs. Mississippi State	W	6-2
5/29/65	vs. Furman	W	2-1
5/29/65	vs. Furman	W	7-5
6/2/66	vs. Mississippi State	L	3-4
6/3/66	vs. East Carolina	W	6-3
6/3/66	vs. Mississippi State	W	7-0
6/4/66	vs. North Carolina	W	6-5
6/4/66	vs. North Carolina	L	4-6
6/2/67	vs. Clemson	W	5-3
6/3/67	vs. Auburn	L	3-13
6/3/67	vs. Clemson	L	4-6
5/30/68	vs. East Carolina	L	1-2
5/31/68	vs. Alabama	W	6-1
6/1/68	vs. East Carolina	W	3-2
6/1/68	vs. NC State	W	15-12
6/3/68	vs. NC State	L	1-4
5/28/70	vs. East Carolina	W	2-0
5/29/70	vs. Maryland	W	10-1
5/30/70	vs. Mississippi State	W	5-4
6/1/72	vs. South Alabama	L	5-6
6/2/72	vs. Richmond	W	10-5
6/3/72	vs. Ole Miss	L	3-8
5/23/75	vs. Miami	W	1-0
5/24/75	vs. LSU	W	4-2
5/25/75	vs. Miami	W	6-5
5/21/76	Jacksonville	W	6-1

## ALL-TIME SUPER REGIONAL RESULTS

6/4/99	Auburn	W	10-2
6/5/99	Auburn	W	6-3
6/2/00	Miami	W	9-2
6/3/00	Miami	L	5-7
6/4/00	Miami	W	6-1
6/2/01	at Georgia	L	7-8
6/3/01	at Georgia	W	11-6
6/4/01	at Georgia	L	3-8
6/7/02	Notre Dame	L	4-10
6/9/02	Notre Dame	W	12-5
6/10/02	Notre Dame	L	1-3
6/8/03	Texas	L	3-8
6/9/03	Texas	L	5-6
6/11/04	at Arkansas	L	5-7
6/12/04	at Arkansas	L	2-4

5/24/76	Auburn	L	1-2
5/24/76	Jacksonville	L	7-9
5/19/78	vs. Marshall	L	0-4
5/20/78	at Miami	L	2-7
5/25/79	Florida	L	5-9
5/26/79	Delaware	L	6-7
5/22/80	New Orleans	W	10-8
5/24/80	Western Kentucky	W	19-7
5/25/80	Western Kentucky	W	10-5
5/21/81	vs. Florida	W	5-1
5/22/81	vs. Minnesota	W	9-5
5/23/81	at Miami	L	6-14
5/23/81	vs. Florida	L	4-5
5/28/82	vs. Eastern Michigan	L	2-7
5/29/82	vs. Ohio State	W	8-3
5/30/82	vs. Oklahoma	L	5-6
5/27/83	South Alabama	W	8-2
5/28/83	Alabama	L	5-7
5/29/83	Miami	L	5-10
5/24/84	Stetson	L	7-10
5/25/84	East Carolina	L	4-7
5/23/85	George Mason	W	11-0
5/24/85	Georgia Tech	W	9-1
5/25/85	Arkansas	L	6-7
5/25/85	Georgia Tech	L	3-8
5/22/86	NC State	W	10-6
5/23/86	Texas A&M	W	12-9
5/24/86	USF	W	11-7
5/21/87	East Carolina	W	10-5
5/22/87	Miami	W	5-2
5/23/87	South Alabama	W	12-3
5/24/87	South Alabama	L	3-6
5/24/87	South Alabama	W	9-2
5/25/88	Stetson	W	10-3
5/27/88	Tulane	W	8-6
5/28/88	Florida	L	3-9
5/29/88	Stetson	L	2-7
5/25/89	Rider	W	13-7
5/26/89	USF	W	8-1
5/27/89	Auburn	W	7-6
5/28/89	Clemson	W	8-1
5/24/90	vs. Lafayette	W	7-2
5/25/90	vs. Central Michigan	W	4-2
5/26/90	at Mississippi State	L	8-11
5/26/90	vs. Illinois	W	6-4
5/27/90	at Mississippi State	W	11-9
5/27/90	at Mississippi State	L	3-4
5/23/91	Coastal Carolina	W	6-0
5/24/91	Florida International	W	6-3
5/25/91	Alabama	W	5-2
5/26/91	Alabama	W	6-5
5/21/92	Western Carolina	L	0-1
5/22/92	Stetson	W	2-0
5/23/92	Kent State	W	4-2
5/23/92	Stanford	W	9-4

6/10/05	at Florida	L	1-8
6/11/05	at Florida	L	5-8
6/6/08	Wichita State	L	7-10
6/7/08	Wichita State	W	14-4
6/8/08	Wichita State	W	11-4
6/5/09	Arkansas	L	2-7
6/6/09	Arkansas	L	8-9
6/11/10	Vanderbilt	W	9-8
6/12/10	Vanderbilt	L	2-6
6/13/10	Vanderbilt	W	7-6
6/11/11	Texas A&M	L	2-6
6/12/11	Texas A&M	W	23-9
6/13/11	Texas A&M	L	2-11
6/8/12	Stanford	W	17-1
6/10/12	Stanford	W	18-7
6/8/13	Indiana	L	9-10

5/24/92	Western Carolina	W	4-3
5/24/92	Western Carolina	W	18-3
5/27/93	USF	W	4-2
5/28/93	Notre Dame	W	7-3
5/29/93	Long Beach State	L	1-4
5/29/93	Notre Dame	L	3-4
5/26/94	Central Michigan	W	8-6
5/27/94	Jacksonville	W	5-1
5/28/94	Jacksonville	W	5-1
5/30/94	BYU	W	7-1
5/25/95	Troy	W	18-3
5/26/95	South Alabama	W	7-2
5/27/95	Old Dominion	W	7-2
5/28/95	Ole Miss	W	13-1
5/23/96	vs. Northeastern Illinois	W	16-0
5/24/96	vs. UC Santa Barbara	W	10-1
5/25/96	at Stanford	W	5-4
5/26/96	vs. Cal State Northridge	W	9-2
5/22/97	Marist	W	4-2
5/23/97	UCF	W	16-2
5/24/97	Auburn	L	7-8
5/24/97	USF	W	6-5
5/25/97	Auburn	W	9-7
5/25/97	Auburn	L	2-5
5/21/98	Liberty	W	10-7
5/22/98	Delaware	W	27-6
5/23/98	Oklahoma	W	23-2
5/24/98	Auburn	W	16-10
5/28/99	The Citadel	W	24-6
5/29/99	Jacksonville	W	9-2
5/30/99	Providence	W	14-3
5/26/00	Bethune-Cookman	W	6-3
5/27/00	UCF	L	8-9
5/27/00	Evansville	W	11-2
5/28/00	UCF	W	6-1
5/28/00	UCF	W	8-1
5/25/01	Bethune-Cookman	W	8-1
5/26/01	Auburn	W	10-6
5/27/01	Auburn	W	9-6
5/31/02	Stetson	W	11-8
6/1/02	UCF	W	7-3
6/2/02	USF	W	13-6
5/30/03	Jacksonville	W	6-0
5/31/03	South Alabama	L	6-8
5/31/03	Rutgers	W	17-7
6/1/03	South Alabama	W	13-5
6/1/03	South Alabama	W	12-2
6/4/04	Bethune-Cookman	W	10-3
6/5/04	UCF	W	3-2
6/6/04	UCF	L	5-7
6/6/04	UCF	W	19-3
6/3/05	Army	W	3-2
6/4/05	Auburn	W	4-3
6/5/05	Auburn	W	10-4
6/3/06	vs. Jacksonville	W	18-0

6/9/13	Indiana	L	6-11
6/5/15	at Florida	L	5-13
6/6/15	at Florida	L	4-11
6/11/16	at Florida	W	3-0
6/12/16	at Florida	L	0-5
6/13/16	at Florida	L	0-7
6/10/17	Sam Houston State	W	7-6
6/11/17	Sam Houston State	W	19-0
6/8/19	at LSU	W	6-4
6/9/19	at LSU	W	5-4 (12)
6/7/24	UConn	W	24-4
6/8/24	UConn	W	10-8 (12)
<b>WL:</b>			<b>20-23</b>

6/3/06	at Georgia	W	6-4
6/4/06	at Georgia	L	1-7
6/5/06	at Georgia	L	2-3
6/1/07	Bethune-Cookman	W	6-2
6/2/07	Mississippi State	L	0-3
6/3/07	Stetson	W	17-1
6/3/07	Mississippi State	L	4-9
5/30/08	Bucknell	L	0-7
5/31/08	Florida	W	17-11
6/1/08	Bucknell	W	24-9
6/1/08	Tulane	W	17-8
6/2/08	Tulane	W	16-7
5/29/09	Marist	W	16-4
5/30/09	Georgia	W	8-2
5/31/09	Ohio State	W	37-6
6/4/10	vs. Central Conn. State	W	11-3
6/5/10	vs. Oregon	W	6-4
6/6/10	vs. Oregon	W	5-3
6/3/11	Bethune-Cookman	W	6-5
6/4/11	Alabama	W	9-5
6/6/11	Alabama	W	11-1
6/1/12	UAB	W	2-1
6/2/12	Samford	W	8-1
6/3/12	Samford	W	5-2
5/31/13	Savannah State	W	10-0
6/1/13	Troy	W	11-0
6/2/13	Troy	W	11-4
5/30/14	Georgia Southern	L	0-7
5/31/14	Alabama	L	5-6
5/29/15	Mercer	W	5-4 (10)
5/30/15	College of Charleston	W	3-2
6/1/15	College of Charleston	W	8-1
6/3/16	Alabama State	W	18-6
6/4/16	Southern Miss	W	7-2
6/5/16	South Alabama	W	18-6
6/2/17	Tennessee Tech	L	1-3
6/3/17	UCF	W	6-1
6/4/17	Tennessee Tech	W	5-3
6/4/17	Auburn	W	8-7 (10)
6/5/17	Auburn	W	6-0
6/1/18	Samford	L	6-7
6/2/18	Mississippi State	L	2-3
5/31/19	vs. Florida Atlantic	W	13-7
6/1/19	at Georgia	W	12-3
6/2/19	at Georgia	W	10-1
6/4/21	vs. Southern Miss	W	5-2
6/5/21	at Ole Miss	L	3-4
6/6/21	vs. Southern Miss	L	4-7
6/3/22	vs. UCLA	W	5-3
6/4/22	at Auburn	L	7-21
6/5/22	vs. UCLA	L	1-2
5/31/24	Stetson	W	7-2
6/1/24	UCF	W	5-2
6/2/24	UCF	W	12-4

**WL: 155-63**

# NCAA TOURNAMENT RESULTS

## COLLEGE WORLD SERIES RESULTS

6/8/57	vs. Penn State	L	0-7
6/9/57	vs. Connecticut	L	3-5
6/11/62	vs. Santa Clara	W	5-1
6/12/62	vs. Ithaca	W	5-4
6/13/62	vs. Michigan	L	7-10
6/14/62	vs. Santa Clara	L	6-11
6/10/63	vs. Western Michigan	W	5-2
6/11/63	vs. Arizona	L	3-4 (11)
6/12/63	vs. USC	L	3-4
6/7/65	vs. Ohio State	L	1-2
6/8/65	vs. Texas	W	3-2
6/9/65	vs. St. Louis	L	3-5
6/13/70	vs. Arizona	W	4-0
6/14/70	vs. Dartmouth	W	6-0
6/15/70	vs. Texas	L	1-5
6/16/70	vs. Ohio	W	2-0
6/17/70	vs. Texas	W	11-2
6/18/70	vs. USC	L	1-2 (15)
6/7/75	vs. Eastern Michigan	L	1-2
6/8/75	vs. Seton Hall	L	0-11


5/30/80	vs. Hawaii	L	6-7
5/31/80	vs. Arizona	L	3-5
5/31/86	vs. Indiana State	W	5-3
6/3/86	vs. Miami	W	7-2
6/6/86	vs. Arizona	L	5-9
6/7/86	vs. Oklahoma State	W	6-5
6/8/86	vs. Miami	W	4-3
6/9/86	vs. Arizona	L	2-10
5/29/87	vs. LSU	L	2-6 (10)
5/31/87	vs. Arizona State	W	3-0
6/3/87	vs. Texas	L	4-6 (10)
6/2/89	vs. North Carolina	W	4-2
6/4/89	vs. Wichita State	W	4-2
6/7/89	vs. Wichita State	L	4-7
6/8/89	vs. Wichita State	L	9-12
5/31/91	vs. Fresno State	L	3-6
6/2/91	vs. Florida	L	0-5
5/29/92	vs. Cal State Fullerton	L	2-7
5/31/92	vs. California	W	5-4
6/2/92	vs. Cal State Fullerton	L	0-6
6/3/94	vs. LSU	W	6-3

6/5/94	vs. Georgia Tech	L	4-12 (10)
6/7/94	vs. Cal State Fullerton	L	3-10
6/2/95	vs. Oklahoma	W	3-2
6/4/95	vs. Miami	L	2-4
6/6/95	vs. USC	L	11-16
6/1/96	vs. Florida	L	2-5
6/3/96	vs. Wichita State	W	8-4
6/4/96	vs. Florida	L	3-6
5/29/98	vs. Arizona State	L	10-11
5/31/98	vs. Long Beach State	L	4-7
6/12/99	vs. Texas A&M	W	7-3
6/14/99	vs. Stanford	L	6-10
6/16/99	vs. Cal State Fullerton	W	7-2
6/17/99	vs. Stanford	W	8-6
6/18/99	vs. Stanford	W	14-11 (13)
6/19/99	vs. Miami	L	5-6
6/10/00	vs. USC	L	4-6
6/12/00	vs. Texas	W	6-2
6/14/00	vs. USC	W	3-2
6/15/00	vs. LSU	L	3-6
6/14/08	vs. Stanford	L	5-16

6/16/08	vs. Miami	L	5-7
6/19/10	vs. TCU	L	1-8
6/21/10	vs. Florida	W	8-5
6/23/10	vs. TCU	L	7-11
6/15/12	vs. Arizona	L	3-4 (12)
6/17/12	vs. Stony Brook	W	12-2
6/19/12	vs. UCLA	W	4-1
6/21/12	vs. Arizona	L	3-10
6/17/17	vs. LSU	L	4-5
6/19/17	vs. Cal State Fullerton	W	6-4
6/21/17	vs. LSU	L	4-7
6/15/19	vs. Arkansas	W	1-0
6/17/19	vs. Michigan	L	0-2
6/19/19	vs. Texas Tech	L	1-4
6/14/24	vs. Tennessee	L	11-12
6/16/24	vs. Virginia	W	7-3
6/18/24	vs. North Carolina	W	9-5
6/19/24	vs. Tennessee	L	2-7
<b>W-L:</b>			<b>32-48</b>

## ALL-TIME POSTSEASON RECORDS

	NCAAT	CWS		NCAAT	CWS		NCAAT	CWS		NCAAT	CWS
Alabama	5-2		Furman	2-0		Notre Dame	2-3		Texas Tech	0-1	0-1
Alabama State	1-0		George Mason	1-0		Ohio	1-0	1-0	The Citadel	1-0	
Arizona	1-6	1-6	G. Washington	2-0		Ohio State	2-1	0-1	Troy	3-0	
Arizona State	1-1	1-1	Georgia	5-4		Oklahoma	2-1	1-0	Tulane	3-0	
Arkansas	1-5	1-0	Ga. Southern	1-1		Oklahoma State	1-0	1-0	UAB	1-0	
Army	1-0		Ga. Tech	2-2	0-1	Old Dominion	1-0		UC Santa Barbara	1-0	
Auburn	12-5		Hawaii	0-1	0-1	Ole Miss	1-2		UCF	9-2	
Beth-Cookman	5-0		Illinois	1-0		Oregon	2-0		UCLA	2-1	1-0
Bucknell	1-1		Indiana	0-2		Penn State	0-1	0-1	USC	1-4	1-4
BYU	1-0		Indiana State	1-0	1-0	Providence	1-0		USF	5-0	
Cal	1-0	1-0	Ithaca	1-0	1-0	Richmond	1-0		Vanderbilt	2-1	
CS Fullerton	2-3	2-3	Jacksonville	6-1		Rider	1-0		Virginia	1-0	1-0
CS Northridge	1-0		Kent State	1-0		Rutgers	1-0		Wake Forest	4-1	
CCSU	1-0		Lafayette	1-0		St. Louis	0-1	0-1	W. Virginia	2-1	
C. Michigan	2-0		Liberty	1-0		Sam Houston St.	2-0		W. Carolina	2-1	
Clemson	2-4		Long Beach State	0-2	0-1	Samford	2-1		W. Kentucky	2-0	
Coastal Carolina	1-0		LSU	4-4	1-4	Santa Clara	1-1	1-1	W. Michigan	1-0	1-0
C. of Charleston	2-0		Marist	2-0		Savannah St.	1-0		Wichita State	4-3	2-2
Connecticut	2-1	0-1	Marshall	0-1		Seton Hall	0-1	0-1	<b>Totals</b>	<b>207-134</b>	
Dartmouth	1-0	1-0	Maryland	2-0		South Alabama	7-3		Regionals	155-63	
Delaware	1-1		Mercer	1-0		Southern Miss	2-1		S. Regionals	20-23	
Duke	3-4		Miami	7-7	2-3	Stanford	6-2	2-2	CWS	32-48	
East Carolina	4-2		Michigan	0-2	0-2	Stetson	5-2				
E. Michigan	0-2	0-1	Minnesota	1-0		Stony Brook	1-0	1-0			
Evansville	1-0		Mississippi State	4-7		TCU	0-2	0-2			
Florida	5-14	1-3	NC State	2-1		Tennessee	0-2	0-2			
FAU	1-0		NE Illinois	1-0		Tennessee Tech	1-1				
FIU	1-0		New Orleans	1-0		Texas	3-4	3-2			
Fresno State	0-1	0-1	North Carolina	3-1	2-0	Texas A&M	3-2	1-0			



*PROS*



# MLB DRAFT & FREE AGENTS

## 1966

JIM LYTTLE	OF	NEW YORK YANKEES	1ST (10)
Gary Sprague	SS-2B	Cleveland Indians	6th (112)
Eddie Howell	P	Kansas City Athletics	12th (222)
<b>RANDY BROWN</b>	<b>C</b>	<b>CALIFORNIA ANGELS</b>	<b>18TH (348)</b>
Mike Martin	OF	New York Mets	28th (539)
Maury Hopkins	3B	New York Mets	44th (753)
Dick Fernandez	2B	Kansas City Athletics	Free Agent
Pete Sarron	OF	Cleveland Indians	Free Agent

## 1967 June Secondary Draft

LaDon Boyd	P	Kansas City Athletics	2nd (33)
------------	---	-----------------------	----------

## 1968

Paul Mastin	P	Oakland Athletics	15th (325)
Chuck Hines	3B	Pittsburgh Pirates	17th (380)
Wayne Vincent	P	Seattle Pilots	31st (703)

## 1968 June Secondary Draft

Tom Cook	C	Oakland Athletics	1st (12)
----------	---	-------------------	----------

## 1969

Walt Sumner	OF	Atlanta Braves	14th (322)
Mike Easom	3B	Cleveland Indians	23rd (539)
Jeff Hogan	SS	Los Angeles Dodgers	31st (715)
Dick Gold	2B	Chicago Cubs	37th (836)
Chuck Cone	IF	San Diego Padres	Free Agent
Jim Gurzynski	1B	Los Angeles Dodgers	Free Agent
George Lott	P	Montreal Expos	Free Agent
<b>CRAIG SKOK</b>	<b>P</b>	<b>BOSTON RED SOX</b>	<b>FREE AGENT</b>

## 1969 June Secondary Draft

<b>DAVE MOATES</b>	<b>OF</b>	<b>WASHINGTON SENATORS</b>	<b>4TH (87)</b>
--------------------	-----------	----------------------------	-----------------

## 1970 January Secondary Draft

Jeff Hogan	3B	Detroit Tigers	2nd (47)
Walt Sumner	OF	California Angels	6th (121)

## 1970

Dick Nichols	2B	Boston Red Sox	26th (611)
Tom Henson	P	Cincinnati Reds	Free Agent

## 1970 June Secondary Draft

<b>PAT OSBURN</b>	<b>P</b>	<b>CINCINNATI REDS</b>	<b>1ST (9)</b>
Gene Ammann	P	Milwaukee Brewers	3rd (56)
<b>JOHNNY GRUBB</b>	<b>OF</b>	<b>ATLANTA BRAVES</b>	<b>3RD (61)</b>
Mike Slade	P	Washington Senators	7th (104)

## 1971 January Secondary Draft

<b>JOHNNY GRUBB</b>	<b>OF</b>	<b>SAN DIEGO PADRES</b>	<b>1ST (23)</b>
---------------------	-----------	-------------------------	-----------------

## 1971

<b>MAC SCARCE</b>	<b>P</b>	<b>PHILADELPHIA PHILLIES</b>	<b>8TH (172)</b>
<b>STAN THOMAS</b>	<b>P</b>	<b>WASHINGTON SENATORS</b>	<b>27TH (609)</b>
Greg Gromek	SS	Detroit Tigers	34th (715)
Harry Saferight	C	Philadelphia Phillies	35th (723)
Al Cleveland	P	Detroit Tigers	Free Agent
Mike Leber	OF	Boston Red Sox	Free Agent

## 1971 June Secondary Delayed Draft

Dan Roatche	C	Minnesota Twins	2nd (33)
<b>RON CASH</b>	<b>SS</b>	<b>DETROIT TIGERS</b>	<b>3RD (66)</b>

## 1972

Dave Nichols	2B	Minnesota Twins	Free Agent
Dan Roatche	C	Boston Red Sox	Free Agent
Herb Sikes	IF	St. Louis Cardinals	Free Agent

## 1973

Roger Smith	SS	California Angels	17th (391)
Rick Colzie	OF	Cincinnati Reds	33rd (686)
<b>RICK LANGFORD</b>	<b>P</b>	<b>KANSAS CITY ROYALS</b>	<b>FREE AGENT</b>
John LiBrandi	OF	Pittsburgh Pirates	Free Agent
Rick Snyder	OF	Minnesota Twins	Free Agent

## 1974

Ron Herring	P	Montreal Expos	Free Agent
Marty Maier	IF	Kansas City Royals	Free Agent

## 1975

Jim Busby	OF	Pittsburgh Pirates	8th (188)
Randy Davidson	2B	Cincinnati Reds	9th (214)
<b>DANNY O'BRIEN</b>	<b>P</b>	<b>CHICAGO WHITE SOX</b>	<b>16TH (371)</b>
<b>LARRY ROTHSCHILD</b>	<b>P</b>	<b>CINCINNATI REDS</b>	<b>FREE AGENT</b>

## 1976 January Regular Draft

Steve Tebbetts	OF	California Angels	1st (5)
----------------	----	-------------------	---------

## 1976 January Secondary Draft

<b>DANNY O'BRIEN</b>	<b>P</b>	<b>ST. LOUIS CARDINALS</b>	<b>3RD (61)</b>
----------------------	----------	----------------------------	-----------------

## 1976

Larry Jones	P	Boston Red Sox	4th (94)
Bob Mayer	P	Cincinnati Reds	13th (311)
<b>CRAIG EATON</b>	<b>P</b>	<b>KANSAS CITY ROYALS</b>	<b>FREE AGENT</b>

## 1976 June Secondary Draft

Jeff Hardy	SS	Cincinnati Reds	3rd (47)
------------	----	-----------------	----------

## 1977 January Secondary Draft

Jeff Hardy	SS	Chicago Cubs	1st (11)
------------	----	--------------	----------

## 1977

<b>TERRY KENNEDY</b>	<b>C</b>	<b>ST. LOUIS CARDINALS</b>	<b>1ST (6)</b>
Larry Jones	P	Baltimore Orioles	5th (123)
Rick McGlone	C	Kansas City Royals	16th (411)
Ben Curry	1B	Cleveland Indians	17th (427)
Jackie Smith	P	Chicago White Sox	18th (442)
Mike McLeod	P	New York Yankees	19th (488)
<b>JUAN BONILLA</b>	<b>2B</b>	<b>NEW YORK YANKEES</b>	<b>24TH (606)</b>
Joel Hicks	1B	Chicago White Sox	Free Agent
<b>CARLOS LEZCANO</b>	<b>OF</b>	<b>CHICAGO CUBS</b>	<b>FREE AGENT</b>
Jim McArdle	OF	Cincinnati Reds	Free Agent

## 1978

Brooks Carey	OF	Baltimore Orioles	10th (256)
<b>MARK GILBERT</b>	<b>OF</b>	<b>CHICAGO CUBS</b>	<b>14TH (351)</b>
Bob Benda	IF	Detroit Tigers	22nd (547)
Mike Bretz	P	Pittsburgh Pirates	38th (754)

## 1978 June Secondary Draft

Blane McDonald	C	Atlanta Braves	2nd (26)
----------------	---	----------------	----------

## 1979

Craig Patterson	2B	Kansas City Royals	31st (767)
Rick Holloway	P	Oakland Athletics	Free Agent
Joe Nichols	P	Montreal Expos	Free Agent

## 1980

<b>JIM WEAVER</b>	<b>OF</b>	<b>MINNESOTA TWINS</b>	<b>2ND (35)</b>
<b>MIKE FUENTES</b>	<b>OF</b>	<b>MINNESOTA TWINS</b>	<b>5TH (116)</b>
Ken Smith	P	New York Yankees	21st (541)
Don DeLoach	SS	Montreal Expos	25th (637)
Jay Keeler	P	St. Louis Cardinals	27th (672)

## 1980 June Secondary Draft

Ed Schneider	P	Cincinnati Reds	2nd (28)
--------------	---	-----------------	----------

## 1981

<b>MIKE FUENTES</b>	<b>OF</b>	<b>MONTREAL EXPOS</b>	<b>2ND (44)</b>
Jeff S. Ledbetter	1B	Montreal Expos	4th (95)
Jay Keeler	P	New York Mets	7th (159)
Ed Schneider	P	Toronto Blue Jays	17th (420)
Joe Licata	OF-3B	New York Mets	28th (692)
Clem Freeman	P	Cincinnati Reds	Free Agent
Rick Hatcher	P	Atlanta Braves	Free Agent

## 1982

Jeff S. Ledbetter	1B-OF	Boston Red Sox	1st (26)
Chris Cawthon	OF	Cleveland Indians	6th (144)
Jamey Shoupp	P	Houston Astros	7th (199)
Jay Keeler	P	Cleveland Indians	11th (274)
Tim Phillips	P	Toronto Blue Jays	30th (739)
Allen Swindle	P	Cincinnati Reds	Free Agent

## 1983

<b>BRUCE TANNER</b>	<b>P</b>	<b>CHICAGO WHITE SOX</b>	<b>4TH (97)</b>
David Smalley	P	New York Yankees	8th (197)
Mike Yastrzemski	OF	Texas Rangers	23rd (570)

## 1983 June Secondary Draft

Tony Blasucci	P	Pittsburgh Pirates	1st (4)
<b>JODY REED</b>	<b>SS</b>	<b>TEXAS RANGERS</b>	<b>2ND (49)</b>

## 1984 January Regular Draft

Mark Barineau	2B-SS	Cleveland Indians	13th (290)
---------------	-------	-------------------	------------

## 1984 January Secondary Draft

Mike Yastrzemski	OF	Atlanta Braves	3rd (56)
------------------	----	----------------	----------

## 1984

<b>JODY REED</b>	<b>SS</b>	<b>BOSTON RED SOX</b>	<b>8TH (198)</b>
Doug Treadway	P	Los Angeles Dodgers	12th (311)
<b>JEFF GRAY</b>	<b>P</b>	<b>PHILADELPHIA PHILLIES</b>	<b>FREE AGENT</b>

## 1985

Doug Little	P	St. Louis Cardinals	7th (176)
<b>MIKE LOYND</b>	<b>P</b>	<b>BALTIMORE ORIOLES</b>	<b>11TH (281)</b>
Frank Fazzini	OF	Milwaukee Brewers	19th (471)
Steve Gelmine	P	Houston Astros	21st (534)
Kevin Smith	P	Houston Astros	22nd (560)

## 1986 January Secondary Draft

Ray Revak	P	Boston Red Sox	1st (7)
-----------	---	----------------	---------

## 1986

<b>LUIS ALICEA</b>	<b>2B</b>	<b>ST. LOUIS CARDINALS</b>	<b>1ST (23)</b>
<b>PAUL SORRENTO</b>	<b>OF</b>	<b>CALIFORNIA ANGELS</b>	<b>4TH (103)</b>
<b>BIEN FIGUEROA</b>	<b>SS</b>	<b>ST. LOUIS CARDINALS</b>	<b>5TH (130)</b>
<b>MIKE LOYND</b>	<b>P</b>	<b>TEXAS RANGERS</b>	<b>7TH (163)</b>
Doug Little	P	Chicago White Sox	10th (257)
Eric Mangham	OF	Los Angeles Dodgers	17th (438)

## 1987

<b>RICHIE LEWIS</b>	<b>P</b>	<b>MONTREAL EXPOS</b>	<b>2ND (44)</b>
Chris Pollack	P	Montreal Expos	10th (251)
<b>JERRY NIELSEN</b>	<b>P</b>	<b>OAKLAND ATHLETICS</b>	<b>11TH (276)</b>
Barry Blackwell	C	Los Angeles Dodgers	12th (299)
Jose Marzan	IF-OF	Minnesota Twins	16th (398)
John Wanish	P	Los Angeles Dodgers	16th (403)
Ed Fulton	C	St. Louis Cardinals	16th (409)
<b>RAFAEL BOURNIGAL</b>	<b>SS</b>	<b>LOS ANGELES DODGERS</b>	<b>19TH (481)</b>
Steve Taddeo	OF	New York Yankees	55th (1214)



# MLB DRAFT & FREE AGENTS

## 1988

Edwin Alieca	2B	Atlanta Braves	9th (216)
Barry Blackwell	C	Cleveland Indians	17th (423)
<b>JERRY NIELSEN</b>	<b>P</b>	<b>NEW YORK YANKEES</b>	<b>18TH (469)</b>
<b>DEION SANDERS</b>	<b>OF</b>	<b>NEW YORK YANKEES</b>	<b>30TH (781)</b>
Rod Byerly	P	Pittsburgh Pirates	Free Agent
Bret Davis	P	Montreal Expos	Free Agent

## 1989

Ronald Lewis	OF	California Angels	10th (251)
Tim Nedin	P	Minnesota Twins	21st (553)
Clyde Keller	P	St. Louis Cardinals	32nd (820)

## 1990

<b>MARC RONAN</b>	<b>C-OF</b>	<b>ST. LOUIS CARDINALS</b>	<b>3RD (86)</b>
<b>GAR FINNVOLD</b>	<b>P</b>	<b>BOSTON RED SOX</b>	<b>6TH (169)</b>
Ricky Kimball	P	St. Louis Cardinals	17th (450)
<b>MATT DUNBAR</b>	<b>P</b>	<b>NEW YORK YANKEES</b>	<b>25TH (655)</b>
Mike Brady	P	Los Angeles Dodgers	36th (939)
Rob Bargas	3B	Montreal Expos	Free Agent
Brad Gregory	P	California Angels	Free Agent
Gary Painter	P	Boston Red Sox	Free Agent

## 1991

<b>EDUARDO PEREZ</b>	<b>1B</b>	<b>CALIFORNIA ANGELS</b>	<b>1ST (17)</b>
Jimmy Lewis	P	Houston Astros	2nd (49)
Pedro Grifol	C	Minnesota Twins	6th (154)
Ricky Kimball	P	Oakland Athletics	7th (203)
<b>KENNY ROBINSON</b>	<b>P</b>	<b>TORONTO BLUE JAYS</b>	<b>10TH (276)</b>
Garrett Blanton	OF	St. Louis Cardinals	25th (649)
<b>TIM DAVIS</b>	<b>P</b>	<b>MINNESOTA TWINS</b>	<b>34TH (882)</b>

## 1992

Kenny Felder	OF	Milwaukee Brewers	1st (12)
Chris Roberts	P-OF	New York Mets	1st (18)
<b>ROGER BAILEY</b>	<b>P</b>	<b>COLORADO ROCKIES</b>	<b>3RD (95)</b>
<b>TIM DAVIS</b>	<b>P</b>	<b>SEATTLE MARINERS</b>	<b>6TH (166)</b>
<b>CHRIS BROCK</b>	<b>OF-P</b>	<b>ATLANTA BRAVES</b>	<b>12TH (341)</b>
Jim Rushworth	P	Montreal Expos	18th (491)
Terrell Buckley	OF	Atlanta Braves	38th (1069)
Nandy Serrano	3B	California Angels	Free Agent

## 1993

<b>JOHN WASDIN</b>	<b>P</b>	<b>OAKLAND ATHLETICS</b>	<b>1ST (25)</b>
Bryan Harris	P	California Angels	18th (495)
Mike Schmitz	1B-OF	New York Yankees	22nd (617)
Charlie Ward	SS-OF	Milwaukee Brewers	59th (1554)
John Nedeau	P	California Angels	Free Agent
<b>JEFF TAM</b>	<b>P</b>	<b>NEW YORK METS</b>	<b>FREE AGENT</b>

## 1994

<b>PAUL WILSON</b>	<b>P</b>	<b>NEW YORK METS</b>	<b>1ST (1)</b>
Mike Martin, Jr.	OF	Seattle Mariners	17th (469)
Charlie Ward	SS	New York Yankees	18th (507)
Link Jarrett	SS	Colorado Rockies	22nd (602)
Colby Weaver	OF	Atlanta Braves	41st (1150)
Jack Niles	3B	New York Mets	Free Agent

## 1995

<b>JONATHAN JOHNSON</b>	<b>P</b>	<b>TEXAS RANGERS</b>	<b>1ST (7)</b>
David Yocum	P	Los Angeles Dodgers	1st (20)
<b>DOUG MIENTKIEWICZ</b>	<b>1B</b>	<b>MINNESOTA TWINS</b>	<b>5TH (128)</b>
Mike Martin, Jr.	C	San Diego Padres	9th (229)
<b>MICKEY LOPEZ</b>	<b>2B</b>	<b>MILWAUKEE BREWERS</b>	<b>13TH (348)</b>
Charlie Cruz	P	Atlanta Braves	13th (365)
Phil Olson	P	New York Mets	20th (553)
Mike Bell	P	Montreal Expos	20th (563)
Danny Kanell	P	New York Yankees	25th (702)
Randy Hodges	OF	Atlanta Braves	34th (953)

## 1996

Jeremy Morris	OF	Kansas City Royals	9th (259)
Adam Fautot	3B-SS	Milwaukee Brewers	38th (1123)
Mike Davis	P	New York Mets	51st (1465)

## 1997

<b>J.D. DREW</b>	<b>OF</b>	<b>PHILADELPHIA PHILLIES</b>	<b>1ST (2)</b>
<b>RANDY CHOATE</b>	<b>P</b>	<b>NEW YORK YANKEES</b>	<b>5TH (169)</b>
Jeremy Morris	OF	New York Yankees	8th (259)
Scott Zech	2B	Montreal Expos	14th (436)
Randy Niles	P	Oakland Athletics	20th (605)
Matt Woodward	1B	Seattle Mariners	31st (943)

## 1998

<b>J.D. DREW</b>	<b>OF</b>	<b>ST. LOUIS CARDINALS</b>	<b>1ST (5)</b>
<b>SCOTT PROCTOR</b>	<b>P</b>	<b>LOS ANGELES DODGERS</b>	<b>5TH (156)</b>
Jeremy Salazar	C	Philadelphia Phillies	19th (554)
Matt Woodward	1B	Seattle Mariners	24th (725)
Brian Cox	OF	Atlanta Braves	26th (791)

## 1999

Nick Stocks	P	St. Louis Cardinals	Comp (36)
<b>MATT DIAZ</b>	<b>OF</b>	<b>TAMPA BAY DEVIL RAYS</b>	<b>17TH (505)</b>
<b>MARSHALL MCDUGALL</b>	<b>IF</b>	<b>BOSTON RED SOX</b>	<b>26TH (799)</b>
Chris Chavez	P	Atlanta Braves	27th (834)
<b>KEVIN CASH</b>	<b>IF</b>	<b>TORONTO BLUE JAYS</b>	<b>FREE AGENT</b>

## 2000

<b>MARSHALL MCDUGALL</b>	<b>IF</b>	<b>OAKLAND ATHLETICS</b>	<b>9TH (270)</b>
Mike Ziegler	P	Oakland Athletics	14th (420)
Jared Jones	OF	Seattle Mariners	16th (476)
Brett Groves	SS	Minnesota Twins	22nd (642)
Mike Smalley	P	Atlanta Braves	23rd (700)
Karl Jernigan	OF	Oakland Athletics	41st (1228)
John Halliday	1B	Chicago White Sox	Free Agent
Jon McDonald	P	Minnesota Twins	Free Agent

## 2001

Chris Smith	P	Baltimore Orioles	1st (7)
<b>JOHN-FORD GRIFFIN</b>	<b>OF</b>	<b>NEW YORK YANKEES</b>	<b>1ST (23)</b>
Karl Jernigan	OF	San Francisco Giants	22nd (676)
Justin Lord	P	Kansas City Royals	Free Agent
Brent Pearson	P	Pittsburgh Pirates	Free Agent

## 2002

Matt Lynch	P	San Diego Padres	7th (205)
Robby Read	P	Philadelphia Phillies	7th (209)
Ryan Barthelemy	IF	Philadelphia Phillies	10th (299)
Nick Rogers	OF	Oakland Athletics	Free Agent

## 2003

Tony Richie	C	Chicago Cubs	4th (103)
Blake Balkcom	OF	Anaheim Angels	5th (150)
Trent Peterson	P	Oakland Athletics	5th (152)
Matt Lynch	P	Oakland Athletics	10th (302)
<b>DANIEL DAVIDSON</b>	<b>P</b>	<b>ANAHEIM ANGELS</b>	<b>13TH (390)</b>
Tony McQuade	OF	Chicago Cubs	15th (433)
Marc LaMacchia	P	Texas Rangers	21st (616)
Daniel Hodges	P	Philadelphia Phillies	26th (775)

## 2004

<b>STEPHEN DREW</b>	<b>SS</b>	<b>ARIZONA DIAMONDBACKS</b>	<b>1ST (15)</b>
Eddy Martinez-Esteve	OF	San Francisco Giants	2nd (70)
Rhett James	P	Florida Marlins	20th (608)
Bryan Zech	2B	New York Mets	24th (704)
Eddie Cannon	P	Toronto Blue Jays	44th (1314)

## 2005

Kevin Lynch	P	Anaheim Angels	26th (793)
Aaron Cheesman	C	Philadelphia Phillies	29th (877)
<b>BARRET BROWNING</b>	<b>P</b>	<b>COLORADO ROCKIES</b>	<b>38TH (1137)</b>

## 2006

<b>SHANE ROBINSON</b>	<b>OF</b>	<b>ST. LOUIS CARDINALS</b>	<b>5TH (166)</b>
Tyler Chambliss	P	Kansas City Royals	11th (317)
<b>BARRET BROWNING</b>	<b>P</b>	<b>ANAHEIM ANGELS</b>	<b>28TH (852)</b>
Luke Tucker	P	Toronto Blue Jays	39th (1170)
Ryne Malone	3B	Chicago Cubs	49th (1459)

## 2007

Tony Thomas, Jr.	2B	Chicago Cubs	3rd (97)
Mark Gildea	OF	Washington Nationals	9th (280)
Mark Hallberg	SS	Arizona Diamondbacks	9th (283)
Bryan Henry	P	Arizona Diamondbacks	12th (373)
Ryan Strauss	P	Minnesota Twins	35th (1077)
Danny Rosen	P	Arizona Diamondbacks	41st (1226)
Jack Rye	OF	San Francisco Giants	46th (1355)
Brandon Reichert	1B	Colorado Rockies	49th (1418)

## 2008

<b>BUSTER POSEY</b>	<b>C</b>	<b>SAN FRANCISCO GIANTS</b>	<b>1ST (5)</b>
Tony Delmonico	SS	Los Angeles Dodgers	6th (187)
Ryan Strauss	P	Chicago White Sox	9th (270)
Jack Rye	OF	New York Yankees	13th (410)
Dennis Guinn	1B	Texas Rangers	17th (513)
<b>ELIH VILLANUEVA</b>	<b>P</b>	<b>FLORIDA MARLINS</b>	<b>27TH (808)</b>
Matt Faircl	P	Cincinnati Reds	35th (1049)

## 2009

D'Vontrey Richardson	OF	Milwaukee Brewers	5th (166)
Jason Stidham	2B	St. Louis Cardinals	8th (249)
Jimmy Marshall	P	Los Angeles Dodgers	23rd (697)

## 2010

<b>JOHN GAST</b>	<b>P</b>	<b>ST. LOUIS CARDINALS</b>	<b>6TH (199)</b>
Geoff Parker	P	Colorado Rockies	9th (290)
<b>TYLER HOLT</b>	<b>OF</b>	<b>CLEVELAND INDIANS</b>	<b>10TH (300)</b>
<b>STEPHEN CARDULLO</b>	<b>SS</b>	<b>ARIZONA DIAMONDBACKS</b>	<b>24TH (721)</b>
Taiwan Easterling	OF	Florida Marlins	31st (947)
Mike McGee	OF	Arizona Diamondbacks	41st (1231)

## 2011

<b>SEAN GILMARTIN</b>	<b>P</b>	<b>ATLANTA BRAVES</b>	<b>1ST (28)</b>
Mike McGee	OF	Seattle Mariners	15th (453)
<b>RAFAEL LOPEZ</b>	<b>C</b>	<b>CHICAGO CUBS</b>	<b>16TH (489)</b>
Daniel Bennett	P	Detroit Tigers	19th (587)
James Ramsey	OF	Minnesota Twins	22nd (688)
Taiwan Easterling	OF	Chicago Cubs	27th (819)
<b>ROBBY SCOTT</b>	<b>P</b>	<b>BOSTON RED SOX</b>	<b>FREE AGENT</b>

## 2012

James Ramsey	OF	St. Louis Cardinals	1st (23)
Jayce Boyd	1B	New York Mets	6th (200)
Robert Benincasa	P	Washington Nationals	7th (234)
<b>DEVON TRAVIS</b>	<b>2B</b>	<b>DETROIT TIGERS</b>	<b>13TH (424)</b>
<b>SHERMAN JOHNSON</b>	<b>3B</b>	<b>LOS ANGELES ANGELS</b>	<b>14TH (447)</b>
Hunter Scantling	P	Detroit Tigers	14th (454)
Justin Gonzalez	SS	Los Angeles Dodgers	27th (836)

# MLB DRAFT/FIRST ROUND PICKS

## 2013

Stephen McGee	C	Los Angeles Angels	9th (277)
Peter Miller	P	Los Angeles Dodgers	16th (484)
Marcus Davis	OF/DH	San Diego Padres	24th (718)
Robby Coles	P	New York Mets	28th (836)
Scott Sitz	P	Detroit Tigers	28th (846)

## 2014

<b>LUKE WEAVER</b>	<b>P</b>	<b>ST. LOUIS CARDINALS</b>	<b>1ST (27)</b>
<b>BRANDON LEIBRANDT</b>	<b>P</b>	<b>PHILADELPHIA PHILLIES</b>	<b>6TH (172)</b>
Peter Miller	P	Seattle Mariners	9th (261)
Justin Gonzalez	P	Arizona Diamondbacks	9th (270)
Jose Brizuela	3B	Oakland Athletics	16th (492)
Gage Smith	P	Detroit Tigers	25th (760)
<b>JOHN NOGOWSKI</b>	<b>1B</b>	<b>OAKLAND ATHLETICS</b>	<b>34TH (1032)</b>
Bryant Holtmann	P	Pittsburgh Pirates	37th (1121)

## 2015

<b>DJ STEWART</b>	<b>OF</b>	<b>BALTIMORE ORIOLES</b>	<b>1ST (25)</b>
Danny De La Calle	C	Tampa Bay Rays	9th (268)
Billy Strode	P	Cleveland Indians	10th (304)
Dylan Silva	P	Seattle Mariners	11th (335)
Boomer Biegalski	P	Oakland Athletics	14th (428)
Bryant Holtmann	P	Arizona Diamondbacks	24th (706)
Josh Delph	OF	Los Angeles Angels	37th (1125)

## 2016

John Sansone	2B	Cincinnati Reds	8th (228)
<b>BEN DELUZZO</b>	<b>OF</b>	<b>ARIZONA DIAMONDBACKS</b>	<b>FREE AGENT</b>

## 2017

<b>TAYLOR WALLS</b>	<b>SS</b>	<b>TAMPA BAY RAYS</b>	<b>3RD (79)</b>
Dylan Busby	3B	Pittsburgh Pirates	3rd (88)
Quincy Nieporte	1B	Philadelphia Phillies	26th (773)
Cobi Johnson	P	Los Angeles Angels	29th (865)
<b>DREW CARLTON</b>	<b>P</b>	<b>DETROIT TIGERS</b>	<b>32ND (965)</b>
Alec Byrd	P	Colorado Rockies	33rd (986)
Andrew Karp	P	Chicago Cubs	34th (1035)
<b>TYLER HOLTON</b>	<b>P</b>	<b>MIAMI MARLINS</b>	<b>35TH (1049)</b>
Jim Voyles	P	St. Louis Cardinals	38th (1144)

## 2018

<b>CAL RALEIGH</b>	<b>C</b>	<b>SEATTLE MARINERS</b>	<b>3RD (90)</b>
<b>COLE SANDS</b>	<b>P</b>	<b>MINNESOTA TWINS</b>	<b>5TH (154)</b>
Andrew Karp	P	Washington Nationals	6th (191)
Jackson Lueck	OF	Kansas City Royals	8th (242)
<b>TYLER HOLTON</b>	<b>P</b>	<b>ARIZONA DIAMONDBACKS</b>	<b>9TH (279)</b>
Rhett Aplin	1B	Kansas City Royals	28th (842)
Cobi Johnson	P	Toronto Blue Jays	30th (896)

## 2019

Drew Mendoza	3B	Washington Nationals	3rd (94)
J.C. Flowers	P	Pittsburgh Pirates	4th (124)
Drew Parrish	P	Kansas City Royals	8th (229)
Mike Salvatore	SS	Seattle Mariners	9th (276)

## 2020

CJ Van Eyk	P	Toronto Blue Jays	2nd (42)
Shane Drohan	P	Boston Red Sox	5th (148)
Antonio Velez	P	Miami Marlins	Free Agent

## 2021

Mat Nelson	C	Cincinnati Reds	Comp-A (35)
Robby Martin	OF	Colorado Rockies	8th (230)
Hunter Perdue	P	Miami Marlins	10th (299)
Jack Anderson	P	Detroit Tigers	16th (465)
Elijah Cabell	OF	St. Louis Cardinals	17th (511)
Conor Grady	P	Baltimore Orioles	18th (527)
Tyler Ahearn	P	Colorado Rockies	20th (590)

## 2022

Parker Messick	P	Cleveland Guardians	2nd (54)
Bryce Hubbard	P	Cincinnati Reds	3rd (94)
Brett Roberts	INF	Miami Marlins	16th (472)
Jonah Sclaro	P	Chicago White Sox	Free Agent
Davis Hare	P	San Francisco Giants	Free Agent

## 2023

Jackson Baumeister	P	Baltimore Orioles	Comp-B (63)
Wyatt Crowell	P	Los Angeles Dodgers	4th (127)
Carson Montgomery	P	San Diego Padres	11th (341)
Doug Kirkland	P	Kansas City Royals	Free Agent
Colton Vincent	C	San Diego Padres	Free Agent

## 2024

James Tibbs III	OF	San Francisco Giants	1st (13)
Cam Smith	INF	Chicago Cubs	1st (14)
Marco Dinges	C	Milwaukee Brewers	4th (123)
Jaime Ferrer	OF	Minnesota Twins	4th (126)
Carson Dorsey	P	Baltimore Orioles	7th (219)
Gavin Adams	P	Pittsburgh Pirates	8th (234)
Yoel Tejeda Jr.	P	Washington Nationals	14th (410)
Conner Whittaker	P	Cleveland Guardians	15th (445)

Unless noted, players were drafted during the June Regular Draft  
PLAYED MLB

## FIRST ROUND DRAFT PICKS

Player, POSITION	PICK	YEAR	TEAM
Jim Lyttle, OF	10	1966	New York Yankees
Terry Kennedy, C	6	1977	St. Louis Cardinals
Jeff Ledbetter, OF	26	1982	Boston Red Sox
Luis Alicea, 2B	23	1986	St. Louis Cardinals
Eduardo Perez, 1B/OF	17	1991	California Angels
Chris Roberts, P/OF	18	1992	New York Mets
Kenny Felder, OF	12	1992	Milwaukee Brewers
John Wasdin, P	25	1993	Oakland Athletics
Paul Wilson, P	1	1994	New York Mets
Jonathan Johnson, P	7	1995	Texas Rangers
David Yocum, P	20	1995	Los Angeles Dodgers
J.D. Drew, OF	2	1997	Philadelphia Phillies
J.D. Drew, OF	5	1998	St. Louis Cardinals
John-Ford Griffin, OF	23	2001	New York Yankees
Stephen Drew, SS	15	2004	Arizona Diamondbacks
Buster Posey, C	5	2008	San Francisco Giants
Sean Gilmartin, P	28	2011	Atlanta Braves
James Ramsey, OF	23	2012	St. Louis Cardinals
Luke Weaver, P	27	2014	St. Louis Cardinals
DJ Stewart, OF	25	2015	Baltimore Orioles
James Tibbs III, OF	13	2024	San Francisco Giants
Cam Smith, 3B	14	2024	Chicago Cubs

## DAY ONE COMPENSATION PICKS

Nick Stocks, P	36	1999	St. Louis Cardinals
Mat Nelson, C	35	2021	Cincinnati Reds

## SECONDARY DRAFT FIRST ROUND PICKS

Player, POSITION	PICK	YEAR	TEAM
Tom Cook, C	12	1968 <sup>1</sup>	Oakland Athletics
Pat Osborn, P	9	1970 <sup>1</sup>	Cincinnati Reds
Johnny Grubb, OF	24	1971 <sup>2</sup>	San Diego Padres
Steven Tebbetts, OF	5	1976 <sup>3</sup>	California Angels
Jeff Hardy, SS	11	1977 <sup>2</sup>	Chicago Cubs
Tony Blazucci, P	4	1983 <sup>1</sup>	Pittsburgh Pirates
Ray Revak, P	7	1986 <sup>2</sup>	Boston Red Sox

<sup>1</sup> - June Secondary Draft <sup>2</sup> - January Secondary Draft <sup>3</sup> - January Draft



# DRAFTEES BY MLB TEAM

## ARIZONA DIAMONDBACKS

Stephen Drew	SS	1st (15)	2004
Mark Hallberg	SS	9th (283)	2007
Bryan Henry	P	12th (373)	2007
Danny Rosen	P	41st (1226)	2007
Stephen Cardullo	SS	24th (721)	2010
Mike McGee	OF	41st (1231)	2010
Justin Gonzalez	P	9th (270)	2014
Bryant Holtmann	P	24th (706)	2015
Tyler Holton	P	9th (279)	2018

## ATLANTA BRAVES

Walt Sumner	OF	14th (322)	1969
Johnny Grubb	OF	3rd (61)	1970
Blane McDonald	C	2nd (26)	1978
Mike Yastrzemski	OF	3rd (56)	1984
Edwin Alicea	2B	9th (216)	1988
Chris Brock	OF-P	12th (341)	1992
Terrell Buckley	OF	38th (1069)	1992
Colby Weaver	OF	41st (1150)	1994
Charlie Cruz	P	13th (365)	1995
Randy Hodges	OF	34th (953)	1995
Brian Cox	OF	26th (791)	1998
Chris Chavez	P	27th (834)	1999
Mike Smalley	P	23rd (700)	2000
Sean Gilmartin	P	1st (28)	2011

## BALTIMORE ORIOLES

Larry Jones	P	5th (123)	1977
Brooks Carey	OF	10th (256)	1978
Mike Loynd	P	11th (281)	1985
Chris Smith	P	1st (7)	2001
DJ Stewart	OF	1st (25)	2015
Conor Grady	P	18th (527)	2021
Jackson Baumeister	P	Comp-B (63)	2023
Carson Dorsey	P	7th (219)	2024

## BOSTON RED SOX

Dick Nichols	2B	26th (611)	1970
Larry Jones	P	4th (94)	1976
Jeff S. Ledbetter	1B-OF	1st (26)	1982
Jody Reed	SS	8th (198)	1984
Ray Revak	P	1st (7)	1986
Gar Finnvoid	P	6th (169)	1990
Marshall McDougall	IF	26th (799)	1999
Shane Drohan	P	5th (148)	2020

## CHICAGO CUBS

Dick Gold	2B	37th (836)	1969
Jeff Hardy	SS	1st (11)	1977
Mark Gilbert	OF	14th (351)	1978
Tony Richie	C	4th (103)	2003
Tony McQuade	OF	15th (433)	2003
Ryne Malone	3B	49th (1459)	2006
Tony Thomas, Jr.	2B	3rd (97)	2007
Rafael Lopez	C	16th (489)	2011
Taiwan Easterling	OF	27th (819)	2011
Andrew Karp	P	34th (1035)	2017
Cam Smith	3B	1st (14)	2024

## CHICAGO WHITE SOX

Danny O'Brien	P	16th (371)	1975
Jackie Smith	P	18th (442)	1977
Bruce Tanner	P	4th (97)	1983
Doug Little	P	10th (257)	1986
Ryan Strauss	P	9th (270)	2008

## CINCINNATI REDS

Pat Osburn	P	1st (9)	1970
Rick Colzie	OF	33rd (686)	1973
Randy Davidson	2B	9th (214)	1975
Bob Mayer	P	13th (311)	1976
Jeff Hardy	SS	3rd (47)	1976
Ed Schneider	P	2nd (28)	1980
Matt Fairel	P	35th (1049)	2008
John Sansone	2B	8th (228)	2016
Mat Nelson	C	Comp-A (35)	2021
Bryce Hubbart	P	3rd (94)	2022

## CLEVELAND INDIANS/GUARDIANS

Gary Sprague	SS-2B	6th (112)	1966
Mike Easom	3B	23rd (539)	1969
Ben Curry	1B	17th (427)	1977
Chris Cawthon	OF	6th (144)	1982
Jay Keeler	P	11th (274)	1982
Mark Barineau	2B-SS	13th (290)	1984
Barry Blackwell	C	17th (423)	1988
Tyler Holt	OF	10th (300)	2010
Billy Strode	P	10th (304)	2015
Parker Messick	P	2nd (54)	2022
Conner Whittaker	P	15th (445)	2024

## COLORADO ROCKIES

Roger Bailey	P	3rd (95)	1992
Link Jarrett	SS	22nd (602)	1994
Barret Browning	P	38th (1137)	2005
Brandon Reichert	1B	49th (1418)	2007
Geoff Parker	P	9th (290)	2010
Alec Byrd	P	33rd (986)	2017
Robby Martin	OF	8th (230)	2021
Tyler Ahearn	P	20th (590)	2021

## DETROIT TIGERS

Jeff Hogan	3B	2nd (47)	1970
Greg Gromek	SS	34th (715)	1971
Ron Cash	SS	3rd (66)	1971
Bob Benda	IF	22nd (547)	1978
Daniel Bennett	P	19th (587)	2011
Devon Travis	2B	13th (424)	2012
Hunter Scantling	P	14th (454)	2012
Scott Sitz	P	28th (846)	2013
Gage Smith	P	25th (760)	2014
Drew Carlton	P	32nd (965)	2017
Jack Anderson	P	16th (465)	2021

## HOUSTON ASTROS

Jamey Shouppe	P	7th (199)	1982
Steve Gelmire	P	21st (534)	1985
Kevin Smith	P	22nd (560)	1985
Jimmy Lewis	P	2nd (49)	1991

## KANSAS CITY ROYALS

Rick McGlone	C	16th (411)	1977
Craig Patterson	2B	31st (767)	1979
Jeremy Morris	OF	9th (259)	1996
Tyler Chambliss	P	11th (317)	2006
Jackson Lueck	OF	8th (242)	2018
Rhett Aplin	1B	28th (842)	2018
Drew Parrish	P	8th (229)	2019

## LOS ANGELES/ANAHEIM/CALIFORNIA ANGELS

Randy Brown	C	18th (348)	1966
Walt Sumner	OF	6th (121)	1970
Roger Smith	SS	17th (391)	1973
Steve Tebbetts	OF	1st (5)	1976
Paul Sorrento	OF	4th (103)	1986
Ronald Lewis	OF	10th (251)	1989
Eduardo Perez	1B	1st (17)	1991
Bryan Harris	P	18th (495)	1993
Blake Balkcom	OF	5th (150)	2003
Daniel Davidson	P	13th (390)	2003
Kevin Lynch	P	26th (793)	2005
Barret Browning	P	28th (852)	2006
Sherman Johnson	3B	14th (447)	2012
Stephen McGee	C	9th (277)	2013
Josh Delph	OF	37th (1125)	2015
Cobi Johnson	P	29th (865)	2017

## LOS ANGELES DODGERS

Jeff Hogan	SS	31st (715)	1969
Doug Treadway	P	12th (311)	1984
Eric Mangham	OF	17th (438)	1986
Barry Blackwell	C	12th (299)	1987
John Wanish	P	16th (403)	1987
Rafael Bournigal	SS	19th (481)	1987
Mike Brady	P	36th (939)	1990
David Yocum	P	1st (20)	1995
Scott Proctor	P	5th (156)	1998
Tony Delmonico	SS	6th (187)	2008
Jimmy Marshall	P	23rd (697)	2009
Justin Gonzalez	SS	27th (836)	2012
Peter Miller	P	16th (484)	2013
Wyatt Crowell	P	4th (127)	2023

## MIAMI/FLORIDA MARLINS

Rhett James	P	20th (608)	2004
Elih Villanueva	P	27th (808)	2008
Taiwan Easterling	OF	31st (947)	2010
Tyler Holton	P	35th (1049)	2017
Hunter Perdue	P	10th (299)	2021
Brett Roberts	INF	16th (472)	2022

## MILWAUKEE BREWERS/SEATTLE PILOTS

Wayne Vincent	P	31st (703)	1968
Gene Ammann	P	3rd (56)	1970
Frank Fazzini	OF	19th (471)	1985
Kenny Felder	OF	1st (12)	1992
Charlie Ward	SS-OF	59th (1554)	1993
Mickey Lopez	2B	13th (348)	1995
Adam Fautot	3B-SS	38th (1123)	1996
D'Vontrey Richardson	OF	5th (166)	2009
Marco Dinges	C	4th (123)	2024

## MINNESOTA TWINS

Dan Roatche	C	2nd (33)	1971
Jim Weaver	OF	2nd (35)	1980
Mike Fuentes	OF	5th (116)	1980
Jose Marzan	IF-OF	16th (398)	1987
Tim Nedin	P	21st (553)	1989
Pedro Grifol	C	6th (154)	1991
Tim Davis	P	34th (882)	1991
Doug Mientkiewicz	1B	5th (128)	1995
Brett Groves	SS	22nd (642)	2000
Ryan Strauss	P	35th (1077)	2007
James Ramsey	OF	22nd (688)	2011
Cole Sands	P	5th (154)	2018
Jaime Ferrer	OF	4th (126)	2024

# DRAFTEES BY MLB TEAM

## NEW YORK METS

Mike Martin	OF	28th (539)	1966
Maury Hopkins	3B	44th (753)	1966
Jay Keeler	P	7th (159)	1981
Joe Licata	OF-3B	28th (692)	1981
Chris Roberts	P-OF	1st (18)	1992
Paul Wilson	P	1st (1)	1994
Phil Olson	P	20th (553)	1995
Mike Davis	P	51st (1465)	1996
Bryan Zech	2B	24th (704)	2004
Jayce Boyd	1B	6th (200)	2012
Robby Coles	P	28th (836)	2013

## NEW YORK YANKEES

Jim Lyttle	OF	1st (10)	1966
Mike McLeod	P	19th (488)	1977
Juan Bonilla	2B	24th (606)	1977
Ken Smith	P	21st (541)	1980
David Smalley	P	8th (197)	1983
Steve Taddeo	OF	55th (1214)	1987
Jerry Nielsen	P	18th (469)	1988
Deion Sanders	OF	30th (781)	1988
Matt Dunbar	P	25th (655)	1990
Mike Schmitz	1B-OF	22nd (617)	1993
Charlie Ward	SS	18th (507)	1994
Danny Kanell	P	25th (702)	1995
Randy Choate	P	5th (169)	1997
Jeremy Morris	OF	8th (259)	1997
John-Ford Griffin	OF	1st (23)	2001
Jack Rye	OF	13th (410)	2008

## OAKLAND/KANSAS CITY ATHLETICS

Eddie Howell	P	12th (222)	1966
LaDon Boyd	P	2nd (33)	1967
Paul Mastin	P	15th (325)	1968
Tom Cook	C	1st (12)	1968
Jerry Nielsen	P	11th (276)	1987
Ricky Kimball	P	7th (203)	1991
John Wasdin	P	1st (25)	1993
Randy Niles	P	20th (605)	1997
Marshall McDougall	IF	9th (270)	2000
Mike Ziegler	P	14th (420)	2000
Karl Jernigan	OF	41st (1228)	2000
Trent Peterson	P	5th (152)	2003
Matt Lynch	P	10th (302)	2003
Jose Brizuela	3B	16th (492)	2014
John Nogowski	1B	34th (1032)	2014
Boomer Biegalski	P	14th (428)	2015

## PHILADELPHIA PHILLIES

Mac Scarce	P	8th (172)	1971
Harry Saferight	C	35th (723)	1971
J.D. Drew	OF	1st (2)	1997
Jeremy Salazar	C	19th (554)	1998
Robby Read	P	7th (209)	2002
Ryan Barthelemy	IF	10th (299)	2002
Daniel Hodges	P	26th (775)	2003
Aaron Cheesman	C	29th (877)	2005
Brandon Leibrandt	P	6th (172)	2014
Quincy Nieporte	1B	26th (773)	2017

## PITTSBURGH PIRATES

Chuck Hines	3B	17th (380)	1968
Jim Busby	OF	8th (188)	1975
Mike Bretz	P	38th (754)	1978
Tony Blasucci	P	1st (4)	1983
Bryant Holtmann	P	37th (1121)	2014
Dylan Busby	3B	3rd (88)	2017
J.C. Flowers	P	4th (124)	2019
Gavin Adams	P	8th (234)	2024

## SAN DIEGO PADRES

Johnny Grubb	OF	1st (23)	1971
Mike Martin, Jr.	C	9th (229)	1995
Matt Lynch	P	7th (205)	2002
Marcus Davis	OF/DH	24th (718)	2013
Carson Montgomery	P	11th (341)	2023

## SAN FRANCISCO GIANTS

Karl Jernigan	OF	22nd (676)	2001
Eddy Martinez-Esteve	OF	2nd (70)	2004
Jack Rye	OF	46th (1355)	2007
Buster Posey	C	1st (5)	2008
James Tibbs III	OF	1st (13)	2024

## SEATTLE MARINERS

Tim Davis	P	6th (166)	1992
Mike Martin, Jr.	OF	17th (469)	1994
Matt Woodward	1B	31st (943)	1997
Matt Woodward	1B	24th (725)	1998
Jared Jones	OF	16th (476)	2000
Mike McGee	OF	15th (453)	2011
Peter Miller	P	9th (261)	2014
Dylan Silva	P	11th (335)	2015
Cal Raleigh	C	3rd (90)	2018
Mike Salvatore	SS	9th (276)	2019

## ST. LOUIS CARDINALS

Danny O'Brien	P	3rd (61)	1976
Terry Kennedy	C	1st (6)	1977
Jay Keeler	P	27th (672)	1980
Doug Little	P	7th (176)	1985
Luis Alicea	2B	1st (23)	1986
Bien Figueroa	SS	5th (130)	1986
Ed Fulton	C	16th (409)	1987
Clyde Keller	P	32nd (820)	1989
Marc Ronan	C-OF	3rd (86)	1990
Ricky Kimball	P	17th (450)	1990
Garrett Blanton	OF	25th (649)	1991
J.D. Drew	OF	1st (5)	1998
Nick Stocks	P	Comp (36)	1999
Shane Robinson	OF	5th (166)	2006
Jason Stidham	2B	8th (249)	2009
John Gast	P	6th (199)	2010
James Ramsey	OF	1st (23)	2012
Luke Weaver	P	1st (27)	2014
Jim Voyles	P	38th (1144)	2017
Elijah Cabell	OF	17th (511)	2021

## TAMPA BAY RAYS/DEVIL RAYS

Matt Diaz	OF	17th (505)	1999
Danny De La Calle	C	9th (268)	2015
Taylor Walls	SS	3rd (79)	2017

## TEXAS RANGERS/WASHINGTON SENATORS

Dave Moates	OF	4th (87)	1969
Mike Slade	P	7th (104)	1970
Stan Thomas	P	27th (609)	1971
Mike Yastrzemski	OF	23rd (570)	1983
Jody Reed	SS	2nd (49)	1983
Mike Loynd	P	7th (163)	1986
Jonathan Johnson	P	1st (7)	1995
Marc LaMacchia	P	21st (616)	2003
Dennis Guinn	1B	17th (513)	2008

## TORONTO BLUE JAYS

Ed Schneider	P	17th (420)	1981
Tim Phillips	P	30th (739)	1982
Kenny Robinson	P	10th (276)	1991
Eddie Cannon	P	44th (1314)	2004
Luke Tucker	P	39th (1170)	2006
Cobi Johnson	P	30th (896)	2018
CJ Van Eyk	P	2nd (42)	2020

## WASHINGTON NATIONALS/MONTREAL EXPOS

Don DeLoach	SS	25th (637)	1980
Mike Fuentes	OF	2nd (44)	1981
Jeff S. Ledbetter	1B	4th (95)	1981
Richie Lewis	P	2nd (44)	1987
Chris Pollack	P	10th (251)	1987
Jim Rushworth	P	18th (491)	1992
Mike Bell	P	20th (563)	1995
Scott Zech	2B	14th (436)	1997
Mark Gildea	OF	9th (280)	2007
Robert Benincasa	P	7th (234)	2012
Andrew Karp	P	6th (191)	2018
Drew Mendoza	3B	3rd (94)	2019
Yael Tejeda Jr.	P	14th (410)	2024



# NOLES TO REACH MAJOR LEAGUE BASEBALL

Player, POSITION(s)	YEARS	TEAMS
Dick Howser, SS/2B	1961-68	Kansas City Athletics (1961-63) Cleveland Indians (1963-66) New York Yankees (1967-68)
Woody Woodward, INF	1963-71	Milwaukee/Atlanta Braves (1963-68) Cincinnati Reds (1969-71)
Ken Suarez, C	1966-73	Kansas City Athletics (1966-67) Cleveland Indians (1968-71) Texas Rangers (1972-73)
Jim Lyttle, OF	1969-76	New York Yankees (1969-71) Chicago White Sox (1972) Montreal Expos (1973-76) Los Angeles Dodgers (1976)
Randy Brown, C	1969-70	California Angels (1969-70)
Mac Scarce, P	1972-78	Philadelphia Phillies (1972-74) New York Mets (1975) Minnesota Twins (1978)
Johnny Grubb, OF	1972-87	San Diego Padres (1972-76) Cleveland Indians (1977-78) Texas Rangers (1979-82) Detroit Tigers (1983-85)
Craig Skok, P	1973-79	Boston Red Sox (1973) Texas Rangers (1976) Atlanta Braves (1978-79)
Ron Cash, INF/OF	1973-74	Detroit Tigers (1973-74)
Pat Osburn, P	1974-75	Cincinnati Reds (1974) Milwaukee Brewers (1975)
Stan Thomas, P	1974-77	Texas Rangers (1974-75) Cleveland Indians (1976-77) Seattle Mariners (1977) New York Yankees (1977)
Dave Moates, OF	1974-76	Texas Rangers (1974-76)
Rick Langford, P	1976-86	Pittsburgh Pirates (1976) Oakland Athletics (1977-86)
Dan O'Brien, P	1978-79	St. Louis Cardinals (1978-79)
Terry Kennedy, C	1979-91	St. Louis Cardinals (1978-80) San Diego Padres (1981-86) Baltimore Orioles (1987-88) San Francisco Giants (1989-91)
Craig Eaton, P	1979	Kansas City Royals (1979)
Carlos Lezcano, OF	1980-81	Chicago Cubs (1980)
Juan Bonilla, 2B/3B	1981-87	San Diego Padres (1981-1983) New York Yankees (1985, 1987) Baltimore Orioles (1986)
Larry Rothschild, P	1981-82	Detroit Tigers (1981-82)
Mike Fuentes, OF	1983-84	Montreal Expos (1983-84)
Jim Weaver, OF	1985-89	Detroit Tigers (1985) Seattle Mariners (1987) San Francisco Giants (1989)
Bruce Tanner, P	1985	Chicago White Sox (1985)
Mark Gilbert, OF	1985	Chicago White Sox (1985)
Mike Loynd, P	1986-87	Texas Rangers (1986-87)
Jody Reed, 2B/SS	1987-97	Boston Red Sox (1987-92) Los Angeles Dodgers (1993) Milwaukee Brewers (1994) San Diego Padres (1995-96) Detroit Tigers (1997)
Luis Alicea, 2B/3B	1988-2002	St. Louis Cardinals (1988, 1991-94, 1996) Boston Red Sox (1995) Anaheim Angels (1997) Texas Rangers (1999-2000) Kansas City Royals (2001-02)
Jeff Gray, P	1988-91	Cincinnati Reds (1988) Boston Red Sox (1990-91)
Deion Sanders, OF	1989-2001	New York Yankees (1989-90) Atlanta Braves (1990-1994) Cincinnati Reds (1994-95, 1997, 2001) San Francisco Giants (1995)

Player, POSITION(s)	YEARS	TEAMS
Paul Sorrento, 1B/OF	1989-99	Minnesota Twins (1989-91) Cleveland Indians (1992-95) Seattle Mariners (1996-97) Tampa Bay Devil Rays (1998-99)
Bien Figueroa, SS/2B	1992	St. Louis Cardinals (1992)
Jerry Nielsen, P	1992-93	New York Yankees (1992) California Angels (1993)
Richie Lewis, P	1992-98	Baltimore Orioles (1992, 1998) Florida Marlins (1993-95) Detroit Tigers (1996) Oakland Athletics (1997) Cincinnati Reds (1997)
Rafael Bournigal, SS/2B	1992-99	Los Angeles Dodgers (1992-94) Oakland Athletics (1996-98) Seattle Mariners (1999)
Eduardo Perez, 1B/OF	1993-2006	California Angels (1993-95) Cincinnati Reds (1996-98) St. Louis Cardinals (2000, 2002-03) Tampa Bay Devil Rays (2004-05) Cleveland Indians (2006) Seattle Mariners (2006)
Marc Ronan, C	1993	St. Louis Cardinals (1993)
Tim Davis, P	1994-97	Seattle Mariners (1994-97)
Gar Finnvald, P	1994	Boston Red Sox (1994)
Matt Dunbar, P	1995	Florida Marlins (1995)
Roger Bailey, P	1995-97	Colorado Rockies (1995-97)
Kenny Robinson, P	1995-97	Toronto Blue Jays (1995, 1997) Kansas City Royals (1996)
John Wasdin, P	1995-2007	Oakland Athletics (1995-96) Boston Red Sox (1997-2000) Colorado Rockies (2000-01) Baltimore Orioles (2001) Toronto Blue Jays (2003) Texas Rangers (2004-06) Pittsburgh Pirates (2007)
Paul Wilson, P	1996-2005	New York Mets (1996) Tampa Bay Devil Rays (2000-02) Cincinnati Reds (2004-03)
Chris Brock, P	1997-2002	Atlanta Braves (1997) San Francisco Giants (1998-99) Philadelphia Phillies (2000-01) Baltimore Orioles (2002)
Jeff Tam, P	1998-2003	New York Mets (1998) Cleveland Indians (1999) Oakland Athletics (2000-02) Toronto Blue Jays (2003)
J.D. Drew, OF	1998-2011	St. Louis Cardinals (1998-2003) Atlanta Braves (2004) Los Angeles Dodgers (2005-06) Boston Red Sox (2007-2011)
Doug Mientkiewicz, 1B	1998-2009	Minnesota Twins (1998-2003) Boston Red Sox (2004) New York Mets (2005) Kansas City Royals (2006) New York Yankees (2007) Pittsburgh Pirates (2008) Los Angeles Dodgers (2009)
Jonathan Johnson, P	1998-2003	Texas Rangers (1998-2001) San Diego Padres (2002) Houston Astros (2003)
Randy Choate, P	2000-15	New York Yankees (2000-03) Arizona Diamondbacks (2004-07) Tampa Bay Rays (2009-10) Florida/Miami Marlins (1011-12) Los Angeles Dodgers (2012) St. Louis Cardinals (2013-2015)

Player, POSITION(s)	YEARS	TEAMS
Kevin Cash, C	2002-10	Toronto Blue Jays (2002-2004) Tampa Bay Devil Rays (2005) Boston Red Sox (2007-08, 2010) New York Yankees (2009-10) Houston Astros (2010)
Matt Diaz, OF	2003-13	Tampa Bay Devil Rays (2003-04) Kansas City Royals (2005) Atlanta Braves (2006-10, 2011-12) Pittsburgh Pirates (2011) Miami Marlins (2013)
Scott Proctor, P	2004-11	New York Yankees (2004-2007, 2011) Los Angeles Dodgers (2007-2008) Atlanta Braves (2010-11)
Mickey Lopez, 2B	2004	Seattle Mariners (2004)
Marshall McDougall, 3B	2005	Texas Rangers (2005)
John-Ford Griffin, OF	2005-07	Toronto Blue Jays (2005-07)
Stephen Drew, 2B/SS	2006-17	Arizona Diamondbacks (2006-12) Oakland Athletics (2012) Boston Red Sox (2013-14) New York Yankees (2014-15) Washington Nationals (2016-17)
Daniel Davidson, P	2009	Los Angeles Angels (2009)
Hunter Jones, P	2009-10	Boston Red Sox (2009) Florida Marlins (2010)
Shane Robinson, OF	2009-18	St. Louis Cardinals (2009-2014) Minnesota Twins (2015) Los Angeles Angels (2016-17) New York Yankees (2018)
Buster Posey, C	2009-21	San Francisco Giants (2009-21)
Elih Villanueva, P	2011	Florida Marlins (2011)
Barret Browning, P	2012	St. Louis Cardinals (2012)
John Gast, P	2013	St. Louis Cardinals (2013)
Tyler Holt, OF	2014-16	Cleveland Indians (2014-15) Cincinnati Reds (2015-16)
Rafael Lopez, C/1B	2014-18	Chicago Cubs (2014) Cincinnati Reds (2016) Toronto Blue Jays (2017) San Diego Padres (2018)
Devon Travis, 2B	2015-18	Toronto Blue Jays (2015-18)
Sean Gilmartin, P	2015-20	New York Mets (2015-17) Baltimore Orioles (2018-2019) Tampa Bay Rays (2020)
Luke Weaver, P	2016-24	St. Louis Cardinals (2016-18) Arizona Diamondbacks (2019-22) Kansas City Royals (2022) Cincinnati Reds (2023) Seattle Mariners (2023) New York Yankees (2023-24)
Stephen Cardullo, 1B/OF	2016-17	Colorado Rockies (2016-17)
Robby Scott, P	2016-19	Boston Red Sox (2016-2018) Arizona Diamondbacks (2019)
DJ Stewart, OF	2018-24	Baltimore Orioles (2018-22) New York Mets (2023-24)
Sherman Johnson, INF	2018	Los Angeles Angels (2018)
Kyle Bird, P	2019	Texas Rangers (2019)
John Nogowski, 1B	2020-21	St. Louis Cardinals (2020-21) Pittsburgh Pirates (2021)
Brandon Leibbrandt, P	2020	Miami Marlins (2020)
Taylor Walls, INF	2021-24	Tampa Bay Rays (2021-24)
Cal Raleigh, C	2021-24	Seattle Mariners (2021-24)
Drew Carlton, P	2021-23	Detroit Tigers (2021-22) San Diego Padres (2023)
Cole Sands, P	2022-24	Minnesota Twins (2022-24)
Tyler Holton, P	2022-24	Arizona Diamondbacks (2022) Detroit Tigers (2023-24)
Ben DeLuzio, OF	2022	St. Louis Cardinals (2022)

80 Seminoles have reached Major League Baseball