

**FSU TRACK & FIELD**

# **East Coast Relays**

**April 26-27, 2024 • Jacksonville, Florida**

**FINAL STATISTICS**



## East Coast Relays

April 26-27, 2024

UNF-Hodges Stadium - Jacksonville, FL

ICON KEY: + NCAA DII Prov \* NAIA A \* NAIA B 🇺🇸 NJCAA DI 🏳️‍🌈

Appalachian AC \* NCCAA

Events:

100 ▾

Filter by Team ▾

### Women's 100 Meters

Top↑

PL	NAME	YEAR	TEAM	TIME
1	Liang Xiaojing		Chinese Athletic Association	11.35
2	Boglarka Takacs		Hungary	11.37
3	Gemima Joseph		FRANCE	11.44
4	Rayniah Jones	SR-4	UCF	11.55
5	Sarah Richard Mingas		FRANCE	11.58
6	Beyonce Defreitas	Senior	Unattached	11.61
7	Gu Manqi		Chinese Athletic Association	11.61
8	Maleah Heard	JR-3	Georgia State	11.63
9	l'Asia Wilson	JR-3	UCF	11.64
10	Sophia Junk		Track Team Germany	11.66
11	Mallory Leconte		FRANCE	11.68
12	Chloe Galet		FRANCE	11.72
13	Shania Collins		Tumbleweed Track Club	11.76

PL	NAME	YEAR	TEAM	TIME
14	Rori Lowe	SR-4	Florida A&M	11.77
15	Jaidyn Ramsey	SO-2	Campbell	11.79
16	Sophie Haag	FR-1	Miami (Fla.)	11.81
17	Cassie Thompson	JR-3	Jacksonville	11.86
18	Liu Guoyi		Chinese Athletic Association	11.90
19	Zionna Perez-Tucker	SO-2	Coastal Carolina	11.93
20	Aaliyah Harris	SO-2	Campbell	11.94
21	Janyah Jasper	SR-4	UCF	11.98
22	Paige Archer	SO-2	UCF	11.99
23	Ani Wells	SR-4	UCF	12.00
24	Eloise De la Taille		FRANCE	12.01
25	Alyssa Robinson	JR-3	Miami (Fla.)	12.02
26	Sarah Leahy		Speed Education & Trainin	12.07
27	Landri Schreier	JR-3	Little Rock	12.09
27	Jusztina Csoti		Hungary	12.09
29	Adaobi Tabugbo	Junior	Unattached	12.11
30	Mollie O'Reilly		Speed Education & Trainin	12.11
31	Alana Mack	SR-4	Kennesaw State	12.12
32	Mariandree Chacon	SO-2	Jacksonville	12.14
33	Elizabeth McMahon	SR-4	Northeastern	12.17
34	Emma Johnson	SR-4	Columbia Int'l	12.20 * 
35	Montserrat Rodriguez Ejarque	SO-2	Georgia Southern	12.22
36	Anna Luca Kocsis		Hungary	12.23
37	Camryn Lorick	JR-3	Coastal Carolina	12.25
38	Makayla Jones	FR-1	Little Rock	12.31

PL	NAME	YEAR	TEAM	TIME
39	Maliyah Holland	SR-4	Little Rock	12.33
40	Tatum Norris	SO-2	Binghamton	12.34
41	Martine Hjernevik		Norway	12.35
42	Cherrish Wright	Senior	Unattached	12.35
43	Gianna Hansen	FR-1	South Florida	12.39
44	Adriana Lopez	FR-1	Florida Atlantic	12.41
45	Mecca Jackson	SR-4	Citadel	12.41
46	Trinity Gregory	JR-3	Columbia Int'l	12.42 * 
47	Amani Kirnon	FR-1	South Florida	12.44
48	Lin Yuwei		Chinese Athletic Associat	12.44
49	Kaleigh Hudson	SO-2	UNCW	12.45
50	Tolu Ajayi	SO-2	Tulane	12.48
51	Camilla Nicholas	SO-2	Tampa	12.48
52	Angie Mesa-Espinosa	SO-2	Binghamton	12.49
53	Nia Hence	SO-2	Georgia Southern	12.50
54	Malea Sharps	SR-4	Maryland-Eastern Shore	12.52
55	Takia Palmer	SO-2	Little Rock	12.54
56	Mariama Kamara	FR-1	North Florida	12.56
57	Charlette Johnson	SR-4	Columbia Int'l	12.57 * 
58	Sina Kammerschmitt		Track Team Germany	12.57
59	Jenna Chan	SR-4	Binghamton	12.58
60	Maya Smith	JR-3	SC State	12.59
61	Ziyah Etchison	FR-1	Campbell	12.63
61	Cyla Byrd	SR-4	Citadel	12.63
63	Gabrielle Hyatt	SR-4	Binghamton	12.67
64	Camryn Batt	FR-1	North Florida	12.68

PL	NAME	YEAR	TEAM	TIME
65	Jemima Mills	SO-2	Miami (Fla.)	12.70
66	Essence Burbridge	FR-1	Miami (Fla.)	12.71
67	Delicia Lawrence	SO-2	SC State	12.75
68	Julia Sue-Kam-Ling	SO-2	Jacksonville	12.78
69	Ingrid Pernille Rismark	Senior	Norway	12.81
70	Jiya Hastings	JR-3	Mercer	12.84
71	Brylee Montanari	SO-2	UNCW	12.96
72	Melissa Ubani	FR-1	Mercer	13.02
73	Makayla Lewis	JR-3	Lynn	13.04
74	Lindsey Kownick	FR-1	Tampa	13.10
75	Bella Carroll	FR-1	Tulane	13.14
76	Serenity Miller	FR-1	North Florida	13.19
77	Gemma Galligani	FR-1	Buffalo	13.24
78	Anaya Wills	Freshman	Horizon Sunshine Academy	13.52
79	Aryana Calderon		Raider Track Club	14.14
80	Lyric Wilson	Freshman	Horizon Sunshine Academy	14.97

### Women's 100 Meters Section 1

W: +0.0

PL	NAME	YEAR	TEAM	TIME
1	Liang Xiaojing		Chinese Athletic Association	11.35
2	Boglarka Takacs		Hungary	11.37
3	Gemima Joseph		FRANCE	11.44
4	Rayniah Jones	SR-4	UCF	11.55
7	Gu Manqi		Chinese Athletic Association	11.61
11	Mallory Leconte		FRANCE	11.68
13	Shania Collins		Tumbleweed Track Club	11.76

### Women's 100 Meters Section 2

W: -1.5

PL	NAME	YEAR	TEAM	TIME
15	Jaidyn Ramsey	SO-2	Campbell	11.79
18	Liu Guoyi		Chinese Athletic Association	11.90
21	Janyah Jasper	SR-4	UCF	11.98
23	Ani Wells	SR-4	UCF	12.00
25	Alyssa Robinson	JR-3	Miami (Fla.)	12.02
36	Anna Luca Kocsis		Hungary	12.23

### Women's 100 Meters Section 3

W: -1.3

PL	NAME	YEAR	TEAM	TIME
5	Sarah Richard Mingas		FRANCE	11.58
6	Beyonce Defreitas	Senior	Unattached	11.61
8	Maleah Heard	JR-3	Georgia State	11.63
9	I'Asia Wilson	JR-3	UCF	11.64
10	Sophia Junk		Track Team Germany	11.66
12	Chloe Galet		FRANCE	11.72
27	Jusztina Csoti		Hungary	12.09
32	Mariandree Chacon	SO-2	Jacksonville	12.14
48	Lin Yuwei		Chinese Athletic Associat	12.44

### Women's 100 Meters Section 4

W: -1.0

PL	NAME	YEAR	TEAM	TIME
14	Rori Lowe	SR-4	Florida A&M	11.77
17	Cassie Thompson	JR-3	Jacksonville	11.86
24	Eloise De la Taille		FRANCE	12.01
27	Landri Schreier	JR-3	Little Rock	12.09
29	Adaobi Tabugbo	Junior	Unattached	12.11
45	Mecca Jackson	SR-4	Citadel	12.41

### Women's 100 Meters Section 5

W: -2.8

PL	NAME	YEAR	TEAM	TIME
16	Sophie Haag	FR-1	Miami (Fla.)	11.81
19	Zionna Perez-Tucker	SO-2	Coastal Carolina	11.93
20	Aaliyah Harris	SO-2	Campbell	11.94
22	Paige Archer	SO-2	UCF	11.99
26	Sarah Leahy		Speed Education & Trainin	12.07
34	Emma Johnson	SR-4	Columbia Int'l	12.20 * 🇺🇸
37	Camryn Lorick	JR-3	Coastal Carolina	12.25

### Women's 100 Meters Section 6

W: -2.3

PL	NAME	YEAR	TEAM	TIME
30	Mollie O'Reilly		Speed Education & Trainin	12.11
42	Cherrish Wright	Senior	Unattached	12.35
43	Gianna Hansen	FR-1	South Florida	12.39
47	Amani Kirnon	FR-1	South Florida	12.44
51	Camilla Nicholas	SO-2	Tampa	12.48
52	Angie Mesa-Espinosa	SO-2	Binghamton	12.49
53	Nia Hence	SO-2	Georgia Southern	12.50
55	Takia Palmer	SO-2	Little Rock	12.54
58	Sina Kammerschmitt		Track Team Germany	12.57

### Women's 100 Meters Section 7

W: -2.6

PL	NAME	YEAR	TEAM	TIME
31	Alana Mack	SR-4	Kennesaw State	12.12
35	Montserrat Rodriguez Ejarque	SO-2	Georgia Southern	12.22
39	Maliyah Holland	SR-4	Little Rock	12.33
40	Tatum Norris	SO-2	Binghamton	12.34
46	Trinyty Gregory	JR-3	Columbia Int'l	12.42 * 🇺🇸
60	Maya Smith	JR-3	SC State	12.59

### Women's 100 Meters Section 8

W: -2.9

PL	NAME	YEAR	TEAM	TIME
38	Makayla Jones	FR-1	Little Rock	12.31
41	Martine Hjernevik		Norway	12.35
57	Charlette Johnson	SR-4	Columbia Int'l	12.57 * 🏹
61	Ziyah Etchison	FR-1	Campbell	12.63
63	Gabrielle Hyatt	SR-4	Binghamton	12.67
69	Ingrid Pernille Rismark	Senior	Norway	12.81

### Women's 100 Meters Section 9

W: 0.4

PL	NAME	YEAR	TEAM	TIME
44	Adriana Lopez	FR-1	Florida Atlantic	12.41
49	Kaleigh Hudson	SO-2	UNCW	12.45
50	Tolu Ajayi	SO-2	Tulane	12.48
54	Malea Sharps	SR-4	Maryland-Eastern Shore	12.52
59	Jenna Chan	SR-4	Binghamton	12.58
61	Cyla Byrd	SR-4	Citadel	12.63
65	Jemima Mills	SO-2	Miami (Fla.)	12.70
67	Delicia Lawrence	SO-2	SC State	12.75

### Women's 100 Meters Section 10

W: -2.0

PL	NAME	YEAR	TEAM	TIME
56	Mariama Kamara	FR-1	North Florida	12.56
64	Camryn Batt	FR-1	North Florida	12.68
66	Essence Burbridge	FR-1	Miami (Fla.)	12.71
68	Julia Sue-Kam-Ling	SO-2	Jacksonville	12.78
70	Jiya Hastings	JR-3	Mercer	12.84
71	Brylee Montanari	SO-2	UNCW	12.96
72	Melissa Ubani	FR-1	Mercer	13.02
73	Makayla Lewis	JR-3	Lynn	13.04

### Women's 100 Meters Section 11

W: -2.7



PL	NAME	YEAR	TEAM	TIME
33	Elizabeth McMahon	SR-4	Northeastern	12.17
74	Lindsey Kownick	FR-1	Tampa	13.10
75	Bella Carroll	FR-1	Tulane	13.14
76	Serenity Miller	FR-1	North Florida	13.19
77	Gemma Galligani	FR-1	Buffalo	13.24
78	Anaya Wills	Freshman	Horizon Sunshine Academy	13.52
79	Aryana Calderon		Raider Track Club	14.14
80	Lyric Wilson	Freshman	Horizon Sunshine Academy	14.97

## Women's 200 Meters

Top↑

PL	NAME	YEAR	TEAM	TIME
1	Helene Parisot		FRANCE	22.71
2	Li Yuting		Chinese Athletic Association	23.06
3	Jaidyn Ramsey	SO-2	Campbell	23.31
4	Fanny Pelletier		FRANCE	23.33
5	Beyonce Defreitas	Senior	Unattached	23.33
6	Cassie Thompson	JR-3	Jacksonville	23.40
7	I'Asia Wilson	JR-3	UCF	23.42
8	Amandine Brossier		FRANCE	23.50
9	Alyssa Robinson	JR-3	Miami (Fla.)	23.51
10	Paige Archer	SO-2	UCF	23.54
11	Naj Watson	SO-2	Georgia Southern	23.56
12	Lisa Marie Kwayie		Track Team Germany	23.57
13	Brianna Clayton	JR-3	Campbell	23.57
14	Liu Guoyi		Chinese Athletic Association	23.59
15	Maroussia Pare		FRANCE	23.67
16	Camarii Tellis	SR-4	Georgia State	23.73

PL	NAME	YEAR	TEAM	TIME
17	Sophie Haag	FR-1	Miami (Fla.)	23.74
18	Shania Collins		Tumbleweed Track Club	23.77
19	Estelle Raffai		FRANCE	23.80
20	Zionna Perez-Tucker	SO-2	Coastal Carolina	23.81
21	Diana Iscaye		FRANCE	23.82
22	Elizabeth McMahon	SR-4	Northeastern	23.90
23	Alanna Smith	SO-2	Georgia Southern	23.95
24	Kennedy Brace	SR-4	Miami (Fla.)	24.01
25	Janyah Jasper	SR-4	UCF	24.04
26	Aaliyah Harris	SO-2	Campbell	24.05
27	Mariandree Chacon	SO-2	Jacksonville	24.10
28	Blake Blakemore	SR-4	Georgia State	24.10
29	Keniya Walker	SO-2	Georgia State	24.13
30	Landri Schreier	JR-3	Little Rock	24.18
31	Adaobi Tabugbo	Junior	Unattached	24.23
32	Montserrat Rodriguez Ejarque	SO-2	Georgia Southern	24.24
33	Takia Palmer	SO-2	Little Rock	24.27
34	Chloe Lucas	JR-3	Maryland-Eastern Shore	24.28
35	Cherrish Wright	Senior	Unattached	24.29
36	Itzia Mejia Garcia	FR-1	Georgia Southern	24.34
37	Amani Kirnon	FR-1	South Florida	24.42
38	Tatianna Martinez	SR-4	Florida A&M	24.43
39	Amelia Canetto	SR-4	Coastal Carolina	24.44
40	Cassidra Thompson	SO-2	Jacksonville	24.46
41	Dakya Cunningham	FR-1	Florida A&M	24.48
42	Katrina Seymour-Stamps		Sacturary Athletics	24.54

PL	NAME	YEAR	TEAM	TIME
43	Tatum Norris	SO-2	Binghamton	24.54
44	Emma Johnson	SR-4	Columbia Int'l	24.59 * * * ⚡
44	Sophia Morone	SR-4	Binghamton	24.59
46	Maliyah Holland	SR-4	Little Rock	24.60
47	Mackenzi Evans	JR-3	Maryland-Eastern Shore	24.64
48	Felecia Majors		Unattached	24.64
49	Camilla Nicholas	SO-2	Tampa	24.64
50	Destinee ROCKER		Unattached	24.65
51	Cierra Dunston		Deen Troop	24.66
52	Avery Rueckert	FR-1	UNCW	24.76
53	Krystalann Bechard	JR-3	Miami (Fla.)	24.80
54	Amariay Waring	JR-3	Bethune-Cookman	24.81
55	Jada Bolhuis	SO-2	Tampa	24.90
56	Ziyah Etchison	FR-1	Campbell	24.92
57	Maya Smith	JR-3	SC State	24.95
58	Gianna Hansen	FR-1	South Florida	24.97
59	Angie Mesa-Espinosa	SO-2	Binghamton	24.97
60	Kimeone McLeod	JR-3	Florida A&M	25.03
61	Jemima Mills	SO-2	Miami (Fla.)	25.08
62	Mecca Jackson	SR-4	Citadel	25.09
63	Mariama Kamara	FR-1	North Florida	25.12
64	Yasmine Martin	FR-1	Kennesaw State	25.13
65	Lauren Euler	SR-4	Georgia Southern	25.16
66	Hillary Abankwa	JR-3	Binghamton	25.17
67	Kennedy Ramshaw	FR-1	Tampa	25.18
68	Debrielle Williams	SR-4	SC State	25.21

PL	NAME	YEAR	TEAM	TIME
69	Tolu Ajayi	SO-2	Tulane	25.24
70	McKayla Francis	SO-2	Jacksonville	25.24
70	Cyla Byrd	SR-4	Citadel	25.24
72	Gabrielle Hyatt	SR-4	Binghamton	25.25
73	Makayla Jones	FR-1	Little Rock	25.28
74	Adriana Lopez	FR-1	Florida Atlantic	25.45
75	Kaleigh Hudson	SO-2	UNCW	25.48
76	Lauren Gordon	SR-4	Coastal Carolina	25.65
77	Alyssa Taylor	JR-3	Tulane	25.72
78	Richelle Williams	FR-1	Florida Atlantic	25.74
79	Makenzie Edwards	SO-2	SC State	25.78
80	Danielle Isom	FR-1	Kennesaw State	25.83
81	Samayia O'Dneal	SR-4	Mercer	25.85
82	Malea Sharps	SR-4	Maryland-Eastern Shore	25.91
83	Camryn Batt	FR-1	North Florida	25.99
84	Lillian Hicks	JR-3	Tampa	26.00
85	Cameron Martin	Junior	Unattached	26.01
86	Angela Forster	JR-3	Buffalo	26.03
87	Makayla Lewis	JR-3	Lynn	26.20
88	Meg Goebel	SR-4	Coastal Carolina	26.23
89	London White	JR-3	Kennesaw State	26.29
90	Kaia Todd	JR-3	Tulane	26.31
91	Lindsey Kownick	FR-1	Tampa	26.32
92	Alexis Esteves	SO-2	Tulane	26.44
93	Melissa Epting	FR-1	North Florida	26.51
94	Melissa Ubani	FR-1	Mercer	26.86
95	Shanila Chapman		Most Valuable Athletics	26.94

PL	NAME	YEAR	TEAM	TIME
96	Brooke Fung-Chung	FR-1	Coastal Carolina	27.39
97	Anaya Wills	Freshman	Horizon Sunshine Academy	27.69
98	Aryana Calderon		Raider Track Club	28.21
99	Jianna Hibbler	SO-2	SC State	28.34
100	Lyric Wilson	Freshman	Horizon Sunshine Academy	32.18
	Kai'lyn Kirkland	SR-4	UCF	DNF

### Women's 200 Meters Section 1

W: 1.0

PL	NAME	YEAR	TEAM	TIME
2	Li Yuting		Chinese Athletic Association	23.06
5	Beyonce Defreitas	Senior	Unattached	23.33
12	Lisa Marie Kwayie		Track Team Germany	23.57
15	Maroussia Pare		FRANCE	23.67
18	Shania Collins		Tumbleweed Track Club	23.77

### Women's 200 Meters Section 2

W: 2.2

PL	NAME	YEAR	TEAM	TIME
1	Helene Parisot		FRANCE	22.71
4	Fanny Pelletier		FRANCE	23.33
6	Cassie Thompson	JR-3	Jacksonville	23.40
9	Alyssa Robinson	JR-3	Miami (Fla.)	23.51
11	Naj Watson	SO-2	Georgia Southern	23.56
13	Brianna Clayton	JR-3	Campbell	23.57
14	Liu Guoyi		Chinese Athletic Association	23.59

### Women's 200 Meters Section 3

W: 1.5

PL	NAME	YEAR	TEAM	TIME
3	Jaidyn Ramsey	SO-2	Campbell	23.31
7	I'Asia Wilson	JR-3	UCF	23.42

PL	NAME	YEAR	TEAM	TIME
8	Amandine Brossier		FRANCE	23.50
10	Paige Archer	SO-2	UCF	23.54
19	Estelle Raffai		FRANCE	23.80
21	Diana Iscaye		FRANCE	23.82
62	Mecca Jackson	SR-4	Citadel	25.09

#### Women's 200 Meters Section 4

W: 1.9

PL	NAME	YEAR	TEAM	TIME
17	Sophie Haag	FR-1	Miami (Fla.)	23.74
20	Zionna Perez-Tucker	SO-2	Coastal Carolina	23.81
22	Elizabeth McMahon	SR-4	Northeastern	23.90
25	Janyah Jasper	SR-4	UCF	24.04
27	Mariandree Chacon	SO-2	Jacksonville	24.10
48	Felecia Majors		Unattached	24.64
86	Angela Forster	JR-3	Buffalo	26.03

#### Women's 200 Meters Section 5

W: 1.3

PL	NAME	YEAR	TEAM
16	Camarii Tellis	SR-4	Georgia State
26	Aaliyah Harris	SO-2	Campbell
29	Keniya Walker	SO-2	Georgia State
30	Landri Schreier	JR-3	Little Rock
51	Cierra Dunston		Deen Troop
94	Melissa Ubani	FR-1	Mercer

#### Women's 200 Meters Section 6

W: 2.3

PL	NAME	YEAR	TEAM	TIME
24	Kennedy Brace	SR-4	Miami (Fla.)	24.01
28	Blake Blakemore	SR-4	Georgia State	24.10
31	Adaobi Tabugbo	Junior	Unattached	24.23

PL	NAME	YEAR	TEAM	TIME
35	Cherrish Wright	Senior	Unattached	24.29
38	Tatianna Martinez	SR-4	Florida A&M	24.43
44	Emma Johnson	SR-4	Columbia Int'l	24.59 * * * ↗
99	Jianna Hibbler	SO-2	SC State	28.34

### Women's 200 Meters Section 7

W: 1.5

PL	NAME	YEAR	TEAM	TIME
23	Alanna Smith	SO-2	Georgia Southern	23.95
32	Montserrat Rodriguez Ejarque	SO-2	Georgia Southern	24.24
33	Takia Palmer	SO-2	Little Rock	24.27
36	Itzia Mejia Garcia	FR-1	Georgia Southern	24.34
95	Shanila Chapman		Most Valuable Athletics	26.94
	Kai'lyn Kirkland	SR-4	UCF	DNF

### Women's 200 Meters Section 8

W: 1.1

PL	NAME	YEAR	TEAM	TIME
34	Chloe Lucas	JR-3	Maryland-Eastern Shore	24.28
40	Cassidra Thompson	SO-2	Jacksonville	24.46
42	Katrina Seymour-Stamps		Sacturary Athletics	24.54
46	Maliyah Holland	SR-4	Little Rock	24.60
49	Camilla Nicholas	SO-2	Tampa	24.64
57	Maya Smith	JR-3	SC State	24.95
96	Brooke Fung-Chung	FR-1	Coastal Carolina	27.39

### Women's 200 Meters Section 9

W: 1.8

PL	NAME	YEAR	TEAM	TIME
37	Amani Kirnon	FR-1	South Florida	24.42
39	Amelia Canetto	SR-4	Coastal Carolina	24.44
52	Avery Rueckert	FR-1	UNCW	24.76
56	Ziyah Etchison	FR-1	Campbell	24.92

PL	NAME	YEAR	TEAM	TIME
58	Gianna Hansen	FR-1	South Florida	24.97
73	Makayla Jones	FR-1	Little Rock	25.28
76	Lauren Gordon	SR-4	Coastal Carolina	25.65
97	Anaya Wills	Freshman	Horizon Sunshine Academy	27.69

### Women's 200 Meters Section 10

W: 2.4

PL	NAME	YEAR	TEAM	TIME
43	Tatum Norris	SO-2	Binghamton	24.54
50	Destinee ROCKER		Unattached	24.65
53	Krystalann Bechard	JR-3	Miami (Fla.)	24.80
54	Amariay Waring	JR-3	Bethune-Cookman	24.81
55	Jada Bolhuis	SO-2	Tampa	24.90
61	Jemima Mills	SO-2	Miami (Fla.)	25.08
98	Aryana Calderon		Raider Track Club	28.21

### Women's 200 Meters Section 11

W: 0.7

PL	NAME	YEAR	TEAM	TIME
41	Dakya Cunningham	FR-1	Florida A&M	24.48
44	Sophia Morone	SR-4	Binghamton	24.59
47	Mackenzi Evans	JR-3	Maryland-Eastern Shore	24.64
59	Angie Mesa-Espinosa	SO-2	Binghamton	24.97
68	Debrielle Williams	SR-4	SC State	25.21
70	Cyla Byrd	SR-4	Citadel	25.24
79	Makenzie Edwards	SO-2	SC State	25.78

### Women's 200 Meters Section 12

W: 0.7

PL	NAME	YEAR	TEAM	TIME
65	Lauren Euler	SR-4	Georgia Southern	25.16
66	Hillary Abankwa	JR-3	Binghamton	25.17
67	Kennedy Ramshaw	FR-1	Tampa	25.18



PL	NAME	YEAR	TEAM	TIME
70	McKayla Francis	SO-2	Jacksonville	25.24
72	Gabrielle Hyatt	SR-4	Binghamton	25.25
74	Adriana Lopez	FR-1	Florida Atlantic	25.45
78	Richelle Williams	FR-1	Florida Atlantic	25.74
100	Lyric Wilson	Freshman	Horizon Sunshine Academy	32.18

### Women's 200 Meters Section 13

W: 1.9

PL	NAME	YEAR	TEAM	TIME
63	Mariama Kamara	FR-1	North Florida	25.12
69	Tolu Ajayi	SO-2	Tulane	25.24
75	Kaleigh Hudson	SO-2	UNCW	25.48
87	Makayla Lewis	JR-3	Lynn	26.20
88	Meg Goebel	SR-4	Coastal Carolina	26.23
92	Alexis Esteves	SO-2	Tulane	26.44

### Women's 200 Meters Section 14

W: 2.5

PL	NAME	YEAR	TEAM	TIME
64	Yasmine Martin	FR-1	Kennesaw State	25.13
77	Alyssa Taylor	JR-3	Tulane	25.72
81	Samayia O'Dneal	SR-4	Mercer	25.85
84	Lillian Hicks	JR-3	Tampa	26.00
85	Cameron Martin	Junior	Unattached	26.01
90	Kaia Todd	JR-3	Tulane	26.31

### Women's 200 Meters Section 15

W: 2.3

PL	NAME	YEAR	TEAM	TIME
60	Kimeone McLeod	JR-3	Florida A&M	25.03
80	Danielle Isom	FR-1	Kennesaw State	25.83
82	Malea Sharps	SR-4	Maryland-Eastern Shore	25.91
83	Camryn Batt	FR-1	North Florida	25.99

PL	NAME	YEAR	TEAM	TIME
89	London White	JR-3	Kennesaw State	26.29
91	Lindsey Kownick	FR-1	Tampa	26.32
93	Melissa Epting	FR-1	North Florida	26.51

## Women's 400 Meters

[Top↑](#)

PL	NAME	YEAR	TEAM	TIME
1	Amandine Brossier		FRANCE	51.61
2	Diana Iscaye		FRANCE	52.22
3	Fanny Pelletier		FRANCE	52.73
4	Sounkamba Sylla		FRANCE	52.81
5	Kennedy Brace	SR-4	Miami (Fla.)	53.00
6	Marjorie Veysiere		FRANCE	53.28
7	Line Kloster		AAM	53.54
8	Estelle Raffai		FRANCE	53.80
9	Amelia Canetto	SR-4	Coastal Carolina	54.54
10	Chloe Lucas	JR-3	Maryland-Eastern Shore	54.81
11	Alanna Smith	SO-2	Georgia Southern	54.82
12	Brianna Clayton	JR-3	Campbell	55.02
13	Angelica Frederick	JR-3	SC State	55.13
14	Cassidra Thompson	SO-2	Jacksonville	55.16
15	Alesia Douglas	SO-2	Florida A&M	55.28
16	Mackenzie Townsend	SR-4	UNCW	55.35
17	Krystalann Bechard	JR-3	Miami (Fla.)	55.60
18	Hillary Abankwa	JR-3	Binghamton	55.62
19	Brianna Rodriguez	FR-1	UCF	56.18
20	Jada Bolhuis	SO-2	Tampa	56.21
21	McKayla Francis	SO-2	Jacksonville	56.25
22	Lacie Deboskie	JR-3	Florida A&M	56.45

PL	NAME	YEAR	TEAM	TIME
23	Katrina Seymour-Stamps		Sacturary Athletics	57.04
24	Itzia Mejia Garcia	FR-1	Georgia Southern	57.08
25	Cara Simpson		Unattached	57.26
26	Sophia Morone	SR-4	Binghamton	57.41
27	Kennedy Ramshaw	FR-1	Tampa	57.43
28	Lauren Gordon	SR-4	Coastal Carolina	57.51
29	Allie Murphy	SO-2	Tampa	57.98
30	Alexis Esteves	SO-2	Tulane	58.30
31	Lillian Hicks	JR-3	Tampa	58.48
32	Nya Blocker	FR-1	Florida A&M	58.67
33	Amariay Waring	JR-3	Bethune-Cookman	58.68
34	Mackenzi Evans	JR-3	Maryland-Eastern Shore	58.73
35	Celine D'Anna	JR-3	North Florida	58.79
36	Alyssa Taylor	JR-3	Tulane	58.82
37	Ceylani Rembert	FR-1	Mercer	58.91
38	Lauren Euler	SR-4	Georgia Southern	59.20
39	Destiny Bailey-Perkins	SR-4	Campbell	59.25
40	Isabella Borelli	FR-1	UNCW	59.55
41	Aniyah Mosley	FR-1	Georgia State	59.60
42	Melissa Epting	FR-1	North Florida	59.65
43	Laura Fodor	SO-2	Tulane	59.74
44	Makayla Toussaint	FR-1	SC State	1:00.47
45	Elysia Terry	SO-2	Paine	1:00.51 *
46	Nasjai White	FR-1	Lake-Sumter State	1:01.42
47	Nyidjah Ives	SO-2	Bethune-Cookman	1:01.57
48	Jordan O'Brien	JR-3	Florida Atlantic	1:03.20
49	Makenzie Edwards	SO-2	SC State	1:04.40

PL	NAME	YEAR	TEAM	TIME
50	Jailin Moss-Herbert	SR-4	Jacksonville	1:04.88
51	Jianna Hibbler	SO-2	SC State	1:05.52
52	Kendyl Maddox	FR-1	Mercer	1:06.45

### Women's 400 Meters Section 1

PL	NAME	YEAR	TEAM	TIME
1	Amandine Brossier		FRANCE	51.61
2	Diana Iscaye		FRANCE	52.22
3	Fanny Pelletier		FRANCE	52.73
4	Sounkamba Sylla		FRANCE	52.81
5	Kennedy Brace	SR-4	Miami (Fla.)	53.00
7	Line Kloster		AAM	53.54

### Women's 400 Meters Section 2

PL	NAME	YEAR	TEAM	TIME
6	Marjorie Veyssiere		FRANCE	53.28
8	Estelle Raffai		FRANCE	53.80
11	Alanna Smith	SO-2	Georgia Southern	54.82
12	Brianna Clayton	JR-3	Campbell	55.02
14	Cassidra Thompson	SO-2	Jacksonville	55.16

### Women's 400 Meters Section 3

PL	NAME	YEAR	TEAM	TIME
9	Amelia Canetto	SR-4	Coastal Carolina	54.54
10	Chloe Lucas	JR-3	Maryland-Eastern Shore	54.81
15	Alesia Douglas	SO-2	Florida A&M	55.28
18	Hillary Abankwa	JR-3	Binghamton	55.62
28	Lauren Gordon	SR-4	Coastal Carolina	57.51
41	Aniyah Mosley	FR-1	Georgia State	59.60

### Women's 400 Meters Section 4

PL	NAME	YEAR	TEAM	TIME
16	Mackenzie Townsend	SR-4	UNCW	55.35
17	Krystalann Bechard	JR-3	Miami (Fla.)	55.60
20	Jada Bolhuis	SO-2	Tampa	56.21
23	Katrina Seymour-Stamps		Sacturary Athletics	57.04
24	Itzia Mejia Garcia	FR-1	Georgia Southern	57.08
33	Amariay Waring	JR-3	Bethune-Cookman	58.68

### Women's 400 Meters Section 5

PL	NAME	YEAR	TEAM	TIME
13	Angelica Frederick	JR-3	SC State	55.13
25	Cara Simpson		Unattached	57.26
26	Sophia Morone	SR-4	Binghamton	57.41
34	Mackenzi Evans	JR-3	Maryland-Eastern Shore	58.73
38	Lauren Euler	SR-4	Georgia Southern	59.20
49	Makenzie Edwards	SO-2	SC State	1:04.40
50	Jailin Moss-Herbert	SR-4	Jacksonville	1:04.88

### Women's 400 Meters Section 6

PL	NAME	YEAR	TEAM	TIME
19	Brianna Rodriguez	FR-1	UCF	56.18
21	McKayla Francis	SO-2	Jacksonville	56.25
22	Lacie Deboskie	JR-3	Florida A&M	56.45
27	Kennedy Ramshaw	FR-1	Tampa	57.43
29	Allie Murphy	SO-2	Tampa	57.98
40	Isabella Borelli	FR-1	UNCW	59.55
52	Kendyl Maddox	FR-1	Mercer	1:06.45

### Women's 400 Meters Section 7

PL	NAME	YEAR	TEAM	TIME
30	Alexis Esteves	SO-2	Tulane	58.30

PL	NAME	YEAR	TEAM	TIME
31	Lillian Hicks	JR-3	Tampa	58.48
35	Celine D'Anna	JR-3	North Florida	58.79
36	Alyssa Taylor	JR-3	Tulane	58.82
39	Destiny Bailey-Perkins	SR-4	Campbell	59.25
43	Laura Fodor	SO-2	Tulane	59.74
45	Elysia Terry	SO-2	Paine	1:00.51 *
46	Nasjai White	FR-1	Lake-Sumter State	1:01.42

### Women's 400 Meters Section 8

PL	NAME	YEAR	TEAM	TIME
32	Nya Blocker	FR-1	Florida A&M	58.67
37	Ceylani Rembert	FR-1	Mercer	58.91
42	Melissa Epting	FR-1	North Florida	59.65
44	Makayla Toussaint	FR-1	SC State	1:00.47
47	Nyidjah Ives	SO-2	Bethune-Cookman	1:01.57
48	Jordan O'Brien	JR-3	Florida Atlantic	1:03.20
51	Jianna Hibbler	SO-2	SC State	1:05.52

### Women's 800 Meters

Top↑

PL	NAME	YEAR	TEAM	TIME
1	Natalie Varela	SR-4	Miami (Fla.)	2:07.48
2	Ella Chandler	SO-2	North Florida	2:07.93
3	Jessica Lambert	SR-4	Florida Atlantic	2:08.10
4	Britney Chatfield	JR-3	Kennesaw State	2:08.39
5	Valerie Lastra	JR-3	FIU	2:09.01
6	Layla Haynes		Unattached	2:09.34
7	Rosa Ten Berg	SO-2	Florida Atlantic	2:09.93
8	Maddie Scheier	FR-1	Miami (Fla.)	2:10.34
9	Sofia Molina	SO-2	Georgia Southern	2:11.26

PL	NAME	YEAR	TEAM	TIME
10	Ane Martin Del Campo	FR-1	FIU	2:12.32
11	Sayla Donnelley	Freshman	Unattached	2:12.81
12	Debrielle Williams	SR-4	SC State	2:12.94
13	Kendall Hughes	SO-2	UCF	2:13.16
14	Allison Newton	JR-3	Buffalo	2:13.19
15	Vassi Klock	SO-2	Buffalo	2:13.39
16	Arden La-Rose	JR-3	South Florida	2:13.70
17	Emma Maurel	SR-4	Miami (Fla.)	2:13.80
18	Lucy McLean	Junior	New England Elite	2:14.13
19	Shaleiya Lee	SR-4	Lynn	2:14.82
20	Bella Butler	FR-1	Nova Southeastern	2:15.36
21	Johanna Kleiner	JR-3	Buffalo	2:15.70
22	Anna Schadel	FR-1	Tulane	2:15.71
23	Elyssa Toal	JR-3	Florida Atlantic	2:15.90
24	Leonarda Farkas	SR-4	FIU	2:15.96
25	Ashley Klingenberg	SR-4	Florida	2:15.99
26	Isabel Ptacek	SR-4	Georgia Southern	2:16.05
27	Katelyn Porter	FR-1	Coastal Carolina	2:16.13
28	Giovana Meade	Sophomore	Unattached	2:16.43
29	Sydni Studesville	FR-1	South Florida	2:17.35
30	Ana Cubillo	JR-3	Georgia State	2:17.48
31	Adrianna Mier	SO-2	Florida Atlantic	2:17.56
32	Shennell Simms	SO-2	Maryland-Eastern Shore	2:18.17
33	Shyanne Mayes	SR-4	Bethune-Cookman	2:18.35
34	Isabella Borelli	FR-1	UNCW	2:18.44
35	Shy-Ann Campbell	JR-3	Maryland-Eastern Shore	2:18.46
36	Jordan Stevens	SR-4	Florida Atlantic	2:19.22

PL	NAME	YEAR	TEAM	TIME
37	Victoria Valdez	JR-3	South Florida	2:19.81
38	Madison Gordon	JR-3	Florida A&M	2:20.12
39	Lisa Adjouadi	JR-3	FIU	2:20.64
40	Alyssa Williams	SR-4	Bethune-Cookman	2:20.81
41	Hannah Buchanan	JR-3	FIU	2:21.05
42	Eden Toal	JR-3	Nova Southeastern	2:22.09
43	Christin Domeier		Unattached	2:22.30
44	Sierra Espinoza	FR-1	Barry	2:22.42
45	Claire Carmichael	FR-1	UNCW	2:22.72
46	Brooke Mullins	JR-3	Lynn	2:23.25
47	Lexi Schwartz	FR-1	Jacksonville	2:23.69
48	Valencia Butler	SO-2	Bethune-Cookman	2:23.87
49	Carolina Titus	SR-4	Florida Southern	2:24.05
50	McKinzie Winget	SR-4	Nova Southeastern	2:24.97
51	Annah Priyadi	FR-1	Jacksonville	2:25.40
52	Niya Coleman	FR-1	Florida A&M	2:25.59
53	Sierra Barrera	FR-1	Florida A&M	2:25.62
54	Tiarra Smith	JR-3	Coastal Carolina	2:26.30
55	Emily Haney	SO-2	Jacksonville	2:26.59
56	TyQwasia Williams	FR-1	SC State	2:26.69
57	Josephine Leonard	FR-1	Jacksonville	2:26.80
58	Sonja Friend-Uhl	Senior	Unattached	2:26.87
59	Lily Koch	JR-3	Lynn	2:27.56
60	Elysia Terry	SO-2	Paine	2:28.00
61	Lauren Schaudel	Sophomore	Unattached	2:28.04
62	Navia Casa	FR-1	North Florida	2:28.07
63	Sarah Simpson		Unattached	2:28.15



PL	NAME	YEAR	TEAM	TIME
64	Jinia Johnson	JR-3	Florida Southern	2:28.43
65	Katherine LaCroix		UNAT-Valdosta State	2:29.14
66	Emma Nales-Torchio	FR-1	Florida Southern	2:29.69
67	Eryn Field	FR-1	Jacksonville	2:30.12
68	Morgan Wilson	Sophomore	Unattached	2:30.33
69	Kira Mothershed	FR-1	Florida Southern	2:30.95
70	Caitlyn Koske	JR-3	Valdosta State	2:31.38
71	Kyleigh Rice	JR-3	Valdosta State	2:31.69
72	Chandler Coughlin	FR-1	UNCW	2:32.60
73	Alyssa Benson	FR-1	Palm Beach Atlantic	2:33.72
74	Liliana Flores		Raider Track Club	2:34.92
75	Jourdon Cooper	JR-3	SC State	2:36.32
76	Emma Pfeiffer	FR-1	Florida Southern	2:36.85
77	Betsy Perez	SO-2	Barry	2:37.65
78	Charlotte Carley	FR-1	Valdosta State	2:39.36
79	Caitlyn Christie	FR-1	Palm Beach Atlantic	2:40.51
80	Chloe Smith	SO-2	Palm Beach Atlantic	2:43.48
81	Lily Novac	SO-2	Lake-Sumter State	2:50.67
	Cierra Dunston		Deen Troop	DNF
	Felecia Majors		Unattached	DNF
	Karin Dobiasch	FR-1	UCF	DNF

### Women's 800 Meters Section 1

PL	NAME	YEAR	TEAM	TIME
1	Natalie Varela	SR-4	Miami (Fla.)	2:07.48
2	Ella Chandler	SO-2	North Florida	2:07.93
3	Jessica Lambert	SR-4	Florida Atlantic	2:08.10
4	Britney Chatfield	JR-3	Kennesaw State	2:08.39

PL	NAME	YEAR	TEAM	TIME
7	Rosa Ten Berg	SO-2	Florida Atlantic	2:09.93
11	Sayla Donnelley	Freshman	Unattached	2:12.81
17	Emma Maurel	SR-4	Miami (Fla.)	2:13.80
	Karin Dobiasch	FR-1	UCF	DNF

### Women's 800 Meters Section 2

PL	NAME	YEAR	TEAM	TIME
5	Valerie Lastra	JR-3	FIU	2:09.01
6	Layla Haynes		Unattached	2:09.34
8	Maddie Scheier	FR-1	Miami (Fla.)	2:10.34
10	Ane Martin Del Campo	FR-1	FIU	2:12.32
12	Debrielle Williams	SR-4	SC State	2:12.94
15	Vassi Klock	SO-2	Buffalo	2:13.39
16	Arden La-Rose	JR-3	South Florida	2:13.70
18	Lucy McLean	Junior	New England Elite	2:14.13
19	Shaleiya Lee	SR-4	Lynn	2:14.82
25	Ashley Klingenberg	SR-4	Florida	2:15.99
27	Katelyn Porter	FR-1	Coastal Carolina	2:16.13

### Women's 800 Meters Section 3

PL	NAME	YEAR	TEAM	TIME
9	Sofia Molina	SO-2	Georgia Southern	2:11.26
13	Kendall Hughes	SO-2	UCF	2:13.16
14	Allison Newton	JR-3	Buffalo	2:13.19
21	Johanna Kleiner	JR-3	Buffalo	2:15.70
22	Anna Schadel	FR-1	Tulane	2:15.71
23	Elyssa Toal	JR-3	Florida Atlantic	2:15.90
24	Leonarda Farkas	SR-4	FIU	2:15.96
26	Isabel Ptacek	SR-4	Georgia Southern	2:16.05

PL	NAME	YEAR	TEAM	TIME
28	Giovana Meade	Sophomore	Unattached	2:16.43
29	Sydni Studesville	FR-1	South Florida	2:17.35
31	Adrianna Mier	SO-2	Florida Atlantic	2:17.56
54	Tiarra Smith	JR-3	Coastal Carolina	2:26.30

#### Women's 800 Meters Section 4

PL	NAME	YEAR	TEAM	TIME
20	Bella Butler	FR-1	Nova Southeastern	2:15.36
34	Isabella Borelli	FR-1	UNCW	2:18.44
36	Jordan Stevens	SR-4	Florida Atlantic	2:19.22
37	Victoria Valdez	JR-3	South Florida	2:19.81
38	Madison Gordon	JR-3	Florida A&M	2:20.12
39	Lisa Adjouadi	JR-3	FIU	2:20.64
43	Christin Domeier		Unattached	2:22.30
56	TyQwasia Williams	FR-1	SC State	2:26.69
59	Lily Koch	JR-3	Lynn	2:27.56
61	Lauren Schaudel	Sophomore	Unattached	2:28.04

#### Women's 800 Meters Section 5

PL	NAME	YEAR	TEAM	TIME
30	Ana Cubillo	JR-3	Georgia State	2:17.48
32	Shennell Simms	SO-2	Maryland-Eastern Shore	2:18.17
33	Shyanne Mayes	SR-4	Bethune-Cookman	2:18.35
35	Shy-Ann Campbell	JR-3	Maryland-Eastern Shore	2:18.46
41	Hannah Buchanan	JR-3	FIU	2:21.05
42	Eden Toal	JR-3	Nova Southeastern	2:22.09
44	Sierra Espinoza	FR-1	Barry	2:22.42
45	Claire Carmichael	FR-1	UNCW	2:22.72
46	Brooke Mullins	JR-3	Lynn	2:23.25

PL	NAME	YEAR	TEAM	TIME
50	McKinzie Winget	SR-4	Nova Southeastern	2:24.97
	Cierra Dunston		Deen Troop	DNF

### Women's 800 Meters Section 6

PL	NAME	YEAR	TEAM	TIME
47	Lexi Schwartz	FR-1	Jacksonville	2:23.69
51	Annah Priyadi	FR-1	Jacksonville	2:25.40
55	Emily Haney	SO-2	Jacksonville	2:26.59
57	Josephine Leonard	FR-1	Jacksonville	2:26.80
58	Sonja Friend-Uhl	Senior	Unattached	2:26.87
62	Navia Casa	FR-1	North Florida	2:28.07
64	Jinia Johnson	JR-3	Florida Southern	2:28.43
67	Eryn Field	FR-1	Jacksonville	2:30.12
69	Kira Mothershed	FR-1	Florida Southern	2:30.95
70	Caitlyn Koske	JR-3	Valdosta State	2:31.38
72	Chandler Coughlin	FR-1	UNCW	2:32.60
	Felecia Majors		Unattached	DNF

### Women's 800 Meters Section 7

PL	NAME	YEAR	TEAM	TIME
40	Alyssa Williams	SR-4	Bethune-Cookman	2:20.81
48	Valencia Butler	SO-2	Bethune-Cookman	2:23.87
52	Niya Coleman	FR-1	Florida A&M	2:25.59
53	Sierra Barrera	FR-1	Florida A&M	2:25.62
63	Sarah Simpson		Unattached	2:28.15
66	Emma Nales-Torchio	FR-1	Florida Southern	2:29.69
68	Morgan Wilson	Sophomore	Unattached	2:30.33
71	Kyleigh Rice	JR-3	Valdosta State	2:31.69
73	Alyssa Benson	FR-1	Palm Beach Atlantic	2:33.72

PL	NAME	YEAR	TEAM	TIME
76	Emma Pfeiffer	FR-1	Florida Southern	2:36.85
79	Caitlyn Christie	FR-1	Palm Beach Atlantic	2:40.51

### Women's 800 Meters Section 8

PL	NAME	YEAR	TEAM	TIME
49	Carolina Titus	SR-4	Florida Southern	2:24.05
60	Elysia Terry	SO-2	Paine	2:28.00
65	Katherine LaCroix		UNAT-Valdosta State	2:29.14
74	Liliana Flores		Raider Track Club	2:34.92
75	Jourdon Cooper	JR-3	SC State	2:36.32
77	Betsy Perez	SO-2	Barry	2:37.65
78	Charlotte Carley	FR-1	Valdosta State	2:39.36
80	Chloe Smith	SO-2	Palm Beach Atlantic	2:43.48
81	Lily Novac	SO-2	Lake-Sumter State	2:50.67

### Women's 1500 Meters

Top↑

PL	NAME	YEAR	TEAM	TIME
1	Valerie Lastra	JR-3	FIU	4:23.95
2	Ellie Wolski	JR-3	Coastal Carolina	4:28.37
3	Emma Ferguson	FR-1	Kennesaw State	4:29.85
4	Natalie Varela	SR-4	Miami (Fla.)	4:29.97
5	Aleksandra Szulska	FR-1	Buffalo	4:30.20
6	Maddie Scheier	FR-1	Miami (Fla.)	4:30.56
7	Madigan Wallace	JR-3	Kennesaw State	4:30.82
8	Ashley Klingenberg	SR-4	Florida	4:33.19
9	Ane Martin Del Campo	FR-1	FIU	4:33.62
10	Ashley Fitzgerald	Senior	Unattached	4:37.26
11	Lucy McLean	Junior	New England Elite	4:38.20
12	Hannah Martin	SR-4	North Florida	4:38.43

PL	NAME	YEAR	TEAM	TIME
13	Tabitha Suggs	JR-3	Tampa	4:39.33
14	Elle Mezzio	SO-2	Miami (Fla.)	4:39.59
15	Ania San Roman Lopez	FR-1	FIU	4:39.99
16	Isa Leen	JR-3	North Florida	4:40.34
17	Lillian Holtery	JR-3	UCF	4:40.57
18	Abby Clements	FR-1	UCF	4:40.79
19	Anna Schadel	FR-1	Tulane	4:40.95
20	Andrea Loizidou	JR-3	FIU	4:41.04
21	Giovana Meade	Sophomore	Unattached	4:42.51
22	Lisa Adjouadi	JR-3	FIU	4:42.74
23	Addison Laughlin	FR-1	Coastal Carolina	4:43.31
24	Hannah Buchanan	JR-3	FIU	4:44.18
25	Elyssa Toal	JR-3	Florida Atlantic	4:44.56
26	Macy Turcotte	JR-3	Tulane	4:44.84
27	Jordan Stevens	SR-4	Florida Atlantic	4:47.15
28	Victoria Valdez	JR-3	South Florida	4:47.30
29	Eden Toal	JR-3	Nova Southeastern	4:48.65
30	Olivia Jones	FR-1	Florida	4:48.69
31	Brooke Mullins	JR-3	Lynn	4:50.38
32	Ellie Fluman	JR-3	Florida Southern	4:51.72
33	Tristan Crosby	FR-1	Georgia Southern	4:52.17
34	Kendall Hughes	SO-2	UCF	4:52.19
35	Ella Malone	SO-2	Palm Beach Atlantic	4:52.33
36	Isabel Ptacek	SR-4	Georgia Southern	4:52.73
37	Ava Hendrix	Junior	Unattached	4:52.99
38	Alesia Douglas	SO-2	Florida A&M	4:53.11
39	Lacie Deboskie	JR-3	Florida A&M	4:53.70

PL	NAME	YEAR	TEAM	TIME
40	Madeline Weiler	SO-2	Jacksonville	4:54.13
41	McKinzie Winget	SR-4	Nova Southeastern	4:54.51
42	Ella Menke	FR-1	Florida State	4:54.63
43	Sonja Friend-Uhl	Senior	Unattached	4:55.75
44	Chandler Coughlin	FR-1	UNCW	4:56.00
45	Laci Watford	SO-2	North Florida	4:56.39
46	Alaina Williams	FR-1	Tampa	4:56.56
47	Emma Nales-Torchio	FR-1	Florida Southern	4:56.57
48	Gabriella Morris	JR-3	Florida State	4:57.67
49	Claire Carmichael	FR-1	UNCW	4:57.96
50	Kayla Groppe	SO-2	Florida Atlantic	4:58.03
51	Caitlyn Koske	JR-3	Valdosta State	4:59.04
52	Annika Pfaff	SO-2	Florida State	4:59.66
53	Scarlett Griffin		9:24 Athletics	4:59.71
54	Shennell Simms	SO-2	Maryland-Eastern Shore	5:01.68
55	Gwen Shamel	JR-3	Palm Beach Atlantic	5:02.26
56	Lauren Schaudel	Sophomore	Unattached	5:02.51
57	Kira Mothershed	FR-1	Florida Southern	5:03.31
58	Jinia Johnson	JR-3	Florida Southern	5:03.51
59	Barbara Hernandez	FR-1	FIU	5:03.63
60	Kyleigh Rice	JR-3	Valdosta State	5:04.25
61	Nella Petersen	FR-1	Palm Beach Atlantic	5:04.97
62	Carolina Titus	SR-4	Florida Southern	5:05.03
63	Sierra Espinoza	FR-1	Barry	5:05.50
64	Emma Pfeiffer	FR-1	Florida Southern	5:06.30
65	Toba Kahn	SO-2	Florida State	5:06.57
66	Liliana Flores		Raider Track Club	5:07.46

PL	NAME	YEAR	TEAM	TIME
67	Sierra Barrera	FR-1	Florida A&M	5:07.71
68	Jordan Dix	SO-2	Jacksonville	5:08.56
69	Angelina Baader	SO-2	Palm Beach Atlantic	5:14.27
70	Vivian Byrnes	SO-2	Florida State	5:20.57
71	Morgan Wilson	Sophomore	Unattached	5:20.92
72	Elysia Terry	SO-2	Paine	5:21.08
73	Jourdan Garnett	JR-3	Florida A&M	5:23.27
74	Betsy Perez	SO-2	Barry	5:27.16
75	Charlotte Carley	FR-1	Valdosta State	5:30.04
76	Faith Kulis	SR-4	Palm Beach Atlantic	5:37.71
77	Gianna Ennis	Freshman	Unattached	5:58.93

### Women's 1500 Meters Section 1

PL	NAME	YEAR	TEAM	TIME
1	Valerie Lastra	JR-3	FIU	4:23.95
2	Ellie Wolski	JR-3	Coastal Carolina	4:28.37
3	Emma Ferguson	FR-1	Kennesaw State	4:29.85
4	Natalie Varela	SR-4	Miami (Fla.)	4:29.97
5	Aleksandra Szulska	FR-1	Buffalo	4:30.20
6	Maddie Scheier	FR-1	Miami (Fla.)	4:30.56
7	Madigan Wallace	JR-3	Kennesaw State	4:30.82
8	Ashley Klingenberg	SR-4	Florida	4:33.19
9	Ane Martin Del Campo	FR-1	FIU	4:33.62
19	Anna Schadel	FR-1	Tulane	4:40.95
34	Kendall Hughes	SO-2	UCF	4:52.19

### Women's 1500 Meters Section 2

PL	NAME	YEAR	TEAM	TIME
10	Ashley Fitzgerald	Senior	Unattached	4:37.26



PL	NAME	YEAR	TEAM	TIME
11	Lucy McLean	Junior	New England Elite	4:38.20
12	Hannah Martin	SR-4	North Florida	4:38.43
13	Tabitha Suggs	JR-3	Tampa	4:39.33
14	Elle Mezzio	SO-2	Miami (Fla.)	4:39.59
15	Ania San Roman Lopez	FR-1	FIU	4:39.99
16	Isa Leen	JR-3	North Florida	4:40.34
17	Lillian Holtery	JR-3	UCF	4:40.57
18	Abby Clements	FR-1	UCF	4:40.79
20	Andrea Loizidou	JR-3	FIU	4:41.04
23	Addison Laughlin	FR-1	Coastal Carolina	4:43.31
26	Macy Turcotte	JR-3	Tulane	4:44.84

### Women's 1500 Meters Section 3

PL	NAME	YEAR	TEAM	TIME
21	Giovana Meade	Sophomore	Unattached	4:42.51
22	Lisa Adjouadi	JR-3	FIU	4:42.74
24	Hannah Buchanan	JR-3	FIU	4:44.18
25	Elyssa Toal	JR-3	Florida Atlantic	4:44.56
27	Jordan Stevens	SR-4	Florida Atlantic	4:47.15
28	Victoria Valdez	JR-3	South Florida	4:47.30
29	Eden Toal	JR-3	Nova Southeastern	4:48.65
30	Olivia Jones	FR-1	Florida	4:48.69
31	Brooke Mullins	JR-3	Lynn	4:50.38
36	Isabel Ptacek	SR-4	Georgia Southern	4:52.73
37	Ava Hendrix	Junior	Unattached	4:52.99
38	Alesia Douglas	SO-2	Florida A&M	4:53.11
43	Sonja Friend-Uhl	Senior	Unattached	4:55.75
58	Jinia Johnson	JR-3	Florida Southern	5:03.51

### Women's 1500 Meters Section 4

PL	NAME	YEAR	TEAM	TIME
32	Ellie Fluman	JR-3	Florida Southern	4:51.72
33	Tristan Crosby	FR-1	Georgia Southern	4:52.17
35	Ella Malone	SO-2	Palm Beach Atlantic	4:52.33
39	Lacie Deboskie	JR-3	Florida A&M	4:53.70
40	Madeline Weiler	SO-2	Jacksonville	4:54.13
41	McKinzie Winget	SR-4	Nova Southeastern	4:54.51
44	Chandler Coughlin	FR-1	UNCW	4:56.00
45	Laci Watford	SO-2	North Florida	4:56.39
46	Alaina Williams	FR-1	Tampa	4:56.56
47	Emma Nales-Torchio	FR-1	Florida Southern	4:56.57
48	Gabriella Morris	JR-3	Florida State	4:57.67
49	Claire Carmichael	FR-1	UNCW	4:57.96
50	Kayla Groppe	SO-2	Florida Atlantic	4:58.03
52	Annika Pfaff	SO-2	Florida State	4:59.66
53	Scarlett Griffin		9:24 Athletics	4:59.71
56	Lauren Schaudel	Sophomore	Unattached	5:02.51
57	Kira Mothershed	FR-1	Florida Southern	5:03.31
62	Carolina Titus	SR-4	Florida Southern	5:05.03
64	Emma Pfeiffer	FR-1	Florida Southern	5:06.30

### Women's 1500 Meters Section 5

PL	NAME	YEAR	TEAM	TIME
42	Ella Menke	FR-1	Florida State	4:54.63
51	Caitlyn Koske	JR-3	Valdosta State	4:59.04
54	Shennell Simms	SO-2	Maryland-Eastern Shore	5:01.68
55	Gwen Shamel	JR-3	Palm Beach Atlantic	5:02.26
59	Barbara Hernandez	FR-1	FIU	5:03.63

PL	NAME	YEAR	TEAM	TIME
60	Kyleigh Rice	JR-3	Valdosta State	5:04.25
61	Nella Petersen	FR-1	Palm Beach Atlantic	5:04.97
63	Sierra Espinoza	FR-1	Barry	5:05.50
65	Toba Kahn	SO-2	Florida State	5:06.57
66	Liliana Flores		Raider Track Club	5:07.46
67	Sierra Barrera	FR-1	Florida A&M	5:07.71
68	Jordan Dix	SO-2	Jacksonville	5:08.56
69	Angelina Baader	SO-2	Palm Beach Atlantic	5:14.27
70	Vivian Byrnes	SO-2	Florida State	5:20.57
71	Morgan Wilson	Sophomore	Unattached	5:20.92
72	Elysia Terry	SO-2	Paine	5:21.08
73	Jourdan Garnett	JR-3	Florida A&M	5:23.27
74	Betsy Perez	SO-2	Barry	5:27.16
75	Charlotte Carley	FR-1	Valdosta State	5:30.04
76	Faith Kulis	SR-4	Palm Beach Atlantic	5:37.71
77	Gianna Ennis	Freshman	Unattached	5:58.93

## Women 5000m Run Invite

[Top↑](#)

PL	NAME	YEAR	TEAM	TIME
1	Daphnee Lavassas	JR-3	Miami (Fla.)	16:08.90
2	Liina Winborn	JR-3	Florida	16:57.30
3	Caroline Bauer	FR-1	Florida	17:01.74
4	Aspen Gordon	SR-4	Tampa	17:02.45 +
5	Erica Fisher	SR-4	North Florida	17:04.46
6	Ciara Miles	JR-3	Kennesaw State	17:08.96
7	Mya Bodrato	JR-3	Jacksonville	17:14.37
8	Zoe Smith	JR-3	Kennesaw State	17:29.91
9	Emily Kriney	SO-2	Tampa	17:30.39

PL	NAME	YEAR	TEAM	TIME
10	Breanna Stuart	FR-1	Florida	17:31.61
11	Emma Mussante	JR-3	Florida Southern	17:37.80
12	Haley Hasty		Team Florida Track Club	17:41.86
	Kelsey Pontious		Unattached	DNF
	Elle Mezzio	SO-2	Miami (Fla.)	DNF
	Anna Sentner	SR-4	Florida State	DNF
	Isabella Richardson	SO-2	UCF	DNF
	Anna James	JR-3	Kennesaw State	DNF

## Women 5000m Run

Top↑

PL	NAME	YEAR	TEAM	TIME
1	Dani Thompson	JR-3	Florida State	17:35.87
2	Jane Eiselstein	SO-2	Florida State	17:38.97
3	Billie Castillo	SR-4	North Florida	17:40.84
4	Leah Helms	SO-2	Florida Atlantic	17:46.56
5	Lexi Arambulo	SO-2	Miami (Fla.)	17:48.12
6	Cheyenne Young	JR-3	Florida Southern	17:51.99
7	Rachel Dodsworth	JR-3	Kennesaw State	17:56.02
8	Lili Grant	SO-2	Tulane	17:59.04
9	Harlie Bassitt		Team FTC	18:00.53
10	delaney stephens	Freshman	Unattached	18:04.80
11	Hailey Cohen	SO-2	South Florida	18:05.19
12	Katie Avery		Unattached	18:08.52
13	Lillie Mealor	SO-2	Florida State	18:11.68
14	Katherine Jovanovic		Broward Elite Athletic Club	18:19.48
15	Mya Stam	JR-3	Florida Southern	18:22.03
16	Isabella Grant	FR-1	Nova Southeastern	18:24.36
17	Hannah Parker	FR-1	Palm Beach Atlantic	18:28.87

PL	NAME	YEAR	TEAM	TIME
18	Sydney Granack	Junior	Unattached	18:31.59
19	Karina Gilson	JR-3	Nova Southeastern	18:33.89
20	Rachel Johnson	SR-4	Florida State	18:37.29
21	Ally Jakubiak	SO-2	Nova Southeastern	18:37.59
22	Ava Aseere	FR-1	Florida Atlantic	18:49.67
23	Margaret Myskowski	JR-3	Palm Beach Atlantic	18:50.48
24	Karah McElhone	JR-3	Florida Southern	19:04.73
25	Rachel Hockenberry	SO-2	Florida Southern	19:10.81
26	Katherine LaCroix		UNAT-Valdosta State	19:13.94
27	Allison Seng	SR-4	Palm Beach Atlantic	19:28.42
28	Lindsey Duffner	Senior	Unattached	19:32.33
29	Brooke Brennan	SR-4	Florida Southern	19:52.82
30	Sarah Simpson		Unattached	19:52.86
31	Caitlin Beery	SO-2	Florida Southern	19:56.54
32	Grace Mueller	FR-1	Florida Atlantic	19:57.08
33	Alison Boyle	Sophomore	Unattached	21:13.86
34	Kate Ulmer	Sophomore	Unattached	21:14.60
	Rachel Starr	Sophomore	Unattached	DNF
	Emma Hanstveit	FR-1	Palm Beach Atlantic	DNF
	Sadie Nordmeyer	JR-3	Palm Beach Atlantic	DNF

### Women 5000m Run Section 1

PL	NAME	YEAR	TEAM	TIME
1	Dani Thompson	JR-3	Florida State	17:35.87
2	Jane Eiselstein	SO-2	Florida State	17:38.97
3	Billie Castillo	SR-4	North Florida	17:40.84
4	Leah Helms	SO-2	Florida Atlantic	17:46.56
5	Lexi Arambulo	SO-2	Miami (Fla.)	17:48.12

PL	NAME	YEAR	TEAM	TIME
6	Cheyenne Young	JR-3	Florida Southern	17:51.99
7	Rachel Dodsworth	JR-3	Kennesaw State	17:56.02
8	Lili Grant	SO-2	Tulane	17:59.04
10	delaney stephens	Freshman	Unattached	18:04.80
11	Hailey Cohen	SO-2	South Florida	18:05.19
12	Katie Avery		Unattached	18:08.52
15	Mya Stam	JR-3	Florida Southern	18:22.03
18	Sydney Granack	Junior	Unattached	18:31.59
25	Rachel Hockenberry	SO-2	Florida Southern	19:10.81
27	Allison Seng	SR-4	Palm Beach Atlantic	19:28.42
29	Brooke Brennan	SR-4	Florida Southern	19:52.82
31	Caitlin Beery	SO-2	Florida Southern	19:56.54
	Emma Hanstveit	FR-1	Palm Beach Atlantic	DNF
	Rachel Starr	Sophomore	Unattached	DNF

### Women 5000m Run Section 2

PL	NAME	YEAR	TEAM	TIME
9	Harlie Bassitt		Team FTC	18:00.53
13	Lillie Mealor	SO-2	Florida State	18:11.68
14	Katherine Jovanovic		Broward Elite Athletic Club	18:19.48
16	Isabella Grant	FR-1	Nova Southeastern	18:24.36
17	Hannah Parker	FR-1	Palm Beach Atlantic	18:28.87
19	Karina Gilson	JR-3	Nova Southeastern	18:33.89
20	Rachel Johnson	SR-4	Florida State	18:37.29
21	Ally Jakubiak	SO-2	Nova Southeastern	18:37.59
22	Ava Aseere	FR-1	Florida Atlantic	18:49.67
23	Margaret Myskowski	JR-3	Palm Beach Atlantic	18:50.48
24	Karah McElhone	JR-3	Florida Southern	19:04.73

PL	NAME	YEAR	TEAM	TIME
26	<a href="#">Katherine LaCroix</a>		<a href="#">UNAT-Valdosta State</a>	19:13.94
28	<a href="#">Lindsey Duffner</a>	Senior	Unattached	19:32.33
30	<a href="#">Sarah Simpson</a>		Unattached	19:52.86
32	<a href="#">Grace Mueller</a>	FR-1	<a href="#">Florida Atlantic</a>	19:57.08
33	<a href="#">Alison Boyle</a>	Sophomore	Unattached	21:13.86
34	<a href="#">Kate Ulmer</a>	Sophomore	Unattached	21:14.60
	<a href="#">Sadie Nordmeyer</a>	JR-3	<a href="#">Palm Beach Atlantic</a>	DNF

## Women's 100 Hurdles

[Top↑](#)

PL	NAME	YEAR	TEAM	TIME
1	<a href="#">Rayniah Jones</a>	SR-4	<a href="#">UCF</a>	12.77
2	<a href="#">Lin Yuwei</a>		<a href="#">Chinese Athletic Associat</a>	12.83
3	<a href="#">Ricarda Lobe</a>		<a href="#">Track Team Germany</a>	12.92
4	<a href="#">Laura Valette</a>		Unattached	12.99
5	<a href="#">Adaobi Tabugbo</a>	Junior	Unattached	13.19
6	<a href="#">Destinee ROCKER</a>		Unattached	13.21
7	<a href="#">Amanda Kinloch</a>	JR-3	<a href="#">Coastal Carolina</a>	13.26
8	<a href="#">Lea Vendome</a>		Unattached	13.30
9	<a href="#">Martine Hjernevik</a>		Norway	13.45
10	<a href="#">Aaliyah Brown-Muhammad</a>	FR-1	<a href="#">Campbell</a>	13.47
11	<a href="#">Mulern Jean</a>		Haiti	13.48
12	<a href="#">Maoly St-Germain</a>	Junior	<a href="#">Sherbrooke</a>	13.62
13	<a href="#">Valissa Brown</a>	SR-4	<a href="#">Georgia State</a>	13.75
14	<a href="#">Ingrid Pernille Rismark</a>	Senior	Norway	13.78
15	<a href="#">Kimeone McLeod</a>	JR-3	<a href="#">Florida A&amp;M</a>	13.80
16	<a href="#">Maude Leveillé</a>	Senior	<a href="#">Sherbrooke</a>	14.03
17	<a href="#">Katelynn Smith</a>	FR-1	<a href="#">Florida A&amp;M</a>	14.17
18	<a href="#">Sucar Tanelus</a>	FR-1	<a href="#">Georgia Southern</a>	14.29

PL	NAME	YEAR	TEAM	TIME
19	Jenna Chan	SR-4	Binghamton	14.43
20	Robyn Larkan	FR-1	Tulane	14.46
21	Laysha Tunti	JR-3	Kennesaw State	14.51
22	Gianna Hansen	FR-1	South Florida	14.54
23	Joy Whittington	FR-1	Jacksonville	14.63
24	Makayla Caldwell	FR-1	Georgia Southern	14.67
25	Kennadi Reed	FR-1	Georgia Southern	14.69
26	Emma Johnson	SR-4	Columbia Int'l	14.70 * 
27	Gemma Galligani	FR-1	Buffalo	14.85
28	Scilla Benussi	SR-4	Buffalo	14.91
29	Kaia Todd	JR-3	Tulane	14.91
30	charlotte Pichard		Unattached	14.93
31	Amelia Coker	FR-1	Kennesaw State	14.94
32	Essence Burbridge	FR-1	Miami (Fla.)	14.95
33	London White	JR-3	Kennesaw State	14.97
34	Holly Cassels	SR-4	UCF	14.97
35	Angela Forster	JR-3	Buffalo	15.00
36	Patricija Ozolina	JR-3	Tulane	15.05
37	Alina Harris	FR-1	Kennesaw State	15.07
38	Lyee Simms	FR-1	Maryland-Eastern Shore	15.10
39	Meg Goebel	SR-4	Coastal Carolina	15.27
40	Talayna Reed	SR-4	Columbia Int'l	15.32 * 
41	Ebba Hedberg	FR-1	Coastal Carolina	15.35
42	Ane` Peasley	FR-1	Columbia Int'l	15.38 * 
43	Brooke Fung-Chung	FR-1	Coastal Carolina	15.39
44	Olivia Brown	SR-4	Kennesaw State	15.47
45	Brylee Montanari	SO-2	UNCW	15.49



PL	NAME	YEAR	TEAM	TIME
46	Lindsey Kownick	FR-1	Tampa	15.51
47	Serenity Miller	FR-1	North Florida	15.61
48	Kennedy Jacquet	FR-1	Georgia State	15.67
49	Mia Lewis	SO-2	Coastal Carolina	15.69
50	Sydney Cooper	SO-2	SC State	15.73
51	Makenna Hillmer	SR-4	Georgia Southern	16.38
52	Demaris Soto	FR-1	Lake-Sumter State	16.44
53	Delicia Lawrence	SO-2	SC State	16.82
54	Madi Hevesy	FR-1	Georgia Southern	17.27
55	Azaiyah Phillips	FR-1	SC State	18.00
56	Evangeline Rusnyk		9:24 Athletics	18.41
	jessica hunter		FP Movement	DNF

### Women's 100 Hurdles Section 1

**W: 3.6**

PL	NAME	YEAR	TEAM	TIME
1	Rayniah Jones	SR-4	UCF	12.77
2	Lin Yuwei		Chinese Athletic Associat	12.83
3	Ricarda Lobe		Track Team Germany	12.92
4	Laura Valette		Unattached	12.99
5	Adaobi Tabugbo	Junior	Unattached	13.19
6	Destinee ROCKER		Unattached	13.21
8	Lea Vendome		Unattached	13.30
11	Mulern Jean		Haiti	13.48

### Women's 100 Hurdles Section 2

**W: 2.4**

PL	NAME	YEAR	TEAM	TIME
7	Amanda Kinloch	JR-3	Coastal Carolina	13.26
9	Martine Hjernevik		Norway	13.45
10	Aaliyah Brown-Muhammad	FR-1	Campbell	13.47

PL	NAME	YEAR	TEAM	TIME
12	Maoly St-Germain	Junior	Sherbrooke	13.62
13	Valissa Brown	SR-4	Georgia State	13.75
14	Ingrid Pernille Rismark	Senior	Norway	13.78
	jessica hunter		FP Movement	DNF

### Women's 100 Hurdles Section 3

W: -2.5

PL	NAME	YEAR	TEAM	TIME
15	Kimeone McLeod	JR-3	Florida A&M	13.80
16	Maude Leveill�	Senior	Sherbrooke	14.03
17	Katelynn Smith	FR-1	Florida A&M	14.17
19	Jenna Chan	SR-4	Binghamton	14.43
22	Gianna Hansen	FR-1	South Florida	14.54
30	charlotte Pichard		Unattached	14.93
44	Olivia Brown	SR-4	Kennesaw State	15.47

### Women's 100 Hurdles Section 4

W: 3.4

PL	NAME	YEAR	TEAM	TIME
26	Emma Johnson	SR-4	Columbia Int'l	14.70 * 
31	Amelia Coker	FR-1	Kennesaw State	14.94
32	Essence Burbridge	FR-1	Miami (Fla.)	14.95
33	London White	JR-3	Kennesaw State	14.97
35	Angela Forster	JR-3	Buffalo	15.00
39	Meg Goebel	SR-4	Coastal Carolina	15.27
45	Brylee Montanari	SO-2	UNCW	15.49

### Women's 100 Hurdles Section 5

W: 0.7

PL	NAME	YEAR	TEAM	TIME
18	Sucar Tanelus	FR-1	Georgia Southern	14.29
20	Robyn Larkan	FR-1	Tulane	14.46
21	Laysha Tunti	JR-3	Kennesaw State	14.51

PL	NAME	YEAR	TEAM	TIME
23	Joy Whittington	FR-1	Jacksonville	14.63
24	Makayla Caldwell	FR-1	Georgia Southern	14.67
25	Kennadi Reed	FR-1	Georgia Southern	14.69
28	Scilla Benussi	SR-4	Buffalo	14.91
29	Kaia Todd	JR-3	Tulane	14.91
34	Holly Cassels	SR-4	UCF	14.97

### Women's 100 Hurdles Section 6

W: -2.3

PL	NAME	YEAR	TEAM	TIME
27	Gemma Galligani	FR-1	Buffalo	14.85
37	Alina Harris	FR-1	Kennesaw State	15.07
38	Lyee Simms	FR-1	Maryland-Eastern Shore	15.10
41	Ebba Hedberg	FR-1	Coastal Carolina	15.35
42	Ane` Peasley	FR-1	Columbia Int'l	15.38 * 
46	Lindsey Kownick	FR-1	Tampa	15.51
48	Kennedy Jacquet	FR-1	Georgia State	15.67
49	Mia Lewis	SO-2	Coastal Carolina	15.69
53	Delicia Lawrence	SO-2	SC State	16.82

### Women's 100 Hurdles Section 7

W: 3.3

PL	NAME	YEAR	TEAM	TIME
36	Patricija Ozolina	JR-3	Tulane	15.05
40	Talayna Reed	SR-4	Columbia Int'l	15.32 * 
43	Brooke Fung-Chung	FR-1	Coastal Carolina	15.39
47	Serenity Miller	FR-1	North Florida	15.61
50	Sydney Cooper	SO-2	SC State	15.73
51	Makenna Hillmer	SR-4	Georgia Southern	16.38

### Women's 100 Hurdles Section 8

W: 0.6

PL	NAME	YEAR	TEAM	TIME
52	Demaris Soto	FR-1	Lake-Sumter State	16.44
54	Madi Hevesy	FR-1	Georgia Southern	17.27
55	Azaiyah Phillips	FR-1	SC State	18.00
56	Evangeline Rusynyk		9:24 Athletics	18.41

## Women's 400 Hurdles

Top↑

PL	NAME	YEAR	TEAM	TIME
1	Louise Maraval		FRANCE	56.03
2	Camille Seri		FRANCE	56.70
3	Amanda Kinloch	JR-3	Coastal Carolina	1:00.78
4	Brianna Rodriguez	FR-1	UCF	1:00.82
5	Kayli Williams	JR-3	Georgia State	1:01.53
6	TyQwasia Williams	FR-1	SC State	1:01.56
7	Allie Murphy	SO-2	Tampa	1:02.03 +
8	Amelia Coker	FR-1	Kennesaw State	1:02.42
9	Celine D'Anna	JR-3	North Florida	1:02.46
10	Mackenzi Evans	JR-3	Maryland-Eastern Shore	1:02.53
11	Sucar Tanelus	FR-1	Georgia Southern	1:02.56
12	Cameron Martin	Junior	Unattached	1:03.15
13	Promise Cross	JR-3	Florida Atlantic	1:03.39
14	Ariel Raggs	JR-3	Mercer	1:03.98
15	Deya Erickson	Senior	Trufit ATHLETICS	1:04.05
16	Gemma Galligani	FR-1	Buffalo	1:04.21
17	Aniyah Mosley	FR-1	Georgia State	1:04.33
18	Raquel Grier	SO-2	Kennesaw State	1:04.55
19	Madison Gordon	JR-3	Florida A&M	1:04.70
20	Kennadi Reed	FR-1	Georgia Southern	1:05.16
21	Makenna Hillmer	SR-4	Georgia Southern	1:05.28

PL	NAME	YEAR	TEAM	TIME
22	Katrina Seymour-Stamps		Sacturary Athletics	1:05.40
23	Alina Harris	FR-1	Kennesaw State	1:06.42
24	Jordan O'Brien	JR-3	Florida Atlantic	1:06.84
25	Valencia Butler	SO-2	Bethune-Cookman	1:08.05
26	Serenity Miller	FR-1	North Florida	1:08.12
27	Caliya Gee	SO-2	Bethune-Cookman	1:08.51
28	Madeline Weiler	SO-2	Jacksonville	1:08.57
29	Makayla Toussaint	FR-1	SC State	1:10.03
30	Jordan Singletary	JR-3	Bethune-Cookman	1:10.42
31	Brooke Mullins	JR-3	Lynn	1:13.39
32	Talayna Reed	SR-4	Columbia Int'l	1:14.79 * ↗
33	Joy Whittington	FR-1	Jacksonville	1:18.00

### Women's 400 Hurdles Section 1

PL	NAME	YEAR	TEAM	TIME
1	Louise Maraval		FRANCE	56.03
2	Camille Seri		FRANCE	56.70
6	TyQwasia Williams	FR-1	SC State	1:01.56
12	Cameron Martin	Junior	Unattached	1:03.15
22	Katrina Seymour-Stamps		Sacturary Athletics	1:05.40
27	Caliya Gee	SO-2	Bethune-Cookman	1:08.51

### Women's 400 Hurdles Section 2

PL	NAME	YEAR	TEAM	TIME
3	Amanda Kinloch	JR-3	Coastal Carolina	1:00.78
4	Brianna Rodriguez	FR-1	UCF	1:00.82
7	Allie Murphy	SO-2	Tampa	1:02.03 +
10	Mackenzi Evans	JR-3	Maryland-Eastern Shore	1:02.53
13	Promise Cross	JR-3	Florida Atlantic	1:03.39

PL	NAME	YEAR	TEAM	TIME
15	Deya Erickson	Senior	Trufit ATHLETICS	1:04.05
31	Brooke Mullins	JR-3	Lynn	1:13.39

### Women's 400 Hurdles Section 3

PL	NAME	YEAR	TEAM	TIME
5	Kayli Williams	JR-3	Georgia State	1:01.53
8	Amelia Coker	FR-1	Kennesaw State	1:02.42
9	Celine D'Anna	JR-3	North Florida	1:02.46
11	Sucar Tanelus	FR-1	Georgia Southern	1:02.56
14	Ariel Raggs	JR-3	Mercer	1:03.98
17	Aniyah Mosley	FR-1	Georgia State	1:04.33
20	Kennadi Reed	FR-1	Georgia Southern	1:05.16

### Women's 400 Hurdles Section 4

PL	NAME	YEAR	TEAM	TIME
16	Gemma Galligani	FR-1	Buffalo	1:04.21
18	Raquel Grier	SO-2	Kennesaw State	1:04.55
19	Madison Gordon	JR-3	Florida A&M	1:04.70
21	Makenna Hillmer	SR-4	Georgia Southern	1:05.28
23	Alina Harris	FR-1	Kennesaw State	1:06.42
25	Valencia Butler	SO-2	Bethune-Cookman	1:08.05
28	Madeline Weiler	SO-2	Jacksonville	1:08.57
30	Jordan Singletary	JR-3	Bethune-Cookman	1:10.42

### Women's 400 Hurdles Section 5

PL	NAME	YEAR	TEAM	TIME
24	Jordan O'Brien	JR-3	Florida Atlantic	1:06.84
26	Serenity Miller	FR-1	North Florida	1:08.12
29	Makayla Toussaint	FR-1	SC State	1:10.03
32	Talayna Reed	SR-4	Columbia Int'l	1:14.79 * 

PL	NAME	YEAR	TEAM	TIME
33	Joy Whittington	FR-1	Jacksonville	1:18.00

## Women's 3000 Steeplechase

[Top↑](#)

PL	NAME	YEAR	TEAM	TIME
1	Rylee Pustilnik	SR-4	Florida	10:36.27
2	Madison Seiler	FR-1	Kennesaw State	10:36.96
3	Anabell Reumann	SO-2	Florida Atlantic	10:38.18
4	Brenna Mullaney	JR-3	UCF	11:03.08
5	Jada Williams	SO-2	North Florida	11:10.12
6	Jessica Hatch	FR-1	Florida Atlantic	11:14.11
7	Katie Ranck	JR-3	Georgia Southern	12:04.22
8	Ariel Martinez	JR-3	Concordia Univ. Chicago	12:52.31

## Women's 4 x 100 Relay

[Top↑](#)

PL	TEAM	SQUAD	ATHLETES
1	FRANCE	A	Chloe Galet, Gemima Joseph, Helene Parisot, Mallory Leconte
2	Chinese Athletic Association	A	Liang Xiaojing, Gu Manqi, Yuan Qiqi, Li Yuting
3	UCF	A	Ani Wells, Rayniah Jones, Paige Archer, l'Asia Wilson
4	Hungary	A	Jusztina Csoti, Anna Luca Kocsis, Boglarka Takacs, Alexa Sulyan
5	Track Team Germany	A	Lisa Marie Kwayie, Nele Jaworski, Louise Wieland, Sina Kammerschmitt
6	Campbell	A	Jaidyn Ramsey, Brianna Clayton, Aaliyah Brown-Muhammad, Aaliyah Harris
7	FRANCE	B	Eloise De la Taille, Sarah Richard Mingas, Maroussia Pare, Charlotte Pichard
8	Coastal Carolina	A	Amanda Kinloch, Zionna Perez-Tucker, Amelia Canetto, Camryn Lorick
9	Jacksonville	A	McKayla Francis, Mariandree Chacon, Cassie Thompson, Cassidra Thompson
10	Little Rock	A	Maliyah Holland, Takia Palmer, Landri Schreier, Makayla Jones

PL	TEAM	SQUAD	ATHLETES
11	Florida A&M	A	Rori Lowe, Breanna Brown-Marshall, Dakya Cunningham, Nya Blocker
12	Columbia Int'l	A	Morgan Johnson, Emma Johnson, Charlette Johnson, Trinyty Gregory
13	Binghamton	A	Gabrielle Hyatt, Angie Mesa-Espinosa, Sophia Morone, Tatum Norris
14	Tampa	A	Jada Bolhuis, Lillian Hicks, Lindsey Kownick, Camilla Nicholas
15	Tulane	A	Bella Carroll, Robyn Larkan, Patricija Ozolina, Tolu Ajayi
16	Maryland-Eastern Shore	A	Malea Sharps, Mackenzi Evans, Faithlyn Irving, Chloe Lucas
17	North Florida	A	Camryn Batt, Celine D'Anna, Melissa Epting, Mariama Kamara
	Track Team Germany	B	Tatjana Pinto, Lisa Mayer, Sophia Junk, Ricarda Lobe

#### Women's 4 x 100 Relay Section 1

PL	TEAM	ATHLETES	TIME
1	FRANCE	Galet, Joseph, Parisot, Leconte	43.03
2	Chinese Athletic Association	Xiaojing, Manqi, Qiqi, Yuting	43.63
3	UCF	Wells, Jones, Archer, Wilson	43.92
4	Hungary	Csoti, Kocsis, Takacs, Sulyan	44.23
5	Track Team Germany	Kwayie, Jaworski, Wieland, Kammerschmitt	44.50
7	FRANCE	De la Taille, Richard Mingas, Pare, Pichard	45.10
16	Maryland-Eastern Shore	Sharps, Evans, Irving, Lucas	47.77
	Track Team Germany	Pinto, Mayer, Junk, Lobe	DNF

#### Women's 4 x 100 Relay Section 2

PL	TEAM	ATHLETES	TIME
6	Campbell	Ramsey, Clayton, Brown-Muhammad, Harris	44.88
8	Coastal Carolina	Kinloch, Perez-Tucker, Canetto, Lorick	45.42
9	Jacksonville	Francis, Chacon, Thompson, Thompson	45.58



PL	TEAM	ATHLETES	TIME
11	Florida A&M	Lowe, Brown-Marshall, Cunningham, Blocker	46.31

### Women's 4 x 100 Relay Section 3

PL	TEAM	ATHLETES	TIME
10	Little Rock	Holland, Palmer, Schreier, Jones	45.67
12	Columbia Int'l	Johnson, Johnson, Johnson, Gregory	46.35 * *
13	Binghamton	Hyatt, Mesa-Espinosa, Morone, Norris	46.36
14	Tampa	Bolhuis, Hicks, Kownick, Nicholas	47.38
15	Tulane	Carroll, Larkan, Ozolina, Ajayi	47.51
17	North Florida	Batt, D'Anna, Epting, Kamara	48.14

### Women's 4 x 400 Relay

Top↑

PL	TEAM	ATHLETES	TIME
1	Unattached	Felecia Majors, Cara Simpson	3:39.81
2	Florida A&M	Katelynn Smith, Rori Lowe, Madison Gordon, Tatianna Martinez	3:41.21
3	UNCW	Janiyah Fields, Mackenzie Townsend, Grace Guilford, Nasiah Ferguson	3:45.50
4	Miami (Fla.)	Krystalann Bechard, Emma Maurel, Jemima Mills, Natalie Varela	3:48.38
5	Maryland-Eastern Shore	Mackenzi Evans, Chloe Lucas, Shennell Simms, Shy-Ann Campbell	3:50.70
6	Kennesaw State	Britney Chatfield, Yasmine Martin, Danielle Isom, Raquel Grier	3:51.28
7	Florida Atlantic	Adrianna Mier, Adriana Lopez, Rosa Ten Berg, Jessica Lambert	3:52.78
8	Lynn	Shaleiya Lee, Makayla Lewis, Lily Koch, Brooke Mullins	4:17.91

### Women's High Jump

Top↑

PL	NAME	YEAR	TEAM	MARK	CONV
1	Breanna Brown-Marshall	JR-3	Florida A&M	1.75m	5' 8.75"
	1.66 O	1.69 XO	1.72 PPP	1.75 XO	1.78 XXX

PL	NAME	YEAR	TEAM	MARK	CONV								
2	Zahra Amos	JR-3	Buffalo	1.75m	5' 8.75"								
	1.66 O	1.69 XXO	1.72 XO	1.75 XXO	1.78 XXX								
3	Kennedy Spears	SO-2	SC State	1.70m	5' 7"								
	1.45 PPP	1.46 PPP	1.50 PPP	1.51 PPP	1.55 PPP	1.56 PPP	1.60 XO	1.61 XO	1.65 XO	1.66 XO	1.69 XXO	1.70 XXO	1.7 XX
4	Camryn Lorick	JR-3	Coastal Carolina	1.69m	5' 6.5"								
	1.66 XO	1.69 O	1.72 XXX										
5	Ebba Hedberg	FR-1	Coastal Carolina	1.69m	5' 6.5"								
	1.66 XXO	1.69 XO	1.72 XXX										
6	Molie Jean Baptiste	SO-2	South Florida	1.66m	5' 5.25"								
	1.66 XO	1.69 XXX											
6	Kaylee Brown	SO-2	Kennesaw State	1.66m	5' 5.25"								
	1.66 XO	1.69 XXX											
8	Kaley Petrosky		Unattached	1.65m	5' 5"								
	1.45 PPP	1.46 PPP	1.50 PPP	1.51 PPP	1.55 O	1.56 O	1.60 XO	1.61 XO	1.65 O	1.69 XXX	1.70 XXX		
9	Scilla Benussi	SR-4	Buffalo	1.60m	5' 3"								
	1.45 PPP	1.46 PPP	1.50 PPP	1.51 PPP	1.55 XXO	1.56 XXO	1.60 O	1.65 XXX	1.66 XXX				
10	Renske Drenten	FR-1	North Florida	1.60m	5' 3"								
	1.45 PPP	1.46 PPP	1.50 O	1.51 O	1.55 XO	1.56 XO	1.60 XO	1.65 XXX	1.66 XXX				
11	Rebekah Smith	SR-4	UNCW	1.60m	5' 3"								
	1.45 PPP	1.46 PPP	1.50 O	1.51 O	1.55 XXO	1.56 XXO	1.60 XO	1.65 XXX	1.66 XXX				
12	Patricija Ozolina	JR-3	Tulane	1.55m	5' 1"								
	1.45 O	1.46 O	1.50 O	1.51 O	1.55 O	1.60 XXX	1.61 XXX						
12	Brooke Fung-Chung	FR-1	Coastal Carolina	1.55m	5' 1"								
	1.45 PPP	1.46 PPP	1.50 O	1.51 O	1.55 O	1.60 XXX	1.61 XXX						

PL	NAME	YEAR	TEAM	MARK	CONV		
12	Ocrane Nagarian	Sophomore	Sherbrooke	1.55m	5' 1"		
	1.45 PPP	1.46 PPP	1.50 O	1.51 O	1.55 O	1.60 XXX	1.61 XXX
15	Anouk Victor	SO-2	FIU	1.55m	5' 1"		
	1.45 O	1.46 O	1.50 O	1.51 O	1.55 XXO	1.60 XXX	1.61 XXX
16	Jourdon Cooper	JR-3	SC State	1.50m	4' 11"		
	1.45 O	1.46 O	1.50 O	1.55 XXX	1.56 XXX		
17	Mia Lewis	SO-2	Coastal Carolina	1.50m	4' 11"		
	1.45 XXO	1.46 XXO	1.50 O	1.55 XXX	1.56 XXX		
18	Emma Crozier-Carole	FR-1	UNCW	1.50m	4' 11"		
	1.45 O	1.46 O	1.50 XO	1.55 XXX	1.56 XXX		
18	Lyee Simms	FR-1	Maryland-Eastern Shore	1.50m	4' 11"		
	1.45 PPP	1.46 PPP	1.50 XO	1.55 XXX	1.56 XXX		
20	Laura Fodor	SO-2	Tulane	1.45m	4' 9"		
	1.45 O	1.50 XXX	1.51 XXX				
20	Maci Shelnut	FR-1	Georgia Southern	1.45m	4' 9"		
	1.45 O	1.50 XXX	1.51 XXX				
	Mollie Speights	JR-3	Kennesaw State	NH	NH		
	1.66 XXX						
	Angela Forster	JR-3	Buffalo	NH	NH		
	1.66 XXX						
	Arielle Ho	SR-4	FIU	NH	NH		
	1.66 XXX						
	Isabell-Mary Luik	FR-1	FIU	NH	NH		

PL	NAME	YEAR	TEAM	MARK	CONV
	1.66 XXX				
	Fabiola Declet	SR-4	FIU	NH	NH
	1.45 1.46 XXX XXX				
	Ragen Hodge	SO-2	Little Rock	NH	NH
	1.66 XXX				
	Julia Versluis	FR-1	Kennesaw State	NH	NH
	1.66 XXX				
	Drea Thompson	FR-1	Jacksonville	NH	NH
	1.66 XXX				
	Tatiana Elliott	JR-3	Bethune-Cookman	NH	NH
	1.45 1.46 XXX XXX				
	Madi Hevesy	FR-1	Georgia Southern	NH	NH
	1.45 1.46 XXX XXX				
	Riley Browne	FR-1	Georgia Southern	NH	NH
	1.66 XXX				

### Women's High Jump Flight 1

PL	NAME	YEAR	TEAM	MARK
3	Kennedy Spears	SO-2	SC State	1.70m
8	Kaley Petrosky		Unattached	1.65m
9	Scilla Benussi	SR-4	Buffalo	1.60m
10	Renske Drenten	FR-1	North Florida	1.60m
11	Rebekah Smith	SR-4	UNCW	1.60m
12	Patricija Ozolina	JR-3	Tulane	1.55m
12	Brooke Fung-Chung	FR-1	Coastal Carolina	1.55m
12	Ocrane Nagarian	Sophomore	Sherbrooke	1.55m

PL	NAME	YEAR	TEAM	MARK
15	Anouk Victor	SO-2	FIU	1.55m
16	Jourdon Cooper	JR-3	SC State	1.50m
17	Mia Lewis	SO-2	Coastal Carolina	1.50m
18	Lyee Simms	FR-1	Maryland-Eastern Shore	1.50m
18	Emma Crozier-Carole	FR-1	UNCW	1.50m
20	Maci Shelnut	FR-1	Georgia Southern	1.45m
20	Laura Fodor	SO-2	Tulane	1.45m
	Madi Hevesy	FR-1	Georgia Southern	NH
	Tatiana Elliott	JR-3	Bethune-Cookman	NH
	Fabiola Declet	SR-4	FIU	NH

### Women's High Jump Flight 2

PL	NAME	YEAR	TEAM	MARK
1	Breanna Brown-Marshall	JR-3	Florida A&M	1.75m
2	Zahra Amos	JR-3	Buffalo	1.75m
4	Camryn Lorick	JR-3	Coastal Carolina	1.69m
5	Ebba Hedberg	FR-1	Coastal Carolina	1.69m
6	Kaylee Brown	SO-2	Kennesaw State	1.66m
6	Molie Jean Baptiste	SO-2	South Florida	1.66m
	Angela Forster	JR-3	Buffalo	NH
	Mollie Speights	JR-3	Kennesaw State	NH
	Julia Versluis	FR-1	Kennesaw State	NH
	Riley Browne	FR-1	Georgia Southern	NH
	Drea Thompson	FR-1	Jacksonville	NH
	Ragen Hodge	SO-2	Little Rock	NH
	Isabell-Mary Luik	FR-1	FIU	NH
	Arielle Ho	SR-4	FIU	NH

PL	NAME	YEAR	TEAM	MARK	CONV
1	Chiara Sistermann	FR-1	Virginia Tech	4.15m	13' 7.25"
	3.90 XO	4.05 O	4.15 XXO	4.35 XXX	
2	Kennedy Drish	SO-2	Virginia Tech	4.05m	13' 3.5"
	3.75 O	3.90 O	4.05 O	4.15 XXX	
2	Journey Gurley	SR-4	Virginia Tech	4.05m	13' 3.5"
	3.75 O	3.90 O	4.05 O	4.15 XXX	
4	Erin Kelleher	SO-2	Virginia Tech	4.05m	13' 3.5"
	3.75 O	3.90 XO	4.05 O	4.15 XXX	
5	Diamara Planell Cruz		Unattached	4.05m	13' 3.5"
	3.90 XXO	4.05 O	4.15 XXX		
6	Nicole Janse Van Rensburg	SR-4	FIU	4.05m	13' 3.5"
	3.90 XO	4.05 XXO	4.15 XXX	4.35	
7	Madeline Dutz	FR-1	South Florida	3.90m	12' 9.5"
	3.75 XXO	3.90 O	4.05 XXX		
8	Luciana Gomez-Iriondo	FR-1	FIU	3.90m	12' 9.5"
	3.90 XO	4.05 XXX			
9	Lakelyn Bass	SR-4	Campbell	3.75m	12' 3.5"
	3.75 O	3.90 XXX			
9	Nicole Shepherd	Senior	Tassel Town Vault Co	3.75m	12' 3.5"
	3.75 O	3.90 XXX	4.55		
11	Kate Sander	SR-4	Tulane	3.75m	12' 3.5"
	3.75 XXO	3.90 XXX			
	Ella Dolce	JR-3	South Florida	NH	NH

PL	NAME	YEAR	TEAM	MARK	CONV
	3.75 XXX				
	Sydney Nicholson	FR-1	FIU	NH	NH
	3.75 XXX				

## Women Pole Vault

Top↑

PL	NAME	YEAR	TEAM	MARK	CONV
1	Morgan Juarez	JR-3	FIU	3.78m	12' 4.75"
	3.10 3.45 3.60 3.75 3.78 3.90 O O O O O XXX				
2	Lilly Chouinard	SO-2	Kennesaw State	3.75m	12' 3.5"
	3.10 3.45 3.60 3.75 3.78 3.90 O O O O X XXX				
3	Kynneddy Dennis	JR-3	Coastal Carolina	3.60m	11' 9.75"
	3.10 3.45 3.60 3.75 XO O XXX				
4	Chloe Tilton	SR-4	Kennesaw State	3.60m	11' 9.75"
	3.10 3.45 3.60 3.75 XO XO XXX				
4	Audrey Wuerffel	SR-4	South Florida	3.60m	11' 9.75"
	3.10 3.25 3.30 3.40 3.45 3.55 3.60 3.70 3.75 O O O O O XO XO XXX XXX				
4	Keira Hight	FR-1	Kennesaw State	3.60m	11' 9.75"
	3.10 3.40 3.45 3.55 3.60 3.70 3.75 O O XO XO XXX XXX				
7	Callie Wilson	FR-1	Coastal Carolina	3.60m	11' 9.75"
	3.10 3.45 3.60 3.75 XO XXO XXX				
8	Kiki Stucker	FR-1	Coastal Carolina	3.60m	11' 9.75"
	3.10 3.25 3.30 3.40 3.45 3.55 3.60 3.70 3.75 XO XO O O XXO XXO XXX XXX				
9	Blythe Hehmeyer	SR-4	Citadel	3.45m	11' 3.75"
	3.10 3.40 3.45 3.55 3.60 O O XXX XXX				
10	Cosette Fleury	SO-2	Tulane	3.45m	11' 3.75"

PL	NAME	YEAR	TEAM	MARK	CONV		
	3.10 XXO	3.25 XXO	3.30 XXO	3.40 XO	3.45 XO	3.55 XXX	3.60 XXX
11	Elise Hall	SR-4	UNCW	3.45m	11' 3.75"		
	3.10	3.25 XO	3.30 XO	3.40 XXO	3.45 XXO	3.55 XXX	3.60 XXX
12	Emily Hickey	SR-4	Citadel	3.30m	10' 10"		
	3.10 O	3.25 XO	3.30 XO	3.40 XXX	3.45 XXX		
13	Mikayla Pardun	FR-1	Coastal Carolina	3.10m	10' 2"		
	3.10 O	3.25 XXX	3.30 XXX				
13	Wren Usiatynski	SO-2	UNCW	3.10m	10' 2"		
	3.10 O	3.25 XXX	3.30 XXX				
15	Elizabeth Lydon	SO-2	South Florida	3.10m	10' 2"		
	3.10 XO	3.25 XXX	3.30 XXX				
	Megan Fergusson	FR-1	Kennesaw State	NH	NH		
	3.10 XXX						
	Bailey Tart	SO-2	UNCW	NH	NH		
	3.10	3.45 X					
	Lilly Knowlton	SO-2	FIU	NH	NH		
	3.10	3.25 XXX	3.30 XXX				
	Krysten Sanders	Senior	Unattached	NH	NH		
	3.10 XXX						

## Women's Long Jump

Top↑

PL	NAME	YEAR	TEAM	MARK	CONV	
1	Yanis David		Gainesville Elite	6.64m	21' 9.5"	
	6.64 (0.6)	6.49 (0.8)	6.29 (1.0)	6.44 (0.8)	6.19 (1.3)	6.25 (1.3)
2	Victoria Gorlova	JR-3	Virginia Tech	6.58m	21' 7.25"	
	FOUL	6.58 (0.8)	6.33 (0.7)	6.41 (0.7)	FOUL	6.46 (0.5)



PL	NAME	YEAR	TEAM	MARK	CONV	
3	Tiffany Flynn	Sophomore	Tracksmith	6.55m	21' 6"	
	6.19 (0.7)	6.42 (0.7)	6.32 (1.3)	6.29 (0.9)	6.55 (0.5)	6.26 (0.5)
4	Chantel Malone		Unattached	6.26m	20' 6.5"	
	6.10 (0.8)	6.22 (0.8)	6.16 (0.7)	6.20 (0.9)	6.22 (0.6)	6.26 (1.6)
5	Rougui Sow		Unattached	6.21m	20' 4.5"	
	5.88 (0.4)	5.97 (0.6)	6.21 (0.7)	FOUL	6.03 (0.4)	6.21 (0.7)
6	Imani Moore	JR-3	Georgia Southern	6.19m	20' 3.75"	
	6.19 (0.9)	6.06 (1.4)	6.07 (1.1)	FOUL	6.19 (0.4)	6.11 (0.9)
7	Maoly St-Germain	Junior	Sherbrooke	6.06m	19' 10.75"	
	5.86 (0.7)	5.92 (0.1)	5.99 (1.4)	5.89 (1.3)	6.06 (0.6)	6.01 (1.0)
8	Ma'kala Davis	FR-1	Jacksonville	6.02m	19' 9"	
	5.76 (1.0)	6.02 (0.9)	FOUL			
9	Courtney Lines	SR-4	UNCW	5.97m	19' 7"	
	5.97 (0.6)	5.73 (1.0)	FOUL	FOUL	5.93 (0.7)	5.97 (0.2)
10	Na'ilah Moore	SR-4	Georgia Southern	5.90m	19' 4.25"	
	5.76 (1.0)	5.68 (0.6)	5.90 (1.5)			
11	Destiny Bailey-Perkins	SR-4	Campbell	5.88m	19' 3.5"	
	5.81 (1.1)	5.88 (0.7)	5.87 (0.3)			
12	Natalia Madison	JR-3	UCF	5.86m	19' 2.75"	
	5.71 (0.5)	5.67 (0.8)	5.86 (0.6)			
13	Holly Cassels	SR-4	UCF	5.81m	19' 0.75"	
	5.55 (1.1)	5.81 (0.8)	5.77 (0.6)			
14	Faithlyn Irving	JR-3	Maryland-Eastern Shore	5.79m	19' 0"	
	5.68 (1.1)	5.69 (1.1)	5.79 (0.7)			
15	Julia Sue-Kam-Ling	SO-2	Jacksonville	5.78m	18' 11.75"	
	5.64 (+0.0)	5.78 (0.3)	FOUL			

PL	NAME	YEAR	TEAM	MARK	CONV
15	Mia Heard	SR-4	Florida A&M	5.78m	18' 11.75"
	5.67 (0.7) 5.78 (0.4) FOUL				
17	Ebba Hedberg	FR-1	Coastal Carolina	5.75m	18' 10.5"
	FOUL 5.20 (0.8) 5.75 (1.6)				
18	Cameran Gist	SO-2	SC State	5.74m	18' 10"
	5.74 (1.0) 5.43 (0.7) PASS				
19	Carolin Bielert	SO-2	Little Rock	5.67m	18' 7.25"
	FOUL FOUL 5.67 (1.3)				
20	Payton Guye	FR-1	Georgia Southern	5.66m	18' 7"
	FOUL 5.66 (0.9) 5.23 (0.8)				
20	Kaylan McConnehead	FR-1	Kennesaw State	5.66m	18' 7"
	5.55 (1.7) 5.60 (0.5) 5.66 (1.1)				
22	Jiya Hastings	JR-3	Mercer	5.62m	18' 5.25"
	FOUL 5.46 (0.7) 5.62 (0.1)				
23	Keiran Martin	JR-3	Coastal Carolina	5.61m	18' 5"
	5.47 (1.0) 5.61 (1.4) 5.28 (1.2)				
24	Jonysha Prucien	SO-2	Maryland-Eastern Shore	5.60m	18' 4.5"
	5.51 (0.1) 5.60 (1.3) 5.44 (0.8)				
25	Danielle Mcgonigle	FR-1	FIU	5.59m	18' 4.25"
	5.46 (1.3) 5.59 (1.3) FOUL				
26	Alexis Waller	FR-1	UCF	5.58m	18' 3.75"
	5.30 (1.0) 5.53 (1.0) 5.58 (0.2)				
27	Leiya Green	SR-4	UCF	5.56m	18' 3"
	5.51 (1.1) 5.39 (0.4) 5.56 (1.2)				
28	Alexandria Kennedy	FR-1	Georgia Southern	5.55m	18' 2.5"
	5.26 (0.9) 5.44 (0.4) 5.55 (0.7)				

PL	NAME	YEAR	TEAM	MARK	CONV
29	Kennedy Hood	SO-2	Georgia Southern	5.54m	18' 2.25"
	FOUL	FOUL	5.54 (0.6)		
30	Maude Leveillé	Senior	Sherbrooke	5.52m	18' 1.5"
	5.45 (0.9)	5.52 (-0.1)	5.13 (0.8)		
31	Nischa King	FR-1	South Florida	5.49m	18' 0.25"
	FOUL	FOUL	5.49 (1.1)		
32	Scilla Benussi	SR-4	Buffalo	5.46m	17' 11"
	5.17 (1.4)	5.46 (1.1)	FOUL		
32	Emma Crozier-Carole	FR-1	UNCW	5.46m	17' 11"
	4.89 (1.5)	5.46 (1.9)	5.14 (0.8)		
32	Kara Moran	FR-1	Buffalo	5.46m	17' 11"
	5.00 (1.3)	5.18 (1.0)	5.46 (0.4)		
35	Isabell-Mary Luik	FR-1	FIU	5.44m	17' 10.25"
	5.12 (1.3)	5.16 (1.3)	5.44 (1.4)		
36	Meg Goebel	SR-4	Coastal Carolina	5.40m	17' 8.75"
	4.97 (0.6)	5.40 (0.2)	4.80 (0.8)		
37	Mia Lewis	SO-2	Coastal Carolina	5.39m	17' 8.25"
	FOUL	5.33 (0.6)	5.39 (0.8)		
38	Laysha Tunti	JR-3	Kennesaw State	5.37m	17' 7.5"
	5.37 (1.0)	5.08 (2.0)	5.02 (1.3)		
38	Layloni Watson	FR-1	Little Rock	5.37m	17' 7.5"
	5.25 (1.1)	5.37 (1.5)	FOUL		
40	Patricija Ozolina	JR-3	Tulane	5.26m	17' 3.25"
	5.08 (0.7)	5.06 (0.7)	5.26 (0.1)		
41	Marie Tchocksi	FR-1	Georgia State	5.25m	17' 2.75"
	5.25 (2.7)	5.03 (0.6)	5.09 (0.5)		
42	Fabiola Declet	SR-4	FIU	5.20m	17' 0.75"

PL	NAME	YEAR	TEAM	MARK	CONV
	5.16 (1.1) 5.20 (0.7) FOUL				
43	Brooke Fung-Chung	FR-1	Coastal Carolina	5.19m	17' 0.5"
	FOUL 4.84 (+0.0) 5.19 (1.1)				
44	Trinity Gregory	JR-3	Columbia Int'l	5.16m * ⚡	16' 11.25"
	5.16 (0.4) FOUL 5.13 (0.5)				
45	Lauren Johnson	JR-3	Bethune-Cookman	5.13m	16' 10"
	5.13 (0.7) 5.11 (0.8) 5.08 (1.5)				
46	Olivia Brown	SR-4	Kennesaw State	5.11m	16' 9.25"
	5.11 (0.6) 4.98 (0.5) FOUL				
47	Tatiana Elliott	JR-3	Bethune-Cookman	5.00m	16' 5"
	4.71 (1.3) 4.49 (1.3) 5.00 (1.3)				
48	Alana Mack	SR-4	Kennesaw State	4.74m	15' 6.75"
	4.74 (2.1) PASS PASS				
49	Aleks Futschek	FR-1	North Florida	4.71m	15' 5.5"
	FOUL 4.71 (0.8) FOUL				
50	Camryn Batt	FR-1	North Florida	4.67m	15' 4"
	FOUL FOUL 4.67 (0.7)				
51	Jayla Battle	FR-1	Mercer	4.57m	15' 0"
	FOUL FOUL 4.57 (1.2)				
51	Azaiyah Phillips	FR-1	SC State	4.57m	15' 0"
	FOUL 4.31 (1.1) 4.57 (0.9)				
53	Jourdon Cooper	JR-3	SC State	4.46m	14' 7.75"
	FOUL FOUL 4.46 (1.3)				
54	Evangeline Rusyntyk		9:24 Athletics	4.42m	14' 6"
	4.12 (1.2) 4.31 (0.3) 4.42 (0.6)				
	Asherah Collins	SR-4	UCF	FOUL	NM

PL	NAME	YEAR	TEAM	MARK	CONV
	FOUL	FOUL	FOUL		
	Kendall McDaniel	SR-4	South Florida	FOUL	NM
	FOUL	FOUL	FOUL		
	Rafaela Marchini	SO-2	North Florida	FOUL	NM
	FOUL	FOUL	FOUL		

### Women's Long Jump Flight 1

PL	NAME	YEAR	TEAM	MARK
25	Danielle Mcgonigle	FR-1	FIU	5.59m
26	Alexis Waller	FR-1	UCF	5.58m
32	Emma Crozier-Carole	FR-1	UNCW	5.46m
38	Laysha Tunti	JR-3	Kennesaw State	5.37m
41	Marie Tchocki	FR-1	Georgia State	5.25m
43	Brooke Fung-Chung	FR-1	Coastal Carolina	5.19m
45	Lauren Johnson	JR-3	Bethune-Cookman	5.13m
47	Tatiana Elliott	JR-3	Bethune-Cookman	5.00m
50	Camryn Batt	FR-1	North Florida	4.67m
51	Jayla Battle	FR-1	Mercer	4.57m
51	Azaiyah Phillips	FR-1	SC State	4.57m
53	Jourdon Cooper	JR-3	SC State	4.46m
54	Evangeline Rusnyk		9:24 Athletics	4.42m
	Rafaela Marchini	SO-2	North Florida	FOUL

### Women's Long Jump Flight 2

PL	NAME	YEAR	TEAM	MARK
13	Holly Cassels	SR-4	UCF	5.81m
18	Cameran Gist	SO-2	SC State	5.74m
22	Jiya Hastings	JR-3	Mercer	5.62m
24	Jonysha Prucien	SO-2	Maryland-Eastern Shore	5.60m

PL	NAME	YEAR	TEAM	MARK
28	Alexandria Kennedy	FR-1	Georgia Southern	5.55m
32	Scilla Benussi	SR-4	Buffalo	5.46m
32	Kara Moran	FR-1	Buffalo	5.46m
35	Isabell-Mary Luik	FR-1	FIU	5.44m
36	Meg Goebel	SR-4	Coastal Carolina	5.40m
37	Mia Lewis	SO-2	Coastal Carolina	5.39m
38	Layloni Watson	FR-1	Little Rock	5.37m
40	Patricija Ozolina	JR-3	Tulane	5.26m
44	Trinyty Gregory	JR-3	Columbia Int'l	5.16m * 🏹
46	Olivia Brown	SR-4	Kennesaw State	5.11m
49	Aleks Futschek	FR-1	North Florida	4.71m

### Women's Long Jump Flight 3

PL	NAME	YEAR	TEAM	MARK
7	Maoly St-Germain	Junior	Sherbrooke	6.06m
8	Ma'kala Davis	FR-1	Jacksonville	6.02m
10	Na'ilah Moore	SR-4	Georgia Southern	5.90m
14	Faithlyn Irving	JR-3	Maryland-Eastern Shore	5.79m
15	Julia Sue-Kam-Ling	SO-2	Jacksonville	5.78m
17	Ebba Hedberg	FR-1	Coastal Carolina	5.75m
19	Carolin Bielert	SO-2	Little Rock	5.67m
20	Kaylan McConnehead	FR-1	Kennesaw State	5.66m
20	Payton Guye	FR-1	Georgia Southern	5.66m
23	Keiran Martin	JR-3	Coastal Carolina	5.61m
30	Maude Leveillé	Senior	Sherbrooke	5.52m
31	Nischa King	FR-1	South Florida	5.49m
48	Alana Mack	SR-4	Kennesaw State	4.74m
	Kendall McDaniel	SR-4	South Florida	FOUL

## Women's Long Jump Flight 4

PL	NAME	YEAR	TEAM	MARK
1	Yanis David		Gainesville Elite	6.64m
2	Victoria Gorlova	JR-3	Virginia Tech	6.58m
3	Tiffany Flynn	Sophomore	Tracksmith	6.55m
4	Chantel Malone		Unattached	6.26m
5	Rougui Sow		Unattached	6.21m
6	Imani Moore	JR-3	Georgia Southern	6.19m
9	Courtney Lines	SR-4	UNCW	5.97m
11	Destiny Bailey-Perkins	SR-4	Campbell	5.88m
12	Natalia Madison	JR-3	UCF	5.86m
15	Mia Heard	SR-4	Florida A&M	5.78m
27	Leiya Green	SR-4	UCF	5.56m
29	Kennedy Hood	SO-2	Georgia Southern	5.54m
42	Fabiola Deplet	SR-4	FIU	5.20m
	Asherah Collins	SR-4	UCF	FOUL

## Women's Triple Jump

Top↑

PL	NAME	YEAR	TEAM	MARK	CONV
1	Victoria Gorlova	JR-3	Virginia Tech	13.48m	44' 2.75"
	13.35 (0.9) 13.48 (-1.1) FOUL 12.87 (1.8) FOUL 13.30 (-0.7)				
2	Jaimie Robinson		Unattached	13.16m	43' 2.25"
	12.67 (-0.9) 13.01 (-0.7) FOUL 13.16 (0.1) 13.04 (-1.6) 13.16 (+0.0)				
3	Christina Warren	JR-3	Miami (Fla.)	13.00m	42' 8"
	12.87 (-0.6) 13.00 (-0.9) 12.08 (0.4) 12.56 (-0.6) 12.70 (-3.1) 12.60 (0.6)				
3	Asherah Collins	SR-4	UCF	13.00m	42' 8"
	FOUL 13.00 (-0.8) 12.80 (-0.3) 12.86 (-0.9) FOUL				
5	Ma'kala Davis	FR-1	Jacksonville	12.86m	42' 2.25"

PL	NAME	YEAR	TEAM	MARK	CONV	
	FOUL	12.76 (+0.0)	12.64 (-2.3)	FOUL	12.62 (-2.6)	12.86 (-1.7)
6	Faithlyn Irving	JR-3	Maryland-Eastern Shore	12.81m	42' 0.5"	
	FOUL	FOUL	12.65 (-0.4)	12.59 (-4.1)	12.67 (-1.2)	12.81 (-1.3)
7	Claire Spiller	SO-2	Coastal Carolina	12.62m	41' 5"	
	12.49 (0.1)	12.62 (-2.5)	12.55 (-0.2)	12.27 (-0.1)	FOUL	12.38 (-1.0)
8	Lauren Johnson	JR-3	Bethune-Cookman	12.56m	41' 2.5"	
	FOUL	FOUL	12.56 (1.6)	PASS	PASS	PASS
9	Cameran Gist	SO-2	SC State	12.51m	41' 0.5"	
	12.09 (0.5)	11.90 (1.7)	12.51 (-0.2)	PASS	PASS	PASS
10	Natalia Madison	JR-3	UCF	12.39m	40' 7.75"	
	12.13 (0.5)	12.39 (-2.1)	12.27 (0.8)			
11	Alexandria Kennedy	FR-1	Georgia Southern	12.33m	40' 5.5"	
	12.33 (-2.7)	FOUL	11.94 (-0.5)			
12	Alexis Waller	FR-1	UCF	12.29m	40' 4"	
	FOUL	12.29 (0.2)	12.25 (-3.4)			
13	Tayla Moreland	JR-3	Kennesaw State	12.27m	40' 3.25"	
	12.27 (-0.2)	FOUL	FOUL			
13	Stormm Phillips		Tallahassee Zoom Track Cl	12.27m	40' 3.25"	
	FOUL	12.20 (0.7)	12.27 (-1.4)			
15	Na'ilah Moore	SR-4	Georgia Southern	12.04m	39' 6"	
	FOUL	12.04 (0.3)	11.62 (0.4)			
16	Imani Moore	JR-3	Georgia Southern	12.03m	39' 5.75"	
	FOUL	FOUL	12.03 (1.5)			
17	Jailah Lee	FR-1	Georgia Southern	12.02m	39' 5.25"	
	11.69 (0.5)	FOUL	12.02 (+0.0)			



PL	NAME	YEAR	TEAM	MARK	CONV
18	Danielle Mcgonigle	FR-1	FIU	11.92m	39' 1.25"
	FOUL 11.84 (0.5) 11.92 (0.1)				
18	Jonysha Prucien	SO-2	Maryland-Eastern Shore	11.92m	39' 1.25"
	11.92 (1.2) 11.61 (-1.9) 11.43 (-2.7)				
20	Carolin Bielert	SO-2	Little Rock	11.87m	38' 11.5"
	FOUL FOUL 11.87 (-4.7)				
21	Kayla Ulmer	JR-3	Coastal Carolina	11.77m	38' 7.5"
	FOUL 11.77 (-1.5) 11.51 (-2.6)				
22	Ryan Lewis	FR-1	South Florida	11.76m	38' 7"
	FOUL FOUL 11.76 (-0.4)				
23	Kara Moran	FR-1	Buffalo	11.69m	38' 4.25"
	11.69 (-0.4) 11.20 (-1.4) FOUL				
24	Maya Studney	FR-1	Coastal Carolina	11.67m	38' 3.5"
	11.30 (-1.0) FOUL 11.67 (-3.2)				
25	Mimansa Dahiya	SO-2	South Florida	11.63m	38' 2"
	11.63 (0.5) FOUL FOUL				
26	Courtney Lines	SR-4	UNCW	11.36m	37' 3.25"
	11.25 (+0.0) 11.36 (+0.0) 11.09 (-1.5)				
27	Sela Gur-Arie	JR-3	Jacksonville	11.12m	36' 5.75"
	10.70 (-0.5) 11.12 (-1.4) 10.83 (-0.3)				
28	Shelly Bruchstein	FR-1	FIU	11.01m	36' 1.5"
	FOUL 10.46 (+0.0) 11.01 (-2.4)				
29	Mia Heard	SR-4	Florida A&M	10.92m	35' 10"
	FOUL FOUL 10.92 (-1.9)				
30	Mariama Kamara	FR-1	North Florida	10.91m	35' 9.5"

PL	NAME	YEAR	TEAM	MARK	CONV
	10.91 (-0.4) 10.56 (-0.1) 10.68 (1.8)				
31	Rafaela Marchini	SO-2	North Florida	10.58m	34' 8.5"
	10.21 (0.1) 10.58 (1.2) 10.21 (1.8)				
32	Gabriella Lawrence	FR-1	Paine	10.40m *	34' 1.5"
	10.32 (1.5) FOUL 10.40 (2.3)				
33	Aleks Futschek	FR-1	North Florida	9.90m	32' 5.75"
	FOUL FOUL 9.90 (-0.6)				
	Kaylan McConnehead	FR-1	Kennesaw State	NM	NM
	Layloni Watson	FR-1	Little Rock	FOUL	NM
	FOUL FOUL FOUL				
	Payton Guye	FR-1	Georgia Southern	FOUL	NM
	FOUL FOUL FOUL				

### Women's Triple Jump Flight 1

PL	NAME	YEAR	TEAM	MARK
17	Jailah Lee	FR-1	Georgia Southern	12.02m
18	Jonysha Prucien	SO-2	Maryland-Eastern Shore	11.92m
23	Kara Moran	FR-1	Buffalo	11.69m
26	Courtney Lines	SR-4	UNCW	11.36m
27	Sela Gur-Arie	JR-3	Jacksonville	11.12m
28	Shelly Bruchstein	FR-1	FIU	11.01m
29	Mia Heard	SR-4	Florida A&M	10.92m
30	Mariama Kamara	FR-1	North Florida	10.91m
31	Rafaela Marchini	SO-2	North Florida	10.58m
32	Gabriella Lawrence	FR-1	Paine	10.40m *
33	Aleks Futschek	FR-1	North Florida	9.90m

PL	NAME	YEAR	TEAM	MARK
	Payton Guye	FR-1	Georgia Southern	FOUL

### Women's Triple Jump Flight 2

PL	NAME	YEAR	TEAM	MARK
5	Ma'kala Davis	FR-1	Jacksonville	12.86m
8	Lauren Johnson	JR-3	Bethune-Cookman	12.56m
9	Cameran Gist	SO-2	SC State	12.51m
11	Alexandria Kennedy	FR-1	Georgia Southern	12.33m
12	Alexis Waller	FR-1	UCF	12.29m
15	Na'ilah Moore	SR-4	Georgia Southern	12.04m
16	Imani Moore	JR-3	Georgia Southern	12.03m
18	Danielle Mcgonigle	FR-1	FIU	11.92m
20	Carolin Bielert	SO-2	Little Rock	11.87m
21	Kayla Ulmer	JR-3	Coastal Carolina	11.77m
22	Ryan Lewis	FR-1	South Florida	11.76m
24	Maya Studney	FR-1	Coastal Carolina	11.67m
	Kaylan McConnehead	FR-1	Kennesaw State	NM

### Women's Triple Jump Flight 3

PL	NAME	YEAR	TEAM	MARK
1	Victoria Gorlova	JR-3	Virginia Tech	13.48m
2	Jaimie Robinson		Unattached	13.16m
3	Asherah Collins	SR-4	UCF	13.00m
3	Christina Warren	JR-3	Miami (Fla.)	13.00m
6	Faithlyn Irving	JR-3	Maryland-Eastern Shore	12.81m
7	Claire Spiller	SO-2	Coastal Carolina	12.62m
10	Natalia Madison	JR-3	UCF	12.39m
13	Tayla Moreland	JR-3	Kennesaw State	12.27m
13	Stormm Phillips		Tallahassee Zoom Track Cl	12.27m

PL	NAME	YEAR	TEAM	MARK
25	Mimansa Dahiya	SO-2	South Florida	11.63m
	Layloni Watson	FR-1	Little Rock	FOUL

## Women's Shot Put

Top↑

PL	NAME	YEAR	TEAM	MARK	CONV
1	Maura Huwalt	Senior	Unattached	16.16m	53' 0.25"
	15.59	16.01	16.11	16.16	16.00
2	Erikka Hill	JR-3	Miami (Fla.)	15.64m	51' 3.75"
	15.45	14.93	15.15	14.82	15.02 15.64
3	Alyssia Richard	SR-4	Jacksonville	14.62m	47' 11.75"
	13.67	14.54	14.62	14.17	14.49 14.49
4	Aaliyah Mathis	JR-3	Little Rock	14.49m	47' 6.5"
	13.31	13.91	13.62	14.49	13.94 14.15
5	Janae Largins	SR-4	Little Rock	14.37m	47' 1.75"
	14.37	13.53			
6	Alana Lecointe	SR-4	Jacksonville	13.31m	43' 8"
	12.56	13.31	13.17	12.91	
7	Calea Jackson	FR-1	Miami (Fla.)	12.96m	42' 6.25"
	12.31	12.37	12.12	12.64	12.96
8	Kloey Pickens	JR-3	Columbia Int'l	12.71m * 🌀	41' 8.5"
	12.17	12.46	12.71		
9	Alexandria Hunter	SR-4	South Florida	12.60m	41' 4.25"
	12.43	12.60	12.31		
10	Sofie Groeninger	FR-1	Tulane	12.31m	40' 4.75"
	11.45	12.31	12.00		
11	Samantha Ennis	SR-4	UNCW	11.79m	38' 8.25"
	11.79				
12	Alyssa Dismuke	SO-2	Tulane	11.43m	37' 6"

PL	NAME	YEAR	TEAM	MARK	CONV
	11.43 11.30 11.15				
13	Fabiola Declet	SR-4	FIU	11.02m	36' 2"
	9.68 10.98 11.02				
14	Meg Goebel	SR-4	Coastal Carolina	9.38m	30' 9.25"
	9.03 9.27 9.38				
15	Emma Simons	JR-3	Tulane	9.03m	29' 7.5"
	9.03 8.93 8.79				
16	Jianna Hibbler	SO-2	SC State	8.94m	29' 4"
	8.61 8.94 8.85				
17	Sydney Cooper	SO-2	SC State	8.78m	28' 9.75"
	8.67 8.78 8.39				
18	Madi Hevesy	FR-1	Georgia Southern	8.51m	27' 11"
	8.51				
19	Azaiyah Phillips	FR-1	SC State	7.30m	23' 11.5"
	7.30 7.20 7.19				
	Tyniece Barclay	FR-1	FIU	FOUL	NM
	FOUL FOUL FOUL				
	Janiya Cesar	FR-1	FIU	FOUL	NM
	FOUL FOUL FOUL				
	Hannah Hall	Senior	Unattached	FOUL	NM
	FOUL FOUL FOUL				

### Women's Shot Put Flight 1

PL	NAME	YEAR	TEAM	MARK
7	Calea Jackson	FR-1	Miami (Fla.)	12.96m
10	Sofie Groeninger	FR-1	Tulane	12.31m
11	Samantha Ennis	SR-4	UNCW	11.79m
12	Alyssa Dismuke	SO-2	Tulane	11.43m

PL	NAME	YEAR	TEAM	MARK
13	Fabiola Declet	SR-4	FIU	11.02m
14	Meg Goebel	SR-4	Coastal Carolina	9.38m
15	Emma Simons	JR-3	Tulane	9.03m
16	Jianna Hibbler	SO-2	SC State	8.94m
17	Sydney Cooper	SO-2	SC State	8.78m
18	Madi Hevesy	FR-1	Georgia Southern	8.51m
19	Azaiyah Phillips	FR-1	SC State	7.30m

### Women's Shot Put Flight 2

PL	NAME	YEAR	TEAM	MARK
1	Maura Huwalt	Senior	Unattached	16.16m
2	Erikka Hill	JR-3	Miami (Fla.)	15.64m
3	Alyssia Richard	SR-4	Jacksonville	14.62m
4	Aaliyah Mathis	JR-3	Little Rock	14.49m
5	Janae Largins	SR-4	Little Rock	14.37m
6	Alana Lecointe	SR-4	Jacksonville	13.31m
8	Kloey Pickens	JR-3	Columbia Int'l	12.71m * 🇺🇸
9	Alexandria Hunter	SR-4	South Florida	12.60m
	Janiya Cesar	FR-1	FIU	FOUL
	Tyniece Barclay	FR-1	FIU	FOUL
	Hannah Hall	Senior	Unattached	FOUL

### Women's Discus




Top↑

PL	NAME	YEAR	TEAM	MARK	CONV	
1	Adrienne Adams	Senior	Unattached	58.06m	190' 6"	
	53.79	FOUL	FOUL	FOUL	58.06	57.76
2	Michelle Valentin	JR-3	FIU	57.53m	188' 9"	
	54.14	56.13	57.36	57.53	FOUL	FOUL
3	Maura Huwalt	Senior	Unattached	55.86m	183' 3"	

PL	NAME	YEAR	TEAM	MARK	CONV
	50.70 50.42	FOUL	54.11 53.77 55.86		
4	Jazmyn James	JR-3	South Florida	50.62m	166' 1"
	43.46	FOUL	FOUL 50.30	FOUL	50.62
5	Alyssia Richard	SR-4	Jacksonville	49.48m	162' 4"
	46.61	FOUL	49.48 47.07	FOUL	FOUL
6	Tyniece Barclay	FR-1	FIU	46.77m	153' 5"
	FOUL	46.77	FOUL	FOUL	FOUL
7	Calea Jackson	FR-1	Miami (Fla.)	44.92m	147' 4"
	FOUL	39.23	43.69 44.92	FOUL	FOUL
8	Fabienne Foster	SO-2	FIU	44.46m	145' 10"
	FOUL	44.46	FOUL	FOUL	FOUL
9	Alana Lecointe	SR-4	Jacksonville	43.93m	144' 1"
	37.24 38.74	42.74	FOUL	FOUL	43.93
10	Maya Steines	FR-1	Kennesaw State	42.71m	140' 1"
	FOUL	40.04	42.71		
11	Aaliyah Mathis	JR-3	Little Rock	41.82m	137' 2"
	FOUL	FOUL	41.82		
12	Kennedy Hill	JR-3	Florida A&M	40.75m	133' 8"
	36.19 40.75	40.68			
13	Alyssa Dismuke	SO-2	Tulane	38.64m	126' 9"
	FOUL	37.64	38.64		
14	Norah Bice	JR-3	Tulane	37.80m	124' 0"
	FOUL	36.46	37.80		
15	Gabrielle Harding	SR-4	Concordia Univ. Chicago	37.63m	123' 5"
	FOUL	FOUL	37.63		
16	Lillian Grumbles	JR-3	Columbia Int'l	35.77m * ↕	117' 4"

PL	NAME	YEAR	TEAM	MARK	CONV
	35.77 35.45	FOUL			
17	Dazanni Hinton	SR-4	Columbia Int'l	35.49m * 	116' 5"
	FOUL 35.49	FOUL			
18	Sofia Caruso	FR-1	Tulane	32.46m	106' 6"
	30.00 32.46	FOUL			
19	Acoya Hunt	JR-3	Columbia Int'l	32.00m 	105' 0"
	FOUL FOUL	32.00			
20	Joni Dice	JR-3	Palm Beach Atlantic	30.15m	98' 11"
	27.79 30.15	26.92			
21	Emma Simons	JR-3	Tulane	29.42m	96' 6"
	26.60 28.08	29.42			
	Qua'liyyah Taylor	JR-3	FIU	FOUL	NM
	FOUL FOUL	FOUL			

### Women's Discus Flight 1

PL	NAME	YEAR	TEAM	MARK
6	Tyniece Barclay	FR-1	FIU	46.77m
9	Alana Lecointe	SR-4	Jacksonville	43.93m
13	Alyssa Dismuke	SO-2	Tulane	38.64m
14	Norah Bice	JR-3	Tulane	37.80m
15	Gabrielle Harding	SR-4	Concordia Univ. Chicago	37.63m
16	Lillian Grumbles	JR-3	Columbia Int'l	35.77m * 
17	Dazanni Hinton	SR-4	Columbia Int'l	35.49m * 
18	Sofia Caruso	FR-1	Tulane	32.46m
19	Acoya Hunt	JR-3	Columbia Int'l	32.00m 
20	Joni Dice	JR-3	Palm Beach Atlantic	30.15m
21	Emma Simons	JR-3	Tulane	29.42m

### Women's Discus Flight 2




PL	NAME	YEAR	TEAM	MARK
1	Adrienne Adams	Senior	Unattached	58.06m
2	Michaelle Valentin	JR-3	FIU	57.53m
3	Maura Huwalt	Senior	Unattached	55.86m
4	Jazmyn James	JR-3	South Florida	50.62m
5	Alyssia Richard	SR-4	Jacksonville	49.48m
7	Calea Jackson	FR-1	Miami (Fla.)	44.92m
8	Fabrienne Foster	SO-2	FIU	44.46m
10	Maya Steines	FR-1	Kennesaw State	42.71m
11	Aaliyah Mathis	JR-3	Little Rock	41.82m
12	Kennedy Hill	JR-3	Florida A&M	40.75m
	Qua'liyyah Taylor	JR-3	FIU	FOUL

## Women's Hammer

Top↑

PL	NAME	YEAR	TEAM	MARK	CONV	
1	Madi Malone	Senior	Velaasa	67.10m	220' 2"	
	67.10	66.99	FOUL	63.39	FOUL	64.86
2	Kali Terza	Junior	Unattached	60.10m	197' 2"	
	55.10	53.60	58.75	60.10	FOUL	FOUL
3	Mackenzie Wilson	SR-4	Maine	59.16m	194' 1"	
	53.78	53.06	56.66	59.16	58.30	FOUL
4	Michaelle Valentin	JR-3	FIU	58.47m	191' 10"	
	57.83	57.25	58.45	58.47	57.46	FOUL
5	Erikka Hill	JR-3	Miami (Fla.)	58.28m	191' 2"	
	56.99	58.28	FOUL	FOUL	55.79	FOUL
6	Imahni Sinclair	SR-4	Buffalo	55.07m	180' 8"	
	55.07	53.35	54.92	FOUL	53.09	51.35
7	Gabby Bryan		UNAT-FIU	54.24m	177' 11"	

PL	NAME	YEAR	TEAM	MARK	CONV
	FOUL 54.24	FOUL	FOUL	51.33	FOUL
8	Hannah Judge	SR-4	Kennesaw State	53.66m	176' 0"
	53.25 51.21	FOUL	FOUL	53.66	53.10
9	Lauralyn Clifford	JR-3	Coastal Carolina	53.32m	174' 11"
	52.96 52.41	51.92	53.32	53.19	51.26
10	Alexandria Hunter	SR-4	South Florida	52.46m	172' 1"
	52.46 51.40	51.59			
11	Janiya Cesar	FR-1	FIU	51.68m	169' 7"
	51.68	FOUL	FOUL		
12	Alana Lecointe	SR-4	Jacksonville	50.07m	164' 3"
	50.07 48.84	FOUL			
13	Calea Jackson	FR-1	Miami (Fla.)	49.54m	162' 6"
	49.29 49.54	48.51			
14	Samantha Holbrook	SR-4	Georgia Southern	49.32m	161' 10"
	49.32	FOUL	46.60		
15	Ashlyn Green	SR-4	UCF	49.12m	161' 2"
	49.12	FOUL	FOUL		
16	Dazanni Hinton	SR-4	Columbia Int'l	48.17m * 	158' 0"
	48.17	FOUL	FOUL		
17	Emily Danielson	JR-3	Citadel	47.86m	157' 0"
	47.86	FOUL	43.67		
18	Alliya Boothe	SR-4	South Florida	47.79m	156' 9"
	47.79 47.18	FOUL			
19	Annalee Harbison	FR-1	South Florida	47.22m	154' 11"
	43.76 47.22	44.57			
20	Alyssia Richard	SR-4	Jacksonville	46.18m	151' 6"

PL	NAME	YEAR	TEAM	MARK	CONV
	43.76 43.60 46.18				
21	Maya Steines	FR-1	Kennesaw State	45.84m	150' 5"
	43.03 45.84 45.46				
22	Cameron Scheiblauber	SO-2	Kennesaw State	45.15m	148' 1"
	FOUL 44.39 45.15				
23	Samantha Ennis	SR-4	UNCW	44.76m	146' 10"
	44.76 43.73 44.61				
24	Fabienne Foster	SO-2	FIU	44.71m	146' 8"
	44.71 FOUL FOUL				
25	Coral Curry	FR-1	Columbia Int'l	43.94m * ↩	144' 2"
	40.03 43.94 FOUL				
26	Janae Largins	SR-4	Little Rock	43.74m	143' 6"
	43.74 FOUL 42.51				
27	Tyniece Barclay	FR-1	FIU	43.45m	142' 7"
	43.45 FOUL FOUL				
	Gabrielle Harding	SR-4	Concordia Univ. Chicago	FOUL	NM
	FOUL FOUL FOUL				

### Women's Hammer Flight 1

PL	NAME	YEAR	TEAM	MARK
13	Calea Jackson	FR-1	Miami (Fla.)	49.54m
14	Samantha Holbrook	SR-4	Georgia Southern	49.32m
16	Dazanni Hinton	SR-4	Columbia Int'l	48.17m * ↩
17	Emily Danielson	JR-3	Citadel	47.86m
19	Annalee Harbison	FR-1	South Florida	47.22m
20	Alyssia Richard	SR-4	Jacksonville	46.18m
21	Maya Steines	FR-1	Kennesaw State	45.84m

PL	NAME	YEAR	TEAM	MARK
22	Cameron Scheiblauber	SO-2	Kennesaw State	45.15m
23	Samantha Ennis	SR-4	UNCW	44.76m
24	Fabienne Foster	SO-2	FIU	44.71m
25	Coral Curry	FR-1	Columbia Int'l	43.94m * 
26	Janae Largins	SR-4	Little Rock	43.74m
27	Tyniece Barclay	FR-1	FIU	43.45m
	Gabrielle Harding	SR-4	Concordia Univ. Chicago	FOUL

### Women's Hammer Flight 2

PL	NAME	YEAR	TEAM	MARK
1	Madi Malone	Senior	Velaasa	67.10m
2	Kali Terza	Junior	Unattached	60.10m
3	Mackenzie Wilson	SR-4	Maine	59.16m
4	Michaelle Valentin	JR-3	FIU	58.47m
5	Erikka Hill	JR-3	Miami (Fla.)	58.28m
6	Imahni Sinclair	SR-4	Buffalo	55.07m
7	Gabby Bryan		UNAT-FIU	54.24m
8	Hannah Judge	SR-4	Kennesaw State	53.66m
9	Lauralyn Clifford	JR-3	Coastal Carolina	53.32m
10	Alexandria Hunter	SR-4	South Florida	52.46m
11	Janiya Cesar	FR-1	FIU	51.68m
12	Alana Lecointe	SR-4	Jacksonville	50.07m
15	Ashlyn Green	SR-4	UCF	49.12m
18	Alliya Boothe	SR-4	South Florida	47.79m

### Women's Javelin

Top↑

PL	NAME	YEAR	TEAM	MARK	CONV	
1	Deisiane Teixeira	JR-3	Miami (Fla.)	48.29m	158' 5"	
	47.67	46.81	48.29	46.22	FOUL	FOUL

PL	NAME	YEAR	TEAM	MARK	CONV	
2	Ali Wilson-Ruffin	JR-3	Citadel	47.58m	156' 1"	
	45.38	45.21	47.58	FOUL	FOUL	40.89
3	Ashley Carter		Unattached	47.29m	155' 2"	
	FOUL	46.68	FOUL	43.00	47.29	
4	Pascale Dumont	Senior	Sherbrooke	47.07m	154' 5"	
	46.08	FOUL	FOUL	FOUL	47.07	46.87
5	Kaylee Clark	SO-2	Kennesaw State	46.31m	151' 11"	
	36.81	43.25	46.31	45.90	43.31	43.40
6	Selena Calix	FR-1	FIU	44.99m	147' 7"	
	42.11	44.99	FOUL	FOUL	FOUL	FOUL
7	Jenna Reid	SR-4	Buffalo	44.38m	145' 7"	
	42.37	44.38	FOUL	39.40	39.89	42.51
8	Hannah Jansen	SO-2	FIU	43.57m	142' 11"	
	FOUL	FOUL	43.57	FOUL	42.00	FOUL
9	Ebba Hedberg	FR-1	Coastal Carolina	42.41m	139' 2"	
	41.56	42.41	39.58	PASS	PASS	PASS
10	Scilla Benussi	SR-4	Buffalo	39.29m	128' 11"	
	39.29	35.28	38.63			
11	Sofie Groeninger	FR-1	Tulane	39.04m	128' 1"	
	35.75	35.57	39.04			
12	Areyanna Scott	SO-2	SC State	38.89m	127' 7"	
	38.89	FOUL	FOUL			
13	Kara Schiek	SR-4	Tulane	38.71m	127' 0"	
	37.98	38.71	35.90			
14	Sadie Grove	SO-2	Citadel	36.48m	119' 8"	
	34.80	34.78	36.48			
15	Patricija Ozolina	JR-3	Tulane	35.77m	117' 4"	

PL	NAME	YEAR	TEAM	MARK	CONV
	33.43 34.73 35.77				
16	Mia Lewis	SO-2	Coastal Carolina	34.94m	114' 7"
	30.07 32.15 34.94				
17	Rebekah Smith	SR-4	UNCW	34.71m	113' 10"
	34.71 30.83 32.75				
18	Angela Forster	JR-3	Buffalo	33.57m	110' 2"
	33.57 FOUL FOUL				
19	Payton Musso	FR-1	Tulane	33.27m	109' 2"
	33.27 32.69 FOUL				
20	Fabiola Deplet	SR-4	FIU	32.87m	107' 10"
	30.06 32.87				
21	Holly Cassels	SR-4	UCF	32.83m	107' 8"
	30.38 FOUL 32.83				
22	Cadence Huntsinger	JR-3	Kennesaw State	31.51m	103' 4"
	31.51 29.30 30.71				
23	Janiya Cesar	FR-1	FIU	30.88m	101' 4"
	30.88 FOUL				
24	Laura Fodor	SO-2	Tulane	28.39m	93' 2"
	27.76 28.39 FOUL				
25	Meg Goebel	SR-4	Coastal Carolina	27.70m	90' 10"
	27.70 FOUL				
26	Catherine Fleming	SO-2	Florida State	26.71m	87' 7"
	23.04 26.71 21.96				
27	Emma Crozier-Carole	FR-1	UNCW	23.81m	78' 1"
	23.74 21.36 23.81				
28	Imani Sells	JR-3	SC State	22.82m	74' 10"
	14.46 22.82 PASS				

PL	NAME	YEAR	TEAM	MARK	CONV
29	Brooke Fung-Chung	FR-1	Coastal Carolina	22.24m	72' 11"
	21.81	22.24	20.15		
30	Amelia Coker	FR-1	Kennesaw State	21.89m	71' 10"
	21.89	18.37			
31	Jourdon Cooper	JR-3	SC State	21.63m	70' 11"
	17.99	21.63	21.38		
32	Mariama Kamara	FR-1	North Florida	21.35m	70' 0"
	18.61	FOUL	21.35		
33	Madi Hevesy	FR-1	Georgia Southern	20.47m	67' 2"
	18.94	20.47			
34	Sydney Cooper	SO-2	SC State	16.72m	54' 10"
	16.72				
35	Amanda Ruffin	JR-3	UNCW	14.42m	47' 4"
	14.42				
	Aleks Futschek	FR-1	North Florida	NM	NM
	PASS				

### Women's Javelin Flight 1

PL	NAME	YEAR	TEAM	MARK
23	Janiya Cesar	FR-1	FIU	30.88m
25	Meg Goebel	SR-4	Coastal Carolina	27.70m
27	Emma Crozier-Carole	FR-1	UNCW	23.81m
28	Imani Sells	JR-3	SC State	22.82m
29	Brooke Fung-Chung	FR-1	Coastal Carolina	22.24m
30	Amelia Coker	FR-1	Kennesaw State	21.89m
31	Jourdon Cooper	JR-3	SC State	21.63m
32	Mariama Kamara	FR-1	North Florida	21.35m
33	Madi Hevesy	FR-1	Georgia Southern	20.47m

PL	NAME	YEAR	TEAM	MARK
34	Sydney Cooper	SO-2	SC State	16.72m
35	Amanda Ruffin	JR-3	UNCW	14.42m
	Aleks Futschek	FR-1	North Florida	NM

### Women's Javelin Flight 2

PL	NAME	YEAR	TEAM	MARK
9	Ebba Hedberg	FR-1	Coastal Carolina	42.41m
11	Sofie Groeninger	FR-1	Tulane	39.04m
14	Sadie Grove	SO-2	Citadel	36.48m
16	Mia Lewis	SO-2	Coastal Carolina	34.94m
17	Rebekah Smith	SR-4	UNCW	34.71m
18	Angela Forster	JR-3	Buffalo	33.57m
19	Payton Musso	FR-1	Tulane	33.27m
20	Fabiola Declet	SR-4	FIU	32.87m
21	Holly Cassels	SR-4	UCF	32.83m
22	Cadence Huntsinger	JR-3	Kennesaw State	31.51m
24	Laura Fodor	SO-2	Tulane	28.39m
26	Catherine Fleming	SO-2	Florida State	26.71m

### Women's Javelin Flight 3

PL	NAME	YEAR	TEAM	MARK
1	Deisiane Teixeira	JR-3	Miami (Fla.)	48.29m
2	Ali Wilson-Ruffin	JR-3	Citadel	47.58m
3	Ashley Carter		Unattached	47.29m
4	Pascale Dumont	Senior	Sherbrooke	47.07m
5	Kaylee Clark	SO-2	Kennesaw State	46.31m
6	Selena Calix	FR-1	FIU	44.99m
7	Jenna Reid	SR-4	Buffalo	44.38m
8	Hannah Jansen	SO-2	FIU	43.57m



PL	NAME	YEAR	TEAM	MARK
10	Scilla Benussi	SR-4	Buffalo	39.29m
12	Areyanna Scott	SO-2	SC State	38.89m
13	Kara Schiek	SR-4	Tulane	38.71m
15	Patricija Ozolina	JR-3	Tulane	35.77m

[PRIVACY](#) / [TERMS OF USE](#) / [SITES](#) / [SUBMITTING RESULTS](#) / [CONTACT TFRRS](#)



Copyright © 2024 DirectAthletics, Inc.

Generated 2024-04-28 09:24:29



## East Coast Relays

April 26-27, 2024

UNF-Hodges Stadium - Jacksonville, FL

ICON KEY: + NCAA DII Prov \* NAIA A \* NAIA B 🇺🇸 NJCAA DI 🏳️‍🌈

Appalachian AC \* NCCAA

Events:

100 ▾

Filter by Team ▾

### Men's 100 Meters

Top↑

PL	NAME	YEAR	TEAM	TIME
1	Andre De Grasse		Tumbleweed Track Club	10.11
2	Marcell Jacobs		Tumbleweed Track Club	10.11
3	Trayvon Bromwell		Tumbleweed Track Club	10.14
4	Xie Zhenye		Chinese Athletic Association	10.14
5	Antoine Thoraval		FRANCE	10.15
6	Hakim Sani Brown		Tumbleweed Track Club	10.15
7	Wu Zhiqiang		Chinese Athletic Association	10.17
8	Ryiem Forde		Empire athletics	10.20
9	Allan Lagui		FRANCE	10.24
10	Wolf Yannick		Track Team Germany	10.25
11	Yan Haibin		Chinese Athletic Association	10.27
12	Rodrigo Nascimento		BMFBOVESPA	10.27
13	Gabriel Aparecido Dos Santos Garcia		FSS Athletics	10.31

PL	NAME	YEAR	TEAM	TIME
14	jelani walker		ADIDAS	10.32
15	Deng Zhijian		Chinese Athletic Association	10.33
16	Jamal Miller	SR-4	Campbell	10.34
17	Aymeric Priam		FRANCE	10.35
17	Elliott Cummings		Unattached	10.35
19	Harry Aikenes		Unattached	10.37
20	Demek Kemp	Senior	ASICS	10.37
21	Jeff Erius		FRANCE	10.37
22	Kevin Kranz		Track Team Germany	10.40
23	Aleksandar Askovic		Track Team Germany	10.41
24	Robin Ganter		Track Team Germany	10.42
25	Deondre Hardy	SO-2	Coastal Carolina	10.44
26	Dominique Alexander	SR-4	Campbell	10.46
27	Sean Safo antwi		Unattached	10.47
28	Erik Cardoso		BMFBOVESPA	10.48
29	Su Bingtian		Chinese Athletic Association	10.50
30	zdenek stromsik		Team CZE	10.51
31	JeyQuan Smith	FR-1	South Florida	10.52
32	Paul Lada		FRANCE	10.52
33	Israel Olatunde		Speed Education & Training	10.52
34	Ali Diaby	JR-3	Virginia Tech	10.52
35	Milo Skupin Alfa		Track Team Germany	10.54
36	Cameron Jackson	JR-3	Little Rock	10.55
37	Melvin Johnson		V12 Athletics	10.56
38	Isaac Joseph		Haiti	10.57
39	Jermaine Dyges	JR-3	South Florida	10.58

PL	NAME	YEAR	TEAM	TIME
40	Ashlund Dixon	JR-3	Coastal Carolina	10.58
41	Tyriq Hussie	SR-4	Kennesaw State	10.61
42	Paul Mosley	SO-2	Lynn	10.61
43	Ja'Quan King	FR-1	Bethune-Cookman	10.61
44	Chance Cross	SO-2	Kennesaw State	10.61
45	Jermaine Ewers	JR-3	Buffalo	10.62
46	Jalen Alleyne	SO-2	SC State	10.62
47	Kahleje Tillmon	JR-3	Virginia Tech	10.62
48	Troy McKnight	JR-3	Little Rock	10.63
49	Marvin Schulte		Track Team Germany	10.63
50	Joseph Ojewumi		Speed Education & Trainin	10.64
51	Josh Parks	SR-4	UNCW	10.65
52	Rey Hernandez	FR-1	North Florida	10.65
53	Noah Sweeney	SR-4	Northeastern	10.66
53	Dajon Clark		Unattached	10.66
55	Paulo Andr�� Camilo		BMFBOVESPA	10.67
56	stanislav jira		Team CZE	10.67
57	Judson Lincoln IV	SO-2	Virginia Tech	10.68
58	Hayden Cobbs	JR-3	Campbell	10.68
59	Kennis Welch	SO-2	Maryland-Eastern Shore	10.68
60	Dejan Ottou		Unattached	10.73
61	Frankie Grey	JR-3	Little Rock	10.77
62	Jonathan Bailey	SO-2	North Florida	10.80
63	Tyrese Golston	SO-2	Maryland-Eastern Shore	10.82
64	Carter Cukerstein	SO-2	Miami (Fla.)	10.83
64	Christophe Lemaitre		Unattached	10.83
66	Chad Blaker	SR-4	Virginia Tech	10.84

PL	NAME	YEAR	TEAM	TIME
67	Jayden Carter	Senior	TakeOff	10.85
68	Witchell Laurier	SR-4	Maryland-Eastern Shore	10.86
69	Xavier Paris	JR-3	Kennesaw State	10.86
70	Tahjay Burden	FR-1	Paine	10.87 *
71	Devonte Harris	SR-4	Coastal Carolina	10.88
72	Mahki Herring	SR-4	Maryland-Eastern Shore	10.89
73	Caleb Timmons	FR-1	Kennesaw State	10.92
74	Dwayne Curnell	SR-4	SC State	10.93
75	Merlin Silveri	Senior	Unattached	10.94
76	Kaden Priester	FR-1	SC State	10.95
77	Cameron Wright	SO-2	UNCW	10.96
78	Widchard Guervil	7	Unattached	10.98
79	Braydon Bennett	SR-4	Coastal Carolina	10.99
80	Evan Taylor	FR-1	Virginia Tech	11.00
81	Jemari Sanders	FR-1	Bethune-Cookman	11.06
82	Brian Murphy	JR-3	Buffalo	11.06
83	Bradlee Jones	FR-1	Citadel	11.07
84	Andie Kollie	FR-1	Maryland-Eastern Shore	11.09
85	Khamari Wyche		K.A.T.O Striders	11.12
86	Donavan Latimer		Unattached	11.12
87	Henry Jones	FR-1	Concordia Univ. Chicago	11.17
88	Lambert Fournier	Freshman	Sherbrooke	11.17
89	Erick Hill	JR-3	SC State	11.18
90	Austin Knight	SO-2	Concordia Univ. Chicago	11.20
91	Michael Scott	Junior	Unattached	11.24
92	Wade Martin	JR-3	Tampa	11.25

PL	NAME	YEAR	TEAM	TIME
93	Irvin Sumter	SR-4	Columbia Int'l	11.29
94	Jacob Swad	SR-4	Tampa	11.30
95	Alejandro Vasquez	FR-1	Coastal Carolina	11.32
96	Jean Desir	JR-3	Buffalo	11.33
97	Khalil Snell	JR-3	Tampa	11.42
98	Kareem Titre		Velocity Xpress Track Club	11.49
99	Riley Pelletier	SO-2	Tampa	11.55
100	Michael Parks	SO-2	Buffalo	11.56
101	Ryan Hunt	SR-4	UNCW	11.63
102	Willy Harris	Freshman	Horizon Sunshine Academy	11.69
103	Shelton Gilyard III		The Matrix Track Club	11.71
104	Taylen West	SR-4	UNCW	11.76
105	Deven Thomas	Freshman	Horizon Sunshine Academy	11.84
106	Andrea Craft, Jr.	FR-1	Lake-Sumter State	12.29
107	Zhiliang Chen	Senior	Belgrave Harriers	12.62
	Bryson Robinson	SO-2	UNCW	FS
	Maurice Dawson	SR-4	FIU	DNF
	Andre Bent		Unattached	DNF

### Men's 100 Meters Section 1

W: 0.9

PL	NAME	YEAR	TEAM	TIME
1	Andre De Grasse		Tumbleweed Track Club	10.11
2	Marcell Jacobs		Tumbleweed Track Club	10.11
3	Trayvon Bromwell		Tumbleweed Track Club	10.14
4	Xie Zhenye		Chinese Athletic Association	10.14
6	Hakim Sani Brown		Tumbleweed Track Club	10.15
8	Ryiem Forde		Empire athletics	10.20

PL	NAME	YEAR	TEAM	TIME
28	Erik Cardoso		BMFBOVESPA	10.48
64	Christophe Lemaitre		Unattached	10.83

### Men's 100 Meters Section 2

W: 2.4

PL	NAME	YEAR	TEAM	TIME
7	Wu Zhiqiang		Chinese Athletic Association	10.17
12	Rodrigo Nascimento		BMFBOVESPA	10.27
13	Gabriel Aparecido Dos Santos Garcia		FSS Athletics	10.31
14	jelani walker		ADIDAS	10.32
29	Su Bingtian		Chinese Athletic Association	10.50
36	Cameron Jackson	JR-3	Little Rock	10.55
55	Paulo Andr�� Camilo		BMFBOVESPA	10.67

### Men's 100 Meters Section 3

W: 2.2

PL	NAME	YEAR	TEAM	TIME
16	Jamal Miller	SR-4	Campbell	10.34
19	Harry Aikenes		Unattached	10.37
26	Dominique Alexander	SR-4	Campbell	10.46
27	Sean Safo antwi		Unattached	10.47
33	Israel Olatunde		Speed Education & Training	10.52
53	Noah Sweeney	SR-4	Northeastern	10.66
	Andre Bent		Unattached	DNF

### Men's 100 Meters Section 4

W: 0.7

PL	NAME	YEAR	TEAM	TIME
10	Wolf Yannick		Track Team Germany	10.25
11	Yan Haibin		Chinese Athletic Association	10.27
15	Deng Zhijian		Chinese Athletic Association	10.33
17	Elliott Cummings		Unattached	10.35

PL	NAME	YEAR	TEAM	TIME
20	Demek Kemp	Senior	ASICS	10.37
21	Jeff Erius		FRANCE	10.37
38	Isaac Joseph		Haiti	10.57
78	Widchard Guervil	7	Unattached	10.98

### Men's 100 Meters Section 5

W: 1.5

PL	NAME	YEAR	TEAM	TIME
17	Aymeric Priam		FRANCE	10.35
22	Kevin Kranz		Track Team Germany	10.40
23	Aleksandar Askovic		Track Team Germany	10.41
24	Robin Ganter		Track Team Germany	10.42
39	Jermaine Dyges	JR-3	South Florida	10.58
42	Paul Mosley	SO-2	Lynn	10.61
47	Kahleje Tillmon	JR-3	Virginia Tech	10.62
49	Marvin Schulte		Track Team Germany	10.63
53	Dajon Clark		Unattached	10.66

### Men's 100 Meters Section 6

W: -0.2

PL	NAME	YEAR	TEAM	TIME
34	Ali Diaby	JR-3	Virginia Tech	10.52
35	Milo Skupin Alfa		Track Team Germany	10.54
48	Troy McKnight	JR-3	Little Rock	10.63
57	Judson Lincoln IV	SO-2	Virginia Tech	10.68
64	Carter Cukerstein	SO-2	Miami (Fla.)	10.83
69	Xavier Paris	JR-3	Kennesaw State	10.86

### Men's 100 Meters Section 7

W: 3.7

PL	NAME	YEAR	TEAM	TIME
5	Antoine Thoraval		FRANCE	10.15
9	Allan Lagui		FRANCE	10.24



PL	NAME	YEAR	TEAM	TIME
25	Deondre Hardy	SO-2	Coastal Carolina	10.44
32	Paul Lada		FRANCE	10.52
40	Ashlund Dixon	JR-3	Coastal Carolina	10.58
50	Joseph Ojewumi		Speed Education & Trainin	10.64
58	Hayden Cobbs	JR-3	Campbell	10.68

### Men's 100 Meters Section 8

W: 2.0

PL	NAME	YEAR	TEAM	TIME
31	JeyQuan Smith	FR-1	South Florida	10.52
41	Tyriq Hussie	SR-4	Kennesaw State	10.61
45	Jermaine Ewers	JR-3	Buffalo	10.62
46	Jalen Alleyne	SO-2	SC State	10.62
66	Chad Blaker	SR-4	Virginia Tech	10.84
67	Jayden Carter	Senior	TakeOff	10.85
74	Dwayne Curnell	SR-4	SC State	10.93

### Men's 100 Meters Section 9

W: 0.9

PL	NAME	YEAR	TEAM	TIME
44	Chance Cross	SO-2	Kennesaw State	10.61
51	Josh Parks	SR-4	UNCW	10.65
71	Devonte Harris	SR-4	Coastal Carolina	10.88
72	Mahki Herring	SR-4	Maryland-Eastern Shore	10.89
75	Merlin Silveri	Senior	Unattached	10.94
77	Cameron Wright	SO-2	UNCW	10.96
91	Michael Scott	Junior	Unattached	11.24
96	Jean Desir	JR-3	Buffalo	11.33

### Men's 100 Meters Section 10

W: 2.7

PL	NAME	YEAR	TEAM	TIME
52	Rey Hernandez	FR-1	North Florida	10.65

PL	NAME	YEAR	TEAM	TIME
59	Kennis Welch	SO-2	Maryland-Eastern Shore	10.68
60	Dejan Ottou		Unattached	10.73
61	Frankie Grey	JR-3	Little Rock	10.77
62	Jonathan Bailey	SO-2	North Florida	10.80
70	Tahjay Burden	FR-1	Paine	10.87 *
84	Andie Kollie	FR-1	Maryland-Eastern Shore	11.09
98	Kareem Titre		Velocity Xpress Track Club	11.49

### Men's 100 Meters Section 11

W: 1.4

PL	NAME	YEAR	TEAM	TIME
63	Tyrese Golston	SO-2	Maryland-Eastern Shore	10.82
68	Witchell Laurier	SR-4	Maryland-Eastern Shore	10.86
73	Caleb Timmons	FR-1	Kennesaw State	10.92
76	Kaden Priester	FR-1	SC State	10.95
85	Khamari Wyche		K.A.T.O Striders	11.12
89	Erick Hill	JR-3	SC State	11.18
94	Jacob Swad	SR-4	Tampa	11.30
103	Shelton Gilyard III		The Matrix Track Club	11.71

### Men's 100 Meters Section 12

W: 0.9

PL	NAME	YEAR	TEAM	TIME
79	Braydon Bennett	SR-4	Coastal Carolina	10.99
81	Jemari Sanders	FR-1	Bethune-Cookman	11.06
83	Bradlee Jones	FR-1	Citadel	11.07
88	Lambert Fournier	Freshman	Sherbrooke	11.17
92	Wade Martin	JR-3	Tampa	11.25
99	Riley Pelletier	SO-2	Tampa	11.55
104	Taylen West	SR-4	UNCW	11.76
	Maurice Dawson	SR-4	FIU	DNF

**Men's 100 Meters Section 13****W: 0.6**

PL	NAME	YEAR	TEAM	TIME
80	Evan Taylor	FR-1	Virginia Tech	11.00
82	Brian Murphy	JR-3	Buffalo	11.06
87	Henry Jones	FR-1	Concordia Univ. Chicago	11.17
90	Austin Knight	SO-2	Concordia Univ. Chicago	11.20
93	Irvin Sumter	SR-4	Columbia Int'l	11.29
97	Khalil Snell	JR-3	Tampa	11.42
	Bryson Robinson	SO-2	UNCW	FS

**Men's 100 Meters Section 14****W: 0.2**

PL	NAME	YEAR	TEAM	TIME
100	Michael Parks	SO-2	Buffalo	11.56
101	Ryan Hunt	SR-4	UNCW	11.63
102	Willy Harris	Freshman	Horizon Sunshine Academy	11.69
105	Deven Thomas	Freshman	Horizon Sunshine Academy	11.84
106	Andrea Craft, Jr.	FR-1	Lake-Sumter State	12.29
107	Zhiliang Chen	Senior	Belgrave Harriers	12.62

**Men's 100 Meters Section 15****W: 2.6**

PL	NAME	YEAR	TEAM	TIME
30	zdenek stromsik		Team CZE	10.51
37	Melvin Johnson		V12 Athletics	10.56
43	Ja'Quan King	FR-1	Bethune-Cookman	10.61
56	stanislav jira		Team CZE	10.67
86	Donavan Latimer		Unattached	11.12
95	Alejandro Vasquez	FR-1	Coastal Carolina	11.32

**Men's 200 Meters****Top↑**

PL	NAME	YEAR	TEAM	TIME
1	Andre De Grasse		Tumbleweed Track Club	20.11

PL	NAME	YEAR	TEAM	TIME
2	Pablo Mateo		FRANCE	20.12
3	Renan Correa		BMFBOVESPA	20.28
4	Jamel Miller	SR-4	Campbell	20.43
5	Hartmann Joshua		Track Team Germany	20.46
6	Judson Lincoln IV	SO-2	Virginia Tech	20.61
7	Chen Jiapeng		Chinese Athletic Association	20.61
8	Andre Ewers		Unattached	20.78
9	Ali Diaby	JR-3	Virginia Tech	20.84
10	Dominique Alexander	SR-4	Campbell	20.84
11	Kahleje Tillmon	JR-3	Virginia Tech	20.86
12	Kendrick Winfield		Unattached	20.86
13	Jamal Miller	SR-4	Campbell	20.87
14	Erik Cardoso		BMFBOVESPA	20.92
15	jan jirka		Team CZE	20.94
16	Dejan Ottou		Unattached	20.96
17	Paul Mosley	SO-2	Lynn	20.98 +
18	Tal Hamel	JR-3	Buffalo	21.02
19	Jermaine Dyges	JR-3	South Florida	21.04
20	Cameron Jackson	JR-3	Little Rock	21.04
21	Josh Parks	SR-4	UNCW	21.06
22	ondrej macik		Team CZE	21.06
23	eduard kubelik		Team CZE	21.08
24	Thomas Jordier		FRANCE	21.09
25	Malik Hussie	SR-4	Kennesaw State	21.09
26	Cogan Derousselle	SR-4	Little Rock	21.13
27	Kennedy Harrison	SR-4	Virginia Tech	21.13
28	Jalen Gordon	SR-4	Miami (Fla.)	21.14

PL	NAME	YEAR	TEAM	TIME
28	Loic Prevost		FRANCE	21.14
30	Trevor Stewart		Tumbleweed Track Club	21.15
31	De'Shawn Ballard	SR-4	Campbell	21.16
32	Elliott Cummings		Unattached	21.19
33	Genson Hooper-Price	SR-4	Coastal Carolina	21.20
34	Noah Sweeney	SR-4	Northeastern	21.25
35	Zachary Collins	JR-3	Huntington	21.33 *
36	Marcus Chambers		Unattached	21.34
37	Andre Bent		Unattached	21.35
38	Rashun Fountain	SO-2	Campbell	21.38
39	Nickolis Anderson	SR-4	UNCW	21.39
40	Javian Williams		Most Valuable Athletics	21.42
41	Elias Goer		Track Team Germany	21.47
42	Shanard Walker	SO-2	Bethune-Cookman	21.50
43	Isaac Joseph		Haiti	21.51
44	Deondre Hardy	SO-2	Coastal Carolina	21.52
45	Jerome Blake		Tumbleweed Track Club	21.53
46	Kennis Welch	SO-2	Maryland-Eastern Shore	21.62
47	Brendan Kovar	SR-4	Coastal Carolina	21.63
48	Tahjay Burden	FR-1	Paine	21.64 *
49	Jayden Carter	Senior	TakeOff	21.68
50	Mahki Herring	SR-4	Maryland-Eastern Shore	21.69
51	Tyriq Hussie	SR-4	Kennesaw State	21.69
52	Yann Spillmann		FRANCE	21.73
53	Amir Green	SO-2	Virginia Tech	21.75
54	Demek Kemp	Senior	ASICS	21.79
55	Robert Johnson	JR-3	Coastal Carolina	21.80

PL	NAME	YEAR	TEAM	TIME
56	Treonte Newton	SR-4	Citadel	21.81
57	Trey Geter	FR-1	Kennesaw State	21.81
58	Devonte Harris	SR-4	Coastal Carolina	21.83
59	Jacob Alexander	FR-1	SC State	21.84
60	Samson Joseph	SO-2	Binghamton	21.85
61	Caleb Goslee	SR-4	Maryland-Eastern Shore	21.86
62	Gregory Michel	Senior	Sherbrooke	21.87
63	Cameron Wright	SO-2	UNCW	21.91
64	Joe Cardascia	SO-2	Binghamton	21.91
65	Jonathan Gaines	SO-2	Bethune-Cookman	21.94
66	Evan Taylor	FR-1	Virginia Tech	22.00
67	Oliver Madariaga	SO-2	Binghamton	22.01
68	Justice Crawford	Sophomore	Velocity Xpress Track Clu	22.02
69	Kwame Smith	FR-1	Florida A&M	22.07
70	Maximus James	SO-2	Virginia Tech	22.08
71	Andie Kollie	FR-1	Maryland-Eastern Shore	22.13
72	Khamari Wyche		K.A.T.O Striders	22.14
73	Chad Blaker	SR-4	Virginia Tech	22.19
74	Jonathan Bailey	SO-2	North Florida	22.22
75	Brandon Alston	FR-1	Maryland-Eastern Shore	22.25
76	Devin Giles	SO-2	FIU	22.26
77	Thomas Ganske		9:24 Athletics	22.26
78	Bradlee Jones	FR-1	Citadel	22.26
79	Jabari Williams	SO-2	Florida A&M	22.31
80	Michael Scott	Junior	Unattached	22.42
81	Xavier Matthews		Most Valuable Athletics	22.42
82	John Trombley	JR-3	Tampa	22.47

PL	NAME	YEAR	TEAM	TIME
83	Austin Knight	SO-2	Concordia Univ. Chicago	22.54
84	Lonnie Marts		Unattached	22.59
85	Donavan Latimer		Unattached	22.60
86	Jared Brown	JR-3	Palm Beach Atlantic	22.62
87	Jacob Swad	SR-4	Tampa	22.64
88	Widchard Guervil	7	Unattached	22.64
89	Henry Jones	FR-1	Concordia Univ. Chicago	22.73
90	Kalani Wyman	Senior	Unattached	22.79
91	Wade Martin	JR-3	Tampa	22.92
92	Khalil Snell	JR-3	Tampa	22.97
93	Miguel Sanchez	FR-1	Concordia Univ. Chicago	23.05
94	Riley Pelletier	SO-2	Tampa	23.29
95	Kareem Titre		Velocity Xpress Track Club	23.34
96	Willy Harris	Freshman	Horizon Sunshine Academy	23.35
97	Christian Taylor	SR-4	Bethune-Cookman	23.38
98	Alexis Rodriguez	Freshman	Horizon Sunshine Academy	23.95
99	christian welp	Freshman	Horizon Sunshine Academy	24.09
100	Romell Sablo	Senior	Unattached	24.13
101	Deven Thomas	Freshman	Horizon Sunshine Academy	24.14
102	Shelton Gilyard III		The Matrix Track Club	24.21
103	Tyler Wiggins	Freshman	Horizon Sunshine Academy	24.30
104	Zhiliang Chen	Senior	Belgrave Harriers	25.69
105	Torrence Walker	JR-3	Virginia Tech	40.23

### Men's 200 Meters Section 1

W: 3.1

PL	NAME	YEAR	TEAM	TIME
1	Andre De Grasse		Tumbleweed Track Club	20.11
2	Pablo Mateo		FRANCE	20.12

PL	NAME	YEAR	TEAM	TIME
7	Chen Jiapeng		Chinese Athletic Association	20.61
8	Andre Ewers		Unattached	20.78
23	eduard kubelik		Team CZE	21.08
30	Trevor Stewart		Tumbleweed Track Club	21.15
45	Jerome Blake		Tumbleweed Track Club	21.53

### Men's 200 Meters Section 2

W: 1.4

PL	NAME	YEAR	TEAM	TIME
3	Renan Correa		BMFBOVESPA	20.28
4	Jamel Miller	SR-4	Campbell	20.43
5	Hartmann Joshua		Track Team Germany	20.46
6	Judson Lincoln IV	SO-2	Virginia Tech	20.61
10	Dominique Alexander	SR-4	Campbell	20.84
22	ondrej macik		Team CZE	21.06
102	Shelton Gilyard III		The Matrix Track Club	24.21

### Men's 200 Meters Section 3

W: 1.4

PL	NAME	YEAR	TEAM	TIME
9	Ali Diaby	JR-3	Virginia Tech	20.84
11	Kahleje Tillmon	JR-3	Virginia Tech	20.86
14	Erik Cardoso		BMFBOVESPA	20.92
27	Kennedy Harrison	SR-4	Virginia Tech	21.13
93	Miguel Sanchez	FR-1	Concordia Univ. Chicago	23.05

### Men's 200 Meters Section 4

W: 2.3

PL	NAME	YEAR	TEAM	TIME
12	Kendrick Winfield		Unattached	20.86
17	Paul Mosley	SO-2	Lynn	20.98 +
25	Malik Hussie	SR-4	Kennesaw State	21.09
26	Cogan Derousselle	SR-4	Little Rock	21.13



PL	NAME	YEAR	TEAM	TIME
88	Widchard Guervil	7	Unattached	22.64
97	Christian Taylor	SR-4	Bethune-Cookman	23.38

### Men's 200 Meters Section 5

W: 1.3

PL	NAME	YEAR	TEAM	TIME
13	Jamal Miller	SR-4	Campbell	20.87
19	Jermaine Dyges	JR-3	South Florida	21.04
21	Josh Parks	SR-4	UNCW	21.06
24	Thomas Jordier		FRANCE	21.09
28	Loic Prevost		FRANCE	21.14
37	Andre Bent		Unattached	21.35
41	Elias Goer		Track Team Germany	21.47
96	Willy Harris	Freshman	Horizon Sunshine Academy	23.35

### Men's 200 Meters Section 6

W: 1.6

PL	NAME	YEAR	TEAM	TIME
18	Tal Hamel	JR-3	Buffalo	21.02
20	Cameron Jackson	JR-3	Little Rock	21.04
31	De'Shawn Ballard	SR-4	Campbell	21.16
32	Elliott Cummings		Unattached	21.19
34	Noah Sweeney	SR-4	Northeastern	21.25
101	Deven Thomas	Freshman	Horizon Sunshine Academy	24.14

### Men's 200 Meters Section 7

W: 1.2

PL	NAME	YEAR	TEAM	TIME
16	Dejan Ottou		Unattached	20.96
36	Marcus Chambers		Unattached	21.34
38	Rashun Fountain	SO-2	Campbell	21.38
39	Nickolis Anderson	SR-4	UNCW	21.39
43	Isaac Joseph		Haiti	21.51

PL	NAME	YEAR	TEAM	TIME
51	Tyriq Hussie	SR-4	Kennesaw State	21.69
54	Demek Kemp	Senior	ASICS	21.79
103	Tyler Wiggins	Freshman	Horizon Sunshine Academy	24.30

### Men's 200 Meters Section 8

W: 1.9

PL	NAME	YEAR	TEAM	TIME
33	Genson Hooper-Price	SR-4	Coastal Carolina	21.20
35	Zachary Collins	JR-3	Huntington	21.33 *
40	Javian Williams		Most Valuable Athletics	21.42
42	Shanard Walker	SO-2	Bethune-Cookman	21.50
44	Deondre Hardy	SO-2	Coastal Carolina	21.52
72	Khamari Wyche		K.A.T.O Striders	22.14

### Men's 200 Meters Section 9

W: 0.8

PL	NAME	YEAR	TEAM
48	Tahjay Burden	FR-1	Paine
49	Jayden Carter	Senior	TakeOff
53	Amir Green	SO-2	Virginia Tech
57	Trey Geter	FR-1	Kennesaw State
71	Andie Kollie	FR-1	Maryland-Eastern Shore
78	Bradlee Jones	FR-1	Citadel

### Men's 200 Meters Section 10

W: 1.8

PL	NAME	YEAR	TEAM	TIME
28	Jalen Gordon	SR-4	Miami (Fla.)	21.14
47	Brendan Kovar	SR-4	Coastal Carolina	21.63
50	Mahki Herring	SR-4	Maryland-Eastern Shore	21.69
52	Yann Spillmann		FRANCE	21.73
59	Jacob Alexander	FR-1	SC State	21.84
61	Caleb Goslee	SR-4	Maryland-Eastern Shore	21.86

PL	NAME	YEAR	TEAM	TIME
99	christian welp	Freshman	Horizon Sunshine Academy	24.09
105	Torrence Walker	JR-3	Virginia Tech	40.23

### Men's 200 Meters Section 11

W: 0.7

PL	NAME	YEAR	TEAM	TIME
55	Robert Johnson	JR-3	Coastal Carolina	21.80
58	Devonte Harris	SR-4	Coastal Carolina	21.83
60	Samson Joseph	SO-2	Binghamton	21.85
64	Joe Cardascia	SO-2	Binghamton	21.91
67	Oliver Madariaga	SO-2	Binghamton	22.01
69	Kwame Smith	FR-1	Florida A&M	22.07
80	Michael Scott	Junior	Unattached	22.42
84	Lonnie Marts		Unattached	22.59
85	Donavan Latimer		Unattached	22.60

### Men's 200 Meters Section 12

W: 0.8

PL	NAME	YEAR	TEAM	TIME
46	Kennis Welch	SO-2	Maryland-Eastern Shore	21.62
62	Gregory Michel	Senior	Sherbrooke	21.87
63	Cameron Wright	SO-2	UNCW	21.91
65	Jonathan Gaines	SO-2	Bethune-Cookman	21.94
68	Justice Crawford	Sophomore	Velocity Xpress Track Clu	22.02
70	Maximus James	SO-2	Virginia Tech	22.08

### Men's 200 Meters Section 13

W: 1.0

PL	NAME	YEAR	TEAM	TIME
56	Treonte Newton	SR-4	Citadel	21.81
66	Evan Taylor	FR-1	Virginia Tech	22.00
73	Chad Blaker	SR-4	Virginia Tech	22.19
76	Devin Giles	SO-2	FIU	22.26

PL	NAME	YEAR	TEAM	TIME
83	Austin Knight	SO-2	Concordia Univ. Chicago	22.54
90	Kalani Wyman	Senior	Unattached	22.79
95	Kareem Titre		Velocity Xpress Track Club	23.34
104	Zhiliang Chen	Senior	Belgrave Harriers	25.69

### Men's 200 Meters Section 14

W: 2.6

PL	NAME	YEAR	TEAM	TIME
15	jan jirka		Team CZE	20.94
74	Jonathan Bailey	SO-2	North Florida	22.22
75	Brandon Alston	FR-1	Maryland-Eastern Shore	22.25
77	Thomas Ganske		9:24 Athletics	22.26
79	Jabari Williams	SO-2	Florida A&M	22.31
82	John Trombley	JR-3	Tampa	22.47
87	Jacob Swad	SR-4	Tampa	22.64
94	Riley Pelletier	SO-2	Tampa	23.29

### Men's 200 Meters Section 15

W: 2.5

PL	NAME	YEAR	TEAM	TIME
81	Xavier Matthews		Most Valuable Athletics	22.42
86	Jared Brown	JR-3	Palm Beach Atlantic	22.62
89	Henry Jones	FR-1	Concordia Univ. Chicago	22.73
91	Wade Martin	JR-3	Tampa	22.92
92	Khalil Snell	JR-3	Tampa	22.97
98	Alexis Rodriguez	Freshman	Horizon Sunshine Academy	23.95
100	Romell Sablo	Senior	Unattached	24.13

### Men's 400 Meters

Top↑

PL	NAME	YEAR	TEAM	TIME
1	Jamel Miller	SR-4	Campbell	45.92
2	Nickolis Anderson	SR-4	UNCW	45.95

PL	NAME	YEAR	TEAM	TIME
3	Jovan Brooks	SO-2	SC State	46.49
4	David Sombe		FRANCE	46.50
5	Kennedy Harrison	SR-4	Virginia Tech	46.56
6	Thomas Jordier		FRANCE	46.59
7	Malik Hussie	SR-4	Kennesaw State	46.60
8	Teo Andant		FRANCE	46.62
9	Trevor Stewart		Tumbleweed Track Club	46.80
10	Keayari Thompson	Junior	Unattached	46.92
11	Isaiah Vertus	SO-2	SC State	47.10
12	Tal Hamel	JR-3	Buffalo	47.19
13	Genson Hooper-Price	SR-4	Coastal Carolina	47.28
14	De'Shawn Ballard	SR-4	Campbell	47.52
15	Amir Green	SO-2	Virginia Tech	47.61
16	Yann Spillmann		FRANCE	47.63
17	Ludovic Ouceni		FRANCE	47.66
18	Loic Prevost		FRANCE	47.77
19	Robert Johnson	JR-3	Coastal Carolina	47.81
20	Simon Boypa		FRANCE	47.86
21	Collin Clark	JR-3	Lynn	47.92
22	Zachary Collins	JR-3	Huntington	47.96 * *
23	Adriano Gumbs	Senior	R.A.P.I.D T.C.	48.05
24	Garrett Wilkins	JR-3	Coastal Carolina	48.18
25	Glenn Skinner	JR-3	Campbell	48.20
26	Cameron Parker	Senior	Unattached	48.27
27	Justice Crawford	Sophomore	Velocity Xpress Track Clu	48.35
28	Jabari Williams	SO-2	Florida A&M	48.63

PL	NAME	YEAR	TEAM	TIME
29	Kwame Smith	FR-1	Florida A&M	48.66
30	Robert LeBrun	FR-1	Lynn	48.71
31	Cooper Wright	JR-3	UNCW	48.78
32	Marcus Chambers		Unattached	48.78
33	Rashun Fountain	SO-2	Campbell	48.80
34	Cameron Johnson	SR-4	Kennesaw State	48.80
35	Montrael Bennett	SO-2	Bethune-Cookman	48.83
36	Treonte Newton	SR-4	Citadel	48.84
37	Quintaveon Poole		Haiti	49.11
38	Dalton Zimmerman	SO-2	UNCW	49.23
39	Maximus James	SO-2	Virginia Tech	49.46
40	Aidan Dixon	FR-1	South Florida	49.53
41	Eric White	FR-1	SC State	49.56
42	Brandon Alston	FR-1	Maryland-Eastern Shore	49.66
43	Jonathan Gaines	SO-2	Bethune-Cookman	49.67
44	Jejuan Gillispie	FR-1	Barry	50.03
45	Destiny Emuze	SO-2	Maryland-Eastern Shore	50.07
46	Jaabir Taylor	SO-2	Lake-Sumter State	50.21
47	Santos Aguilar	SO-2	Lake-Sumter State	50.25
48	Tommy Cardenas	Junior	Professional Runners	50.34
49	Jamar Henry		Professional Runners Club	50.36
50	Joshua Crum	FR-1	South Florida	50.37
51	Chad Hillman	SO-2	UNCW	50.44
52	Isaiah Joseph	FR-1	Florida A&M	50.50
53	Omari Taylor	FR-1	Coastal Carolina	50.55
54	John Trombley	JR-3	Tampa	50.57
55	Miguel Sanchez	FR-1	Concordia Univ. Chicago	50.75

PL	NAME	YEAR	TEAM	TIME
56	Jaydon Sanford	SR-4	Florida A&M	50.85
57	Lee Harris	FR-1	Tulane	50.86
58	Parker Malmgren	FR-1	Tampa	51.05
59	Philip Henderson	JR-3	Lynn	51.10
60	Andre Colebrook	Senior	Unattached	51.35
61	David Martin	SO-2	Maryland-Eastern Shore	51.43
62	Francisco Roman	SO-2	Tulane	51.77
63	Brady Perry		PURE Athletics	51.88
64	Matron Thornton	SR-4	SC State	52.10
65	Matias White	FR-1	Barry	52.77
66	Tyler Wiggins	Freshman	Horizon Sunshine Academy	52.81
67	Malik Devine		Raider Track Club	53.25
68	Brandon Pierce	FR-1	Bethune-Cookman	53.37
69	You Li	Senior	Belgrave Harriers	53.55
70	Joshua Cargill	SO-2	Lake-Sumter State	53.55
71	christian welp	Freshman	Horizon Sunshine Academy	54.09
72	Moses Washington		Professional Runners Club	54.25
73	Andrew Latimer	SR-4	SC State	55.83
	Kendrick Winfield		Unattached	DNF
	Kaelan Garrity		9:24 Athletics	DNF

### Men's 400 Meters Section 1

PL	NAME	YEAR	TEAM	TIME
4	David Sombe		FRANCE	46.50
6	Thomas Jordier		FRANCE	46.59
8	Teo Andant		FRANCE	46.62
9	Trevor Stewart		Tumbleweed Track Club	46.80

PL	NAME	YEAR	TEAM	TIME
18	Loic Prevost		FRANCE	47.77
37	Quintaveon Poole		Haiti	49.11

### Men's 400 Meters Section 2

PL	NAME	YEAR	TEAM	TIME
1	Jamel Miller	SR-4	Campbell	45.92
2	Nickolis Anderson	SR-4	UNCW	45.95
5	Kennedy Harrison	SR-4	Virginia Tech	46.56
14	De'Shawn Ballard	SR-4	Campbell	47.52
16	Yann Spillmann		FRANCE	47.63
17	Ludovic Ouceni		FRANCE	47.66

### Men's 400 Meters Section 3

PL	NAME	YEAR	TEAM	TIME
7	Malik Hussie	SR-4	Kennesaw State	46.60
20	Simon Boypa		FRANCE	47.86
21	Collin Clark	JR-3	Lynn	47.92
	Kendrick Winfield		Unattached	DNF

### Men's 400 Meters Section 4

PL	NAME	YEAR	TEAM	TIME
10	Keayari Thompson	Junior	Unattached	46.92
11	Isaiah Vertus	SO-2	SC State	47.10
15	Amir Green	SO-2	Virginia Tech	47.61
22	Zachary Collins	JR-3	Huntington	47.96 * *
26	Cameron Parker	Senior	Unattached	48.27
39	Maximus James	SO-2	Virginia Tech	49.46

### Men's 400 Meters Section 5

PL	NAME	YEAR	TEAM	TIME
3	Jovan Brooks	SO-2	SC State	46.49



PL	NAME	YEAR	TEAM	TIME
12	Tal Hamel	JR-3	Buffalo	47.19
19	Robert Johnson	JR-3	Coastal Carolina	47.81
24	Garrett Wilkins	JR-3	Coastal Carolina	48.18
36	Treonte Newton	SR-4	Citadel	48.84
40	Aidan Dixon	FR-1	South Florida	49.53

### Men's 400 Meters Section 6

PL	NAME	YEAR	TEAM	TIME
13	Genson Hooper-Price	SR-4	Coastal Carolina	47.28
23	Adriano Gumbs	Senior	R.A.P.I.D T.C.	48.05
25	Glenn Skinner	JR-3	Campbell	48.20
31	Cooper Wright	JR-3	UNCW	48.78
33	Rashun Fountain	SO-2	Campbell	48.80
38	Dalton Zimmerman	SO-2	UNCW	49.23
60	Andre Colebrook	Senior	Unattached	51.35

### Men's 400 Meters Section 7

PL	NAME	YEAR	TEAM	TIME
29	Kwame Smith	FR-1	Florida A&M	48.66
34	Cameron Johnson	SR-4	Kennesaw State	48.80
41	Eric White	FR-1	SC State	49.56
45	Destiny Emuze	SO-2	Maryland-Eastern Shore	50.07
53	Omari Taylor	FR-1	Coastal Carolina	50.55
64	Matron Thornton	SR-4	SC State	52.10
71	christian welp	Freshman	Horizon Sunshine Academy	54.09

### Men's 400 Meters Section 8

PL	NAME	YEAR	TEAM	TIME
27	Justice Crawford	Sophomore	Velocity Xpress Track Clu	48.35
30	Robert LeBrun	FR-1	Lynn	48.71

PL	NAME	YEAR	TEAM	TIME
35	Montrael Bennett	SO-2	Bethune-Cookman	48.83
42	Brandon Alston	FR-1	Maryland-Eastern Shore	49.66
	Kaelan Garrity		9:24 Athletics	DNF

### Men's 400 Meters Section 9

PL	NAME	YEAR	TEAM	TIME
28	Jabari Williams	SO-2	Florida A&M	48.63
48	Tommy Cardenas	Junior	Professional Runners	50.34
50	Joshua Crum	FR-1	South Florida	50.37
54	John Trombley	JR-3	Tampa	50.57
61	David Martin	SO-2	Maryland-Eastern Shore	51.43
72	Moses Washington		Professional Runners Club	54.25

### Men's 400 Meters Section 10

PL	NAME	YEAR	TEAM	TIME
32	Marcus Chambers		Unattached	48.78
43	Jonathan Gaines	SO-2	Bethune-Cookman	49.67
47	Santos Aguilar	SO-2	Lake-Sumter State	50.25
49	Jamar Henry		Professional Runners Club	50.36
55	Miguel Sanchez	FR-1	Concordia Univ. Chicago	50.75
57	Lee Harris	FR-1	Tulane	50.86
59	Philip Henderson	JR-3	Lynn	51.10
69	You Li	Senior	Belgrave Harriers	53.55

### Men's 400 Meters Section 11

PL	NAME	YEAR	TEAM	TIME
44	Jejuan Gillispie	FR-1	Barry	50.03
46	Jaabir Taylor	SO-2	Lake-Sumter State	50.21
56	Jaydon Sanford	SR-4	Florida A&M	50.85
58	Parker Malmgren	FR-1	Tampa	51.05

PL	NAME	YEAR	TEAM	TIME
62	Francisco Roman	SO-2	Tulane	51.77
63	Brady Perry		PURE Athletics	51.88
73	Andrew Latimer	SR-4	SC State	55.83

### Men's 400 Meters Section 12

PL	NAME	YEAR	TEAM	TIME
51	Chad Hillman	SO-2	UNCW	50.44
52	Isaiah Joseph	FR-1	Florida A&M	50.50
65	Matias White	FR-1	Barry	52.77
66	Tyler Wiggins	Freshman	Horizon Sunshine Academy	52.81
67	Malik Devine		Raider Track Club	53.25
68	Brandon Pierce	FR-1	Bethune-Cookman	53.37
70	Joshua Cargill	SO-2	Lake-Sumter State	53.55

### Men's 800 Meters

[Top↑](#)

PL	NAME	YEAR	TEAM	TIME
1	Robert Pedroza		UNAT-North Florida	1:50.23
2	Oskars Bambals	SR-4	Miami (Fla.)	1:51.71
3	Luke Sweatman	JR-3	Lynn	1:51.93
4	Karim Belmahdi	JR-3	South Florida	1:52.07
5	Kirk Dawkins	SO-2	Florida A&M	1:52.34
6	Devin Stevens	FR-1	Little Rock	1:52.49
7	Tommy Cardenas	Junior	Professional Runners	1:52.97
8	Gabe McConville	JR-3	Tampa	1:53.11
9	Keayari Thompson	Junior	Unattached	1:53.34
10	Jared Falchook	Sophomore	Unattached	1:53.79
11	Ryan Douihech	SO-2	North Florida	1:53.86
12	Parker Orlofsky	FR-1	Tulane	1:54.06
13	Joseph Mines	SO-2	Kennesaw State	1:54.37

PL	NAME	YEAR	TEAM	TIME
14	Jonah Kirspel		9:24 Athletics	1:54.61
15	Anthony Matthew	SO-2	Florida Southern	1:54.65
16	Destiny Emuze	SO-2	Maryland-Eastern Shore	1:54.96
17	Matthew Mule'	JR-3	Florida	1:54.96
18	Alex Guy	SR-4	Florida Southern	1:55.18
19	Disner Moreno	SR-4	FIU	1:55.19
20	Jejuan Gillispie	FR-1	Barry	1:55.47
21	Garrett Ricardo	SR-4	Coastal Carolina	1:55.64
22	Jesse Benavides	SO-2	South Florida	1:55.71
23	Sean Clegg	FR-1	Coastal Carolina	1:55.74
24	Jalen Ridgeway	SO-2	Maryland-Eastern Shore	1:55.76
25	Santos Aguilar	SO-2	Lake-Sumter State	1:56.03
26	Jan Schmied	FR-1	Nova Southeastern	1:56.12
27	Bryson Yamnitz	SR-4	Florida Southern	1:56.30
28	Christian Ruocco	SO-2	North Florida	1:56.46
29	Parker Jackson	SO-2	Valdosta State	1:56.69
30	David Terry	FR-1	Paine	1:56.79 *
31	Da'Quon King	SO-2	Bethune-Cookman	1:56.82
32	Jamar Henry		Professional Runners Club	1:57.42
33	Owen Marish	SO-2	UNCW	1:57.60
34	David Bellefleur	JR-3	Barry	1:58.01
35	Isaac Morrison		Unattached	1:58.03
36	Matron Thornton	SR-4	SC State	1:58.04
37	David Martin	SO-2	Maryland-Eastern Shore	1:58.09
38	Matias White	FR-1	Barry	1:58.15
39	Michael Fiore	SO-2	Florida	1:58.28
40	Caleb Brady	SO-2	Florida Southern	1:58.51

PL	NAME	YEAR	TEAM	TIME
41	Griffin Wald	FR-1	UNCW	1:58.83
42	Charlie Henne	FR-1	Tulane	1:58.89
43	Jacob Alexander	FR-1	SC State	1:58.95
44	Nahom Ftwi	SR-4	Maryland-Eastern Shore	1:59.04
45	Donato Scarcello		Team FTC	1:59.12
46	Reece Slater	FR-1	Palm Beach Atlantic	1:59.32
47	Christopher Colavita	SO-2	Florida Southern	1:59.73
48	Brian Veit	JR-3	Tampa	1:59.80
49	Ben Bradley		Raider Track Club	1:59.80
50	Adam Mastrobuono	SR-4	Valdosta State	2:00.16
51	Sam Bland	FR-1	UNCW	2:00.16
52	Cole Summers	FR-1	Florida Southern	2:00.49
53	Nash Mills	SO-2	UNCW	2:00.54
54	Justin Hernandez		Unattached	2:00.63
55	Dennis Moreno	FR-1	FIU	2:00.92
56	Ryan Jones	FR-1	FIU	2:01.30
57	Mauricio Xochitecatl	SR-4	Concordia Univ. Chicago	2:01.58
58	Moses Washington		Professional Runners Club	2:02.05
59	Dylan Royal	SO-2	Lake-Sumter State	2:02.73
60	Ethan Wattles	JR-3	Palm Beach Atlantic	2:02.98
61	Christian Giller	SO-2	Florida Southern	2:03.23
62	Zach Trotter	JR-3	Florida State	2:03.28
63	Lash Bradshaw	FR-1	Lake-Sumter State	2:03.42
64	Duane Lee	FR-1	Bethune-Cookman	2:03.99
65	Matthew Herndon	SO-2	Valdosta State	2:04.67
66	Jaden Barker	SR-4	SC State	2:04.74
67	Tyler Baker	Senior	Unattached	2:04.75

PL	NAME	YEAR	TEAM	TIME
68	John Crawford		UniversityFlorida Running Club	2:04.88
69	Jovanni Matos	FR-1	Lake-Sumter State	2:04.90
70	Steven Cartwright		UniversityFlorida Running Club	2:05.44
71	Carter Rothell	Senior	Unattached	2:06.33
72	Nathan Yates	SO-2	Palm Beach Atlantic	2:06.47
73	Dametrimon Mallett	JR-3	Bethune-Cookman	2:06.68
74	Caleb Tilford		Unattached	2:07.08
75	Robert Bellamy		Raider Track Club	2:07.99
76	Damaris Robinson	SO-2	Bethune-Cookman	2:09.75
77	Jaden Rapp	FR-1	Florida Southern	2:10.40
78	Aaron Munger	FR-1	Valdosta State	2:10.52
79	Dillon Mantei	FR-1	Florida Southern	2:10.53
80	Brandon Hill		Raider Track Club	2:11.67
81	Malik Devine		Raider Track Club	2:12.81
82	Joe Angotti		UniversityFlorida Running Club	2:13.16
83	Jovan Figueroa	SO-2	Jacksonville	2:13.94
84	Austen Sekowski	JR-3	Valdosta State	2:14.14
85	Connor Parrish	FR-1	Lake-Sumter State	2:16.13
86	Connor Wallace	JR-3	Palm Beach Atlantic	2:16.85
87	Andrew Blanchette	Sophomore	Unattached	2:19.51

### Men's 800 Meters Section 1

PL	NAME	YEAR	TEAM	TIME
1	Robert Pedroza		UNAT-North Florida	1:50.23
2	Oskars Bambals	SR-4	Miami (Fla.)	1:51.71
3	Luke Sweatman	JR-3	Lynn	1:51.93
4	Karim Belmahdi	JR-3	South Florida	1:52.07

PL	NAME	YEAR	TEAM	TIME
8	Gabe McConville	JR-3	Tampa	1:53.11
11	Ryan Douihech	SO-2	North Florida	1:53.86
21	Garrett Ricardo	SR-4	Coastal Carolina	1:55.64
39	Michael Fiore	SO-2	Florida	1:58.28
62	Zach Trotter	JR-3	Florida State	2:03.28

### Men's 800 Meters Section 2

PL	NAME	YEAR	TEAM	TIME
5	Kirk Dawkins	SO-2	Florida A&M	1:52.34
6	Devin Stevens	FR-1	Little Rock	1:52.49
7	Tommy Cardenas	Junior	Professional Runners	1:52.97
9	Keayari Thompson	Junior	Unattached	1:53.34
17	Matthew Mule'	JR-3	Florida	1:54.96
23	Sean Clegg	FR-1	Coastal Carolina	1:55.74
33	Owen Marish	SO-2	UNCW	1:57.60

### Men's 800 Meters Section 3

PL	NAME	YEAR	TEAM	TIME
10	Jared Falchook	Sophomore	Unattached	1:53.79
12	Parker Orlowsky	FR-1	Tulane	1:54.06
13	Joseph Mines	SO-2	Kennesaw State	1:54.37
14	Jonah Kirspel		9:24 Athletics	1:54.61
15	Anthony Matthew	SO-2	Florida Southern	1:54.65
18	Alex Guy	SR-4	Florida Southern	1:55.18
22	Jesse Benavides	SO-2	South Florida	1:55.71
35	Isaac Morrison		Unattached	1:58.03
42	Charlie Henne	FR-1	Tulane	1:58.89
43	Jacob Alexander	FR-1	SC State	1:58.95
52	Cole Summers	FR-1	Florida Southern	2:00.49

PL	NAME	YEAR	TEAM	TIME
61	Christian Giller	SO-2	Florida Southern	2:03.23
77	Jaden Rapp	FR-1	Florida Southern	2:10.40

#### Men's 800 Meters Section 4

PL	NAME	YEAR	TEAM	TIME
16	Destiny Emuze	SO-2	Maryland-Eastern Shore	1:54.96
19	Disner Moreno	SR-4	FIU	1:55.19
24	Jalen Ridgeway	SO-2	Maryland-Eastern Shore	1:55.76
25	Santos Aguilar	SO-2	Lake-Sumter State	1:56.03
26	Jan Schmied	FR-1	Nova Southeastern	1:56.12
28	Christian Ruocco	SO-2	North Florida	1:56.46
29	Parker Jackson	SO-2	Valdosta State	1:56.69
31	Da'Quon King	SO-2	Bethune-Cookman	1:56.82
34	David Bellefleur	JR-3	Barry	1:58.01
37	David Martin	SO-2	Maryland-Eastern Shore	1:58.09
53	Nash Mills	SO-2	UNCW	2:00.54
71	Carter Rothell	Senior	Unattached	2:06.33
79	Dillon Mantei	FR-1	Florida Southern	2:10.53

#### Men's 800 Meters Section 5

PL	NAME	YEAR	TEAM	TIME
20	Jejuan Gillispie	FR-1	Barry	1:55.47
30	David Terry	FR-1	Paine	1:56.79 *
32	Jamar Henry		Professional Runners Club	1:57.42
36	Matron Thornton	SR-4	SC State	1:58.04
41	Griffin Wald	FR-1	UNCW	1:58.83
44	Nahom Ftwi	SR-4	Maryland-Eastern Shore	1:59.04
45	Donato Scarcello		Team FTC	1:59.12
46	Reece Slater	FR-1	Palm Beach Atlantic	1:59.32



PL	NAME	YEAR	TEAM	TIME
48	Brian Veit	JR-3	Tampa	1:59.80
70	Steven Cartwright		UniversityFlorida Running Club	2:05.44

### Men's 800 Meters Section 6

PL	NAME	YEAR	TEAM	TIME
27	Bryson Yamnitz	SR-4	Florida Southern	1:56.30
38	Matias White	FR-1	Barry	1:58.15
40	Caleb Brady	SO-2	Florida Southern	1:58.51
47	Christopher Colavita	SO-2	Florida Southern	1:59.73
49	Ben Bradley		Raider Track Club	1:59.80
51	Sam Bland	FR-1	UNCW	2:00.16
55	Dennis Moreno	FR-1	FIU	2:00.92
57	Mauricio Xochitecatl	SR-4	Concordia Univ. Chicago	2:01.58
59	Dylan Royal	SO-2	Lake-Sumter State	2:02.73
65	Matthew Herndon	SO-2	Valdosta State	2:04.67
67	Tyler Baker	Senior	Unattached	2:04.75
74	Caleb Tilford		Unattached	2:07.08

### Men's 800 Meters Section 7

PL	NAME	YEAR	TEAM	TIME
50	Adam Mastrobuono	SR-4	Valdosta State	2:00.16
54	Justin Hernandez		Unattached	2:00.63
56	Ryan Jones	FR-1	FIU	2:01.30
58	Moses Washington		Professional Runners Club	2:02.05
60	Ethan Wattles	JR-3	Palm Beach Atlantic	2:02.98
63	Lash Bradshaw	FR-1	Lake-Sumter State	2:03.42
64	Duane Lee	FR-1	Bethune-Cookman	2:03.99
68	John Crawford		UniversityFlorida Running Club	2:04.88
69	Jovanni Matos	FR-1	Lake-Sumter State	2:04.90

PL	NAME	YEAR	TEAM	TIME
72	Nathan Yates	SO-2	Palm Beach Atlantic	2:06.47
75	Robert Bellamy		Raider Track Club	2:07.99
86	Connor Wallace	JR-3	Palm Beach Atlantic	2:16.85

### Men's 800 Meters Section 8

PL	NAME	YEAR	TEAM
66	Jaden Barker	SR-4	SC State
73	Dametrimon Mallett	JR-3	Bethune-Cookman
76	Damaris Robinson	SO-2	Bethune-Cookman
78	Aaron Munger	FR-1	Valdosta State
80	Brandon Hill		Raider Track Club
81	Malik Devine		Raider Track Club
82	Joe Angotti		UniversityFlorida Running Club
83	Jovan Figueroa	SO-2	Jacksonville
84	Austen Sekowski	JR-3	Valdosta State
85	Connor Parrish	FR-1	Lake-Sumter State
87	Andrew Blanchette	Sophomore	Unattached

### Men's 1500 Meters

Top↑

PL	NAME	YEAR	TEAM	TIME
1	Robert Pedroza		UNAT-North Florida	3:43.91
2	Aidan O'Gorman		UNAT-North Florida	3:46.36
3	Luke Sweatman	JR-3	Lynn	3:46.50 +
4	Ryan Douihech	SO-2	North Florida	3:49.48
5	Michael Fiore	SO-2	Florida	3:50.08
6	Grant Crabtree	JR-3	Kennesaw State	3:50.68
7	Patrick Donnelly	SO-2	Florida State	3:50.83
8	Trey Kraimer	JR-3	Coastal Carolina	3:50.87
9	Matthew Mule'	JR-3	Florida	3:51.02

PL	NAME	YEAR	TEAM	TIME
10	Jonathan Pitchford	SO-2	Florida	3:51.56
11	Gabe McConville	JR-3	Tampa	3:52.64
12	Alex Pena		Unattached	3:53.12
13	Zach Trotter	JR-3	Florida State	3:53.93
14	Simon DeVoss	Sophomore	Unattached	3:54.02
15	Ethan Geiger	SR-4	Florida	3:54.49
16	Alex Guy	SR-4	Florida Southern	3:55.10
17	Julian John	JR-3	Coastal Carolina	3:55.93
18	Andrew Mahorner	FR-1	North Florida	3:56.14
19	Adam Groves	FR-1	Coastal Carolina	3:56.48
20	Jonathan Reid	SR-4	South Florida	3:56.57
21	Roy Hobson		Boulder Underground	3:57.14
22	Christian Ruocco	SO-2	North Florida	3:57.22
23	Ben Tary	FR-1	North Florida	3:57.24
24	Braxton Legg	Senior	Unattached	3:58.30
25	Bryson Yamnitz	SR-4	Florida Southern	3:59.22
26	Reece Slater	FR-1	Palm Beach Atlantic	3:59.84
27	Christopher Colavita	SO-2	Florida Southern	4:00.43
28	Anthony Matthew	SO-2	Florida Southern	4:00.88
29	Owen Marish	SO-2	UNCW	4:00.90
30	Kirk Dawkins	SO-2	Florida A&M	4:01.48
31	Cole Summers	FR-1	Florida Southern	4:01.50
32	Anthony Herrera	FR-1	Florida State	4:01.81
33	David Bellefleur	JR-3	Barry	4:02.28
34	Griffin Wald	FR-1	UNCW	4:02.57
35	Yves Philippe	Senior	Unattached	4:02.90
36	Isaac Morrison		Unattached	4:02.94

PL	NAME	YEAR	TEAM	TIME
37	Jalen Ridgeway	SO-2	Maryland-Eastern Shore	4:03.06
38	Nahom Ftwi	SR-4	Maryland-Eastern Shore	4:03.24
39	Malcolm Brown	SO-2	Bethune-Cookman	4:04.09
40	Garrett Ricardo	SR-4	Coastal Carolina	4:04.15
41	Pedro Zapata	Freshman	Unattached	4:04.23
42	Sam Bland	FR-1	UNCW	4:05.71
43	Jejuan Gillispie	FR-1	Barry	4:06.00
44	Brian Veit	JR-3	Tampa	4:06.18
45	Reed Legg	SO-2	Florida	4:06.79
46	Adam Mastrobuono	SR-4	Valdosta State	4:06.86
47	Malik Millet	Sophomore	Unattached	4:07.10
48	Ryan Jones	FR-1	FIU	4:07.49
49	Zeniel Lizardo	Freshman	Unattached	4:07.66
50	Joey Buehner	SR-4	Tampa	4:11.07
51	Dennis Moreno	FR-1	FIU	4:12.40
52	Ben Bradley		Raider Track Club	4:12.58
53	Jackson Brungart	FR-1	Coastal Carolina	4:13.03
54	Mauricio Xochitecatl	SR-4	Concordia Univ. Chicago	4:13.39
55	Daniel Gibson	SR-4	Paine	4:14.62
56	Andrew Latimer	SR-4	SC State	4:14.92
57	Matias White	FR-1	Barry	4:15.89
58	Matthew Herndon	SO-2	Valdosta State	4:16.56
59	Geovanni Calderon	FR-1	Jacksonville	4:18.28
60	Caleb Tilford		Unattached	4:18.67
61	Tyler Baker	Senior	Unattached	4:19.23
62	Jacob Bormet		Unattached	4:19.36
63	Aiden Locantora	FR-1	Jacksonville	4:20.31

PL	NAME	YEAR	TEAM	TIME
64	Nathan Yates	SO-2	Palm Beach Atlantic	4:22.02
65	Aaron Munger	FR-1	Valdosta State	4:22.76
66	Robert Rodgers		9:24 Athletics	4:23.84
67	Duane Lee	FR-1	Bethune-Cookman	4:24.77
68	Ashton Sarrion	FR-1	Jacksonville	4:25.15
69	Diego Corchado	Freshman	Unattached	4:25.59
70	Josh McKay	SO-2	Palm Beach Atlantic	4:26.87
71	Ashton Curl		Unattached	4:28.49
72	Josue Brito	Freshman	Unattached	4:31.96
73	Grayton Smith	Senior	Unattached	4:32.75
74	Joe Angotti		UniversityFlorida Running Club	4:34.58
75	Brandon Hill		Raider Track Club	4:34.70
76	Miles Kennedy	SO-2	Palm Beach Atlantic	4:42.04
77	Andrew Blanchette	Sophomore	Unattached	4:42.62
78	Randall Luke		Unattached	4:43.17
79	Ryan Dannelly	SO-2	Jacksonville	4:45.78

### Men's 1500 Meters Section 1

PL	NAME	YEAR	TEAM	TIME
1	Robert Pedroza		UNAT-North Florida	3:43.91
2	Aidan O'Gorman		UNAT-North Florida	3:46.36
3	Luke Sweatman	JR-3	Lynn	3:46.50 +
4	Ryan Douihech	SO-2	North Florida	3:49.48
5	Michael Fiore	SO-2	Florida	3:50.08
6	Grant Crabtree	JR-3	Kennesaw State	3:50.68
7	Patrick Donnelly	SO-2	Florida State	3:50.83
8	Trey Kraimer	JR-3	Coastal Carolina	3:50.87
9	Matthew Mule'	JR-3	Florida	3:51.02

PL	NAME	YEAR	TEAM	TIME
10	Jonathan Pitchford	SO-2	Florida	3:51.56
11	Gabe McConville	JR-3	Tampa	3:52.64
12	Alex Pena		Unattached	3:53.12
15	Ethan Geiger	SR-4	Florida	3:54.49
28	Anthony Matthew	SO-2	Florida Southern	4:00.88
40	Garrett Ricardo	SR-4	Coastal Carolina	4:04.15

### Men's 1500 Meters Section 2

PL	NAME	YEAR	TEAM	TIME
13	Zach Trotter	JR-3	Florida State	3:53.93
14	Simon DeVoss	Sophomore	Unattached	3:54.02
16	Alex Guy	SR-4	Florida Southern	3:55.10
17	Julian John	JR-3	Coastal Carolina	3:55.93
18	Andrew Mahorner	FR-1	North Florida	3:56.14
19	Adam Groves	FR-1	Coastal Carolina	3:56.48
20	Jonathan Reid	SR-4	South Florida	3:56.57
21	Roy Hobson		Boulder Underground	3:57.14
22	Christian Ruocco	SO-2	North Florida	3:57.22
23	Ben Tary	FR-1	North Florida	3:57.24
24	Braxton Legg	Senior	Unattached	3:58.30
25	Bryson Yamnitz	SR-4	Florida Southern	3:59.22
29	Owen Marish	SO-2	UNCW	4:00.90
32	Anthony Herrera	FR-1	Florida State	4:01.81
35	Yves Philippe	Senior	Unattached	4:02.90
53	Jackson Brungart	FR-1	Coastal Carolina	4:13.03

### Men's 1500 Meters Section 3

PL	NAME	YEAR	TEAM	TIME
26	Reece Slater	FR-1	Palm Beach Atlantic	3:59.84

PL	NAME	YEAR	TEAM	TIME
27	Christopher Colavita	SO-2	Florida Southern	4:00.43
30	Kirk Dawkins	SO-2	Florida A&M	4:01.48
31	Cole Summers	FR-1	Florida Southern	4:01.50
33	David Bellefleur	JR-3	Barry	4:02.28
34	Griffin Wald	FR-1	UNCW	4:02.57
36	Isaac Morrison		Unattached	4:02.94
37	Jalen Ridgeway	SO-2	Maryland-Eastern Shore	4:03.06
38	Nahom Ftwi	SR-4	Maryland-Eastern Shore	4:03.24
39	Malcolm Brown	SO-2	Bethune-Cookman	4:04.09
41	Pedro Zapata	Freshman	Unattached	4:04.23
42	Sam Bland	FR-1	UNCW	4:05.71
44	Brian Veit	JR-3	Tampa	4:06.18
45	Reed Legg	SO-2	Florida	4:06.79
46	Adam Mastrobuono	SR-4	Valdosta State	4:06.86
49	Zeniel Lizardo	Freshman	Unattached	4:07.66
52	Ben Bradley		Raider Track Club	4:12.58
56	Andrew Latimer	SR-4	SC State	4:14.92

#### Men's 1500 Meters Section 4

PL	NAME	YEAR	TEAM	TIME
43	Jejuan Gillispie	FR-1	Barry	4:06.00
47	Malik Millet	Sophomore	Unattached	4:07.10
48	Ryan Jones	FR-1	FIU	4:07.49
50	Joey Buehner	SR-4	Tampa	4:11.07
51	Dennis Moreno	FR-1	FIU	4:12.40
54	Mauricio Xochitecatl	SR-4	Concordia Univ. Chicago	4:13.39
55	Daniel Gibson	SR-4	Paine	4:14.62
58	Matthew Herndon	SO-2	Valdosta State	4:16.56

PL	NAME	YEAR	TEAM	TIME
60	Caleb Tilford		Unattached	4:18.67
61	Tyler Baker	Senior	Unattached	4:19.23
62	Jacob Bormet		Unattached	4:19.36
64	Nathan Yates	SO-2	Palm Beach Atlantic	4:22.02
72	Josue Brito	Freshman	Unattached	4:31.96
73	Grayton Smith	Senior	Unattached	4:32.75

### Men's 1500 Meters Section 5

PL	NAME	YEAR	TEAM	TIME
57	Matias White	FR-1	Barry	4:15.89
59	Geovanni Calderon	FR-1	Jacksonville	4:18.28
63	Aiden Locantora	FR-1	Jacksonville	4:20.31
65	Aaron Munger	FR-1	Valdosta State	4:22.76
66	Robert Rodgers		9:24 Athletics	4:23.84
67	Duane Lee	FR-1	Bethune-Cookman	4:24.77
68	Ashton Sarrion	FR-1	Jacksonville	4:25.15
69	Diego Corchado	Freshman	Unattached	4:25.59
70	Josh McKay	SO-2	Palm Beach Atlantic	4:26.87
71	Ashton Curl		Unattached	4:28.49
74	Joe Angotti		UniversityFlorida Running Club	4:34.58
75	Brandon Hill		Raider Track Club	4:34.70
76	Miles Kennedy	SO-2	Palm Beach Atlantic	4:42.04
77	Andrew Blanchette	Sophomore	Unattached	4:42.62
78	Randall Luke		Unattached	4:43.17
79	Ryan Dannelly	SO-2	Jacksonville	4:45.78

### Men 5000m Run

Top↑

PL	NAME	YEAR	TEAM	TIME
1	Enrique Borrego	SO-2	Miami (Fla.)	15:00.64



PL	NAME	YEAR	TEAM	TIME
2	Joel Jean	Freshman	Unattached	15:08.68
3	Juan Giron	FR-1	Tulane	15:11.67
4	Johan Camacho	FR	Unattached	15:13.81
5	Adam Aldahir	JR-3	Tulane	15:14.58
6	Sean Perry	FR-1	South Florida	15:19.86
7	Jack Bolan	SO-2	Jacksonville	15:25.85
8	Jonathan Werble	Senior	Unattached	15:30.16
9	Trevor Cross	Sophomore	Unattached	15:32.90
10	Carlton Waiguru	Sophomore	Unattached	15:37.09
11	David Mahnke	SR-4	Nova Southeastern	15:38.97
12	Luke Klingenberg		Unattached	15:40.52
13	Ayden Estevez	SO-2	Tampa	15:41.39
14	Parker Jackson	SO-2	Valdosta State	15:41.64
15	Chase Cartwright	FR-1	Tulane	15:41.91
16	Thomas Ashley	FR-1	South Florida	15:42.97
17	Orlando Cicilioni	SO-2	Florida	15:45.13
18	Connor Brooks	FR-1	Florida Southern	15:46.41
19	Dominic Brink	JR-3	Tampa	15:54.26
20	Paul Glick	SO-2	Florida Atlantic	15:55.60
21	Ethan Wattles	JR-3	Palm Beach Atlantic	16:05.88
22	Owen Skelton	SR-4	Jacksonville	16:10.26
23	Jackson Overholt	SO-2	Palm Beach Atlantic	16:12.07
24	Zach Earley	FR-1	Jacksonville	16:15.99
25	Jeshua Osorio	FR-1	FIU	16:16.66
26	Hayden Tank	FR-1	Palm Beach Atlantic	16:16.85
27	Luke Dickinson	JR-3	Florida Southern	16:18.10
28	Luke Gaudet	FR-1	Florida Atlantic	16:27.24

PL	NAME	YEAR	TEAM	TIME
29	James Simpson	JR-3	Florida Southern	16:34.86
30	Bobby Cordova	FR-1	Barry	16:35.42
31	James Kaldor	Senior	Unattached	16:37.62
32	Donald Dempsey	SO-2	Jacksonville	16:43.69
33	Robert Bellamy		Raider Track Club	16:45.89
34	Jonathan Reyes	FR-1	FIU	16:48.95
35	Michael Kirwan	SO-2	Palm Beach Atlantic	16:57.53
36	Chris Flores	Junior	Unattached	16:59.07
37	James Alexander	FR-1	Barry	17:05.07
38	Victor Farfan	SO-2	Jacksonville	17:10.73
39	Ashton Curl		Unattached	17:21.35
40	Jacob Littleton	Sophomore	Unattached	17:25.31
41	Austen Sekowski	JR-3	Valdosta State	17:29.77
42	Patrick Alexander	FR-1	Barry	17:54.45
43	Gershom Allen	Junior	Unattached	18:07.60

### Men 5000m Run Section 1

PL	NAME	YEAR	TEAM	TIME
1	Enrique Borrego	SO-2	Miami (Fla.)	15:00.64
2	Joel Jean	Freshman	Unattached	15:08.68
3	Juan Giron	FR-1	Tulane	15:11.67
4	Johan Camacho	FR	Unattached	15:13.81
5	Adam Aldahir	JR-3	Tulane	15:14.58
6	Sean Perry	FR-1	South Florida	15:19.86
7	Jack Bolan	SO-2	Jacksonville	15:25.85
8	Jonathan Werble	Senior	Unattached	15:30.16
9	Trevor Cross	Sophomore	Unattached	15:32.90
10	Carlton Waiguru	Sophomore	Unattached	15:37.09

PL	NAME	YEAR	TEAM	TIME
11	David Mahnke	SR-4	Nova Southeastern	15:38.97
13	Ayden Estevez	SO-2	Tampa	15:41.39
14	Parker Jackson	SO-2	Valdosta State	15:41.64
15	Chase Cartwright	FR-1	Tulane	15:41.91
16	Thomas Ashley	FR-1	South Florida	15:42.97
17	Orlando Cicilioni	SO-2	Florida	15:45.13
18	Connor Brooks	FR-1	Florida Southern	15:46.41
19	Dominic Brink	JR-3	Tampa	15:54.26
20	Paul Glick	SO-2	Florida Atlantic	15:55.60
26	Hayden Tank	FR-1	Palm Beach Atlantic	16:16.85
27	Luke Dickinson	JR-3	Florida Southern	16:18.10
36	Chris Flores	Junior	Unattached	16:59.07
38	Victor Farfan	SO-2	Jacksonville	17:10.73

### Men 5000m Run Section 2

PL	NAME	YEAR	TEAM	TIME
12	Luke Klingenberg		Unattached	15:40.52
21	Ethan Wattles	JR-3	Palm Beach Atlantic	16:05.88
22	Owen Skelton	SR-4	Jacksonville	16:10.26
23	Jackson Overholt	SO-2	Palm Beach Atlantic	16:12.07
24	Zach Earley	FR-1	Jacksonville	16:15.99
25	Jeshua Osorio	FR-1	FIU	16:16.66
28	Luke Gaudet	FR-1	Florida Atlantic	16:27.24
29	James Simpson	JR-3	Florida Southern	16:34.86
30	Bobby Cordova	FR-1	Barry	16:35.42
31	James Kaldor	Senior	Unattached	16:37.62
32	Donald Dempsey	SO-2	Jacksonville	16:43.69
33	Robert Bellamy		Raider Track Club	16:45.89

PL	NAME	YEAR	TEAM	TIME
34	Jonathan Reyes	FR-1	FIU	16:48.95
35	Michael Kirwan	SO-2	Palm Beach Atlantic	16:57.53
37	James Alexander	FR-1	Barry	17:05.07
39	Ashton Curl		Unattached	17:21.35
40	Jacob Littleton	Sophomore	Unattached	17:25.31
41	Austen Sekowski	JR-3	Valdosta State	17:29.77
42	Patrick Alexander	FR-1	Barry	17:54.45
43	Gershom Allen	Junior	Unattached	18:07.60

## Men 5000m Run Invite

Top↑

PL	NAME	YEAR	TEAM	TIME
1	Aidan O'Gorman		UNAT-North Florida	14:15.46
2	Seth Martinez	JR-3	North Florida	14:17.66
3	Kameron Wallizada	Junior	Unattached	14:20.01
4	Christian Giller	SO-2	Florida Southern	14:27.80
5	Michael Toppi	FR-1	Florida State	14:30.02
6	Thomas Weiler	SR-4	North Florida	14:30.52
7	Andrew Hammel	SO-2	Florida State	14:37.41
8	Alan Deogracias	SR-4	Tulane	14:38.00
9	Coleman Cronk	SO-2	Florida State	14:41.28
10	Cormac O'Brien	JR-3	Miami (Fla.)	14:45.41
11	Bernardo Barnhart	FR	Unattached	14:50.29
12	Antoine Laigle	SR-4	Palm Beach Atlantic	14:51.19
13	Sem Sultanov		Unattached	15:01.21
14	Sebastian Hernandez	SO-2	North Florida	15:06.80
15	Justin Tackling	JR-3	North Florida	15:08.70
16	Eli Holbrook		UniversityFlorida Running Club	15:10.84
17	Sterling Sellier	FR-1	Coastal Carolina	15:47.83

## Men's 110 Hurdles

Top↑

PL	NAME	YEAR	TEAM	TIME
1	Andrew Pozzi		Puma	13.66
2	Paris Williams	Senior	1UpTF	13.80
3	Matteo Ngo		Unattached	13.98
4	cameron ngo		Unattached	14.03
5	Gregory Michel	Senior	Sherbrooke	14.04
6	Josh Parks	SR-4	UNCW	14.05
7	Vladimir Vukicevic		Team Norway	14.17
8	Matthew Tyeskie	FR-1	Little Rock	14.22
9	Jeremie Lararaudeuse		Unattached	14.23
10	Sierra Hendrix-Williams	Senior	Unattached	14.30
11	Jameli Thomas	FR-1	SC State	14.35
12	Matheo Caillaud		Unattached	14.37
13	Cameron Wright	SO-2	UNCW	14.41
14	Mohamed Diaby	FR-1	Kennesaw State	14.43
15	Braydon Bennett	SR-4	Coastal Carolina	14.44
16	Tyler Drew	JR-3	South Florida	14.52
17	Darian Mills	SO-2	South Florida	14.53
18	Rey Hernandez	FR-1	North Florida	14.57
19	Matthew Fox	JR-3	Little Rock	14.66
20	Angel Ruiz	8	Unattached	14.69
21	Tyler Rhodes		Unattached	14.69
22	Jonathan Williams	FR-1	SC State	14.70
23	Michael Parks	SO-2	Buffalo	14.77
24	Allen Taylor	JR-3	Bethune-Cookman	14.79
25	Tyler Moore	SO-2	Little Rock	15.03
26	Sean Murphy	SR-4	Virginia Tech	15.18

PL	NAME	YEAR	TEAM	TIME
27	Ebenezer Edzii	SR-4	Campbell	15.45
28	Jordan Fick	JR-3	Kennesaw State	15.48
29	Devin Barnett	SO-2	Kennesaw State	15.72
30	Kenton George	FR-1	SC State	15.74
31	Ryan Hunt	SR-4	UNCW	15.95
32	Brandon Pierce	FR-1	Bethune-Cookman	16.07
33	Carter Alvarado	FR-1	Tampa	16.20
34	Isaiah Davis	SR-4	Bethune-Cookman	16.34
35	Edouard Lavoie-Beaulieu	Freshman	Sherbrooke	16.36
36	Lonnie Marts		Unattached	17.39

### Men's 110 Hurdles Section 1

W: 2.3

PL	NAME	YEAR	TEAM	TIME
1	Andrew Pozzi		Puma	13.66
2	Paris Williams	Senior	1UpTF	13.80
3	Matteo Ngo		Unattached	13.98
6	Josh Parks	SR-4	UNCW	14.05
7	Vladimir Vukicevic		Team Norway	14.17
9	Jeremie Lararaudeuse		Unattached	14.23
15	Braydon Bennett	SR-4	Coastal Carolina	14.44

### Men's 110 Hurdles Section 2

W: 2.7

PL	NAME	YEAR	TEAM	TIME
4	cameron ngo		Unattached	14.03
5	Gregory Michel	Senior	Sherbrooke	14.04
8	Matthew Tyeskie	FR-1	Little Rock	14.22
10	Sierra Hendrix-Williams	Senior	Unattached	14.30
16	Tyler Drew	JR-3	South Florida	14.52
20	Angel Ruiz	8	Unattached	14.69

PL	NAME	YEAR	TEAM	TIME
21	Tyler Rhodes		Unattached	14.69

### Men's 110 Hurdles Section 3

W: 1.4

PL	NAME	YEAR	TEAM	TIME
11	Jameli Thomas	FR-1	SC State	14.35
12	Matheo Caillaud		Unattached	14.37
13	Cameron Wright	SO-2	UNCW	14.41
14	Mohamed Diaby	FR-1	Kennesaw State	14.43
22	Jonathan Williams	FR-1	SC State	14.70
23	Michael Parks	SO-2	Buffalo	14.77
24	Allen Taylor	JR-3	Bethune-Cookman	14.79

### Men's 110 Hurdles Section 4

W: 1.7

PL	NAME	YEAR	TEAM	TIME
18	Rey Hernandez	FR-1	North Florida	14.57
19	Matthew Fox	JR-3	Little Rock	14.66
25	Tyler Moore	SO-2	Little Rock	15.03
26	Sean Murphy	SR-4	Virginia Tech	15.18
27	Ebenezer Edzii	SR-4	Campbell	15.45
33	Carter Alvarado	FR-1	Tampa	16.20
35	Edouard Lavoie-Beaulieu	Freshman	Sherbrooke	16.36

### Men's 110 Hurdles Section 5

W: +0.0

PL	NAME	YEAR	TEAM	TIME
17	Darian Mills	SO-2	South Florida	14.53
28	Jordan Fick	JR-3	Kennesaw State	15.48
29	Devin Barnett	SO-2	Kennesaw State	15.72
30	Kenton George	FR-1	SC State	15.74
31	Ryan Hunt	SR-4	UNCW	15.95
32	Brandon Pierce	FR-1	Bethune-Cookman	16.07

PL	NAME	YEAR	TEAM	TIME
34	Isaiah Davis	SR-4	Bethune-Cookman	16.34
36	Lonnie Marts		Unattached	17.39

## Men's 400 Hurdles

Top↑

PL	NAME	YEAR	TEAM	TIME
1	Marvin Williams		Trufit ATHLETICS	51.30
2	Darian Mills	SO-2	South Florida	51.48
3	Frankie Grey	JR-3	Little Rock	51.91
4	Tyler Drew	JR-3	South Florida	51.93
5	Angel Ruiz	8	Unattached	52.19
6	Terris Burton	SR-4	Campbell	52.38
7	Marcus Johnson	JR-3	Binghamton	52.42
8	Malique Smith	Senior	RAPID TC	52.71
9	Joshua Crum	FR-1	South Florida	53.01
10	Rey Hernandez	FR-1	North Florida	53.09
11	Jordan Fick	JR-3	Kennesaw State	53.15
12	Conner Michaud	JR-3	Maine	53.39
13	Garrett Wilkins	JR-3	Coastal Carolina	53.74
14	Omari Taylor	FR-1	Coastal Carolina	53.97
15	Jaydon Sanford	SR-4	Florida A&M	54.08
16	Chad Hillman	SO-2	UNCW	54.39
17	Joshua Adhemar		Haiti	54.40
18	Isaiah Joseph	FR-1	Florida A&M	54.65
19	Tyler Moore	SO-2	Little Rock	55.25
20	Jameli Thomas	FR-1	SC State	55.30
21	Denzel Rigaud	FR-1	Lynn	55.72
22	Isaiah Davis	SR-4	Bethune-Cookman	55.86
23	Jonathan Williams	FR-1	SC State	56.73



PL	NAME	YEAR	TEAM	TIME
24	Carter Alvarado	FR-1	Tampa	56.76
25	Mohamed Diaby	FR-1	Kennesaw State	57.10
26	Brandon Pierce	FR-1	Bethune-Cookman	57.24
27	Nelson Lopez		9:24 Athletics	58.96
28	Alexis Rodriguez	Freshman	Horizon Sunshine Academy	1:01.83
29	Sean Dyer	FR-1	Kennesaw State	1:10.26

### Men's 400 Hurdles Section 1

PL	NAME	YEAR	TEAM	TIME
1	Marvin Williams		Trufit ATHLETICS	51.30
5	Angel Ruiz	8	Unattached	52.19
6	Terris Burton	SR-4	Campbell	52.38
8	Malique Smith	Senior	RAPID TC	52.71

### Men's 400 Hurdles Section 2

PL	NAME	YEAR	TEAM
2	Darian Mills	SO-2	South Florida
3	Frankie Grey	JR-3	Little Rock
4	Tyler Drew	JR-3	South Florida
7	Marcus Johnson	JR-3	Binghamton
17	Joshua Adhemar		Haiti
19	Tyler Moore	SO-2	Little Rock
21	Denzel Rigaud	FR-1	Lynn

### Men's 400 Hurdles Section 3

PL	NAME	YEAR	TEAM	TIME
10	Rey Hernandez	FR-1	North Florida	53.09
12	Conner Michaud	JR-3	Maine	53.39
13	Garrett Wilkins	JR-3	Coastal Carolina	53.74
14	Omari Taylor	FR-1	Coastal Carolina	53.97

PL	NAME	YEAR	TEAM	TIME
28	Alexis Rodriguez	Freshman	Horizon Sunshine Academy	1:01.83
29	<a href="#">Sean Dyer</a>	FR-1	<a href="#">Kennesaw State</a>	1:10.26

#### Men's 400 Hurdles Section 4

PL	NAME	YEAR	TEAM	TIME
9	<a href="#">Joshua Crum</a>	FR-1	<a href="#">South Florida</a>	53.01
11	<a href="#">Jordan Fick</a>	JR-3	<a href="#">Kennesaw State</a>	53.15
15	<a href="#">Jaydon Sanford</a>	SR-4	<a href="#">Florida A&amp;M</a>	54.08
16	<a href="#">Chad Hillman</a>	SO-2	<a href="#">UNCW</a>	54.39
27	<a href="#">Nelson Lopez</a>		<a href="#">9:24 Athletics</a>	58.96

#### Men's 400 Hurdles Section 5

PL	NAME	YEAR	TEAM	TIME
18	<a href="#">Isaiah Joseph</a>	FR-1	<a href="#">Florida A&amp;M</a>	54.65
20	<a href="#">Jameli Thomas</a>	FR-1	<a href="#">SC State</a>	55.30
22	<a href="#">Isaiah Davis</a>	SR-4	<a href="#">Bethune-Cookman</a>	55.86
23	<a href="#">Jonathan Williams</a>	FR-1	<a href="#">SC State</a>	56.73
24	<a href="#">Carter Alvarado</a>	FR-1	<a href="#">Tampa</a>	56.76
25	<a href="#">Mohamed Diaby</a>	FR-1	<a href="#">Kennesaw State</a>	57.10
26	<a href="#">Brandon Pierce</a>	FR-1	<a href="#">Bethune-Cookman</a>	57.24

#### Men's 3000 Steeplechase

[Top](#)↑

PL	NAME	YEAR	TEAM	TIME
1	<a href="#">Ilias El Khattabi</a>	FR-1	<a href="#">North Florida</a>	8:59.60
2	<a href="#">Gavin O'Brien</a>	SO-2	<a href="#">North Florida</a>	8:59.61
3	<a href="#">Cole Perry</a>	SO-2	<a href="#">North Florida</a>	9:00.51
4	<a href="#">Nehemiah Cionelo</a>	SR-4	<a href="#">Coastal Carolina</a>	9:03.04
5	<a href="#">Austen Cannon</a>	JR-3	<a href="#">Miami (Fla.)</a>	9:03.22
6	<a href="#">Brendon Shea</a>	JR-3	<a href="#">Embry-Riddle</a>	9:09.82 +
7	<a href="#">Tyler Wadsworth</a>	SO-2	<a href="#">South Florida</a>	9:24.51

PL	NAME	YEAR	TEAM	TIME
8	Colton Lawson	FR-1	North Florida	9:29.52
9	Gio Cerisier	SR-4	Tampa	9:29.64
10	Caleb Brady	SO-2	Florida Southern	9:37.08
11	Mason Wong	SR-4	Tulane	9:40.97
12	Ethan Blackwelder	JR-3	Coastal Carolina	9:43.12
13	Dillon Mantei	FR-1	Florida Southern	9:44.03
14	William Canales	FR-1	Florida Southern	10:18.40
15	Jaden Rapp	FR-1	Florida Southern	10:18.43
16	Gabriel Garcia		Unattached	11:11.93
17	Kemal Forbes	FR-1	SC State	11:47.83
	Paul Lespasio	JR-3	North Florida	DNF

## Men's 4 x 100 Relay

Top↑

PL	TEAM	SQUAD	ATHLETES	TIME
1	Chinese Athletic Association	A	Su Bingtian, Xie Zhenye, Wu Zhiqiang, Chen Jiapeng	38.28
2	Track Team Germany	A	Kevin Kranz, Lucas Ansah Peprah, Hartmann Joshua, Wolf Yannick	38.76
3	Campbell	A	Dominique Alexander, De'Shawn Ballard, Jamel Miller, Jamal Miller	39.27
4	Track Team Germany	B	Aleksandar Askovic, Marvin Schulte, Deniz Almas, Julian Wagner	39.50
5	FRANCE	A	Allan Lagui, Antoine Thoraval, Guy-Elphege Anouman, Paul Lada	39.55
6	Team CZE	A	zdenek stromsik, jan veleba, jan jirka, Ondrej Macik	40.00
7	Track Team Germany	C	Milo Skupin Alfa, Felix Fruhn, Robin Ganter, Elias Goer	40.11
8	Little Rock	A	Troy McKnight, Cogan Derousselle, Frankie Grey, Cameron Jackson	40.24
9	Kennesaw State	A	Caleb Timmons, Chance Cross, Malik Hussie, Tyriq Hussie	40.51
10	Nantes team	A	Merlin Silveri, Christophe Lemaitre, Dejan Ottou, Cameron Ngo	40.94

PL	TEAM	SQUAD	ATHLETES	TIME
11	UNCW	A	Cameron Wright, Nickolis Anderson, Taylen West, Josh Parks	40.96
12	Bethune-Cookman	A	Jemari Sanders, Shanard Walker, Montrael Bennett, Ja'Quan King	41.11
13	Coastal Carolina	A	Garrett Wilkins, Deondre Hardy, Brendan Kovar, Genson Hooper-Price	41.17
14	SC State	A	Kaden Priester, Jalen Alleyne, Dwayne Curnell, Isaiah Vertus	41.44
15	Maryland-Eastern Shore	A	Kennis Welch, Tyrese Golston, Witchell Laurier, Brandon Alston	41.76
16	Virginia Tech	B	Chad Blaker, Amir Green, Maximus James, Evan Taylor	42.02
17	Tampa	A	Khalil Snell, Wade Martin, Riley Pelletier, Jacob Swad	42.97
18	Columbia Int'l	A	Denim Jones, Clayton Hammond, Elijah Seawright, Irvin Sumter	43.79
	Horizon Sunshine Academy	A	Ashard Allen, Tyrese Allen, Willy Harris, Deven Thomas	DNF

### Men's 4 x 100 Relay Section 1

PL	TEAM	ATHLETES	TIME
1	Chinese Athletic Association	Bingtian, Zhenye, Zhiqiang, Jiapeng	38.28
2	Track Team Germany	Kranz, Ansah Peprah, Joshua, Yannick	38.76
4	Track Team Germany	Askovic, Schulte, Almas, Wagner	39.50
5	FRANCE	Lagui, Thoraval, Anouman, Lada	39.55
7	Track Team Germany	Skupin Alfa, Fruhn, Ganter, Goer	40.11

### Men's 4 x 100 Relay Section 2

PL	TEAM	ATHLETES
3	Campbell	Alexander, Ballard, Miller, Miller
6	Team CZE	stromsik, veleba, jirka, macik
8	Little Rock	McKnight, Derousselle, Grey, Jackson
9	Kennesaw State	Timmons, Cross, Hussie, Hussie
13	Coastal Carolina	Wilkins, Hardy, Kovar, Hooper-Price

PL	TEAM	ATHLETES
14	SC State	Priester, Alleyne, Curnell, Vertus
16	Virginia Tech	Blaker, Green, James, Taylor

### Men's 4 x 100 Relay Section 3

PL	TEAM	ATHLETES	TIME
10	Nantes team	Silveri, Lemaitre, Ottou, Ngo	40.94
11	UNCW	Wright, Anderson, West, Parks	40.96
12	Bethune-Cookman	Sanders, Walker, Bennett, King	41.11
15	Maryland-Eastern Shore	Welch, Golston, Laurier, Alston	41.76
17	Tampa	Snell, Martin, Pelletier, Swad	42.97
18	Columbia Int'l	Jones, Hammond, Seawright, Sumter	43.79
	Horizon Sunshine Academy	Allen, Allen, Harris, Thomas	DNF

### Men's 4 x 400 Relay

[Top↑](#)

PL	TEAM	ATHLETES	TIME
1	Virginia Tech	Kennedy Harrison, Ali Diaby, Amir Green, Maximus James	3:05.93
2	Miami (Fla.)	Jalen Gordon, Ace Malone, Solomon Strader, Robert Joseph	3:06.21
3	SC State	Jovan Brooks, Isaiah Vertus, Jacob Alexander, Jaden Barker	3:11.21
4	Kennesaw State	Trey Geter, Cameron Johnson, Tyriq Hussie, Chance Cross	3:12.46
5	Binghamton	Marcus Johnson, Samson Joseph, Oliver Madariaga, Joe Cardascia	3:12.62
6	Lynn	Collin Clark, Paul Mosley, Robert LeBrun, Philip Henderson	3:15.77
7	Maryland-Eastern Shore	Brandon Alston, Destiny Emuze, Mahki Herring, David Martin	3:22.85
8	Tampa	Wade Martin, John Trombley, Khalil Snell, Gabe McConville	3:29.62
9	UNCW	Owen Marish, Nash Mills, Sam Bland, Griffin Wald	3:34.08

### Men's High Jump

[Top↑](#)

PL	NAME	YEAR	TEAM	MARK	CONV				
1	Kennedy Sauder	JR-3	Miami (Fla.)	2.15m	7' 0.5"				
	1.90 PPP	1.95 PPP	2.00 PPP	2.03 PPP	2.06 O	2.09 O	2.12 PPP	2.15 O	2.21 XXX
2	Charles McBride II	SR-4	Campbell	2.15m	7' 0.5"				
	1.90 PPP	1.95 PPP	2.00 PPP	2.03 PPP	2.06 PPP	2.09 O	2.12 PPP	2.15 XO	2.21 XXX
3	Brandon Burke	SR-4	Virginia Tech	2.12m	6' 11.5"				
	1.90 PPP	1.95 PPP	2.00 O	2.03 PPP	2.06 PO	2.09 PPP	2.12 XO	2.15 XXX	
4	Stefan Duvivier	Senior	Unattached	2.06m	6' 9"				
	1.90 PPP	1.95 PPP	2.00 O	2.03 PPP	2.06 O	2.12 XXX			
5	Jeremy Cody	SR-4	Miami (Fla.)	2.06m	6' 9"				
	1.90 PPP	1.95 PPP	2.00 XO	2.03 PPP	2.06 O	2.12 XXX			
6	Aidan Clark	SR-4	Virginia Tech	2.06m	6' 9"				
	1.90 PPP	1.95 PPP	2.00 XO	2.03 PPP	2.06 XO	2.12 XXX			
7	Deshawn Roberts	SO-2	Little Rock	2.03m	6' 7.75"				
	1.90 XO	1.95 O	2.00 XO	2.03 O	2.06 XXX				
8	Elijah Bell	SR-4	Virginia Tech	2.00m	6' 6.75"				
	1.90 PPP	1.95 PPP	2.00 O	2.06 XXX					
8	Kendell Mosley	JR-3	South Florida	2.00m	6' 6.75"				
	1.90 PPP	1.95 PPP	2.00 O	2.03 XXX					
10	Keondre Glover	FR-1	Kennesaw State	2.00m	6' 6.75"				
	1.70 PPP	1.75 PPP	1.80 PPP	1.85 PPP	1.90 O	1.95 XO	2.00 XXO	2.03 XXX	2.05 XXX
10	Darien Lawrence	JR-3	Florida A&M	2.00m	6' 6.75"				
	1.70 PPP	1.75 PPP	1.80 PPP	1.85 PPP	1.90 O	1.95 XO	2.00 XXO	2.03 XXX	2.05 XXX
12	Jacob Hippo	SO-2	North Florida	1.95m	6' 4.75"				
	1.70 PPP	1.75 PPP	1.80 PPP	1.85 PPP	1.90 O	1.95 XO	2.00 XXX		

PL	NAME	YEAR	TEAM	MARK	CONV		
12	Stephen Kraeling	SR-4	Citadel	1.95m	6' 4.75"		
	1.90 O	1.95 XO	2.00 XXX				
12	Elliott Grayson	FR-1	Coastal Carolina	1.95m	6' 4.75"		
	1.90 O	1.95 XO	2.00 XXX				
15	Chance Cross	SO-2	Kennesaw State	1.95m	6' 4.75"		
	1.70 PPP	1.75 PPP	1.80 O	1.85 PPP	1.90 XO	1.95 XO	2.00 XXX
15	Tariq LaJoie	SR-4	North Florida	1.95m	6' 4.75"		
	1.70 PPP	1.75 PPP	1.80 PPP	1.85 O	1.90 XO	1.95 XO	2.00 XXX
17	Javante Stephens	SR-4	Florida A&M	1.95m	6' 4.75"		
	1.70 PPP	1.75 PPP	1.80 PPP	1.85 PPP	1.90 O	1.95 XXO	2.00 XXX
17	Kimani Richards	SR-4	Bethune-Cookman	1.95m	6' 4.75"		
	1.70 PPP	1.75 PPP	1.80 PPP	1.85 O	1.90 O	1.95 XXO	2.00 XXX
19	Peter Sailsman	SR-4	Florida A&M	1.90m	6' 2.75"		
	1.70 PPP	1.75 PPP	1.80 PPP	1.85 PPP	1.90 O	1.95 XXX	
19	Skylor Griffiths	FR-1	Coastal Carolina	1.90m	6' 2.75"		
	1.90 O	1.95 XXX					
19	Ashton Matthews	FR-1	Bethune-Cookman	1.90m	6' 2.75"		
	1.70 PPP	1.75 PPP	1.80 PPP	1.85 O	1.90 O	1.95 XXX	
22	Ivan Poag	SO-2	UNCW	1.90m	6' 2.75"		
	1.70 PPP	1.75 O	1.80 O	1.85 O	1.90 XO	1.95 XXX	
23	Thomas White	JR-3	SC State	1.80m	5' 10.75"		
	1.70 PPP	1.75 O	1.80 O	1.85 XXX	1.90 XX		
23	Tyler Wiggins	Freshman	Horizon Sunshine Academy	1.80m	5' 10.75"		

PL	NAME	YEAR	TEAM	MARK	CONV
	1.70 O	1.75 O	1.80 O	1.85 XXX	
25	Isaiah Davis	SR-4	Bethune-Cookman	1.80m	5' 10.75"
	1.70 O	1.75 O	1.80 XXO	1.85 XXX	
26	Ian Jackson	SR-4	Kennesaw State	1.80m	5' 10.75"
	1.70 PPP	1.75 XO	1.80 XXO	1.85 XXX	
27	Allen Taylor	JR-3	Bethune-Cookman	1.70m	5' 7"
	1.70 PO	1.75 XXX			
28	Ryan Hunt	SR-4	UNCW	1.70m	5' 7"
	1.70 XO	1.75 XXX			
	Channing Robinson	FR-1	Coastal Carolina	NH	NH
	1.85 XXX				
	Aaron Kim	JR-3	Miami (Fla.)	NH	NH
	2.00 XXX				
	Jeremy Perlin	FR-1	FIU	NH	NH
	1.95 XXX				

### Men's High Jump Flight 1

PL	NAME	YEAR	TEAM	MARK
10	Keondre Glover	FR-1	Kennesaw State	2.00m
10	Darien Lawrence	JR-3	Florida A&M	2.00m
12	Jacob Hippo	SO-2	North Florida	1.95m
15	Chance Cross	SO-2	Kennesaw State	1.95m
15	Tariq LaJoie	SR-4	North Florida	1.95m
17	Kimani Richards	SR-4	Bethune-Cookman	1.95m
17	Javante Stephens	SR-4	Florida A&M	1.95m



PL	NAME	YEAR	TEAM	MARK
19	Ashton Matthews	FR-1	Bethune-Cookman	1.90m
19	Peter Sailsman	SR-4	Florida A&M	1.90m
22	Ivan Poag	SO-2	UNCW	1.90m
23	Thomas White	JR-3	SC State	1.80m
23	Tyler Wiggins	Freshman	Horizon Sunshine Academy	1.80m
25	Isaiah Davis	SR-4	Bethune-Cookman	1.80m
26	Ian Jackson	SR-4	Kennesaw State	1.80m
27	Allen Taylor	JR-3	Bethune-Cookman	1.70m
28	Ryan Hunt	SR-4	UNCW	1.70m
	Channing Robinson	FR-1	Coastal Carolina	NH

### Men's High Jump Flight 2

PL	NAME	YEAR	TEAM	MARK
1	Kennedy Sauder	JR-3	Miami (Fla.)	2.15m
2	Charles McBride II	SR-4	Campbell	2.15m
3	Brandon Burke	SR-4	Virginia Tech	2.12m
4	Stefan Duvivier	Senior	Unattached	2.06m
5	Jeremy Cody	SR-4	Miami (Fla.)	2.06m
6	Aidan Clark	SR-4	Virginia Tech	2.06m
7	Deshawn Roberts	SO-2	Little Rock	2.03m
8	Kendell Mosley	JR-3	South Florida	2.00m
8	Elijah Bell	SR-4	Virginia Tech	2.00m
12	Elliott Grayson	FR-1	Coastal Carolina	1.95m
12	Stephen Kraeling	SR-4	Citadel	1.95m
19	Skylor Griffiths	FR-1	Coastal Carolina	1.90m
	Aaron Kim	JR-3	Miami (Fla.)	NH
	Jeremy Perlin	FR-1	FIU	NH

PL	NAME	YEAR	TEAM	MARK	CONV
1	Conner McClure	SO-2	Virginia Tech	5.27m	17' 3.5"
	5.07 O	5.17 P	5.27 O	5.37 X	
2	Simon Seid	SO-2	Kennesaw State	5.27m	17' 3.5"
	5.07 XO	5.17 XO	5.27 XXO	5.37 X	
3	AJ Johnson	Junior	Unattached	5.17m	16' 11.5"
	5.07 XO	5.17 O	5.27 XXX		
4	Harrison Rice	SR-4	Virginia Tech	5.17m	16' 11.5"
	4.92 O	5.07 XXO	5.17 O	5.27 XXX	
5	Maddox Hamm	FR-1	Virginia Tech	5.17m	16' 11.5"
	4.62 O	4.77 O	4.92 O	5.07 XO	5.17 XXO
				5.27 XXX	
6	Zane Gibson	FR-1	Kennesaw State	4.77m	15' 7.75"
	4.77 O	4.92 XXX			
6	Kayden Cecil	SR-4	FIU	4.77m	15' 7.75"
	4.77 O	4.92 XXX			
	Noah Bitter	JR-3	South Florida	NH	NH
	4.92 XXX				
	Kobe Babin	SR-4	South Florida	NH	NH
	5.17 XXX				
	Joey Badalamenti	JR-3	Virginia Tech	NH	NH
	4.62 XXX				

## Men Pole Vault

Top↑

PL	NAME	YEAR	TEAM	MARK	CONV
1	Joshua Mulder		Jacksonville	4.97m	16' 3.5"
	4.27 PPP	4.42 O	4.67 O	4.82 XO	4.97 O
				5.02 XXX	

PL	NAME	YEAR	TEAM	MARK	CONV
2	Jack Helmich	FR-1	Virginia Tech	4.82m	15' 9.75"
	4.27 PPP	4.42 PPP	4.67 XO	4.82 O	4.97 XXX
3	Sean Murphy	SR-4	Virginia Tech	4.82m	15' 9.75"
	4.27 XO	4.42 O	4.67 XXO	4.82 XO	4.97 XXX
3	Reagan Wise	FR-1	Campbell	4.82m	15' 9.75"
	4.27 PPP	4.42 XO	4.67 XXO	4.82 XO	4.97 XXX
5	Clay Eckert	SR-4	Virginia Tech	4.67m	15' 3.75"
	4.27 PPP	4.42 XPP	4.67 O	4.82 XXX	
6	Brian Murphy	JR-3	Buffalo	4.67m	15' 3.75"
	4.27 PPP	4.42 O	4.67 XO	4.82 XXX	
6	Stephen Smith	SR-4	Kennesaw State	4.67m	15' 3.75"
	4.27 PPP	4.42 PPP	4.67 XO	5.02 XXX	
8	Jack Scott	FR-1	Citadel	4.27m	14' 0"
	4.27 O	4.42 XXX			
	Andrew Dassler	SO-2	Kennesaw State	NH	NH
	4.67 XXX				
	Jordan Fick	JR-3	Kennesaw State	NH	NH
	4.42 XXX				
	Kenton George	FR-1	SC State	NH	NH
	4.27 XXX				

## Men's Long Jump

Top↑

PL	NAME	YEAR	TEAM	CONV
1	Goodness Iredia	SO-2	South Florida	26' 0.75"
	7.94 (1.2)	7.76 (0.8)	7.71 (0.9)	PASS PASS PASS
2	Damarcus Simpson	Senior	Unattached	25' 8"

PL	NAME	YEAR	TEAM	CONV
	7.35 (1.3) 7.64 (1.2) 7.82 (1.5)	PASS	PASS	PASS
2	Russell Robinson	SR-4	Miami (Fla.)	25' 8"
	7.38 (0.8) FOUL 7.82 (1.2) 6.95 (0.9) 7.67 (0.5) FOUL			
4	Shane Howard		Unattached	25' 6.25"
	FOUL 7.78 (1.6) FOUL	PASS	PASS	PASS
5	Tristan James		Unattached	25' 4.5"
	7.63 (1.8) 7.57 (1.2) 7.73 (1.5) 7.48 (0.9) PASS 7.48 (0.7)			
6	Josh Colley	Freshman	Athletic Lab TC / TRACKBA	25' 0.5"
	7.33 (0.6) 7.31 (0.5) FOUL 7.23 (0.9) 7.24 (0.6) 7.63 (0.4)			
7	Ashton Torns	FR-1	Miami (Fla.)	24' 1.75"
	7.02 (0.9) FOUL 7.32 (0.6) 7.31 (1.0) 7.36 (0.4) 6.03 (0.4)			
8	Malachi Aiken	JR-3	Maryland-Eastern Shore	24' 1.5"
	7.32 (0.8) FOUL 7.15 (1.5) 7.35 (0.8) 7.20 (1.2) 7.09 (0.8)			
9	Peter Sailsman	SR-4	Florida A&M	23' 10.75"
	7.28 (0.1) 6.94 (1.5) 6.69 (1.4) FOUL 6.90 (1.2) PASS			
10	Kendell Mosley	JR-3	South Florida	23' 10"
	FOUL 7.26 (1.1) 7.07 (0.3)			
11	Darien Lawrence	JR-3	Florida A&M	23' 7.5"
	FOUL 7.13 (0.9) 7.20 (0.8)			
12	Caleb Stephens	JR-3	Virginia Tech	23' 2"
	FOUL 7.06 (0.9) 6.68 (1.2)			
13	Bryson Robinson	SO-2	UNCW	22' 11.75"
	6.72 (1.4) 7.00 (1.2) FOUL			
14	David Olusanya	SR-4	Kennesaw State	22' 9.75"
	6.95 (2.0) FOUL 6.81 (0.4)			
15	Jeremiah Sims	JR-3	Kennesaw State	22' 7.25"
	6.89 (0.6) 6.52 (0.8) 6.66 (1.2)			

PL	NAME	YEAR	TEAM	CONV
16	Matthew Fox	JR-3	Little Rock	22' 6.5"
	6.70 (1.6) 6.79 (1.7) 6.87 (1.4)			
17	Nigel Katende	FR-1	FIU	22' 4.5"
	6.74 (2.2) 6.43 (0.3) 6.82 (0.5)			
18	Sean Murphy	SR-4	Virginia Tech	22' 3"
	6.75 (0.6) 6.78 (0.9) 6.66 (1.0)			
19	Caleb Goslee	SR-4	Maryland-Eastern Shore	21' 10"
	6.31 (1.0) 5.97 (0.7) 6.65 (1.6)			
20	AJ McKay	SO-2	Coastal Carolina	21' 7.25"
	6.44 (1.7) 6.58 (1.0) 6.51 (0.6)			
21	Donavan Latimer		Unattached	21' 5.5"
	6.54 (1.3) FOUL 6.38 (0.6)			
22	Allen Taylor	JR-3	Bethune-Cookman	21' 4"
	6.49 (1.0) 6.50 (1.0) FOUL			
23	Genson Hooper-Price	SR-4	Coastal Carolina	21' 2.75"
	5.82 (4.9) 6.19 (0.9) 6.47 (2.3)			
24	Alejandro Vasquez	FR-1	Coastal Carolina	21' 2.5"
	6.46 (1.6) FOUL FOUL			
25	Matthew Su		Garden State TC	21' 1.5"
	6.33 (1.4) 6.44 (1.6) 6.17 (0.7)			
25	Devin Barnett	SO-2	Kennesaw State	21' 1.5"
	6.39 (0.3) 6.35 (1.1) 6.44 (1.7)			
27	Lambert Fournier	Freshman	Sherbrooke	20' 9"
	FOUL 6.32 (1.3) 6.17 (0.5)			
28	Carlos Moore	FR-1	Bethune-Cookman	20' 8.5"
	6.11 (+0.0) 6.31 (1.7) 6.12 (1.4)			
29	Ivan Poag	SO-2	UNCW	20' 7.25"

PL	NAME	YEAR	TEAM	CONV
	FOUL FOUL 6.28 (-0.4)			
30	Tyler Wiggins	Freshman	Horizon Sunshine Academy	20' 5.75"
	FOUL 6.24 (2.2) 5.75 (3.6)			
31	Isaiah Davis	SR-4	Bethune-Cookman	20' 5.25"
	6.22 (1.2) 6.23 (1.2) 5.99 (3.2)			
32	Tyrese Allen	Sophomore	Horizon Sunshine Academy	20' 5"
	6.22 (0.1) FOUL 6.20 (0.5)			
33	Ashard Allen	Freshman	Horizon Sunshine Academy	20' 3.75"
	6.17 (2.5) 6.19 (0.8) 6.08 (1.7)			
34	Erick Hill	JR-3	SC State	19' 11.5"
	6.08 (1.0) 6.07 (0.7) PASS			
35	Ryan Hunt	SR-4	UNCW	19' 10.25"
	6.05 (2.8) 5.95 (0.1) 6.04 (1.2)			
36	Brandon Pierce	FR-1	Bethune-Cookman	19' 7"
	5.94 (1.6) 5.97 (1.9) 5.90 (1.2)			
37	Francisco Roman	SO-2	Tulane	19' 3.5"
	5.79 (2.0) 5.88 (0.4) 5.78 (0.8)			
38	Travis Harrison	FR-1	UNCW	19' 3.25"
	FOUL FOUL 5.87 (0.3)			
39	Alexis Rodriguez	Freshman	Horizon Sunshine Academy	18' 6"
	FOUL 5.57 (3.4) 5.64 (1.0)			
	Lonnie Marts		Unattached	NM
	FOUL FOUL FOUL			
	Yoerick Bastardo	SO-2	UNCW	NM
	FOUL FOUL FOUL			
	Ashton Mitchell	FR-1	Kennesaw State	NM
	FOUL FOUL PASS			

PL	NAME	YEAR	TEAM	CONV
	Simon Batz		Track Team Germany	NM
	FOUL	FOUL	FOUL	

### Men's Long Jump Flight 1

PL	NAME	YEAR	TEAM	MARK
21	Donavan Latimer		Unattached	6.54m
23	Genson Hooper-Price	SR-4	Coastal Carolina	6.47m
30	Tyler Wiggins	Freshman	Horizon Sunshine Academy	6.24m
31	Isaiah Davis	SR-4	Bethune-Cookman	6.23m
33	Ashard Allen	Freshman	Horizon Sunshine Academy	6.19m
35	Ryan Hunt	SR-4	UNCW	6.05m
36	Brandon Pierce	FR-1	Bethune-Cookman	5.97m
37	Francisco Roman	SO-2	Tulane	5.88m
39	Alexis Rodriguez	Freshman	Horizon Sunshine Academy	5.64m

### Men's Long Jump Flight 2

PL	NAME	YEAR	TEAM	MARK
17	Nigel Katende	FR-1	FIU	6.82m
22	Allen Taylor	JR-3	Bethune-Cookman	6.50m
24	Alejandro Vasquez	FR-1	Coastal Carolina	6.46m
25	Devin Barnett	SO-2	Kennesaw State	6.44m
27	Lambert Fournier	Freshman	Sherbrooke	6.32m
28	Carlos Moore	FR-1	Bethune-Cookman	6.31m
29	Ivan Poag	SO-2	UNCW	6.28m
32	Tyrese Allen	Sophomore	Horizon Sunshine Academy	6.22m
38	Travis Harrison	FR-1	UNCW	5.87m
	Yoeirck Bastardo	SO-2	UNCW	FOUL

### Men's Long Jump Flight 3

PL	NAME	YEAR	TEAM	MARK
8	Malachi Aiken	JR-3	Maryland-Eastern Shore	7.35m
9	Peter Sailsman	SR-4	Florida A&M	7.28m
10	Kendell Mosley	JR-3	South Florida	7.26m
11	Darien Lawrence	JR-3	Florida A&M	7.20m
12	Caleb Stephens	JR-3	Virginia Tech	7.06m
13	Bryson Robinson	SO-2	UNCW	7.00m
14	David Olusanya	SR-4	Kennesaw State	6.95m
16	Matthew Fox	JR-3	Little Rock	6.87m
20	AJ McKay	SO-2	Coastal Carolina	6.58m
25	Matthew Su		Garden State TC	6.44m
34	Erick Hill	JR-3	SC State	6.08m
	Ashton Mitchell	FR-1	Kennesaw State	FOUL

#### Men's Long Jump Flight 4

PL	NAME	YEAR	TEAM
1	Goodness Iredia	SO-2	South Florida
2	Russell Robinson	SR-4	Miami (Fla.)
2	Damarcus Simpson	Senior	Unattached
4	Shane Howard		Unattached
5	Tristan James		Unattached
6	Josh Colley	Freshman	Athletic Lab TC / TRACKBA
7	Ashton Torns	FR-1	Miami (Fla.)
15	Jeremiah Sims	JR-3	Kennesaw State
18	Sean Murphy	SR-4	Virginia Tech
19	Caleb Goslee	SR-4	Maryland-Eastern Shore
	Simon Batz		Track Team Germany
	Lonnie Marts		Unattached



PL	NAME	YEAR	TEAM	MARK	CONV	
1	Chidozie Kalu	FR-1	Virginia Tech	15.84m	51' 11.75"	
	15.38 (2.6)	15.84 (1.7)	FOUL	FOUL	FOUL	15.53 (4.3)
2	Chauncey Chambers		Relentless TC	15.65m	51' 4.25"	
	FOUL	FOUL	15.12 (+0.0)	15.39 (3.7)	15.64 (2.4)	15.65 (1.5)
3	Malachi Aiken	JR-3	Maryland-Eastern Shore	15.33m	50' 3.5"	
	15.20 (2.0)	FOUL	FOUL	14.51 (-1.6)	14.81 (1.1)	15.33 (+0.0)
4	Justin Campbell	JR-3	Kennesaw State	15.14m	49' 8.25"	
	15.14 (2.1)	14.94 (0.6)	FOUL	PASS	PASS	PASS
4	Kelvin Campbell		Unattached	15.14m	49' 8.25"	
	FOUL	FOUL	15.14 (1.4)	FOUL	FOUL	FOUL
6	Charles McBride II	SR-4	Campbell	15.01m	49' 3"	
	FOUL	14.87 (-0.3)	15.01 (2.8)	14.83 (1.8)	PASS	PASS
7	AJ McKay	SO-2	Coastal Carolina	14.95m	49' 0.75"	
	14.95 (0.1)	14.08 (-1.2)	FOUL	PASS	PASS	PASS
8	Altan Mitchell	SR-4	Virginia Tech	14.58m	47' 10"	
	14.58 (0.1)	PASS	PASS	PASS	PASS	PASS
9	Ivan Poag	SO-2	UNCW	14.35m	47' 1"	
	FOUL	14.35 (1.2)	FOUL	13.90 (0.2)	FOUL	FOUL
10	David Olusanya	SR-4	Kennesaw State	14.29m	46' 10.75"	
	13.92 (-2.7)	14.29 (+0.0)	FOUL			
11	Nigel Katende	FR-1	FIU	14.19m	46' 6.75"	
	13.49 (0.4)	FOUL	14.19 (1.3)			
12	Aidan Clark	SR-4	Virginia Tech	14.15m	46' 5.25"	
	FOUL	FOUL	14.15 (0.9)			
13	Thomas White	JR-3	SC State	13.97m	45' 10"	
	13.95 (-0.4)	13.73 (-1.6)	13.97 (-1.2)			
14	Travis Harrison	FR-1	UNCW	13.72m	45' 0.25"	

PL	NAME	YEAR	TEAM	MARK	CONV
	FOUL FOUL	13.72 (1.1)			
15	Yoerick Bastardo	SO-2	UNCW	13.51m	44' 4"
		12.93 (-1.6) 12.89 (1.7) 13.51 (-0.6)			
16	Carlos Moore	FR-1	Bethune-Cookman	13.42m	44' 0.5"
	FOUL	13.07 (-1.0) 13.42 (0.3)			
17	Dion Murombe	SR-4	Little Rock	13.25m	43' 5.75"
		13.25 (-1.8) FOUL 13.18 (1.0)			
18	Donavan Latimer		Unattached	12.87m	42' 2.75"
	FOUL	12.50 (1.0) 12.87 (0.3)			
19	Bryson Robinson	SO-2	UNCW	12.33m	40' 5.5"
	FOUL	12.33 (0.9) FOUL			

### Men's Triple Jump Flight 1

PL	NAME	YEAR	TEAM	MARK
9	Ivan Poag	SO-2	UNCW	14.35m
10	David Olusanya	SR-4	Kennesaw State	14.29m
11	Nigel Katende	FR-1	FIU	14.19m
13	Thomas White	JR-3	SC State	13.97m
14	Travis Harrison	FR-1	UNCW	13.72m
15	Yoerick Bastardo	SO-2	UNCW	13.51m
16	Carlos Moore	FR-1	Bethune-Cookman	13.42m
18	Donavan Latimer		Unattached	12.87m
19	Bryson Robinson	SO-2	UNCW	12.33m

### Men's Triple Jump Flight 2

PL	NAME	YEAR	TEAM	MARK
1	Chidozie Kalu	FR-1	Virginia Tech	15.84m
2	Chauncey Chambers		Relentless TC	15.65m
3	Malachi Aiken	JR-3	Maryland-Eastern Shore	15.33m

PL	NAME	YEAR	TEAM	MARK
4	Justin Campbell	JR-3	Kennesaw State	15.14m
4	Kelvin Campbell		Unattached	15.14m
6	Charles McBride II	SR-4	Campbell	15.01m
7	AJ McKay	SO-2	Coastal Carolina	14.95m
8	Altan Mitchell	SR-4	Virginia Tech	14.58m
12	Aidan Clark	SR-4	Virginia Tech	14.15m
17	Dion Murombe	SR-4	Little Rock	13.25m

## Men's Shot Put

Top↑

PL	NAME	YEAR	TEAM	MARK	CONV	
1	Milton Ingraham	SR-4	Miami (Fla.)	18.08m	59' 4"	
	17.76	17.57	18.08	PASS	PASS	PASS
2	Jonathan Surdej	SR-4	Buffalo	17.79m	58' 4.5"	
	16.50	17.79	17.50	17.51	17.51	FOUL
3	Deandre Leith	SR-4	Columbia Int'l	17.17m * * * * * * * *	56' 4"	
	16.43	FOUL	16.81	FOUL	17.17	FOUL
4	Caleb Hartley	JR-3	Kennesaw State	17.00m	55' 9.25"	
	17.00	FOUL	FOUL	FOUL	FOUL	
5	Cameron Montgomery	FR-1	Columbia Int'l	16.20m * * * * * * * *	53' 1.75"	
	15.63	16.20	14.99	15.78	15.74	FOUL
6	Vincent Ugwoke	JR-3	South Florida	15.80m	51' 10"	
	15.80	15.77	FOUL	15.13	FOUL	15.35
7	Mitchell Ratley	SO-2	Kennesaw State	15.70m	51' 6.25"	
	14.74	15.43	FOUL	14.96	FOUL	15.70
8	Lonnie Marts		Unattached	15.40m	50' 6.25"	
	14.97	15.40	FOUL	13.67	15.02	15.37

PL	NAME	YEAR	TEAM	MARK	CONV	
9	Joshua Mulder		Jacksonville	15.15m	49' 8.5"	
	15.15	14.70	14.85	14.82	15.10	FOUL
10	Tyler Washington	SO-2	Bethune-Cookman	14.41m	47' 3.5"	
	14.41	14.28	14.23			
11	Antwon Brisbane	FR-1	Coastal Carolina	13.77m	45' 2.25"	
	13.77	13.52	13.76			
12	Joseph Rome	FR-1	Coastal Carolina	13.66m	44' 9.75"	
	13.34	13.28	13.66			
13	Darius Sylvester	Freshman	Unattached	13.43m	44' 0.75"	
	12.26	12.46	13.43			
14	Dallas Carraway	SR-4	SC State	12.99m	42' 7.5"	
	FOUL	12.99				
15	Isaiah Tavo	SO-2	FIU	12.82m	42' 0.75"	
	12.82	FOUL	FOUL			
16	Aidan Marsh	FR-1	South Florida	12.72m	41' 8.75"	
	12.72	FOUL	FOUL			
17	Jalen Franklin	FR-1	SC State	11.69m	38' 4.25"	
	10.45	11.69	11.37			
18	Kenton George	FR-1	SC State	11.06m	36' 3.5"	
	10.97	11.06	FOUL			
19	Deven Thomas	Freshman	Horizon Sunshine Academy	10.14m	33' 3.25"	
	9.45	8.58	10.14			
20	David Bent	Freshman	Horizon Sunshine Academy	7.11m	23' 4"	
	6.63	7.11	7.08			

## Men's Shot Put Flight 1

PL	NAME	YEAR	TEAM	MARK
8	Lonnie Marts		Unattached	15.40m
11	<a href="#">Antwon Brisbane</a>	FR-1	<a href="#">Coastal Carolina</a>	13.77m
13	<a href="#">Darius Sylvester</a>	Freshman	Unattached	13.43m
14	<a href="#">Dallas Carraway</a>	SR-4	<a href="#">SC State</a>	12.99m
15	<a href="#">Isaiah Tavo</a>	SO-2	<a href="#">FIU</a>	12.82m
17	<a href="#">Jalen Franklin</a>	FR-1	<a href="#">SC State</a>	11.69m
18	<a href="#">Kenton George</a>	FR-1	<a href="#">SC State</a>	11.06m
19	Deven Thomas	Freshman	Horizon Sunshine Academy	10.14m
20	David Bent	Freshman	Horizon Sunshine Academy	7.11m

## Men's Shot Put Flight 2

PL	NAME	YEAR	TEAM	MARK
1	<a href="#">Milton Ingraham</a>	SR-4	<a href="#">Miami (Fla.)</a>	18.08m
2	<a href="#">Jonathan Surdej</a>	SR-4	<a href="#">Buffalo</a>	17.79m
3	<a href="#">Deandre Leith</a>	SR-4	<a href="#">Columbia Int'l</a>	17.17m * * * ↗
4	<a href="#">Caleb Hartley</a>	JR-3	<a href="#">Kennesaw State</a>	17.00m
5	<a href="#">Cameron Montgomery</a>	FR-1	<a href="#">Columbia Int'l</a>	16.20m * * * ↗
6	<a href="#">Vincent Ugwoke</a>	JR-3	<a href="#">South Florida</a>	15.80m
7	<a href="#">Mitchell Ratley</a>	SO-2	<a href="#">Kennesaw State</a>	15.70m
9	<a href="#">Joshua Mulder</a>		<a href="#">Jacksonville</a>	15.15m
10	<a href="#">Tyler Washington</a>	SO-2	<a href="#">Bethune-Cookman</a>	14.41m
12	<a href="#">Joesph Rome</a>	FR-1	<a href="#">Coastal Carolina</a>	13.66m
16	<a href="#">Aidan Marsh</a>	FR-1	<a href="#">South Florida</a>	12.72m

## Men's Discus

Top↑

PL	NAME	YEAR	TEAM	MARK	CONV	
1	<a href="#">Milton Ingraham</a>	SR-4	<a href="#">Miami (Fla.)</a>	61.66m	202' 3"	
	58.27	FOUL	59.81	60.12	61.66	60.11

PL	NAME	YEAR	TEAM	MARK	CONV	
2	Vincent Ugwoke	JR-3	South Florida	61.44m	201' 7"	
	54.22	56.85	55.56	55.55	61.44	56.45
3	Anthony Harrison	SR-4	Kennesaw State	56.07m	183' 11"	
	FOUL	51.39	56.07	52.65	50.64	50.80
4	Dexter Ratliff	SR-4	SC State	54.73m	179' 7"	
	52.49	FOUL	FOUL	FOUL	50.74	54.73
5	Solomon Ghosh	SR-4	Citadel	52.66m	172' 9"	
	50.10	FOUL	50.83	52.04	52.66	49.78
6	Isaiah Tavo	SO-2	FIU	51.11m	167' 8"	
	51.11	50.93	FOUL	FOUL	FOUL	51.09
7	Heath Vernor	FR-1	Miami (Fla.)	50.95m	167' 2"	
	47.32	47.95	FOUL	FOUL	FOUL	50.95
8	Deandre Leith	SR-4	Columbia Int'l	48.57m * * 	159' 4"	
	43.30	48.57	FOUL	48.01	45.89	FOUL
9	Quinn Smith	SR-4	Buffalo	47.88m	157' 1"	
	FOUL	FOUL	46.12	47.88	FOUL	47.51
10	Preston Loggins	SO-2	Florida A&M	45.09m	147' 11"	
	44.19	45.09	44.08			
11	Mitchell Ratley	SO-2	Kennesaw State	44.90m	147' 4"	
	44.90	FOUL	40.93			
12	Will Trembly	SO-2	Buffalo	44.80m	147' 0"	
	44.33	FOUL	44.80			
13	Ahmari Avin	FR-1	Florida State	43.84m	143' 10"	
	43.17	43.81	43.84			
14	Aidan Marsh	FR-1	South Florida	43.21m	141' 9"	

PL	NAME	YEAR	TEAM	MARK	CONV
	43.21	42.27	42.40		
15	Ryan Driscoll	FR-1	Florida State	42.99m	141' 0"
	FOUL	FOUL	42.99		
16	Dequan Rowland	JR-3	FIU	40.97m	134' 5"
	38.90	FOUL	40.97		
17	Dallas Carraway	SR-4	SC State	38.82m	127' 4"
	38.82	FOUL	38.30		
18	Darius Sylvester	Freshman	Unattached	37.97m	124' 7"
	36.79	FOUL	37.97		
19	Ryan Hunt	SR-4	UNCW	36.82m	120' 10"
	34.40	36.82	FOUL		
20	Jalen Franklin	FR-1	SC State	31.72m	104' 1"
	FOUL	FOUL	31.72		
21	Jordan Fick	JR-3	Kennesaw State	31.62m	103' 9"
	28.69	29.63	31.62		
22	Kenton George	FR-1	SC State	28.66m	94' 0"
	28.66	FOUL	27.59		
	Martin Hare Jr.	FR-1	SC State	FOUL	NM
	FOUL	FOUL	FOUL		
	David Bent	Freshman	Horizon Sunshine Academy	FOUL	NM
	FOUL	FOUL	PASS		

### Men's Discus Flight 1

PL	NAME	YEAR	TEAM	MARK
10	Preston Loggins	SO-2	Florida A&M	45.09m
15	Ryan Driscoll	FR-1	Florida State	42.99m

PL	NAME	YEAR	TEAM	MARK
16	Dequan Rowland	JR-3	FIU	40.97m
17	Dallas Carraway	SR-4	SC State	38.82m
18	Darius Sylvester	Freshman	Unattached	37.97m
19	Ryan Hunt	SR-4	UNCW	36.82m
20	Jalen Franklin	FR-1	SC State	31.72m
21	Jordan Fick	JR-3	Kennesaw State	31.62m
22	Kenton George	FR-1	SC State	28.66m
	Martin Hare Jr.	FR-1	SC State	FOUL
	David Bent	Freshman	Horizon Sunshine Academy	FOUL

### Men's Discus Flight 2

PL	NAME	YEAR	TEAM	MARK
1	Milton Ingraham	SR-4	Miami (Fla.)	61.66m
2	Vincent Ugwoke	JR-3	South Florida	61.44m
3	Anthony Harrison	SR-4	Kennesaw State	56.07m
4	Dexter Ratliff	SR-4	SC State	54.73m
5	Solomon Ghosh	SR-4	Citadel	52.66m
6	Isaiah Tavo	SO-2	FIU	51.11m
7	Heath Vernor	FR-1	Miami (Fla.)	50.95m
8	Deandre Leith	SR-4	Columbia Int'l	48.57m * * 🇺🇸
9	Quinn Smith	SR-4	Buffalo	47.88m
11	Mitchell Ratley	SO-2	Kennesaw State	44.90m
12	Will Trembly	SO-2	Buffalo	44.80m
13	Ahmari Avin	FR-1	Florida State	43.84m
14	Aidan Marsh	FR-1	South Florida	43.21m

### Men's Hammer

Top↑

PL	NAME	YEAR	TEAM	MARK	CONV
1	Isaiah Rogers	8	Unattached	67.67m	222' 0"



PL	NAME	YEAR	TEAM	MARK	CONV
	65.36 67.67	FOUL 65.84	66.02	PASS	
2	<a href="#">Kyle Brown</a>	Senior	Unattached	66.32m	217' 7"
	FOUL 64.14	66.02 65.14	64.52 66.32		
3	<a href="#">Kyle Moison</a>	Senior	Unattached	64.53m	211' 8"
	64.53 61.37	FOUL 61.26	FOUL 63.72		
4	<a href="#">Zachary Peterson</a>	SR-4	<a href="#">Kennesaw State</a>	60.36m	198' 0"
	59.44 FOUL	FOUL FOUL	60.36 59.44		
5	<a href="#">Caleb Nickens</a>	SR-4	<a href="#">Buffalo</a>	59.12m	193' 11"
	57.47 59.09	55.00 59.12	FOUL		
6	<a href="#">Heath Vernor</a>	FR-1	<a href="#">Miami (Fla.)</a>	55.13m	180' 10"
	52.27 54.54	FOUL FOUL	55.13 FOUL		
7	<a href="#">Caleb Hartley</a>	JR-3	<a href="#">Kennesaw State</a>	49.64m	162' 10"
	49.64	PASS PASS	PASS		
8	<a href="#">Solomon Ghosh</a>	SR-4	<a href="#">Citadel</a>	48.91m	160' 5"
	46.37 48.75	46.91 46.64	48.91 FOUL		
9	<a href="#">Antwon Brisbane</a>	FR-1	<a href="#">Coastal Carolina</a>	46.35m	152' 1"
	44.98 43.05	FOUL 45.47	46.35 FOUL		
10	<a href="#">Cody Menke</a>	FR-1	<a href="#">FIU</a>	42.74m	140' 3"
	41.47 42.74	FOUL			
11	<a href="#">Rob Carter</a>	Sophomore	Unattached	42.73m	140' 2"
	42.70 FOUL	42.73			
12	<a href="#">Killian Oberhue</a>	SO-2	<a href="#">Coastal Carolina</a>	41.63m	136' 7"
	41.27 41.44	41.63			
13	<a href="#">Dexter Ratliff</a>	SR-4	<a href="#">SC State</a>	41.00m	134' 6"
	FOUL FOUL	41.00			

## Men's Javelin

Top↑

PL	NAME	YEAR	TEAM	MARK	CONV
1	Quinn Broderick	FR-1	UNCW	62.05m	203' 7"
	62.05	58.21	58.32	FOUL	56.44
2	Quann Shears	SR-4	Kennesaw State	60.92m	199' 10"
	54.49	55.16	FOUL	60.92	56.07 FOUL
3	Aidan Boyd	SO-2	Kennesaw State	60.75m	199' 4"
	59.92	60.75	60.65	FOUL	58.89 FOUL
4	Reece Burton	SR-4	Kennesaw State	60.37m	198' 1"
	52.82	60.37	57.50	55.49	59.47 FOUL
5	Rob Carter	Sophomore	Unattached	57.32m	188' 1"
	57.32	57.12	FOUL	FOUL	FOUL 55.30
6	Edouard Lavoie-Beaulieu	Freshman	Sherbrooke	56.33m	184' 10"
	56.33	54.69	53.32	PASS	PASS PASS
7	Matthew Remondet	JR-3	Tulane	51.49m	168' 11"
	49.30	49.75	49.99	51.49	50.70 50.36
8	David Mancini	Junior	Sherbrooke	50.45m	165' 6"
	FOUL	49.40	47.91	47.10	47.71 50.45
9	Quentin Williams	SR-4	Florida A&M	47.66m	156' 4"
	45.17	43.99	47.66	43.52	PASS PASS
10	Devin Barnett	SO-2	Kennesaw State	46.84m	153' 8"
	43.88	46.84	44.02		
11	Jace Brandt	FR-1	Coastal Carolina	45.51m	149' 4"
	38.27	44.10	45.51		
12	Keondre Dickson	SO-2	SC State	44.90m	147' 4"
	38.48	44.90	FOUL		



Copyright © 2024 DirectAthletics, Inc.

Generated 2024-04-28 09:25:03