



# NCAA OFFICIAL SCORING SUMMARY



**FLORIDA STATE**

vs.

**NOTRE DAME**

Visitors

Home

Date JAN. 1, 1996 Site ORANGE BOWL STADIUM Attendance 72,198  
Miami, Florida

Score by Quarters	1	2	3	4	OT	Final
Florida State University	7	7	0	17		31
University of Notre Dame	10	0	7	9		26

ND -- Derrick Mayes, 39-yard pass from Tom Krug 8:27 1st Quarter  
(Scott Cengia kick)  
SCORING DRIVE: 50 yards, 5 plays, 1:55

FSU -- Andre Cooper, 15-yard pass from Dan 6:08 1st Quarter  
Kanell (Scott Bentley kick)  
SCORING DRIVE: 81 yards, 7 plays, 2:19

ND -- Scott Cengia 20-yard FG 0:02 1st Quarter  
SCORING DRIVE: 62 yards, 14 plays, 6:06

FSU -- Andre Cooper, 10-yard pass from Dan 2:30 2nd Quarter  
Kanell (Scott Bentley kick)  
SCORING DRIVE: 59 yards, 10 plays, 4:44

ND -- Derrick Mayes, 33-yard pass from Tom Krug 8:04 3rd Quarter  
(Scott Cengia kick)  
SCORING DRIVE: 55 yards, 10 plays, 4:58

D -- Safety, Dan Kanell steps out of 13:44 4th Quarter  
bounds in back of end zone

ND -- Pete Chryplewicz, 5-yard pass from Tom 11:43 4th Quarter  
Krug (Scott Cengia kick)  
SCORING DRIVE: 63 yards, 5 plays, 2:01

FSU -- E.G. Green, 11-yard pass from Dan Kanell 9:47 4th Quarter  
(Scott Bentley kick)  
SCORING DRIVE: 73 yards, 5 plays, 1:56

FSU -- Andre Cooper, 3-yard pass from Dan 6:09 4th Quarter  
Kanell (Andre Cooper, pass from Dan Kanell)  
SCORING DRIVE: 30 yards, 6 plays, 1:39

FSU -- Safety, Tom Krug penalty intentionally 2:02 4th Quarter  
grounding in end zone


MOST VALUABLE PLAYERS: FLORIDA STATE: Andre Cooper  
NOTRE DAME: Derrick Mayes

of Game: Kickoff 8:21 PM End of Game 12:02 AM Total Elapsed Time 3:41

Officials: Referee: Jimmy Harper; Umpire: Roy Waters; Linesman: Ray Moon; Line Judge: Tommy Lorino;  
Side Judge: Don Shanks; Field Judge: Nick Buoni; Back Judge: Harold Mitchell

Temperature: 79° Wind: S 5 MPH Weather: Cloudy, 85% Humidity

# NCAA FINAL TEAM STATISTICS



**First Downs** .....  
     Rushing .....  
     Passing .....  
     Penalty .....  
**Rushing Attempts** .....  
**Yards Gained Rushing** .....  
**Yards Lost Rushing** .....  
**Net Yards Rushing** .....  
**Net Yards Passing** .....  
     Passes Attempted .....  
     Passes Completed .....  
     Had Intercepted .....  
**Total Offensive Plays** .....  
**Total Net Yards** .....  
     Average Gain Per Play .....  
**Fumbles: Number—Lost** .....  
**Penalties: Number—Yards** .....  
**Number of Punts—Yards** .....  
     Average Per Punt .....  
**Punt Returns: Number—Yards** .....  
**Kickoff Returns: Number—Yards** .....  
**Interception Returns: Number—Yards** .....  
**Fumble Returns: Number—Yards** .....  
**Possession Time** .....  
**Third-Down Conversions** .....  
**Fourth-Down Conversions** .....  
**Sacks By: Number—Yards** .....

NOTRE DAME
Home
157
11
5
1
45
297
41
256
169
26
15
1
71
425
6.0
2 - 1
7 - 55
5 - 212
42.4
2 - 21
5 - 110
2 - 14
0 - 0
31:47
7 of 16
2 of 2
3 - 24

FLORIDA STATE
Visitor
26
10
16
0
37
221
33
188
290
33
20
2
70
478
6.8
1 - 0
7 - 59
3 - 132
44.0
3 - 52
6 - 78
1 - 8
0 - 0
28:13
6 of 13
1 of 2
1 - 11

# NCAA FINAL INDIVIDUAL STATISTICS

## NOTRE DAME

Home

### Rushing

Att. Gain Lost Net TD Long

DENSON	11	77	10	67		48
EDWARDS	14	61	6	55		28
THORNE	1	4		4		4
FARMER	7	95	2	93		21
KRUG	11	60	15	45		15
SOLLMAN	1		8	(-8)		(-8)
Totals	45	297	41	256		48

### Passing

Att.-Comp.-Int. Yards TD Long Sacks

KRUG	24	14	1	140	3	39	1
SMITH	1	1	0	29		29	
EDWARDS	1	0	0	0		0	
Totals	26	15	1	169	3	39	1

### Pass Receiving

No. Yards TD Long

MAYES	6	96	2	39
STAFFORD	2	14		9
MOSLEY	1	13		13
CHRYPLEWICZ	3	18	1	10
FARMER	1	3		3
EDWARDS	2	25		29
Totals	15	169	3	39

### Punting

No. Yds. Avg. Long

SMITH	5	212	42.4	46
Totals	5	212	42.4	46

### Field Goals

CENGIA	35 - (20)
--------	-----------

(After player's name list distances of each attempt and circle FGs Made, e.g., 46- (23) -35)

Punts

Kickoffs

Int. Passes

### All Returns\*

No. Yds. LP No. Yds. LP No. Yds. LP

MAYES	2	21	14						
ROSSUM				2	43	27			
MOSLEY				3	67	24			
WOODEN							1	6	6
COVINGTON							1	8	8
Totals	2	21	14	5	110	27	2	14	8

## FLORIDA STATE

Visitor

### Rushing

Att. Gain Lost Net TD Long

DINN	22	154	3	151		36
WILLIAMS	2	7		7		4
PRESTON	6	58	3	55		23
ABDULLAH	2	2		2		2
KANELL	5		27	(-27)		(-1)
Totals	37	221	33	188		36

### Passing

Att.-Comp.-Int. Yards TD Long Sacks

KANELL	32	20	2	290	4	29	3
DINN	1	0	0	0		0	
Totals	33	20	2	290	4	29	3

### Pass Receiving

No. Yards TD Long

MESSAM	6	103		24
WILLIAMS	2	17		13
GREEN, E	5	99	1	29
COOPER	4	38	3	15
ABDULLAH	1	14		14
DINN	2	19		10
Totals	20	290	4	29

### Punting

No. Yds. Avg. Long

LISS	3	132	44.0	54
Totals	3	132	44.0	54

### Field Goals

BENTLEY	42 -
---------	------

(After player's name list distances of each attempt and circle FGs Made, e.g., 46- (23) -35)

Punts


Kickoffs

Int. Passes

### All Returns\*

No. Yds. LP No. Yds. LP No. Yds. LP

FEASTER	3	52	41	1	25	25			
DOGAN				1	(-1)	(-1)			
PRESTON				3	37	22			
HAMLET							1	8	8
DINN				1	17	17			
Totals	3	52	41	6	78	25	1	8	8



SIXTY-SECOND ANNUAL FEDERAL EXPRESS ORANGE BOWL  
8:00 P.M. • JANUARY 1, 1996 • MIAMI, FLORIDA  
FLORIDA STATE UNIVERSITY vs UNIVERSITY OF NOTRE DAME  
FIRST QUARTER

Florida State wins coin toss and defers to 2nd half. Notre Dame will receive and

Florida State will defend the East Goal.

Bentley kicks off to Rossum 2 yards deep, returned to 16 (Szunders)

NOTRE DAME (15:00)

1-10-16N Denson right side for 48 (Capers)

FDR 1

1-10-36F Edwards up the middle for 28 (Rolle)

FDR 2

1-G-8 Denson right side for 2 (Rebol)

2-G-6 Denson slips for loss of 1

Timeout FSU (12:40)

3-G-7 Krug sacked for loss of 11 (Rebol)

4-G-18 Cengia attempts 35 yd Field Goal - WIDE

FLORIDA STATE (11:58)

1-10-20F ILLEGAL MOTION FSU 5 - yards

1-15-15 Dunn wide left for loss 1 (Wynn)

2-16-14 Williams right side for 4 (Grasmanis)

3-12-18 Kanell pass to Messam for 22 (Edison)

fdr 1

1-10-40 Kanell pass incomplete

2-10-40 Kanell pass intercepted by Wooden at the 44N, ret to 50 6 yd ret. (Harrell)

NOTRE DAME (10:22)

1-10-50 Krug pass incomplete for Denson

2-10-50 Krug scrambles up the middle for 15 (Hamlet)

FDR 3

1-10-35F Krug pass to Mayes 2 (Hammond)

ILLEGAL BLOCK- Notre Dame - 10 yds

1-18-43 Edwards right side for 1 (Coward)

2-17-42 Krug keeper right side for 3 (Bush)

3-14-39 Krug pass to Mayes for 39 & TD

(8:27)

FDR 4

Cengia PAT - KICK GOOD

NOTRE DAME 7

5 plays - 50 yards - 1:55

FLORIDA STATE 0

Cengia kicks off to Dugans at the 20, returned to the 19 for -1 (Wagasy/Babey)

FLORIDA STATE (8:27)

1-10-19F Kanell pass to Williams for 13 (Cobbins)

fdr 2

1-10-32 Dunn left side for 7

2-3-39 Dunn wide right for 7

fdr 3

1-10-46 Dunn right side for 23 (Moore)

fdr 4

1-10-31N Kanell pass to Green 16 (Wooden)

fdr 5

1-10-15 Dunn pass for Cooper incomplete

2-10-15 Kanell pass to Cooper for 15 & TD

(6:08)

fdr 6

Bentley attempts PAT - Kick - GOOD

Notre Dame 7

7 plays - 81 yds - 2:19

Florida State 7

Bentley kicks off to Rossum at the 9, returned to the 36 (Edwards)

27 yd return

NOTRE DAME (6:08)

1-10-36N Edwards right side for 1 (Pittman)

2-9-37 Edwards up the middle for 13 (Capers)

FDR 5

1-10-50 Krug pass to Mayes for 7 (Capers)

2-3-43F Thorne right side for 4 (Spires)

FDR 6

1-10-39 Denson right side for 3 (Spain)

2-7-36 Krug pass to Mayes incomplete

3-7-36 Krug pass to Stafford for 9 (Rolle)

FDR 7

1-10-27 Edwards wide right for 5 (Crockett)

TIMEOUT FSU (2:22)

2-5-22 Denson right side for 1 (Rebol)

3-4-21 Krug pass to Mosley for 13 (Rolle)

FDR 8

1-G-8 Denson wide right loss of 6 (Rolle)

2-G-14 Krug pass to Chryplewicz for 10 (Hamlet)

3-G-4 Krug keeper left side for 2 (Hamlet)


4-G-2 Cengia attempts 20 yd Field Goal - GOOD - Hit left upright and falls through :02

14 plays - 62 yards - 6:06

NOTRE DAME 10

FLORIDA STATE 7

Cengia kicks off to Preston at the 4, downed



SIXTY-SECOND ANNUAL FEDERAL EXPRESS ORANGE BOWL  
8:00 P.M. • JANUARY 1, 1996 • MIAMI, FLORIDA  
FLORIDA STATE UNIVERSITY vs UNIVERSITY OF NOTRE DAME

SECOND QUARTER

FLORIDA STATE (15:00)

1-10-4F Preston up the middle for 4 (Grasmanis)  
2-6-8 Preston right side for 4 (Bennett)  
3-2-12 Kanell sacked for loss of 3 (Wynn)  
4-5-9 Liss punts to Mayes at the 48, returned to the EZ 52 yd return  
BLOCK IN THE BACK - ND 10 yds 7 yd return

NOTRE DAME (12:58)

1-10-45N Farmer left side for no gain (Royce)  
2-10-45 Krugpass to Farmer for 3 yds (Hamlet)  
3-7-48 Krug pass incomplete  
4-7-48 Smith punts to Feaster at the 7, returned to the 18 (Berry) 45 yd punt  
FLORIDA STATE (11:20) 11 yd ret

fdr 7  
fdr 8

1-10-18F Kanell pass to Messam for 21 (Moore)  
1-10-39 Dunn wide left for 36 (Magee)  
1-10-25N Kanell pass for Green knocked down (Wooden)  
2-10-25 Dunn wide left for 3 (Wooden)  
3-7-22 Kanell back to pass sacked for loss of 13 (McLaughlin)  
4-20-35 Liss punts to - end the End Zone 35 yd punt

NOTRE DAME (8:41)

1-10-20N Edwards right side for 1 (Spires)  
2-21 Denson wide right for 5 (Pittman)  
3-26 Denson hit behind the line for loss of 3 (Green)  
4-23 Smith punts to Feaster, fair catch at the 42F 36 yd punt  
FLORIDA STATE (7:14)

fdr 9  
fdr 10

fdr 11

fdr 12

NOTRE DAME 10

FLORIDA STATE 14

(Humphrey)

10 plays 59 yards - 4:44  
Bentley kicks off to Mosley at the 2, returned to the 24

NOTRE DAME (2:30)

0-24N Krug pass incomplete (Boulware)  
0-24 Edwards right side for 6 (Colzie)  
-30 ILLEGAL PROCEDURE ND - 5 yards  
-25 Krug pass to Stafford 10 (Rebol)  
ILLEGAL BLOCK ND - 10 yds

4-20 Krug scrambles wide right for 1 (Rebol)  
3-21 Smith punts to - Smith pass to Edwards for 29 (Crawford)  
0-50 Krug scrambles wide left out of bounds (Capers)  
0-39F Krug pass incomplete at the goal line (Hammond/Capers) TO ND (11)  
0-39 Krug pass intercepted at the 7 by Hamlet, returned to the 15 - 8 yd return (Stafford)

FDP 9  
FDR 10

FLORIDA STATE (0:01)

1-10-8F Kanell downs ball at the 6 - loss of 2

# NCAA QUICKIE STATISTICS

First Quarter

Half

Third Quarter

Final

(Circle One)



Score .....  
 First Downs .....  
 Rushes—Yardage (Net) .....  
 Passing Yardage (Net) .....  
 Passes—Att.-Comp.-Int. ....  
 Total Offense Plays—Yards. ....  
 Fumble Returns—Yards .....  
 Punt Returns—Yards .....  
 Kickoff Returns—Yards .....  
 Interception Returns—Yards .....  
 Punts (Number-Average) .....  
 Fumbles—Lost .....  
 Penalties—Yards .....  
 Possession Time .....

NOTRE DAME				
Home				
10				
10				
23 - 129				
117				
15 - 9 - 1				
38 - 246				
0 - 0				
1 - 7				
3 - 65				
1 - 6				
2 - 40.5				
0 - 0				
4 - 35				
16:36				

FLORIDA STATE				
Visitor				
14				
12				
16 - 94				
133				
15 - 9 - 1				
31 - 227				
0 - 0				
1 - 11				
2 - (-1)				
1 - 8				
2 - 39.0				
0 - 0				
3 - 24				
13:24				

## INDIVIDUAL LEADERS

### NOTRE DAME

Home

Rushing	Att.	Net Yards	TD	Long
DENSON	8	49		48
EDWARDS	7	55		28
THORNE	1	4		4
KRUG	6	21		15

Passing	Att.-Comp.-Int.	Yards	TD	Long
KRUG	14-8-1	88	1	39
SMITH	1-1-0	29		29

Pass Receiving	No.	Yards	TD	Long
MAYES	3	48	1	39
STAFFORD	2	14		9
EDWARDS	1	29		29

Punting	No.	Avg.	Long
SMITH	2	40.5	45

### FLORIDA STATE


Visitor

Rushing	Att.	Net Yards	TD	Long
DUNN	9	98		36
PRESTON	2	8		4
WILLIAMS	1	4		4
KANELL	3	-18		-2

Passing	Att.-Comp.-Int.	Yards	TD	Long
KANELL	14-9-1	133	2	22
DUNN	1-0-0	0	0	0

Pass Receiving	No.	Yards	TD	Long
MESSAM	4	65		22
COOPER	2	25	2	15
GREEN, E	1	16		16

Punting	No.	Avg.	Long
LISS	2	39.0	43



SIXTY-SECOND ANNUAL FEDERAL EXPRESS ORANGE BOWL  
8:00 P.M. • JANUARY 1, 1996 • MIAMI, FLORIDA  
FLORIDA STATE UNIVERSITY vs UNIVERSITY OF NOTRE DAME

THIRD QUARTER

Florida State will receive, Notre Dame will defend the East Goal.

Cengia kicks off to Preston at the 4, returned to the 19 (Monahan)

FLORIDA STATE (15:00)

1-10-19F Kanell pass to Williams 4 (Berry)

2-6-23 Dunn left side for 4 (Wynn)

3-2-27 Dunn wide left for 34 (Moore)

fdr 13

HOLDING FSU - 10 yards

3-12-18 Preston hit behind the line for loss of 3 (Grasmanis)

4-15-15 Liss punts to Mayes at the 31, ret to the 45N 54 ydpunt (Crowe)  
14 yd ret

NOTRE DAME (13:02)

1-10-45N Denson left side for 5 (Wilson)

2-5-50 Edwards left side for 1 (Roye)

4-4-49F Denson wide left for 6 (Hamlet)

FDR 11

1-10-43F Krug pass to Mayes for 14

HOLDING NOTRE DAME - 10 yards

1-15-48 Krug pass to Edwards for loss of 4 (Crockett)

2-19-48N Krug sacked for loss of 9 (Boulware)

HOLDING FSU - 10 yards

3-9-42F Denson right side for 7 (Hamlet)

2-2-35 Krug bobbles snap loss of 1

1-3-36 Krug keeper left side for 4 (Rebol)

FDR 12

1-10-32 Krug pass incomplete for Mosley

1-10-32 Edwards right side for loss of 1 (Bush) (Tipped by Rolle FSU)

1-11-33 Krug pass to Mayes in End Zone for 33 & TD (8:04)

Cengia PAT - KICK - GOOD

NOTRE DAME 17

10 plays- 55 yds - 4:58

FLORIDA STATE 14

Cengia kicks off to Preston at the 3, returned to the 25 (Babey) 22 yd return

FLORIDA STATE (8:04)

1-10-25F Kanell pass to Cooper for 10

fdp 14

1-10-35 Kanell pass to Dunn for 10 (Wooden)

fdp 15

1-10-45 Kanell pass to Messam for 14 (Covington)

fdp 16)

1-10-41N Kanell pass intercepted by Covington at the 18, ret to the 26 for 8

FDPE 13

ILLEGAL BLOCK - 10 yds FLS

NOTRE DAME (6:48)

1-10-36N Edwards wide left for loss of 3 (Green)

1-13-33 Sollmann fumbles on reverse for loss of 8

1-21-25 Krug keeper for 11 (Colzie)

1-10-36 Smith punts to Feaster, Fair Catch, fumbles, recovers at the 18 46 yd punt

FLORIDA STATE (4:21)

1-10-18F Dunn wide left for loss of 1 (Hammond)

2-11-17 Kanell pass incomplete for Green

3-11-17 Kanell screenpass to Dunn for -7 (Cobbins)

FACE MASK PENALTY - ND 5 yds

3-6-22 Kanell pass to Green for 29 (McKenna)

fdp 17

1-10-49N Preston wide right for 23 (Rossum)

fdr 18

1-10-26 Kanell pass for Cooper incomplete

2-10-26 Kanell sacked for loss of 8 (Rossum) Timeout FSU (1:52)

3-18-34 Kanell pass to Dunn for 9 (Moore)

4-9-25 Bentley attempts 42 Field Goal - Wide left

Timeout (1:40)

NOTRE DAME (1:40)

1-10-25N Farmer left side for 14 (Colzie)

FDR 14

1-10-39 Edwards up the middle for 4 (Marion)

1-6-43 Krug pass to Mayes dropped

1-6-43 Krug pass to Mayes for 10 (Boulware)

FDP 15

FOURTH QUARTER

NOTRE DAME (15:00)

1-10-47F Krug pass to Mayes incomplete (Capers)  
 2-10-47 Farmer right side 2 (Wadsworth)  
 3-8-45 Krug long incomplete pass  
 4-8-45 Smith punts to - downed by ND on the 1 44 yard kick  
 FLORIDA STATE (13:52) (13:44)  
 1-10-1F Kanell back to pass steps out of End Zone for -1 & Safety Notre Dame 19  
 Fla State 14

Florida State kicks from the 20 (Free Kick) to Mosley at the 16, ret to the 37 21 yd ret.  
 NOTRE DAME (13:44) Battles)

1-10-37N Farmer wide right for 7 (Key)  
 2-3-44 Edwards right side for 1 (Spies)  
 3-3-45 Farmer left side for 51 yards (Rolle) Timeout Fla St (12:22) FDR 1  
 1-G-4F Edwards left side for loss of 1 (Battles)  
 2-G-5 Krug pass to Chryple wicz for 5 & TD (11:43)  
 Gengia PAT - KICK - GOOD NOTRE DAME 26  
 5 plays - 63 yds - 2:01 FLORIDA STATE 14

OFFSIDES FSU - 15 yards, assessed on kickoff  
 Gengia kicks off from the 40 to Feaster at the 2, returned to the 27 (Howard)

FLORIDA STATE (11:43)  
 1-10-27F Dunn left side for 15 (Moore) fdr 1  
 1-10-42 Dunn wide left for 2 (Covington)  
 2-8-44 Kanell pass to Messam for 24 yds (Moore) fdr 2  
 1-10-32N Kanell pass to Green for 21 (Magee) TIMEOUT FSU (9:51) fdr 2  
 1-10-11 Kanell pass to Green for 11 & TD (9:47) fdr 2  
 Bentley PAT - Kick - GOOD  
 5 plays - 73 yards - 1:56

Bentley kicks off to Mosley at the Goal Line, returned to 24 (Capers)  
 NOTRE DAME (9:47)

1-10-24N Farmer left side, slips for loss of 2  
 2-12-22 Edwards pass incomplete  
 3-12-22 DEADBALL FOUL- ILLEGAL PROCEDURE ND 5 yards  
 3-17-17 Krug scrambles wide left for 13 (Wadsworth)  
 4-4-30 Smith punts to Feaster at the 29, returned to the 30 (Smith) 41 yd punt  
 FLORIDA STATE (7:48) 41 yd return  
 1-10-30N Dunn left side for 3 (Wynn)  
 2-7-27 Dunn wide left for 2 (Tatum)  
 3-5-25 Kanell incomplete  
 4-5-25 Kanell pass to Green for 22 (McKenna) fdr 2  
 1-G-3 Abdullah right side for no gain (McKenna)  
 2-G-3 Kanell pass to Cooper for 3 & TD (6:09)  
 PAT - Kanell pass to Cooper for 2 points NOTRE DAME 26  
 6 plays - 30 yards - 1:39 FLA STATE 29

Bentley kicks off to - out of the End Zone

NOTRE DAME (6:09)  
 1-10-20N Krug pass to Chryplewicz for 3 (Crockett)  
 2-7-23 Farmer wide right for 21 (Key) FDR 1  
 1-10-44 Edwards left side, fumbles rec by Crockett of FSU at the 43N loss of 1 for Edwards  
 FLORIDA STATE (5:15)  
 1-10-43N Kanell long pass overthrown  
 2-10-43 Dunn wide left for 9 (Cobbins)  
 3-2-34 Preston up the middle for 4 (Minor) fdr 24  
 1-10-30 Preston wide left for 23 (Cobbins) fdr 25

1-G-7 Williams right side for 3 (Wynn)  
 2-G-4 Kanell pass for Cooper incomplete (Rossu m)  
 3-G-4 Dunn left side for 1 (Cobbins) TIMEOUT ND (2:12)  
 4-G-3 Kanell pass to Cooper dropped in End Zone

NOTRE DAME (2:06)  
 1-10-3N Krug pass incomplete (Wilson) FLA STATE 31  
 INTENTIONAL GROUNDING IN END ZONE FOR SAFETY (2:02) NOTRE DAME 26

FREE KICK FROM THE ND 20 - Smith kicks to Dunn at the 4, returned to 21 17 yd  
 FLORIDA STATE (2:02)  
 1-10-21F Dunn up the middle for 16 (Moore) fdr 26  
 1-10-37 Dunn up the middle for no gain (McLaughlin)  
 2-10-37 Dunn wide right for 2 (McLaughlin) TIMEOUT ND (1:33)  
 3-8-39 Dunn right side for loss of 1 (Cobbins)



# NCAA QUICKIE STATISTICS

First Quarter

Half

Third Quarter

Final

(Circle One)



Score .....  
 First Downs .....  
 Rushes—Yardage (Net) .....  
 Passing Yardage (Net) .....  
 Passes—Att.-Comp.-Int. ....  
 Total Offense Plays—Yards. ....  
 Fumble Returns—Yards .....  
 Punt Returns—Yards .....  
 Kickoff Returns—Yards .....  
 Interception Returns—Yards .....  
 Punts (Number-Average) .....  
 Fumbles—Lost .....  
 Penalties—Yards .....  
 Possession Time .....

NOTRE DAME	
Home	
26	
17	
45	256
169	
26	15-1
71	425
0	0
2	21
5	110
2	14
5	42.4
2	1
7	55
31	47

FLORIDA STATE	
Visitor	
31	
26	
37	188
290	
33	20-2
70	478
0	0
3	52
6	78
1	8
3	44.0
1	0
7	59
28	13

## INDIVIDUAL LEADERS

### NOTRE DAME

Home

Rushing	Att.	Net Yards	TD	Long
DENSON	11	67		48
EDWARDS	14	55		28
FARMER	7	93		21
KRUG	11	45		15

Passing	Att.-Comp.-Int.	Yards	TD	Long
KRUG	24-14-1	140	3	39
SMITH	1-1-0	29		29

Pass Receiving	No.	Yards	TD	Long
MAYES	6	96	2	39
CHRYMIEWICZ	3	18	1	10
EDWARDS	2	25		29

Punting	No.	Avg.	Long
SMITH	5	42.4	46

### FLORIDA STATE

Visitor

Rushing	Att.	Net Yards	TD	Long
DUNN	22	151		36
PRESTON	6	55		23
KANELL	5	(-27)		(-1)
WILLIAMS	2	7		4

Passing	Att.-Comp.-Int.	Yards	TD	Long
KANELL	32-20-2	290	4	29
DUNN	1-0-0	0		0

Pass Receiving	No.	Yards	TD	Long
MESSAM	6	103		24
GREEN, E	5	99	1	29
COOPER	4	38	3	15

Punting	No.	Avg.	Long
LISS	3	44.0	54

# NCAA DEFENSIVE STATISTICS

Team **FLORIDA STATE**



## Tackles

Sample: 55	Jones, R.	LB	UT 4	AT 3	Tot. 7	TFL- Yds. 1-6	FR- Yds. 1-15	Pass Int. 0	Pass BrUp 1	QB Sacks 1	O t h e r
(No.)	(Player)	(Pos.)									
2	ROLLE	CB	5	0	5	1-6					
4	SAUNDERS	CB	1	0	1						
10	HAMMOND	SS	1	1	2				1		
16	KEY	CB	2	0	2						
18	HAMLET	FS	6	1	7			1			
20	COLZIE	CB	3	0	3						
21	MURPHY	BLB	1	0	1						
23	CAPIES	CB	5	0	5				1		
26	BATTLES	SS	2	0	2	1-1					
38	EDWARDS	DB	1	0	1						
40	GREEN	OLB	2	0	2	2-6					
44	BUSH	NLB	3	2	5	1-1					
45	CROCKETT	BLB	2	0	2	1-4	1				
47	CRAWFORD	LB	1	0	1						
48	REPOL	BLB	6	0	6					1-11	
55	WILSON	DE	1	0	1						
56	COWART	OLB	1	0	1						
58	BULLWAKE	DE	1	0	1						
85	WADSWORTH	NG	3	0	3	1-1					
90	NATION	DE	1	2	3						
90	SPICES	NG	3	0	3						
95	PITMAN	DE	2	1	3						
96	SPAIN	NG	1	1	2						
98	BOYE	DT	2	0	2						
8	HARRELL	WR	1	0	1						
42	GREEN	TB	0	1	1						
59	CROWE	TE	1	0	1						
32	ABDULLAH	FB	1	0	1						
33	FEASTER	ICB					1				

Legend: UT—Unassisted Tackles AT—Assisted Tackles Tot.—Total Tackles TFL-Yds.—Tackles For Loss-Yards FR-Yds.—Fumble Pass Int.—Pass Pass BrUp—Passes QB Sacks—Quarterback Sacks Other—FF = Forced fumble BB = Blocked punt

## NCAA DEFENSIVE STATISTICS

Team **NOTRE DAME**



## Tackles

[illegible]

Legend: UT—Unassisted Tackles    AT—Assisted Tackles    Tot.—Total Tackles

**TFL-Yds.—Tackles For  
Loss-Yards**

FR-Yds.—  
Fumble  
Recoveries  
Yds. Ret.

Pass Int.—  
Pass  
interceptions

Pass BrUp—  
Passes  
Broken Up

**QB Sacks—**  
**Quarterback**  
**Sacks**

Other—  
FF = Forced fumble  
BP = Blocked punt  
BF = Blocked field goal

# NCAA FOOTBALL DRIVE CHART

Team	Quarter	Drive Started			Drive Ended			Drive Consumed		
		Yd. Line	Time	How Obtained	Yd. Line	Time	How lost	Yards	Plays	Time
FSU	3	FSU 19	15:00	KICKOFF	FSU 15	13:02	PUNT	(4)	3	1:58
ND	3	ND 45	13:02	PUNT RETURN	FSU GOAL	8:04	TOUCHDOWN	55	10	4:58
FSU	3	FSU 25	8:04	KICKOFF	ND 41	6:48	INTERCEPTION	34	4	1:16
ND	3	ND 30	6:48	INTERCEPTION	ND 30	4:21	PUNT	0	3	2:27
FSU	3	FSU 18	4:21	PUNT RETURN	ND 25	1:40	MISSED FIELD GOAL	57	8	2:41
ND	3/4	ND 25	1:40	MISSED FIELD GOAL	FSU 45	13:52	PUNT	30	7	2:48
FSU	4	FSU 1	13:52	PUNT RETURN	FSU GOAL	13:44	SAFETY	(1)	1	0:28
ND	4	ND 37	13:44	FREE KICK	FSU GOAL	11:43	TOUCHDOWN	63	5	2:01
FSU	4	FSU 27	11:43	KICKOFF	ND GOAL	9:47	TOUCHDOWN	73	5	1:56
ND	4	ND 24	9:47	KICKOFF	ND 30	7:48	PUNT	6	3	1:59
FSU	4	ND 30	7:48	PUNT RETURN	ND GOAL	6:09	TOUCHDOWN	30	6	1:39
ND	4	ND 20	6:09	KICKOFF	ND 43	5:15	FUMBLE	23	3	0:54
FSU	4	ND 43	5:15	FUMBLE	ND 3	2:06	DOWNS	40	8	3:09
ND	4	ND 3	2:06	DOWNS	ND GOAL	2:02	SAFETY	(3)	1	0:04
FSU	4	FSU 21	2:02	FREE KICK	FSU 38	0:00	END OF GAME	17	4	2:02

<b>NOTRE DAME</b>	First Quarter	Second Quarter	Third Quarter	Fourth Quarter	First Half	Second Half	Final
Time of Possession	11:03	5:33	9:05	6:06	16:36	15:11	31:47
Third-Down Conversions	3-5	6-3	3-5	1-3	3-8	4-8	7-16
Average Field Position	ND 34	ND 30	ND 35	ND 21	ND 32	ND 27	ND 30
Fourth-Down Conversions	0-0	1-1	1-1	0-0	1-1	1-1	2-2

<b>FLORIDA STATE</b>	First Quarter	Second Quarter	Third Quarter	Fourth Quarter	First Half	Second Half	Final
Time of Possession	3:57	9:27	5:55	8:54	13:24	14:49	28:13
Third-Down Conversions	1-1	3-5	1-3	1-4	4-6	2-7	6-13
Average Field Position	FSU 14	FSU 22	FSU 21	FSU 35	FSU 18	FSU 30	FSU 24
Fourth-Down Conversions	0-0	0-0	0-0	1-2	0-0	1-2	1-2

## Participation Chart:

### NOTRE DAME:

Starters/Offense: Mayes, Clevenger, Zeigler, Kaczinski, Leahy, Doughty, Chryplewicz, Edwards, Krug, Denson, Stafford;  
Defense: Rossum, Cobbins, Moore, Tatum, Magee, Wooden, Minor, Wynn, Grasmanis, Bennett, Berry;  
Others: Mosley, Smith, Cengia, Covington, Thorne, Gibbs, Monahan, Howard, Barry, Edison, Farmer, McLaughlin, Guilbeaux, Carretta, Babey, Wagasy, Mitoulas, Petitgout, McCullough, Quist, Ridder, Johnson, Sollmann, Friday, Cerasani, Foos, Smith;

### FLORIDA STATE:

Staters/Offense: Green, Hernandez, Tyre, Long, Bates, Fordham, Messam, Williams, Kanell, Dunn, Cooper;

Defense: Rolle, Rebol, Crawford, Hamlet, Hammond, Capers, Cowart, Wilson, Marion, Wadsworth, Roye;

Others: Bentley, Saunders, Harrell, Chambers, Jackson, Riley, Key, Colzie, Humphrey, Preston, Battles, Liss, Glenn, Abdullah, Feaster, Andrews, Bullock, Edwards, L. Green, J. Green, Poppell, Bush, Crockett, D'Amico, Stephens, Boulware, Crowe, Johnson, Brown, Thomas, Frey, Campbell, Dugans, Pearsall, Jackson, Spires, Pittman, Spain

## QUOTES:

Florida State MVP Andre Cooper:

Coach stressed that the whole world was watching, so just go out and do the best we could.

(Was the consecutive bowl win streak a factor?) That was definitely going through our minds out there; we didn't want to see that streak end. (What did you tell your teammates?) I told them we were all right; we just needed two touchdowns to get back in it. In the offense we play, we score points. I'm just glad we did.

We were up for this ball game; any time you are playing Notre Dame, it's a big game. They stopped us early, but we hung in there and put it together down the stretch; we made some big plays to win the ball game.

Florida State Coach Bobby Bowden:

We're very fortunate to win this ball game/ Lou Holtz is a master at preparing his team. Listening to him all week, I wondered if we had a chance; there in the fourth quarter, I was wondering if we had a chance. But the kids stayed together and made the plays they had to make. We're very fortunate to have this trophy.

I was thinking we were going to get ourselves beat. They had momentum, then we stepped on that line and they had some extra momentum. I didn't give a lugged nickle for our chances right then.

Cooper must have played well; he must have played well. And old #19 gave us a couple of big plays. Our receivers were catching the ball and Danny threw some good balls. And Dunn was outstanding on some plays.

That might be the best defensive team we played this year. The way to beat people with great skill it to beat them at the line of scrimmage and I was afraid they might do that.

We have not been a very emotional football team this season, but we were really darned close to where we had hoped to be, after starting the year at No. 1. There were really only two bad quarters or we might be playing Nebraska tomorrow.

(About Cooper's play) It was really the night for #1 on both teams. I told our quarterback in the fourth quarter to get the ball high to Andre and see if he makes the plays. Thank goodness he made enough to win.

## Post-Game Quotes

Coach Lou Holtz: "Florida State is a fine football team, and they probably played as well as they have all year. I don't know Bobby's assessment, but they played very well. I thought our players competed well. We had a lot of costly penalties. It seems like when you come to the Orange Bowl, ~~and~~ you have a controversial punt return called back. We won't make any alibis."

Coach Lou Holtz: "I ~~felt~~<sup>felt</sup> that we had a chance if we could force them to punt at the end. On the intentional grounding, Marc Edwards is the outlet man. He (Krug) was under duress and since he didn't hit Marc Edwards in the chest, he thought it was intentional grounding I guess."

Coach Lou Holtz: "I am proud of our football team. I thought we played well. Florida State did atremendous job. I felt our fans were great and that Florida State's fans were great. It was a great environment for a college football game."

Coach Lou Holtz: "I don't think there's any doubt that we got worn down. It was a hot and humid day. They (FSU) probably turned up the tempo a little bit too."

Coach Lou Holtz: "I thought the fumble was critical. We had a first down at midfield. The fumble was really critical."

## NOTRE DAME ALPHABETICAL ROSTER

No.	Name	Pos	Hgt	Wgt	Yr	Hometown/High School
76	Akers, Jeremy	OG	6-6	296	Sr.	Washington, DC/St. Albans
41	Babey, Joe	ILB	6-2	236	Sr.	Louisville, KY/Trinity
28	Barry, Ken	FB	6-0	224	So.	Berkeley, MO/Priory
95	Bennett, Corey	DE	6-1	242	So.	Doraville, GA/Cross Keys
13	Berry, Bert	OLB	6-3	230	Jr.	Humble, TX/Humble
82	Brown, Bobby	WR	6-3	181	Fr.	Lauderhill, FL/St. Thomas Aquinas
53	Bryant, Lamont	DE	6-4	235	Fr.	Georgetown, SC/Choppee
58	Burgdorf, Mike	TE	6-1	217	Jr.	Sparta, NJ/Delbarton
40	Carretta, Kevin	TE	6-1	239	Sr.	Fort Wayne, IN/Bishop Dwenger
12	Cengia, Scott	K	5-10	174	So.	Melbourne, FL/Central Catholic
89	Cerasani, John	DE	6-4	262	Fr.	Schaumburg, IL/Schaumburg
18	Champion, Cikai	SE	5-10	195	Jr.	Tyler, TX/John Tyler
98	Chryplewicz, Pete	TE	6-5	263	Sr.	Sterling Heights, MI/Stevenson
75	Clevenger, Chris	OT	6-8	290	Jr.	Wichita, KS/Collegiate
6	Cobbins, Lyron	ILB	6-0	241	Jr.	Kansas City, KS/Wyandotte
14	Covington, Ivory	CB	5-10	161	So.	Decatur, GA/Dunwoody
23	Denson, Autry	CB	5-10	182	Fr.	Lauderhill, FL/Nova
86	Denvir, Mike	TE	6-4	234	Jr.	Hinsdale, IL/Hinsdale
73	Doughty, Mike	OT	6-7	304	Jr.	Elko, MN/Lakeville
30	Edison, Jarvis	FS	6-4	216	So.	Bay City, TX/Bay City
44	Edwards, Marc	FB	6-0	231	Jr.	Norwood, OH/Norwood
31	Farmer, Robert	TB	5-10	217	Jr.	Bolingbrook, IL/Bolingbrook
50	Farrell, John	C	5-10	240	Jr.	Oak Lawn, IL/Marist
90	Foos, Ben	DE	6-4	244	Sr.	Louisville, KY/Trinity
42	Fascogna, Mike	SE	5-8	160	Sr.	Jackson, MS/Jackson Acad.
87	Friday, Jimmy	DE	6-2	228	Fr.	Missouri City, TX/Willowridge
23	Gibbs, Bill	FS	5-10	171	Jr.	River Forest, IL/Fenwick
24	Goode, Ty	CB	5-11	192	So.	Lincoln, NE/Southeast
93	Grasmanis, Paul	NG	6-3	285	Sr.	Jenison, MI/Jenison
38	Grimm, Paul	DB	5-9	155	So.	Coral Springs, FL/Stoneman Douglas
39	Guilbeaux, Benny	SS	6-2	209	Fr.	Opelousas, LA/Opelousas
27	Howard, Bobbie	ILB	5-10	227	Fr.	Rand, WV/DuPont
7	Jackson, Jarius	QB	6-1	215	Fr.	Tupelo, MS/Tupelo
80	Johnson, Malcolm	SE	6-5	206	So.	Washington, DC/Gonzaga
85	Jones, Antwon	DE	6-4	237	Fr.	Piqua, OH/Piqua
55	Jordan, Shelton	DE	6-3	238	Fr.	Opelousas, LA/Opelousas
57	Kaczinski, Rick	C	6-4	261	Jr.	Erie, PA/Cathedral Prep
66	Kilburg, Jeff	OG-OT	6-4	279	Jr.	Park Ridge, IL/Maine South
20	Kopka, Kevin	K	5-7	194	Fr.	Hollywood, FL/Hollywood Hills
11	Krug, Tom	QB	6-5	202	Jr.	Los Gatos, CA/Los Gatos
59	Kunz, Matthew	SS	6-1	210	So.	Las Vegas, NV/Bishop Gorman
72	Leahy, Ryan	OG	6-5	289	Sr.	Yakima, WA/Eisenhower
17	Magee, Brian	SS	5-11	216	Sr.	Largo, FL/Largo
1	Mayes, Derrick	SE	6-1	208	Sr.	Indianapolis, IN/North Central
45	McCarthy, Chris	K	5-11	179	So.	Arlington, VA/Bishop O'Connell
62	McCullough, Mike	NG	6-3	290	Sr.	Chaska, MN/Chaska
17	McKenna, Mark	QB	5-9	190	Jr.	Hinsdale, IL/Central
33	McLaughlin, John	OLB	6-4	227	So.	Valencia, CA/Hart
4	Minor, Kory	OLB	6-2	225	Fr.	LaVerne, CA/Bishop Amat
47	Mitoulas, Bill	ILB	6-2	221	So.	Toronto, Ontario/N. Secondary
26	Monahan, Mark	SS	6-0	188	Sr.	Arcola, IL/Arcola
9	Moore, LaRon	FS	5-9	191	Sr.	Indianapolis, IN/Franklin Central
5	Mosley, Emmett	FL	5-8	184	Jr.	Aurora, CO/Mullen
52	Mueller, Alex	OG	6-6	260	Fr.	Ellicott City, MD/Gilman
35	Palumbo, Scott	P	5-11	189	Sr.	Phoenix, AZ/Brophy
50	Payne, David	OL	6-1	300	Fr.	Baltimore, MD/Gilman
10	Perona, Mike	QB	6-1	191	Jr.	Peru, IL/St. Bede Academy
54	Petitgout, Luke	OG	6-5	289	So.	Georgetown, DE/Sussex Central
35	Phelps, Robert	CB	6-0	190	Jr.	N. Richland Hills, TX/Nolan
69	Quist, David	NG	6-5	281	Sr.	Boulder, CO/Boulder
70	Ridder, Tim	OT	6-7	285	Fr.	Omaha, NE/Creighton Prep
60	Rogers, Sean	OT	6-0	302	Jr.	Santa Rosa, CA/Piner
79	Rosenthal, Mike	OT	6-7	305	Fr.	Granger, IN/Penn
15	Rossum, Allen	CB	5-8	179	So.	Dallas, TX/Skyline
29	Sanders, A'Jani	DB	5-11	175	Fr.	Houston, TX/North Brook
91	Smith, Darnell	DE	6-4	276	Jr.	Milwaukee, WI/Homestead
8	Smith, Hunter	P-QB	6-2	206	Fr.	Sherman, TX/Sherman
83	Sollmann, Scott	FL	5-8	159	Jr.	Cincinnati, OH/St. Xavier
34	Spencer, Jamie	FB	6-0	248	Fr.	Monroe, LA/Quachita
78	Spickelmier, Jon	C	6-3	267	So.	Jacksonville, FL/Bolles
81	Stafford, Charles	SE	5-10	193	Sr.	Detroit, MI/Elgin
21	Stephens, Shannon	RB	5-10	177	Fr.	Houston, TX/Clear Lake
32	Stokes, Clement	TB	6-0	203	So.	Washington, DC/Archbishop Carroll



## Tonight's Officials

from the Southeastern Conference

Referee .....	Jimmy Harper
Umpire .....	Roy Waters
Linesman .....	Ray Moon
Line Judge .....	Tommy Lorino
Side Judge .....	Don Shanks
Field Judge .....	Nick Buoni
Back Judge .....	Harold Mitchell
Alternate .....	Dick Burleson

## Head Coaches

Bobby Bowden	Lou Holtz
20 years, Florida State	10 years, Notre Dame
185-49-4 (FSU)	92-26-2 (ND)
258-81-4 (overall)	208-91-7 (overall)
14-3-1 Bowl record	10-7-2 Bowl record

## 1995 RESULTS (9-2)

DATE	OPPONENT	SCORE
9-02	at Duke	W 70-26
9-09	at Clemson	W 45-26
9-16	NC STATE	W 77-17
9-23	CENTRAL FLORIDA	W 46-14
10-07	MIAMI	W 41-17
10-14	WAKE FOREST	W 72-13
10-21	GEORGIA TECH	W 42-10
11-02	at Virginia	L 28-33
11-11	at North Carolina	W 28-12
11-18	MARYLAND	W 59-17
11-25	at Florida	L 24-35

## 1995 RESULTS (9-2)

DATE	OPPONENT	SCORE
9-02	NORTHWESTERN	L 15-17
9-09	at Purdue	W 35-28
9-16	VANDERBILT	W 41-10

## FLORIDA STATE ALPHABETICAL ROSTER

No.	Name	Pos	Hgt	Wgt	Yr	Hometown/High School
32	Khalid Abdullah	FB	6-0	218	FR	Davie, FL/Nova
36	Dennis Andrews	FB	6-4	247	SR	Laurel, MS/R.H. Watkins
65	Chad Bates	OG	6-3	269	JR	Columbia, SC/Spring Valley
26	Harold Battles	SS	6-0	200	JR	Jacksonville, FL/Andrew Jackson
3	Scott Bentley	KS	5-11	178	JR	Aurora, CO/Overland
58	Peter Boulware	DE	6-5	238	SO	Columbia, SC/Spring Valley
72	Jeremy Brett	DL	6-3	310	FR	Sandersville, GA/Washington County
14	Billy Brown	WR	6-0	180	FR	Ft. Lauderdale, FL/St. Thomas Aquinas
69	Gideon Brown	OG	6-2	276	SO	Summerville, SC/Stratford
37	Marcus Bullock	WR	6-0	180	FR	Pensacola, FL/Catholic
12	Thad Busby	QB	6-3	215	SO	Pace, FL/Pace
44	Daryl Bush	MLB	6-2	230	SO	Altamonte Springs, FL/Lake Brantley
74	Danny Campbell	OG	6-1	240	SR	Jacksonville, FL/Bishop Kenny
23	Byron Capers	CB	6-1	194	JR	Marietta, GA/Wheeler
83	Kamari Charlton	TE	6-2	242	Jr.	Nassau, Bahamas
9	Travis Chambers	HO	6-0	175	SO	Lake Wales, FL/Lake Wales
20	James Colzie	CB	5-10	160	JR	Miami, FL/South Miami
79	Forrest Conoly	OT	6-6	325	SR	Berlin, CT/Berli
1	Andre Cooper	FLK	6-2	194	JR	Jacksonville, FL/Fletcher
56	Sam Cowart	OLB	6-3	239	JR	Jacksonville, FL/Mandarin
47	Vernon Crawford	LB	6-2	230	JR	Texas City, TX/San Francisco CC
45	Henri Crockett	BLB	6-2	238	JR	Pompano Beach, FL/Ely
59	Andy Crowe	TE	6-3	262	SR	Tallahassee, FL/Florida
49	James D'Amico	MLB	5-11	230	SR	Coral Springs, FL/Taravella
7	Aaron Dely	WR	6-0	175	SR	Tallahassee, FL/N. Fla. Christian
80	Ron Dugans	WR	6-3	187	FR	Tallahassee, FL/Florida A&M High
28	Warrick Dunn	TB	5-9	178	JR	Baton Rouge, LA/Catholic
38	Mario Edwards	FS	6-2	180	FR	Pascagoula, MS/Pascagoula
33	Dee Feaster	RB	5-9	175	FR	Rock Hill, SC/Northwestern
71	Todd Fordham	OT	6-5	292	JR	Tifton, GA/Tift County
73	Greg Frey	OT	6-4	302	SR	Clearwater, FL/Clearwater
35	Todd Frier	FS	5-10	180	FR	Live Oak, FL/Suwannee
31	Lamar Glenn	FB	6-1	235	FR	Daytona Beach, FL/Seabreeze
39	Hank Grant	MLB	6-2	224	FR	St. Petersburg, FL/Boca Ciega
19	E.G. Green	WR	5-11	185	SO	Ft. Walton Beach, FL/Ft. Walton Beach
42	Jermaine Green	TB	5-8	170	SO	Brooksville, FL/Hernando
40	Lamont Green	OLB	6-3	220	FR	Miami, FL/Southridge
18	Sean Hamlet	FS	6-0	218	JR	Hampton, VA/Hampton
6	Robert Hammond	FS	6-3	185	SO	Opelousas, LA/Opelousas
8	Damian Harrell	WR	6-3	190	JR	Miami, FL/San Francisco CC
77	Jesus Hernandez	OG	6-2	288	SR	Miami, FL/Jackson
21	Deon Humphrey	BLB	6-4	215	FR	Lake Worth, FL/Lake Worth
11	Dexter Jackson	QB	6-1	185	FR	Quincy, FL/Shanks
84	Myron Jackson	TE	6-5	255	FR	Okeechobee, FL/Okeechobee
92	Jerry Johnson	DL	6-2	270	FR	Ft. Pierce, FL/Central
64	Tim Johnson	OG	6-4	295	SR	Fayetteville, NC/Jones CC
76	Walter Jones	OL	6-5	285	JR	Aliceville, AL/Holmes CC
13	Danny Kanell	QB	6-4	215	SR	Ft. Lauderdale, FL/Westminster Acad.
10	Dan Kendra	QB	6-2	225	FR	Bethlehem, PA/Central Catholic
16	Sean Key	CB	6-1	180	FR	Hialeah Lakes, FL/American
67	Juan Laureano	OT	6-5	283	SR	Orlando, FL/Colonial
14	Tony Librizzi	QB	6-3	210	SR	Pembroke Pines, FL/St. Thomas Aquinas
29	Sean Liss	P	6-4	220	JR	St. Petersburg, FL/Boca Ciega
51	Kevin Long	C	6-5	262	SO	Summerville, SC/Summerville
78	Marcus Long	OG	6-3	323	JR	Daytona Beach, FL/Mainland
86	Tyrant Marion	DE	6-2	252	SR	Pompano Beach, FL/Ely
89	Wayne Messam	WR	6-4	210	JR	South Bay, FL/Central
94	Sean Mitchell	DE	6-4	255	FR	Jesup, GA/Wayne County
81	Melvin Pearsall	TE	6-1	242	SO	Lake Wales, FL/Lake Wales
60	Anthony Phillips	OT	6-5	295	FR	Port St. Lucie, FL/Ft. Pierce Central
95	Julian Pittman	DE	6-3	265	SO	Niceville, FL/Niceville
43	Jason Poppell	FS	5-11	189	SO	Tallahassee, FL/Lincoln
24	Rock Preston	TB	5-9	183	SO	Miami, FL/Hialeah Senior
5	Theon Rackley	SS	6-2	215	FR	Tallahassee, FL/Florida A&M High
48	Todd Rebol	BLB	6-0	215	SR	Punta Gorda, FL/Charlotte
75	Billy Rhodes	DE	6-1	240	FR	Eustis, FL/Eustis
15	Phillip Riley	FLK	5-11	185	SR	Orlando, FL/Jones
2	Samari Rolle	CB	6-1	170	SO	Miami, FL/Miami Beach
98	Orpheus Roye	DT	6-4	275	SR	Miami, FL/Miami Springs
4	Troy Saunders	CB	5-10	185	FR	Miami, FL/Miami Springs
46	Travis Sherman	OLB	6-1	222	JR	Valrico, FL/Bloomingdale
53	Clay Shiver	C	6-2	280	SR	Tifton, GA/Tift County
41	Shevin Smith	SS	6-0	191	SO	Miami, FL/Southridge
96	Connell Spain	NG	6-2	285	JR	Melbourne, FL/Melbourne
90	Greg Spires	NG	6-2	260	SO	Cape Coral, FL/Mariner
52	Demetrio Stephens	MLB	6-3	236	FR	Sandersville, GA/Washington County
57	Eric Thomas	OT	6-3	253	FR	Miami, FL/Columbia



# ND NUMERICAL ROSTER

No.	Name	Pos
1	Mayes, Derrick	SE
2	Tatum, Kinnon	ILB
4	Minor, Kory	OLB
5	Mosley, Emmett	FL
6	Cobbins, Lyron	ILB
7	Jackson, Jarious	QB
8	Smith, Hunter	P.QB
9	Moore, LaRon	FS
10	Perona, Mike	QB
11	Krug, Tom	QB
12	Cengia, Scott	K
12	Strayhorn, Mario	OLB
13	Berry, Bert	OLB
14	Covington, Ivory	CB
15	Rossum, Allen	CB
17	McKenna, Mark	QB
17	Magee, Brian	SS
18	Champion, Cikai	SE
19	Thorne, Marcus	FB
20	Kopka, Kevin	K
21	Stephens, Shannon	RB
22	Wooden, Shawn	CB
23	Denson, Autry	CB
23	Gibbs, Bill	FS
24	Goode, Ty	CB
26	Monahan, Mark	SS
27	Howard, Bobbie	ILB
28	Barry, Ken	FB
29	Sanders, A'Jani	DB
30	Edison, Jarvis	FS
31	Farmer, Robert	TB
32	Stokes, Clement	TB
33	McLaughlin, John	OLB
34	Spencer, Jamie	FB
35	Palumbo, Scott	P
35	Phelps, Robert	CB
38	Grimm, Paul	DB
39	Guilbeaux, Benny	SS
40	Carretta, Kevin	TE
41	Babey, Joe	ILB
42	Frascogna, Mike	SE
43	Wagasy, Bill	OLB
44	Edwards, Marc	FB
45	McCarthy, Chris	K
47	Mitoulas, Bill	ILB
48	Wynn, Renaldo	DE
49	Thomas, Joe	LB
50	Farrell, John	C
50	Payne, David	OL
52	Mueller, Alex	OG
53	Bryant, Lamont	DE
54	Petitgout, Luke	OG
55	Jordan, Shelton	DE
57	Kaczenski, Rick	C
58	Burgdorf, Mike	TE
59	Kunz, Matthew	SS
60	Rogers, Sean	OT
62	McCullough, Mike	NG
66	Kilburg, Jeff	OG-OT
67	Wagner, John	OT
69	Quist, David	NG
70	Ridder, Tim	OT
71	Wisne, Jerry	OG
72	Leahy, Ryan	OG
73	Doughty, Mike	OT
75	Clevenger, Chris	OT
76	Akers, Jeremy	OG
77	Zeigler, Dusty	C
78	Spickelmier, Jon	C
79	Rosenthal, Mike	OT
80	Johnson, Malcolm	SE
81	Stafford, Charles	SE
82	Brown, Bobby	WR
83	Sollmann, Scott	FL



## 62nd Annual FedEx Orange Bowl Florida State vs. Notre Dame • Orange Bowl Stadium Miami, Florida • January 1, 1996



# FSU NUMERICAL ROSTER

No.	Name	Pos
1	Andre Cooper	FLK
2	Samari Rolle	CB
3	Scott Bentley	KS
4	Troy Saunders	CB
5	Theon Rackley	SS
6	Robert Hammond	FS
7	Aaron Dely	WR
8	Damian Harrell	WR
9	Travis Chambers	HO
9	Peter Warrick	WR
10	Dan Kendra	QB
11	Dexter Jackson	QB
12	Thad Busby	QB
13	Danny Kanell	QB
14	Billy Brown	WR
14	Tony Librizzi	QB
15	Phillip Riley	FLK
16	Sean Key	CB
18	Sean Hamlet	FS
19	E.G. Green	WR
20	James Colzie	CB
21	Deon Humphrey	BLB
22	Pooh Bear Williams	FB
23	Byron Capers	CB
24	Rock Preston	TB
26	Harold Battles	SS
27	Rodney Wells	CB
28	Warrick Dunn	TB
29	Sean Liss	P
31	Lamarr Glenn	FB
32	Khalid Abdullah	FB
33	Dee Feaster	RB
35	Todd Frier	FS
36	Dennis Andrews	FB
37	Marcus Bullock	WR
38	Mario Edwards	DB
39	Hank Grant	MLB
40	Lamont Green	OLB
41	Shevin Smith	SS
42	Jermaine Green	TB
43	Ronney Daniels	WR
43	Jason Poppell	FS
44	Daryl Bush	MLB
45	Henri Crockett	BLB
46	Travis Sherman	OLB
47	Vernon Crawford	LB
48	Todd Rebol	BLB
49	James D'Amico	MLB
51	Kevin Long	C
52	Demetro Stephens	MLB
53	Clay Shiver	C
55	Reinard Wilson	DE
56	Sam Cowart	OLB
57	Eric Thomas	OL
58	Peter Boulware	DE
59	Andy Crowe	TE
60	Anthony Phillips	OT
61	Dale Valente	C
62	David Walker	OLB
64	Tim Johnson	OG
65	Chad Bates	OG
66	Lewis Tyre	OG
67	Juan Laureano	OT
68	Jason Whitaker	OL
69	Gideon Brown	OG
70	Tra Thomas	OT
71	Todd Fordham	OT
72	Jeremy Brett	DL
73	Greg Frey	OT
74	Danny Campbell	OG
75	Billy Rhodes	DE
76	Walter Jones	OL
77	Jesus Hernandez	OG
78	Marcus Long	OG
79	Forrest Conoly	WR
80	Ron Dugans	OT
81	Melvin Pearsall	TE
83	Kamari Charlton	TE



DEFENSE

SE

19 E.G. GREEN  
89 Wayne Messam  
80 Ron Dugans

ST

77 JESUS HERNANDEZ  
70 Tra Thomas  
60 Anthony Phillips

SG

66 LEWIS TYRE  
64 Tim Johnson  
61 Dale Valente

C

53 CLAY SHIVER  
51 Kevin Long  
59 Andy Crowe

TG

65 CHAD BATES  
78 Marcus Long  
69 Gideon Brown

TT

71 TODD FORDHAM  
79 Forrest Conoly  
73 Greg Frey

TE

81 MELVIN PEARSALL  
83 Kamari Charlton  
84 Myron Jackson



OFFENSE

SPECIALISTS

PK/K 3 SCOTT BENTLEY  
P 20 SEAN LISS  
SNP 59 ANDY CROWE  
HLD 9 TRAVIS CHAMBERS  
PR 33 DEE FEASTER  
KR 24 ROCK PRESTON

FB

22 POOH BEAR WILLIAMS  
32 Khalid Abdullah  
31 Lamarr Glenn

QB

13 DANNY KANELL  
12 Thad Busby  
10 Dan Kendra

TB

28 WARRICK DUNN  
24 Rock Preston  
33 Dee Feaster

FL

1 ANDRE COOPER  
15 Phillip Riley  
8 Damian Harrell



DEFENSE

SE

1 DERRICK MAYES  
83 Scott Sollmann  
80 Malcolm Johnson

LT

75 CHRIS CLEVINGER  
79 Mike Rosenthal  
67 John Wagner

LG

77 DUSTY ZEIGLER  
76 Jeremy Akers  
71 Jerry Wisne

C

57 RICK KACZENSKI  
66 Jeff Kilburg  
78 Jon Spickelmier

RG

72 RYAN LEAHY  
54 Luke Petitgout  
52 Alex Mueller

RT

73 MIKE DOUGHTY  
70 Tim Ridder

TE

98 PETE CHRYPLEWICZ  
88 Leon Wallace  
40 Kevin Carretta



OFFENSE

SPECIALISTS

PK/K 12 SCOTT CENGIA  
P 8 HUNTER SMITH  
SNP 72 RYAN LEAHY  
HLD 81 CHARLES STAFFORD  
PR 1 DERRICK MAYES  
KR 15 ALLEN ROSSUM

FB

44 MARC EDWARDS  
19 Marcus Thorne  
34 Jamie Spencer  
28 Ken Barry

QB

11 THOMAS KRUG  
7 Jarious Jackson

TB

23 AUTRY DENSON  
31 Robert Farmer  
32 Clement Stokes

FL

5 EMMETT MOSLEY  
81 Charles Stafford

## ORANGE BOWL YEAR-BY-YEAR

1995	Nebraska 24 • Miami 17
1994	Florida State 18 • Nebraska 16
1993	Florida State 27 • Nebraska 14
1992	Miami 22 • Nebraska 0
1991	Colorado 10 • Notre Dame 9
1990	Notre Dame 21 • Colorado 6
1989	Miami 23 • Nebraska 3
1988	Miami 20 • Oklahoma 14
1987	Oklahoma 42 • Arkansas 8
1986	Oklahoma 25 • Penn State 10

1974	Penn State 16 • LSU 9
1973	Nebraska 40 • Notre Dame 6
1972	Nebraska 38 • Alabama 6
1971	Nebraska 17 • LSU 12
1970	Penn State 10 • Missouri 3
1969	Penn State 15 • Kansas 14
1968	Oklahoma 26 • Tennessee 24
1967	Florida 27 • Georgia Tech 12
1966	Alabama 39 • Nebraska 28
1965	Texas 21 • Alabama 17

1953	Alabama 61 • Syracuse 6
1952	Georgia Tech 17 • Baylor 14
1951	Clemson 15 • Miami 14
1950	Santa Clara 21 • Kentucky 13
1949	Texas 41 • Georgia 28
1948	Georgia Tech. 20 • Kansas 14
1947	Rice 8 • Tennessee 0
1946	Miami 13 • Holy Cross 6
1945	Tulsa 26 • Georgia Tech 12
1944	LSU 19 • Texas A&M 14