

November 16, 1974

\$1.00

the college
GAME®

FLORIDA STATE VIRGINIA TECH



Continuing Education

The Learning Broker

Lifelong learning at Florida State University operates on a simple principle: people who want to know are matched with people who know where to find out.

The results are often unexpected.

On Tuesday evenings, for example, a visitor to room 222 of the Conradi Biology Building is likely to find 30 miniature scientists—age range 8-14—gathered excitedly around a young man in his early 20's. They besiege him with questions. He guides them to discovery.

In another part of town, the Tallahassee Chamber of Commerce and the School of Business have pooled information and are instructing local businessmen on the fine art of business forecasting.

And on another occasion, seasoned women-in-management are initiating women-on-the-way-up through spirited seminar discussions.

Last year 17,345 attended more than 123 conferences, short courses, seminars and institutes offered by the Office of Continuing Education at Florida State.

That number is expected to double—maybe even triple—in the next few years if the planned Continuing Education Center becomes a reality. (See related story.)

Continuing education serves as a "broker" or "matchmaker" between groups wanting information and university departments which can provide expertise.

Sometimes, as is the case in the children's reptile class, participants are fascinated with a subject and want to learn more about it.

More frequently, people are seeking to upgrade their job skills and knowledge.

Dr. William P. Anthony, a management expert and assistant dean for professional development in the College of Business said that the "knowledge explosion" has made continuing education essential to many professions.



The excitement of studying a subject of your own choice, like reptiles, paves the way for a lifetime of learning.

"Our nation's organizations—large and small, business and governmental—need dynamic leadership to respond in an effective manner to the challenges in today's environment. A major role for the College of Business at Florida State is to help meet these challenges."

Anthony pointed out that three-day seminars for top level administrators in state governmental agencies have been held since March of 1973.

When the first classes began meeting, Governor Reubin Askew told who he was in favor of sending his top management people back to school.


"The human relations and conceptual skills of top government officials must be continuously sharpened in order to improve the ability to make high quality decisions in an environment that is becoming increasingly complex and challenging," Askew was quoted as saying.

Other programs, such as the highly successful Certified Public Accountants (CPA) Review Seminar (in its 14th year) are held in accounting, finance, marketing, risk management and insurance.

Continued on Page 10



Small discussion groups, such as this women-in-management seminar, facilitate an exchange of information and promote professional growth.



Proposed site for the Center would be two blocks from the Capital Center, creating a governmental-educational-cultural spine linking Florida's capitol with the University.

The Continuing Education Center


A Continuing Education Center, to be located between the university and the capitol, was given a major boost by the 1973-74 Legislature.

The Legislature appropriated \$324,000 for the planning of a comprehensive facility which would be designed for adult learning and problem-solving activities.

The Center is envisioned as the headquarters for continuing education programs for state employees.

In addition to providing a meeting place for seminars, institutes, and conferences, facilities would be available for self-paced learning.

A library supplied with books, video tapes, instructional television, cassettes and computer terminals would allow professionals access to some of the greatest minds and newest ideas on a




The building is envisioned as a self-contained unit with facilities for sleeping and dining and well as studying. It will have an auditorium which can accommodate 400 persons.

moment's notice. And participants could tailor their studies to their own needs and schedules.

Program development specifically designed for state employees is already well underway.

With a \$100,000 appropriation from the 1973 Florida Legislature a special unit from the Office of Continuing Education designed programs in the following areas: Understanding human



The Center itself is specially designed for adult learning and problem-solving activities.

behavior in organizations; management development; teaching multiple-handicapped retarded children; containment of health care cost; introduction to the computer; ecology and human values; collective bargaining; managing in an age of scarcity; and many other topics.

A survey conducted among 39 state agencies and 160 statewide professional organizations disclosed that 93% of the state agencies and 92% of the professional organizations would bring personnel to Tallahassee if a continuing education center was available.

Dr. Mary Pankowski, assistant director for special programs, said that data from other university centers for continuing education indicate that the existence of their centers generated new and creative programming.

"In fact, continuing education programming doubled in most of the universities sampled as a result of building a center," she said.

Continuing Education



The study of reptiles quickly branches out to a study of all living things as children discover interrelationships.

Continued from Page 8

real estate, hotel and restaurant administration and business education and office management.

Anthony said that since 1970 more than 900 managers in the Tallahassee area alone have attended one or more of the programs being offered.

With the increased emphasis on job retraining, a National Task Force has developed the Continuing Education Unit (CEU). This nationally recognized standard unit of measurement can now be earned by participants in qualified continuing education programs.


Dr. Mary Pankowski, assistant director of special programs in the

Office of Continuing Education, said that all CEU awards are recorded with The Florida State University Office of the Registrar on a transcript that is permanent, confidential and transferable at the request of the participant.

"This is a real breakthrough," Dr. Pankowski said. "It gives participants a record of their professional development and encourages that development."

Announcements of continuing education programs are published periodically and may be obtained by registering in the Continuing Education Office, Hecht House, Florida State University, Tallahassee, Florida 32306. Telephone 644-3801.

Through FSU's advanced system of educational technology videotapes, instructional television, cassettes and computers can provide a whole new dimension to continuing education.





Standing left to right: Paula Ferrance, Doreen Gorniah, Marie Chadwell, Susie Slayton, Gayle Sierens, Laura Shaw, Angela Corey, Ann Mason and Nancy Mason.



Sitting along the wall (left to right) are Cindy Daley, Jan White and Susan Mitchell. Standing (from top to bottom): Lilli Johnston, Verone Hammond, Susan Scarlet, Patty Davis and Wendy Wadsworth.

1974-75 SEMINOLE SEEKERS



Officers for the 1974-75 year are (left to right): Angela Corey, President; Marie Chadwell, Vice President; Susie Slayton, Treasurer; Gayle Sierens, Social Chairman; and Laura Shaw, Secretary. Not pictured are Graduate Advisors Debbie Allen and Mack Brown.

Spotlight On . . .

Track

Each week this space will feature one of Florida State's eight intercollegiate sports. This week the spotlight falls on Coach Mike Long's track team.



1975 TRACK SCHEDULE

Date	Meet	Location
Indoor Season		
Jan. 15	Senior Bowl	Mobile, AL
18	USTFF Championships*	Jackson, MS
25	All Comers Meet*	Knoxville, TN
Feb. 1	Triangular Meet (Ohio State, Penn State, FSU)	Columbus, OH
8	USTFF Meet*	Baton Rouge, LA
15	Furman Indoor Invitational*	Greenville, SC
22	LSU	Baton Rouge, LA
Mar. 8	LSU All Comers*	Baton Rouge, LA
15	NCAA Indoor Championships	Detroit, MI
Outdoor Season		
Mar. 22	Florida State Invitational	Tallahassee
29	Florida Relays	Gainesville
Apr. 5	Carolina Invitational	Columbus, SC
12	Alabama	Tuscaloosa, AL
19	Auburn	Tallahassee
26	South Carolina	Columbia, SC
May 3	Florida	Tallahassee
10	LSU	Baton Rouge, LA
17	Southeastern Championships	Tallahassee
23	Smokey Mountain All Comers*	Knoxville, TN
June 5-7	NCAA Championships	Provo, UT

*Selected entries

Last spring, the Seminoles inaugurated their new all-weather Chevron 440 track, which made one of the country's top facilities even better. At the same time the new surface was installed, the track was enlarged to eight lanes and a steeplechase course was built in. The Chevron 440 is reputed to be one of the finest all-purpose surfaces for a multi-use university facility. It not only gives a uniform, fast all-weather track for meets, but also is soft enough to be an ideal daily workout track. Florida State's facility, located on the western edge of campus, adjacent to Tully Gym is completely enclosed and surrounded by tall pines keeping the wind factor to a minimum. Although the track is utilized by the entire campus, there is minimal interference with track workouts and the new surface (which includes the jump and polevault runways as well) will easily stand the wear and tear.

Last spring Mike Long celebrated his 20th season as Florida State's head track coach, a tenure that is more than twice as long as any other head coach on the Seminole staff.

The record over those first score years borders on phenomenal—in 13 of the 20 years Long coached, teams lost no more than one dual meet, in five of the seasons his teams were undefeated. In all the Seminoles, under Mike Long, have won 93 of 119 dual meets.

However, developing winners is only a part of the Mike Long success story. Win or lose it is almost a surety that a Long coached athlete will have given his best effort in the performance. One of the nation's finest on the field coaches, he has that special knack of bringing forth the best and then some from his athletes. His teams have been known for their keen competitive sense and a strong unity that makes the performance even greater.

The 1975 schedule features a fine balance between championship and relay carnival meets and dual meets. The indoor season gets underway Jan. 15 at Mobile, AL, where the Seminoles will be defending their title for the second straight year at the Senior Bowl Championships. A dual meet at LSU and a triangular affair with Ohio State and Penn State at Columbus, OH, are other highlights leading up to the NCAA Championships Mar. 15 at Detroit.

The outdoor season, with five dual and five big meets on tap opens with the Florida State Invitational, one of four home meets during the spring.

Other home contests include dual meets with Auburn and Florida, and the Southeastern Championships. The Seminoles will be running dual meets at Alabama, South Carolina and LSU as well as taking part in the Florida Relays and Carolina Invitational.

The Seminoles will be heading into this challenging schedule with a youthful squad as graduation took its toll last spring. Loses are described as "extremely heavy" by the coaches, with 12 performers, who accounted for about 75% of the Seminoles point production, gone.

The major weakness will be in supplying depth for the dual meets. At the top, the coaches feel the Seminoles will be competitive, but they will need to be able to pick up more points below that to ensure a successful dual meet season and that has been the focus of the early workouts.

Among the top returnees will be senior Vesco Bradley and Jesse Forbes in the sprints, along with distance runners Bob James and Bob Burr, however, new faces will be popping up almost everywhere.

FSU FOOTBALL FLASHBACK

A Look at Florida State Games, 5, 10, and 25 Years Ago This Week

1969

**Florida State 26
Memphis State 28**

TALLAHASSEE (Nov. 15, 1969)—Despite the most explosive showing by a single individual in Florida State history, this game went down to one play and for one of the few times in his career, Grant Guthrie did not come through.

Bill Cappleman put on a display that thrilled the Campbell Stadium crowd, passing for over 500 yards. In addition the Seminoles had more than 100 yards rushing.

Guthrie started the scoring with a 32-yard field goal, but the Tigers took the first quarter lead on an interception return of a Cappleman pass. The fourth play of the second quarter saw them stretching that advantage to 14-3.

In less than five minutes, the Seminoles came back to take a 17-14 halftime lead. First, Cappleman hit Don Pederson on an 80-yard TD pass. Then in a demonstration of the two-minute drill, he led the Tribe 63 yards in 10 plays for the go-ahead score with 34 seconds left. Again it was a Cappleman to Pederson pass.

Early in the fourth quarter the two teams traded touchdowns. The Tigers upped the lead to 28-20, then the Seminole came back with Cappleman hitting Kent Gaydos for a score. A two-point conversion try was no good with three and a half minutes left in the game.

The Seminoles had one last rush, however. With Cappleman putting on another exhibition of how to travel fast, the Tribe moved from its own 19 to the Tiger 14. Guthrie set up a 36-yard field goal attempt, but his kick sailed to the left of the uprights, giving MSU a 28-26 win.

Cappleman put on a dazzling display, completing 31 of 50 passes for 508 yards. Kent Gaydos caught nine of them for 111. Tom Bailey led the rushers with 79 yards while Arthur Munroe added another 60.

1964

**Florida State 28
N. C. State 6**

TALLAHASSEE (Nov. 14, 1964)—Florida State found the route to the scoreboard again and made N. C. State's Wolfpack the seventh victim of the season.

An alert Seminole defense held the Wolfpack to six bare yards on the ground and a total of 116. Three fumble recoveries and two pass interceptions completed an outstanding night for the "Seven Magnificents."

Like so many Florida State opponents, N. C. State fell prey to the now famous Seminole "Bomb." Steve Tensi found Fred Biletnikoff in the end zone twice during the game, one a 38 yard effort in the second quarter.

Wayne Giardino, a sophomore fullback who wrestled the starting role from Lee Narramore at midseason, was the running standout with 59 yards in 18 carries, followed by Phil Spooner with 44 yards on 13 tries. Each accounted for a Seminole touchdown in the first half.

Tensi his 13 of 25 passes for 175 yards. Biletnikoff caught seven for 100 yards. Don Floyd had five catches for 63 yards.

Huge Frank Pennie played an outstanding game at defensive tackle for the Seminoles and shared Savage honors with Dick Hermann. Bill Dawson was the outstanding blocker.

N. C. State scored in the fourth quarter on a 45 yard pass from Ron Skosnik to Wendell Coleman.

1949

**Florida State 40
Millsaps 0**

(From Tallahassee Democrat Reports)

TALLAHASSEE (Nov. 12, 1949)—Florida State University crunched its way another game closer to its second successive Dixie Conference championship as the Seminoles mauled Millsaps undermanned Majors 40-0 before a gala Homecoming crowd of around 7,500 in Centennial Field.

Rebounding with pent-up fury from their unexpected defeat at the hands of Livingston State last weekend, Coach Don Veller's big Indian machine rolled relentlessly over the bewildered and out-classed Majors to score its third straight loop victory and sixth triumph of the season against that one lone loss.

The Seminoles, who can clinch the Dixie title against Tampa University in the Cigar City next Friday night, left no doubt as to their superiority.

On the attack FSU ground out 271 yards running and added another 132 through the airways. On the defense the rugged Indian forwards kept the shackles clamped tight on the Major backs, throwing them for a net loss of 34 yards from scrimmage.

Millsaps, supposedly dangerous in the air, gained only 55 yards passing as the husky FSU forwards rushed the passers off their feet and hurried them on almost every toss.

Fullback Buddy Strauss, leading ground gainer in the conference, Red Parish, the loop's leading scorer and junior tailback Dick Peterson spearheaded a Seminole offense that was quick to cash in on the breaks that came its way.

Florida State

Virginia Tech

Offense

WR	86	Roger Overby
	80	Joe Thomas
LT	69	Bruce Harrison
	50	Bill Sawyer
LG	64	Jeff Gardner
	79	Tony Falvo
C	72	Smokey Ragins
	52	Gino Bennie
RG	61	Wade Johnson
	62	Bob Jones
RT	65	Billy McPhillips
	60	Mike Kissner
TE	21	Joe Goldsmith
	81	Ed Beckman
QB	12	Steve Mathieson
	17	Ron Coppess
RB	35	Leon Bright
	30	Jeff Leggett
RB	44	Larry Key
	29	Fred Miller
WR	20	Mike Shumann
	11	Jim Everett

Punts — 3 Joe Downey; **Kickoffs and Placements** — 1 Ahmet Askin

Defense

LE	83	Detroit Reynolds
	87	Rudy Maloy
LT	76	Phil Jones
	75	Doug Dane
LB	56	John Murphy
	53	Brian Schmidt
NG	49	Brooks Burroughs
	63	Jon Thames
LB	90	Bert Cooper
	59	Scott Meseroll
RT	78	Greg Johnson
	77	Len Harvey
RE	73	Randy Coffield
	85	Dave Porter
LC	46	Lee Nelson
	23	Chris Griffin
RC	40	Bobby Jackson
	39	Jeff Ridings
SS	51	Aaron Carter
	24	Andy Stockton
FS	42	Joe Camps
	41	Phil Cahoon

Offense

SE	80	Ricky Scales
	83	Jay Neal
LT	54	Keith Gibson
	69	Greg Birtsch
LG	74	Steve Philbrick
	60	Mike Brammer
C	59	Randy Vey
	55	Blair Buskirk
RG	57	Bill Wallace
	78	Mike Arbaugh
RT	72	Rondal Davis
	62	Allen Cure
TE	81	Kevin Dick
	86	Jerry Inge
QB	13	Bruce Arians
	12	Mitchell Barnes
LHB	45	Morris Blueford
	40	Phil Rogers
RHB	32	George Heath
	39	Roscoe Coles
FB	44	Paul Adams
	31	Greg Toal

Punts — 37 Bruce McDaniel; **Kickoffs and Placements** — 24 Wayne Latimer

OFFICIALS: Referee—Jimmy Harper (SEC) Atlanta, Ga.; Umpire—Tom Chambers (ACC) Winston-Salem, N.C.; Linesman—Robert Townes (SEC) Athens, Ga.; Line Judge—William Luper (ACC) Greensboro, N.C.; Field Judge—Weldon Waites (ACC) Columbia, S.C.; Back Judge—Louis Richard (SEC) Thibodaux, La.; ECO—Ronald Baynes (SEC) Talladega, Ala.

FLORIDA STATE

NO.	NAME	POS.	HT.	WT.	CLASS	HOMETOWN
1	Ahmet Askin	PK	6-2	174	Jr.	Tallahassee
3	Joe Downey	P	6-0	193	Sr.	Mobile, Ala.
12	Steve Mathieson	QB	6-4	210	So.	Rockville, Md.
14	Billy Prescott	QB	6-0	171	So.	Ft. Walton Beach
15	Garry Hallacre	P	5-11	191	So.	Cantonment
16	Jimmy Black	QB	6-0	179	So.	Merritt Island
17	Ron Coppess	QB	6-3	215	Jr.	Escondido, Calif.
18	Joe Joyner	DB	5-10	168	So.	Orlando
19	Jack Maynard	PK	6-0	175	So.	Tallahassee
20	Mike Shumann	WR	6-0	163	So.	Tallahassee
21	Joe Goldsmith	TE	6-1	180	Sr.	Lakeland
22	Bobby McKinnon	RB	6-1	175	Jr.	Lake Worth
23	Chris Griffin	DB	5-11	168	Jr.	Tampa
24	Andy Stockton	DB	6-0	176	Jr.	St. Petersburg
27	Mike Harder	WR	6-3	183	So.	Bristol, Pa.
28	Mike Davison	RB	5-11	197	Sr.	Bradenton
29	Fred Miller	RB	6-1	207	So.	Jacksonville
30	Jeff Leggett	RB	5-11	176	So.	Miami
31	Rudy Falana	WR	5-11	165	Sr.	Largo
33	Rudy Thomas	RB	5-11	193	So.	Quincy
35	Leon Bright	RB	5-9	175	Fr.	Merritt Island
36	Jim Heggins	RB	5-11	200	Fr.	Salisbury, N.C.
39	Jeff Ridings	DB	6-0	178	So.	Marietta, Ga.
40	Robert Jackson	DB	5-10	164	Fr.	Albany, Ga.
41	Phil Cahoon	DB	5-10	182	Jr.	Mobile, Ala.
42	Joe Camps	DB	6-2	186	So.	Gainesville
44	Larry Key	RB	5-9	181	Fr.	Inverness
46	Lee Nelson	DB	5-10	183	So.	Melbourne
47	Nat Terry	DB	6-0	175	Fr.	Tampa
48	Steve Vickers	DB	5-11	167	Jr.	Tampa
49	Brooks Burroughs	NG	6-0	227	Sr.	Somerset, N.J.
50	Bill Sawyer	C	6-4	228	So.	Cordele, Ga.
51	Aaron Carter	DB	5-9	180	Fr.	Gainesville
52	Gino Bernie	C	6-2	215	Fr.	Orlando
53	Brian Schmidt	LB	6-1	220	So.	Lehigh Acres
54	Garis Shaw	NG	6-2	236	So.	Clearwater
55	Milton Wilkerson	NG	6-0	230	Fr.	Dolton, Ill.
56	John Murphy	LB	5-10	210	Sr.	Albany, Ga.
57	Steve Hanks	LB	5-11	184	So.	Orlando
58	Greg Pounds	LB	6-1	206	Jr.	Daytona Beach
59	Scott Meseroll	LB	6-1	210	Sr.	Piscataway, N.J.
60	Mike Kissner	OG	6-2	239	So.	Delray Beach
61	Wade Johnson	OG	6-2	213	So.	Valdosta, Ga.
62	Bob Jones	OG	6-4	233	Sr.	Lighthouse Point
63	Jon Thames	NG	5-11	225	So.	Gainesville
64	Jeff Gardner	OG	5-11	214	Jr.	Miami
65	Billy McPhillips	OT	6-2	222	So.	Tampa
66	Curtis Harris	DT	6-3	230	Fr.	Dolton, Ill.
67	Gary Rose	DT	6-4	225	Fr.	East St. Louis, Ill.
68	Alan Risk	NG	6-2	216	So.	Miami
69	Bruce Harrison	OG	6-2	235	So.	Vero Beach
70	Vic Rivas	OT	6-2	234	So.	Miami
71	Herman Brown	OT	6-3	218	Fr.	Ft. Lauderdale
72	Smokey Ragins	OT-C	6-1	245	Jr.	Plant City
73	Randy Coffield	DE	6-3	218	Jr.	Hialeah
74	Jim Keyton	OT	6-4	240	Fr.	Thomasville, Ga.
75	Doug Dane	DT	6-5	222	So.	Ft. Lauderdale
76	Phil Jones	DT	6-2	244	So.	Miami Springs
77	Len Harvey	DT	6-4	217	So.	Tallahassee
78	Greg Johnson	DT	6-4	236	Jr.	Tallahassee
79	Tony Falvo	OG	6-0	240	Jr.	Fruitland Park
80	Joe Thomas	WR	6-1	178	Sr.	Wexford, Pa.
81	Ed Beckman	TE	6-5	210	So.	Tallahassee
82	Mike Allen	WR	6-4	178	Sr.	Miami
83	Detroit Reynolds	DE	6-1	213	So.	Willoughby, Ohio
85	Dave Porter	DE	6-3	200	So.	Tallahassee
86	Roger Overby	WR	6-0	175	Fr.	St. Petersburg
87	Rudy Maloy	DE	6-4	208	So.	Tampa
88	Danny Witcher	TE	6-2	216	Fr.	Frostproof
89	John Kilmurray	DE	6-2	208	So.	Toledo, Ohio
90	Bert Cooper	LB	6-1	236	Sr.	Lanoka Harbor, N.J.
91	Nat Henderson	DT	6-4	235	Fr.	Tallahassee
						Albany, Ga.

VIRGINIA TECH

NO.	NAME	POS.	HT.	WT.	CLASS	HOMETOWN
11	Eddie Snell	QB	6-1	175	Fr.	Snellville, Ga.
12	Michael Barnes	QB	5-11	195	So.	Courtland
13	Bruce Arians	QB	6-1	190	Sr.	York, Pa.
14	Greg Mullinax	QB	6-1	188	Jr.	Dalton, Ga.
15	Henry Bradley	DB	6-4	185	Fr.	Rogersville, Tenn.
20	John Bell	DB	5-11	169	Sr.	Norfolk
22	Chuck Perdue	DB	6-1	193	Jr.	Bluerfield, W. Va.
23	Dick Holway	RB	6-0	190	Fr.	Weslake, Ohio
24	Wayne Latimer	K	5-9	170	Jr.	Richmond
26	Rick Harman	DB	5-10	163	Fr.	Roanoke
27	Chuck Nuttycomb	RB	5-9	179	So.	Newport News
29	Moses Foster	RB	6-0	185	So.	Clover
30	Tony Houff	FB	5-11	215	So.	Waynesboro
31	Greg Toal	FB	5-10	210	Sr.	Hasbrouck Hts., N.J.
32	George Heath	RB	6-1	200	So.	Bristol, Tenn.
33	Charlie Moore	LB	6-2	205	Fr.	Earling, W. Va.
36	Nick Rapone	DB	5-11	180	Fr.	New Castle, Pa.
37	Bruce McDaniel	K	6-1	185	Jr.	Rockville, Md.
38	Rick Razzano	LB	5-11	205	Fr.	New Castle, Pa.
39	Roscoe Coles	RB	5-10	170	Fr.	Virginia Bch.
40	Phil Rogers	RB	5-10	175	Jr.	Gate City
41	Lynn McCoy	DB	6-0	182	Sr.	Toms Brook
42	Greg Payne	DB	5-10	159	So.	Hampton
43	Barry Garber	DB	5-11	180	Sr.	Butler, Pa.
44	Paul Adams	FB	6-0	215	Jr.	Dante
45	Morris Bluetford	RB	6-0	187	Jr.	Hampton
46	Bill King	RB	6-0	207	So.	Radford
48	Tommy Cooper	DB	6-3	198	So.	Stuarts Draft
49	Ricky Bush	LB	6-4	205	Fr.	Roanoke
51	Barry Miller	C	6-4	235	Fr.	Radford
52	Curt Lowery	LB	6-0	214	So.	Virginia Bch.
53	Doug Thatcher	LB	5-11	185	Jr.	Roanoke
54	Keith Gibson	OL	6-1	250	So.	Church Hill, Tenn.
55	Blair Buskirk	C	6-0	215	So.	Bryn Mawr, Pa.
56	Bill Schrews	DL	6-0	206	So.	Bethesda, Md.
57	Bill Wallace	C	6-0	224	Sr.	Media, Pa.
58	Larry Capps	OL	6-2	229	So.	Newport News
59	Randy Vey	C	6-1	207	Sr.	Edison, N.J.
60	Mike Brammer	OL	6-1	220	So.	Roanoke
61	Charley Martin	OL	6-0	220	Sr.	Bristol, Tenn.
62	Allen Cure	OL	6-2	220	Jr.	Lynchburg
63	Gerald Sheehan	LB	6-2	195	Fr.	Wilmington, Del.
65	Danny Patterson	OL	6-4	253	So.	West Point
66	Tony Smith	T	6-3	215	Fr.	Richmond
67	Andre Tennessee	DL	6-1	227	Jr.	Philadelphia, Pa.
68	Larry Bearekman	DL	6-2	225	Jr.	Richmond
69	Greg Birtsch	DL	6-5	248	Fr.	E. Aurora, N.Y.
70	Brent Bledsoe	DL	6-1	231	Fr.	Kingsport, Tenn.
71	Greg Fry	OL	6-5	249	So.	Frederick, Md.
72	Rondal Davis	OL	6-3	245	So.	Stony Creek, Tenn.
74	Phil Philbrick	OL	6-1	250	Jr.	Portsmouth
75	Don Rudzinski	OL	6-1	230	So.	Fairfax
77	Tom Beasley	DL	6-5	228	So.	Northfork, W. Va.
78	Mike Arbaugh	OL	5-11	224	Jr.	Charlottesville
79	Tom Turner	DL	6-1	231	Jr.	Andover
80	Ricky Scales	WR	5-11	178	Sr.	Martinsville
81	Kevin Dick	TE	6-3	209	Jr.	Matoaca
82	Ken Lambert	DE	6-3	205	Sr.	Jacksonville, Fla.
83	Jay Neal	WR	6-2	160	Jr.	Strasburg
86	Jerry Inge	WR	6-1	185	Jr.	Virginia Bch.
88	Billy Hardee	DB	6-0	180	Jr.	Mulberry, Fla.
89	Norris Rutherford	TE	6-1	208	So.	Alexandria
90	Larry Blunt	DE	6-2	203	So.	Franklin
91	Keith McCarter	DE	6-3	190	So.	Colonial Hts.
92	Stuart Patterson	DE	6-2	210	So.	Lynchburg
94	John Groover	DE	6-3	200	So.	Elizabethton, Tenn.

IMPORTANT: Most player categories are ranked on per-game average. Thus, it's vital that you consider every player (on both teams) with any statistics in any game this season (get season player statistics from both SIDs). Then list below the code number and last name of players who have season figures but did NOT play in this game. A game played is one play—whether or not the player touches the ball. All players will be charged with a game unless you tell NCSS otherwise. If a player with first-time statistics has missed games, fill in below—after getting from his SID how many games missed.

DID NOT PLAY IN THIS GAME

Code No. Last Name Code No. Last Name Code No. Last Name Code No. Last Name

45 KEY 86 BACK

PLAYERS WITH FIRST-TIME STATISTICS WHO HAVE MISSED GAMES: Code No. Last Name Code No. Last Name Code No. Last Name

Player Code	PLAYER	RUSHING			PASSING				TOTAL OFFENSE		RECEIVING		INT. RETURNS		PUNTING		PUNT RETURNS		K. O. RETURNS		X P. Kicks		Other X Pts.		Field Goals		
		Rushes	Gain	Loss	Net	TD's	Att.	Comp.	Int.	Yards	TD's	Conv.	Plays	Yards	Catches	Yards	TD's	No.	Yards	TD's	Att.	Made	Att.	Made	Att.	Made	Points
07	BRIGHT	10	50	0	50	0	B			10	50	2	72	1	E			1	34	0	H	4	184	1	2		12
59	MILLER	3	10	0	10	0	B			3	10	1	7	0	E			G			H						
52	MATHIESON	3	0	19	-19	0	B			37	211	D			E			G			H						
57	McKinnon	2	8	0	8	0	B			2	8	D			E			G			H						
85	THOMAS, R.	4	20	0	20	0	B			4	20	D			E			G			H						
19	DAVIDSON	1	1	0	1	0	B			1	1	D			E			G			H						
49	LEGGETT	4	7	4	3	0	B			4	3	D			E			G			H						
78	STOCKTON	A					B			C		D	1	9	E			G			H						
63	OVERBY	A					B			C		D	2	24	E			G			H						
77	SCHUMANN	A					B			C		D	3	30	E			G			H						
30	GOLDSMITH	A					B			C		D	5	81	E			G			H						
01	ALLEN	A					B			C		D			E			G			H						
05	BECKMAN	A					B			C		D	1	12	E			G			H						
20	DOWNEY	A					B			C		D			E			G			H						
02	ASKIN	A					B			C		D			E			G			H						
41	JACKSON, B.	A					B			C		D			E			G			H						
		A					B			C		D			E			G			H						
		A					B			C		D			E			G			H						
		A					B			C		D			E			G			H						
		A					B			C		D			E			G			H						
		A					B			C		D			E			G			H						
		A					B			C		D			E			G			H						
		A					B			C		D			E			G			H						
		A					B			C		D			E			G			H						
		A					B			C		D			E			G			H						
		A					B			C		D			E			G			H						
		A					B			C		D			E			G			H						
		A					B			C		D			E			G			H						
		A					B			C		D			E			G			H						
		A					B			C		D			E			G			H						
		A					B			C		D			E			G			H						
		A					B			C		D			E			G			H						
		A					B			C		D			E			G			H						
		A					B			C		D			E			G			H						
		A					B			C		D			E			G			H						
		A					B			C		D			E			G			H						
		A					B			C		D			E			G			H						
		A					B			C		D			E			G			H						
		A					B			C		D			E			G			H						
		A					B			C		D			E			G			H						
		A					B			C		D			E			G			H						
		A					B			C		D			E			G			H						
		A					B			C		D			E			G			H						
		A					B			C		D			E			G			H						
		A					B			C		D			E			G			H						
		A					B			C		D			E			G			H						
		A					B			C		D			E			G			H						
		A					B			C		D			E			G			H						
		A					B			C		D			E			G			H						
		A					B			C		D			E			G			H						
		A					B			C		D			E			G			H						
		A					B			C		D			E			G			H						
		A					B			C		D			E			G			H						
		A					B			C		D			E			G			H						
		A					B			C		D			E			G			H						
		A					B			C		D			E			G			H						
		A					B			C		D			E			G			H						
		A					B			C		D			E			G			H						
		A					B			C		D			E			G			H						
		A					B			C		D			E			G			H						
		A					B			C		D			E			G			H						
		A					B			C		D			E			G			H						
		A					B			C		D			E			G			H						
		A					B			C		D			E			G			H						
		A					B			C		D			E			G			H						
		A					B			C		D			E			G			H						
		A					B			C		D			E			G			H						
		A					B			C		D			E			G			H						
		A					B			C		D			E			G			H						
		A					B			C		D			E			G			H						
		A					B			C		D			E			G			H						
		A					B			C		D			E			G			H						
		A					B			C		D			E			G			H						
		A					B			C		D			E			G			H						
		A					B			C		D			E			G			H						
		A					B			C		D			E			G			H						
		A					B			C		D			E			G			H						
		A					B			C		D			E			G			H						
		A					B			C		D			E			G			H						
		A					B			C		D			E			G			H						
		A					B			C		D			E			G			H						
		A					B			C		D			E			G			H						
		A					B			C		D			E			G			H						
		A					B			C		D			E			G			H						
		A					B			C		D			E			G			H						
		A					B			C		D			E			G			H						
		A					B			C		D			E			G			H						
		A					B			C		D			E			G			H						
		A					B			C		D			E			G			H						
		A					B			C		D			E			G			H						
		A					B			C		D			E			G			H						
		A					B			C		D			E			G			H						
		A					B			C		D			E			G			H						
		A					B			C		D			E			G			H						
		A					B			C		D			E			G			H						
		A					B			C		D			E			G			H						

Visiting Team

VIRGINIA TECH (VPT)

First Downs: (Rush) 20 (Pass) 5 (Pen.) 1 Total 26

Penalties Against: (No.) 2 (Yards) 10

Own Fumbles: (No.) 3 (Lost) 1

Visiting Team Totals

92	43	21	410	6	10	7	0	134	2	0	82	544	9	134	2	2	44	0	4	148	0	3	74	0	4	61	0	8	8	8	0	0	0	56
----	----	----	-----	---	----	---	---	-----	---	---	----	-----	---	-----	---	---	----	---	---	-----	---	---	----	---	---	----	---	---	---	---	---	---	---	----

SCORE BY QUARTERS	1st	2nd	3rd	4th	Total
FLORIDA STATE	7	14	0	0	21
VIRGINIA TECH	2	14	7	5	28

Time of Game: Kickoff

7:30

P.M. End of Game

P.M. Total Elapsed Time

(Including intermission)

Weather Conditions

64° CALM

SCORING SUMMARY

List all scoring plays in sequence. "Time left" means time remaining in the quarter. Under "play," to save you time, please use only: Rush, Pass, INT, PR, KOR, FUM, FG or SAF (instead of writing out interception, punt, kickoff and fumble returns, field goal or safety).

On pass play, list passer first, then receiver and combined yardage of pass and

Team	Qtr.	Time Left	Play	Player(s)
VA. TECH	1	12:10	RUSH	ADAMS
VA. TECH	1	8:58	RUSH	ARIANS
FLA. STATE	1	7:55	PASS/RUN	MATHIESON - BRIGHT
VA. TECH	1	7:33	PASS	BARNES - SCALES
VA. TECH	2	11:00	RUSH	BLUEFORD
FLA. STATE	2	10:47	KICK RETURN	BRIGHT
VA. TECH	2	9:55	RUSH	COLES
FLA. STATE	2	4:54	PUNT RETURN	B. JACKSON
VA. TECH	3	9:20	PASS	BARNES - DICK
VA. TECH	3	5:49	RUSH	ROGERS
VA. TECH	4	10:45	RUSH	COLES
VA. TECH	2	10:00		
VA. TECH	10	20:00		

Yards	PAT	Player(s)	K	P	R	G	NG
17		LATIMER	✓				
1		LATIMER	✓				
55		ASKIN	✓				
31		LATIMER	✓				
1		LATIMER	✓				
100		ASKIN	✓				
73		LATIMER	✓				
80		ASKIN	✓				
16		LATIMER	✓				
26		LATIMER	✓				
1		LATIMER	✓				

MISSED FIELD GOAL ATTEMPTS

List all missed field goal attempts by both teams. Number listed below should agree with total misses on the front of this form under Field Goals.

Team	Play	Player(s)	Yards

IMPORTANT: Most player categories are ranked on per-game average. Thus, it's vital that you consider every player (on both teams) with any statistics in any game this season (get season player statistics from both SID's). Then list below the code number and last name of players who have season figures but did NOT play in this game. A game played is one play—whether or not the player touches the ball. All players will be charged with a game unless you tell NCSS otherwise. If a player with first-time statistics has missed games, fill in below—after getting from his SID how many games missed.

DID NOT PLAY IN THIS GAME

Code No.	Last Name	Code No.	Last Name	Code No.	Last Name	Code No.	Last Name	Code No.	Last Name
PLAYERS WITH FIRST-TIME STATISTICS WHO HAVE MISSED GAMES: Code No. Last Name Code No. Last Name Code No. Last Name Code No. Last Name Code No. Last Name									

Player Code	PLAYER	RUSHING				PASSING				TOTAL OFFENSE		RECEIVING		INT. RETURNS		PUNTING		PUNT RETURNS		X Pl. Kicks				Other X Pls.		Field Goals				
		Rushes	Gain	Loss	Net	TD's	Att.	Comp.	Int.	Yards	TD's	Conv.	Plays	Yards	Catches	Yards	TD's	No.	Yards	Blk'd.	No.	Yards	TD's	Att.	Made	Att.	Made	Points		
01	ADAMS	9	67	0	67	1	B					C	9	67	D		E	F		G		H		S	1				6	
02	ARIANS	1	1	0	1	1	B	1	0	0	0	C	2	1	D		E	F		G		H		S	1				6	
07	BLUEFORD	9	56	2	54	1	B					C	9	54	D		E	F		G		H		S	1				6	
16	COLES	11	116	0	116	2	B					C	11	116	D		E	F		G		H	1	2					12	
27	FOSTER	5	20	0	20	0	B					C	5	20	D		E	F		G		H		S						
35	HEATH	4	15	4	11	0	B					C	4	11	D		E	F		G		H		S						
50	LATIMER						B					C			D		E	F		G		H		S	8				8	
55	MEDANIEL						B					C			D		E	F	4		G		H		S					
76	SCALES						B					C			D	2	E	F		G		H		S	1				6	
85	TOAL	2	13	0	13	0	B					C	2	13	D		E	F		G		H		S						
20	DICK						B					C			D	3	E	F		G		H		S	1				6	
73	ROGERS	16	91	1	90	1	B					C	16	90	D	1	E	F		G		H		S	1				6	
61	NEAL						B					C			D	1	E	F		G		H		S						
56	MULLINAX	9	42	6	36	0	B	2	1	0	17	C	11	53	D		E	F		G		H		S						
80	SNELL	2	8	0	8	0	B					C	2	8	D		E	F		G		H		S						
45	KING	1	1	0	1	0	B					C	1	1	D		E	F		G		H		S						
05	BARNES	3	1	8	7	0	B	7	6	0	117	C	10	110	D		E	F		G		H		S						
67	PAYNE						B					C			D		E	1		G		H	3							
	RAZZANO						B					C			D		E			G		H		S						
34	HARDEE						B					C			D		E			G		H		S						
14	TEAM TOTALS	72	430	21	408	6	B	10	7	0	134	C	82	544	D	7	E	2		F		H	4		S	8	8	0	0	56

Home team	FLORIDA STATE UNIV.	First Downs: (Rush) 4 (Pass) 9 (Pen.) 0 Total 13	Penalties Against: (No.) 7 (Yards) 66	Own Fumbles: (No.) 1 (Lost) 1		
HOME TEAM TOTALS	27 96 23 73	35 16 2 239 1 0 62 312	16 239 1	0 0 0 0 4 171 1	5 205 1	3 3 3 0 0 0 0 21

FLORIDA STATE vs. VIRGINIA TECH NOV. 16, 1974

FINAL TEAM FOOTBALL STATISTICS

	VA. TECH VISITORS	F.S.U. HOME TEAM
First Downs Rushing	20	4
First Downs Passing	5	9
First Downs by Penalties	1	0
TOTAL FIRST DOWNS	26	13
Number Attempts Rushing	72	27
Yards Gained Rushing	350 431	96
Yards Lost Rushing	21	23
NET YARDS GAINED RUSHING	329 410	73
Number Passes Attempted	10	35
Number Passes Completed	7	16
Number Passes Had Intercepted	0	2
NET YARDS GAINED PASSING	134	239
Number Plays Rushing and Passing	82	62
TOTAL OFFENSE YARDAGE	543	312
Number Interceptions	2	0
NET YARDS INTERCEPTIONS RETURNED	44	0
Number Times Punted	4	4
Number Punts Had Blocked	0	0
PUNTING AVERAGE, YARDS	37, 148	40.5, 162
Number Punts Returned	3	4
NET YARDS PUNTS RETURNED	74	171
Number Kickoffs Returned	4	5
NET YARDS KICKOFFS RETURNED	61	205
Number Times Penalized	2	7
TOTAL YARDS PENALIZED	10	66
Number Times Fumbled	3	1
NUMBER OWN FUMBLES LOST	1	1

VIRGINIA TECH 21 14 14 7 56

Visitors

FLORIDA STATE 7 14 0 0 21

Home Team

Scoring: VPI ADAMS 17YD RUN PAT LATIMER KICK
VPI ARIANS 1YD RUN PAT LATIMER KICK
FSU BRIGHT PASS/RUN FROM MATHIESON 55YD ASKIN PAT KICK
VPI SCALES 31YD PASS FROM BARNES LATIMER PAT KICK
VPI BLUEFORD 1YD RUN LATIMER PAT KICK
FSU BRIGHT 100yd KICKOFF RETURN ASKIN PAT KICK
VPI COLES 73YD RUN LATIMER PAT KICK
FSU JACKSON BOYD PUNT RETURN ASKIN PAT KICK
VPI DICK 16YD PASS FROM BARNES LATIMER PAT KICK
VPI ROGERS 26YD RUN LATIMER PAT KICK
VPI COLES 1YD RUN LATIMER PAT KICK

Attendance: 27,707 Weather: 64° AND CLEAR