

(ORIGINAL)

SUMMARY OF FOOTBALL GAME STATISTICS — Visiting Team

TEAM CODE
251

Visiting Team FLORIDA STATE First Downs: (Rush) 9 (Pass) 11 (Pen.) 1 Total 21 Penalties Against: (No.) 5 (Yards) 45 Own Fumbles: (No.) 0 (Lost) 0

Player Code	PLAYER	RUSHING					FORWARD PASSING					TOT. OFFENSE		RECEIVING			INT. RETURNS		PUNTING			PUNT RETURNS			K. O. RETURNS			SCORING						
		Times Carried	Yards Gain	Yards Loss	Net Gain	TD's	No. Att.	No. Comp.	Had Int.	Net Gain	Scoring TD's Conv.	Total Plays	Net Gain	No. Caught	Yards Gain	TD's	No. Inter.	Yards Return	TD's	Times Kicked	Yards Kicked	Blkd.	Number Returns	Yards Return	TD's	Number Returns	Yards Return	TD's	Touch-downs	X Pts. Att.	Kick Made	Other X Pts. Made	Field Goals Att.	Goals Made
53	MANHINS	A 12	111	0	111	3	B				C 12	111	D 2	16	1	E			F			G			S 4									24
56	MOREMAN	A 15	58	1	57		B	2	1	0	16	C 17	73	D 2	32		E		F			G			S									
67	PAULIC	A 6	40	1	39		B 19	12	0	83	2	C 25	222	D			E		F			G			S									
33	HAMMOND	A 4	13	5	8		B 6	3	0	76	1	C 10	84	D			E		F			G			S									
31	GREEN	A 3	10	4	6		B					C 3	6	D 3	90	1	E		F			G			S 1								6	
	HURST	A 4	10	4	6		B					C 4	6	D			E		F			G			S									
	GUNTER	A 2	8	2	6		B					C 2	6	D			E		F			G			S									
	BURKHARDT	A 7					B 1	0	0	0		C 1	0	D			E		F			G			S									
	SELLERS	A					B					C		D 3	73	1	E		F			G			S 1								6	
	TAYLOR	A					B					C		D 3	39		E		F			G			S									
	GLASS	A					B					C		D 2	20		E		F			G			S									
	WETHERELL	A					B					C		D 1	5		E		F			G			S									
	HOLBUS	A					B					C		D			E 2	28		F 5	150	D			S									
	HOSACH	A					B					C		D			E		F			G			S									
	SUMNER	A					B					C		D			E		F			G 1	10		S									
	CAMPBELL	A					B					C		D			E		F			G 1	0		S									
	RHODES	A					B					C		D			E		F			G			S	0	6	6	0	0	0	6		
	ROBERTS	A					B					C		D			E		F			G			S									
		A					B					C		D			E		F			G			S									
	TEAM TOTALS	46	250	17	233	3	68	16	0	275	3	0	74	58	16	225	3	2	28	5	150	0	2	40	0	6	6	6	0	0	1	0	6	

Opponents TEXAS TECH First Downs: (Rush) 11 (Pass) 15 (Pen.) 0 Total 26 Penalties Against: (No.) 3 (Yards) 45 Own Fumbles: (No.) 3 (Lost) 1

Enter Here Team Totals From Home Team Summary	RUSHING					FORWARD PASSING					TOT. OFFENSE		RECEIVING			INT. RETURNS		PUNTING		PUNT RETURNS		K. O. RETURNS		SCORING							
	Times Carried	Yards Gain	Yards Loss	Net Gain	TD's	No. Att.	No. Comp.	Had Int.	Net Gain	Scoring TD's	Total Plays	Net Gain	No. Caught	Yards Gain	TD's	No. Inter.	Yards Return	TD's	Times Kicked	Yards Kicked	Blkd.	Number Returns	Yards Return	TD's	Touchdowns	X Pts. Kick		Other X Pts.		Field Goals Made	Points
																										Att.	Made	Att.	Made		
HOME TEAM TOTALS	41	212	11	201	0	68	22	2	310	2	0	84	511	22	310	2	0	0	4	140	0	2	2	0	5	3	1	2	1	0	33

Date of Game OCT 15, 1966 Where Played LUBBOCK, TEXAS Authenticated by Ronald K. Kishner and Lynn Bunt (For Opponents)

CONDENSED RULES FOR RECORDING FOOTBALL STATISTICS *
(Originated by the N.C.A.A. Football Rules Committee's Sub-committee on Football Statistics)

(Continued from back of Form 347-A.)

SECTION 6 — PUNTS.

Article 1: Punts are measured from the line of scrimmage to the point where the receiving team first gains or loses possession of the ball, or if untouched by the receiving team, to the point where the ball is downed by the kicking team or goes out of bounds.

Article 2: When a punt goes over the goal line (touchback), distance of the punt is measured from the line of scrimmage to the goal line.

Article 3: A blocked punt is recorded as a "team" entry, and not charged against the individual kicker. Thus, in the case of a blocked punt which does not pass the line of scrimmage, enter the word "team" in lieu of kicker's name and charge one punt for NO yards, so the blocked punt is included under "Times Kicked" in team totals.

If the ball travels toward the kicker's goal and is recovered by the blocking team, the yardage is treated as a punt return by the player who blocked the kick. If the ball travels toward the kicker's goal and is recovered by the kicking team, the yardage is treated as a punt return by the player who blocked the kick—and the blocking team is charged with a fumble lost, except on fourth down.

SECTION 7 — KICK RETURNS.

Article 1: Only the number of punts and kickoffs which the receiving team actually attempts to return are included under kick returns. (Exception — Blocked kicks which travel toward the kicker's goal. See Article 3 of Section 6.)

Article 2: Returns are measured from the point where the returning player first gains or loses possession of the ball to the point where the ball is declared dead or is lost by fumble.

Article 3: The return of an attempted field goal, which falls short and is returned by the defending team, is treated as a punt return.

SECTION 8 — FREE KICKS.

Free kicks are recorded as kickoffs if made from placement and as punts if the ball is punted. The receiving player is credited with a kickoff return or a punt return, respectively.

SECTION 9 — GOALS FROM THE FIELD.

Successful goals from the field are measured from the point where the ball is kicked to the goal posts (to the goal line plus ten yards, since the goal posts are ten yards behind the goal line).

*See the OFFICIAL FOOTBALL STATISTICIANS' MANUAL for complete rulings and interpretations.

ADDITIONAL STATISTICS

Table with 5 columns: Official Attendance, Weather Conditions, Score by Quarters (1st, 2nd, 3rd, 4th), Total. Handwritten entries: 28,107; Cold; FSU 14, 14, 0, 14; 42; Texas Tech 0, 13, 6, 14; 33.

PRINCIPAL INDIVIDUAL PLAYS

List all scoring plays; also non-scoring plays (including punts) gaining 50 yards or more, and all missed field goal attempts.

Under "type of play" indicate rush, pass, int. runback, punt runback, kickoff runback, punt or field goal. List tries-for-points as P.A.T. kick, P.A.T. rush or P.A.T. pass.

On pass play, give passer first, then receiver, and combined yardage of pass and run. Measure runbacks from goal line, if started in end zone. Measure field goal attempts from point of kick. All other plays are measured from line of scrimmage.

Table with 5 columns: Type of Play, Player or Players, Team, Yards, Scored? Handwritten entries include F PASS PAJOLIC TO MANKINS FSU 5 YES, RUSH MANKINS FSU 2 YES, RUSH MANKINS FSU 1 YES, F PASS SCOVELL TO GILBERT TECH 9 YES, RUSH MANKINS FSU 1 YES, RUSH SCOVELL TECH 8 YES, RUSH SCOVELL TECH 1 YES, F PASS PAJOLIC TO GREEN FSU 58 YES, F PASS HAMMOND TO SELLERS FSU 52 YES, RUSH SCOVELL TECH 5 YES, F PASS ALFORD TO ALLEN TECH 27 YES, PAT KICK ROBERTS FSU 69 6 YES, PAT KICK VINYARD TECH 19 2 YES, PAT PASS SCOVELL TECH NO, PAT RUN SCOVELL TECH YES, PAT PASS ALFORD TECH NO, PAT GOAL ROBERTS FSU 31 NO, RUN MANKINS FSU 60 NO.

The distance of such kicks is recorded on form 347 only under "principal individual plays". If kick is unsuccessful, show yard line from which kicked, in lieu of distance.

SECTION 10 — POINTS AFTER TOUCHDOWN.

Article 1: A player attempting a try-for-point-after-touchdown by kicking is not charged with an attempt when a bad pass from center or a fumble by the ball holder, precludes an opportunity to kick. Such an unsuccessful attempt is charged to the "team," rather than to any individual player. However, if the ball is momentarily fumbled and then kicked, an attempt is charged to the individual kicker, regardless of the success or failure of the effort.

Article 2: The try-for-point-after-touchdown is made while time is out and is not recorded as a play from scrimmage (rush, pass or kick).

When a try-for-point-after-touchdown is by forward passing, the passer is charged (under SCORING) with the attempt, whether successful or not. If successful, the receiver is credited under SCORING with the conversion and points scored, and the passer is credited with a conversion under FORWARD PASSING.

Such a passing effort is recorded as a PAT attempt and is NOT recorded as a pass attempt or a pass reception.

SECTION 11 — SAFETIES.

No individual credit is recorded for any player on either team when a safety is scored. The team benefiting from the score is credited.

SECTION 12 — FUMBLES.

On any play terminated by a fumble, the yards involved to the point of recovery are credited or charged to the player who fumbled, regardless of which team recovers the fumble.

(Approved Ruling — On rushing play, ball carrier of Team A fumbles at the line of scrimmage and the ball travels 5 yards toward Team B goal line, before it is recovered by Team B. Player of Team A who fumbled is credited with rushing gain of 5 yards and Team A is charged with a fumble lost.)

WILD PASS FROM CENTER.

Any loss resulting from an obvious wild pass from center is charged to "center pass," and not to any individual player.

(ORIGINAL)

SUMMARY OF FOOTBALL GAME STATISTICS — Home Team

TEAM CODE	508
Home Team	Ten Tech

First Downs: (Rush) 11 (Pass) 15 (Pen.) 0 Total 26 Penalties Against: (No.) 3 (Yards) 45 Own Fumbles: (No.) 3 (Lost) 1

Player Code	PLAYER	RUSHING				FORWARD PASSING				TOT. OFFENSE		RECEIVING		INT. RETURNS		PUNTING		PUNT RETURNS		K. O. RETURNS		SCORING												
		Times Carried	Yards Gain	Yards Loss	Net Gain	TD's	No. Att.	No. Comp.	Had Int.	Net Gain	Scoring TD's	Conv.	Total Plays	Net Gain	No. Caught	Yards Gain	TD's	No. Inter.	Yards Return	TD's	Times Kicked	Yards Kicked	Blkd.	Number Returns	Yards Return	TD's	Touch-Downs	X Pts. Att.	Kick Made	Other X Pts. Att.	Field Goals Att.	Goals Made	Points	
44	LEINERT	A	15	82	0	82						C	15	82	D	2	33	0	E		F			G		H	6	140						S
50	LOVELACE	A	3	3	0	3						C	3	3	D				E		F			G		H							S	
79	SOOKVELL	A	10	44	11	38	3	B	30	15	102	1	C	40	240	D			E		F			G		H							S	
26	FREEMAN	A	8	62	0	62		B				C	8	62	D	3	33	0	E		F			G		H							S	
04	BAKER	A	3	9	0	9		B				C	3	9	D	1	21	0	E		F			G		H							S	
01	ALFORD	A	1	3	0	3		B	13	7	108	1	C	14	111	D			E		F			G		H							S	
17	DAVIS	A	1	4	0	4		B				C	1	4	D				E		F			G		H							S	
24	GILBERT	A						B				C			D	12	134	1	E		F			G		H							S	
	ALLEN	A						B				C			D	3	50	1	E		F			G		H							S	
08	BREUER	A						B				C			D	1	14	0	E		F			G		H							S	
	VINEYARD	A						B				C			D				E		F			G		H							S	
23	EDWARDS	A						B				C			D				E		F			G		H							S	
06	BAUGH	A						B				C			D				E		F			G		H							S	
		A						B				C			D				E		F			G		H							S	
		A						B				C			D				E		F			G		H							S	
		A						B				C			D				E		F			G		H							S	
		A						B				C			D				E		F			G		H							S	
		A						B				C			D				E		F			G		H							S	
		A						B				C			D				E		F			G		H							S	
		A						B				C			D				E		F			G		H							S	
		A						B				C			D				E		F			G		H							S	
		A						B				C			D				E		F			G		H							S	
		A						B				C			D				E		F			G		H							S	
		A						B				C			D				E		F			G		H							S	
		A						B				C			D				E		F			G		H							S	
		A						B				C			D				E		F			G		H							S	
		A						B				C			D				E		F			G		H							S	
		A						B				C			D				E		F			G		H							S	
		A						B				C			D				E		F			G		H							S	
		A						B				C			D				E		F			G		H							S	
		A						B				C			D				E		F			G		H							S	
		A						B				C			D				E		F			G		H							S	
		A						B				C			D				E		F			G		H							S	
		A						B				C			D				E		F			G		H							S	
		A						B				C			D				E		F			G		H							S	
		A						B				C			D				E		F			G		H							S	
		A						B				C			D				E		F			G		H							S	
		A						B				C			D				E		F			G		H							S	
		A						B				C			D				E		F			G		H							S	
		A						B				C			D				E		F			G		H							S	
		A						B				C			D				E		F			G		H							S	
		A						B				C			D				E		F			G		H							S	
		A						B				C			D				E		F			G		H							S	
		A						B				C			D				E		F			G		H							S	
		A						B				C			D				E		F			G		H							S	
		A						B				C			D				E		F			G		H							S	
		A						B				C			D				E		F			G		H							S	
		A						B				C			D				E		F			G		H							S	
		A						B				C			D				E		F			G		H							S	
		A						B				C			D				E		F			G		H							S	
		A						B				C			D				E		F			G		H							S	
		A						B				C			D				E		F			G		H							S	
		A						B				C			D				E		F			G		H							S	
		A						B				C			D				E		F			G		H							S	
		A						B				C			D				E		F			G		H							S	
		A						B				C			D				E		F			G		H							S	
		A						B				C			D				E		F			G		H							S	
		A						B				C			D				E		F			G		H							S	
		A						B				C			D				E		F			G		H							S	
		A						B				C			D				E		F			G		H							S	
		A						B				C			D				E		F			G		H							S	
		A						B				C			D				E		F			G		H							S	
		A						B																										

October 15, 1966

Weather At Game Time: Clear, 56 degrees, wind out of SE at 8 mph

Texas Tech won the toss, elected to receive and will defend the North Goal

Roberts kicks off, Leinert ret from TT8 to TT20

Tech on TT20:

1-10: TT20-Scovell passes incomplete, intended for Leinert - Time Out - Florida

2-10: TT20-Leinert over right end to TT25

3-5: TT25-Lovelace into left tackle to TT26

4-4: TT26-Vinyard punts, Sumner ret from FS39 to FS40

Florida State on FS40:

1-10: FS40-Pajcic passes to Moreland to TT37, Tech pen to TT22 for face mask

*1-10: TT22-Pajcic passes to Sellers incomplete

2-10: TT22-Pajcic passes to Taylor to TT13

3-1: TT13-Mankins into the middle to TT11

*1-10: TT11-Moreman into right tackle to TT10

2-9: TT10-Moreman through the middle to TT2, FS pen to TT15 for motion

2-14: TT15-Pajcic passes incomplete, intended for Taylor

3-14: TT15-Pajcic passes to Taylor to TT5

4-4: TT5-Roberts fakes a field goal, passes incomplete intended for Taylor

Tech on TT5:

1-10: TT5-Leinert into right tackle to TT8

2-7: TT8-Lovelace into right end to TT8, no gain

3-7: TT8-Scovell passes to Gilbert to TT19

*1-10: TT19-Scovell on keeper around left end to TT22

2-7: TT22-Scovell is hit trying to pass, fumbles, rec. by Matthews on TT11 for Florida.

Florida State on TT11:

1-10: TT11-Moreman around right end to TT8

2-7: TT8-Moreman crosses into right tackle to TT5

3-4: TT5-Pajcic passes to Mankins (deflected by Cox) for touchdown with 7:27 to go Florida St. 6 Tech 0
Roberts converts
Florida St. 7 Tech 0

Roberts kicks off, Leinert ret from TT3 to TT18

Tech on TT18:

1-10: TT18-Leinert into right tackle to TT23

2-5: TT23-Lovelace into right tackle to TT25

3-3: TT25-Scovell passes incomplete intended for Leinert

4-3: TT25-Vinyard punts, Campbell ret from FS40, loses to FS35

Florida St. on FS 35:

*1-10: FS35-Moreman passes to Taylor to TT49

*1-10: TT49-Pajcic runs around left end to TT32

*1-10: TT32-Pajcic passes incomplete, intended for Mankins

*1-10: TT32-Pajcic passes on screen to Green to TT6

*1-10: TT6-Moreman into the middle to TT4

2-4: TT4-Mankins into right tackle to TT2

3-2: TT2-Mankins dives over left tackle for touchdown with 2:59 to go

Florida St. 13 Tech 0

Roberts converts

Florida St. 14 Tech 0

Roberts kicks off, Leinert ret from TT2 to TT29

Tech on TT29:

1-10: TT29-Leinert around left end to TT40

*1-10: TT40-Scovell passes to Gilbert to FS48

*1-10: FS48-Leinert into right tackle to FS41

2-3: FS41-Freeman around left end to FS37, Tech pen to TT46 for clipping

3-19: TT46-Scovell passes to Gilbert to FS40

4-3: FS40-Leinert around left end to FS40, no gain

Florida St. on FS40: Time Out - Florida State

1-10: FS40-Pajcic passes incomplete intended for Jones

2-10: FS40-Pajcic passes incomplete intended for Glass

3-10: FS40-Pajcic on keeper to 50

end of first quarter Florida St. 14 Tech 0

OUT-CUE : SCORE BOARD

10:23

No FILM

Florida St. on 50 moving south

- 1-10: 50-Pajcic around left end to FS49, loss of one yard
 2-11: FS49-Pajcic passes to Mankins to TT14
 *1-10: TT14-Pajcic passes to Mankins to TT10, Florida pen to TT19 - illegal proc.
 1-15: TT19-Pajcic pitches out to Moreman who passes incomplete int. for Sellers
 2-15: TT19-Pajcic passes to Green to TT13
 3-9: TT13-Pajcic passes to Mankins to TT2
 *1-2: TT2-Mankins into left tackle to TT1
 2-1: TT1-Mankins over left tackle to score with 12:17 to go
 Florida St. 20 Tech 0
 Roberts converts
 Florida St. 21 Tech 0

Roberts kicks off, Leinert ret from TT6 to TT30
 Tech on TT30:

- 1-10: TT30-Scovell passes incomplete intended for Leinert
 2-10: TT30-Scovell passes to Gilbert to TT46
 1-10: TT46-Scovell around right end to 50
 2-6: 50-Leinert around left end, cuts back to FS33 X Time Out - Tech
 *1-10: FS33-Scovell passes to Baker to FS12
 *1-10: FS12-Leinert around left end to FS9
 2-7: FS9-Scovell passes to Gilbert for touchdown with 9:43 to go
 Florida St. 21 Tech 6
 Vinyard converts
 Florida St. 21 Tech 7

Vinyard kicks off, Wetherell downs ball in end zone

Florida St. on FS20

- 1-10: FS20-Mankins around left end to TT20 X 50 FT
 *1-10: TT20-Moreman into the middle to TT15
 2-5: TT15-FREEMAN cuts into left side to TT9
 *1-9: TT9-Mankins around left end for touchdown with 7:22
 Florida St. 27 Tech 7
 Roberts converts
 Florida St. 28 Tech 7

Roberts kicks off, Lovelace ret from TT4 to TT27

Tech on TT27:

- 1-10: TT27-Scovell passes incomplete, intended for Gilbert
 2-10: TT27-Freeman through left end to TT39
 *1-10: TT39-Scovell passes to Freeman (deflected by Campbell) to 50
 *1-10: 50-Scovell passes incomplete, intended for Leinert Time - Tech
 2-10: 50-Freeman through left tackle to FS27
 *1-10: FS27-Leinert around left end to FS16
 *1-10: FS16-Baker into left tackle to FS10
 2-4: FS10-Scovell around right end to FS6, shy of first down
 3-1: FS6-Leinert dives into right tackle to FS5
 *1-5: FS5-Scovell passes incomplete intended for Leinert
 2-5: FS5-Scovell passes incomplete intended for Gilbert
 *3-5: FS5-Scovell passes, intercepted by Kolbus who steps out on FS1

Florida State on FS1:

- 1-10: FS1-Hammond on keeper to FS2
 2-9: FS2-Hammond on keeper to FS4
 3-7: FS4-Hosack punts, Edwards signals fair catch on FS31, FS pen to FS16

Tech on FS16:

- 1-10: FS16-Scovell laterals to Freeman to FS15
 2-9: FS15-Scovell passes incomplete, intended for Gilbert
 3-9: FS15-Freeman through left tackle to FS8 Time Out - Tech
 4-2: FS8-Scovell around right end for touchdown with 1:10 to go
 Florida St. 28 Tech 13
 Vinyard misses conversion attempt

Vinyard kicks off, short kick attempted, ball covered Rhodes for FS on FS47
 Florida St. on FS47:

- 1-10: FS47-Hammond dropped on FS42, loss of five
 2-15: FS42-Hammond passes incomplete, intended for Green
 3-15: FS42-Hammond on keeper to TT47 Time Out - FS
 4-6: TT47-Hosack punts, Edwards fair catches on TT8

Tech on TT8:

- 1-10: TT8-Scovell passes incomplete intended for Allen

first half ends Florida State 28 Texas Tech 13

OUT CUE: TEAM LEAVING FIELD

11:58

4

4

First Half Statistics (Cumulative)

Page 4

	FSU	TECH
First Downs	11	12
Net Yards Rushing	156	126
Net Yards Passing	106	94
Passes (Completed-Attempted)	8 of 16	7 of 17
Passes Intercepted By	1	0
Fumbles Lost	0	1
Yards Penalized	3 for 35	2 for 30
Punts, Average	2 for 34	2 for 35

SCORE BY QUARTERS		1st	2nd
FSU		14	14
TECH		0	14

LEADING RUSHERS

Player, School	Times Carried	Yards Gained	Yards Lost	Net Gain
MANKINS - FSU	7	100	0	100
PAGCIC - FSU	3	27	1	26
MOREMAN - FSU	7	22	0	22
LEINERT - TECH	10	64	0	64
FREEMAN - TECH	5	46	0	46

LEADING PASSERS

Player, School	Att.	Comp.	Yards	
SCOVELL - TECH	17	8	94	1 Int 1 TD
PAGCIC - FSU	12	7	90	0 Int 1 TD

Tech will kick off and defend the South Goal
 Vinyard kicks off, Moreman downs ball in end zone
 Florida State on FS20:

- 1-10: FS20-Moreman around left end to FS22
- 2-8: FS22-Mankins into left end to FS25
- 3-5: FS25-Pajcic passes to Taylor to FS38
- *1-10: FS38-Pajcic passes to Campbell to FS43 (correction - Wetherell)
- 2-5: FS43-Mankins into left side to FS44
- 3-4: FS44-Pajcic back to pass, runs to FS47
- 4-1: FS47-Florida St. pen to FS31 for clipping
- 3-17: FS31-Pajcic gives to Green on draw to FS37
- 4-11: FS37-Hosack punts, Edwards ret from TT27 to TT29

Tech on TT29:

- 1-10: TT29-Freeman into right tackle to TT35
 - 2-4: TT35-Leinert into right tackle to TT40 Time out - Florida St.
 - *1-10: TT40-Leinert around left end to TT40
 - 2-10: TT40-Freeman into left tackle to TT43
 - 3-7: TT43-Scovell around right end to FS43
 - *1-10: FS43-Scovell passes to Gilbert to FS31
 - *1-10: FS31-Leinert through right tackle to FS21
 - 2-3: FS24-Scovell passes to Gilbert to FS5
 - *1-5: FS5-Leinert drives into right tackle to FS1
 - 2-1: FS1-Scovell keeps for touchdown with 7:22 to go
- Florida St. 28 Tech 19
 Scovell's pass to Gilbert is incomplete

Vinyard kicks off, Wetherell downs ball in end zone
 Florida State on FS20:

- 1-10: FS20-Moreman into right tackle to FS22
- 2-8: FS22-Pajcic passes incomplete intended for Moreman
- 3-8: FS22-Pajcic passes incomplete, intended for Sellers, Tech pen to FS37 for illegal use of hands
- *1-10: FS37-Moreman dives to FS40
- 2-7: FS40-Mankins into right tackle to FS43
- 3-4: FS43-Green into right side to FS47, inches shy on measurement
- 4-1: FS47-Mankins into right tackle to FS49
- *1-10: FS49-Mankins cuts back into right tackle to TT48, Florida St. pen to FS44 for illegal procedure
- 2-15: FS44-Pajcic keeps to FS49
- 2-10: FS49-Pajcic passes to Moreman to TT42
- 3-1: TT42-Hurst into left tackle to TT43, loss of one
- 4-2: TT43-Hosack punts, ball rolls out on TT24

Tech on TT24:

- 1-10: TT24-Scovell passes to Freeman to TT27
- 2-7: TT27-Baker over right tackle to TT31
- 3-3: TT31-Scovell passes incomplete
- 4-3: TT31-Vinyard punts, Summer fair catches on FS28

Florida State on FS28:

- 1-10: FS28-Moreman dropped on FS27, loss of one
- 2-11: FS27-Pajcic runs to FS32
- 3-6: FS32-Pajcic passes to Glass to FS40
- *1-10: FS40-Moreman runs to FS43

end of third quarter Florida St. 28 Tech 19

OUTCUE: LAST PLAY

8:35

Florida St. on FS43 moving north

- 2-8: FS43-Pajcic passes incomplete intended for Mankins ~~MISSING~~
 3-8: FS43-Pajcic passes on screen to Green all the way for touchdown with ✓
 14:41 to go Florida State 34 Tech 19
 Roberts converts
 Florida State 35 Tech 19

Roberts kicks off, Leinert from TT8 to TT29

Tech on TT29:

- 1-10: TT29-Scovell passes incomplete, intended for Leinert
 2-10: TT29-Scovell around right end to TT35, Tech and Florida both receive
 pens - offsetting - both after ball was dead
 3-5: TT35-Scovell passes to Gilbert to TT48
 *1-10: TT48-Scovell passes incomplete, intended for Gilbert or Freeman
 2-10: TT48-Leinert into right tackle to 50
 3-8: 50-Scovell passes to Leinert, dropped on TT47, loss of three
 4-11: TT47-Vinyard punts, ball rolls dead on FS24

Florida State on FS24:

- 1-10: FS24-Moreman around left end, cuts back to FS26
 2-8: FS26-Hammond passes to Sellers to FS38
 *1-10: FS38-Hurst into left tackle to FS41
 2-7: FS41-Hurst around right end to FS48
 *1-10: FS48-Hammond passes to Sellers for touchdown with 10:11 to go
 Florida State 41 Tech 19
 Roberts converts
 Florida State 42 Tech 19

Roberts kicks off, Leinert downs ball in end zone

Tech on TT20:

- 1-10: TT20-Scovell passes incomplete intended for Leinert
 2-10: TT20-Scovell around right end to TT24
 3-6: TT24-Scovell passes to Leinert to FS40
 *1-10: FS40-Freeman through left tackle to FS33
 2-3: FS33-Scovell passes to Gilbert to FS19
 *1-10: FS19-Paker dropped on FS20, no gain (correction FS19)
 2-10: FS19-Scovell passes incomplete intended for Leinert
 3-10: FS19-Scovell passes to Prever to FS5
 *1-5: FS5-Scovell around right end for touchdown with 7:22 to go
 Florida State 42 Tech 25
 Scovell around right end for two-point conversion
 Florida State 42 Tech 27

Vinyard kicks off, short kick, ball rec. by Rhodes for Florida on TT49

Florida St. on TT49:

- 1-10: TT49-Hammond passes incomplete intended for Sellers
 2-10: TT49-Hammond passes incomplete intended for Moreman
 3-10: TT49-Hammond passes to Glass to TT37
 *1-10: TT37-Moreman through left tackle to TT15
 *1-10: TT15-Moreman dives into left side to TT12
 2-7: TT12-Mankins cuts back into right tackle to TT10
 3-5: TT10-Green dropped on TT14, loss of four
 4-9: TT14-Roberts attempts field goal, no good

Tech on TT20:

- 1-10: TT20-Scovell passes to Freeman to TT39 (correction - Alford threw pass)
 *1-10: TT39-Alford passes to Allen to TT49
 *1-10: TT49-Alford back to pass, runs to FS48 Time Out - Tech 3:20 to go
 2-7: FS48-Alford passes, intercepted by Kolbus on FS30, ret to TT42

Florida St. on TT42:

- 1-10: TT42-Gunter around left end to TT34
 2-2: TT34-Hurst around left end, dropped on TT37, loss of 3 - illegal procedure
 against FS refused
 3-6: TT34-Gunter dropped on TT39, loss of two
 4-8: TT39-Florida St. pen to TT44 for delay of game
 4-13: TT44-Hosack punts, ball is killed on ~~TT14~~ TT17

Tech on TT17:

- 1-10: TT17-Alford passes to Gilbert to TT38
 *1-10: TT38-Alford passes incomplete intended for McWhorter
 2-10: TT38-Alford passes incomplete intended for Gilbert :43 to go
 3-10: TT38-Alford passes to Allen to FS49
 *1-10: FS49-Alford passes incomplete intended for Davis :37 to go
 *2-10: FS49-Alford passes incomplete intended for Davis :32 to go
 3-10: FS49-Alford passes to Gilbert to FS40 :27 to go
 4-1: FS40-Davis over right tackle to FS36 Time Out - Tech :22 to go

10:50

END
FILM

*1-10: FS36-Alford passes to Davis to FS27 Time Out - Tech
2-1: FS27-Alford passes incomplete intended for Gilbert :08 to go
3-1: FS27-Alford passes to Allen for touchdown with :01 to go
Florida St. 42 Tech 33
Alford passes incomplete on conversion attempt intended
for Lovelace

Vinyard kicks short, ball rec by Seat for Tech but time runs out

Final Score:	Florida State	42
	Texas Tech	33

105
26/390
36
300

SECOND HALF DRIVES

Texas Tech							Florida State						
GAINED BALL			LOST BALL				GAINED BALL			LOST BALL			
How	Where		How	Where	Number Plays	Net Yards	How	Where		How	Where	Number Plays	Net Yards
Punt	T29		Touchdown 19-28		10	71	Kick-off	F20		Punt	F37	6	17
Punt	T24		Punt	T31	3	7	Kick-off	F20		Punt	T43	11	37
Kick-off	T29		Punt	T47	5	18	Punt	F28		Touchdown, 19-35		6	72
Kick-off	T20		Touchdown 27-42		9	80	Punt	F24		Touchdown 19-42		5	76
Touch back	T20		Intercept	F48	4	32	Kick-off	T49		Field Goal attempt	T13	77	36
Punt	T17		Touchdown 33-42		12	83	Intercept	T42		Punt	T44	3	-2
							Kick-off			Game Ends			

Final Statistics (Team)

Page 10

	FSU	TECH
First Downs	21	26
By Rushing	9	11
By Passing	11	15
By Penalty	1	0
Net Yards Rushing	233	206
Net Yards Passing	275	310
Passes (Completed-Attempted)	16 of 26	22 of 43
Passes Intercepted By	2	0
Punts, Average	5 for 30	4 for 35
Fumbles Lost	0	1
Penalties	5 for 45	3 for 45

Additional Information

Number of Attempts Rushing	46	41
Total Yards Rushing	250	212
Yards Lost Rushing	17	11
Total Number of Plays (Rushing and Passing)	74	84
Total Offense Yardage (Net)	570	511
Number of Fumbles (Total)	0	1
Punt Return Yardage	2 for (4)	2 for 2
Kickoff Return Yardage	2 for 0	6 for 124
TOTAL YDS PASSING	275	310

Officials: Ref. Clifford Domingue, Ump. John Brown, Lines.
Bill McClendon, F. J. Paul Sprayberry, B. J. Glen Lippman

Florida State 14 14 0 14 --42
Texas Tech 0 13 6 14 --33

	Score	Time Elapsed
FSU--Mankins 5 pass from Pajcic (Roberts kick)	7-0	7:33 1q
FSU--Mankins 2 run (Roberts kick)	14-0	12:01 1q
FSU--Mankins 1 run (Roberts kick)	21-0	2:43 2q
Tech--Gilbert 9 pass from Scovell (Vinyard kick)	21-7	5:17 2q
FSU--Mankins 9 run (Roberts kick)	28-7	7:38 2q
Tech		
FSU--Scovell 8 run (kick failed)	28-13	13:50 2q
Tech--Scovell 1 run (pass failed)	28-19	7:38 3q
FSU--Green 58 pass from Pajcic (Roberts kick)	35-19	1:09 4q
FSU--Sellers 52 pass from Hammond (Roberts kick)	42-19	4:51 4q
Tech--Scovell 5 run (Scovell run)	42-27	7:38 4q
Tech--Allen 27 pass from Alford (pass failed)	42-33	14:59 4 q

Att: ~~28,307~~ 28,307

~~XXXXXXXXXXXXXXXXXXXX~~

Individual Statistics

INDIVIDUAL RUSHING

8. 14

FSU

(Visitors)

Player, School	Times Carried	Yards Gained	Yards Lost	Net Gain	Average	Longest
MANKINS	12	111	0	111	9.3	60
MOREMAN	15	58	1	57	3.8	6
PACIC	6	40	1	39	6.5	17
HAMMOND	4	13	5	8	2.0	11
GUNTER	2	8	2	6	3.0	8
GREEN	3	10	4	6	2.0	6
HURST	4	10	4	6	1.5	7
TOTALS:	46	250	17	233		

TECH

(Home Team)

LEINERT	15	82	0	82	5.5	17
FREEMAN	8	62	0	62	7.7	23
SEOVELL	10	49	11	38	3.8	14
BAKER	3	9	0	9	3	4
DAVIS	1	4	0	4	4	4
ALFORD	1	3	0	3	3	3
LOVELACE	3	3	0	3	1	2
TOTALS:	41	212	11	201		

Individual Statistics

INDIVIDUAL PASSING

Page 15

FLORIDA STATE

(Visitors)

Player, School	Att'd.	Comp.	Int.	Net Gain	TD's	Longest
PATCIC	19	12	0	183	2	58 yds
HAMMOND	6	3	0	76	1	52 yds
MOREMAN	2	1	0	16	0	16 yds
BURKHARDT	1	0	0	0	0	0
TOTALS:	28	16	0	275	3	

TEXAS TECH

(Home Team)

SCOVELL	30	15	1	202	1	36
ALFORD	13	7	1	108	1	27
TOTALS:	43	22	2	310	2	

PASS RECEIVING

FLORIDA STATE

(~~Home Team~~) VISITORS

	Caught	Yards	TD's	Longest
GREEN	3	90	1	58
SELLERS	3	73	1	52
TAYLOR	3	39	0	16
MOREMAN	2	32	0	23
GLASS	2	20	0	12
MANKINS	2	16	1	11
WETHERELL	1	5	0	5
TOTALS:	16	275	3	

TEXAS TECH

(Home Team)

GILBERT < NEW SCHOOL RECORD >	12	159	1	21
ALLEN	3	50	1	27
FREEMAN	3	33	0	19
LEINERT	2	33	0	36
BAKER	1	21	0	21
BREUER	1	14	0	14
(Home Team)	22	310	2	

TACKLE CHART

13

TEXAS TECH

FLORIDA STATE

16 -- Roman		17 -- Kolbus	T-3 A-2 Y-1 X-2
20 -- Golden	T-3 V-1	18 -- Burton	
21 -- Seat		22 -- Eason	T-3 A-2 Y-1
23 -- Baugh	T-2 A-1	23 -- Giardino	T-5 A-2
24 -- Edwards, J.	T-6 A-1 V-3	24 -- Sumner	T-4 Y-1
30 -- Haney,	T-3	26 -- Campbell	T-4
35 -- Mooney	T-4 A-3	32 -- Richardson	T-1
42 -- Hudson	A-1	33 -- Riser	T-1
45 -- Rhoads		40 -- Blatt	T-2 A-3 Y-1
51 -- Booe		43 -- Montgomery	
62 -- Young	T-6 A-2	47 -- Benson	T-2
63 -- Merritt		52 -- Zion	
66 -- Henkel	T-2	64 -- Braggins	
68 -- Bryant		68 -- Pendleton	T-3
70 -- Lovelace, L.	T-4	74 -- Matthews	T-3 A-1 F-1
78 -- Moylan	A-2	78 -- Pennie	T-6 A-1
80 -- Knight		79 -- Vohun	
81 -- Cox	T-7 A-2	80 -- Gurr	T-2 A-1
87 -- McWhorter	T-1 A-1	81 -- Waller	T-1 A-1
88 -- Campbell	T-2 A-2	87 -- McDuffie	T-4 A-3
91 -- Darr	T-6 A-3	88 -- Jones	T-1
92 -- Hays		89 -- Menendez	T-5 A-1
97 -- TUCKER	T-1	99 -- ROBERTS	T-2
PK -- GRIFFIS	T-3 A-11	99 -- WETHERELL	T-1
100 -- BROWN	T-5 A-2	57 -- KINNAN	T-3 A-1
110 -- LEINERT	T-1	65 -- McCallers	T-1
112 -- FREEMAN	T-1		

KEY

- K*--Blocked field goal

K --Blocked punt

K*--Blocked EP

T --Tackles

A --Assists
- F --Fumble recovery

F*--Recovered own fumble

X --Pass intercepted

Y --Pass broken up

~~*****~~ QUOTES FROM COACH PETTERSON:

"I thought our offense was great. We did some of the finest things tonight that a club has done since I've been at Florida State.

"Of course, we were ~~shdmx~~ displeased with our defense. It seemed our timing was off. We were in position to intercept some of those passes and didn't.

"We knew this Texas Tech club was tough and they showed it tonight. We just had a tough time stopping them. That boy Gilbert is a fine football player.

"I thought Jim Mankins played a ~~gkx~~ great ball game. This was the best of his career so far. Our line came up with ~~xxxx~~ some fine pass protection. That certainly was a factor in our passing game.

"It looked like our defenses were about the same. Neither could stop the other.

"It must have been a heck of a ball game. I'd like to win one which didn't go down to the wire."

50c

State
Tax
Incl.

Program Sales Benefit Alpha Phi
Omega—Men's Service Fraternity

TEXAS TECH and FLORIDA STATE

OCTOBER 15, 1966 JONES STADIUM - LUBBOCK, TEXAS



- **ALPHA PHI OMEGA—Valuable Blend of Fellowship and Service—Page 43**
- **THE ABC's of TV—by Roone Arledge—Page 22**

Is This a Prelude to Tech-Baylor Game

Today's Game

October 15, 1966

Football is the name of the game tonight's opponents play.

Both Florida State and Texas Tech can call on talented toemen when the occasion calls for a kick.

Florida State's kicking specialist, Pete Roberts, actually led the Seminoles in scoring last year with seven field goals and 10 conversions. The 202-pound junior from Gainesville has booted three more to tie an FSU career record with 16 games remaining.

Two of Robert's field goals came last week as the Seminoles forced eighth-ranked University of Florida to come from behind to win 22-19.

Texas Tech's specialist, Ken Vinyard, belied the term in the Red Raiders' 6-3 loss to Texas Christian last week. Vinyard, on fourth down,

saw the center snap soaring over his head. He retreated quickly into the end zone, scooped up the ball, raced to his right, eluding two converging TCU linemen, and kicked the ball out to midfield. TCU and Tech partisans alike roared their approval.

Another play, however, is the one going into the southwest Conference record book. That was a 55-yard placement giving Tech its points. Previous Southwest Conference record was a 52 yarder by Texas A&M's Randy Sims against Texas 1959. Tech's school record was 53 yards, accomplished by Jerry Don Sanders of Earth (Springlake High) for the freshmen against the Rice Owlets in a 17-14 win last week.



LOOK TO THE AIR FOR THE ACTION



Don't get the idea, however, that kicking is the only weapon. Actually, both rely on so heavily on passing that tonight's contest could develop easily into an advance copy of the Baylor-Texas Tech game slated November 12.

Texas Tech aerial fans pridefully point to the 105 passes the Raiders have thrown in four games. An average of 26 a game isn't to be ignored.

But wait just one second. Look what Florida State has been doing. In just three games the Seminoles have flung a total of 112 passes. That averages out to 37 a game!

And don't get the idea that the teams throw the ball just for the fun of it, to exercise the officials returning incomplete tosses. Both teams are

connecting on nearly 50 per cent of their passes. Each team has scored four touchdowns throughout the air.

John Scovell, the junior from Dallas, does most of the Raider passing. Florida State has two quarterbacks sharing the launching—junior Kim Hammond of Melbourne, and sophomore Gary Pajcic of Jacksonville. The latter is being groomed as the successor to Florida's Steve Spurrier as the state's next "super athlete."

Texas Tech can't concentrate its revitalized pass defense—three interceptions last week tied a school SWC record—on any one receiver. As many as all five eligible receivers frequently scatter like a "covey of quail," as scout Bradley Mills describes the Seminole offense.

WIN STREAK—A Texas Tech streak going back to 1962 will be at stake when Florida State plays the Red Raiders here tonight.

Starting with a 21-12 win over Colorado in the ninth contest that season, Texas Tech has won 11 consecutive regular season non-conference games. Other victims have been Washington State (twice), Kansas State, Texas Western, Mississippi State, West Texas State, Kansas (twice), Oklahoma State, and New Mexico State.

In their only non-conference game played so far this season the Raiders downed Kansas 23-7 at Lawrence. Third non-league game of the season will be with Oklahoma State here Nov. 5.

EVEN—Florida State, Texas Tech's foe here tonight, has broken even in four previous contests with Southwest Conference schools.

Texas Christian has accounted for both SWC victories, winning by 13-0 in 1963 and by 7-3 last season. The Seminoles downed TCU 10-0 in 1964 en route to a Gator Bowl victory over Oklahoma and edged Baylor 9-7 last fall.

FOR COMPLETE SPORT COVERAGE

- THE MAJOR BOWL GAMES
- MAJOR LEAGUE BASEBALL
- SWC FOOTBALL EACH SATURDAY
- TEXAS TECH BASKETBALL 24 GAMES

J. T. King dressing room interview, 15-minutes after end of home games.

KFYO—790



JACK DALE
 Sports Director

**THE
 DODGE
 BOYS**

THE GOOD GUYS WITH WHITE HATS

SAVE YOU MONEY



LUBBOCK DODGE, INC.

1702 TEXAS

DODGE DART • CORONET • POLARA • MONACO • CHARGER

Offense

LEFT END	LEFT TACKLE	LEFT GUARD	RIGHT GUARD	RIGHT TACKLE	RIGHT END
82 Larry Gilbert	75 Trent Jordan 72 Stan Edwards	64 Don King 74 Mike Patterson	61 Ronnie Pack 69 John Arent	77 Phil Tucker 76 Bobby Parkhill	89 Terry Scarborough 84 Lou Breuer
CENTER	QUARTERBACK	LEFT HALFBACK	RIGHT HALFBACK	FULLBACK	
51 Jackie Booe 57 Jamie Hahn	18 John Scovell 10 Chris Alford	40 Mike Leinert 22 Bob Davis	41 Jerry Lovelance 43 Roger Freeman	31 Kenny Baker 34 Jackie Stewart	
LEFT END	LEFT TACKLE	LEFT GUARD	RIGHT GUARD	RIGHT TACKLE	RIGHT END
81 George Cox 80 Pat Knight	91 Gene Darr 92 Rod Hays	60 Joe Brown 78 Jimmy Moylan	62 Doug Young 63 Mickey Merritt	66 James Henkel 70 Leon Lovelace	87 Terry McWhorter 88 Richard Campbell
LINEBACKER	SHORT SAFETY	LEFT HALFBACK	RIGHT HALFBACK	SAFETY	
35 Ed Mooney 30 Jim Haney	15 Guy Griffiths 42 Hal Hudson	24 Jimmie Edwards 21 Gary Seat	23 David Baugh 45 Ronny Rhoads	20 Gary Golden 23 David Baugh	

No.	Name	Pos.	Wt.	Ht.	Age	Exp.	Home Town
10	Chris Alford	QB	171	5-11	21	Soph-sq.	Houston
13	Tom Sawyer	O-QB	163	5-11	19	Soph-fn	Plainview
15	Guy Griffiths	QB-S	187	6-0	22	Sr-2vl	Dallas
16	Gary Roman	D-S	188	6-2	20	Jr-1vl	Corsicana
17	Ronnie Smith	O-QB	192	6-0	20	Soph-sq	McKinney
18	John Scovell	QB	180	6-2	20	Jr-1vl	Dallas
20	Gary Golden	O-HB	174	6-0	20	Soph-sq	Stephenville
21	Gary Seat	D-HB	173	5-11	21	Soph-sq	Menard
22	Bob Davis	O-HB	164	5-8	21	Jr-1vl	Brownfield
23	David Baugh	D-S	178	6-0	23	Sr-2vl	Rotan
24	Jimmie Edwards	HB	178	5-11	22	Sr-2vl	Royse City
25	Kenny Vinyard	KS	184	5-9	19	Soph-fn	Amarillo
26	Alan Schriewer	O-HB	192	6-0	19	Soph-fn	New Braunfels
30	Jim Haney	LB	218	6-2	22	Jr-1vl	Hereford
31	Kenny Baker	O-FB	188	5-9	20	Jr-1vl	Houston
32	Mike Moore	FB-HB	193	5-9	20	Soph-fn	Houston
34	John Stewart	O-F	211	6-1	19	Soph-fn	Giddling
35	Ed Mooney	D-LB	240	6-3	20	Jr-jc	Waikiki, N.Y.
40	Mike Leinert	O-HB	177	5-11	20	Jr-1vl	Houston
41	Jerry Lovelace	O-HB	200	6-1	23	Sr-2vl	Farwell
42	Hal Hudson	SS	183	5-11	22	Sr-2vl	Earth
43	Roger Freeman	O-HB	193	6-0	19	Soph-fn	Dublin
44	Robert E. Allen	E	192	5-11	19	Soph-fn	Pasadena
45	Ronnie Rhoads	D-S	188	5-10	19	Soph-fn	Corsicana
49	Marc Noel	E	174	5-11	19	Soph-fn	Rockwall
50	Jerry Turner	O-C	197	6-1	22	Jr-1vl	Rockwall
51	Jackie Booe	LB	201	5-11	20	Jr-1vl	Munday
52	Jim Cowan	O-C	213	6-0	19	Soph-fn	Richardson
53	Pete Norwood	O-G	209	6-0	19	Soph-fn	Dallas
54	Jim Wheat	C	228	6-3	19	Soph-fn	Kilgore
56	Andy Reed	O-G	212	5-11	20	Jr-1vl	Odessa
57	Jamie Hahn	E	204	6-0	19	Soph-fn	San Antonio
60	Joe Brown	G	218	5-11	21	Soph-sq	Sulphur Springs
61	Ronnie Pack	O-G	221	6-3	21	Sr-2vl	Odessa
62	Doug Young	G	210	5-11	22	Sr-2vl	Brownwood
63	Mickey Merritt	D-G	233	6-0	20	Jr-1vl	Springhill, La.
64	Don King	O-G	211	5-11	19	Soph-fn	Wichita Falls
65	Ronnie Scovell	D-G	263	6-2	19	Soph-fn	Artesia, N.M.
66	James Henkel	T	215	6-1	21	Sr-2vl	Corsicana
67	Doug Smith	O-G	207	6-0	22	Jr-1vl	Pasadena
68	Marc Bryant	G	223	5-11	22	Sr-2vl	Waco
69	John Arent	OG	215	5-11	21	Jr-1vl	San Antonio
70	Leon Lovelace	D-T	235	6-5	20	Soph-sq	Farwell
71	Jim Arnold	O-T	217	6-2	19	Soph-fn	San Antonio
72	Stan Edwards	O-T	215	6-3	21	Jr-1vl	Dallas
73	Pruitt, Jesse	D-T	216	6-2	21	Jr-1vl	Glen Rose
74	Mike Patterson	G	231	6-1	19	Soph-fn	Winters
75	Trent Jordan	T	215	6-1	19	Soph-sq	Plainview
76	Bobby Parkhill	O-T	221	6-1	19	Soph-fn	Abilene
77	Phil Tucker	O-T	232	6-0	20	Jr-1vl	Tulia
78	Jimmy Moylan	D-G	235	6-3	20	Soph-sq	Eastland
79	Allan Radabaugh	O-T	228	6-3	20	Soph-sq	Houston
80	Pat Knight	E	202	6-0	20	Jr-1vl	Vernon
81	George Cox	E	219	6-1	19	Soph-fn	Houston
82	Larry Gilbert	O-E	196	6-1	20	Jr-1vl	Kilgore
83	Joe Hurley	HB	197	5-11	22	Sr-2vl	Midland
84	Lou Breuer	O-E	203	6-2	20	Soph-sq	Richardson
85	Floyd Lowery	O-E	203	6-2	19	Soph-fn	Lovington, N.M.
87	Terry McWhorter	O-E	192	6-1	22	Sr-2vl	Perryton
88	Richard Campbell	E	215	6-1	19	Soph-fn	Matador
89	Terry Scarborough	O-E	209	6-1	20	Jr-1vl	Petersburg
91	Gene T. Darr	T	221	6-2	20	Jr-1vl	Cisco
92	Rod Hays	D-T	213	6-2	18	Soph-fn	San Antonio

TEXAS TECH CUMULATIVE STATISTICS

AFTER FOUR GAMES

Rushing	No.	Gain	Lost	Net	Avg	Passing	No.	C	Int	Yds.	% TD-C	Total	TD	TP
Leinert	50	272	13	259	5.2	Scovell	104	48	6	581	46.2	4-1	2	11
Scovell	41	190	76	114	2.8	Leinert	1	0	0	0	0.0	0-0	2	12
Baker	23	86	8	78	3.4	Totals	105	48	6	581	45.7	4-1	0	8
Lovelace	22	65	8	57	2.6	Opp.	61	37	6	461	60.7	3-0	1	6
Schriewer	7	27	12	15	2.5	Total Off.	145	114/581				695		
Smith, R	2	7	0	7	3.5	Scovell	51	259/0				259		
Totals	145	647	117	530	2.2	Leinert	250	530/581				1111		
Opp.	221	1024	109	921	4.2	Totals	282	921/463				1382		
Pass Receiving	No.	Yds.	TD	Opp.	TD	PAT	TD	TP						
Gilbert	22	320	2	Scoring	2	...	2	...						
Leinert	14	89	0	Gilbert	2	...	2	...						
Baker	4	56	0	Leinert	2	...	2	...						
Allen	3	65	0	Vinyard	0	5-6	2/6fg	11						
Schriewer	2	24	0	Lovelace	1	1 (r)	8							
Lovelace	2	14	1	Baker	1	...	6							
Golden	1	13	1	Golden	1	...	6							
Totals	48	581	4	Scovell	1	...	6							
Opp.	37	461	3	Totals	8	6-8	2/6fg	61						
				Opp.	10	8-9	3/3fg	79						
Punt Returns	No.	Yds.	Avg.	Tech	Opp.									
Edwards	7	34	4.9	Points	61									
Baugh	1	12	12.0	First downs rush.	26									
Golden	1	5	5.0	First downs pass.	28									
Totals	9	51	5.7	First downs pen.	6									
Opp.	11	48	4.4	First downs total	60									
Kickoff Returns	No.	Yds.	Avg.	Yds/game rushing	132.5									
Schriewer	7	152	21.7	Yds/game passing	145.3									
Leinert	7	152	19.6	Yds/game total off.	277.8									
Lovelace	1	9	9.0	Penalties	17									
Totals	15	298	19.8	Penalty yards	151									
Opp.	9	231	25.7	Fumbles	13									
				Fumbles lost	4									
Interception Returns	No.	Yds.	TD	Results	TT	Opp								
Golden	3	0	0	Kansas, v	23	7								
Edwards	1	0	0	Att.: 32,000										
Hudson	1	0	0	Texas, h	21									
Totals	6	6	35	Att.: 48,155										
Opp.	6	6	35	Texas A&M, v	14									
Punting	No.	Yds.	Avg.	Texas A&M, v	35									
Vinyard	24	974	40.6	Att.: 23,500										
Totals	24	974	40.6	TCU, v	3									
Opp.	21	867	41.3	Att.: 25,100										

RIVALRY: First game: Texas Tech plays next year at Tallahassee.

RIVALRY: First game: Texas Tech plays next year at Tallahassee.

Fashion Perfect...



for college and career



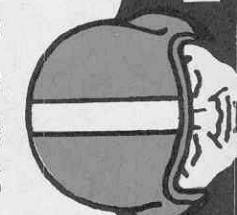
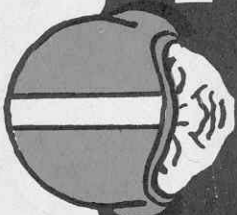
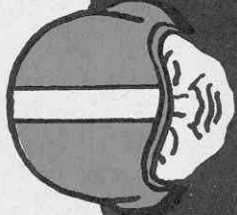
1901 College Avenue
Lubbock, Texas

HEAD FOR

BROADWAY at COLLEGE

GREAT LINE-UP

MEN'S APPAREL



BROWN'S
Varsity Shop

BROWN'S
Varsity Shop

BROWN'S
Varsity Shop

OFFENSE

LE	LT	LG	RG	RE
28 T. K. Wetherell	76 Jack Fenwick	69 Edwin Pope	70 Del Williams	83 Thurston Taylor
28 Lane Fenner	75 Billy Rhodes	66 Ken Hart	61 Chuck Elliott	84 Chip Glass

C	LH	QB	FB	RH
54 John Stephens	30 Bill Moreman	16 Gary Palcic	44 Jim Mankins	34 Ron Sellers
71 Keith Albritton	20 Larry Green	11 Kim Hammond	29 John Hurst	27 Bill Cox

LLB	MG	RLB	RT
23 Wayne Giardino	68 Larry Pendleton	40 Mike Blatt	74 Ray Mac Matthews
47 Joe Benson	52 Harvey Zion	88 Jerry Jones	79 Frank Vohun

DEFENSE

LE	LT	LG	RG	RE
87 Wayne McDuffie	78 Charles Pennie	69 Edwin Pope	70 Del Williams	83 Thurston Taylor
80 Doug Gurr	64 David Braggins	66 Ken Hart	61 Chuck Elliott	84 Chip Glass

RE	LCB	LS	RS	RCB
89 Bob Menendez	33 Butch Riser	17 Marty Kolbus	43 Howell Montgomery	26 Bill Campbell
81 H. T. Walter	24 Walter Sumner	32 Bill Richardson	22 Chuck Eason	18 Clint Burton

LLB	MG	RLB	RT
23 Wayne Giardino	68 Larry Pendleton	40 Mike Blatt	74 Ray Mac Matthews
47 Joe Benson	52 Harvey Zion	88 Jerry Jones	79 Frank Vohun

1955 FLORIDA STATE FOOTBALL STATISTICS

3 GAMES

FSU	Points	TC	Gain	Loss	Net	Avg.	TD
55	11	27	27	7	0	0	0
56	13	45	0	30	23	0	0
19	7	1	0	1	-1.0	0	0
122	39	115	6	109	2.8	2	2
385	36	136	5	131	3.6	0	0
301	20	77	50	27	1.3	0	0
112	2	3	0	3	.6	0	0
55	2	9	0	9	4.5	0	0
688	7	Passes	Had	Intercepted	6		
989	Yards	Gained	Passing	569			
15	Total	Net Gain	888				
427	Number	of Points	14				
7	Punts	Had Blocked	0				
44	Punting	Average	37.6				
21	Punts	Returned	7				
198	Yards	Punted Returned	130				
3	Number	of Penalties	16				
2	Yards	Penalized	210				
2	Fumbles	Lost	10				
2	Fumbles	Recovered	7				
4	TDs	Running	0				
4	Conversion	Kicks Attempted	2				
4	Field	Goal Attempts	2				
3	Field	Goals Made	0				

Continuous Service

Sunday

Family Park Shopping Center

34th St. and Ave. H
Open Daily for Continuous Service from 6 A.M. 'til 8 P.M.


Town & Country Shopping Center

4th and College
& Caprock Shopping Center

50th and Eigin
Open Weekdays
10:30 a.m. to 2 p.m. and 5 to 8 p.m.
OPEN SUNDAYS—11 A.M. 'til 8 P.M.

EL TOREADOR ROOM. Town & Country

Open Daily 6 A.M.
Visit Furr's Cafeterias When in Amarillo, Odessa, Big Spring, Midland, Hobbs, Albuquerque, Roswell, Santa Fe, Tucson, Boulder, Colorado Springs, Arvada and Denver.



No. 1 People Pleaser

NEXT WEEK'S GAMES

- Texas Tech plays SMU at Lubbock, 2 P.M., Oct. 22, Homecoming
- FSU meets Mississippi State at Tallahassee, night game, Oct. 22



In Your Town

Scoring Seminoles, After Disputed Game, Meet Raiders for First Time

By LONNIE BURT
FSU Sports Information Director

TALLAHASSEE—This is the greenest Florida State University Coach Bill Peterson has had since coming here in 1960.

Coach Peterson admits to inexperience but Seminole fans say this could be the most exciting outfit the former LSU assistant has produced at Florida State.

The Seminoles have shown they can score. Trouble is they haven't been able to keep the enemy from scoring. In three contests, Florida State has produced 55 points, eight less than the opponents.

Florida State started the season by bowing to Houston 21-13 in a game which went down to the wire. In fact, a dropped pass in the end zone with less than one minute remaining cost the Seminoles a chance to tie.

Then came Miami and a contest which had 54,262 Orange Bowl fans

chewing their fingernails until the final gun. A Hurricane fumble inside Florida State's five with less than two minutes remaining protected a 23-20 Tribe triumph.

Last week, it was Florida State and Florida, one of the bitterest rivalries in the South. The Seminoles dropped a 22-19 decision which will be disputed as long as this series continues.

With 17 seconds remaining, sophomore quarterback Gary Pajcic tossed a 45-yard pass into the end zone to flanker Lane Fenner. However, an official ruled Fenner didn't have possession when he went out of bounds, disallowing the game-winning touchdown.

Last Sunday morning, the controversy started. Newspaper pictures showed that Fenner's catch was apparently legal. Seminole coaches said game film clearly indicated Fenner was inbounds and had the ball in his grasp.

On his television show last Sunday afternoon, Coach Peterson proclaimed to his club that it had "won." The battle of words is still raging.

Pajcic dueled almost evenly in the Florida game with the Gators' great All-America quarterback, Steve Spurrier. His 18 completions in 32 attempts were good for 208 yards.

Enough about FSU's previous engagements. Tonight's Texas Tech-Florida State battle looks like a corner.

Both clubs feature entertaining offenses and defenses which must move around to overcome the lack of physical strength.

Florida State has found it extremely tough against Texas clubs. In fact, the Seminoles have beaten only one Longhorn State foe in Texas—that being TCU at Fort Worth in 1964.

Enjoy what I think will be an interesting contest.



THE RED RAIDER SHOW

with Coach J. T. King

SUNDAY 5:30

Head Coach J. T. King brings you filmed highlights of each game and personal comments.



"AFL HIGHLIGHTS" SAT. 4:30

FOOTBALL FINAL - COMPLETE SCORES - SATURDAY 6:25 PM



AFL FOOTBALL




Oct. 16	N. Y. at Hous.	1:30
Oct. 23	Miami at Hous.	1:30
Oct. 30	Hous. at KC	1:30
Nov. 6	Hous. at Oakland	3:30
Nov. 13	Hous. at Boston	12:00
Nov. 20	Buffalo at Hous.	1:30
Nov. 24	Buffalo at Oakland	2:00
Nov. 27	Boston at Miami	3:30
Dec. 3	N. Y. at Oakland	3:30
Dec. 4	S. D. at Hous.	1:30
Dec. 11	Boston at Hous.	1:30
Dec. 17	Boston at N. Y.	12:00
Dec. 18	Hous. at Miami	3:30
Dec. 26	AFL Championship	
Jan. 8	AFL All Star Game	3:30




FLORIDA STATE Seminoles



83—THURSTON TAYLOR



88—JERRY JONES



84—CHIP GLASS



21—DONOVAN JONES



23—WAYNE GIARDINO



89—BOB MENENDEZ



64—DAVID BRAGGINS

BOB MENENDEZ, 21, fr., DE, Sqd.—A defensive back for two years, Mendez moved into the gap at defensive end last spring and found himself at home. Quick, tough, loves to hit. He's a hard worker with tremendous desire. A good tackler who can make the big play.

PUNTER JOHN HOSACK

JOHN HOSACK, 21, Sr., P, 1L—Handled all of Florida State's punting last season, kicking 61 times for a 39.6 average. Hosack holds the school record for punts in a season and in a single game (11 vs. Baylor, 1965). Gets good distance and height. Earned nine letters in three sports at Miami Edison High School.

THURSTON TAYLOR, 20, Jr., OE, 1L—The number two tight end last season as a sophomore, Taylor showed his form in the spring to fight off a determined bid by several freshmen. He caught only one pass in '65, but is a sure-handed receiver who can hang on to the ball in a crowd. Tremendous blocker on sweeps. Also a fine punter.

JERRY JONES, 20, Jr., OE, 1L—A starter most of the way in '65, Jones caught 19 passes for 223 yards. He's the man Florida State quarterbacks look for when a clutch reception is needed. His only touchdown last season brought the Seminoles from behind to lead Florida in the final game.

CHIP GLASS, 19, Soph., OE, Frsh—One of several outstanding prospects from last year's freshman team. Glass almost won a starting role in the spring. Good size, good speed and good hands. He hits hard and needs only experience.

DONOVAN JONES, 21, Sr., OE, Sqd.—One of the squad's most versatile athletes, Jones has performed as a defensive back, offensive end, flanker back and running back during his time on the Florida State varsity. Excellent receiver and downfield blocker. Caught two passes last season for 34 yards.

WAYNE GIARDINO, 22, Sr., DE, 2L—A starter at fullback for two seasons, he now finds himself as a defensive end. Gained 256 yards as a sophomore and 201 last season. A native of Canada, Giardino was a high school quarterback at Forest Hill in West Palm Beach, then played in the defensive secondary as a freshman. Also an outstanding baseball player.

DAVID BRAGGINS, 21, Sr., OT, 1L—After starting four games as a junior, Braggins should have one offensive tackle position all his own this fall despite some pressure from upcoming youngsters. A converted fullback, he has good speed and has improved each year. He is also the number one man in the shot and discus.

OPEN

7

DAYS A WEEK

OPEN

5

HOURS A WEEK

McKISSACK


AUTO
SUPPLY

17TH & AVE H



PLENTY OF FREE PARKING

FLINTWOOD CENTER—34th AT FLINT



73—LARRY KISSAM



78—CHARLES PENNIE



74—JAY MATTHEWS



69—EDWIN POPE



60—LARRY WILLIAMSON



65—DALE McCULLERS



54—JOHN STEPHENS



87—WAYNE McDUFFIE

DEL WILLIAMS, 21, Sr., OG, 2L—A starter at offensive tackle for two seasons, Williams has been moved to guard. An all Florida pick last season, he is the only remaining starter from the great Seminole offensive line of 1964. He should be solidly in the running for post-season honors.

LARRY KISSAM, 21, Sr., OT, 1L—Started at guard last season, but moved to tackle during the spring and was named the outstanding offensive performer in spring practice. The best line blocker on the squad. Big, tough and quick, a solid performer.

CHARLES PENNIE, 21, Sr., DT, 1L—Florida State's only returning starter in the defensive line begins his senior year in the spotlight. He and his brother Frank manned the tackle positions for the Seminoles last year, and Charles came on to gain recognition on the All Florida collegiate team.

JAY MAC MATTHEWS, 22, Sr., DT, 1L—Injuries have plagued this former center throughout his career, but he seems to have shaken off this problem. Had a good spring after coming on strong in a reserve role last season.

EDWIN POPE, 22, Sr., OG, 1L—Possibly the fastest interior lineman on the squad, this former high school halfback is a seasoned veteran. An outstanding blocker on sweeps, his pass blocking is also noteworthy. One of three returning starters in the offensive line.

LARRY WILLIAMSON, 21, Sr., OG, 1L—This tough Georgia lad has the knack of being in the right place when it counts. He pounced on a desperation on-side kick in the fourth quarter against Florida in 1964 to kill any hopes of a Gator victory, and came up with several big fumble recoveries last season.

DALE McCULLERS, 19, Soph., LB, Frsh—A starter on last year's freshman team, McCullers has moved right into the top spot. A worthy successor to great Seminole linebackers of the past. Has outstanding speed and agility.

JOHN STEPHENS, 21, Sr., OC, 2L—Stephens is Florida State's "Iron Man." Despite his lack of size, he played every minute at offensive center last year. One of only four on this year's squad with two letters to his credit.

WAYNE McDUFFIE, 21, Jr., OC, 1L—He lettered as a defensive end in 1964, but missed all of last season and spring practice with injuries. Fast, strong and versatile, he can play any line position.

FLORIDA STATE Seminoles

"when you
gotta go . . ."



CALL A YELLOW
P05-7777


QUICKEST, SAFEST
WAY TO GET
THERE



IN LUBBOCK AND FIVE OTHER TEXAS CITIES

ABILENE
DALLAS
FORT
WORTH
LONGVIEW
LUBBOCK
WICHITA
FALLS

FLORIDA STATE Seminoles



50—BILLY JOE JANES



11—KIM HAMMOND



14—BILL CAPPLEMAN



20—LARRY GREEN



40—MIKE BLATT



16—GARY PAJCIC



BACK BILL MOREMAN

BILL MOREMAN, 21, Jr., RB, 1L—Finished the 1965 season as Florida State's most consistent running back. Gained 249 yards on 49 carries for a 5.1 rushing average, caught six passes for 72 yards, and led the team in kickoff returns with 11 for 227 yards. An exciting, explosive runner with an uncanny knack of finding an opening.

LARRY GREEN, 21, Jr., RB, 1L—After gaining 206 yards for Florida State's 1964 Gator Bowl champions, Green was forced out of competition last year with a back injury, and spent the spring readjusting to full participation. Outstanding in an open field, Green can still become a great collegiate performer.

BILLY JOE JANES, 19, DG, Frsh.—An outstanding lineman from Northwest Florida, Janes started for last year's freshmen, but missed spring practice because of injury. He has outstanding speed and quickness and should help out this fall.

KIM HAMMOND, 22, Jr., QB, Sqd.—The only quarterback with any varsity experience and that limited to ten minutes against Wake Forest last fall. During that brief period, Hammond completed two passes for 44 yards and directed a touchdown drive. A fine all-around athlete with size and speed to become outstanding.

BILL CAPPLEMAN, 19, Soph., QB, Frsh.—Almost overlooked as a freshman, Cappleman became the big conversation piece of spring practice. Has the best throwing arm on the team, and fits perfectly into Florida State's style of play.

MIKE BLATT, 20, Jr., FB, 1L—Lettered as a linebacker last year, but has an outstanding background as a ball carrier and blocker. Has speed, toughness and talent. His potential is limited only by the scope of his determination. An all state and honorable mention All American halfback at Key West.

GARY PAJCIC, 18, Soph., QB, Frsh.—He threw eight touchdown passes in four games as a freshman last year and was chosen on the Atlanta Journal's All South-eastern frosh team. Perhaps one of the best athletes ever to enter Florida State. A standout in the classroom, he graduated sixth in a class of 537 in high school.


RON SELLERS, 19, Soph., B, Frsh.—An unlikely looking football player because of his slender build, Sellers caught ten touchdown passes for the freshmen last year and joined Pajcic on the Atlanta Journal's All South-eastern Frosh team. He combines good speed with a deceptive gait to get open deep.




2406 34th

HAMBURGERS


ACROSS FROM VILLAGE THEATRE





PLACE KICKER PETE ROBERTS



34—RON SELLERS



68—LARRY PENDLETON



28—T. K. WETHERELL




26—BILL CAMPBELL



17—MARTY KOLBUS



33—BUTCH RISER



43—H. MONTGOMERY

PETE ROBERTS, 21, Jr., PK, 1L—Florida State's leading scorer last year with seven field goals and 10 of 15 conversions for a total of 31 points. He doesn't confine himself to kicking. Against Kentucky last year he blocked three men on a fake field goal attempt and won the coaches' "Tomahawk" award for blocking.

T. K. WETHERELL, 20, Jr., B, 1L—Started every game at a flanker as a sophomore last year. Last year he caught 19 passes for 234 yards and one touchdown — a 59 yarder against Baylor. He and former Mainland High teammate Bill Moreman combined for a 100-yard kickoff return against Kentucky.

BILL CAMPBELL, 20, Sr., DB, 1L—The twelfth man in Florida State's offensive lineup who returned 20 punts last season for 301 yards, including a 70-yard touchdown return against Wake Forest. He is the only seasoned secondary man returning off last year's team. Has earned two letters as a track man, specializing in the 440 and 220.

MARTY KOLBUS, 20, Soph., DB, RS—A bright prospect with three years of eligibility remaining thanks to a red-shirt last year. Kolbus was in the middle of the battle for quarterback, but it was felt his talents could be used better as a defensive safety.

BUTCH RISER, 20, Jr., DB, Squad—Saw duty as a safety last year, but was moved to corner back in the spring. A good solid performer with the quickness and speed to excel as a pass defender. One of the squad's few married players.

HOWELL MONTGOMERY, 19, Soph., DB, Fresh—Earned 17 letters in high school. His older brother Earl played baseball at Florida and another brother was a Little All American at Westminster College of Utah. A high school quarterback, Howell could be the most outstanding member of the Florida State secondary in his first year.

1965 SEASON RESULTS

	FSU	Opp.
At T.C.U.	3	7
Baylor	9	7
At Kentucky	24	26
Georgia	10	3
At Alabama	0	21
Virginia Tech	7	6
Wake Forest	0	3
At N.C. State	0	3
Houston	16	16
At Florida	17	30

1966 SEASON RESULTS

	FSU	Opp.
Houston	13	21
Miami	23	20
Florida	19	22

**Snell
Drug**

HANDIEST PLACE

across from Week's Hall
for the things you run out of

1221 College Ave.

Phone PO 5-5833

Hours: 8:00 a.m. to 10:00 p.m.

REAL ESTATE LOANS — GENERAL INSURANCE

The Strawbridge/Holmes Co.

3004 50th St.

DIAL SW 5-7123