

## FINAL SCORE



**Pittsburgh**

**83**



**Florida State**

**75**

February 11, 2023 • Donald L. Tucker Center

## FINAL STATISTICS

Officials: Roger Ayers, Matt Potter, Tony Chiazza

Pittsburgh - 83

Record: 18-7 (11-3)

NO.	Name	Min	FG			Rebounds			Fouls		TP	AS	TO	ST	Blocks		+/-
			M-A	3P	FT	OR	DR	TOT	PF	FD					BS	BA	
2	Blake Hinson	F 38:39	6-16	2-8	5-6	2	4	6	4	6	19	0	0	1	0	0	9
33	Federiko Federiko	C 29:29	2-5	0-0	4-4	7	6	13	4	5	8	2	1	0	3	1	6
0	Nelly Cummings	G 21:29	1-6	1-5	3-3	0	1	1	2	1	6	3	2	0	0	0	2
3	Greg Elliott	G 31:23	4-10	4-10	1-2	0	1	1	2	1	13	0	0	0	0	0	9
11	Jamarius Burton	G 38:26	7-15	1-3	4-6	1	4	5	2	3	19	6	1	0	0	1	6
22	Nike Sibande	24:33	4-8	2-5	2-2	1	3	4	2	1	12	1	3	2	0	0	7
25	Guillermo Diaz Graham	10:31	3-5	0-0	0-0	3	2	5	2	1	6	0	1	0	0	1	2
5	Nate Santos	01:21	0-0	0-0	0-0	0	0	0	1	0	0	0	0	0	0	0	-1
31	Jorge Diaz Graham	04:09	0-1	0-0	0-0	0	0	0	0	0	0	0	0	1	0	0	0
Team						1	0	1			0		0				
<b>Totals</b>			27-66	10-31	19-23	15	21	36	19	18	83	12	8	4	3	3	8

Shooting By Period		
1st FG%	12-30	40.0%
3PT%	5-16	31.3%
FT%	8-9	88.9%
2nd FG%	15-36	41.7%
3PT%	5-15	33.3%
FT%	11-14	78.6%
GM FG%	27-66	40.9%
3PT%	10-31	32.3%
FT%	19-23	82.6%

Dead Ball Rebounds: 5, 1

Technical Fouls: NONE

Florida State - 75

Record: 8-18 (6-9)

NO.	Name	Min	FG			Rebounds			Fouls		TP	AS	TO	ST	Blocks		+/-
			M-A	3P	FT	OR	DR	TOT	PF	FD					BS	BA	
3	Cameron Corhen	F 22:26	5-7	0-1	3-3	2	3	5	5	2	13	1	0	0	0	1	-7
1	Jalen Warley	G 29:36	9-11	1-1	4-5	2	2	4	1	3	23	2	0	1	0	0	-5
4	Caleb Mills	G 29:03	4-11	1-4	7-8	1	5	6	4	6	16	3	3	2	0	1	-12
22	Darin Green Jr.	G 36:03	3-12	1-8	2-2	0	4	4	3	2	9	1	3	0	0	0	-6
35	Matthew Cleveland	G 34:28	2-8	1-2	1-2	1	5	6	0	1	6	2	0	1	2	0	-2
11	Baba Miller	19:02	0-3	0-2	0-0	0	3	3	0	3	0	0	1	0	1	0	-3
24	Naheem McLeod	12:59	1-4	0-0	2-2	4	0	4	3	1	4	0	1	0	0	1	-1
0	Chandler Jackson	10:24	0-2	0-2	0-0	0	1	1	1	0	0	2	2	0	0	0	-3
12	Tom House	02:21	0-0	0-0	0-0	0	0	0	0	0	0	0	0	0	0	0	0
5	De'Ante Green	03:37	1-1	1-1	1-2	0	0	0	1	1	4	0	1	0	0	0	-1
Team						2	0	2			0		0				
<b>Totals</b>			25-59	5-21	20-24	12	23	35	18	19	75	11	11	4	3	3	-8

Shooting By Period		
1st FG%	11-30	36.7%
3PT%	2-9	22.2%
FT%	9-12	75%
2nd FG%	14-29	48.3%
3PT%	3-12	25.0%
FT%	11-12	91.7%
GM FG%	25-59	42.4%
3PT%	5-21	23.8%
FT%	20-24	83.3%

Dead Ball Rebounds: 4, 0

Technical Fouls: NONE

	PITT	FSU
Biggest lead	11 (2 <sup>nd</sup> 1:18)	2 (1 <sup>st</sup> 19:46)
Best Scoring Run	6 (2 <sup>nd</sup> 10:56)	5 (2 <sup>nd</sup> 5:47)
Lead Changes	5	
Times Tied	3	
Time with Lead	36:12	01:38

	PITT	FSU
Points from		
Turnovers	8	6
Paint	26	34
Second Chance	20	8
Fast Breaks	2	3
Bench	18	8

	Period by Period Scoring		
	1st	2nd	TOT
PITT	37	46	83
FSU	33	42	75

**Period 1**

**Period Starters:**

<b>FSU</b>	1 Warley J	3 Corhen C	4 Mills C	22 Green Jr. D	35 Cleveland M
<b>PITT</b>	0 Cummings N	2 Hinson B	3 Elliott G	11 Burton J	33 Federiko F

Game Time	FSU	Score	Diff	PITT
20:00	3 CORHEN C jumpball won			33 FEDERIKO F jumpball lost
19:46	1 WARLEY J 2pt FG in the paint, alleyoop made (2)	<b>2-0</b>	<b>2</b>	
19:46	4 MILLS C assist (1)			
19:22		<b>2-2</b>	<b>0</b>	2 HINSON B 2pt FG in the paint, jump shot made (2)
18:53	35 CLEVELAND M 2pt FG outside the paint, pull up jump shot missed			
18:51				33 FEDERIKO F defensive rebound (1)
18:36		<b>2-5</b>	<b>-3</b>	3 ELLIOTT G 3pt FG , jump shot made (3)
18:36				11 BURTON J assist (1)
18:25	22 GREEN JR. D 3pt FG , jump shot missed			
18:23				0 CUMMINGS N defensive rebound (1)
18:21	1 WARLEY J foul personal (1 - 1)			2 HINSON B foul drawn (1)
18:16				11 BURTON J 3pt FG , jump shot missed
18:14	4 MILLS C defensive rebound (1)			
18:08	4 MILLS C 2pt FG in the paint, driving layup missed			
18:05				33 FEDERIKO F defensive rebound (2)
17:50				11 BURTON J 2pt FG in the paint, layup blocked
17:50	35 CLEVELAND M block (1)			
17:47	3 CORHEN C defensive rebound (1)			
17:43	1 WARLEY J foul drawn (1)			33 FEDERIKO F foul shooting (1 - 1)
17:43	1 WARLEY J free throw 1 - 2 made (3)	<b>3-5</b>	<b>-2</b>	
17:43	1 WARLEY J free throw 2 - 2 made (4)	<b>4-5</b>	<b>-1</b>	
17:11				11 BURTON J 2pt FG in the paint, jump shot missed
17:05				33 FEDERIKO F offensive rebound (3)
17:05		<b>4-7</b>	<b>-3</b>	33 FEDERIKO F 2pt FG second chance in the paint, layup made (2)
16:48	3 CORHEN C 2pt FG outside the paint, pull up jump shot made (2)	<b>6-7</b>	<b>-1</b>	
16:48	1 WARLEY J assist (1)			
16:35		<b>6-10</b>	<b>-4</b>	0 CUMMINGS N 3pt FG , jump shot made (3)
16:35				11 BURTON J assist (2)
16:13	4 MILLS C 3pt FG , jump shot missed			
16:11				2 HINSON B defensive rebound (1)
16:01				0 CUMMINGS N 3pt FG , jump shot missed
15:59	4 MILLS C defensive rebound (2)			
15:50	35 CLEVELAND M 2pt FG outside the paint, pull up jump shot missed			
15:50				defensive dead ball rebound (1)
15:50	3 CORHEN C foul personal (1 - 2)			33 FEDERIKO F foul drawn (1)
15:50	Timeout media			
15:50	3 CORHEN C substitution out			
15:50	35 CLEVELAND M substitution out			
15:50	11 MILLER B substitution in			
15:50	24 MCLEOD N substitution in			

Official Basketball Play by Play - First Half  
**Pittsburgh at Florida State**  
 02/11/23 Donald L. Tucker Center, Tallahassee  
 2022-23 ACC Men's Basketball

Game Time: 12:00 PM  
 Game Duration: 2:02  
 Attendance: 5,845

Officials: Roger Ayers, Matt Potter, Tony Chiazza

Game Time	FSU	Score	Diff	PITT
15:50				11 BURTON J substitution out
15:50				22 SIBANDE N substitution in
15:25	4 MILLS C steal (1)			22 SIBANDE N turnover lost ball (1)
15:23	4 MILLS C foul drawn (1)			22 SIBANDE N foul shooting (1 - 2)
15:23	4 MILLS C free throw fast break 1 - 2 missed			
15:23	offensive dead ball rebound (1)			
15:23	1 WARLEY J substitution out			
15:23	0 JACKSON C substitution in			
15:23	4 MILLS C free throw fast break 2 - 2 made (1)	<b>7-10</b>	<b>-3</b>	
14:56		<b>7-13</b>	<b>-6</b>	2 HINSON B 3pt FG , jump shot made (5)
14:56				33 FEDERIKO F assist (1)
14:25	22 GREEN JR. D 2pt FG in the paint, jump shot missed			
14:21				33 FEDERIKO F defensive rebound (4)
14:16	jump ball situation			
14:16	4 MILLS C substitution out			
14:16	35 CLEVELAND M substitution in			
14:16				0 CUMMINGS N substitution out
14:16				11 BURTON J substitution in
14:08				2 HINSON B 2pt FG outside the paint, jump shot missed
14:07				offensive dead ball rebound (2)
14:07	24 MCLEOD N foul personal (1 - 3)			33 FEDERIKO F foul drawn (2)
14:03	35 CLEVELAND M steal (1)			22 SIBANDE N turnover bad pass (2)
13:59	35 CLEVELAND M 2pt FG fast break from turnover in the paint, dunk, made (2)	<b>9-13</b>	<b>-4</b>	
13:42		<b>9-16</b>	<b>-7</b>	3 ELLIOTT G 3pt FG , jump shot made (6)
13:42				22 SIBANDE N assist (1)
13:13	11 MILLER B turnover bad pass (1)			22 SIBANDE N steal (1)
13:06				22 SIBANDE N 3pt FG from turnover, jump shot missed
13:04	35 CLEVELAND M defensive rebound (1)			
12:40	22 GREEN JR. D 3pt FG , jump shot made (3)	<b>12-16</b>	<b>-4</b>	
12:16		<b>12-18</b>	<b>-6</b>	2 HINSON B 2pt FG in the paint, layup made (7)
12:16				11 BURTON J assist (3)
11:56	11 MILLER B 3pt FG , jump shot missed			
11:53	24 MCLEOD N offensive rebound (1)			
11:52	24 MCLEOD N turnover bad pass (1)			2 HINSON B steal (1)
11:37				11 BURTON J 3pt FG from turnover, jump shot missed
11:35	0 JACKSON C defensive rebound (1)			
11:21	35 CLEVELAND M foul drawn (1)			3 ELLIOTT G foul shooting (1 - 3)
11:21	Timeout media			
11:21	11 MILLER B substitution out			
11:21	22 GREEN JR. D substitution out			
11:21	24 MCLEOD N substitution out			
11:21	3 CORHEN C substitution in			
11:21	4 MILLS C substitution in			
11:21	12 HOUSE T substitution in			
11:21				3 ELLIOTT G substitution out
11:21				33 FEDERIKO F substitution out
11:21				0 CUMMINGS N substitution in
11:21				25 DIAZ GRAHAM G substitution in

Official Basketball Play by Play - First Half  
**Pittsburgh at Florida State**  
 02/11/23 Donald L. Tucker Center, Tallahassee  
 2022-23 ACC Men's Basketball

Game Time: 12:00 PM  
 Game Duration: 2:02  
 Attendance: 5,845

Officials: Roger Ayers, Matt Potter, Tony Chiazza

Game Time	FSU	Score	Diff	PITT
11:21	35 CLEVELAND M free throw 1 - 2 made (3)	13-18	-5	
11:21	35 CLEVELAND M free throw 2 - 2 missed			
11:21				22 SIBANDE N defensive rebound (1)
11:00	4 MILLS C foul shooting (1 - 4)			0 CUMMINGS N foul drawn (1)
11:00		13-19	-6	0 CUMMINGS N free throw 1 - 3 made (4)
11:00		13-20	-7	0 CUMMINGS N free throw 2 - 3 made (5)
11:00		13-21	-8	0 CUMMINGS N free throw 3 - 3 made (6)
10:45	3 CORHEN C 2pt FG in the paint, layup made (4)	15-21	-6	
10:45	4 MILLS C assist (2)			
10:22				2 HINSON B 3pt FG , jump shot missed
10:17				25 DIAZ GRAHAM G offensive rebound (1)
10:17				0 CUMMINGS N 3pt FG second chance, jump shot missed
10:14				22 SIBANDE N offensive rebound (2)
09:58		15-23	-8	2 HINSON B 2pt FG second chance outside the paint, pull up jump shot made (9)
09:58				0 CUMMINGS N assist (1)
09:38	4 MILLS C 2pt FG in the paint, driving layup made (3)	17-23	-6	
09:16				22 SIBANDE N 3pt FG , jump shot missed
09:12	3 CORHEN C defensive rebound (2)			
09:04	4 MILLS C turnover bad pass (1)			
09:00	0 JACKSON C substitution out			
09:00	12 HOUSE T substitution out			
09:00	1 WARLEY J substitution in			
09:00	11 MILLER B substitution in			
09:00				2 HINSON B substitution out
09:00				22 SIBANDE N substitution out
09:00				3 ELLIOTT G substitution in
09:00				5 SANTOS N substitution in
09:00	35 CLEVELAND M substitution out			
09:00	22 GREEN JR. D substitution in			
08:59	4 MILLS C steal (2)			0 CUMMINGS N turnover bad pass (1)
08:59	4 MILLS C foul drawn (2)			3 ELLIOTT G foul personal (2 - 4)
08:59				3 ELLIOTT G substitution out
08:59				22 SIBANDE N substitution in
08:29	3 CORHEN C 3pt FG from turnover, jump shot missed			
08:28	offensive dead ball rebound (2)			
08:28	11 MILLER B foul drawn (1)			5 SANTOS N foul personal (1 - 5)
08:28				25 DIAZ GRAHAM G substitution out
08:28				33 FEDERIKO F substitution in
08:16	4 MILLS C 2pt FG from turnover second chance in the paint, driving layup missed			
08:15				22 SIBANDE N defensive rebound (3)
08:15				22 SIBANDE N turnover lost ball (3)
08:15	1 WARLEY J foul drawn (2)			22 SIBANDE N foul shooting (2 - 6)
08:15	1 WARLEY J free throw 1 - 2 missed			
08:15	offensive dead ball rebound (3)			
08:15				22 SIBANDE N substitution out
08:15				3 ELLIOTT G substitution in
08:15	1 WARLEY J free throw 2 - 2 made (5)	18-23	-5	
07:52				3 ELLIOTT G 3pt FG , jump shot missed

Game Time	FSU	Score	Diff	PITT
07:49	11 MILLER B defensive rebound (1)			
07:41	3 CORHEN C 2pt FG in the paint, jump shot blocked			
07:41				33 FEDERIKO F block (1)
07:40	offensive rebound (9)			
07:40	Timeout media			
07:39				5 SANTOS N substitution out
07:39				2 HINSON B substitution in
07:21	22 GREEN JR. D 3pt FG second chance, jump shot missed			
07:21				11 BURTON J defensive rebound (1)
07:15		<b>18-25</b>	<b>-7</b>	11 BURTON J 2pt FG in the paint, layup made (2)
07:04	4 MILLS C 2pt FG in the paint, driving layup made (5)	<b>20-25</b>	<b>-5</b>	
06:43		<b>20-28</b>	<b>-8</b>	11 BURTON J 3pt FG , jump shot made (5)
06:18	4 MILLS C foul drawn (3)			11 BURTON J foul personal (1 - 7)
06:18	4 MILLS C 1&1 free throw 1 made (6)	<b>21-28</b>	<b>-7</b>	
06:18	3 CORHEN C substitution out			
06:18	24 MCLEOD N substitution in			
06:18	4 MILLS C 1&1 free throw 2 made (7)	<b>22-28</b>	<b>-6</b>	
06:18	4 MILLS C substitution out			
06:18	35 CLEVELAND M substitution in			
06:01				0 CUMMINGS N 3pt FG , jump shot missed
06:00	11 MILLER B defensive rebound (2)			
05:40	1 WARLEY J 2pt FG in the paint, pull up jump shot made (7)	<b>24-28</b>	<b>-4</b>	
05:20	1 WARLEY J steal (1)			0 CUMMINGS N turnover bad pass (2)
05:13	22 GREEN JR. D 3pt FG from turnover, jump shot missed			
05:11				3 ELLIOTT G defensive rebound (1)
04:57		<b>24-30</b>	<b>-6</b>	11 BURTON J 2pt FG in the paint, jump shot made (7)
04:43	11 MILLER B 2pt FG outside the paint, step back jump shot missed			
04:42	24 MCLEOD N offensive rebound (2)			
04:41	24 MCLEOD N 2pt FG second chance in the paint, layup missed			
04:40	24 MCLEOD N offensive rebound (3)			
04:39	24 MCLEOD N 2pt FG second chance in the paint, layup blocked			
04:39				33 FEDERIKO F block (2)
04:36	1 WARLEY J offensive rebound (1)			
04:36	1 WARLEY J 2pt FG second chance in the paint, layup made (9)	<b>26-30</b>	<b>-4</b>	
04:17				0 CUMMINGS N 3pt FG , jump shot missed
04:14				33 FEDERIKO F offensive rebound (5)
04:09	22 GREEN JR. D foul shooting (1 - 5)			2 HINSON B foul drawn (2)
04:09				2 HINSON B free throw 1 - 2 missed
04:09				offensive dead ball rebound (3)
04:09				0 CUMMINGS N substitution out
04:09				31 DIAZ GRAHAM J substitution in
04:09		<b>26-31</b>	<b>-5</b>	2 HINSON B free throw 2 - 2 made (10)
03:48	1 WARLEY J 2pt FG outside the paint, pull up jump shot made (11)	<b>28-31</b>	<b>-3</b>	
03:34				3 ELLIOTT G 3pt FG , jump shot missed
03:30				2 HINSON B offensive rebound (2)

Officials: Roger Ayers, Matt Potter, Tony Chiazza

Game Time	FSU	Score	Diff	PITT
03:28		28-33	-5	2 HINSON B 2pt FG second chance outside the paint, jump shot made (12)
03:09	1 WARLEY J 3pt FG , jump shot made (14)	31-33	-2	
03:09	35 CLEVELAND M assist (1)			
02:47	24 MCLEOD N foul shooting (2 - 6)			2 HINSON B foul drawn (3)
02:47	Timeout media			
02:47	24 MCLEOD N substitution out			
02:47	3 CORHEN C substitution in			
02:47				3 ELLIOTT G substitution out
02:47				0 CUMMINGS N substitution in
02:47		31-34	-3	2 HINSON B free throw 1 - 2 made (13)
02:47		31-35	-4	2 HINSON B free throw 2 - 2 made (14)
02:19	22 GREEN JR. D turnover bad pass (1)			31 DIAZ GRAHAM J steal (1)
02:05				11 BURTON J 2pt FG from turnover in the paint, jump shot missed
02:03	22 GREEN JR. D defensive rebound (1)			
01:53	3 CORHEN C foul drawn (1)			0 CUMMINGS N foul shooting (1 - 8)
01:53	3 CORHEN C free throw 1 - 2 made (5)	32-35	-3	
01:53	11 MILLER B substitution out			
01:53	4 MILLS C substitution in			
01:53	3 CORHEN C free throw 2 - 2 made (6)	33-35	-2	
01:36				31 DIAZ GRAHAM J 2pt FG in the paint, jump shot missed
01:33				33 FEDERIKO F offensive rebound (6)
01:33				33 FEDERIKO F 2pt FG second chance in the paint, layup missed
01:31	35 CLEVELAND M defensive rebound (2)			
01:25	1 WARLEY J 2pt FG in the paint, driving layup missed			
01:22	3 CORHEN C offensive rebound (3)			
01:02	jump ball situation			
01:02	Timeout 30 Sec			
01:02	35 CLEVELAND M 2pt FG second chance outside the paint, jump shot missed			
01:02	4 MILLS C offensive rebound (3)			
00:51	4 MILLS C turnover bad pass (2)			
00:40				11 BURTON J 2pt FG from turnover in the paint, layup missed
00:39				offensive dead ball rebound (4)
00:39	3 CORHEN C foul personal (2 - 7)			33 FEDERIKO F foul drawn (3)
00:39		33-36	-3	33 FEDERIKO F 1&1 free throw 1 made (3)
00:39	3 CORHEN C substitution out			
00:39	24 MCLEOD N substitution in			
00:39		33-37	-4	33 FEDERIKO F 1&1 free throw 2 made (4)
00:39				Timeout 30 Sec
00:10	22 GREEN JR. D 2pt FG outside the paint, step back jump shot missed			
00:08	1 WARLEY J offensive rebound (2)			
00:04	22 GREEN JR. D 3pt FG second chance, jump shot missed			
00:01				2 HINSON B defensive rebound (3)
<b>END OF PERIOD</b>				
<b>FSU 33-37 PITT</b>				

Officials: Roger Ayers, Matt Potter, Tony Chiazza

**Pittsburgh - 37**

NO.	Name	Min	FG	3P	FT	Rebounds			Fouls		TP	AS	TO	ST	Blocks		+/-
			M-A	M-A	M-A	OR	DR	TOT	PF	FD					BS	BA	
2	Blake Hinson	F 18:39	5-7	1-2	3-4	1	2	3	0	3	14	0	0	1	0	0	5
33	Federiko Federiko	C 17:07	1-2	0-0	2-2	3	3	6	1	3	4	1	0	0	2	0	4
0	Nelly Cummings	G 15:43	1-5	1-5	3-3	0	1	1	1	1	6	1	2	0	0	0	6
3	Greg Elliott	G 14:08	2-4	2-4	0-0	0	1	1	2	0	6	0	0	0	0	0	2
11	Jamarius Burton	G 18:26	3-9	1-3	0-0	0	1	1	1	0	7	3	0	0	0	1	2
22	Nike Sibande	07:34	0-2	0-2	0-0	1	2	3	2	0	0	1	3	1	0	0	2
25	Guillermo Diaz Graham	02:53	0-0	0-0	0-0	1	0	1	0	0	0	0	0	0	0	0	0
5	Nate Santos	01:21	0-0	0-0	0-0	0	0	0	1	0	0	0	0	0	0	0	-1
31	Jorge Diaz Graham	04:09	0-1	0-0	0-0	0	0	0	0	0	0	0	0	1	0	0	0
Team						0	0	0			0						
<b>Totals</b>			12-30	5-16	8-9	6	10	16	8	7	37	6	5	3	2	1	4

Shooting By Period		
1st FG%	12-30	40.0%
3PT%	5-16	31.3%
FT%	8-9	88.9%
GMFG%	12-30	40.0%
3PT%	5-16	31.3%
FT%	8-9	88.9%

Dead Ball Rebounds: 3, 1

Technical Fouls: NONE

**Florida State - 33**

NO.	Name	Min	FG	3P	FT	Rebounds			Fouls		TP	AS	TO	ST	Blocks		+/-
			M-A	M-A	M-A	OR	DR	TOT	PF	FD					BS	BA	
3	Cameron Corhen	F 11:21	2-4	0-1	2-2	1	2	3	2	1	6	0	0	0	0	1	-6
1	Jalen Warley	G 13:37	5-6	1-1	3-4	2	0	2	1	2	14	1	0	1	0	0	-2
4	Caleb Mills	G 12:40	2-5	0-1	3-4	1	2	3	1	3	7	2	2	2	0	0	-7
22	Darin Green Jr.	G 17:39	1-7	1-5	0-0	0	1	1	1	0	3	0	1	0	0	0	-4
35	Matthew Cleveland	G 15:44	1-4	0-0	1-2	0	2	2	0	1	3	1	0	1	1	0	-2
11	Baba Miller	11:36	0-2	0-1	0-0	0	2	2	0	1	0	0	1	0	0	0	1
24	Naheem McLeod	08:39	0-2	0-0	0-0	3	0	3	2	0	0	0	1	0	0	1	2
0	Chandler Jackson	06:23	0-0	0-0	0-0	0	1	1	0	0	0	0	0	0	0	0	-2
12	Tom House	02:21	0-0	0-0	0-0	0	0	0	0	0	0	0	0	0	0	0	0
Team						1	0	1			0						
<b>Totals</b>			11-30	2-9	9-12	8	10	18	7	8	33	4	5	4	1	2	-4

Shooting By Period		
1st FG%	11-30	36.7%
3PT%	2-9	22.2%
FT%	9-12	75%
GMFG%	11-30	36.7%
3PT%	2-9	22.2%
FT%	9-12	75.0%

Dead Ball Rebounds: 3, 0

Technical Fouls: NONE

	PITT	FSU
Biggest lead	8 (1 <sup>st</sup> 11:00)	2 (1 <sup>st</sup> 19:46)
Best Scoring Run	5 (1 <sup>st</sup> 18:36)	4 (1 <sup>st</sup> 5:40)
Lead Changes	1	
Times Tied	1	
Time with Lead	18:36	00:24

	PITT	FSU
Points from		
Turnovers	2	4
Paint	10	14
Second Chance	9	2
Fast Breaks	0	3
Bench	0	0

	Period by Period Scoring		
	1st	2nd	TOT
PITT	37	46	83
FSU	33	42	75



**Period 2**

**Period Starters:**

<b>FSU</b>	1 Warley J	3 Corhen C	4 Mills C	22 Green Jr. D	35 Cleveland M
<b>PITT</b>	0 Cummings N	2 Hinson B	3 Elliott G	11 Burton J	33 Federiko F

Game Time	FSU	Score	Diff	PITT
20:00	24 MCLEOD N substitution out			
20:00	3 CORHEN C substitution in			
20:00				31 DIAZ GRAHAM J substitution out
20:00				3 ELLIOTT G substitution in
19:33				2 HINSON B 3pt FG , jump shot missed
19:31				33 FEDERIKO F offensive rebound (7)
19:30				33 FEDERIKO F 2pt FG second chance in the paint, layup missed
19:25				33 FEDERIKO F offensive rebound (8)
19:23		<b>33-39</b>	<b>-6</b>	11 BURTON J 2pt FG second chance in the paint, layup made (9)
18:56	35 CLEVELAND M 3pt FG , jump shot made (6)	<b>36-39</b>	<b>-3</b>	
18:56	1 WARLEY J assist (2)			
18:41		<b>36-41</b>	<b>-5</b>	33 FEDERIKO F 2pt FG in the paint, dunk, made (6)
18:41				11 BURTON J assist (4)
18:18	1 WARLEY J 2pt FG in the paint, layup made (16)	<b>38-41</b>	<b>-3</b>	
18:18	1 WARLEY J foul drawn (3)			0 CUMMINGS N foul shooting (2 - 1)
18:18	3 CORHEN C substitution out			
18:18	24 MCLEOD N substitution in			
18:18	1 WARLEY J free throw 1 - 1 made (17)	<b>39-41</b>	<b>-2</b>	
17:57		<b>39-44</b>	<b>-5</b>	3 ELLIOTT G 3pt FG , jump shot made (9)
17:57				0 CUMMINGS N assist (2)
17:29	24 MCLEOD N 2pt FG in the paint, layup missed			
17:26				2 HINSON B defensive rebound (4)
17:19				2 HINSON B 3pt FG , jump shot missed
17:17	4 MILLS C defensive rebound (4)			
17:10	4 MILLS C 2pt FG in the paint, driving layup missed			
17:06	24 MCLEOD N offensive rebound (4)			
17:06	24 MCLEOD N 2pt FG second chance in the paint, dunk, made (2)	<b>41-44</b>	<b>-3</b>	
16:59	24 MCLEOD N foul shooting (3 - 1)			11 BURTON J foul drawn (1)
16:59				0 CUMMINGS N substitution out
16:59				22 SIBANDE N substitution in
16:59		<b>41-45</b>	<b>-4</b>	11 BURTON J free throw 1 - 2 made (10)
16:59				11 BURTON J free throw 2 - 2 missed
16:59	35 CLEVELAND M defensive rebound (3)			
16:43	22 GREEN JR. D foul drawn (1)			2 HINSON B foul personal (1 - 2)
16:34	24 MCLEOD N foul drawn (1)			33 FEDERIKO F foul shooting (2 - 3)
16:34	24 MCLEOD N free throw 1 - 2 made (3)	<b>42-45</b>	<b>-3</b>	
16:34	24 MCLEOD N free throw 2 - 2 made (4)	<b>43-45</b>	<b>-2</b>	
16:22	4 MILLS C foul personal (2 - 2)			33 FEDERIKO F foul drawn (4)
16:22				3 ELLIOTT G 3pt FG , jump shot missed
16:22	22 GREEN JR. D defensive rebound (2)			
16:22	22 GREEN JR. D turnover bad pass (2)			

Official Basketball Play by Play - Second Half  
**Pittsburgh at Florida State**  
 02/11/23 Donald L. Tucker Center, Tallahassee  
 2022-23 ACC Men's Basketball

Game Time: 12:00 PM  
 Game Duration: 2:02  
 Attendance: 5,845

Officials: Roger Ayers, Matt Potter, Tony Chiazza

Game Time	FSU	Score	Diff	PITT
16:02				2 HINSON B 2pt FG from turnover in the paint, jump shot missed
16:02				2 HINSON B offensive rebound (5)
15:58				2 HINSON B 2pt FG from turnover second chance in the paint, layup missed
15:22	1 WARLEY J defensive rebound (3)			
15:45	1 WARLEY J 2pt FG outside the paint, turnaround jump shot missed			
15:45				33 FEDERIKO F defensive rebound (9)
15:33				3 ELLIOTT G 3pt FG , jump shot missed
15:31	4 MLLS C defensive rebound (5)			
15:26	4 MLLS C 3pt FG , jump shot missed			
15:25				33 FEDERIKO F defensive rebound (10)
15:14	4 MLLS C foul drawn (4)			33 FEDERIKO F foul offensive (3 - 4)
15:14				33 FEDERIKO F turnover offensive (1)
15:14	Timeout media			
15:14	1 WARLEY J substitution out			
15:14	24 MCLEOD N substitution out			
15:14	0 JACKSON C substitution in			
15:14	3 CORHEN C substitution in			
15:14				3 ELLIOTT G substitution out
15:14				33 FEDERIKO F substitution out
15:14				0 CUMMINGS N substitution in
15:14				25 DIAZ GRAHAM G substitution in
15:07	22 GREEN JR. D 2pt FG from turnover in the paint, dunk, made (5)	<b>45-45</b>	<b>0</b>	
15:07	0 JACKSON C assist (1)			
14:51				2 HINSON B 3pt FG , jump shot missed
14:51				offensive dead ball rebound (5)
14:49	22 GREEN JR. D foul personal (2 - 3)			25 DIAZ GRAHAM G foul drawn (1)
14:39				25 DIAZ GRAHAM G turnover bad pass (1)
14:26	0 JACKSON C 3pt FG from turnover, jump shot missed			
14:23				11 BURTON J defensive rebound (2)
14:07	0 JACKSON C foul personal (1 - 4)			2 HINSON B foul drawn (4)
14:02				25 DIAZ GRAHAM G 2pt FG in the paint, layup blocked
14:02	35 CLEVELAND M block (2)			
13:57				25 DIAZ GRAHAM G offensive rebound (2)
13:57		<b>45-47</b>	<b>-2</b>	25 DIAZ GRAHAM G 2pt FG second chance in the paint, layup made (2)
13:46	3 CORHEN C 2pt FG in the paint, layup made (8)	<b>47-47</b>	<b>0</b>	
13:46	35 CLEVELAND M assist (2)			
13:46	3 CORHEN C foul drawn (2)			25 DIAZ GRAHAM G foul shooting (1 - 5)
13:46	3 CORHEN C free throw 1 - 1 made (9)	<b>48-47</b>	<b>1</b>	
13:29		<b>48-49</b>	<b>-1</b>	25 DIAZ GRAHAM G 2pt FG in the paint, hook shot made (4)
13:29				0 CUMMINGS N assist (3)
13:12	3 CORHEN C 2pt FG in the paint, layup made (11)	<b>50-49</b>	<b>1</b>	
13:12	0 JACKSON C assist (2)			
12:56				0 CUMMINGS N 2pt FG in the paint, layup missed
12:53	4 MLLS C defensive rebound (6)			
12:50	22 GREEN JR. D 3pt FG , jump shot missed			
12:47	35 CLEVELAND M offensive rebound (4)			

Official Basketball Play by Play - Second Half  
**Pittsburgh at Florida State**  
 02/11/23 Donald L. Tucker Center, Tallahassee  
 2022-23 ACC Men's Basketball

Game Time: 12:00 PM  
 Game Duration: 2:02  
 Attendance: 5,845

Officials: Roger Ayers, Matt Potter, Tony Chiazza

Game Time	FSU	Score	Diff	PITT
12:29	0 JACKSON C turnover lost ball (1)			
12:29	3 CORHEN C substitution out			
12:29	35 CLEVELAND M substitution out			
12:29	11 MILLER B substitution in			
12:29	24 MCLEOD N substitution in			
12:29				0 CUMMINGS N substitution out
12:29				3 ELLIOTT G substitution in
12:15		<b>50-51</b>	<b>-1</b>	11 BURTON J 2pt FG from turnover outside the paint, jump shot made (12)
11:46	0 JACKSON C 3pt FG , jump shot missed			
11:43				25 DIAZ GRAHAM G defensive rebound (3)
11:24		<b>50-53</b>	<b>-3</b>	11 BURTON J 2pt FG outside the paint, step back jump shot made (14)
11:13	0 JACKSON C turnover bad pass (2)			
11:13	Timeout media			
11:13	0 JACKSON C substitution out			
11:13	4 MILLS C substitution out			
11:13	24 MCLEOD N substitution out			
11:13	1 WARLEY J substitution in			
11:13	5 GREEN D substitution in			
11:13	35 CLEVELAND M substitution in			
10:59				11 BURTON J 2pt FG from turnover in the paint, driving layup missed
10:56				25 DIAZ GRAHAM G offensive rebound (4)
10:56		<b>50-55</b>	<b>-5</b>	25 DIAZ GRAHAM G 2pt FG from turnover second chance in the paint, layup made (6)
10:37	22 GREEN JR. D 3pt FG , jump shot missed			
10:35				11 BURTON J defensive rebound (3)
10:18				2 HINSON B 3pt FG , jump shot missed
10:16	1 WARLEY J defensive rebound (4)			
10:06	11 MILLER B foul drawn (2)			2 HINSON B foul personal (2 - 6)
09:59	5 GREEN D 3pt FG , jump shot made (3)	<b>53-55</b>	<b>-2</b>	
09:59	22 GREEN JR. D assist (1)			
09:39				11 BURTON J 2pt FG outside the paint, step back jump shot missed
09:36				11 BURTON J offensive rebound (4)
09:34		<b>53-58</b>	<b>-5</b>	3 ELLIOTT G 3pt FG second chance, jump shot made (12)
09:34				11 BURTON J assist (5)
09:14	5 GREEN D foul drawn (1)			25 DIAZ GRAHAM G foul shooting (2 - 7)
09:14	5 GREEN D free throw 1 - 2 missed			
09:14	offensive dead ball rebound (4)			
09:14	5 GREEN D free throw 2 - 2 made (4)	<b>54-58</b>	<b>-4</b>	
09:03	11 MILLER B foul drawn (3)			11 BURTON J foul offensive (2 - 8)
09:03				11 BURTON J turnover offensive (1)
08:42	5 GREEN D foul offensive (1 - 5)			2 HINSON B foul drawn (5)
08:42	5 GREEN D turnover offensive (1)			
08:19				3 ELLIOTT G 3pt FG from turnover, jump shot missed
08:16	11 MILLER B defensive rebound (3)			
08:06	35 CLEVELAND M 3pt FG , jump shot missed			
08:03				25 DIAZ GRAHAM G defensive rebound (5)
07:59				25 DIAZ GRAHAM G 2pt FG in the paint, alleyoop missed

Official Basketball Play by Play - Second Half  
**Pittsburgh at Florida State**  
 02/11/23 Donald L. Tucker Center, Tallahassee  
 2022-23 ACC Men's Basketball

Game Time: 12:00 PM  
 Game Duration: 2:02  
 Attendance: 5,845

Officials: Roger Ayers, Matt Potter, Tony Chiazza

Game Time	FSU	Score	Diff	PITT
07:55	35 CLEVELAND M defensive rebound (5)			
07:36	22 GREEN JR. D foul drawn (2)			2 HINSON B foul personal (3 - 9)
07:36	Timeout media			
07:36	5 GREEN D substitution out			
07:36	3 CORHEN C substitution in			
07:36				25 DIAZ GRAHAM G substitution out
07:36				33 FEDERIKO F substitution in
07:36	22 GREEN JR. D 1&1 free throw 1 made (6)	<b>55-58</b>	<b>-3</b>	
07:36	22 GREEN JR. D 1&1 free throw 2 made (7)	<b>56-58</b>	<b>-2</b>	
07:36	22 GREEN JR. D substitution out			
07:36	4 MLLS C substitution in			
07:24		<b>56-61</b>	<b>-5</b>	22 SIBANDE N 3pt FG , jump shot made (3)
07:00	11 MILLER B 3pt FG , jump shot missed			
06:56	3 CORHEN C offensive rebound (4)			
06:56	3 CORHEN C 2pt FG second chance in the paint, layup made (13)	<b>58-61</b>	<b>-3</b>	
06:38		<b>58-64</b>	<b>-6</b>	22 SIBANDE N 3pt FG , jump shot made (6)
06:24	1 WARLEY J 2pt FG in the paint, layup made (19)	<b>60-64</b>	<b>-4</b>	
06:24	4 MLLS C assist (3)			
06:02				22 SIBANDE N 3pt FG , jump shot missed
06:00				33 FEDERIKO F offensive rebound (11)
06:00				33 FEDERIKO F 2pt FG second chance in the paint, layup blocked
06:00	11 MILLER B block (1)			
06:00				offensive rebound (31)
06:00	11 MILLER B substitution out			
06:00	22 GREEN JR. D substitution in			
05:54				2 HINSON B 3pt FG second chance, jump shot missed
05:54	35 CLEVELAND M defensive rebound (6)			
05:47	4 MLLS C 3pt FG , jump shot made (10)	<b>63-64</b>	<b>-1</b>	
05:47	3 CORHEN C assist (1)			
05:22		<b>63-66</b>	<b>-3</b>	11 BURTON J 2pt FG in the paint, layup made (16)
05:22				33 FEDERIKO F assist (2)
05:05	4 MLLS C turnover bad pass (3)			22 SIBANDE N steal (2)
04:58		<b>63-68</b>	<b>-5</b>	22 SIBANDE N 2pt FG fast break from turnover in the paint, driving layup made (8)
04:57				Timeout 30 Sec
04:57	Timeout media			
04:39	4 MLLS C foul drawn (5)			2 HINSON B foul personal (4 - 10)
04:39	4 MLLS C free throw 1 - 2 made (11)	<b>64-68</b>	<b>-4</b>	
04:39	4 MLLS C free throw 2 - 2 made (12)	<b>65-68</b>	<b>-3</b>	
04:17		<b>65-70</b>	<b>-5</b>	22 SIBANDE N 2pt FG in the paint, driving layup made (10)
04:00	22 GREEN JR. D turnover bad pass (3)			
03:39				22 SIBANDE N 2pt FG from turnover in the paint, driving layup missed
03:36	3 CORHEN C defensive rebound (5)			
03:26	4 MLLS C 3pt FG , jump shot missed			
03:23				33 FEDERIKO F defensive rebound (12)
03:15	3 CORHEN C foul shooting (3 - 6)			11 BURTON J foul drawn (2)
03:15	Timeout media			

Official Basketball Play by Play - Second Half  
**Pittsburgh at Florida State**  
 02/11/23 Donald L. Tucker Center, Tallahassee  
 2022-23 ACC Men's Basketball

Game Time: 12:00 PM  
 Game Duration: 2:02  
 Attendance: 5,845

Officials: Roger Ayers, Matt Potter, Tony Chiazza

Game Time	FSU	Score	Diff	PITT
03:15		65-71	-6	11 BURTON J free throw 1 - 2 made (17)
03:15				11 BURTON J free throw 2 - 2 missed
03:14	22 GREEN JR. D defensive rebound (3)			
02:57	35 CLEVELAND M 2pt FG outside the paint, turnaround jump shot missed			
02:54				2 HINSON B defensive rebound (6)
02:35		65-74	-9	2 HINSON B 3pt FG , jump shot made (17)
02:35				11 BURTON J assist (6)
02:17	22 GREEN JR. D 2pt FG outside the paint, step back jump shot made (9)	67-74	-7	
02:17	Timeout 30 Sec			
01:56	4 MILLS C foul personal (3 - 7)			11 BURTON J foul drawn (3)
01:56		67-75	-8	11 BURTON J 1&1 free throw 1 made (18)
01:56		67-76	-9	11 BURTON J 1&1 free throw 2 made (19)
01:47	22 GREEN JR. D 3pt FG , jump shot missed			
01:44				11 BURTON J defensive rebound (5)
01:19				3 ELLIOTT G 3pt FG , jump shot missed
01:18				33 FEDERIKO F offensive rebound (13)
01:18	3 CORHEN C foul personal (4 - 8)			33 FEDERIKO F foul drawn (5)
01:18		67-77	-10	33 FEDERIKO F 1&1 free throw 1 made (7)
01:18		67-78	-11	33 FEDERIKO F 1&1 free throw 2 made (8)
01:08	1 WARLEY J 2pt FG in the paint, layup made (21)	69-78	-9	
00:57	3 CORHEN C foul personal (5 - 9)			2 HINSON B foul drawn (6)
00:57	3 CORHEN C substitution out			
00:57	11 MILLER B substitution in			
00:57		69-79	-10	2 HINSON B 1&1 free throw 1 made (18)
00:57		69-80	-11	2 HINSON B 1&1 free throw 2 made (19)
00:46	4 MILLS C 2pt FG in the paint, driving layup made (14)	71-80	-9	
00:46	Timeout 30 Sec			
00:39				2 HINSON B 2pt FG in the paint, layup missed
00:37	22 GREEN JR. D defensive rebound (4)			
00:35	35 CLEVELAND M 2pt FG in the paint, layup missed			
00:33				22 SIBANDE N defensive rebound (4)
00:30	4 MILLS C foul personal (4 - 10)			22 SIBANDE N foul drawn (1)
00:30		71-81	-10	22 SIBANDE N free throw 1 - 2 made (11)
00:30		71-82	-11	22 SIBANDE N free throw 2 - 2 made (12)
00:22	4 MILLS C foul drawn (6)			33 FEDERIKO F foul shooting (4 - 11)
00:22	4 MILLS C free throw 1 - 2 made (15)	72-82	-10	
00:22	4 MILLS C free throw 2 - 2 made (16)	73-82	-9	
00:20	22 GREEN JR. D foul personal (3 - 11)			3 ELLIOTT G foul drawn (1)
00:20				3 ELLIOTT G free throw 1 - 2 missed
00:20				offensive dead ball rebound (6)
00:20		73-83	-10	3 ELLIOTT G free throw 2 - 2 made (13)
00:12	4 MILLS C 2pt FG in the paint, layup blocked			
00:12				33 FEDERIKO F block (3)
00:12	offensive rebound (35)			
00:00	1 WARLEY J 2pt FG second chance in the paint, dunk, made (23)	75-83	-8	
<b>END OF GAME</b>				
<b>FSU 75-83 PITT</b>				

Officials: Roger Ayers, Matt Potter, Tony Chiazza

**Pittsburgh - 46**

NO.	Name	Min	FG	3P	FT	Rebounds			Fouls		TP	AS	TO	ST	Blocks		+/-	
			M-A	M-A	M-A	OR	DR	TOT	PF	FD					BS	BA		
2	Blake Hinson	F 20:00	1-9	1-6	2-2	1	2	3	4	3	5	0	0	0	0	0	0	4
33	Federiko Federiko	C 12:22	1-3	0-0	2-2	4	3	7	3	2	4	1	1	0	1	1	2	
0	Nelly Cummings	G 05:46	0-1	0-0	0-0	0	0	0	1	0	0	2	0	0	0	0	-4	
3	Greg Elliott	G 17:15	2-6	2-6	1-2	0	0	0	0	1	7	0	0	0	0	0	7	
11	Jamarius Burton	G 20:00	4-6	0-0	4-6	1	3	4	1	3	12	3	1	0	0	0	4	
31	Jorge Diaz Graham	00:00	0-0	0-0	0-0	0	0	0	0	0	0	0	0	0	0	0	0	
22	Nike Sibande	16:59	4-6	2-3	2-2	0	1	1	0	1	12	0	0	1	0	0	5	
25	Guillermo Diaz Graham	07:38	3-5	0-0	0-0	2	2	4	2	1	6	0	1	0	0	1	2	
Team						1	0	1			0							
<b>Totals</b>			15-36	5-15	11-14	9	11	20	11	11	46	6	3	1	1	2	4	

Shooting By Period		
2 <sup>nd</sup> FG%	15-36	41.7%
3PT%	5-15	33.3%
FT%	11-14	78.6%
GM FG%	15-36	41.7%
3PT%	5-15	33.3%
FT%	11-14	78.6%

Dead Ball Rebounds: 2, 0

Technical Fouls: NONE

**Florida State - 42**

NO.	Name	Min	FG	3P	FT	Rebounds			Fouls		TP	AS	TO	ST	Blocks		+/-
			M-A	M-A	M-A	OR	DR	TOT	PF	FD					BS	BA	
3	Cameron Corhen	F 11:06	3-3	0-0	1-1	1	1	2	3	1	7	1	0	0	0	0	-1
1	Jalen Warley	G 15:59	4-5	0-0	1-1	0	2	2	0	1	9	1	0	0	0	0	-3
4	Caleb Mills	G 16:23	2-6	1-3	4-4	0	3	3	3	3	9	1	1	0	0	1	-5
22	Darin Green Jr.	G 18:24	2-5	0-3	2-2	0	3	3	2	2	6	1	2	0	0	0	-2
35	Matthew Cleveland	G 18:44	1-4	1-2	0-0	1	3	4	0	0	3	1	0	0	1	0	0
24	Naheem McLeod	04:20	1-2	0-0	2-2	1	0	1	1	1	4	0	0	0	0	0	-3
0	Chandler Jackson	04:01	0-2	0-2	0-0	0	0	0	1	0	0	2	2	0	0	0	-1
11	Baba Miller	07:26	0-1	0-1	0-0	0	1	1	0	2	0	0	0	0	1	0	-4
5	De'Ante Green	03:37	1-1	1-1	1-2	0	0	0	1	1	4	0	1	0	0	0	-1
Team						1	0	1			0						
<b>Totals</b>			14-29	3-12	11-12	4	13	17	11	11	42	7	6	0	2	1	-4

Shooting By Period		
2 <sup>nd</sup> FG%	14-29	48.3%
3PT%	3-12	25.0%
FT%	11-12	91.7%
GM FG%	14-29	48.3%
3PT%	3-12	25.0%
FT%	11-12	91.7%

Dead Ball Rebounds: 1, 0

Technical Fouls: NONE

	PITT	FSU
Biggest lead	11 (2 <sup>nd</sup> 1:18)	1 (2 <sup>nd</sup> 13:46)
Best Scoring Run	6 (2 <sup>nd</sup> 10:56)	5 (2 <sup>nd</sup> 5:47)
Lead Changes	4	
Times Tied	2	
Time with Lead	17:09	01:14

	PITT	FSU
Points from		
Turnovers	6	2
Paint	16	20
Second Chance	11	6
Fast Breaks	2	0
Bench	18	8

	Period by Period Scoring		
	1st	2nd	TOT
PITT	37	46	83
FSU	33	42	75


Officials: Roger Ayers, Matt Potter, Tony Chiazza

Players => All; FG Types => All; Results => All;

Players => All; FG Types => All; Results => All;

**Florida State**

**Pittsburgh**



Florida State	M/A	%
Field Goals	25/59	42
2 Points	20/38	53
3 Points	5/21	24
Free Throws	20/24	83

Pittsburgh	M/A	%
Field Goals	27/66	41
2 Points	17/35	49
3 Points	10/31	32
Free Throws	19/23	83

**Pittsburgh at Florida State**

02/11/23 Donald L. Tucker Center, Tallahassee  
2022-23 ACC Men's Basketball

Officials: Roger Ayers, Matt Potter, Tony Chiazza

**Pittsburgh**

No	Name	Mins		Score		Points Diff		Points per Min		Assists		Rebounds		Steals		Turnovers	
		On	Off	On	Off	On	Off	On	Off	On	Off	On	Off	On	Off	On	Off
0	Nelly Cummings	21:29	18:31	40-38	43-37	2	6	1.86	2.32	7	5	20	16	1	3	5	3
2	Blake Hinson	38:39	01:21	83-74	0-1	9	-1	2.15	0.00	12	0	35	1	4	0	6	2
3	Greg Elliott	31:23	08:37	70-61	13-14	9	-1	2.23	1.51	10	2	28	8	3	1	6	2
5	Nate Santos	01:21	38:39	0-1	83-74	-1	9	0.00	2.15	0	12	1	35	0	4	2	6
11	Jamarius Burton	38:26	01:34	80-74	3-1	6	2	2.08	1.91	11	1	35	1	4	0	7	1
22	Nike Sibande	24:33	15:27	52-45	31-30	7	1	2.12	2.01	8	4	22	14	3	1	6	2
25	Guillermo Diaz Graham	10:31	29:29	18-16	65-59	2	6	1.71	2.20	3	9	10	26	0	4	3	5
31	Jorge Diaz Graham	04:09	35:51	7-7	76-68	0	8	1.69	2.12	0	12	3	33	1	3	0	8
33	Federiko Federiko	29:29	10:31	65-59	18-16	6	2	2.20	1.71	9	3	26	10	4	0	5	3

**Florida State**

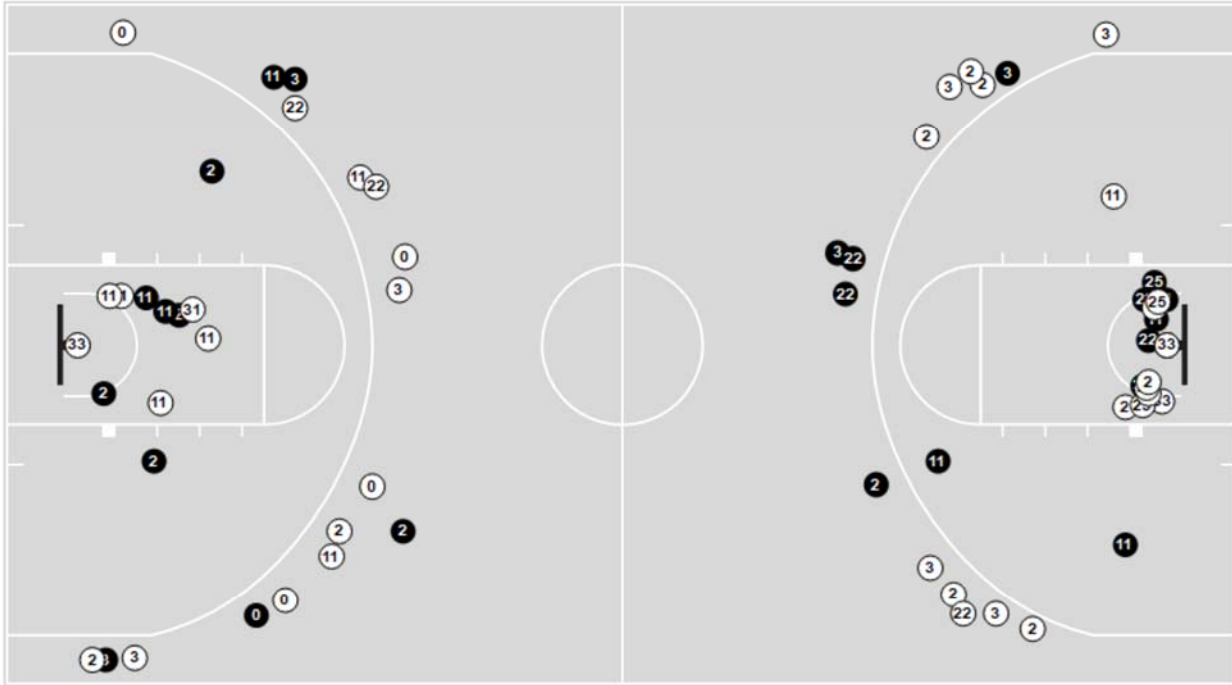
No	Name	Mins		Score		Points Diff		Points per Min		Assists		Rebounds		Steals		Turnovers	
		On	Off	On	Off	On	Off	On	Off	On	Off	On	Off	On	Off	On	Off
0	Chandler Jackson	10:24	29:36	18-21	57-62	-3	-5	1.73	1.93	4	7	6	29	1	3	5	6
1	Jalen Warley	29:36	10:24	57-62	18-21	-5	-3	1.93	1.73	7	4	29	6	3	1	6	5
3	Cameron Corhen	22:26	17:34	44-51	31-32	-7	-1	1.96	1.77	9	2	16	19	1	3	6	5
4	Caleb Mills	29:03	10:57	54-66	21-17	-12	4	1.86	1.92	9	2	24	11	2	2	7	4
5	De'Ante Green	03:37	36:23	4-5	71-78	-1	-7	1.11	1.95	1	10	3	32	0	4	1	10
11	Baba Miller	19:02	20:58	37-40	38-43	-3	-5	1.94	1.81	3	8	16	19	4	0	5	6
12	Tom House	02:21	37:39	5-5	70-78	0	-8	2.13	1.86	1	10	1	34	0	4	1	10
22	Darin Green Jr.	36:03	03:57	66-72	9-11	-6	-2	1.83	2.28	9	2	33	2	4	0	10	1
24	Naheem McLeod	12:59	27:01	21-22	54-61	-1	-7	1.62	2.00	1	10	14	21	3	1	4	7
35	Matthew Cleveland	34:28	05:32	69-71	6-12	-2	-6	2.00	1.08	11	0	33	2	2	2	10	1



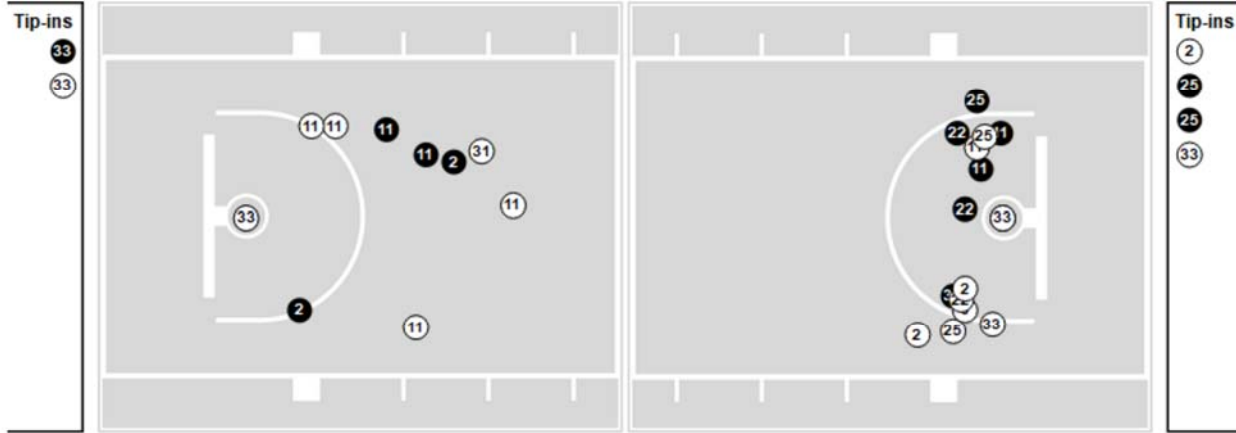
Officials: Roger Ayers, Matt Potter, Tony Chiazza

Players => All ; FG Types => All ; Results => All ;  
**Pittsburgh**

**All Field Goals**



**Shots in the Paint**



● Made ○ Missed N - Player Number

Pittsburgh	M/A	%
Field Goals	27/66	41
2 Points	17/35	49
3 Points	10/31	32
Free Throws	19/23	83

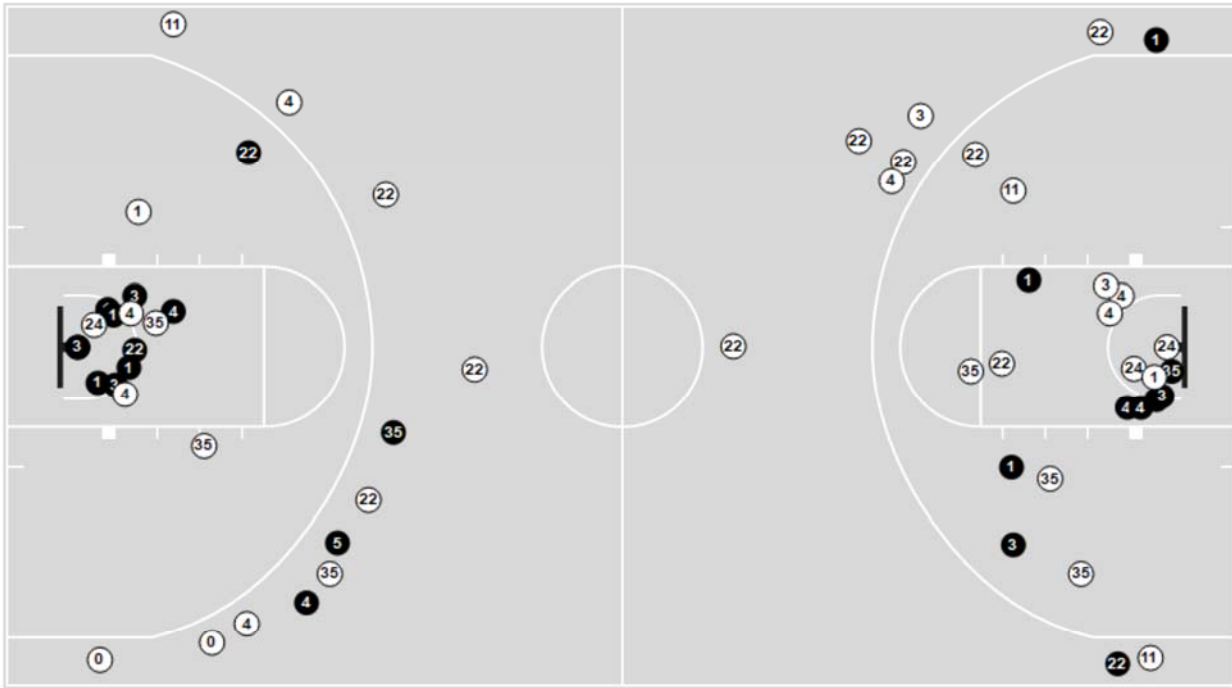
Pittsburgh	M/A	%
Points in the Paint	26 (13/29)	45
Fast Break Points	2 (1/1)	100
Second Chance Points	20 (12/19)	63
Effective FG%	48	

Officials: Roger Ayers, Matt Potter, Tony Chiazza

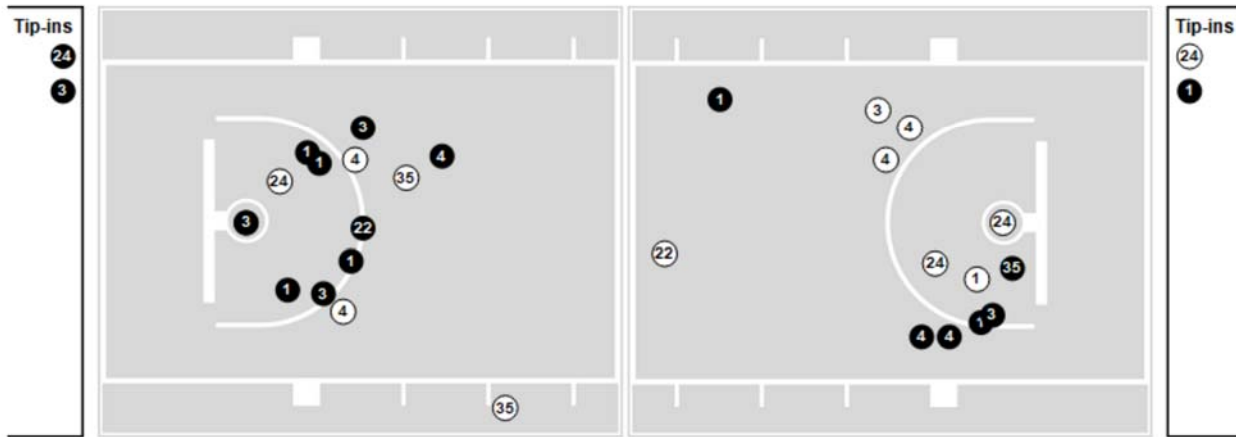
Players => All ; FG Types => All ; Results => All ;

**Florida State**

**All Field Goals**



**Shots in the Paint**



● Made ○ Missed N - Player Number

Florida State	M/A	%
Field Goals	25/59	42
2 Points	20/38	53
3 Points	5/21	24
Free Throws	20/24	83

Florida State	M/A	%
Points in the Paint	34 (17/28)	61
Fast Break Points	3 (2/3)	67
Second Chance Points	8 (4/10)	40
Effective FG%	47	

**Pittsburgh**

Lineup	Quarter On	Time On	Quarter Off	Time Off	Time on Court	Score	Score Diff	Reb	Stl	Tov	Ast	PPP
0- Cummings N/ 2- Hinson B/ 3- Elliott G/ 11- Burton J/ 33- Federiko F/	1	20:00	1	15:50	04:10	10-6	4	5	0	0	2	1.4286
0- Cummings N/ 2- Hinson B/ 3- Elliott G/ 22- Sibande N/ 33- Federiko F/	1	15:50	1	14:16	01:34	3-1	2	1	0	1	1	1.5000
2- Hinson B/ 3- Elliott G/ 11- Burton J/ 22- Sibande N/ 33- Federiko F/	1	14:16	1	11:21	02:55	5-5	0	0	2	1	2	0.8333
0- Cummings N/ 2- Hinson B/ 11- Burton J/ 22- Sibande N/ 25- Diaz Graham G/	1	11:21	1	09:00	02:21	5-5	0	3	0	0	1	1.5060
0- Cummings N/ 3- Elliott G/ 5- Santos N/ 11- Burton J/ 25- Diaz Graham G/	1	09:00	1	08:59	00:01	0-0	0	0	0	1	0	0.0000
0- Cummings N/ 5- Santos N/ 11- Burton J/ 22- Sibande N/ 25- Diaz Graham G/	1	08:59	1	08:28	00:31	0-0	0	0	0	0	0	0.0000
0- Cummings N/ 5- Santos N/ 11- Burton J/ 22- Sibande N/ 33- Federiko F/	1	08:28	1	08:15	00:13	0-0	0	1	0	1	0	0.0000
0- Cummings N/ 3- Elliott G/ 5- Santos N/ 11- Burton J/ 33- Federiko F/	1	08:15	1	07:39	00:36	0-1	-1	0	0	0	0	0.0000
0- Cummings N/ 2- Hinson B/ 3- Elliott G/ 11- Burton J/ 33- Federiko F/	1	07:39	1	04:09	03:30	7-8	-1	3	0	1	0	1.2868
2- Hinson B/ 3- Elliott G/ 11- Burton J/ 31- Diaz Graham J/ 33- Federiko F/	1	04:09	1	02:47	01:22	3-5	-2	1	0	0	0	2.0833
0- Cummings N/ 2- Hinson B/ 11- Burton J/ 31- Diaz Graham J/ 33- Federiko F/	1	02:47	2	20:00	02:47	4-2	2	2	1	0	0	0.8403
0- Cummings N/ 2- Hinson B/ 3- Elliott G/ 11- Burton J/ 33- Federiko F/	2	20:00	2	16:59	03:01	7-8	-1	3	0	0	2	1.7500
2- Hinson B/ 3- Elliott G/ 11- Burton J/ 22- Sibande N/ 33- Federiko F/	2	16:59	2	15:14	01:45	1-2	-1	3	0	1	0	0.2049
0- Cummings N/ 2- Hinson B/ 11- Burton J/ 22- Sibande N/ 25- Diaz Graham G/	2	15:14	2	12:29	02:45	4-7	-3	2	0	1	1	0.8000
2- Hinson B/ 3- Elliott G/ 11- Burton J/ 22- Sibande N/ 25- Diaz Graham G/	2	12:29	2	07:36	04:53	9-4	5	5	0	1	1	1.1250
2- Hinson B/ 3- Elliott G/ 11- Burton J/ 22- Sibande N/ 33- Federiko F/	2	07:36	2	00:00	07:36	25-21	4	7	1	0	2	1.7507

**Florida State**

Lineup	Quarter On	Time On	Quarter Off	Time Off	Time on Court	Score	Score Diff	Reb	Stl	Tov	Ast	PPP
1- Warley J/ 3- Corhen C/ 4- Mills C/ 22- Green Jr. D/ 35- Cleveland M	1	20:00	1	15:50	04:10	6-10	-4	3	0	0	2	0.7614
1- Warley J/ 4- Mills C/ 11- Miller B/ 22- Green Jr. D/ 24- McLeod N/	1	15:50	1	15:23	00:27	0-0	0	0	1	0	0	0.0000
0- Jackson C/ 4- Mills C/ 11- Miller B/ 22- Green Jr. D/ 24- McLeod N/	1	15:23	1	14:16	01:07	1-3	-2	0	0	0	0	0.6944
0- Jackson C/ 11- Miller B/ 22- Green Jr. D/ 24- McLeod N/ 35- Cleveland M	1	14:16	1	11:21	02:55	5-5	0	3	1	2	0	1.2500
0- Jackson C/ 3- Corhen C/ 4- Mills C/ 12- House T/ 35- Cleveland M	1	11:21	1	09:00	02:21	5-5	0	1	0	1	1	1.2887
1- Warley J/ 3- Corhen C/ 4- Mills C/ 11- Miller B/ 35- Cleveland M	1	09:00	1	09:00	00:00	0-0	0	0	0	0	0	0.0000
1- Warley J/ 3- Corhen C/ 4- Mills C/ 11- Miller B/ 22- Green Jr. D/	1	09:00	1	06:18	02:42	4-5	-1	2	1	0	0	0.7519
1- Warley J/ 4- Mills C/ 11- Miller B/ 22- Green Jr. D/ 24- McLeod N/	1	06:18	1	06:18	00:00	1-0	1	0	0	0	0	2.2727
1- Warley J/ 11- Miller B/ 22- Green Jr. D/ 24- McLeod N/ 35- Cleveland M	1	06:18	1	02:47	03:31	9-5	4	4	1	0	1	1.8000
1- Warley J/ 3- Corhen C/ 11- Miller B/ 22- Green Jr. D/ 35- Cleveland M	1	02:47	1	01:53	00:54	1-2	-1	1	0	1	0	0.6944
1- Warley J/ 3- Corhen C/ 4- Mills C/ 22- Green Jr. D/ 35- Cleveland M	1	01:53	1	00:39	01:13	1-1	0	3	0	1	0	0.6944
1- Warley J/ 4- Mills C/ 22- Green Jr. D/ 24- McLeod N/ 35- Cleveland M	1	00:39	2	20:00	00:39	0-1	-1	1	0	0	0	0.0000
1- Warley J/ 3- Corhen C/ 4- Mills C/ 22- Green Jr. D/ 35- Cleveland M	2	20:00	2	18:18	01:42	5-4	1	0	0	0	1	2.5000
1- Warley J/ 4- Mills C/ 22- Green Jr. D/ 24- McLeod N/ 35- Cleveland M	2	18:18	2	15:14	03:04	5-4	1	6	0	1	0	0.7911
0- Jackson C/ 3- Corhen C/ 4- Mills C/ 22- Green Jr. D/ 35- Cleveland M	2	15:14	2	12:29	02:45	7-4	3	2	0	1	3	1.2868
0- Jackson C/ 4- Mills C/ 11- Miller B/ 22- Green Jr. D/ 24- McLeod N/	2	12:29	2	11:13	01:16	0-4	-4	0	0	1	0	0.0000
1- Warley J/ 5- Green D/ 11- Miller B/ 22- Green Jr. D/ 35- Cleveland M	2	11:13	2	07:36	03:37	4-5	-1	3	0	1	1	0.8197
1- Warley J/ 3- Corhen C/ 11- Miller B/ 22- Green Jr. D/ 35- Cleveland M	2	07:36	2	07:36	00:00	2-0	2	0	0	0	0	2.2727
1- Warley J/ 3- Corhen C/ 4- Mills C/ 11- Miller B/ 35- Cleveland M	2	07:36	2	06:00	01:36	4-6	-2	1	0	0	1	2.0000
1- Warley J/ 3- Corhen C/ 4- Mills C/ 22- Green Jr. D/ 35- Cleveland M	2	06:00	2	00:57	05:02	9-14	-5	3	0	2	1	1.0135
1- Warley J/ 4- Mills C/ 11- Miller B/ 22- Green Jr. D/ 35- Cleveland M	2	00:57	2	00:00	00:57	6-5	1	2	0	0	0	1.5464

Officials: Roger Ayers, Matt Potter, Tony Chiazza

**Pittsburgh**

Lineup	Time	Score	Score Diff	Pts/Min	Reb	Stl	Tov	Ast	PPP
2- Hinson B/ 3- Elliott G/ 11- Burton J/ 22- Sibande N/ 33- Federiko F/	12:16	31-28	3	2.5272	10	3	2	4	1.2321
0- Cummings N/ 2- Hinson B/ 3- Elliott G/ 11- Burton J/ 33- Federiko F/	10:41	24-22	2	2.2465	11	0	1	4	1.4599
0- Cummings N/ 2- Hinson B/ 11- Burton J/ 22- Sibande N/ 25- Diaz Graham G/	05:06	9-12	-3	1.7647	5	0	1	2	1.0817
2- Hinson B/ 3- Elliott G/ 11- Burton J/ 22- Sibande N/ 25- Diaz Graham G/	04:53	9-4	5	1.8430	5	0	1	1	1.1250
0- Cummings N/ 2- Hinson B/ 11- Burton J/ 31- Diaz Graham J/ 33- Federiko F/	02:47	4-2	2	1.4371	2	1	0	0	0.8403
0- Cummings N/ 2- Hinson B/ 3- Elliott G/ 22- Sibande N/ 33- Federiko F/	01:34	3-1	2	1.9149	1	0	1	1	1.5000
2- Hinson B/ 3- Elliott G/ 11- Burton J/ 31- Diaz Graham J/ 33- Federiko F/	01:22	3-5	-2	2.1951	1	0	0	0	2.0833
0- Cummings N/ 3- Elliott G/ 5- Santos N/ 11- Burton J/ 33- Federiko F/	00:36	0-1	-1	0.0000	0	0	0	0	0.0000
0- Cummings N/ 5- Santos N/ 11- Burton J/ 22- Sibande N/ 25- Diaz Graham G/	00:31	0-0	0	0.0000	0	0	0	0	0.0000
0- Cummings N/ 5- Santos N/ 11- Burton J/ 22- Sibande N/ 33- Federiko F/	00:13	0-0	0	0.0000	1	0	1	0	0.0000
0- Cummings N/ 3- Elliott G/ 5- Santos N/ 11- Burton J/ 25- Diaz Graham G/	00:01	0-0	0	0.0000	0	0	1	0	0.0000

**Florida State**

Lineup	Time	Score	Score Diff	Pts/Min	Reb	Stl	Tov	Ast	PPP
1- Warley J/ 3- Corhen C/ 4- Mills C/ 22- Green Jr. D/ 35- Cleveland M	12:08	21-29	-8	1.7303	9	0	3	4	1.0396
1- Warley J/ 4- Mills C/ 22- Green Jr. D/ 24- McLeod N/ 35- Cleveland M	03:43	5-5	0	1.3429	7	0	1	0	0.6831
1- Warley J/ 5- Green D/ 11- Miller B/ 22- Green Jr. D/ 35- Cleveland M	03:37	4-5	-1	1.1060	3	0	1	1	0.8197
1- Warley J/ 11- Miller B/ 22- Green Jr. D/ 24- McLeod N/ 35- Cleveland M	03:31	9-5	4	2.5592	4	1	0	1	1.8000
0- Jackson C/ 11- Miller B/ 22- Green Jr. D/ 24- McLeod N/ 35- Cleveland M	02:55	5-5	0	1.7143	3	1	2	0	1.2500
0- Jackson C/ 3- Corhen C/ 4- Mills C/ 22- Green Jr. D/ 35- Cleveland M	02:45	7-4	3	2.5455	2	0	1	3	1.2868
1- Warley J/ 3- Corhen C/ 4- Mills C/ 11- Miller B/ 22- Green Jr. D/	02:42	4-5	-1	1.4815	2	1	0	0	0.7519
0- Jackson C/ 4- Mills C/ 11- Miller B/ 22- Green Jr. D/ 24- McLeod N/	02:23	1-7	-6	0.4196	0	0	1	0	0.2907
0- Jackson C/ 3- Corhen C/ 4- Mills C/ 12- House T/ 35- Cleveland M	02:21	5-5	0	2.1277	1	0	1	1	1.2887
1- Warley J/ 3- Corhen C/ 4- Mills C/ 11- Miller B/ 35- Cleveland M	01:36	4-6	-2	2.5000	1	0	0	1	2.0000
1- Warley J/ 4- Mills C/ 11- Miller B/ 22- Green Jr. D/ 35- Cleveland M	00:57	6-5	1	6.2718	2	0	0	0	1.5464
1- Warley J/ 3- Corhen C/ 11- Miller B/ 22- Green Jr. D/ 35- Cleveland M	00:54	3-2	1	3.3333	1	0	1	0	1.2931
1- Warley J/ 4- Mills C/ 11- Miller B/ 22- Green Jr. D/ 24- McLeod N/	00:27	1-0	1	2.2222	0	1	0	0	1.1364