

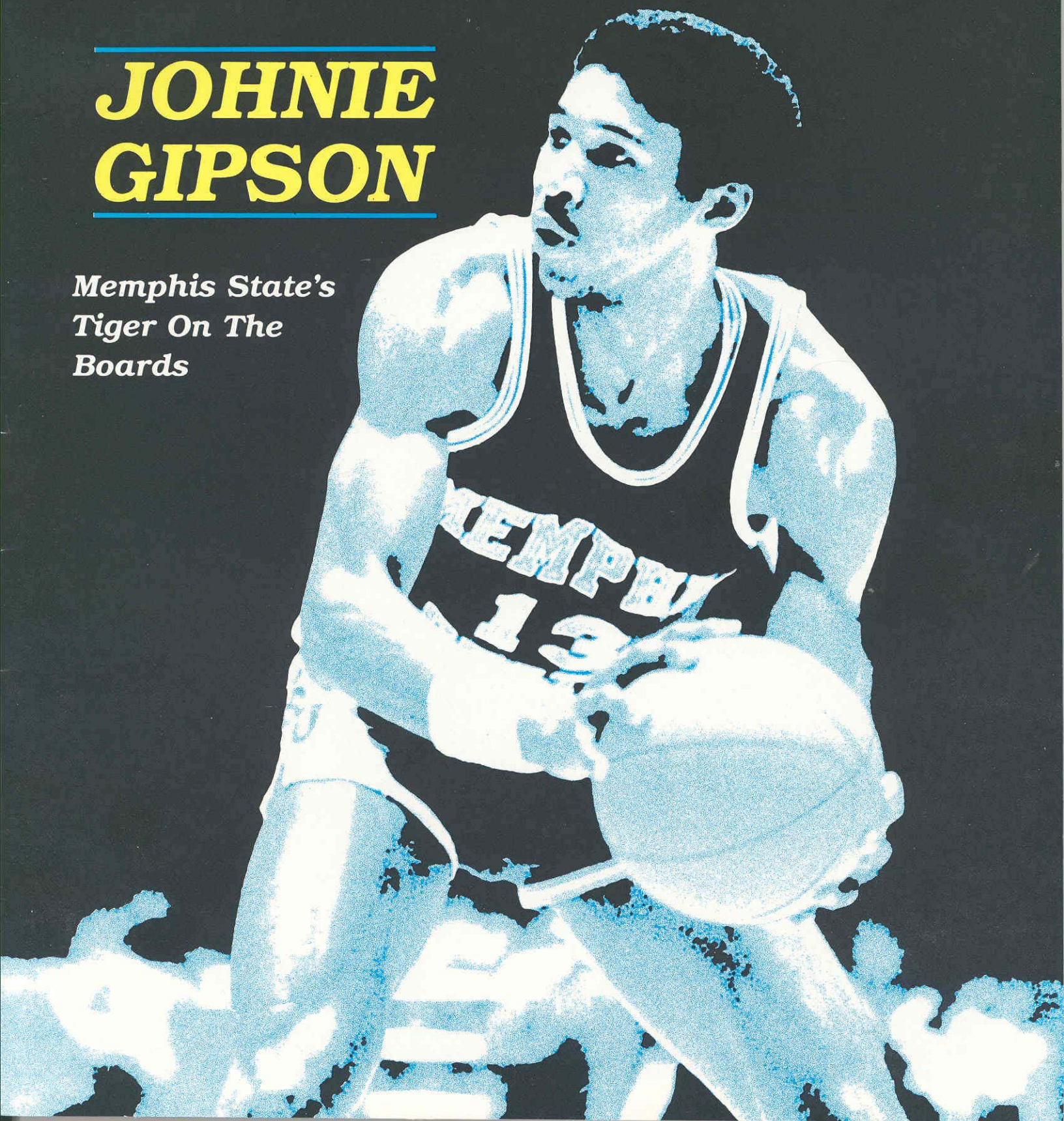
METRO

FILE COPY - DO NOT REMOVE

The Official Magazine
Of The Metro Conference

JOHNIE GIPSON

*Memphis State's
Tiger On The
Boards*





SPORTS INFORMATION

113 WILDWOOD • TALLAHASSEE FL 32306 • 904-644-4038

MEMPHIS STATE (16-3/6-1)

vs.

FLORIDA STATE (10-11/4-4)

Saturday, February 13, 1982

Tallahassee Leon County Civic Center

7:30 p.m.

WRITTEN FOR USE AS DESIRED

THE GAME--Tonight's contest matches No. 1 Metro Conference team Memphis State (6-1) against No. 5 Florida State (4-4) in an interleague game.

THE LAST MEETING--In the first meeting between the two squads on January 9, 1982 in Memphis, the Tigers were victorious 90-63 in a nationally televised game on CBS. FSU never led in the game, and trailed MSU at the half 42-31. The closest FSU was able to get was seven points 46-39 with 16:13 remaining in the game. High point man for Memphis State was Phillip Haynes with 23 points followed by Keith Lee and Johnie Gipson with 18. Seminole Mitchell Wiggins led all scorers with 28 points. Lee topped both teams in rebounds with 17. Overall, FSU holds a series edge.

LATELY--Wednesday, the Tribe was defeated by Tulane 62-61 at the Tallahassee Leon County Civic Center. After trailing most of the game, FSU led briefly 59-58, but a Green Wave basket and a pair of free throws sealed the win for Tulane. Mitchell Wiggins led FSU with 14 points and six rebounds. FSU has now lost two straight games, both to Tulane. The Tigers last played five days ago defeating Ball State 75-64 February 8, for their fifth consecutive victory. The last time MSU lost was January 21, when it was handed a 58-54 overtime loss by Tulane.

RANKED--An FSU win today would certainly be an upset according to the latest polls. In the last rankings, Memphis State was No. 14 AP, No. 18 UPI, No. 19 Sports Illustrated and No. 20 Sporting News. Onlookers in Memphis compare this team to the 1972-73 team that finished 24-6 and second in the nation. At this time last season, the Tigers were 12-7 after 19 games. MSU went on to lose seven of its last eight games.

KIDS--Among the 10 players starting today's game, three are freshmen five are sophomores, one is a junior and one is a senior. Topping FSU in scoring is junior Mitchell Wiggins (23.7), but following him are three sophomores (Tony William, Oren Gilmore and Michael Johnson) and a freshman (David Speights). The Tigers big turn around this season has to be in part attributed to freshmen Keith Lee and Derrick Phillips. Lee is the only freshman in the NCAA to be averaging in double figures in both points (19.2) and rebounds (11.6), is second on the team in assists (54) and is second in the nation in blocked shots (68/3.6). After receiving a medical redshirt with a broken foot last year, Phillips has starred his first full season. He is fourth on the team in scoring average (10.3) and is second on the squad in field goal percentage (.612). Sophomores Bobby Parks (11.8) and Phillip Haynes (11.7) are two and three in scoring.

-more-

MILESTONES--Today marks the 50th consecutive game for FSU starting center Oren Gilmore. As a freshman, Gilmore played in all 28 FSU games in a reserve role, and this year he has started in now 22 consecutive games. Lone MSU senior Otis Jackson became the 15th member of the Tiger 1,000 point club at Virginia Tech. Jackson is also second on the all-time Tiger assist list.

SCORING MACHINES--Tonight's games pits the No. 1 scorer in the Metro vs. No. 2. FSU's Mitchell Wiggins leads the league in scoring with a 23.7 average, followed by MSU's Keith Lee at 19.2. Lee leads the conference in rebounding (11.6).

THE COACHES--The Tribe is led by fourth year coach Joe Williams (SMU '56) who is 68-41 in three plus seasons at the FSU helm. Williams previous coaching stints have been at Jacksonville (1965-70; 92-61) and Furman (1970-78; 142-87). Overall, Williams' coaching ledger is 302-189 in 17 plus seasons. Memphis State is guided by third year coach Dana Kirk who is 42-31 in two plus seasons. Prior to accepting the Tiger coaching assignment, Kirk served as head coach at Virginia Commonwealth and Tampa. Kirk's report card is 166-115 in 10 plus seasons.

THE LINEUPS--

FLORIDA STATE

32	Michael Johnson	F	(6- 5, So., 10.6/ 4.9)
50	David Speights	F	(6- 6, Fr., 9.7/ 5.2)
35	Oren Gilmore	C	(6- 9, So., 11.1/ 5.0)
23	Tony William	G	(6- 0, So., 13.5/ 2.5)
22	Mitchell Wiggins	G	(6- 4, Jr., 23.7/ 9.3)

MEMPHIS STATE

22	Bobby Parks	F	(6- 5, So., 11.8/ 5.4)
24	Keith Lee	F	(6-10, Fr., 19.2/11.6)
35	Derrick Phillips	C	(6- 9, Fr., 10.3/ 5.3)
10	Otis Jackson	G	(6- 1, Sr., 10.0/ 2.0)
22	Phillip Haynes	G	(6- 3, So., 11.7/ 5.2)

THE OFFICIALS--The referee tonight is Bob Olah (Albany, La.) and the umpires are John Clougherty (Raleigh, N.C.) and Nolan Fine (Virginia Beach, Va.).

NEXT--The Tribe will have one weeks rest before traveling to Cincinnati to face the Bearcats February 20. The Tigers also resume play one week from today on the road at Penn State.

OFFICIAL METRO CONFERENCE
BASKETBALL BOX SCORE

FILE COPY 12/13/22 DO NOT REMOVE
Date 12/13/22 File # 4604

Florida State														
No.		FG	FGA	FT	FTA	REB			PF	TP	A	TO	BLK	MIN
						O	D	T						
22	Mitchell Wiggins	13	18	0	1	5	7	12	4	26	2	4	0	33
23	Tony Williams	4	12	0	0	1	0	1	4	8	1	5	0	26
32	Michael Johnson	1	6	0	0	1	3	4	5	2	0	2	0	19
35	Oren Gilmore	3	9	4	5	0	2	2	2	10	0	0	0	35
50	David Speights	0	3	0	0	2	0	2	2	0	0	0	0	19
24	Maurice Merrick	4	9	1	2	4	3	7	2	9	3	4	1	28
55	Raphael Phillip	1	4	1	1	2	1	3	2	3	0	0	0	12
33	Bobby Miles	1	2	0	0	1	0	1	2	2	0	0	0	10
11	Rondre Watson	0	2	0	0	1	0	1	0	0	1	0	0	17
21	Scott Wilkes	0	0	0	0	0	0	0	0	0	0	0	0	1
44	Jeff Coleman													

TEAM REBOUNDS (Included in Totals)

1 1 2

TOTALS

27 65 6 9 18 17 35 23 60 7 15 1 9 200

Game

FG 42% FT 67%

5 Deadball Rebounds

PERCENTAGES:

1st Half

FG 47% FT 83%

2nd Half

FG FT

Memphis State														
No.		FG	FGA	FT	FTA	REB			PF	TP	A	TO	BLK	MIN
						O	D	T						
22	Bobby Parks	4	9	8	10	1	1	2	4	16	0	5	0	40
24	Keith Lee	3	8	3	5	4	9	13	3	9	1	6	3	33
35	Derrick Phillips	7	10	1	5	5	4	9	2	15	1	5	0	39
32	Phillip Haynes	5	8	3	4	0	3	3	3	13	1	0	0	40
10	Otis Jackson	3	6	3	5	0	0	0	2	9	1	2	0	40
13	Johnnie Givson													
14	Jon Albright													
23	A. Macie Battle	0	0	0	0	0	0	0	0	0	0	0	0	1
45	Garry Taylor	0	2	0	0	0	1	1	1	0	0	0	0	7
11	Ricky McCoy													
12	Greg Moore													
41	Bubba Lockett													
34	Aaron Price													

TEAM REBOUNDS (Included in Totals)

1 0 1

TOTALS

22 43 18 29 11 18 29 15 62 4 18 4 7 200

Game

FG 51% FT 62%

4 Deadball Rebounds

PERCENTAGES:

1st Half

FG 47% FT 57%

2nd Half

FG FT

OFFICIALS: STOLAN; CLOUGHERTY; FINE

Technical Fouls:

Notes: Only played 2 sec. but had to

denote that he played

SCORE BY PERIODS 1st H. 2nd H. OT OT FINAL

Florida State 31 29 60

Memphis State 34 28 62

FLORIDA STATE UNIVERSITY VS. MEMPHIS STATE UNIVERSITY

February 13, 1982

FOR FSU: WIGGINS, WILLIAM, JOHNSON, GILMORE, SREIGHTS

7:30 p.m.

FOR MS: JACKSON, PARKS, LEE, HAYNES, PHILLIPS

Tallahassee, Florida

FIRST HALF

TIME	FLORIDA STATE	SCORE	MEMPHIS STATE
19:43		0 8	Haynes 20 ft. jumper
19:16	Wiggins pfl	0 2	
19:16		0 2	Phillips misses 2 of 2
19:12		0 2	Phillips pfl
18:53	Johnson pfl	0 2	
18:53		0 3	Parks makes 1 of 2
18:40		0 3	Jackson pfl
18:21	Johnson pf2	0 5	Jackson jumper
18:21		0 5	Jackson misses 1 of 1
17:55	William 20 ft. jumper	2 5	
17:34		2 7	Phillips jumper
17:25	Wiggins 5 ft. jumper	4 7	
16:57		4 9	Haynes jumper
16:37	Wiggins pf2	4 9	
16:07	TIME OUT	4 11	Phillips jumper
15:40		4 11	Lee pfl
15:19	Myrick tip in	6 11	
15:10		6 11	Lee pf2
15:03	William pfl	6 11	
14:58	Gilmore pfl	6 13	Lee jumper
14:58		6 13	Lee misses 1 of 1
14:15		6 15	Phillips jumper
13:42	Gilmore 5 ft. jumper	8 15	
13:19	Gilmore jumper	10 15	Parks pfl
13:19	Gilmore makes 1 of 1	11 15	
13:11		11 17	Parks jumper
12:40		11 19	Jackson 5 ft. jumper
12:19	Myrick pfl	11 19	
12:19		11 19	Phillips misses 1+
11:37	Wiggins 10 ft. jumper	13 19	
10:36	Speights pfl	13 19	
10:36		13 21	Parks makes 2 (1+)
10:21	Wiggins dunk	15 21	
9:27		15 23	Parks 5 ft. jumper
8:10		15 25	Haynes 10 ft. jumper
7:58		15 25	Haynes pfl
7:20	Gilmore jumper	17 25	
6:42		17 25	Lee pf3
6:42	Gilmore makes 1 of 2	18 25	
6:12		18 27	Taylor tip in
6:04	Wiggins jumper	20 27	
4:43	William pf2	20 27	
4:42		20 29	Parks makes 2 of 2
4:33	Wiggins 5 ft. jumper	22 29	
3:49	Miles pfl	22 31	Phillips jumper
3:49		22 32	Phillips makes 1 of 1
2:55	Myrick 10 ft. jumper	24 32	
2:31	William pf3	24 32	
2:31		24 34	Parks makes 2 (1+)
2:15		24 34	Taylor pfl
2:15	Gilmore makes 2 (1+)	26 34	
1:41	Myrick layup	28 34	
:57	Phillip jumper	30 34	Phillips pf2
:57	Phillip makes 1 of 1	31 34	
	FLORIDA STATE	31 34	MEMPHIS STATE

END OF FIRST HALF

Attendance

	Game	FG	FT
PERCENTAGES:	1st Half	FG 41%	FT 83%
	2nd Half	FG	FT

	Game	FG	FT
PERCENTAGES:	1st Half	FG 44%	FT 57%
	2nd Half	FG	FT

SCORE BY PERIODS	1st H.	2nd H.	OT	OT	FINAL
Florida State	31				
Memphis State	34				

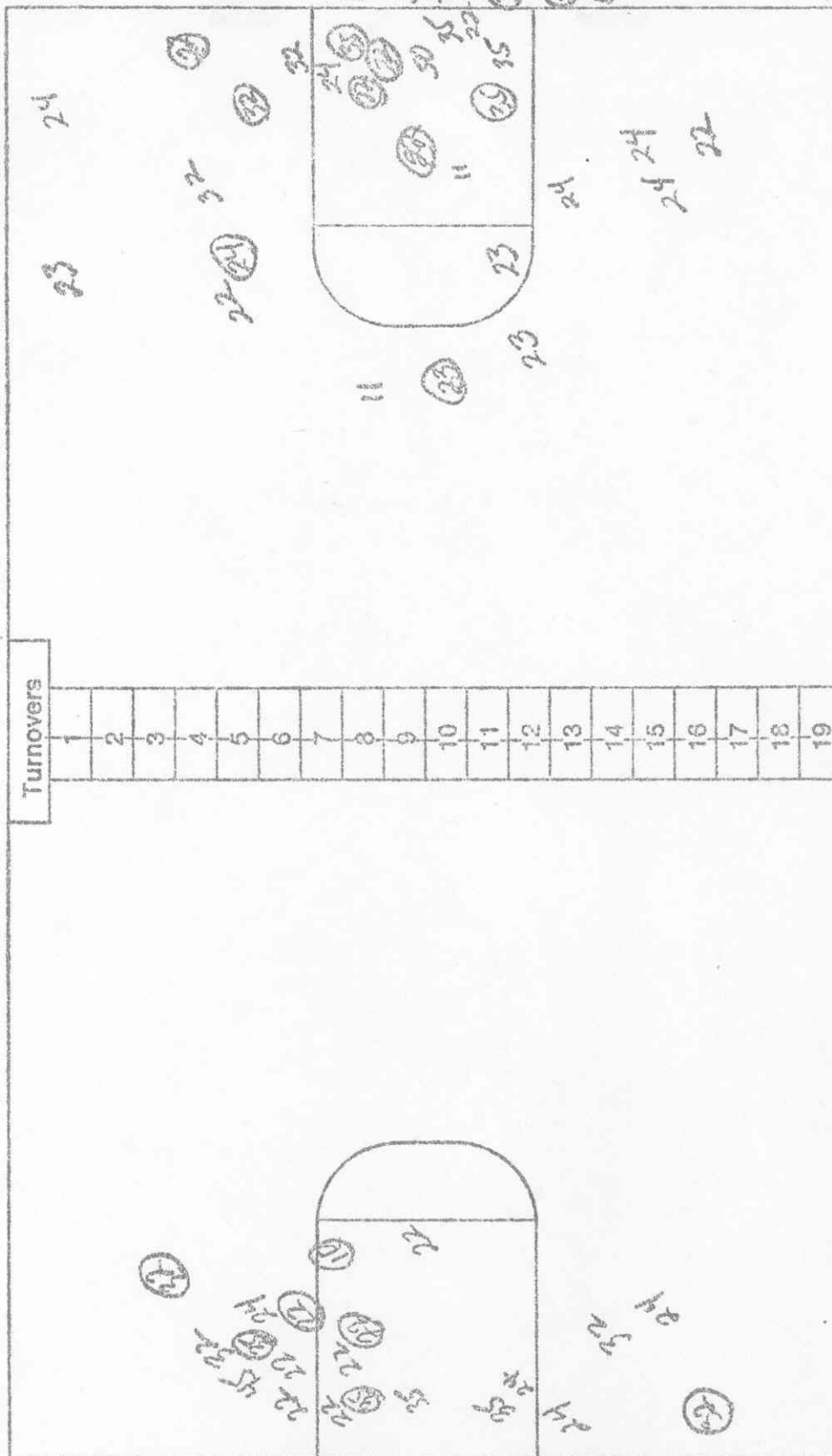
National Collegiate Athletic Association BASKETBALL SHOT CHART

First Half

Second Half

(Circle one)

Layups



Attempted 30

Made 13

Percentage 43%

Attempted 27

Made 13

Percentage 48%

Team F.S.U.

Team MEMPHIS STATE

SECOND HALF

TIME	FLORIDA STATE	SCORE	MEMPHIS STATE
19:43		31 36	Phillips 5 ft. jumper
18:06	Wiggins pf3	31 36	
18:06		31 37	Lee makes 1 of 2
18:01		31 37	Jackson pf2
17:47	William 30 ft. jumper	33 37	
16:57		33 37	Parks pf2
16:37	Wiggins jumper	35 37	
16:15	William 15 ft. jumper	37 37	TIME OUT
15:53	Speights pf2	37 37	
15:33	Wiggins pf4	37 39	Wiggins Jackson jumper
15:33	Wiggins	37 40	Jackson makes 1 of 1
15:22		37 40	Haynes pf2
14:47		37 42	Haynes 5 ft. jumper
14:39		37 42	Parks pf3
14:14		37 44	Phillips 8 ft. jumper
13:19		37 46	Lee 5 ft. jumper
13:10	Gilmore pf2	37 46	
12:42	Wiggins layup	39 46	
11:57		39 48	Lee 10 ft. jumper
10:52	Wiggins 8 ft. jumper	41 48	
10:33	Phillip pf1	41 48	
10:33		41 49	Parks makes 1 of 2
10:24	Wiggins 15 ft. jumper	43 49	
10:09	Phillip pf2	43 49	
10:06		43 51	Haynes 10 ft. jumper
9:30	Myrick 10 ft. jumper	45 51	
9:23	Myrick pf2	45 51	
9:23		45 53	Haynes makes 2 (1+)
9:15	Wiggins 10 ft. jumper	47 53	
9:00		47 55	Parks jumper
8:46	Wiggins jumper	49 55	TIME OUT
7:30	Miles 20 ft. jumper	51 55	
7:16		51 57	Phillips 10 ft. jumper
6:19	Miles pf2	51 57	
6:19		51 59	Lee makes 2 (1+)
5:48	William pf4	51 59	
5:48	TIME OUT	51 61	Jackson makes 2 (1+)
4:41	Johnson pf3	51 61	Haynes pf2
4:41		51 62	Haynes makes 1 (1+)
4:30	Wiggins 20 ft. jumper	53 62	
4:02		53 62	Haynes pf3
4:02	Myrick 1 of 2	54 62	
3:19	Johnson layup	56 62	
2:53	Wiggins 5 ft. jumper	58 62	Parks pf4
2:53	Wiggins misses 1 of 1	58 62	TIME OUT
2:03	William 25 ft. jumper	60 62	TIME OUT
:48	Johnson pf4	60 62	
:48	TIME OUT	60 62	Jackson misses 1+
:25	TIME OUT	60 62	
:05	Johnson pf5	60 62	TIME OUT
:05		60 62	Phillips misses 1+
	FLORIDA STATE	60 62	MEMPHIS STATE

END OF GAME

National Collegiate Athletic Association BASKETBALL SHOT CHART

First Half

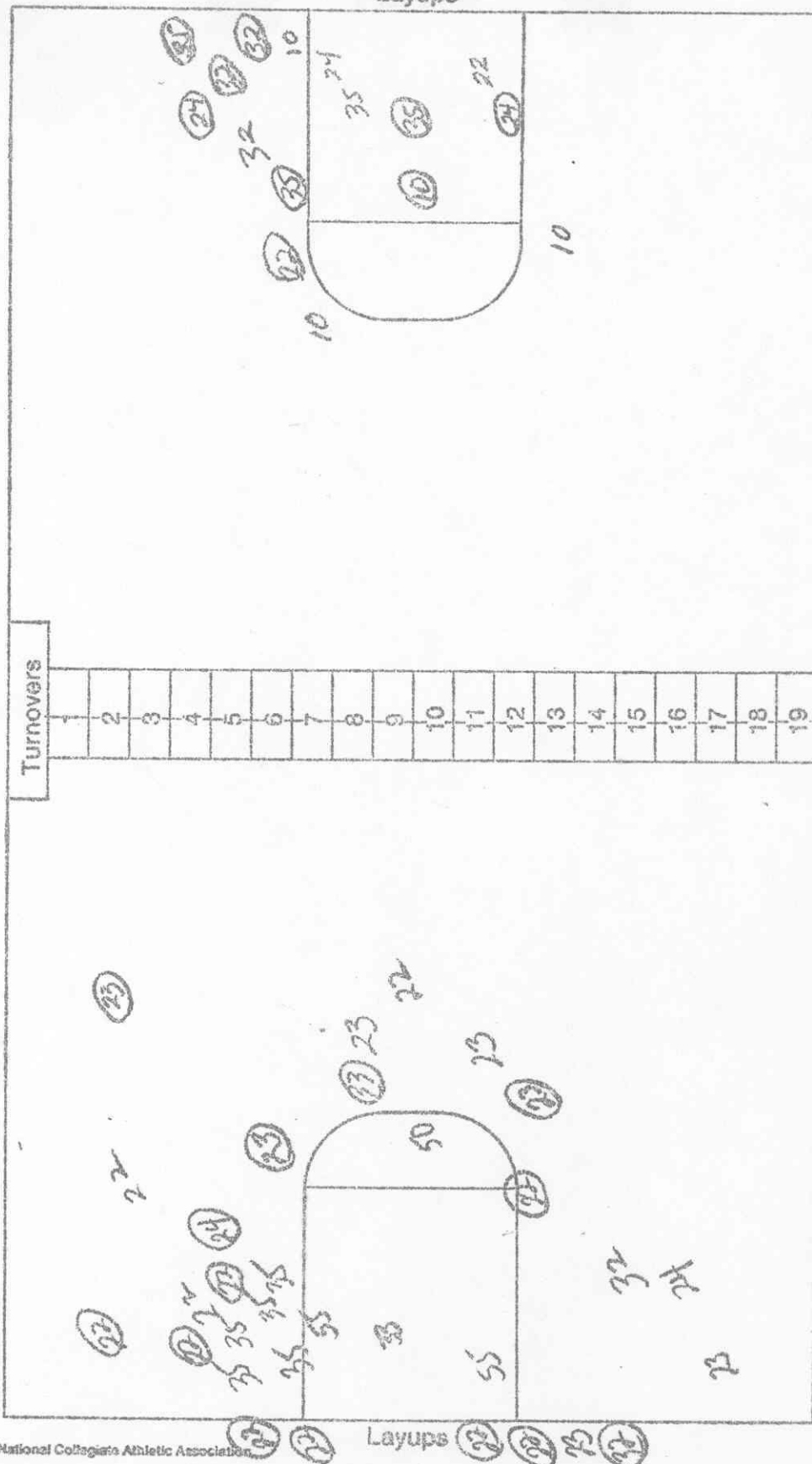
Second Half

(Circle one)

Layups

Team MEMPHIS STATE

Team F.S.U.



Attempted 16
Made 9
Percentage 56%

Attempted 32
Made 14
Percentage 44%