



FLORIDA STATE VOLLEYBALL

2022 RECORD BOOK



TABLE OF CONTENTS

TWO THOUSAND TWENTY TWO

FLORIDA STATE



VOLLEYBALL

2022 SCHEDULE

<p>Cincinnati Tournament (Cincinnati, OH)</p> <p>8.26 vs Illinois State 4:00 PM 8.27 vs Dayton 12:00 PM 8.28 vs Cincinnati 1:00 PM</p> <p>Seminole Volleyball Invitational</p> <p>8.31 Florida A&M 8:00 PM 9.1 James Madison 8:00 PM 9.3 Yale 12:00 PM 9.3 Austin Peay 5:00 PM</p>	<p>9.8 @ Univ. of Nebraska - Omaha 7:00 PM 9.9 @ Creighton (Omaha, NE) 8:00 PM 9.13 @ University of Florida 7:00 PM 9.17 UNB 2:00 PM 9.22 Notre Dame* 8:30 PM 9.25 Louisville* 2:00 PM 9.30 @ NC State* 7:00 PM 10.2 @ North Carolina* 1:00 PM 10.5 Miami* 8:00 PM 10.7 Duke* 6:30 PM</p>	<p>10.14 @ Virginia* 7:00 PM 10.16 @ Pittsburgh* 8:00 PM 10.21 Virginia Tech* 7:00 PM 10.23 Wake Forest* 1:00 PM 10.28 @ Syracuse* 1:00 PM 10.30 @ Boston College* 8:00 PM 11.4 Clemson* 1:00 PM 11.6 Georgia Tech* 8:30 PM 11.11 @ Notre Dame* 8:30 PM 11.15 North Carolina* 6:30 PM</p>	<p>11.23 @ Miami* 3:00 PM 11.28 @ Georgia Tech* 1:00 PM</p> <p>12.15 & 12.17 NCAA 1st & 2nd Rounds TBA 12.18-19 NCAA Regionals TBA 12.15 & 12.17 NCAA Semi-Finals & Finals TBA</p> <p style="text-align: right;">Home Away *ACC Games All dates and times are subject to change. All times are Eastern. For more and information please visit Seminoles.com</p> 
--	---	---	--

[FSU VOLLEYBALL](#)
[FSU VOLLEYBALL](#)
[FLORIDA STATE SEMINOLES VOLLEYBALL](#)

2022 FLORIDA STATE VOLLEYBALL RECORD BOOK

Table of Contents	2	All-Time Record (vs. Opponents)	66-88
2022 Roster	3-4	Season-by-Season Results	89-119
2022 Coaches.....	5-7	All-Time Top 25 Victories	120
2021 Statistics.....	8	FSU AVCA Poll History	121-122
		Postseason Tournament Results	123-124
<u>Program History</u>			
All-Time Coaching Records	9		
Honors & Awards	10-11		
All-Time Numerical Roster	12-13		
Season-by-Season Statistics	14		
All-Time Player Statistics	15-17		
Season-by-Season Leaders	18-22		
Career Statistical Leaders	23-25		
Season Statistical Leaders (All-Time).....	26-28		
Match-by-Match Leaders (All-Time)	29-30		
Match-by-Match Leaders (All-Time / ACC).....	31-32		
All-Time Player Statistics (Freshmen).....	33-34		
Season Statistical Leaders (Freshmen).....	35-37		
Team Statistics (Rally Scoring)	38-40		
Career Statistical Leaders (Rally Scoring).....	41-43		
Season Statistical Leaders (Rally Scoring).....	44-46		
Match-by-Match Leaders (Rally Scoring).....	47-48		
Match-by-Match Leaders (Rally Scoring / ACC).....	49-50		
Team Statistics (ACC)	51-53		
Season Statistical Leaders (ACC)	54-56		
Match-by-Match Leaders (ACC)	57-58		
Team Statistics (NCAA Tournament)	59-60		
Career Statistical Leaders (NCAA Tournament)	61-63		
Match-by-Match Leaders (NCAA Tournament)	64-65		



2022 ROSTER

ALPHABETICAL	
No.	Name
23	Lauryn Burrows
16	Emma Clothier
15	Sydney Conley
19	Melanie Cuervo
3	Andjelija Draskovic
5	Emery Dupes
1	Skye Ekes
17	Greta Gelumbickas
2	Addi Hultquist
4	Audrey Koenig
8	Khori Louis
14	Laila N'Diaye
12	Alejandra Perez
18	Ava Pitchford
9	Audrey Rothman
7	Emily Ryan

NUMERICAL							Hometown / High School (Last School)
No.	Name	Pos.	Ht.	Class			
1	Skye Ekes	MB	6-1	So.		Sarasota, Fla. / Cardinal Mooney High School	
2	Addi Hultquist	L	5-4	R-Fr.		Tallahassee, Fla. / Chiles High School	
3	Andjelija Draskovic	S	5-11	Sr.	Vrnjacka Banja, Serbia / Druga Kragujevack Gimnazija (UMBC)		
4	Audrey Koenig	OH	6-3	So.		Wesley Chapel, Fla. / Bishop McLaughlin High School	
5	Emery Dupes	L	5-6	So.		Marietta, Ga. / Walton High School	
7	Emily Ryan	MB	6-4	Gr.		Bethesda, Md. / The Academy of the Holy Cross (UCLA)	
8	Khori Louis	MB	6-3	So.		Tallahassee, Fla. / Florida High School	
9	Audrey Rothman	OH	6-4	Fr.		Birmingham, Ala. / Spain Park High School	
12	Alejandra Perez	L	5-8	Gr.	Ponce, Puerto Rico / Colegio Sagrado Corazon de Jesus (Stetson)		
14	Laila N'Diaye	MB	6-2	Fr.		Longwood, Fla. / Lake Brantley High School	
15	Sydney Conley	RS	6-1	Jr.		Oviedo, Fla. / Hagerty High School	
16	Emma Clothier	MB	6-2	Sr.		Carrollton, Texas / Hebron High School	
17	Greta Gelumbickas	MB	6-2	Fr.		Boca Raton, Fla. / Boca Raton High School	
18	Ava Pitchford	S	5-9	So.		Norcross, Ga. / Alpharetta High School	
19	Melanie Cuervo	S	5-7	Gr.		Miami, Fla. / John A. Ferguson High School (Lynn University)	
23	Lauryn Burrows	L	5-8	Jr.		Marietta, Ga. / Walton High School	

SEMINOLES BY CLASS

FRESHMEN Greta Gelumbickas, Addi Hultquist (R), Laila N'Diaye, Audrey Rothman
SOPHOMORES Emery Dupes, Skye Ekes, Addi Hultquist, Audrey Koenig, Khori Louis, Ava Pitchford
JUNIORS Sydney Conley
SENIORS Lauryn Burrows, Emma Clothier
Graduates Alejandra Perez, Melanie Cuervo

SEMINOLES BY POSITION

OUTSIDE HITTERS Sydney Conley, Skye Ekes, Audrey Koenig, Audrey Rothman
SETTERS Melanie Cuervo, Andjelija Draskovic, Ava Pitchford
MIDDLE BLOCKERS Emma Clothier, Greta Gelumbickas, Khori Louis, Laila N'Diaye, Emily Ryan
LIBEROS / DS Lauryn Burrows, Emery Dupes, Addi Hultquist, Alejandra Perez

PRONUNCIATION GUIDE

Emma Clothier :	Clo-the-er
Melanie Cuervo :	Quer-vo
Andjelija Draskovic :	An-jell-e-yuh Draw-sko-vich
Emery Dupes :	Doops
Skye Ekes :	Eeks
Greta Gelumbickas :	Gal-um-bisc-us
Addi Hultquist :	Halt-Quist
Audrey Koenig :	Ko-nig
Laila N'Diaye :	Lay-luh En-jye
Alejandra Perez :	Pair-es
Jeff Hulsmeyer :	HUHLS-my-err

COACHING STAFF


Head Coach Chris Poole
Associate Head Coach Jeff Hulsmeyer
Associate Head Coach Lindsay Allman
Volunteer Assistant Coach Elizabeth House
Director of Volleyball Operations Devynn Merriman



2022 FLORIDA STATE VOLLEYBALL PHOTO ROSTER



1
Skye Ekes
SO • OH • 6-1
Sarasota, Fla.




2
Addi Hultquist
R-FR • L • 5-4
Tallahassee, Fla..



3
Andejelija Draskovic
SR • S • 5-11
Vrnjacka Banja, Serbia



4
Audrey Koenig
FR • OH • 6-3
Wesley Chapel, Fla.



5
Emery Dupes
FR • L • 5-6
Marietta, Ga.



7
Emily Ryan
GR • MB • 6-4
Bethesda, Md.



8
Khori Louis
FR • MB • 6-3
Tallahassee, Fla.



9
Audrey Rothman
FR • OH • 6-4
Birmingham, Ala.



12
Alejandra Perez
6 • L • 5-8
Ponce, Puerto Rico




14
Laila N'Diaye
FR • MB • 6-2
Longwood, Fla.



15
Sydney Conley
SO • RSH • 6-1
Oviedo, Fla.



16
Emma Clothier
JR • MB • 6-2
Carrollton, Texas



17
Greta Gelumbickas
FR • MB • 6-2
Boca Raton, Fla.



18
Ava Pitchford
FR • S • 5-9
Norcross, Ga.



19
Melanie Cuervo
GR • S • 5-7
Miami, Fla.



23
Lauryn Burrows
JR • L • 5-8
Marietta, Ga.



Chris Poole
Head Coach



Jeff Hulsmeyer
Associate Head Coach



Lindsay Allman
Associate Head Coach



Chris Poole

Head Coach - 15th Season

- Signed a three-year extension that keeps him at Florida State University through the 2024 season.
- Ranked as the fourth-winningest active Division I coach in the NCAA with 876 career DI victories. The 876 wins is also 12th all-time in NCAA history.
- Has guided the Seminoles to 205 Atlantic Coast Conference wins since 2008, the most of any program in the league.
- Became the fastest ACC coach to reach 200 conference wins following a 3-0 win at Virginia Tech on Oct. 22, 2021. He completed the milestone in 256 ACC matches, besting the previous mark of 267 matches.
- Owns a 326-105 record at Florida State and guided the Seminoles to 11 consecutive NCAA Tournaments from 2009-19 - a mark that only 10 other schools shared through that same stretch. FSU has made NCAAAs in 12 of the last 13 seasons, including 2021.
- Has coached 19 of Florida State's 22 All-Americans, totaling 37 All-America honors since he arrived in 2008.
- Owns a 164-30 record (.845) at Tully Gym since arriving in 2008, including undefeated seasons in 2011 (14-0), 2014 (17-0) and 2020 (9-0).

- Owns 31 of Florida State's 39 total AVCA Top 25 victories.
- Three-time ACC champion (2009, 2011, 2012) and two-time ACC Coach of the Year (2009, 2011). FSU became the first ACC volleyball team to ever advance to the final round of four, where it eventually lost to NCAA champion UCLA in the national semifinal at the Alamodome in San Antonio. FSU was the only team in the final four that had gotten through its regional in which both Sweet 16 and Elite Eight opponents were nationally-seeded. In his five seasons leading the Seminoles, Poole has compiled 11 of FSU's 12 NCAA postseason wins, showing a 11-5 mark in championship play.

The Poole File

Year	School	W-L	W/L Pct.	Postseason
1986	Arkansas Tech	21-15	.583	
Total at Arkansas Tech		1 Season	21-15	.583
1987	Arkansas St.	8-24	.250	
1988	Arkansas St.	41-1	.976	American South Champions
1989	Arkansas St.	43-6	.878	American South Champions, WIVC
1990	Arkansas St.	39-8	.830	American South Champions, WIVC
1991	Arkansas St.	41-9	.820	Sun Belt Champions, NIVC
1992	Arkansas St.	41-6	.872	Sun Belt Champions, NCAA Tournament
Totals at Arkansas State		6 Seasons	213-54	.798
1994*	Arkansas	19-17	.528	NIVC Tournament, SEC Coach of the Year
1995	Arkansas	25-15	.625	NIVC Tournament, SEC Western Division Champions
1996	Arkansas	26-11	.703	NCAA Tournament, SEC Western Division Champions
1997	Arkansas	30-6	.833	NCAA Tournament, SEC Tournament Champions, SEC Western Division Champions, AVCA All-Region Coach of the Year
1998	Arkansas	29-6	.829	NCAA Tournament, SEC Western Division Champions
1999	Arkansas	30-7	.811	NCAA Tournament, SEC Western Division Champions
2000	Arkansas	16-14	.533	
2001	Arkansas	21-12	.636	NCAA Tournament, SEC Western Division Champions
2002	Arkansas	27-6	.818	NCAA Tournament, SEC Western Division Champions
2003	Arkansas	27-7	.794	NCAA Tournament, SEC Western Division Champions, SEC Coach of the Year
2004	Arkansas	17-16	.515	NCAA Tournament, SEC Western Division Champions
2005	Arkansas	21-12	.636	NCAA Tournament
2006	Arkansas	16-13	.552	
Totals at Arkansas		14 Seasons	316-161	.662
2008	Florida State	21-9	.700	
2009	Florida State	31-3	.912	ACC Champions, NCAA Tournament (Elite Eight)
2010	Florida State	22-11	.667	NCAA Tournament
2011	Florida State	28-7	.800	ACC Champions, NCAA Tournament (Final Four)
2012	Florida State	28-4	.875	ACC Champions, NCAA Tournament
2013	Florida State	26-8	.765	NCAA Tournament (Sweet 16)
2014	Florida State	30-3	.909	NCAA Tournament (Sweet 16)
2015	Florida State	25-8	.758	NCAA Tournament
2016	Florida State	26-6	.812	NCAA Tournament (Sweet 16)
2017	Florida State	18-11	.621	NCAA Tournament
2018	Florida State	19-10	.655	NCAA Tournament
2019	Florida State	19-10	.655	NCAA Tournament
2020	Florida State	13-5	.722	5th in ACC
2021	Florida State	20-10	.667	NCAA Tournament
Totals at Florida State		14 Seasons	326-105	.756



Jeff Hulsmeyer

Associate Head Coach - 8th Season

Jeff Hulsmeyer begins his eighth season as Florida State's associate head coach in 2022. Among his primary day-to-day duties are the continued development of the Seminoles' setters, recruiting and maintaining the communication flow with future student athletes as well as the institution of the training program for the team as prioritized by head coach Chris Poole.

"I have personally known Jeff since he started coaching," said head coach Chris Poole. "We both got into Division I Volleyball about the same time in the late 80's. In fact, we coached against each other in the Sun Belt Conference. His teams were always exceptionally well prepared for matches."

Leading up to game day during the season, Hulsmeyer plays an integral role in the match prep and scouting of opponents for Poole. He also works primarily with the Florida State setters. In 2021, Lily Tessier enjoyed a tremendous season in aiding FSU's run to the NCAA

Second Round, averaging 10.09 assists per set.

Hulsmeyer was integral in helping the Seminoles to their first 20-win season since 2016 in 2021. FSU fielded its youngest team since 1999, finished 20th in the NCAA RPI and earned 11 wins against the RPI Top 100.

Graduate transfer setter Olivia Dailey recorded 477 assists in FSU's shortened 18-match season in 2020, while Tessier added 129 assists. FSU's middle attack was aided by quality setting in what was a highly efficient 2020 season on the offensive end.

His experience in the setting game included the tandem of Brienne Burkert and Hailey Luke in 2016. His tutelage of Burkert resulted in her being named to the ACC All-Freshman Team in 2015, and becoming the eighth setter in FSU's rally scoring history to hand out at least 700 assists in 2016 as she recorded a team-high 771 assists (6.17 assists/set).

Hulsmeyer's work with Luke allowed the junior enjoy the best statistical season of her career as she dished out 729 assists (5.98 assists per set), including 453 assists in league matches. The combination of Hulsmeyer's offensive schemes with the dual threat of Burkert and Luke allowed Florida State to post the best hitting percentage (.271) against ACC opponents in his first year on the bench.

Hulsmeyer brought his wealth of coaching experience to Florida State after serving as an assistant at Kansas State for six seasons (2009- 14), helping the Wildcats to three NCAA Tournament appearances including a Sweet 16 berth in 2011 after being selected to finish eighth in the Big 12.

In 2014, the Wildcats teetered in-and-out of the AVCA Top 25, finishing with a record of 22-9 after falling in the first round of the NCAA Tournament to Utah. Hulsmeyer served as the offensive and recruiting coordinator at Kansas State, working heavily with the setters in practice while acquiring some of the top recruiting classes in the country according to PrepVolleyball.com.

Hulsmeyer served as the head coach for Georgetown College, where he produced a record of 75-14, leading the Tigers to a No. 5 national ranking in 2007. In both seasons at the helm he was named the conference and region coach of the year while helping a pair of players to NAIA All-America honors.

Prior to an assistant coaching job at Illinois (1996-98) and a four-year head coaching stint at Purdue (1999-2002), Hulsmeyer worked for Arkansas State and Western Kentucky—two teams in the Sun Belt Conference, capturing three titles and two Coach of the Year awards.

While at the helm of Arkansas State (1993-95) he led his team to the crown in all three seasons while remaining perfect in regular season conference play in addition to a pair of NCAA Tournament bids.

After a season at Western Kentucky as a graduate assistant, Hulsmeyer took over as the head coach in 1990, turning the program around and finishing with a 32-9 record following a season that had a losing record. While at the helm (1990-93) Hulsmeyer led Western Kentucky to a pair of runner-up finishes in the Sun Belt Conference.

During parts of his coaching career began, Hulsmeyer played indoor and professional beach volleyball from 1989-95 while recruiting on the East Coast.

Hulsmeyer graduated from Kentucky in 1988 with a degree in political science. He is married to the former Michelle Hall of Halstead, Kan. She was a two-time All-American volleyball player for Barton County Community College before she went on to play at Arkansas State where she helped her team to the NCAA Tournament in both seasons. The couple have four children, Zach, Ben, Hannah and Jack.



Lindsay Allman

Associate Head Coach - 1st Season

- Florida State Volleyball Head Coach Chris Poole announced the addition of Associate Head Coach Lindsay Allman to the Seminole program on March 22, 2022.
- Allman will be tasked with operating as the team's recruiting coordinator, while her training will include primary work with FSU's outside hitters and ball control.
- "I'm very excited to add an Associate Head Coach to our program that has already been an assistant coach at a Power Five level at Wake Forest and also has head coaching experience from her time at Indiana State," Poole said. "Lindsay has a strong reputation of being a great recruiter, a players' coach with her focus on team culture, and she did an amazing job building the Indiana State Volleyball program."
- Allman, a native of St. Louis, Mo., honed her coaching skills in recent years in the Missouri Valley Conference. She spent five years from 2017-21 building Indiana State into a program on the rise, guiding the Sycamores to an 18-13 overall record in 2021 and leading them to their first conference tournament win since 2017.

- Allman's addition gives the Seminoles three members of their coaching staff who have been collegiate head coaches. Current Associate Head Coach Jeff Hulsmeyer was also a head coach at Western Kentucky, Arkansas State and Purdue.
- "I am grateful to Coach Poole for this opportunity to join the FSU community and be part of a top caliber program under his leadership," Allman said. "I'm excited to learn from the number one women's athletic department in the country and two excellent coaches in Chris and Jeff. I look forward to standing alongside our players here on and off the court. Go Noles!"
- The 18 victories by Indiana State in 2021 under Allman were its most since joining the Missouri Valley Conference in 1983.
- The 2021 season culminated in a bid to the National Invitational Volleyball Championships field. In her five seasons, Indiana State made two MVC semifinal appearances in their conference tournament.
- Allman helped develop several Indiana State student-athletes, including All-MVC selections Laura Gross and Madeline Williams. The Sycamores also received the AVCA All-Academic Award in each of Allman's five seasons as head coach.
- As the recruiting coordinator for Bradley from 2013-15, Allman's time was impactful with the Braves.
- In 2013, Bradley finished with 13 overall wins and seven wins in the MVC, the program's best marks since 2005. The Braves made their conference tournament in that season for the first time since 2005.
- Her Power Five experience came in one season with Wake Forest in 2016, helping two Demon Deacons in outside hitter Caroline Rassenfoss and middle blocker Caitlyn Della earn All-ACC Freshmen honors.
- Allman was an accomplished collegiate athlete at Maine, recording more than 1,000 career kills as well as over 1,000 career digs as a four-year starter with the Black Bears. She was a First Team All-America East Conference player as a captain in 2008, and also enjoyed success in the classroom as a three-time America East Honor Roll student from 2007-09.
- She is a 2009 graduate from Maine with a bachelor's degree in Mass Communication and minors in Public Relations and Child Development. She earned her master's degree in social work from Southern Miss in 2011, where she was also a Graduate Assistant Coach for three seasons.
- Allman is married to Tallahassee native and Florida State University graduate William Dehler. The two have one daughter, Nellie (11 months).



2021 SEASON STATISTICS



2021-22 Florida St. Women's Volleyball Overall Individual Statistics All games

Page 1/1
as of Dec 05, 2021

Game Records

Overall	Conference	Home	Away	Neutral
20 - 10	11 - 7	10 - 4	6 - 5	4 - 1

Team Box Score

##	Player	SP	MP-MS	Attack					Set				Serve				
				K	K/S	E	TA	PCT	A	A/S	TA	PCT	SA	SA/S	SE	TA	PCT
1	Ekes, Skye	43	19-4	76	1.77	41	193	.181	0	0.00	8	.000	0	0.00	0	0	.000
3	Chacon, Morgan	96	27-27	251	2.61	95	851	.183	12	0.13	84	.143	29	0.30	11	365	.970
4	Koenig, Audrey	105	29-7	262	2.50	95	798	.209	5	0.05	43	.116	0	0.00	1	4	.750
5	Dupes, Emery	108	30-0	1	0.01	0	9	.111	80	0.74	339	.236	29	0.27	35	430	.919
7	Tessier, Lily	101	29-28	71	0.70	9	218	.284	1019	10.09	2850	.358	14	0.14	10	293	.966
8	Louis, Khori	105	29-29	249	2.37	72	565	.313	1	0.01	31	.032	0	0.00	0	3	1.000
11	Stockman, Marissa	3	3-0	1	0.33	0	1	1.000	0	0.00	0	.000	0	0.00	0	0	.000
14	Golden, Caroline	108	30-22	7	0.06	9	61	-.033	13	0.12	84	.155	31	0.29	39	436	.911
15	Conley, Sydney	100	30-29	179	1.79	63	540	.215	2	0.02	35	.057	0	0.00	8	43	.814
16	Clothier, Emma	108	30-30	287	2.66	85	615	.328	20	0.19	86	.233	32	0.30	23	414	.944
18	Pitchford, Ava	19	10-2	4	0.21	2	9	.222	82	4.32	224	.366	1	0.05	3	38	.921
23	Burrows, Lauryn	108	30-2	5	0.05	2	36	.083	15	0.14	87	.172	20	0.19	35	382	.908
FLORIDA ST.		108	30-30	1393	12.90	473	3896	.236	1249	11.56	3871	.323	156	1.44	165	2408	.931
Opponents		108	30-30	1423	13.18	591	4070	.204	1303	12.06	4197	.310	120	1.11	216	2237	.903

##	Player	SP	Receptions			Dig		Blocking					Points		
			RE	TA	PCT	DIG	DIG/S	BS	BA	TOTAL	BLK/S	BE	BHE	PTS	PTS/S
1	Ekes, Skye	43	0	0	.000	12	0.28	2	17	19	0.44	1	0	86.5	2.01
3	Chacon, Morgan	96	20	495	.960	290	3.02	3	28	31	0.32	2	0	297.0	3.09
4	Koenig, Audrey	105	8	78	.897	63	0.60	4	31	35	0.33	2	0	281.5	2.68
5	Dupes, Emery	108	27	596	.955	419	3.88	0	0	0	0.00	0	1	30.0	0.28
7	Tessier, Lily	101	0	2	1.000	260	2.57	3	44	47	0.47	3	4	110.0	1.09
8	Louis, Khori	105	0	2	1.000	28	0.27	16	86	102	0.97	13	1	308.0	2.93
11	Stockman, Marissa	3	0	0	.000	0	0.00	0	1	1	0.33	0	0	1.5	0.50
14	Golden, Caroline	108	18	393	.954	246	2.28	0	1	1	0.01	0	0	38.5	0.36
15	Conley, Sydney	100	8	109	.927	59	0.59	2	50	52	0.52	3	0	206.0	2.06
16	Clothier, Emma	108	0	10	1.000	70	0.65	16	76	92	0.85	6	1	373.0	3.45
18	Pitchford, Ava	19	0	0	.000	12	0.63	1	3	4	0.21	1	0	7.5	0.39
23	Burrows, Lauryn	108	17	314	.946	271	2.51	0	0	0	0.00	1	1	25.0	0.23
-	TEAM	-	22	-	-	-	-	-	-	-	-	-	-	-	-
FLORIDA ST.		108	120	2021	.941	1730	16.02	47	337	215.5	2.00	32	8	1764.5	16.34
Opponents		108	156	2242	.930	1776	16.44	33	330	198.0	1.83	30	28	1741.0	16.12



ALL-TIME COACHING RECORDS

Season	Overall	Home	Away	Neutral	Conference	Notes	Head Coach
1972	14-6	3-2	1-0	10-4	--	Region III Championships	Linda Warren
1973	44-5	8-0	6-0	30-5	--	IAIAW Championships	Billie Jones
1974	23-12	4-1	0-0	19-12	--	IAIAW Championships	Billie Jones
1975	37-5	8-0	4-1	25-4	--	Regional Tournament	Billie Jones
1976	32-15	4-3	3-0	25-12	--	State Tournament	Cecile Reynaud
1977	25-13	2-1	0-4	23-8	--	Regional Tournament	Cecile Reynaud
1978	27-14	4-2	3-1	21-11	--	IAIAW Championships	Cecile Reynaud
1979	31-19	12-2	1-3	18-14	--	IAIAW Championships	Cecile Reynaud
1980	43-14-1	9-0	6-3	28-11-1	--	IAIAW Regionals	Cecile Reynaud
1981	43-8	20-4	3-2	20-2	--	IAIAW Championships	Cecile Reynaud
1982	26-18	13-6	4-4	9-8	--	Metro Conference Tournament	Cecile Reynaud
1983	30-6	5-1	4-3	21-2	--	Metro Conference Champions / NCAA Tournament	Cecile Reynaud
1984	20-13	11-9	8-4	1-0	--	Metro Conference Tournament	Cecile Reynaud
1985	24-9	9-7	8-1	7-1	6-1	Metro Conference Champions / NCAA Tournament	Cecile Reynaud
1986	25-11	11-3	8-1	6-7	5-0	Metro Conference Champions	Cecile Reynaud
1987	22-11	10-3	7-5	5-3	6-0	Metro Conference Champions / NCAA Tournament	Cecile Reynaud
1988	28-8	10-3	12-4	6-1	5-1	Metro Conference Champions / NCAA Tournament	Cecile Reynaud
1989	30-5	13-1	9-1	8-3	7-0	Metro Conference Champions / NCAA Tournament	Cecile Reynaud
1990	27-8	15-1	6-3	6-4	6-1	NCAA Tournament	Cecile Reynaud
1991	16-15	8-8	5-7	3-0	2-7	ACC Tournament	Cecile Reynaud
1992	26-8	12-2	6-4	8-2	6-1	NCAA Tournament	Cecile Reynaud
1993	24-10	15-3	5-7	4-0	9-5	NCAA Tournament	Cecile Reynaud
1994	17-16	12-6	3-8	2-2	7-7	ACC Tournament	Cecile Reynaud
1995	11-19	6-8	3-8	2-3	3-11	ACC Tournament	Cecile Reynaud
1996	12-19	9-6	3-9	0-4	6-10	ACC Tournament	Cecile Reynaud
1997	25-9	13-3	7-4	5-2	11-5	NCAA Tournament	Cecile Reynaud
1998	24-12	14-1	5-7	5-4	11-5	ACC Champions / NCAA Tournament	Cecile Reynaud
1999	8-22	6-12	2-8	0-2	1-15	ACC Tournament	Cecile Reynaud
2000	21-11	15-5	4-5	2-1	9-7	ACC Tournament	Cecile Reynaud
2001	17-12	9-3	5-6	3-3	10-6	ACC Tournament	Cecile Reynaud
2002	21-13	12-2	5-7	4-4	10-6	NCAA Tournament	Todd Kress
2003	16-17	10-5	2-9	4-3	5-11	ACC Tournament	Todd Kress
2004	18-11	11-5	5-5	2-1	9-7	ACC Tournament	Todd Kress
2005	13-17	7-8	6-7	0-2	11-11	ACC Tournament	Todd Kress
2006	19-12	9-6	9-4	1-2	13-9	ACC Tournament	Todd Kress
2007	16-14	10-2	4-9	2-3	13-9	ACC Tournament	Todd Kress
2008	21-9	11-5	8-4	2-0	13-7	ACC Tournament	Chris Poole
2009	31-3	14-1	11-2	6-0	19-1	ACC Champions / Elite Eight (NCAA Tournament)	Chris Poole
2010	22-11	11-4	7-6	4-1	12-8	NCAA Tournament	Chris Poole
2011	28-7	12-0	11-3	5-4	18-2	ACC Champions / Final Four (NCAA Tournament)	Chris Poole
2012	28-4	13-0	11-2	4-2	18-2	ACC Champions / NCAA Tournament	Chris Poole
2013	26-8	13-1	9-5	4-2	17-3	Sweet 16 (NCAA Tournament)	Chris Poole
2014	30-3	17-0	12-2	1-1	16-2	Sweet 16 (NCAA Tournament)	Chris Poole
2015	25-8	12-1	9-7	4-0	17-3	NCAA Tournament	Chris Poole
2016	26-6	11-3	12-1	3-2	17-3	Sweet 16 (NCAA Tournament)	Chris Poole
2017	18-11	9-5	7-5	2-1	12-8	NCAA Tournament	Chris Poole
2018	19-10	10-2	8-4	1-4	15-3	NCAA Tournament	Chris Poole
2019	19-10	9-3	8-4	2-3	12-6	NCAA Tournament	Chris Poole
2020	13-5	9-0	3-4	1-1	8-5	Fifth place in ACC standings	Chris Poole
2021	20-10	10-4	6-4	4-2	11-7	NCAA Tournament (Second Round)	Chris Poole



HONORS & AWARDS

AVCA ALL-AMERICAN

Amanda Santos	2004 (HM)
Andreza Santos	2005 (HM)
Makini Thompson	2006 (HM)
Brianna Barry	2009 (2nd)
Jordana Price	2009 (HM)
Mira Djuric	2009 (HM)
Rachael Morgan	2009 (HM)
Visnja Djurdjevic	2010 (HM), 2011 (HM)
Jekaterina Stepanova	2011 (2nd)
Ashley Neff	2011 (HM), 2012 (3rd), 2013 (HM)
Sareea Freeman	2012 (HM)
Fatma Yildirim	2012 (HM)
Nicole Walch	2013 (HM), 2014 (2nd), 2015 (HM)
Elise Walch	2013 (HM)
Katie Mosher	2014 (HM)
Katie Horton	2014 (HM)
Sarah Burrington	2014 (HM), 2015 (HM)
Milica Kubura	2016 (HM), 2017 (HM)
Payton Caffrey	2018 (HM)
Taryn Knuth	2018 (HM), 2020 (3rd)
Emma Clothier	2020 (HM), 2021 (HM)

AVCA ALL-REGION

Carol Forsten	1984
Joan Morris	1986
Julie Todd	1987
Nancy Gaspardarek	1987, 1988, 1989
Maggie Philgence	1987, 1988, 1989, 1990
Deanne Kaleta	1988
Gabrielle Reece	1989
Luiza Ramos	1992, 1993, 1994
Sherry Cowling	1992
Bianca Stevens	1992
Vicki Zinkil	1993
Fiona Bolten	1997, 1998
Holly Schneider	1998
Aisha Thornton	1998
Norisha Campbell	2000, 2001
Kristen Frye	2002
Amanda Santos	2002
Andreza Santos	2005
Makini Thompson	2006
Jordana Price	2008 (HM), 2009
Brianna Barry	2009
Mira Djuric	2009
Rachael Morgan	2009 (HM)
Visnja Djurdjevic*	2010, 2011
Stephanie Neville	2010 (HM)
Jekaterina Stepanova	2011
Ashley Neff	2011, 2012, 2013
Sareea Freeman	2012
Fatma Yildirim	2012
Elise Walch	2013
Nicole Walch	2013, 2014, 2015
Katie Mosher	2014
Katie Horton	2014, 2016
Sarah Burrington	2014, 2015
Milica Kubura	2015, 2016, 2017
Mara Green	2016
Melanie Keil	2016
Taryn Knuth	2017, 2018, 2019, 2020
Payton Caffrey	2018, 2019
Morgan Chacon	2020
Emma Clothier	2020, 2021

EAST REGION PLAYER OF THE YEAR

Payton Caffrey	2018
----------------	------

EAST REGION ROOKIE OF THE YEAR

Cassie McLaughlin	2003
Taryn Knuth	2017

ACC PLAYER OF THE WEEK

Kristine Cousins	1991
Bianca Stevens	1992
Luiza Ramos	1993
Vicki Zinkil	1993
Adria Ciraco	1994
LaToya (Presberry) Washington	1996, 1997
Aisha Thornton	1997, 1998 (2x)
Fiona Bolten	1998

Jennifer Werrick	1998
Erica Bunch	2000, 2001
Norisha Campbell	2000, 2001 (2x)
Aisha Carr	2002
Cassie McLaughlin	2003
Kristen Rust	2004
Mira Djuric	2007, 2009
Brianna Barry	2008
Stephanie Neville	2008
Jordana Price	2009
Visnja Djurdjevic	Aug. 30, 2010
Elise Walch	Sept. 19, 2011
Sareea Freeman	Oct. 17, 2011
Jekaterina Stepanova	Nov. 21, 2011
Ashley Neff	Aug. 27, 2012
Sareea Freeman	Oct. 8, 2012
Sareea Freeman	Oct. 29, 2012
Sareea Freeman	Nov. 26, 2012
Ashley Neff	Sept. 16, 2013
Elise Walch	Oct. 21, 2013
Nicole Walch	Nov. 4, 2013
Nicole Walch	Nov. 25, 2013
Nicole Walch	Sept. 3, 2014
Katie Horton	Sept. 22, 2014
Nicole Walch	Oct. 27, 2014
Nicole Walch	Nov. 3, 2014
Nicole Walch	Aug. 31, 2015
Nicole Walch	Oct. 5, 2015
Nicole Walch	Oct. 12, 2015
Nicole Walch	Oct. 19, 2015
Milica Kubura	Sept. 19, 2016
Milica Kubura	Sept. 25, 2017
Payton Caffrey	Sept. 24, 2018
Payton Caffrey	Oct. 15, 2018
Payton Caffrey	Nov. 5, 2018
Morgan Chacon	March 17, 2020
Emma Clothier	Nov. 16, 2021

ACC ROOKIE OF THE WEEK

Maureen McCarthy	1994
Holly Schneider	1995
LaToya (Presberry) Washington	1995
Aisha Thornton	1996
Kate Hemlepp	1997 (3x)
Jennifer Werrick	1997 (3x)
Norisha Campbell	1998
Jennifer Anderson	2000
Izzy Carmona	2013
Milica Kubura	2014 (2x)
Taryn Knuth	2017 (2x)
Khori Louis	2021

ACC ROOKIE OF THE YEAR

Kate Hemlepp	1997
Cassie McLaughlin	2003
Taryn Knuth	2017

ACC COACH OF THE YEAR

Cecile Reynaud	1992, 2000
Chris Poole	2009, 2011

ACC PLAYER OF THE YEAR

Brianna Barry	2009
Ashley Neff	2012
Payton Caffrey	2018

ACC ALL-FRESHMAN TEAM

Maureen McCarthy	1994
Holly Schneider	1995
Aisha Thornton	1996
Kate Hemlepp	1997
Jennifer Werrick	1997
Jennifer Anderson	2000
Cassie McLaughlin	2003
Brianna Barry	2006
Fatma Yildirim	2009
Sarah Wickstrom	2011
Milica Kubura	2014
Brianne Burkert	2015
Taryn Knuth	2017
Emma Clothier	2019
Emery Dupes	2021
Audrey Koenig	2021
Khori Louis	2021

ACC SCHOLAR ATHLETE OF THE YEAR

Brianna Barry	2009
Taryn Knuth	2019

ALL-ACC TEAM

Kristine Cousins	1991 (2nd)
Sherry Cowling	1992 (1st)
Bianca Stevens	1992 (1st)
Luiza Ramos	1992 (2nd), 1993 (1st), 1994 (1st)
Vicki Zinkil	1993 (2nd)
Fiona Bolten	1997 (2nd), 1998 (1st)
Susan Hawks	1997 (2nd)
Holly Schneider	1997 (2nd), 1998 (2nd)
Aisha Thornton	1998 (1st)
Norisha Campbell	2000 (1st), 2001 (1st)
Jennifer Werrick	2000 (2nd)
Kristin Frye	2002 (1st)
Amanda Santos	2004 (1st)
Andreza Santos	2005 (1st)
Makini Thompson	2006 (1st), 2007 (2nd)
Mira Djuric	2007 (1st), 2009
Ashlee Moon	2008 (2nd)
Lauren Richardson	2008 (2nd)
Brianna Barry	2009
Jordana Price	2009
Rachael Morgan	2009
Visnja Djurdjevic	2010, 2011
Stephanie Neville	2010
Jekaterina Stepanova	2011
Ashley Neff	2011, 2012, 2013 (1st)
Fatma Yildirim	2012
Sareea Freeman	2012
Nicole Walch	2013 (2nd), 2014 (1st), 2015 (1st)
Elise Walch	2013 (2nd)
Katie Mosher	2013 (2nd), 2014 (1st)
Katie Horton	2014 (2nd), 2015 (2nd), 2016 (1st)
Sarah Burrington	2014 (1st), 2015 (1st)
Kiara Wright	2014 (2nd)
Milica Kubura	2015 (2nd), 2016 (1st), 2017 (1st)
Mara Green	2016 (2nd)
Melanie Keil	2016 (2nd)
Taryn Knuth	2017 (2nd), 2018 (1st), 2019 (1st), 2020 (1st)
Payton Caffrey	2018 (1st), 2019 (1st)
Kelsey Wicinski	2018 (2nd)
Jasmyn Martin	2019 (2nd), 2020 (2nd)
Morgan Chacon	2020 (2nd), 2021 (2nd)
Emma Clothier	2020 (1st), 2021 (1st)

ACC DEFENSIVE PLAYER OF THE YEAR

Taryn Knuth	2019
-------------	------

ACC ALL-TOURNAMENT TEAM

Deanna Bosschaert	1991
Sherry Cowling	1992
Bianca Stevens	1992
Luiza Ramos	1992, 1993, 1994
Franci Rard	1993
LaToya (Presberry) Washington	1995
Holly Schneider	1995, 1997, 1998
Susan Hawks	1998
Fiona Bolten	1998
Norisha Campbell	2001
Jennifer Anderson	2001
Erica Bunch	2002
Kristin Frye	2002

ACC TOURNAMENT MVP

Fiona Bolten	1998
--------------	------

ALL-ACC ACADEMIC TEAM

Sarah Griffin	2005-06
Jessica Skower	2005-06
Brianna Barry	2006-09
Ashlee Moon	2008
Jordana Price	2008
Lauren Richardson	2008
Jenna Romanelli	2008, 2010
Stephanie Neville	2009, 2010
Taylor Wilson	2010
Sarah Wickstrom	2012, 2013, 2014
Olivera Medic	2012



HONORS & AWARDS

Sarah Burrington.....	2013
Katie Mosher.....	2013, 2014
Nicole Walch.....	2013, 2014, 2015
Milica Kubura.....	2014, 2015, 2016, 2017
Hailey Luke.....	2015, 2016
Katie Horton.....	2016
Melanie Keil.....	2016
Taryn Knuth.....	2017, 2018, 2019, 2020
Kelsey Wicinski.....	2018
Madison Sullivan.....	2019
Taylor Roberts.....	2019
Jasmyn Martin.....	2020
Morgan Chacon.....	2020, 2021
Emma Clothier.....	2019, 2020, 2021
Emery Dupes.....	2021
Audrey Koenig.....	2021

ACC ACADEMIC HONOR ROLL

Catie Lotarski.....	1991, 1993, 1994
Jennifer McCall.....	1991, 1992, 1993
Vicki Zinkil.....	1991
Deanna Bosschaert.....	1992, 1993, 1994
Jennifer Cichy.....	1992
Franci Rard.....	1993
Valerie Broussard.....	1994, 1995, 1996
Adria Ciraco.....	1994
Susan Johnson.....	1994, 1995, 1996
Maureen McCarthy.....	1994, 1995, 1996
Christy Minko.....	1994, 1995, 1996
Luiza Ramos.....	1994
Patty Diamond.....	1995, 1996
LaToya (Presberry) Washington.....	1995, 1996, 1997
Holly Schneider.....	1995, 1996, 1997, 1998
Sarah Rickertsen.....	1995, 1996, 1997, 1998
Aisha Thornton.....	1997, 1999
Fiona Bolten.....	1998
Courtney Dipert.....	1998, 1999
Kensy Zulueta.....	1998
Kristin Frye.....	1999, 2000, 2001, 2002
Elizabeth Pound.....	1999, 2000, 2001
Alex Sevillano.....	1999, 2000, 2001, 2002
Jennifer Anderson.....	2000, 2001, 2002, 2003
Dawn Hough.....	2000, 2001
Cerina Pele.....	2000, 2001, 2002, 2003
Jennifer Werrick.....	2000
Chrissy Bloomgren.....	2001
Aisha Carr.....	2001, 2002, 2003
Ashley Meyer.....	2001
Kameelah Omar.....	2001, 2002, 2003
Carly Adams.....	2002, 2003
Lindsay Curtiss.....	2002
Ashley Denbow.....	2002
Nikki Anthony.....	2003, 2004
Sarah Griffin.....	2003, 2004, 2005
Renee Hill.....	2003, 2004
Cassie McLaughlin.....	2003
Jessica Skower.....	2003, 2004, 2005
Danielle MacDonald.....	2004
Summer Weissing.....	2004
Kim Crawford.....	2005
Zrinka Tomic.....	2005
Brianna Barry.....	2006, 2007, 2008, 2009
Nikki Baker.....	2008
Ashlee Moon.....	2008
Stephanie Neville.....	2008, 2009, 2010, 2011
Lauren Richardson.....	2008, 2009, 2010
Jenna Romanelli.....	2008, 2009, 2010, 2011
Taylor Wilson.....	2008, 2009, 2010, 2011
Kara Georgiadis.....	2010
Mallory Kiley.....	2010
Amanda Saxton.....	2010, 2011, 2012
Courtney Zuber.....	2010
Jennifer Hughes.....	2010
Rachael Morgan.....	2011
Duygu Duzceler.....	2012
Kalee Schlabach.....	2012
Jekaterina Stepanova.....	2012
Sarah Wickstrom.....	2012, 2013, 2014
Sareea Freeman.....	2013
Sarah Burrington.....	2013, 2014, 2015
Caroline Dadowski.....	2013, 2014, 2015
Laura Dadowski.....	2013, 2014, 2015
Olivera Medic.....	2013, 2014
Leah Mikesky.....	2013

Abby Mixner.....	2013
Katie Mosher.....	2013, 2014
Ashley Neff.....	2013, 2014
Nicole Walch.....	2013, 2014, 2015
Hailey Luke.....	2014, 2015, 2016
Christina Ambrose.....	2015, 2016, 2017, 2018
Brianne Burkert.....	2015, 2016, 2017, 2018
Mara Green.....	2015
Karlie Hauer.....	2015
Katie Horton.....	2015, 2016
Ameije Ismaili.....	2015
Karyn Israel.....	2015
Melanie Keil.....	2015, 2016
Milica Kubura.....	2014, 2015, 2016, 2017
Caroline Mooney.....	2015
Kacey Saunier.....	2015
Natasha Calkins.....	2016, 2017
Stasa Miljevic.....	2016
Madison Sullivan.....	2016, 2017, 2018, 2019
Cecilie Woie.....	2016, 2017
Adrian Ell.....	2017, 2018, 2019, 2020
Tiana Jackson.....	2017, 2018
Taryn Knuth.....	2017, 2018, 2019, 2020
Danielle Pennington.....	2018
Morgan Chacon.....	2018, 2019, 2020, 2021
Alyssa Collins.....	2018, 2019
Taylor Roberts.....	2018, 2019
Lily Tessier.....	2018, 2019, 2020, 2021
Anna Tietjens.....	2018
Kelsey Wicinski.....	2018
Deion Williams.....	2018, 2019, 2020
Emma Clothier.....	2019, 2020, 2021
Jasmyn Martin.....	2019, 2020
Caleigh Morrison.....	2019
Jessica Nunge.....	2019, 2020
Loren Scott.....	2019
Lauryn Burrows.....	2020, 2021
Sydney Conley.....	2020, 2021
Olivia Dailey.....	2020
Caroline Golden.....	2020, 2021
Emery Dupes.....	2021
Skye Ekes.....	2021
Addi Hultquist.....	2021
Audrey Koenig.....	2021
Ava Pitchford.....	2021

FLORIDA STATE HALL OF FAME

Dr. Katherine Montgomery.....	Inducted 1977
Dr. Billie Jones.....	Inducted 1988
Margie Wessel Scott.....	Inducted 1988
Gabrielle Reece.....	Inducted 1997
Maggie Philgence.....	Inducted 1998
Dr. Cecile Reynaud.....	Inducted 2009
Karyn Palgut.....	Inducted 2010
Sally Summer.....	Inducted 2016
Brianna Barry.....	Inducted 2021
Jekaterina Stepanova.....	Inducted 2022

METRO CONFERENCE PLAYER OF THE WEEK

Nancy Gaspadarek.....	1987
Maggie Philgence.....	1989, 1990
Gabrielle Reece.....	1989, 1990

METRO ALL-CONFERENCE SELECTIONS

Donna Krai.....	1985
Joan Morris.....	1985, 1986
Julie Todd.....	1986, 1987
Nancy Gaspadarek.....	1987, 1988, 1989
Deanne Kaleta.....	1987, 1988
Maggie Philgence.....	1988, 1989, 1990
Gabrielle Reece.....	1989, 1990

METRO CONFERENCE ROOKIE OF THE YEAR

Lynne Fullhart.....	1985
Nancy Gaspadarek.....	1986
Maggie Philgence.....	1987

METRO CONFERENCE ALL-TOURNAMENT

Marie Sanders.....	1980
Shannon Lages.....	1980
Alicia Cross.....	1982
Karyn Palgut.....	1982-84
Marie Sanders.....	1982-83

Sally Summer.....	1983
Joan Morris.....	1985-86
Donna Krai.....	1985
Julie Todd.....	1985-87
Deanne Kaleta.....	1986-88
Julie Plattner.....	1986
Nancy Gaspadarek.....	1987-89
Maggie Philgence.....	1988-90
Sonia Trevino.....	1989
Gabrielle Reece.....	1989

METRO CONFERENCE COACH OF THE YEAR

Cecile Reynaud.....	1988, 1989
---------------------	------------

AVCA SOUTH REGION TOURNAMENT MVP

Karyn Palgut.....	1982
Joan Morris.....	1985, 1986

FLORIDA AIAW COACH OF THE YEAR

Cecile Reynaud.....	1991
---------------------	------

AVCA REGION COACH OF THE YEAR

Cecile Reynaud (South).....	1989
Chris Poole (East).....	2009, 2011

HAROLD T. FRIERMOOD AWARD (USA VOLLEYBALL)

Cecile Reynaud.....	2016
---------------------	------

METRO CONFERENCE TOURNAMENT MVP

Karyn Palgut.....	1983
Joan Morris.....	1985, 1986
Julie Todd.....	1987
Deanne Kaleta.....	1988
Nancy Gaspadarek.....	1989

CoSIDA ACADEMIC ALL-AMERICAN

Sherry Cowling.....	1992
---------------------	------

CoSIDA ACADEMIC ALL-DISTRICT

Carol Forsten.....	1984
Sonia Trevino.....	1989
Sherry Cowling.....	1992
Jennifer McCall.....	1993
Jennifer Marraffino.....	1989
Sarah Griffin.....	2006
Brianna Barry.....	2008, 2009
Taylor Wilson.....	2008, 2009, 2010
Milica Kubura.....	2017
Madison Sullivan.....	2019
Taylor Roberts.....	2019

Senior CLASS Award

Ashley Neff.....	Top 30 Finalist (2013)
Katie Mosher.....	Second Team (2014)
Nicole Walch.....	Second Team (2015)

VOLLEYBALLMAG.COM ALL-FRESHMAN TEAM

Taryn Knuth.....	2017
------------------	------

DODGE NATIONAL ATHLETIC AWARD

MOST INSPIRING COLLEGIATE ATHLETE

Gabrielle Reece.....	1989
----------------------	------

ROLLING STONE MAGAZINE

Gabrielle Reece.....	Wonder Women of Sport (1989)
----------------------	------------------------------

NATIONAL TEAM PLAYERS

Carol Forsten (Australia).....	1982
Norisha Campbell (United States).....	2007
Makini Thompson (Jamaica).....	2008
Fatma Yildirim (Turkey).....	2012
Cecilie Woie (Norway).....	2014

JUNIOR NATIONAL TEAM PLAYERS

Norisha Campbell (United States).....	1999
Cecile Reynaud (USA Coach).....	1985
Mira Djuric (Serbia).....	2006
Stephanie Neville (Canada).....	2006
Olivera Medic (Serbia).....	2006
Marija Milosavljevic (Serbia).....	2006
Fatma Yildirim (Turkey).....	2006
Visnja Djurdjevic (Serbia).....	2006



ALL-TIME NUMERICAL ROSTER

-1-

Camy Davies.....	1980-82
Stacy MoneyMaker.....	1983
Sherry Smith.....	1984
Wendy Makham.....	1985
Nancy Gaspadarek.....	1986-89
Kristine Cousins.....	1990-91
Sherry Cowling.....	1992
Patty Diamond.....	1993-96
Kate Hemlepp.....	1997
Ashley Meyer.....	2001-02
Amanda Santos.....	2003-04
Makini Thompson.....	2005-07
Rachael Morgan.....	2008-11
Cecilie Woie.....	2014-17
Taylor Roberts.....	2018-20
Skye Ekcs.....	2021-22

-2-

Joy Blanchard.....	1980-82
Shannon Kelly.....	1987-89
Brandi Cumin.....	1990-91
Fiona Bolten.....	1997
Martha Hamilton.....	1998
Martha Hamilton.....	1999
Jennifer Anderson.....	2000-03
Lauren Scott.....	2004-05
Jackie BonSalle.....	2006-07
Drew Dudley.....	2008-09
Katie Mosher.....	2010-14
Ameije Ismaili.....	2015
Alyssa Collins.....	2018-20
Addi Hultquist.....	2021-22

-3-

Marie Sanders.....	1980-83
Sonia Trevino.....	1988-89
Jennifer Cichy.....	1990-92
Nicole Allen.....	1995
Courtney Dipert.....	1996-99
Martha Hamilton.....	2000
Kameelah Omar.....	2001-03
Marrita Royster-Crockett.....	2005
Caitlin Belvin.....	2006
Lauren Richardson.....	2007-09
Jekaterina Stepanova.....	2010-11
Hailey Luke.....	2013
Gabrielle Dixon.....	2014
Natasha Calkins.....	2016-17
Morgan Chacon.....	2018-21
Andjelija Draskovic.....	2022

-4-

Lisa Warman.....	1981
Joan Morris.....	1983-86
Rebecca White.....	1988
Adria Ciraco.....	1991-94
LaToya Presberry.....	1995-97
Kristin Frye.....	1998-02
Andreza Santos.....	2004-05
Brittany Byrd.....	2006
Taylor Wilson.....	2007-10
Katie Horton.....	2014-16
Mariah Brim.....	2017-18
Jasmyn Martin.....	2019-20
Audrey Koenig.....	2021-22

-5-

Jamie Kuhn.....	1980
Karyn Palgut.....	1981-84
Marianne Tobolski.....	1985
Julie Plattner.....	1986
Malaka El Shahawy.....	1988
Catie Lotarski.....	1991-94
Christy Minko.....	1995-97
Elizabeth Pound.....	1998-01
Aisha Carr.....	2002-04
Brianna Barry.....	2006-09
Nicole Walch.....	2012-15
Bozena Culo.....	2016-17
Annie Tietjens.....	2018
Caleigh Morrison.....	2019-20
Emery Dupes.....	2021-22

-6-

Carol Forsten.....	1981-84
Gabrielle Reece.....	1987-90
Valerie Broussard.....	1992-95
Luana Ruiz Azevedo.....	1998-01
Trenesha Biggers.....	2002
Kim Crawford.....	2003-06
Stephanie Neville.....	2007-10
Sarah Burrington.....	2012
Brianne Burkert.....	2015-18

-7-

Alicia Cross.....	1980-82
Colette Housh.....	1983-84
Lynne Fullhart.....	1985
Marybeth Sutcliffe.....	1987, 89-90
Sonia Preocanin.....	1992-95
Kensy Zulueta.....	1996-99
Cerina Pele.....	2000-01
Zrinka Tomic.....	2005-06
Ashlee Moon.....	2007-08
Fatma Tildirim.....	2009-12
Izzy Carmona.....	2013
Milica Kubura.....	2014-17
Lily Tessier.....	2018-21
Emily Ryan.....	2022

-8-

Barbara Mellen.....	1980-81
Mary Williams.....	1982-83
Julie Todd.....	1984-87
Stacy Booth.....	1988
Vicki Zinkil.....	1989-93
Maureen McCarthy.....	1994-96
Norisha Campbell.....	1998-01
Cerina Pele.....	2002-03
Nikki Baker.....	2006-09
Patricia Figueiredo.....	2010-11
Leah Mikesky.....	2012-13
Hailey Luke.....	2014-16
Tiana Jackson.....	2017-18
Khori Louis.....	2021-22

-9-

Margaret Stephens.....	1980
Gloria McIntosh.....	1981
Donna Krai.....	1982-85
Debbie Meyer.....	1987-90
Jennifer Jones.....	1991-92
Heidi Sorensen.....	1993-94
Paola Pichardo.....	1995
Jennifer Werrick.....	1997-00
Chrissy Bloomgren.....	2001
Alex Plummer.....	2006
Alliya Drzewiecki.....	2008
Visnja Djurdjevic.....	2010-11
Caroline Dadowski.....	2012-15
Madison Sullivan.....	2016-19
Audrey Rothman.....	2022



ALL-TIME NUMERICAL ROSTER

-10-

Rhonda Petty 1980-81
 Shelly Birkholz 1983-84
 Gina Muensterman 1985-86
 Maggie Philgence 1987-90
 Franci Rard 1993
 Holly Schneider 1995-97
 Jamie Hibbard 1998-00
 Cathy Cline 2002-03
 Lauren Walker 2004-06
 Jenna Romanelli 2007-10
 Sarah Wickstrom 2011-14
 Christina Ambrose 2015-18
 Jessica Nunge 2019-20

-11-

Julie Brown 1980-83
 Kim Britt 1984-86
 Jennifer Marraffino 1987-90
 Deanna Bosschaert 1991-94
 Aisha Thornton 1996-99
 Marie Persson 2000
 Mary Beth Patrick 2001
 Carly Adams 2002-03
 Lauren Rosenthal 2007
 Courtney Zuber 2008-10
 Kalee Schlabach 2011
 Kacey Saunier 2014-15
 Logan Holanchock 2017
 Ashley Murray 2018
 Marissa Stockman 2019-21

-12-

Margie Wessel 1980
 Jackie Young 1981-84
 Twanna Walker 1985-86
 Amy Bronson 1988-90
 Luiza Ramos 1991-94
 Sarah Rickertson 1995-97
 Alex Sevillano 1998-02
 Ashley Meyer 2003-04
 Jordana Price 2007-09
 Marija Milosavljevic 2010-12
 Sarah Burrington 2013-15
 Loren Scott 2019-20
Alejandra Perez 2022

-13-

Shannon Lages 1980-83
 Valene Harris 1985
 Marci Rard 1987
 Twanna Walker 1988-89
 Jennifer McCall 1990-93
 Susan Johnson 1994-97
 Erica Bunch 1998-02
 Sarah Griffin 2003-06
 Mira Djuric 2007-09
 Laura Dadowski 2012-15
 Taryn Knuth 2017-21

-14-

Sally Summer 1980-83
 Jametta Jackson 1984
 Deanne Kaleta 1985-88
 Bianca Stevens 1989-92
 Susan Hawks 1994-97
 Dawn Hough 1998-02
 Jessica Skower 2003-06
 Ashley Neff 2010-13
 Mercedes Vaughn 2014-15
 Haley Frank 2019
 Caroline Golden 2020-21
Laila N'Diaye 2022

-15-

Nancy Townsend 1980
 Mary Williams 1981
 Lisa Smith 1983-84
 Maria Magoulas 1986-89
 Laura Arnold 1994-97
 Tara Visser 1998
 Aisha Carr 2001
 Kristen Rust 2002-05
 Malorie Wessel 2006-07
 Abby Niekamp 2008
 Amanda Saxton 2010-11
 Stasa Miljevic 2016
 Annie Tietjens 2017
 Payton Caffrey 2018-19
Sydney Conley 2020-22

-16-

Jennifer Orlowski 2002
Emma Clothier 2019-22

-17-

Ashley Denbow 2002
 Adrian Ell 2017-20
Greta Gelumbickas 2022

-18-

Cassie McLaughlin 2003-04
 Gabrielle Rivera 2005
Ava Pitchford 2021-22

-19-

Danielle Pennington 2018
Melanie Cuervo 2022

-20-

Duygu Duzceler 2009-12
 Karlie Hauer 2014-15
 Kelsey Wicinski 2018
 Olivia Dailey 2020

-21-

Lindsay Curtiss 2003
 Summer Weissing 2004-07
 Kiara Wright 2014
 Melanie Keil 2015-2016

-22-

Nikki Anthony 2003-04
 Allison Sharp 2007
 Sareea Freeman 2009-12
 Karyn Israel 2014-15

-23-

Lauren Young 2006-10
 Elise Walch 2011-13
Lauryn Burrows 2019-22

-24-

Olivera Medic 2012-13

-33-

Renee Hill 2003-04
 Caroline Mooney 2015

-35-

Mara Green 2012-16

-47-

Deion Williams 2017-20



ALL-TIME PLAYER STATISTICS

Player	Year	Sets	K	K/S	AE	TA	Attack Pct.	Asts.	Ast/Set	SA	SE	SA/S	RE	D	D/Set	SB	AB	TB	B/S	BE
ADAMS, Carly	2002	3	0	0.00	1	2	-.500	3	1	0	2	0	0	1	0.33	0	0	0	0.00	0
AMBROSE, Christina	2015-18	319	775	2.43	294	2270	.212	16	0.05	16	21	0.05	51	290	0.91	13	161	174	0.55	16
ANDERSON, Jennifer	2000-03	430	148	0.34	73	456	.164	4907	11.41	75	82	0.17	3	785	1.83	9	133	142	0.31	15
ANTHONY, Nikki	2003-04	207	501	2.42	311	1365	.139	12	0.06	4	8	0.02	19	181	0.87	21	63	84	0.06	10
ARNOLD, Laura	1994-97	288	447	1.55	242	1354	.151	26	0.09	47	74	0.16	115	531	1.84	3	29	32	0.02	10
AZEVEDO, Luana Ruiz	1999-01	168	44	0.26	33	157	.070	20	0.12	20	22	0.12	25	196	1.17	0	11	11	0.07	3
BAKER, Nikki	2006-09	335	80	0.24	40	275	.145	2949	8.80	50	88	0.15	1	593	1.77	4	87	91	0.33	30
BARRY, Brianna	2006-09	422	1128	2.67	315	2204	.369	41	0.10	11	14	0.03	5	151	0.36	72	321	393	0.18	74
BELVIN, Caitlin	2006	22	1	0.05	0	1	1.00	9	0.41	0	4	0	7	22	1	0	0	0	0.00	0
BIGGERS, Trenesha	2002	13	19	1.46	10	45	.200	0	0	2	12	0.15	0	1	0.08	2	9	11	0.24	4
BIRKHOLZ, Shelly	1982, 84	23	59	2.57	34	189	.132	1	0.04	12	8	0.52	9	23	1.00	4	29	33	0.17	2
BLANCHARD, Joy	1979-82	34	65	1.91	18	176	.267	97	2.85	13	43	0.38	0	19	0.56	3	4	17	0.10	11
BLOOMGREN, Chrissy	2001	46	10	0.22	5	39	.128	0	0	4	3	0.09	2	39	0.85	0	1	1	0.03	0
BOLTEN, Fiona	1997-98	219	151	0.69	56	419	.227	2979	13.60	58	39	0.26	3	643	2.94	5	92	97	0.23	22
BonSALLE, Jackie	2006-07	107	252	2.36	126	705	.179	4	0.04	10	19	0.09	2	46	0.43	3	26	29	0.04	2
BOSSCHAERT, Deanna	1991-94	444	1436	3.23	727	3749	.189	145	0.33	170	278	0.38	204	1054	2.37	24	163	187	0.05	18
BRIM, Mariah	2017-18	49	7	0.14	6	36	.028	1	0.02	0	0	0.00	0	6	0.13	1	40	41	0.84	4
BRITT, Kim	1984-86	162	41	0.25	19	127	.173	750	4.63	20	5	0.12	0	195	1.20	4	31	35	0.28	4
BRONSON, Amy	1988-90	335	560	1.67	213	1563	.222	83	0.25	103	113	0.31	100	599	1.79	40	230	270	0.17	62
BROUSSARD, Valerie	1993-95	320	668	2.09	247	1662	.253	66	0.21	66	114	0.21	10	492	1.54	71	223	294	0.18	78
BROWN, Julie	1979-83	305	710	2.33	122	1654	.356	11	0.04	14	17	0.05	15	51	1.72	127	270	397	0.24	146
BUNCH, Erica	1999-02	393	1176	2.99	522	3177	.206	42	0.11	54	84	0.14	95	701	1.78	20	148	168	0.05	48
BURKERT, Brianne	2015-18	441	256	0.58	123	757	.176	2839	6.44	67	81	0.15	3	928	2.10	4	73	77	0.17	16
BURRINGTON, Sarah	2013-15	364	709	1.95	157	1496	.369	22	0.06	24	35	0.07	1	114	0.31	48	446	494	0.33	36
BURROWS, Lauryn	2019-Pr.	197	12	0.061	11	71	0.273	38	0.193	31	55	0.157	29	465	2.360	0	0	0	0.005	1
BYRD, Brittany	2006	6	1	0.17	0	2	.500	0	0	0	0	0	0	2	0.33	0	0	0	0.00	0
CAFFREY, Payton	2018-19	209	879	4.21	269	2150	.284	16	0.08	43	88	0.21	66	442	2.11	13	103	64.5	0.31	9
CALKINS, Natasha	2016-17	212	442	2.08	157	1324	.215	9	0.04	0	0	0.00	2	89	0.42	2	82	84	0.40	15
CAMPBELL, Cordelia	1979		156	--		467	N/A	15	--		6	--		23	--				0.00	228
CAMPBELL, Norisha	1998-01	353	1289	3.65	448	2629	.320	30	0.08	6	18	0.02	24	111	0.31	90	278	368	0.14	110
CARMONA, Izzy	2013	85	168	1.98	55	414	.273	2	0.02	0	0	0	0	19	0.22	4	67	71	0.17	12
CARR, Aisha	2001-04	368	963	2.62	332	1938	.326	23	0.06	39	90	0.11	8	205	0.56	75	305	380	0.20	58
CHACON, Morgan	2018-21	265	688	2.596	256	2175	0.276	36	0.136	67	52	0.253	64	774	2.921	5	80	85	0.230	12
CICHY, Jennifer	1990-92	104	1	0.01	1	15	.000	7	0.07	14	41	0.13	4	142	1.37	0	0	0	0.00	0
CIRACO, Adria	1991-94	348	277	0.80	144	804	.165	49	0.14	63	99	0.18	55	554	1.59	19	66	85	0.11	19
CLINE, Cathy	2002-03	11	0	0.00	2	3	.667	1		0	3	0.00	2	13	1.18	0	1	1	0.33	0
CLOTHIER, Emma	2019-Pr.	274	592	2.161	167	1233	1.067	36	0.131	59	37	0.215	2	123	0.449	39	245	284	0.779	25
COLLINS, Alyssa	2019-20.	14	0	0.00	0	0	.000	2	0.14	1	0	0.07	2	13	0.93	0	0	0	0.00	0
CONLEY, Sydney	2020-Pr.	128	201	1.60	78	624	.197	4	0.0	1	10	0.0	10	74	0.58	3	65	68	.34	4
COPELAND, Cathy	1987		0	--	0	0	.000	0	--	0	0	--	0	0	--	0	0	0	--	0
COUSINS, Kristine	1990-91	241	806	3.34	302	2189	.230	46	0.19	72	83	0.30	103	819	3.40	25	66	91	0.04	19
COWLING, Sherry	1992	121	116	0.96	22	241	.390	1348	11.14	38	24	0.31	1	346	2.86	8	59	67	0.28	7
CRAWFORD, Kim	2003-06	80	0	0.00	1	3	-.333	13	0.16	4	14	0.05	27	129	1.61	0	0	0	0.00	0
CROSS, Alica	1979-82	238	1027	4.32	156	2207	.395	26	0.11	52	57	0.22	33	106	0.45	86	238	324	0.15	251
CULO, Bozena	2016-17	198	79	0.40	55	297	.081	35	0.18	22	46	0.23	28	396	2.00	1	12	13	0.07	4
CUMIN, Brandi	1990-91	134	69	0.51	33	217	.166	874	6.52	32	9	0.24	10	226	1.69	5	21	26	0.12	4
CURTISS, Lindsay	2003	24	0	0.00	0	2	.000	1	0.04	1	7	0.04	5	14	0.58	0	0	0	0.00	0
DADOWSKI, Caroline	2012-15	38	0	0.00	0	0	.000	5	0.13	1	7	0.03	4	12	0.32	0	0	0	--	0
DADOWSKI, Laura	2012-15	239	0	0.00	0	2	.000	19	0.08	31	28	0.13	3	101	0.42	0	0	0	0.00	0
DAVIES, Camy	1979-82	222	2	0.01	0	20	.100	12	0.05	32	16	0.14	23	134	0.60	0	2	2	0.10	0
DAVIS, Aurora	2013	1	0	0.00	0	0	.000	0	0	0	1	0	0	0	0	0	0	0	--	0
DAVIS, Miranda	1979		1	--		5	N/A	0	--		0	--		0	--				0.00	0
DENBOW, Ashley	2002	6	4	0.67	3	10	.100	0	0	1	1	0.17	1	1	0.17	0	0	0	0.00	0
DIAMOND, Patty	1993-96	318	212	0.67	101	681	.163	1107	3.48	70	108	0.22	25	698	2.19	10	123	133	0.20	15
DIPERT, Courtney	1996-99	335	9	0.03	10	43	-.023	19	0.06	36	44	0.11	37	427	1.27	0	1	1	0.02	0
DJURDJEVIC, Visnja	2010-11	244	764	3.13	244	2074	.251	75	0.31	69	53	0.28	61	778	3.19	15	111	126	0.06	10
DJURIC, Mira	2007, 09	236	739	3.13	341	1640	.243	84	0.36	149	217	0.63	33	357	1.51	9	122	131	0.08	22
DRZEWIECKI, Alliya	2008	3	0	0.00	1	1	-1.000	0	0	0	0	0	1	11	3.67	0	0	0	0.00	0
DUDLEY, Drew	2008-09	28	0	0.00	0	0	.000	4	0.14	6	3	0.21	4	27	0.96	0	0	0	--	0
DUPEES, Emery	2021-Pr.	108	1	0.01	0	9	.111	80	0.74	29	35	0.27	27	419	3.88	0	0	0	0.00	0
DUZCELER, Duygu	2009-12	500	135	0.27	30	314	.334	2915	5.83	135	82	0.27	2	719	1.44	0	1	1	0.00	11
EKES, Skye	2021-Pr.	43	76	1.77	41	193	.181	0	0.00	0	0	0.00	0	12	0.28	2	17	19	0.44	1
ELL, Adrian	2017-20	209	32	0.15	26	144	.042	968	4.63	38	21	0.18	0	359	1.72	0	20	20	0.10	1
FIGUEIREDO, Patricia	2010	130	15	0.12	8	46	.152	619	4.76	25	12	0.19	0	163	1.25	0	1	1	0.02	3
FORSTEN, Carol	1981-84	304	674	2.22	158	1897	.272	38	0.13	85	7	0.28	56	319	1.05	26	140	166	0.09	29
FREEMAN, Sareea	2009-12	372	666	1.79	187	1345	.356	12	0.03	0	0	0.00	2	53	0.14	52	341	393	0.29	54



ALL-TIME PLAYER STATISTICS

Player	Year	Sets	K	K/S	AE	TA	Attack Pct.	Asts.	Ast/Set	SA	SE	SA/S	RE	D	D/Set	SB	AB	TB	B/S	BE
FRYE, Kristin	1999-02	400	1063	2.66	483	2458	.236	224	0.56	115	208	0.29	121	852	2.13	8	252	260	0.11	44
FULHART, Lynne	1985	120	255	2.13	144	543	.204	18	0.15	48	90	0.4	46	225	1.88	14	55	69	0.13	
GASPADAREK, Nancy	1986-89	364	439	1.21	116	1504	.215	4804	13.20	104	45	0.29	1	1150	3.16	16	262	278	0.18	56
GREEN, Mara	2012-13, 15-16	273	442	1.64	152	982	.298	12	0.05	11	15	0.04	0	101	0.36	25	228	253	0.93	31
GRIFFIN, Sarah	2003-06	428	664	1.55	342	1979	.163	118	0.28	139	182	0.32	167	816	1.91	15	168	183	0.09	25
HAMILTON, Martha	1999-00	3	0	0.00	0	3	.000	0	0.00	1	0	0.33	0	0	0.00	0	0	0	0.00	0
HARRIS, Valene	1985	54	31	0.57	9	96	.229	6	0.11	6	8	0.11	6	32	0.59	4	8	12	0.13	
HAUER, Karlie	2014-15	122	137	1.12	49	435	.202	12	0.10	4	5	0.03	7	102	0.84	0	68	68	0.16	12
HAWKS, Susan	1995-98	330	787	2.38	233	1850	.299	27	0.08	62	135	0.19	17	329	1.00	79	274	353	0.19	47
HEMLEPP, Katie	1997-98	137	306	2.23	136	801	.212	58	0.42	27	81	0.20	35	251	1.83	3	51	54	0.07	5
HIBBARD, Jamie	1999-00	221	85	0.38	32	223	.238	1782	8.06	41	37	0.19	3	484	2.19	3	40	43	0.19	13
HILL, Renee	2003-04	121	98	0.81	56	307	.134	76	0.63	3	27	0.02	22	235	1.94	1	18	19	0.06	4
HOLANCHOCK, Logan	2017	109	2	0.02	1	10	.100	16	0.15	25	15	0.23	30	265	2.43	0	1	1	0.01	0
HORTON, Katie	2014-16	361	896	2.48	337	2530	.218	65	0.18	59	100	0.16	88	1003	2.78	17	182	199	0.55	7
HOUGH, Dawn	1999-02	324	638	1.97	251	1517	.255	29	0.09	59	100	0.18	35	192	0.59	76	273	349	0.23	39
HOUSH, Colette	1983	13	2	0.15	1	4	.250	28	2.15	5	2	0.38	0	8	0.62	0	0	0	0.00	1
ISRAEL, Karyn	2014-15	35	0	0.00	0	0	.000	9	0.26	1	6	0.03	1	18	0.51	0	0	0	-	0
JACKSON, Jametta	1984	39	38	0.97	11	76	.355	3	0.08	3		0.08	3	17	0.44	3	6	9	0.12	
JACKSON, Tiana	2017-18	130	123	0.95	37	273	.315	2	0.02	0	0	0.00	0	24	0.18	6	69	75	0.58	12
JOHNSON, Susan	1994-97	208	360	1.73	151	981	.213	36	0.17	54	98	0.26	42	249	1.20	23	118	141	0.14	29
JONES, Jennifer	1991-92	78	2	0.03	4	11	-.182	5	0.06	14	22	0.18	3	88	1.13	0	4	4	0.36	0
KALETA, Deanne	1985-88	387	1195	3.09	408	3191	.246	136	0.35	117	129	0.30	149	1083	2.80	116	402	518	0.16	58
KEIL, Melanie	2015-16	241	302	1.25	96	765	.272	40	0.17	26	27	0.11	0	111	0.46	38	304	342	1.42	11
KELLY, Shannon	1987-88	128	284	2.22	111	860	.201	108	0.84	39	70	0.30	55	444	3.47	16	107	123	0.14	14
KNUTH, Taryn	2017-20	373	813	2.18	177	1729	1.58	35	0.09	16	25	0.09	2	141	0.38	87	492	579	1.46	49
KOENIG, Audrey	2021-Pr.	105	262	2.50	95	798	.209	5	0.05	0	1	0.00	8	63	0.60	4	31	35	0.21	2
KRAL, Donna	1982-85	330	538	1.63	146	1240	.316	2050	6.21	188	63	0.57	32	556	1.68	40	140	180	0.15	22
KUBURA, Milica	2014-17	443	1222	2.76	388	2748	.303	25	0.06	5	13	0.01	1	201	0.45	19	311	330	0.74	22
KUHN, Jamie	1979-80	40	13	0.33		65	N/A	1	0.03		0	0.00		8	0.20	0	0	0	0.00	4
LAGES, Shannon	1980-83	196	647	3.30	195	1436	.315	13	0.07	12	9	0.06	15	42	0.21	54	142	196	0.14	64
LOTARSKI, Catie	1991-94	208	162	0.78	107	561	.103	44	0.21	40	41	0.19	70	307	1.48	6	38	44	0.08	10
LOUIS, Khori	2021-Pr.	105	249	2.37	72	565	.313	1	0.01	0	0	0.00	0	28	0.27	16	86	102	0.69	13
LUKE, Hailey	2013-16	485	49	0.10	16	146	.238	2580	5.32	82	46	0.17	2	746	1.54	1	9	10	0.02	2
MAGDULAS, Maria	1986-89	364	38	0.10	28	175	.057	26	0.07	93	63	0.26	105	777	2.13	1	23	24	0.14	2
MARKHAM, Wendy	1985	1	0	0.00	0	0	.000	0	0.00	0	0	0.00	0	0	0.00	0	0	0	-	
MARRAFFINO, Jennifer	1987-90	169	19	0.11	13	72	.083	1054	6.24	32	33	0.19	5	234	1.38	2	25	27	0.38	4
MARTIN, Jasmyn	2019-20	159	390	2.5	135	1010	.252	4	0.03	4	24	0.03	3	94	0.59	6	117	123	0.77	10
McCALL, Jennifer	1990-93	404	373	0.92	183	1049	.181	2888	7.15	111	67	0.27	51	845	2.09	17	191	208	0.20	31
McCarthy, Maureen	1994-96	230	134	0.58	50	410	.205	2297	9.99	73	156	0.32	31	449	1.95	9	65	74	0.18	16
McDONALD, Danielle	2004	16	20	1.25	10	58	0.172	6	0.38	3	1	0.19	0	12	0.75	1	8	9	0.16	0
McINTOSH, Gloria	1981	1	1	1.00		5	N/A		0.00			0.00		0	0.00	0	0	0	0.00	0
McLAUGHLIN, Cassie	2003-04	182	479	2.63	240	1173	0.204	94	0.52	60	144	0.33	36	369	2.03	7	94	101	0.09	29
MEDIC, Olivera	2012-13	231	463	2.00	187	1307	0.211	45	0.19	47	54	0.20	58	723	3.13	7	87	94	0.07	12
MELLEN, Barb	1979-81	169	236	1.40		580	N/A	605	3.58		96	0.00		121	0.72	7	62	69	0.12	20
MEYER, Ashley	2001-04	28	38	1.36	7	76	0.408	2	0.07	2	11	0.07	0	5	0.18	3	17	20	0.26	4
MEYER, Debbie	1987-90	178	174	0.98	59	214	.537	35	0.20	20	25	0.11	75	210	1.18	7	4	11	0.05	0
MIKESKY, Leah	2013	47	71	1.51	41	212	0.142	3	0.06	8	10	0.17	5	77	1.64	2	18	20	0.09	2
MILJEVIC, Stasa	2016	45	32	0.71	11	96	.219	3	0.07	3	3	0.07	0	9	0.20	0	20	20	0.44	2
MILOSAVLJEVIC, Marija	2010-12	182	276	1.52	107	801	0.211	10	0.05	13	21	0.07	1	56	0.31	4	139	143	0.18	8
MINKO, Christy	1995-97	288	14	0.05	16	64	-.031	8	0.03	31	53	0.11	38	498	1.73	0	1	1	0.02	0
MONEYMAKER, Stacy	1983	8	11	1.38	16	39	-.128	1	0.13	1	0	0.13	1	1	0.13	0	4	4	0.10	1
MOON, Ashlee	2007-08	206	6	0.03	8	31	-.065	46	0.22	62	74	0.30	64	670	3.25	0	0	0	0.00	1
MORGAN, Rachael	2008-11	443	857	1.93	305	2443	0.226	37	0.08	56	74	0.13	33	437	0.99	24	278	302	0.12	18
MORRIS, Joan	1983-86	410	1285	3.13	596	3189	.216	124	0.30	110	66	0.27	194	985	2.40	58	228	286	0.09	29
MORRISON, Caleigh	2019-20	10	11	1.10	5	24	.250	0	0.00	0	0	0.00	0	2	0.20	0	5	5	0.50	0
MOSHER, Katie	2010-14	488	26	0.05	13	110	0.118	405	0.83	56	74	0.11	87	2133	4.37	0	2	2	0.02	1
MUENSTERMAN, Gina	1985-86	112	77	0.69	46	237	.131	36	0.32	17	46	0.15	39	165	1.47	5	81	86	0.36	15
MURRAY, Ashley	2018	109	196	1.80	65	429	.305	11	0.10	6	9	0.06	1	44	0.40	11	85	96	0.88	9
NEFF, Ashley	2010-13	418	727	1.74	201	1584	.332	16	0.04	0	0	0.00	0	75	0.18	87	525	612	0.39	33
NEVILLE, Stephanie	2007-10	415	957	2.31	312	2416	.267	45	0.11	6	14	0.01	14	212	0.51	11	223	234	0.10	10
NIEKAMP, Abby	2008	37	48	1.30	35	164	.079	4	0.11	0	1	0.00	0	14	0.38	3	15	18	0.11	1
NUNGE, Jessica	2019-20	106	115	1.08	49	423	.156	18	0.17	15	11	0.10	19	146	1.38	1	59	60	0.57	6
OMAR, Kameelah	2001-03	327	9	0.03	10	70	-.014	38	0.12	43	81	0.13	67	535	1.64	0	1	1	0.01	0
ORLOWSKI, Jennifer	2002	66	2	0.03	2	9	.000	4	0.06	3	11	0.05	23	143	2.17	0	1	1	0.11	0
PALGUT, Karyn	1981-84	323	1228	3.80	355	2737	.319	42	0.13	132	45	0.41	93	577	1.79	51	254	305	0.11	18
PELE, Cerina	2000-03	414	49	0.12	30	237	.080	96	0.23	26	40	0.06	67	894	2.16	0	10	10	0.04	12



SEASON-BY-SEASON STATISTICAL LEADERS

<u>Kills</u>		
Player	Season	No.
Nancy Townsend	1979	273
Margie Wessel	1980	200
Alica Cross	1981	330
Karyn Palgut	1982	394
Sally Summer	1983	300
Karyn Palgut	1984	328
Julie Todd	1985	361
Joan Morris	1986	571
Julie Todd	1987	466
Maggie Philgence	1988	546
Maggie Philgence	1989	571
Maggie Philgence	1990	579
Kristine Cousins	1991	385
Luiza Ramos	1992	451
Luiza Ramos	1993	446
Luiza Ramos	1994	579
Holly Schneider	1995	411
LaToya Presberry (Washington)	1996	438
Holly Schneider	1997	400
Holly Schneider	1998	480
Aisha Thornton	1999	314
Norisha Campbell	2000	447
Norisha Campbell	2001	488
Kristin Frye	2002	469
Cassie McLaughlin	2003	360
Kristen Rust	2004	388
Andreza Santos	2005	356
Makini Thompson	2006	423
Mira Djuric	2007	419
Lauren Richardson	2008	321
Mira Djuric	2009	320
Visnja Djurdjevic	2010	410
Jekaterina Stepanova	2011	421
Fatma Yildirim	2012	324
Nicole Walch	2013	447
Nicole Walch	2014	487
Nicole Walch	2015	459
Milica Kubura	2016	376
Milica Kubura	2017	381
Payton Caffrey	2018	476
Payton Caffrey	2019	403
Jasmyn Martin	2020	184
Emma Clothier	2021	287

Kills Per Set
min. 70 sets played

Player	Season	SP	Kills	Kills/Set
--------	--------	----	-------	-----------

Shannon Lages	1980	80	179	2.24
Alica Cross	1981	119	330	2.77
Karyn Palgut	1983	81	197	2.43
Karyn Palgut	1984	110	328	2.98
Julie Todd	1985	119	361	3.03
Joan Morris	1986	134	571	4.26
	1987			
Maggie Philgence	1988	131	546	4.17
Maggie Philgence	1989	132	571	4.33
Maggie Philgence	1990	131	579	4.42
Kristine Cousins	1991	110	385	3.50
Luiza Ramos	1992	118	451	3.82
Luiza Ramos	1993	97	446	4.60
Luiza Ramos	1994	119	579	4.87
Holly Schneider	1995	109	411	3.77
LaToya Presberry (Washington)	1996	113	438	3.88
LaToya Presberry (Washington)	1997	46	180	3.91
Aisha Thornton	1998	108	418	3.87
Jennifer Werrick	1999	77	311	4.04
Norisha Campbell	2000	124	447	3.60
Norisha Campbell	2001	111	488	4.40
Erica Bunch	2002	125	452	3.62
Kristen Rust	2003	96	307	3.20
Kristen Rust	2004	102	388	3.80
Andreza Santos	2005	106	356	3.36
Makini Thompson	2006	107	423	3.95
Mira Djuric	2007	110	419	3.81
Lauren Richardson	2008	107	321	3.00
Mira Djuric	2009	126	320	2.54
Visnja Djurdjevic	2010	120	410	3.42
Jekaterina Stepanova	2011	128	421	3.29
Fatma Yildirim	2012	112	324	2.89
Nicole Walch	2013	125	447	3.58
Nicole Walch	2014	122	487	3.99
Nicole Walch	2015	120	459	3.83
Milica Kubura	2016	126	376	2.98
Milica Kubura	2017	107	381	3.56
Payton Caffrey	2018	109	476	4.37
Payton Caffrey	2019	100	403	4.03
Jasmyn Martin	2020	65	184	2.83
Emma Clothier	2021	108	287	2.66

Total Attacks
min. 70 sets played

Player	Season	No.
Nancy Townsend	1979	773
Margie Wessel	1980	375
Carol Forsten	1981	693
Sally Summer	1982	1054
Sally Summer	1983	779



SEASON-BY-SEASON STATISTICAL LEADERS

Joan Morris	1984	754	Julie Todd	1987	466-140-930	.351
Joan Morris	1985	834	Maggie Philgence	1988	131 546-145-1217	.329
Joan Morris	1986	1389	Gabrielle Reece	1989	128 333-133-715	.279
Maggie Philgence	1987	1006	Maggie Philgence	1990	131 579-157-1265	.333
Maggie Philgence	1988	1217	Kristine Cousins	1991	110 385-145-1040	.230
Maggie Philgence	1989	1305	Bianca Stevens	1992	110 376-134-773	.313
Maggie Philgence	1990	1265	Vicki Zinkil	1993	120 421-114-966	.318
Kristine Cousins	1991	1040	Valerie Broussard	1994	107 224-75-555	.268
Luiza Ramos	1992	1032	Valerie Broussard	1995	93 226-80-540	.270
Luiza Ramos	1993	998	LaToya Presberry (Washington)	1996	113 438-177-1135	.230
Luiza Ramos	1994	1402	Aisha Thornton	1997	115 371-111-710	.366
Holly Schneider	1995	1035	Aisha Thornton	1998	108 418-122-841	.352
LaToya Presberry (Washington)	1996	1135	Aisha Thornton	1999	91 314-108-598	.344
Holly Schneider	1997	1160	Norisha Campbell	2000	124 447-141-871	.351
Holly Schneider	1998	1321	Norisha Campbell	2001	111 488-136-961	.366
Erica Bunch	1999	829	Kristin Frye	2002	131 469-176-986	.297
Jennifer Werrick	2000	969	Amanda Santos	2003	104 224-87-481	.285
Alex Sevillano	2001	986	Amanda Santos	2004	109 319-87-638	.364
Erica Bunch	2002	1071	Andreza Santos	2005	106 356-119-854	.278
Cassie McLaughlin	2003	875	Brianna Barry	2006	111 280-102-547	.325
Kristen Rust	2004	961	Brianna Barry	2007	108 313-106-637	.325
Kristen Rust	2005	872	Brianna Barry	2008	87 246-65-518	.349
Makini Thompson	2006	1005	Brianna Barry	2009	116 289-42-502	.492
Makini Thompson	2007	969	Stephanie Neville	2010	130 310-90-806	.273
Lauren Richardson	2008	958	Sareea Freeman	2011	125 225-64-484	.333
Rachael Morgan	2009	763	Sareea Freeman	2012	114 268-55-486	.438
Visnja Djurdjevic	2010	1032	Ashley Neff	2013	125 225-60-456	.362
Jekaterina Stepanova	2011	1106	Sarah Burrington	2014	124 260-47-525	.406
Fatma Yildirim	2012	881	Sarah Burrington	2015	116 223-53-477	.356
Nicole Walch	2013	1072	Mara Green	2016	125 238-69-471	.359
Nicole Walch	2014	1144	Taryn Knuth	2017	109 224-63-505	.319
Nicole Walch	2015	1144	Taryn Knuth	2018	109 264-63-572	.351
Katie Horton	2016	1052	Payton Caffrey	2019	100 403-132-995	.272
Natasha Calkins	2017	886	Taryn Knuth	2020	50 123-11-204	.549
Payton Caffrey	2018	1155	Emma Clothier	2021	108 287-85-615	.328
Payton Caffrey	2019	995				
Morgan Chacon	2020	535				
Morgan Chacon	2021	851				

Attack Percentage

min. 450 total attacks

Player	Season	SP	K-E-TA	Attack Pct.
Nancy Townsend	1979		273-N/A-773	.230
Alica Cross	1980	119	188-N/A-293	.520
Julie Brown	1981	129	318-N/A-591	.382
Shannon Lages	1982		313-124-679	.278
Karyn Palgut	1983	81	197-74-415	.296
Karyn Palgut	1984	110	328-127-714	.281
Julie Todd	1985	119	361-136-810	.278
Julie Todd	1986	135	513-176-1135	.297

Assists

Player	Season	No.
Barb Mellen	1979	492
Marie Sanders	1980	565
	1981	
	1982	
Marie Sanders	1983	732
Donna Krai	1984	604
Donna Krai	1985	994
Nancy Gaspadarek	1986	1216
Nancy Gaspadarek	1987	1159
Nancy Gaspadarek	1988	1019
Nancy Gaspadarek	1989	1410
Jennifer McCall	1990	893



SEASON-BY-SEASON STATISTICAL LEADERS

Brandi Cumin	1991	837
Sherry Cowling	1992	1348
Jennifer McCall	1993	1452
Maureen McCarthy	1994	1101
Maureen McCarthy	1995	773
Kensy Zulueta	1996	802
Fiona Bolten	1997	1235
Fiona Bolten	1998	1744
Jamie Hibbard	1999	1125
Jennifer Anderson	2000	880
Jennifer Anderson	2001	1401
Jennifer Anderson	2002	1734
Jennifer Anderson	2003	892
Jessica Skower	2004	1349
Jessica Skower	2005	954
Zrinka Tomic	2006	1201
Nikki Baker	2007	870
Nikki Baker	2008	1209
Nikki Baker	2009	746
Duygu Duzceler	2010	763
Duygu Duzceler	2011	787
Duygu Duzceler	2012	682
Sarah Wickstrom	2013	854
Sarah Wickstrom	2014	780
Hailey Luke	2015	729
Brianne Burkert	2016	771
Brianne Burkert	2017	927
Brianne Burkert	2018	654
Lily Tessier	2019	617
Olivia Dailey	2020	1247
Lily Tessier	2021	1019

Assists Per Set

min. 70 sets played

<u>Player</u>	<u>Season</u>	<u>SP</u>	<u>Assists</u>	<u>Assists/Set</u>
Marie Sanders	1980	116	565	4.87
	1981			
	1982			
Donna Krai	1983	130	452	3.48
Donna Krai	1984	84	604	7.19
Donna Krai	1985	116	994	8.57
Nancy Gaspadarek	1986	133	1216	9.14
	1987			
Nancy Gaspadarek	1988	99	1019	10.29
Nancy Gaspadarek	1989	132	1410	10.68
Jennifer McCall	1990	117	893	7.63
Brandi Cumin	1991	91	837	9.20
Sherry Cowling	1992	121	1348	11.14
Jennifer McCall	1993	118	1452	12.31
Maureen McCarthy	1994	103	1101	10.69

Maureen McCarthy	1995	80	773	9.66
Kensy Zulueta	1996	91	802	8.81
Fiona Bolten	1997	96	1235	12.86
Fiona Bolten	1998	123	1744	14.18
Jamie Hibbard	1999	102	1125	11.03
Jennifer Anderson	2000	70	880	12.57
Jennifer Anderson	2001	111	1401	12.62
Jennifer Anderson	2002	131	1734	13.24
Jennifer Anderson	2003	118	892	7.56
Jessica Skower	2004	106	1349	12.73
Jessica Skower	2005	113	954	8.44
Zrinka Tomic	2006	104	1201	11.55
Nikki Baker	2007	77	870	11.30
Nikki Baker	2008	111	1209	10.89
Nikki Baker	2009	127	746	5.87
Duygu Duzceler	2010	130	763	5.87
Duygu Duzceler	2011	129	787	6.10
Duygu Duzceler	2012	114	682	5.98
Sarah Wickstrom	2013	126	854	6.78
Sarah Wickstrom	2014	120	780	6.50
Hailey Luke	2015	122	729	5.98
Brianne Burkert	2016	125	771	6.17
Brianne Burkert	2017	109	927	8.50
Brianne Burkert	2018	109	654	6.00
Lily Tessier	2019	105	617	5.88
Olivia Dailey	2020	62	477	7.69
Lily Tessier	2021	101	1019	10.09

Service Aces

<u>Player</u>	<u>Season</u>	<u>No.</u>
Karyn Palgut	1982	54
Donna Krai	1983	90
Karyn Palgut	1984	55
Lynne Fullhart	1985	48
Joan Morris	1986	45
Julie Todd	1987	35
Deanne Kaleta	1988	44
Amy Bronson	1989	47
Kristine Cousins	1990	49
Deanna Bosschaert	1991	42
Luiza Ramos	1992	54
Luiza Ramos	1993	45
Luiza Ramos	1994	51
Holly Schneider	1995	29
Holly Schneider	1996	37
Holly Schneider	1997	57
Holly Schneider	1998	44
Courtney Dipert	1999	29
Kristin Frye	2000	36
Jennifer Werrick	2000	36



SEASON-BY-SEASON STATISTICAL LEADERS

Kristin Frye	2001	49
Alex Sevillano	2002	59
Cassie McLaughlin	2003	44
Kristen Rust	2004	34
Sarah Griffin	2005	49
Sarah Griffin	2006	44
Mira Djuric	2007	80
Jenna Romanelli	2008	25
Mira Djuric	2009	69
Visnja Djurdjevic	2010	36
Visnja Djurdjevic	2011	33
Duygu Duzceler	2012	33
Sarah Wickstrom	2013	31
Nicole Walch	2014	35
Nicole Walch	2015	30
Katie Horton & Hailey Luke	2016	22
Logan Holanchock	2017	25
Payton Caffrey	2018	25
Adrian Ell	2019	23
Olivia Dailey	2020	24
Emma Clothier	2021	32

Mira Djuric	2007	110	80	0.73
Ashlee Moon	2008	97	24	0.25
Mira Djuric	2009	126	69	0.55
Visnja Djurdjevic	2010	120	36	0.30
Visnja Djurdjevic	2011	124	33	0.27
Duygu Duzceler	2012	114	33	0.29
Sarah Wickstrom	2013	126	31	0.25
Nicole Walch	2014	122	35	0.29
Nicole Walch	2015	120	30	0.25
Hailey Luke	2016	113	22	0.19
Logan Holanchock	2017	109	25	0.23
Payton Caffrey	2018	109	25	0.23
Adrian Ell	2019	103	23	0.22
Olivia Dailey	2020	62	24	0.39
Emma Clothier	2021	108	32	0.30

Digs

Player	Season	No.
Margie Wessel	1979	192
Margie Wessel	1980	44
Carol Forsten	1981	47
Karyn Palgut	1982	62
Sally Summer	1983	228
Karyn Palgut	1984	335
Joan Morris	1985	309
Joan Morris	1986	460
Deanne Kaleta	1987	285
Deanne Kaleta	1988	327
Sonia Trevino	1989	403
Kristine Cousins	1990	440
Luiza Ramos	1991	419
Luiza Ramos	1992	450
Luiza Ramos	1993	394
Luiza Ramos	1994	507
Holly Schneider	1995	303
LaToya Presberry (Washington)	1996	345
Holly Schneider	1997	401
Holly Schneider	1998	421
Jamie Hibbard	1999	253
Jennifer Werrick	2000	334
Alex Sevillano	2001	332
Alex Sevillano	2002	283
Cerina Pele	2003	376
Summer Weissing	2004	399
Summer Weissing	2005	513
Summer Weissing	2006	467
Summer Weissing	2007	468
Ashlee Moon	2008	471
Jenna Romanelli	2009	381
Jenna Romanelli	2010	507
Katie Mosher	2011	604
Katie Mosher	2012	495
Katie Mosher	2013	506
Katie Mosher	2014	518
Cecilie Woie	2015	412

Service Aces Per Set

min. 70 sets played

Player	Season	SP	SA	Service Aces/Set
Donna Krai	1983	130	90	0.69
Karyn Palgut	1984	110	55	0.50
Lynne Fullhart	1985	120	48	0.40
Joan Morris	1986	134	45	0.34
	1987			
Deanne Kaleta	1988	135	44	0.33
Maggie Philgence	1988	131	43	0.33
Amy Bronson	1989	108	47	0.44
Kristine Cousins	1990	131	49	0.37
Deanna Bosschaert	1991	106	42	0.40
Luiza Ramos	1992	118	54	0.46
Luiza Ramos	1993	97	45	0.46
Luiza Ramos	1994	119	51	0.43
Maureen McCarthy	1995	80	27	0.34
Holly Schneider	1996	113	37	0.33
Holly Schneider	1997	121	57	0.47
Holly Schneider	1998	128	44	0.34
Courtney Dipert	1999	100	29	0.29
Jennifer Werrick	2000	115	36	0.31
Kristin Frye	2001	109	49	0.45
Alex Sevillano	2002	131	59	0.45
Cassie McLaughlin	2003	122	44	0.36
Kristen Rust	2004	102	34	0.33
Sarah Griffin	2005	116	49	0.42
Malorie Wessel	2006	84	43	0.51



SEASON-BY-SEASON STATISTICAL LEADERS

Cecilie Woie	2016	500
Cecilie Woie	2017	476
Kelsey Wicinski	2018	481
Morgan Chacon	2019	320
Caroline Golden	2020	169
Emery Dupes	2021	419



CAREER STATISTICAL LEADERS

Sets Played

No.	Player	Season	Total
1.	Maggie Philgence	1987-90	515
2.	Deanne Kaleta	1985-88	508
3.	Duygu Duzceler	2009-12	500
4.	Gabrielle Reece	1987-90	494
5.	Sarah Wickstrom	2011-14	489
6.	Hailey Luke	2013-16	485
7.	Katie Mosher	2011-14	484
8.	Nancy Gaspadarek	1986-89	483
9.	Julie Todd	1984-87	482
10.	Marybeth Cutliffe	1987-90	480
11.	Maria Magoulas	1986-89	477
12.	Holly Schneider	1995-98	471
13.	Vicki Zinkil	1989-93	468
14.	Brianne Burkert	2015-18	464
15.	Luiza Ramos	1991-94	446

Kills

No.	Player	Season	Total
1.	Maggie Philgence	1987-90	2111
2.	Luiza Ramos	1991-94	1847
3.	Holly Schneider	1995-98	1704
4.	Julie Todd	1984-87	1615
5.	Nicole Walch	2012-15	1466
6.	Deanna Bosschaert	1991-94	1442
7.	Aisha Thornton	1996-99	1420
8.	Jennifer Werrick	1997-00	1298
9.	Norisha Campbell	1998-01	1289
10.	Joan Morris	1983-86	1285
11.	LaToya Presberry(Washington)	1995-98	1271
12.	Karyn Palgut	1981-84	1228
13.	Milica Kubura	2014-17	1222
14.	Deanne Kaleta	1985-88	1195
15.	Gabrielle Reece	1987-90	1181

Kills/Set

No.	Player	Season	Sets	K	K/Set
1.	Payton Caffrey	2018-19	209	879	4.21
2.	Luiza Ramos	1991-94	446	1847	4.14
3.	Maggie Philgence	1987-90	515	2111	4.10
4.	Karyn Palgut	1981-84	323	1228	3.80
5.	Alica Cross	1980-82	238	899	3.78
6.	Norisha Campbell	1998-01	354	1289	3.64
7.	Holly Schneider	1995-98	471	1704	3.62
8.	Jennifer Werrick	1997-00	363	1298	3.58
9.	Nicole Walch	2012-15	413	1466	3.55
10.	LaToya Presberry (Washington)	1995-98	361	1271	3.52

11.	Aisha Thornton	1996-99	418	1420	3.40
12.	Franci Rard	1993	96	323	3.36
13.	Julie Todd	1984-87	482	1615	3.35
14.	Kristine Cousins	1990-91	241	803	3.33
15.	Shannon Lages	1980-83	196	647	3.30

Total Attacks

No.	Player	Season	Total
1.	Aisha Thornton	1996-99	2858
2.	Alex Sevillano	1999-02	2828
3.	Makini Thompson	2005-07	2823
4.	Vicki Zinkil	1989-93	2799
5.	Sally Summer	1980-83	2790
6.	Gabrille Reece	1987-90	2758
7.	Milica Kubura	2014-17	2748
8.	Kayrn Palgut	1981-84	2737
9.	Kristen Rust	2002-05	2685
10.	Norisha Campbell	1998-01	2629
11.	Katie Horton	2014-16	2530
12.	Kristin Frye	1999-02	2458
13.	Rachael Morgan	2008-11	2443
14.	Stephanie Neville	2007-10	2420
15.	Christina Ambrose	2015-18	2270

Attack Percentage

min. 500 total attacks

No.	Player	Season	Kills-Error-TA	Pct.
1.	Brianna Barry	2006-09	1139-316-2219	.371
2.	Sarah Burrington	2013-15	709-157-1496	.369
3.	Taryn Knuth	2017-20	813-177-1729	.368
4.	Sareea Freeman	2009-12	666-187-1345	.356
5.	Emma Clothier	2019-Pr.	592-167-1233	.345
t6.	Aisha Thornton	1996-99	1420-471-2858	.332
t6.	Ashley Neff	2010-13	727-201-1584	.332
8	Amanda Santos	2003-04	543-174-1119	.330
9.	Norisha Campbell	1998-01	1289-448-2629	.320
10.	Karyn Palgut	1981-84	1228-355-2737	.319
11.	Donna Krai	1982-85	538-146-1240	.316
12.	Lauren Young	2006-08, 10	254-77-563	.314
13.	Jordana Price	2007-09	692-206-1559	.312
14.	Maggie Philgence	1987-90	2111-649-4798	.305
15.	Milica Kubura	2014-17	1222-388-2748	.303

Assists

No.	Player	Season	Total
1.	Jennifer Anderson	2000-03	4907
2.	Nancy Gaspadarek	1986-89	4868
3.	Jessica Skower	2003-06	2991



CAREER STATISTICAL LEADERS

4.	Fiona Bolten	1997-98	2979
5.	Brianne Burkert	2015-18	2963
6.	Nikki Baker	2006-09	2952
t7.	Duygu Duzceler	2009-12	2915
t7.	Sarah Wickstrom	2011-14	2915
9.	Jennifer McCall	1990-93	2889
10.	Hailey Luke	2013-16	2580
11.	Maureen McCarthy	1994-96	2297
12.	Donna Krai	1982-85	2050
13.	Jamie Hibbard	1999-00	1782
14.	Lily Tessier	2018-21	1765
15.	Zrinka Tomic	2005-06	1583

Assists/Set

No.	Player	Season	Sets	A	A/Set
1.	Fiona Bolten	1997-98	219	2979	13.60
2.	Jennifer Anderson	2000-03	430	4907	11.41
3.	Sherry Cowling	1992	121	1358	11.22
4.	Nancy Gaspardarek	1986-89	483	4868	10.08
5.	Maureen McCarthy	1994-96	231	2297	9.94
6.	Zrinka Tomic	2005-06	166	1583	9.54
7.	Lauren Rosenthal	2007	57	508	8.91
8.	Nikki Baker	2006-09	337	2952	8.76
9.	Jamie Hibbard	1999-00	221	1782	8.06
10.	Lily Tessier	2018-21	242	1765	7.30
11.	Jennifer McCall	1990-93	402	2889	7.19
12.	Jessica Skower	2003-06	432	2991	6.92
13.	Barbara Mellen	1980-81	169	1079	6.49
14.	Brandi Cumin	1990-91	135	874	6.47
15.	Brianne Burkert	2015-18	464	2963	6.39

Service Aces

No.	Player	Season	Total
1.	Donna Krai	1982-85	188
2.	Luiza Ramos	1991-94	181
3.	Deanna Bosschaert	1991-94	170
4.	Holly Schneider	1995-98	167
5.	Mira Djuric	2007-09	151
6.	Sarah Griffin	2003-06	139
7.	Duygu Duzceler	2009-12	135
8.	Karyn Palgut	1981-84	132
9.	Alex Sevillano	1999-02	129
10.	Julie Todd	1984-87	119
11.	Maggie Philgence	1987-90	118
12.	Deanne Kaleta	1985-88	117
13.	Kristin Frye	1999-02	115
14.	Jennifer McCall	1990-93	111
15.	Joan Morris	1983-86	110

Service Aces Per Set

min. 50 sets

	Player	Season	Sets	SA	SA/Set
1.	Mira Djuric	2007-09	239	151	0.63
2.	Donna Krai	1982-85	330	188	0.57
3.	Malorie Wessel	2006-07	157	70	0.45
4.	Karyn Palgut	1981-84	323	132	0.41
5.	Luiza Ramos	1991-94	446	181	0.41
6.	Lynne Fullhart	1985	120	48	0.40
7.	Sherry Smith	1984	51	20	0.39
8.	Deanna Bosschaert	1991-94	443	170	0.38
t9.	Marie Sanders	1980-83	300	104	0.35
t9.	Holly Schneider	1995-98	471	167	0.35
t11.	Mary Williams	1981-83	111	37	0.33
t11.	Jackie Young	1981-84	224	75	0.33
t11.	Sonia Preocanin	1993-95	55	18	0.33
t11.	Cassie McLaughlin	2003-04	182	60	0.33
t15.	Maureen McCarthy	1994-96	231	73	0.32
t15.	Sarah Griffin	2003-06	428	139	0.32
t15.	Ashlee Moon	2007-08	209	66	0.32

Digs

No.	Player	Season	Total
1.	Katie Mosher	2010-14	2123
2.	Summer Weissing	2004-07	1858
3.	Luiza Ramos	1991-94	1770
4.	Holly Schneider	1995-98	1426
5.	Cecilie Woie	2014-17	1405
6.	Maggie Philgence	1987-90	1237
7.	Jenna Romanelli	2007-10	1211
8.	Nancy Gaspardarek	1986-89	1144
9.	Deanne Kaleta	1985-88	1097
10.	Jennifer Werrick	1997-00	1080
11.	Deanna Bosschaert	1991-94	1054
12.	LaToya Presberry(Washington)	1995-98	1019
13.	Katie Horton	2014-16	1003
14.	Joan Morris	1983-86	985
15.	Brianne Burkert	2015-18	971

Digs Per Set

min. 50 sets

	Player	Season	Sets	D	D/Set
1.	Kelsey Wicinski	2018	109	481	4.41
2.	Katie Mosher	2011-14	484	2123	4.39
3.	Summer Weissing	2004-07	444	1858	4.18
4.	Franci Rard	1993	96	392	4.08
5.	Luiza Ramos	1991-94	446	1770	3.97
6.	Emery Dupes	2021- Pr.	108	419	3.88



CAREER STATISTICAL LEADERS

7.	Cecilie Woie	2014-17	386	1405	3.64
8.	Kristine Cousins	1990-91	241	810	3.36
9.	Ashlee Moon	2007-08	209	673	3.22
10.	Visnja Djurdjevic	2010-11	244	778	3.19
11.	Olivera Medic	2012-13	231	723	3.13
12.	Morgan Chacon	1986-89	104	323	3.11
13.	Holly Schneider	1995-98	471	1426	3.03
14.	Jenna Romanelli	2007-10	401	1211	3.02
15.	Jennifer Werrick	2005-06	363	1080	2.98

Solo Blocks

No.	Player	Season	Total
1.	Gabrielle Reece	1987-90	241
2.	Vicki Zinkil	1989-93	174
3.	Aisha Thornton	1996-99	145
4.	Bianca Stevens	1989-92	129
t5.	Julie Brown	1980-83	127
t5.	Julie Todd	1984-87	127
7.	Deanne Kaleta	1985-88	116
8.	Norisha Campbell	1998-01	90
9.	Taryn Knuth	2017-Pr.	87
	Ashley Neff	2010-13	87
11.	Alica Cross	1979-82	86
12.	Susan Hawks	1995-98	79
13.	Dawn Hough	1999-02	76
14.	Aisha Carr	2001-04	75
15.	Brianna Barry	2006-09	73

Assisted Blocks

No.	Player	Season	Total
1.	Julie Todd	1984-87	575
2.	Ashley Neff	2010-13	525
3.	Gabrielle Reece	1987-90	506
4.	Taryn Knuth	2017-Pr.	492
5.	Sarah Burrington	2013-15	446
6.	Vicki Zinkil	1989-93	422
7.	Deanne Kaleta	1985-88	404
8.	Sareea Freeman	2009-12	341
9.	Aisha Thornton	1996-99	329
10.	Brianna Barry	2006-09	326
11.	Maggie Philgence	1987-90	316
12.	Milica Kubura	2014-17	311
13.	Jordana Price	2007-09	306
14.	Aisha Carr	2001-04	305
15.	Melanie Keil	2015-16	304

Total Blocks

No.	Player	Season	Total
1.	Gabrielle Reece	1987-90	747
2.	Julie Todd	1984-87	702
3.	Ashley Neff	2010-13	612
4.	Vicki Zinkil	1989-93	596
5.	Taryn Knuth	2017-20	579
6.	Deanne Kaleta	1985-88	520
7.	Sarah Burrington	2013-15	494
8.	Aisha Thornton	1996-99	474
9.	Julie Brown	1980-83	399
10.	Brianna Barry	2006-09	397
11.	Sareea Freeman	2009-12	393
12.	Maggie Philgence	1987-90	380
13.	Aisha Carr	2001-04	379
14.	Norisha Campbell	1998-01	368
15.	Susan Hawks	1995-98	353

Blocks Per Set

min. 100 sets

No.	Player	Season	Sets	S-A-TB	B/Set
1.	Taryn Knuth	2017-Pr.	373	87-492-579	1.55
2.	Gabrielle Reece	1987-90	494	241-506-747	1.51
t3.	Julie Todd	1984-87	482	127-575-702	1.46
t3.	Ashley Neff	2010-13	418	87-525-612	1.46
5.	Melanie Keil	2015-16	241	38-304-342	1.42
t6.	Alica Cross	1980-82	238	86-238-324	1.36
t6.	Sarah Burrington	2013-15	364	48-446-494	1.36
8.	Amanda Santos	2003-04	213	60-224-284	1.33
9.	Julie Brown	1980-83	305	127-270-397	1.30
10.	Vicki Zinkil	1989-93	468	174-422-596	1.27
11.	Kiara Wright	2014	124	21-127-148	1.19
t12.	Marianne Tobolski	1985	119	45-89-134	1.13
t12.	Aisha Thornton	1996-99	418	145-329-474	1.13
t14.	Bianca Stevens	1989-92	288	129-194-323	1.12
t14.	Jordana Price	2007-09	310	41-306-347	1.12



SEASON STATISTICAL LEADERS (ALL-TIME)

Sets Played

No.	Player	Season	Total
t1.	Deanne Kaleta	1986	135
t1.	Maria Magoulas	1986	135
t1.	Julie Todd	1986	135
t1.	Deanne Kaleta	1988	135
t5.	Joan Morris	1986	134
t5.	Gabrielle Reece	1988	134
7.	Nancy Gaspadarek	1986	133
t8.	Camy Davis	1981	132
t8.	Karyn Palgut	1981	132
t8.	Sally Summer	1981	132
t8.	Maggie Philgence	1988	132
t8.	Nancy Gaspadarek	1989	132
t8.	Maggie Philgence	1989	132
t14.	Carol Forsten	1981	131
t14.	Marybeth Sutcliffe	1989	131
t14.	Kristine Cousins	1990	131
t14.	Maggie Philgence	1990	131
t14.	Jennifer Anderson	2002	131
t14.	Kristin Frye	2002	131
t14.	Alex Sevillano	2002	131

Kills

No.	Player	Season	Total
1.	Luiza Ramos	1994	579
2.	Maggie Philgence	1990	578
t3.	Joan Morris	1986	571
t3.	Maggie Philgence	1989	571
5.	Maggie Philgence	1988	548
6.	Julie Todd	1986	513
7.	Norisha Campbell	2001	488
8.	Nicole Walch	2014	487
9.	Holly Schneider	1998	480
10.	Payton Caffrey	2018	476
11.	Kristin Frye	2002	469
12.	Julie Todd	1987	466
13.	Nicole Walch	2015	459
14.	Erica Bunch	2002	452
15.	Luiza Ramos	1992	451

Kills/Set

No.	Player	Season	Sets	K	K/Set
1.	Luiza Ramos	1994	119	579	4.87
2.	Luiza Ramos	1993	98	446	4.55
3.	Maggie Philgence	1990	131	578	4.41
4.	Norisha Campbell	2001	111	488	4.40
5.	Payton Caffrey	2018	109	476	4.37

6.	Maggie Philgence	1989	132	571	4.33
7.	Joan Morris	1986	134	571	4.26
8.	Maggie Philgence	1988	132	548	4.15
9.	Payton Caffrey	2019	100	403	4.03
10.	Nicole Walch	2014	122	487	3.99
t11.	Jennifer Werrick	1999	79	311	3.94
t11.	Makini Thompson	2006	107	422	3.94
13.	LaToya Presberry	1997	46	180	3.91
t14.	LaToya Presberry	1996	113	438	3.88
t14.	Mira Djuric	2007	113	438	3.88

Total Attacks

No.	Player	Season	Total
1.	Luiza Ramos	1994	1402
2.	Joan Morris	1986	1389
3.	Holly Schneider	1998	1321
4.	Maggie Philgence	1989	1305
5.	Maggie Philgence	1990	1261
6.	Deanna Bosschaert	1994	1237
7.	Maggie Philgence	1988	1226
8.	Kristine Cousins	1990	1164
9.	Holly Schneider	1997	1160
10.	Payton Caffrey	2018	1155
t11.	Nicole Walch	2014	1144
t11.	Nicole Walch	2015	1144
t13.	Julie Todd	1986	1135
t13.	LaToya Presberry	1996	1135
15.	Jekaterina Stepanova	2011	1106

Attack Percentage

min. 100 total attacks

No.	Player	Season	Sets	K-E-TA	Pct.
1.	Taryn Knuth	2020		123-11-204	.549
2.	Brianna Barry	2009		289-42-502	.492
3.	Donna Krai	1984		146-16-265	.491
4.	Sareea Freeman	2012		268-55-486	.438
5.	Sarah Burrington	2014		260-47-525	.406
6.	Ashley Neff	2012		248-51-518	.380
7.	Sherry Cowling	1992		114-21-251	.371
t8.	Aisha Thornton	1997		371-111-710	.366
t8.	Norisha Campbell	2001		488-136-961	.366
10.	Amanda Santos	2004		319-87-638	.364
t11.	Ashley Neff	2013		225-60-456	.362
t11.	Taryn Knuth	2019		202-40-448	.362
13.	Norisha Campbell	2013		56-16-111	.360
14.	Mara Green	2016		238-69-471	.359
15.	Sarah Burrington	2015		223-53-477	.356



SEASON STATISTICAL LEADERS (ALL-TIME)

Assists

No.	Player	Season	Total
1.	Fiona Bolten	1998	1744
2.	Jennifer Anderson	2002	1734
3.	Jennifer McCall	1993	1452
4.	Nancy Gaspadarek	1989	1410
5.	Jennifer Anderson	2001	1401
6.	Sherry Cowling	1992	1358
7.	Jessica Skower	2004	1349
8.	Fiona Bolten	1997	1235
9.	Nancy Gaspadarek	1987	1223
10.	Nancy Gaspadarek	1986	1216
11.	Nikki Baker	2008	1209
12.	Zrinka Tomic	2006	1201
13.	Jamie Hibbard	1999	1125
14.	Maureen McCarthy	1994	1101
t15.	Nancy Gaspadarek	1988	1019
t15.	Lily Tessier	2021	1019

Assists/Set

No.	Player	Season	Sets	A	A/Set
1.	Fiona Bolten	1998	123	1744	14.18
2.	Jennifer Anderson	2002	131	1734	13.24
3.	Fiona Bolten	1997	96	1235	12.86
4.	Jessica Skower	2004	106	1349	12.73
5.	Jennifer Anderson	2001	111	1401	12.62
6.	Jennifer Anderson	2000	70	880	12.57
7.	Jennifer McCall	1993	118	1452	12.31
8.	Zrinka Tomic	2006	104	1201	11.55
9.	Sherry Cowling	1992	121	1358	11.22
10.	Nikki Baker	2007	79	873	11.05
11.	Jamie Hibbard	1999	102	1125	11.03
12.	Kensy Zulueta	1997	29	316	10.90
13.	Nikki Baker	2008	111	1209	10.89
14.	Maureen McCarthy	1994	103	1101	10.69
15.	Nancy Gaspadarek	1989	132	1410	10.68

Service Aces

No.	Player	Season	Total
1.	Donna Krai	1983	90
2.	Mira Djuric	2007	82
3.	Mira Djuric	2009	69
4.	Alex Sevillano	2002	59
5.	Holly Schneider	1997	57
6.	Karyn Palgut	1984	55
t7.	Karyn Palgut	1982	54
t7.	Luiza Ramos	1992	54
9.	Marie Sanders	1983	53

10.	Alica Cross	1982	52
t11.	Marie Sanders	1982	51
t11.	Luiza Ramos	1994	51
t13.	Kristine Cousins	1990	49
t13.	Kristin Frye	2001	49
t13.	Sarah Griffin	2005	49

Service Aces/Set

min. 50 sets

No.	Player	Season	Sets	SA	SA/Set
1.	Mira Djuric	2007	110	82	0.73
2.	Donna Krai	1983	130	90	0.69
3.	Mira Djuric	2009	126	69	0.55
4.	Malorie Wessel	2006	84	43	0.51
5.	Karyn Palgut	1984	110	55	0.50
6.	Holly Schneider	1997	121	57	0.47
t7.	Donna Krai	1984	84	39	0.46
t7.	Luiza Ramos	1992	118	54	0.46
t7.	Luiza Ramos	1993	98	45	0.46
t10.	Kristin Frye	2001	109	49	0.45
t10.	Alex Sevillano	2002	131	59	0.45
12.	Amy Bronson	1989	108	47	0.44
13.	Luiza Ramos	1994	119	51	0.43
t14.	Deanna Bosschaert	1993	106	44	0.42
t14.	Sarah Griffin	2005	116	49	0.42

Digs

No.	Player	Season	Total
1.	Katie Mosher	2011	604
2.	Katie Mosher	2014	518
3.	Summer Weissing	2005	513
t4.	Luiza Ramos	1994	507
t4.	Jenna Romanelli	2010	507
6.	Katie Mosher	2013	506
7.	Cecilie Woie	2016	500
8.	Katie Mosher	2012	495
9.	Kelsey Wicinski	2018	481
10.	Summer Weissing	2007	479
11.	Cecilie Woie	2017	476
12.	Ashlee Moon	2008	471
13.	Summer Weissing	2006	467
14.	Joan Morris	1986	460
15.	Luiza Ramos	1992	450



SEASON STATISTICAL LEADERS (ALL-TIME)

Digs/Set

min. 50 sets

No.	Player	Season	Sets	D	D/Set
1.	Ashlee Moon	2008	97	471	4.86
2.	Katie Mosher	2011	129	604	4.68
3.	Summer Weissing	2005	116	513	4.42
t4.	Summer Weissing	2006	106	467	4.41
t4.	Kelsey Wicinski	2018	109	481	4.41
6.	Katie Mosher	2012	113	495	4.38
7.	Cecilie Woie	2017	109	476	4.37
8.	Katie Mosher	2013	118	506	4.29
9.	Luiza Ramos	1994	119	507	4.26
10.	Summer Weissing	2007	113	479	4.24
11.	Katie Mosher	2014	124	518	4.18
12.	Franci Rard	1993	96	392	4.08
13.	Luiza Ramos	1993	97	394	4.02
14.	Cecilie Woie	2016	126	500	3.97
15.	Jenna Romanelli	2010	129	507	3.93

Solo Blocks

No.	Player	Season	Total
t1.	Gabrielle Reece	1989	69
t1.	Gabrielle Reece	1990	69
3.	Julie Brown	1981	62
4.	Julie Brown	1983	61
t5.	Gabrielle Reece	1988	60
t5.	Bianca Stevens	1992	60
7.	Vicki Zinkil	1991	53
8.	Bianca Stevens	1991	52
9.	Julie Todd	1987	51
10.	Deanne Kaleta	1986	47
11.	Marianne Tobolski	1985	45
t12.	Gabrielle Reece	1987	43
t12.	Aisha Thornton	1999	43
t14.	Vicki Zinkil	1989	41
t14.	Vicki Zinkil	1992	41

Assisted Blocks

No.	Player	Season	Total
1.	Julie Todd	1986	199
2.	Julie Todd	1987	189
3.	Ashley Neff	2011	173
4.	Melanie Keil	2016	167
5.	Sarah Burrington	2014	164
t6.	Ashley Neff	2012	158
t6.	Taryn Knuth	2018	158
8.	Sarah Burrington	2015	148

9.	Ashley Neff	2013	147
10.	Gabrielle Reece	1989	143
11.	Jordana Price	2009	141
12.	Taryn Knuth	2017	140
13.	Sareea Freeman	2011	138
t14.	Deanne Kaleta	1988	137
t14.	Melanie Keil	2015	137

Total Blocks

No.	Player	Season	Total
1.	Julie Todd	1987	240
2.	Julie Todd	1986	238
3.	Gabrielle Reece	1989	212
4.	Ashley Neff	2011	197
5.	Julie Brown	1983	195
t6.	Julie Brown	1981	194
t6.	Melanie Keil	2016	194
8.	Gabrielle Reece	1990	189
9.	Taryn Knuth	2018	188
10.	Ashley Neff	2012	184
11.	Deanne Kaleta	1986	181
12.	Sarah Burrington	2014	178
13.	Gabrielle Reece	1987	175
14.	Ashley Neff	2013	174
15.	Gabrielle Reece	1988	171

Blocks Per Set

No.	Player	Season	Sets	Solo-Ast-TB	B/Set
1.	Julie Todd	1987	121	51-189-240	1.98
2.	Julie Todd	1986	135	39-199-238	1.76
3.	Taryn Knuth	2018	109	30-158-188	1.72
4.	Vicki Zinkil	1989	100	41-127-168	1.68
5.	Gabrielle Reece	1989	128	69-143-212	1.66
6.	Gabrielle Reece	1987	107	43-132-175	1.64
7.	Ashley Neff	2012	114	26-158-184	1.61
t8.	Julie Brown	1983	126	61-134-195	1.55
t8.	Ashley Neff	2011	127	24-173-197	1.55
t8.	Melanie Keil	2016	125	27-167-194	1.55
11.	Taryn Knuth	2019	105	25-135-160	1.52
12.	Gabrielle Reece	1990	125	69-120-189	1.51
13.	Julie Brown	1981	129	62-132-194	1.50
14.	Taryn Knuth	2017	109	22-140-162	1.49
t15.	Sarah Burrington	2014	124	14-164-178	1.44
t15.	Sarah Burrington	2015	116	19-148-167	1.44



MATCH-BY-MATCH LEADERS (ALL-TIME)

Kills

Player	No.	Opponent / Date
t1. Maggie Philgence	31	Illinois State / Sept. 22, 1989
t1. Deanna Bosschaert	31	North Carolina / Sept. 24, 1994
t1. Holly Schneider	31	NC State / Oct. 27, 1996
t1. Nicole Walch	31	Duke / Oct. 9, 2015
t5. Maggie Philgence	30	Cincinnati / Oct. 28, 1988
t5. Deanna Bosschaert	30	Virginia / Nov. 5, 1994
t5. LaToya Presberry	30	Virginia / Oct. 27, 1995
10 tied with	29	Last Time:
t8. Kristen Rust	29	North Carolina / Oct. 15, 2004

Total Attacks

Player	No.	Opponent / Date
1. Payton Caffrey	80	Central Florida / Dec. 5, 2019
t2. Deanna Bosschaert	77	North Carolina / Sept. 24, 1994
t2. Deanna Bosschaert	77	Virginia / Nov. 5, 1994
t4. Maggie Philgence	73	Memphis / Oct. 13, 1990
t4. Deanna Bosschaert	73	Fresno State / Sept. 17, 1994
6. Maggie Philgence	72	Texas / Sept. 29, 1990
7. Luiza Ramos	70	Notre Dame / Oct. 24, 1994
t8. Maggie Philgence	68	Kentucky / Sept. 29, 1989
t8. Maggie Philgence	68	Brigham Young / Nov. 10, 1989
t8. LaToya Presberry	68	NC State / Oct. 19, 1996
t8. Holly Schneider	68	North Carolina / Oct. 31, 1997
12. Luiza Ramos	66	North Carolina / Sept. 24, 1994
t13. Sally Summer	65	Texas / Oct. 28, 1982
t13. Kristine Cousins	65	Loyola Marymount / Sept. 13, 1991
t15. Holly Schneider	64	Clemson / Nov. 16, 1995
t15. Holly Schneider	64	Virginia / Nov. 21, 1997
t15. Nicole Walch	64	Duke / Oct. 9, 2015

Attack Percentage

min. 10 Total Attacks

Player	Pct. (K-E-TA)	Opponent / Date
1. Mira Djuric	.917 (11-0-12)	North Carolina / Nov. 23, 2007
2. Aisha Thornton	.875 (14-0-16)	Georgia State / Sept. 13, 1997
3. Valerie Broussard	.867 (13-0-15)	South Florida / Nov. 25, 1994
t4. Julie Todd	.833	Southern Miss. / Oct. 9, 1987

t4. Ashley Neff	.833 (11-1-12)	Pittsburgh / Oct. 13, 2013
t4. Ashley Murray	.833 (10-0-12)	Florida A&M / Sept. 8, 2018
t7. Gabrielle Reece	.818 (10-0-12)	Cincinnati / Nov. 19, 1989
t7. Nicole Walch	.818 (10-1-11)	Central Arkansas / Sept. 13, 2014
t9. Valerie Broussard	.800 (10-1-11)	New Orleans / Oct. 21, 1995
t9. Eric Bunch	.800 (12-0-15)	NC State / Nov. 11, 2001
t9. Kiara Wright	.800 (20-0-25)	Syracuse / Nov. 23, 2014
12. Norisha Campbell	.789 (12-0-15)	Jacksonville / Sept. 13, 2000
t13. Twanna Walker	.769 (16-1-19)	Northern Arizona / Sept. 1, 1989
t13. Maggie Philgence	.769 (10-0-13)	Auburn / Oct. 21, 1990
t13. Susan Hawks	.769 (10-0-13)	NC State / Sept. 27, 1997
t13. Ashley Neff	.769 (10-0-13)	Wake Forest / Sept. 28, 2012
t13. Morgan Chacon	.769 (10-0-13)	Clemson / Feb. 13, 2021

Assists

Player	No.	Opponent / Date
1. Jennifer Anderson	87	Clemson / Nov. 22, 2002
2. Fiona Bolten	81	NC State / Nov. 21, 1997
t3. Jamie Hibbard	76	Texas-Arlington / Oct. 10, 1999
t3. Jennifer Anderson	76	Ball State / Sept. 9, 2000
5. Fiona Bolten	75	North Carolina / Oct. 31, 1997
t6. Sherry Cowling	74	Duke / Nov. 22, 1992
t6. Jennifer McCall	74	South Florida / Sept. 4, 1993
8. Jessica Skower	72	Houston / Sept. 10, 2005
t9. Jennifer Anderson	71	LSU / Sept. 20, 2002
t9. Jennifer Anderson	71	Clemson / Oct. 5, 2002
t11. Maureen McCarthy	70	Clemson / Nov. 16, 1995
t11. Kensity Zulueta	70	NC State / Oct. 19, 1996
t11. Fiona Bolten	70	Clemson / Nov. 1, 1998
t14. Jennifer McCall	68	Duke / Oct. 20, 1991



MATCH-BY-MATCH LEADERS (ALL-TIME)

t14. Jennifer Anderson 68 Georgia Tech / Oct. 6, 2002

Service Aces

Player	No.	Opponent / Date
t1. Amy Bronson	9	Northern Arizona / Sept. 1, 1989
t1. Luiza Ramos	9	Auburn / Sept. 3, 1993
t3. Maria Magoulas	7	Kentucky / Nov. 11, 1989
t3. Franci Rard	7	Rice / Sept. 19, 1993
t3. Deanna Bosschaert	7	DePaul / Sept. 16, 1994
t3. Sarah Griffin	7	Boston College / Oct. 28, 2005
19 tied with	6	Last Time:
t7. Emery Dupes	6	North Florida / Nov. 9, 2021

Digs

Player	No.	Opponent / Date
1. Julie Todd	42	Florida / Sept. 12, 1987
2. Cecilie Woie	40	Illinois State / Aug. 26, 2017
3. Luiza Ramos	38	Loyola Marymount / Sept. 13, 1991
4. Summer Weissing	37	NC State / Nov. 17, 2006
t5. Luiza Ramos	35	Virginia / Nov. 5, 1994
t5. Summer Weissing	35	Duke / Nov. 3, 2007
t5. Ashlee Moon	35	North Carolina / Oct. 17, 2008
t8. Maggie Philgence	34	Florida / Sept. 12, 1987
t8. Katie Mosher	34	Miami / Oct. 5, 2014
t8. Kelsey Wicinski	34	Notre Dame / Nov. 11, 2018
t11. Kensy Zulueta	33	Maryland / Nov. 13, 1998
t11. Katie Mosher	33	Nebraska / Aug. 29, 2014
t13. Joan Morris	32	California-Berkeley, Nov. 29, 1986
t13. Maggie Philgence	32	Georgia / Sept. 6, 1987
t13. Deanne Kaleta	32	Florida / Sept. 12, 1987
t13. Summer Weissing	32	North Carolina / Nov. 13, 2004

Solo Blocks

Player	No.	Opponent / Date
t1. Deanne Kaleta	8	South Florida / Sept. 5, 1987
t1. Bianca Stevens	8	Minnesota / Sept. 12, 1992
t3. Julie Todd	7	South Carolina / Nov. 23, 1986
t3. Deanne Kaleta	7	South Carolina / Nov. 23, 1986
t3. Deanne Kaleta	7	Georgia / Sept. 6, 1987
t3. Amanda Santos	7	Maryland / Nov. 14, 2003
t7. Marianne Tobolski	6	South Carolina / Oct. 4, 1985
t7. Julie Todd	6	North Carolina / Nov. 2, 1986
t7. Gabrielle Reece	6	UAB / Sept. 2, 1988
t7. Gabrielle Reece	6	Rice / Oct. 8, 1988
t7. Gabrielle Reece	6	Cincinnati / Oct. 28, 1988
t7. Gabrielle Reece	6	Minnesota / Sept. 3, 1989
18 tied with	5	Last Time:
t13. Taryn Knuth	5	Clemson / Feb. 13, 2021

Assisted Blocks

Player	No.	Opponent / Date
1. Julie Todd	17	Tulane / Oct. 16, 1987
t2. Julie Todd	14	Tennessee / Oct. 25, 1986
t2. Gabrielle Reece	14	Illinois-Chicago / Oct. 26, 1987
4. Ashley Neff	13	Georgia / Sept. 1, 2012
t5. Julie Todd	12	Jacksonville / Oct. 22, 1986
t5. Julie Todd	12	Pittsburgh / Oct. 25, 1986
t5. Julie Todd	12	Memphis / Oct. 30, 1987
t5. Ashley Neff	12	NC State / Oct. 9, 2011
t5. Sarah Burrington	12	North Carolina / Nov. 1, 2013
t5. Melanie Keil	12	Texas A&M / Sept. 1, 2016
t5. Taryn Knuth	12	Clemson / Nov. 22, 2017
14 tied with	11	Last Time:
t12. Taryn Knuth	11	Clemson / Feb. 13, 2021



MATCH-BY-MATCH LEADERS (ALL-TIME/ACC)

Kills

	<u>Player</u>	<u>No.</u>	<u>Opponent / Date</u>
t1.	Deanna Bosschaert	31	North Carolina / Sept. 24, 1994
t1.	Holly Schneider	31	NC State / Oct. 27, 1996
t1.	Nicole Walch	31	Duke / Oct. 9, 2015
t4.	Deanna Bosschaert	30	Virginia / Nov. 5, 1994
t4.	LaToya Presberry	30	Virginia / Oct. 27, 1995
t6.	Luiza Ramos	29	Maryland / Oct. 21, 1994
t6.	Luiza Ramos	29	Maryland / Nov. 18, 1994
t6.	Norisha Campbell	29	Maryland / Oct. 20, 2001
t6.	Kristen Rust	29	North Carolina / Oct. 15, 2004
t10.	Holly Schneider	28	Virginia / Oct. 27, 1995
t10.	Aisha Thornton	28	Duke / Oct. 17, 1997
t10.	Erica Bunch	28	Clemson / Nov. 22, 2002
t10.	Payton Caffrey	28	Louisville / Nov. 4, 2018
14.	Holly Schneider	27	Clemson / Oct. 7, 1995
t15.	Deanna Bosschaert	26	Duke / Nov. 22, 1992
t15.	LaToya Presberry	26	NC State / Oct. 19, 1996
t15.	Makini Thompson	26	Virginia / Nov. 10, 2006

Total Attacks

	<u>Player</u>	<u>No.</u>	<u>Opponent / Date</u>
1.	Deanna Bosschaert	77	North Carolina / Sept. 24, 1994
t2.	LaToya Presberry	68	NC State / Oct. 19, 1996
t2.	Holly Schneider	68	North Carolina / Oct. 31, 1997
4.	Luiza Ramos	66	North Carolina / Sept. 24, 1994
t5.	Holly Schneider	64	Clemson / Nov. 16, 1995
t5.	Holly Schneider	64	Virginia / Nov. 21, 1997
t5.	Nicole Walch	64	Duke / Oct. 9, 2015
t8.	LaToya Presberry	63	North Carolina / Oct. 14, 1995
t8.	Holly Schneider	63	Virginia / Oct. 27, 1995
t8.	Jennifer Werrick	63	Clemson / Sept. 26, 1998
t11.	Deanna Bosschaert	62	Duke / Nov. 22, 1992
t11.	Luiza Ramos	62	Maryland / Oct. 21, 1994
t11.	Holly Schneider	62	Georgia Tech / Nov. 22, 1997
t14.	Luiza Ramos	61	Maryland / Nov. 18, 1994
t14.	LaToya Presberry	61	North Carolina / Oct. 13, 1995
t14.	Holly Schneider	61	Clemson / Oct. 26, 1997
t14.	Nicole Walch	61	Louisville / Nov. 15, 2015

Attack Percentage

min. 10 Total Attacks

	<u>Player</u>	<u>Pct. (K-E-TA)</u>	<u>Opponent / Date</u>
1.	Mira Djuric	.917 (11-0-12)	North Carolina / Nov. 23, 2007
t2.	Eric Bunch	.800 (20-0-25)	NC State / Nov. 11, 2001
t2.	Kiara Wright	.800 (12-0-15)	Syracuse / Nov. 23, 2014
t4.	Susan Hawks	.769 (10-0-13)	NC State / Sept. 27, 1997
t4.	Ashley Neff	.769 (10-0-13)	Wake Forest / Sept. 28, 2012
t4.	Morgan Chacon	.769 (10-0-13)	Clemson / Feb. 13, 2021
t7.	Lauren Scott	.750 (9-0-12)	NC State / Nov. 18, 2005
t7.	Sarah Burrington	.750 (9-0-12)	Georgia Tech / Nov. 29, 2013
t7.	Milica Kubura	.750 (18-0-24)	Clemson / Nov. 23, 2016
t10.	Susan Hawks	.727 (8-0-11)	Wake Forest / Nov. 15, 1997
t10.	Brianna Barry	.727 (9-0-11)	Virginia / Sept. 27, 2009
t12.	Norisha Campbell	.722 (14-1-18)	Maryland / Oct. 2, 2001
t12.	Sareea Freeman	.722 (14-1-18)	Duke / Sept. 30, 2012
t14.	Mara Green	.722 (14-1-18)	Clemson / Nov. 23, 2016
15.	Aisha Thornton	.721 (15-0-21)	Wake Forest / Oct. 24, 1998

Assists

	<u>Player</u>	<u>No.</u>	<u>Opponent / Date</u>
1.	Jennifer Anderson	87	Clemson / Nov. 22, 2002
2.	Fiona Bolten	81	NC State / Nov. 21, 1997
3.	Fiona Bolten	75	North Carolina / Oct. 31, 1997
4.	Sherry Cowling	74	Duke / Nov. 22, 1992
5.	Jennifer Anderson	71	Clemson / Oct. 5, 2002
t6.	Maureen McCarthy	70	Clemson / Nov. 16, 1995
t6.	Kensy Zulueta	70	NC State / Oct. 19, 1996
t6.	Fiona Bolten	70	Clemson / Nov. 1, 1998
t9.	Jennifer McCall	68	Duke / Oct. 20, 1991



MATCH-BY-MATCH LEADERS (ALL-TIME/ACC)

t9.	Jennifer Anderson	68	Georgia Tech / Oct. 6, 2002
11.	Jessica Skower	67	North Carolina / Nov. 13, 2004
t12.	Sherry Cowling	66	Maryland / Nov. 11, 1992
t12.	Fiona Bolten	66	Wake Forest / Oct. 2, 1998
t12.	Fiona Bolten	66	North Carolina / Nov. 8, 1998
t12.	Jessica Skower	66	North Carolina / Oct. 15, 2004
t12.	Jessica Skower	66	Clemson / Oct. 30, 2004

Service Aces

	<u>Player</u>	<u>No.</u>	<u>Opponent / Date</u>
1.	Sarah Griffin	7	Boston College / Oct. 28, 2005
t2.	Deanna Bosschaert	6	Georgia Tech / Nov. 10, 1991
t2.	Luiza Ramos	6	Maryland / Oct. 16, 1993
t2.	Valerie Broussard	6	North Carolina / Oct. 13, 1995
t2.	Kristin Frye	6	Virginia / Nov. 3, 2002
t2.	Cassie McLaughlin	6	NC State / Nov. 1, 2003
t2.	Amanda Santos	6	Virginia Tech / Oct. 22, 2004
t2.	Zrinka Tomic	6	North Carolina / Oct. 6, 2006
t2.	Jackie BonSalle	6	Virginia Tech / Nov. 12, 2006
t2.	Mira Djuric	6	Duke / Sept. 28, 2007
t2.	Visnja Djurdjevic	6	North Carolina / Nov. 6, 2011
	16 tied with	5	Last Time:
t12.	Nicole Walch	5	Clemson / Nov. 2, 2014

Digs

	<u>Player</u>	<u>No.</u>	<u>Opponent / Date</u>
1.	Summer Weissing	37	NC State / Nov. 17, 2006
t2.	Luiza Ramos	35	Virginia / Nov. 5, 1994
t2.	Summer Weissing	35	Duke / Nov. 3, 2007
t2.	Ashlee Moon	35	North Carolina / Oct. 17, 2008
t5.	Katie Mosher	34	Miami / Oct. 5, 2014
t5.	Kelsey Wicinski	34	Notre Dame / Nov. 11, 2018
7.	Summer Weissing	32	North Carolina / Nov. 13, 2004
8.	Ashlee Moon	30	Clemson / Nov. 14, 2008
t9.	Franci Rard	29	Clemson / Nov. 20, 1993
t9.	Ashlee Moon	29	Miami / Sept. 19, 2008
t9.	Katie Mosher	29	Wake Forest / Oct. 2, 2011
t9.	Cecilie Woie	29	Notre Dame / Oct. 30, 2016
t9.	Cecilie Woie	29	Duke / Nov. 18, 2016
t14.	Summer Weissing	28	North Carolina / Nov. 20, 2005
t14.	Katie Mosher	28	Miami / Nov. 13, 2013
t14.	Cecilie Woie	28	NC State / Oct. 9, 2016

Solo Blocks

	<u>Player</u>	<u>No.</u>	<u>Opponent / Date</u>
1.	Amanda Santos	7	Maryland / Nov. 14, 2003
t2.	Bianca Stevens	5	Maryland / Oct. 18, 1991
t2.	Aisha Carr	5	Maryland / Nov. 14, 2003
t2.	Taryn Knuth	5	Clemson / Feb. 13, 2021
	21 tied with	4	Last Time:
t5.	Nicole Walch	4	Miami / Oct. 5, 2014

Assisted Blocks

	<u>Player</u>	<u>No.</u>	<u>Opponent / Date</u>
1.	Ashley Neff	13	Georgia Tech / Sept. 1, 2012
t2.	Ashley Neff	12	NC State / Oct. 9, 2011
t2.	Sarah Burrington	12	North Carolina / Nov. 1, 2013
t2.	Taryn Knuth	12	Clemson / Nov. 22, 2017
t5.	Taryn Knuth	11	Clemson / Feb. 13, 2021
t5.	Jordana Price	11	Wake Forest / Sept. 25, 2008
t5.	Lauren Young	11	NC State / Oct. 1, 2010
t5.	Ashley Neff	11	North Carolina / Nov. 1, 2013
t5.	Marija Milosavljevic	11	Wake Forest / Oct. 2, 2011
t5.	Ashley Neff	11	North Carolina / Oct. 7, 2011
t5.	Emma Clothier	11	Pittsburgh / Oct. 6, 2019
	12 tied with	10	Last Time:
t12.	Taryn Knuth	10	Syracuse / Oct. 20, 2019



ALL-TIME PLAYER STATISTICS (FRESHMEN)

Player	Year	Sets	K	K/S	AE	TA	Attack Pct.	Asts.	Ast/Set	SA	SE	SA/S	RE	D	D/Set	SB	AB	TB	B/S	BE
ANDERSON, Jennifer	2000	70	56	0.80	18	151	.252	880	12.57	10	7	0.14	0	129	1.84	2	36	38	0.54	1
ANTHONY, Nikki	2003	109	276	2.53	197	763	.104	6	0.06	2	5	0.02	16	86	0.79	12	26	38	0.35	5
ARNOLD, Laura	1994	101	3	0.03	2	16	.063	12	0.12	2	4	0.02	22	105	1.04	0	0	0	0.00	2
BAKER, Nikki	2006	20	1	0.05	3	10	-.200	124	6.20	6	8	0.30	0	13	0.65	1	3	4	0.20	2
BARRY, Brianna	2006	111	280	2.52	102	547	.325	17	0.15	0	0	0.00	0	32	0.29	11	98	109	0.98	21
BELVIN, Caitlin	2006	22	1	0.05	0	1	1.000	9	0.41	0	4	0.00	7	22	1.00	0	0	0	0.00	0
BIRKHOLZ, Shelly	1982		53	--	29	174	.138		--	11	8	--	6	3	--	3	18	21	--	2
BonSALLE, Jackie	2006	65	157	2.42	81	451	.169	1	0.02	9	14	0.14	0	30	0.46	3	18	21	0.32	2
BRIM, Mariah	2018	47	7	0.15	6	36	.028	0	0.00	0	0	0.00	0	6	0.13	1	40	41	0.87	4
BRITT, Kim	1984	65	26	0.40	12	74	.189	473	7.28	14		0.22	0	102	1.57	1	17	18	0.28	0
BRONSON, Amy	1988	103	155	1.50	39	404	.287	23	0.22	12	28	0.12	19	109	1.06	14	84	98	0.95	24
BROUSSARD, Valerie	1993	120	218	1.82	92	567	.222	30	0.25	26	61	0.22	5	244	2.03	19	83	102	0.85	26
BROWN, Julie	1979		68	--		318	.003	3	--		4	--		4	--				--	69
BUNCH, Erica	1999	102	244	2.39	145	829	.119	9	0.09	20	36	0.20	42	198	1.94	7	26	33	0.32	19
BURKERT, Brianne	2015	121	3	0.02	3	17	.000	611	5.05	27	28	0.22	1	203	1.68	0	2	2	0.02	1
BYRD, Brittany	2006	6	1	0.17	0	2	.500	0	0.00	0	0	0.00	0	2	0.33	0	0	0	0.00	0
CARMONA, Izzy	2013	85	168	1.98	55	414	.273	2	0.02	0	0	0.00	0	19	0.22	4	67	71	0.84	12
CARR, Aisha	2001	16	114	0.88	15	61	-.016	2	0.12	1	5	0.06	2	17	1.06	1	5	6	0.38	1
CHACON, Morgan	2018	3	0	0.00	1	3	-.333	0	0.00	0	1	0.00	2	3	1.00	0	0	0	0.00	0
CICHY, Jennifer	1990	11	0	0.00	1	2	.500	1	0.09	0	0	0.00	1	12	1.09	0	0	0	0.00	0
CIRACO, Adria	1991	41	6	0.15	3	17	.176	1	0.02	5	13	0.12	6	32	0.78	0	4	4	0.10	3
CLOTHIER, Emma	2019	105	140	1.33	55	332	.256	3	0.03	5	5	0.05	0	20	0.19	15	115	130	1.24	14
COLLINS, Alyssa	2019	14	0	0.00	0	0	.000	2	0.14	1	0	0.07	2	13	0.93	0	0	0	0	0
CONLEY, Sydney	2020	28	22	0.79	15	84	.083	2	0.07	1	2	0.04	2	15	0.54	1	15	16	0.57	1
CRAWFORD, Kim	2003	4	0	0.00	0	0	.000	0	0.00	0	0	0.00	0	2	0.50	0	0	0	0.00	0
CROSS, Alica	1979		128	--		394	.190	7	--		7	--		35	--				--	189
CULO, Bozena	2016	89	11	0.12	16	64	-.078	10	0.11	13	18	0.15	89	116	1.30	0	0	0	0.00	1
CUMIN, Brandi	1990	43	2	0.05	5	14	.214	37	0.86	2	7	0.05	10	35	0.81	0	2	2	0.05	0
DADOWSKI, Caroline	2012	11	0	0.00	0	0	.000	2	0.18	1	1	0.09	1	6	0.55	0	0	0	0.00	0
DADOWSKI, Laura	2012	76	0	0.00	0	0	.000	3	0.04	8	4	0.11	1	37	0.49	0	0	0	0.00	0
DENBOW, Ashley	2002	6	4	0.67	3	10	.100	0	0.00	1	1	0.17	1	1	0.17	0	0	0	0.00	0
DIAMOND, Patty	1993	33	7	0.21	4	21	.143	140	4.24	7	9	0.21	1	42	1.27	0	3	3	0.09	1
DIPERT, Courtney	1996	79	1	0.01	3	9	-.222	0	0.00	7	9	0.09	7	105	1.33	0	1	1	0.01	0
DRZEWIECKI, Alliya	2008	3	0	0.00	1	1	-1.000	0	0.00	0	0	0.00	1	11	3.67	0	0	0	0.00	0
DUDLEY, Drew	2008	26	0	0.00	0	0	.000	4	0.15	5	3	0.19	4	25	0.96	0	0	0	0.00	0
DUPE, Emery	2021	108	1	0.009	0	9	.111	80	0.741	29	35	0.27	27	419	3.88	0	0	0	0.00	0
DUZCELER, Duygu	2009	127	17	0.13	6	50	.220	683	5.38	41	32	0.32	1	123	0.97	0	0	0	0.00	5
ELL, Adrian	2018	106	25	0.24	16	102	.088	502	4.74	15	13	0.14	0	171	1.61	0	15	15	0.14	0
EKES, Skye	2021	43	76	1.77	41	193	.181	0	0	0	0	0.00	0	12	0.279	2	17	19	0.267	1
FORSTEN, Carol	1981	131	272	2.08	683	693	.261		0.00			0.00		47	0.36	7	62	69	0.53	15
FREEMAN, Sareea	2009	26	28	1.08	6	44	.500	0	0.00	0	0	0.00	0	1	0.04	3	18	21	0.81	3
FRYE, Kristin	1999	42	62	1.48	37	179	.140	24	0.57	10	15	0.24	26	77	1.83	1	27	28	0.67	5
FULLHART, Lynne	1985	120	255	2.13	144	543	.204	18	0.15	48	90	0.40	46	225	1.88	14	55	69	0.58	
GASPADAREK, Nancy	1986	133	143	1.08	51	481	.191	1216	9.14	35	13	0.26	0	364	2.74	3	60	63	0.47	35
GREEN, Mara	2012	64	90	1.41	40	236	.212	2	0.03	4	5	0.06	0	34	0.53	2	50	52	0.81	4
GRIFFIN, Sarah	2003	97	170	1.75	99	548	.130	12	0.12	25	29	0.26	43	166	1.71	4	21	25	0.26	2
HAMILTON, Martha	1999	0	0	0.00	0	0	.000	0	0.00	0	0	0.00	0	0	0.00	0	0	0	0.00	0
HARRIS, Valene	1985	54	31	0.57	9	96	.229	6	0.11	6	8	0.11	6	32	0.59	4	8	12	0.22	
HEMLEPP, Katie	1997	88	209	2.38	92	537	.218	34	0.39	24	48	0.27	20	159	1.81	1	33	34	0.39	4
HIBBARD, Jamie	1999	102	43	0.42	19	119	.202	1125	11.03	18	13	0.18	2	253	2.48	2	25	27	0.26	8
HOUGH, Dawn	1999	61	97	1.59	48	259	.189	11	0.18	13	30	0.21	24	60	0.98	11	31	42	0.69	16
HOUSH, Colette	1983	13	2	0.15	1	4	.250	28	2.15	5	2	0.38	0	8	0.62	0	0	0	0.00	1
JACKSON, Jametta	1984	39	38	0.97	11	76	.355	3	0.08	3		0.08	3	17	0.44	3	6	9	0.23	
JACKSON, Tiana	2017	31	38	1.23	7	69	.449	0	0.00	0	0	0.00	0	3	0.10	4	22	26	0.84	2
JOHNSON, Susan	1994	66	60	0.91	41	198	.096	8	0.12	23	38	0.35	8	72	1.09	4	19	23	0.35	10
JONES, Jennifer	1991	55	2	0.04	1	5	.200	5	0.09	9	16	0.16	0	64	1.16	0	0	0	0.00	0
KALETA, Deanne	1985	117	158	1.35	71	473	.184	59	0.50	17	31	0.15	31	149	1.27	11	45	56	0.48	
KELLY, Shannon	1987		95	--	45	315	.159	77	--	8	21	--	26	174	--	6	77	83	--	8
KNUTH, Taryn	2017	109	224	2.06	63	505	.319	15	0.14	15	19	0.14	1	73	0.67	22	140	162	1.49	20
KRAI, Donna	1982		43	--	21	132	.167		--	14	4	--	6	4	--	4	8	12	--	6
KOENIG, Audrey	2021	105	262	2.495	95	798	.209	5	0.048	0	1	0.00	8	63	0.60	4	31	35	0.21	2
KUBURA, Milica	2014	91	184	2.02	60	388	.320	3	0.03	0	0	0.00	0	31	0.34	4	59	63	0.69	5
LAGES, Shannon	1980	80	179	2.24	365	365	.360	8	0.10			0.00		12	1.15	6	16	22	0.28	7
LOTARSKI, Catie	1991	53	34	0.64	22	112	.107	1	0.02	7	5	0.13	23	69	1.30	1	12	13	0.25	4
LOUIS, Khori	2021	105	249	2.37	72	565	.313	1	0.01	0	0	0.00	0	28	0.27	16	86	102	0.69	13
LUKE, Hailey	2013	126	10	0.08	6	35	.114	605	4.80	25	13	0.20	0	175	1.39	0	1	1	0.01	0



ALL-TIME PLAYER STATISTICS (FRESHMEN)

Player	Year	Sets	K	K/S	AE	TA	Attack Pct.	Asts.	Ast/Set	SA	SE	SA/S	RE	D	D/Set	SB	AB	TB	B/S	BE
MAGOULAS, Maria	1986	135	32	0.24	17	130	.115	15	0.11	23	13	0.17	35	279	2.07	1	21	22	0.16	2
MARRAFFINO, Jennifer	1987		0	-	0	1	.000	40	-	1	0	-	0	4	-	0	0	0	-	0
McCALL, Jennifer	1990	117	100	0.85	37	283	.222	893	7.63	34	19	0.29	6	228	1.95	5	62	67	0.57	11
McCARTHY, Maureen	1994	103	65	0.63	27	208	.183	1101	10.69	30	87	0.29	28	200	1.94	3	28	31	0.30	6
McDONALD, Danielle	2004	16	20	1.25	10	58	.172	6	0.38	3	1	0.19	0	12	0.75	1	8	9	0.56	0
McLAUGHLIN, Cassie	2003	122	360	2.95	175	875	.211	68	0.56	44	106	0.36	27	271	2.22	7	74	81	0.66	24
MEYER, Ashley	2001	0	0	0.00	0	0	.000	0	0.00	0	0	0.00	0	0	0.00	0	0	0	0.00	0
MEYER, Debbie	1987		167	-	51	176	.660	21	-	4	7	-	39	0	-	7	3	10	-	0
MILJEVIC, Stasa	2016	45	32	0.71	11	96	.219	3	0.07	3	3	0.07	0	9	0.20	0	20	20	0.44	2
MONEYMAKER, Stacy	1983	8	11	1.38	16	39	-.128	1	0.13	1	0	0.13	1	1	0.13	0	4	4	0.50	1
MORGAN, Rachael	2008	97	168	1.73	71	542	.179	7	0.07	3	8	0.03	5	76	0.78	6	28	34	0.35	4
MORRIS, Joan	1983	57	82	1.44	42	212	.189	1	0.02	5	3	0.09	7	21	0.37	10	14	24	0.42	8
MOSHER, Katie	2010	4	8	2.00	4	21	.190	1	0.25	1	1	0.25	1	10	2.50	0	2	2	0.50	1
MUENSTERMAN, Gina	1985	10	4	0.40	6	17	-.117	2	0.20	2	4	0.20	1	4	0.40	0	2	2	0.20	
NEFF, Ashley	2010	52	40	0.77	24	126	.127	0	0.00	0	0	0.00	0	6	0.12	10	47	57	1.10	3
NEVILLE, Stephanie	2007	52	90	1.73	46	290	.152	2	0.04	0	6	0.00	7	33	0.63	3	12	15	0.29	1
NIEKAMP, Abby	2008	37	48	1.30	35	164	.079	4	0.11	0	1	0.00	0	14	0.38	3	15	18	0.49	1
NUNGE, Jessica	2019	43	36	0.84	18	150	.120	2	0.05	3	1	0.07	1	46	1.07	0	28	28	0.65	5
OMAR, Kameelah	2001	111	4	0.04	3	26	.038	12	0.11	18	25	0.16	18	177	1.59	0	0	0	0.00	0
ORLOWSKI, Jennifer	2002	66	2	0.03	2	9	.000	4	0.06	3	11	0.05	23	143	2.17	0	1	1	0.02	0
PALGUT, Karyn	1981	132	309	2.34	677	677	.305		0.00			0.00		30	0.23	8	64	72	0.55	3
PELE, Cerina	2000	78	23	0.29	14	105	.086	33	0.42	15	18	0.19	13	141	1.81	0	4	4	0.05	1
PHILGENCE, Maggie	1987		414	-	128	1006	.284	20	-	21	16	-	19	162	-	20	93	113	-	15
PITCHFORD, Ava	2021	19	4	0.21	2	9	.222	82	3.32	1	3	0.05	0	12	0.63	1	3	4	0.18	1
PLATTNER, Julie	1986	105	135	1.29	55	397	.202	38	0.36	23	22	0.22	28	246	2.34	3	51	54	0.51	9
PREOCANIN, Sonia	1993	7	4	0.57	6	15	-.133	1	0.14	3	1	0.43	3	2	0.29	0	2	2	0.29	1
PRESBERRY, LaTOYA	1995	100	333	3.33	165	935	.180	8	0.08	15	30	0.15	44	279	2.79	4	40	44	0.44	4
RAMOS, Luiza	1991	111	371	3.34	213	889	.177	44	0.40	31	57	0.28	30	419	3.77	10	30	40	0.36	8
RARD, Marci	1987		2	-	4	14	-.142	0	-	1	0	-	1	1	-	3	2	5	-	3
REECE, Gabrielle	1987		178	-	79	425	.233	3	-	1	9	-	4	43	-	43	132	175	-	23
RICHARDSON, Lauren	2007	57	123	2.16	69	358	.151	5	0.09	8	20	0.14	8	56	0.98	1	14	15	0.26	3
RICKERTSEN, Sarah	1995	87	15	0.17	15	68	.000	22	0.25	5	9	0.06	21	150	1.72	0	8	8	0.09	1
RIVERA, Gabrielle	2005	72	102	1.42	54	266	.180	4	0.06	14	36	0.19	1	43	0.60	9	57	66	0.92	12
ROBERTS, Taylor	2018	98	0	0.00	0	1	.000	18	0.18	11	5	0.11	25	174	1.78	0	0	0	0.00	0
ROMANELLI, Jenna	2007	47	0	0.00	0	1	.000	5	0.11	8	16	0.17	15	48	1.02	0	0	0	0.00	0
ROSENTHAL, Lauren	2007	54	26	0.48	13	86	.151	467	8.65	13	16	0.24	0	65	1.20	1	14	15	0.28	1
ROYSTER-CROCKETT, Mari	2005	59	131	2.22	76	398	.138	10	0.17	10	21	0.17	5	85	1.44	6	10	16	0.27	2
RUST, Kristen	2002	17	31	1.82	24	85	.082	1	0.06	3	1	0.18	1	19	1.12	0	3	3	0.18	0
SANDERS, Marie	1980	116	27	0.23	44	44	.480	565	4.87			0.00		40	0.34	3	16	19	0.16	7
SCHNEIDER, Holly	1995	109	411	3.77	174	1035	.229	20	0.18	29	65	0.27	32	303	2.78	4	34	38	0.35	4
SEVILLANO, Alex	1999	64	42	0.66	43	160	-.006	3	0.05	5	8	0.08	10	61	0.95	1	6	7	0.11	1
SKOWER, Jessica	2003	105	55	0.52	21	171	.199	604	5.75	1	8	0.01	0	29	0.28	5	65	70	0.67	11
SMITH, Sherry	1984	51	79	1.55	41	219	.173	7	0.14	20		0.39	18	55	1.08	3	21	24	0.47	
SORENSEN, Heidi	1994	1	0	0.00	0	0	.000	0	0.00	0	1	0.00	0	0	0.00	0	0	0	0.00	1
STEVENS, Bianca	1989	6	3	0.50	2	9	.111	1	0.17	0	2	0.00	0	7	1.17	0	1	1	0.17	3
SULLIVAN, Madison	2016	54	1	0.02	0	4	.250	3	0.06	6	3	0.11	6	93	1.72	0	0	0	0.00	0
SUMMER, Sally	1980	130	150	1.15		296	.400	25	0.19			0.00		37	0.28	1	18	19	0.15	6
SUTCLIFFE, Marybeth	1987		31	-	19	103	.120	19	-	34	23	-	13	223	-	2	14	16	-	3
TESSIER, Lily	2019	105	7	0.07	5	41	.049	617	5.88	15	11	1.68	1.60	1	0	9	9	0.09	5	8
THORNTON, Aisha	1996	104	317	3.05	130	709	.264	3	0.03	4	22	0.04	1	49	0.47	40	80	120	1.15	27
TOBOLSKI, Marianne	1985	119	218	1.83	81	651	.210	30	0.25	20	56	0.17	26	163	1.37	45	89	134	1.13	
TODD, Julie	1984	107	275	2.57	141	595	.225	31	0.29	33		0.31	30	148	1.38	9	94	103	0.96	
VISSER, Tara	1999	13	5	0.38	2	7	.429	65	5.00	1	2	0.08	1	15	1.15	0	2	2	0.15	0
WALCH, Nicole	2012	46	73	1.59	42	209	.148	2	0.04	2	13	0.04	3	37	0.80	1	19	20	0.43	2
WALKER, Lauren	2004	3	1	0.33	0	1	1.000	0	0.00	0	0	0.00	0	2	0.67	0	0	0	0.00	0
WALKER, Twanna	1985	4	3	0.75	3	10	.000	0	0.00	1	0	0.25	1	3	0.75	0	0	0	0.00	
WARMAN, Lisa	1981	1	2	2.00		3	.333		0.00			0.00		0	0.00	0	0	0	0.00	0
WEISSING, Summer	2004	109	3	0.03	0	8	.375	22	0.20	28	35	0.26	29	399	3.66	0	0	0	0.00	0
WERRICK, Jennifer	1997	51	175	3.43	86	454	.196	3	0.06	10	16	0.20	12	168	3.29	1	18	19	0.37	0
WESSEL, Malorie	2006	84	210	2.50	107	490	.210	27	0.32	43	69	0.51	7	108	1.29	2	20	22	0.26	6
WICKSTROM, Sarah	2011	129	9	0.07	4	39	.128	642	4.98	20	16	0.16	0	217	1.68	0	0	0	0.00	0
WILLIAMS, Deja	2017	88	71	0.81	33	193	.197	3	0.03	0	0	0.00	0	21	0.24	9	82	91	1.03	9
WILSON, Taylor	2007	8	0	0.00	0	0	.000	0	0.00	0	1	0.00	0	6	0.75	0	0	0	0.00	0
WOIE, Cecilie	2014	47	0	0.00	0	0	.000	1	0.02	2	8	0.04	0	8	0.17	0	0	0	0.00	0
YILDIRIM, Fatma	2009	124	232	1.87	86	638	.229	23	0.19	23	33	0.19	20	344	2.77	4	35	39	0.31	8
YOUNG, Jackie	1981	2	0	0.00		0	.000		0.00			0.00		0	0.00	0	0	0	0.00	0



SEASON STATISTICAL LEADERS (FRESHMEN)

Sets Played

No.	Player	Season	Total
1.	Maria Magoulas	1986	135
2.	Nancy Gaspadarek	1986	133
3.	Karyn Palgut	1981	132
4.	Carol Forsten	1981	131
5.	Sally Summer	1980	130
6.	Sarah Wickstrom	2011	129
7.	Duygu Duzceler	2009	127
8.	Hailey Luke	2013	126
9.	Fatma Yildirim	2009	124
10.	Cassie McLaughlin	2003	122
11.	Brianne Burkert	2015	121
t12.	Lynne Fullhart	1985	120
t12.	Valerie Broussard	1993	120
14.	Marianne Tobolski	1985	119
t15.	Deanne Kaleta	1985	117
t15.	Jennifer McCall	1990	117

Kills

No.	Player	Season	Total
1.	Maggie Philgence	1987	414
2.	Holly Schneider	1995	411
3.	Luiza Ramos	1991	371
4.	Cassie McLaughlin	2003	360
5.	LaToya Preberry	1995	333
6.	Aisha Thornton	1996	317
7.	Karyn Palgut	1981	309
8.	Brianna Barry	2006	280
9.	Nikki Anthony	2003	276
10.	Julie Todd	1984	275
11.	Carol Forsten	1981	272
12.	Audrey Koenig	2021	262
13.	Lynne Fullhart	1985	255
14.	Morgan Chacon	2019	254
15.	Khori Louis	2021	249

Kills/Set

min. 50 sets

No.	Player	Season	Sets	K	K/Set
1.	Holly Schneider	1995	109	411	3.77
2.	Jennifer Werrick	1997	51	175	3.43
3.	Luiza Ramos	1991	111	371	3.34
4.	LaToya Preberry	1995	100	333	3.33
5.	Aisha Thornton	1996	104	317	3.05
6.	Cassie McLaughlin	2003	122	360	2.95
7.	Julie Todd	1984	107	275	2.57
8.	Nikki Anthony	2003	109	276	2.53
9.	Brianna Barry	2006	111	280	2.52

10.	Morgan Chacon	2019	101	254	2.51
t11.	Audrey Koenig	2021	105	262	2.50
t11.	Malorie Wessel	2006	84	210	2.50
13.	Jackie BonSalle	2006	65	157	2.42
14.	Erica Bunch	1999	102	244	2.39
15.	Katie Hemlepp	1997	88	209	2.38

Total Attacks

No.	Player	Season	Total
1.	Holly Schneider	1995	1035
2.	Maggie Philgence	1987	1006
3.	LaToya Preberry	1995	935
4.	Luiza Ramos	1991	889
5.	Cassie McLaughlin	2003	875
6.	Erica Bunch	1999	829
7	Audrey Koenig	2021	798
8.	Morgan Chacon	2019	786
9.	Nikki Anthony	2003	763
10.	Aisha Thornton	1996	709
11.	Carol Forsten	1981	693
12.	Karyn Palgut	1981	677
13.	Marianne Tobolski	1985	651
14.	Fatma Yildirim	2009	638
15.	Julie Todd	1984	595

Attack Percentage

min. 100 total attacks

No.	Player	Season	Sets	Kills-Errors-TA	Pct.
1.	Debbie Meyer	1987	--	167-51-176	.660
2.	Sally Summer	1980	130	150-NA-296	.400
3.	Shannon Lages	1980	80	179-NA-365	.360
4.	Brianna Barry	2006	111	280-102-547	.325
5.	Milica Kubura	2014	91	184-60-388	.320
6.	Taryn Knuth	2017	109	224-63-505	.319
7	Khori Louis	2021	105	249-72-565	.313
8.	Karyn Palgut	1981	132	309-NA-677	.305
9.	Amy Bronson	1988	103	155-39-404	.287
10.	Maggie Philgence	1987	--	414-218-1006	.284
11.	Izzy Carmona	2013	85	168-55-414	.273
12.	Aisha Thornton	1996	104	317-130-709	.264
13.	Carol Forsten	1981	131	272-NA-693	.261
14.	Emma Clothier	2019	105	140-55-332	.256
15.	Jennifer Anderson	2000	70	56-18-151	.252



SEASON STATISTICAL LEADERS (FRESHMEN)

Assists

No.	Player	Season	Total
1.	Nancy Gaspadarek	1986	1216
2.	Jamie Hibbard	1999	1125
3.	Maureen McCarthy	1994	1101
4.	Jennifer McCall	1990	893
5.	Jennifer Anderson	2000	880
6.	Kensy Zulueta	1996	802
7.	Duygu Duzceler	2009	683
8.	Sarah Wickstrom	2011	642
9.	Lily Tessier	2019	617
10.	Brianne Burkert	2015	611
11.	Hailey Luke	2013	605
12.	Jessica Skower	2003	604
13.	Marie Sanders	1980	565
14.	Adrian Ell	2018	502
15.	Kim Britt	1984	473

Assists/Set

min. 50 sets

No.	Player	Season	Sets	A	A/Set
1.	Jennifer Anderson	2000	70	880	12.57
2.	Jamie Hibbard	1999	102	1125	11.03
3.	Maureen McCarthy	1994	103	1101	10.69
4.	Nancy Gaspadarek	1986	133	1216	9.14
5.	Kensy Zulueta	1996	91	802	8.81
6.	Lauren Rosenthal	2007	54	467	8.65
7.	Jennifer McCall	1990	117	893	7.63
8.	Kim Britt	1984	65	473	7.28
9.	Lily Tessier	2019	105	617	5.88
10.	Jessica Skower	2003	105	604	5.75
11.	Duygu Duzceler	2009	127	683	5.38
12.	Brianne Burkert	2015	121	611	5.05
13.	Sarah Wickstrom	2011	129	642	4.98
14.	Marie Sanders	1980	116	565	4.87
15.	Hailey Luke	2013	126	605	4.80

Service Aces

No.	Player	Season	Total
1.	Lynne Fullhart	1985	48
2.	Cassie McLaughlin	2003	44
3.	Malorie Wessel	2006	43
4.	Duygu Duzceler	2009	41
5.	Nancy Gaspadarek	1986	35
t6.	Marybeth Sutcliffe	1987	34
t6.	Jennifer McCall	1990	34
8.	Julie Todd	1984	33
9.	Luiza Ramos	1991	31

10.	Maureen McCarthy	1994	30
t11.	Emery Dupes	2021	29
t11.	Holly Schneider	1995	29
13.	Summer Weissing	2004	28
14.	Brianne Burkert	2015	27
15.	Valerie Broussard	1993	26

Service Aces Per Set

min. 50 sets

	Player	Season	Sets	SA	SA/Set
1.	Malorie Wessel	2006	84	43	0.51
2.	Lynne Fullhart	1985	120	48	0.40
3.	Sherry Smith	1984	51	20	0.39
4.	Cassie McLaughlin	2003	122	44	0.36
5.	Susan Johnson	1994	66	23	0.35
6.	Duygu Duzceler	2009	127	41	0.32
7.	Julie Todd	1984	107	33	0.31
t8.	Maureen McCarthy	1994	103	30	0.29
t8.	Jennifer McCall	1990	117	34	0.29
10.	Luiza Ramos	1991	111	31	0.28
t11.	Emery Dupes	2021	108	29	0.27
t11.	Holly Schneider	1995	109	29	0.27
t11.	Katie Hemlepp	1997	88	24	0.27
t14.	Nancy Gaspadarek	1986	133	35	0.26
t14.	Kensy Zulueta	1996	91	24	0.26
t14.	Sarah Griffin	2003	97	25	0.26
t14.	Summer Weissing	2004	109	28	0.26

Digs

No.	Player	Season	Total
t1.	Emery Dupes	2021	419
t1.	Luiza Ramos	1991	419
2.	Summer Weissing	2004	399
3.	Nancy Gaspadarek	1986	364
4.	Fatma Yildirim	2009	344
5.	Morgan Chacon	2019	320
6.	Holly Schneider	1995	303
t7.	Maria Magoulas	1986	279
t7.	LaToya Preberry	1995	279
9.	Cassie McLaughlin	2003	271
10.	Jamie Hibbard	1999	253
11.	Julie Plattner	1986	246
12.	Valerie Broussard	1993	244
13.	Jennifer McCall	1990	228
14.	Lynne Fullhart	1985	225
15.	Marybeth Sutcliffe	1987	223



SEASON STATISTICAL LEADERS (FRESHMEN)

Digs Per Set

min. 50 sets

	<u>Player</u>	<u>Season</u>	<u>Sets</u>	<u>D</u>	<u>D/Set</u>
1.	Emery Dupes	2021	108	419	3.88
2.	Luiza Ramos	1991	111	419	3.77
3.	Summer Weissing	2004	109	399	3.66
4.	Jennifer Werrick	1997	51	168	3.29
5.	Morgan Chacon	2019	101	320	3.17
6.	LaToya Preberry	1995	100	279	2.79
7.	Holly Schneider	1995	109	303	2.78
8.	Fatma Yildirim	2009	124	344	2.77
9.	Nancy Gaspadarek	1986	133	364	2.74
10.	Jamie Hibbard	1999	102	253	2.48
11.	Julie Plattner	1986	105	246	2.34
12.	Cassie McLaughlin	2003	122	271	2.22
13.	Jennifer Orlowski	2002	66	143	2.17
14.	Maria Magoulas	1986	135	279	2.07
15.	Valerie Broussard	1993	120	244	2.03

Solo Blocks

<u>No.</u>	<u>Player</u>	<u>Season</u>	<u>Total</u>
1.	Marianne Tobolski	1985	45
2.	Gabrielle Reece	1987	43
3.	Vicki Zinkil	1989	41
4.	Aisha Thornton	1996	40
5.	Taryn Knuth	2017	22
6.	Maggie Philgence	1987	20
7.	Valerie Broussard	1993	19
8.	Khori Louis	2021	16
9.	Emma Clothier	2019	15
t10.	Lynne Fullhart	1985	14
t10.	Amy Bronson	1988	14
12.	Nikki Anthony	2003	12
t13.	Deanne Kaleta	1985	11
t13.	Dawn Hough	1999	11
t13.	Brianna Barry	2006	11

Assisted Blocks

<u>No.</u>	<u>Player</u>	<u>Season</u>	<u>Total</u>
1.	Taryn Knuth	2017	140
2.	Gabrielle Reece	1987	132
3.	Vicki Zinkil	1989	127
4.	Emma Clothier	2019	115
5.	Brianna Barry	2006	98
6.	Julie Todd	1984	94
7.	Maggie Philgence	1987	93
8.	Deion Williams	2017	91

9.	Marianne Tobolski	1985	89
10.	Khori Louis	2021	86
10.	Amy Bronson	1988	84
11.	Valerie Broussard	1993	83
12.	Aisha Thornton	1996	80
13.	Shannon Kelly	1987	77
14.	Cassie McLaughlin	2003	74
15.	Izzy Carmona	2013	67

Total Blocks

<u>No.</u>	<u>Player</u>	<u>Season</u>	<u>Total</u>
1.	Gabrielle Reece	1987	175
2.	Vicki Zinkil	1989	168
3.	Taryn Knuth	2017	162
4.	Marianne Tobolski	1985	134
5.	Emma Clothier	2019	130
6.	Aisha Thornton	1996	120
7.	Maggie Philgence	1987	113
8.	Brianna Barry	2006	109
9.	Julie Todd	1984	103
t10.	Khori Louis	2021	102
t10.	Valerie Broussard	1993	102
12.	Amy Bronson	1988	98
13.	Deja Williams	2017	91
14.	Shannon Kelly	1987	83
15.	Cassie McLaughlin	2003	81

Blocks Per Set

min. 50 total blocks

<u>No.</u>	<u>Player</u>	<u>Season</u>	<u>Sets</u>	<u>S-A-TB</u>	<u>B/Set</u>
1.	Vicki Zinkil	1989	100	41-127-168	1.68
2.	Taryn Knuth	2017	109	22-140-162	1.49
3.	Emma Clothier	2019	105	15-115-130	1.24
4.	Aisha Thornton	1996	104	40-80-120	1.15
5.	Marianne Tobolski	1985	119	45-89-134	1.13
6.	Ashley Neff	2010	52	10-47-57	1.10
7.	Deion Williams	2017	88	9-82-91	1.03
8.	Brianna Barry	2006	111	11-98-109	0.98
9.	Khori Louis	2021	105	16-86-102	0.97
10.	Julie Todd	1984	107	9-94-103	0.96
11.	Amy Bronson	1988	103	14-84-98	0.95
12.	Gabrielle Rivera	2005	72	9-57-66	0.92
13.	Valerie Broussard	1993	120	19-83-102	0.85
14.	Izzy Carmona	2013	85	4-67-71	0.84
15.	Mara Green	2012	64	2-50-52	0.81



TEAM STATISTICS (RALLY)

Sets Played

No.	Season	SP
1.	2002	131
2.	2010	130
3.	2011	129
4.	2009	127
5.	2016	126
6.	2013	126
7.	2014	124
8.	2003	123
9.	2015	122
10.	2005	116
11.	2012	114
12.	2008	111
13.	2006	111
14.	2001	111
15.	2007	110

Kills

No.	Season	Kills
1.	2002	1992
2.	2011	1802
3.	2003	1795
4.	2013	1757
5.	2009	1746
6.	2014	1734
7.	2006	1734
8.	2004	1714
9.	2010	1705
10.	2001	1689
11.	2005	1663
12.	2015	1654
13.	2007	1646
14.	2016	1635
15.	2012	1608

Kills/Set

No.	Season	SP	Kills	Kills/Set
1.	2004	109	1714	15.72
2.	2006	111	1734	15.62
3.	2001	111	1689	15.22
4.	2002	131	1992	15.21
5.	2007	110	1646	14.96
6.	2003	123	1795	14.59
7.	2005	116	1663	14.34
8.	2012	114	1608	14.11
9.	2014	124	1734	13.98
10.	2011	129	1802	13.97

11.	2013	126	1757	13.94
12.	2009	127	1746	13.75
13.	2018	109	1485	13.62
14.	2015	122	1654	13.56
15.	2017	109	1442	13.23

Total Attacks

No.	Season	Total Attacks
1.	2011	4754
2.	2002	4612
3.	2003	4592
4.	2005	4546
5.	2010	4467
6.	2013	4304
7.	2016	4223
8.	2004	4178
9.	2001	4138
10.	2006	4115
11.	2015	4113
12.	2007	4106
13.	2014	4092
14.	2009	4038
15.	2017	3994

Attack Percentage

No.	Season	SP	K-E-T	Attack Pct.
1.	2009	127	1746-536-4038	.300
2.	2012	114	1608-526-3927	.276
3.	2014	124	1734-607-4092	.275
	2020	65	819-242-2095	.275
5.	2018	109	1485-483-3718	.269
6.	2015	122	1654-559-4113	.266
7.	2013	126	1757-610-4304	.266
8.	2006	111	1734-640-4115	.266
9.	2011	129	1802-569-4754	.259
10.	2002	131	1992-801-4612	.258
11.	2016	126	1635-591-4223	.247
12.	2001	111	1689-669-4138	.246
13.	2019	105	1311-457-3515	.243
14.	2010	130	1705-632-4467	.240
15.	2008	111	1460-542-3849	.239

Assists

No.	Season	Assists
1.	2002	1869
2.	2003	1671
3.	2013	1635
4.	2014	1625



TEAM STATISTICS (RALLY)

5.	2011	1625
6.	2009	1600
7.	2006	1592
8.	2004	1572
9.	2010	1560
10.	2016	1546
11.	2015	1546
12.	2001	1541
13.	2005	1510
14.	2007	1503
15.	2012	1476

Assists/Set

No.	Season	SP	Assists	Assists/Set
1.	2004	109	1572	14.42
2.	2006	111	1592	14.34
3.	2002	131	1869	14.27
4.	2001	111	1541	13.88
5.	2007	110	1503	13.66
6.	2003	123	1671	13.59
7.	2014	124	1625	13.10
8.	2005	116	1510	13.02
9.	2013	126	1635	12.98
10.	2012	114	1476	12.95
11.	2018	109	1387	12.72
12.	2015	122	1546	12.67
13.	2011	129	1625	12.60
14.	2009	127	1600	12.60
15.	2017	109	1359	12.47

Service Aces

No.	Season	Service Aces
1.	2007	226
2.	2006	225
3.	2009	186
4.	2002	186
5.	2001	181
6.	2005	169
7.	2004	164
8.	2003	158
9.	2021	156
10.	2013	146
11.	2014	144
12.	2008	141
13.	2010	137
14.	2015	129
15.	2016	124

Service Aces/Set

No.	Season	SP	Service Aces	Service Aces/Set
1.	2007	110	226	2.05
2.	2006	111	225	2.03
3.	2020	65	107	1.65
4.	2001	111	181	1.63
5.	2004	109	164	1.50
6.	2009	127	186	1.46
7.	2005	116	169	1.46
8.	2021	108	156	1.44
9.	2002	131	186	1.42
10.	2003	123	158	1.28
11.	2008	111	141	1.27
12.	2014	124	144	1.16
13.	2013	126	146	1.16
14.	2019	105	121	1.15
15.	2012	114	122	1.07

Digs

No.	Season	Digs
1.	2011	2070
2.	2013	1874
3.	2016	1854
4.	2010	1791
5.	2017	1771
6.	2005	1738
7.	2021	1730
8.	2015	1728
9.	2014	1727
10.	2012	1705
11.	2008	1681
12.	2004	1662
13.	2003	1659
t14.	2009	1626
t14.	2018	1626

Digs/Set

No.	Season	SP	Digs	Digs/Set
1.	2017	109	1771	16.25
2.	2011	129	2070	16.05
3.	2021	108	1730	16.02
4.	2019	105	1612	15.35
5.	2004	109	1662	15.25
6.	2008	111	1681	15.14
7.	2005	116	1738	14.98
8.	2012	114	1705	14.96
9.	2018	109	1626	14.92



TEAM STATISTICS (RALLY)

10.	2013	126	1874	14.87
11.	2016	126	1854	14.71
12.	2006	111	1573	14.17
13.	2015	122	1728	14.16
14.	2001	111	1564	14.09
15.	2014	124	1727	13.93

Solo Blocks

No.	Season	Solo Blocks
1.	2003	103
2.	2005	89
3.	2004	86
4.	2002	70
5.	2008	69
6.	2016	67
7.	2012	66
8.	2009	66
9.	2014	63
10.	2011	63
11.	2013	61
12.	2001	61
13.	2018	59
14.	2015	53
15.	2006	52

Assisted Blocks

No.	Season	Assisted Blocks
1.	2011	644
2.	2015	634
3.	2014	588
4.	2013	572
5.	2016	568
6.	2010	546
7.	2019	522
8.	2018	504
9.	2012	497
10.	2009	493
11.	2017	486
12.	2002	464
13.	2005	452
14.	2004	439
15.	2003	438

Total Blocks

No.	Season	Total Blocks
1.	2011	385
2.	2015	370
3.	2014	357
4.	20016	351
5.	2013	347
6.	2003	322
7.	2010	315
8.	2005	315
9.	2012	314.5
10.	2009	312.5
t11.	2018	311
t11.	2019	311
13.	2004	305.5
14.	2002	302
15.	2017	291

Blocks/Set

No.	Season	SP	Solo-Ast.-Total	Blocks/Set
1.	2015	122	53-634-370	3.03
2.	2011	129	63-644-385	2.98
3.	2019	105	50-522-311	2.96
4.	2014	124	63-588-357	2.88
5.	2018	109	59-504-311	2.85
6.	2004	109	86-439-305.5	2.80
7.	2016	126	67-568-351	2.79
8.	2012	114	66-497-314.5	2.76
9.	2013	126	61-572-347	2.75
10.	2005	116	89-452-315	2.72
11.	2017	109	48-486-291	2.67
12.	2003	123	103-438-322	2.62
13.	2020	65	26-282-167	2.57
14.	2001	111	61-432-277	2.50
15.	2009	127	66-493-312.5	2.46



CAREER STATISTICAL LEADERS (RALLY)

Sets Played

No.	Player	Season	Total
1.	Duygu Duzceler	2009-12	500
2.	Sarah Wickstrom	2011-14	489
3.	Katie Mosher	2010-14	488
4.	Hailey Luke	2013-16	485
t5.	Rachael Morgan	2008-11	443
t5.	Milica Kubura	2014-17	443
t7.	Summer Weissing	2004-07	441
t7.	Brianne Burkert	2015-18	441
9.	Jessica Skower	2003-06	432
10.	Sarah Griffin	2003-06	428
11.	Brianna Barry	2006-09	422
12.	Ashley Neff	2010-13	418
13.	Stephanie Neville	2007-10	415
14.	Cerina Pele	2000-03	414
15.	Nicole Walch	2012-15	413

Kills

No.	Player	Season	Total
1.	Nicole Walch	2012-15	1466
2.	Milica Kubura	2014-17	1222
3.	Brianna Barry	2006-09	1128
4.	Makini Thompson	2005-07	1067
5.	Kristen Rust	2002-05	1038
6.	Aisha Carr	2001-04	963
7.	Stephanie Neville	2007-10	957
8.	Payton Caffrey	2018-19	879
9.	Rachael Morgan	2008-11	857
10.	Alex Sevillano	2001-02	804
11.	Christina Ambrose	2015-18	775
12.	Visnja Djurdjevic	2010-11	764
13.	Erica Bunch	2001-02	754
14.	Mira Djuric	2007, 09	739
15.	Ashley Neff	2010-13	727

Kills/Set

No.	Player	Season	Sets	K	K/Set
1.	Norisha Campbell	2001	111	488	4.40
2.	Payton Caffrey	2018-19	209	879	4.21
3.	Nicole Walch	2012-15	413	1466	3.55
4.	Erica Bunch	2001-02	221	754	3.41
5.	Alex Sevillano	2001-02	242	804	3.32
6.	Makini Thompson	2005-07	328	1067	3.25
7.	Kristen Rust	2002-05	331	1038	3.14
t8.	Mira Djuric	2007, 09	236	739	3.13
t8.	Visnja Djurdjevic	2010-11	244	764	3.13
10.	Andreza Santos	2004-05	151	456	3.02

11.	Kristin Frye	2001-02	240	721	3.00
12.	Jekaterina Stepanova	2010-11	232	694	2.99
13.	Milica Kubura	2014-17	443	1222	2.76
14.	Brianna Barry	2006-09	422	1128	2.67
15.	Cassie McLaughlin	2003-04	182	479	2.63

Total Attacks

No.	Player	Season	Total
1.	Nicole Walch	2012-15	3569
2.	Makini Thompson	2005-07	2802
3.	Milica Kubura	2014-17	2748
4.	Kristen Rust	2002-05	2685
5.	Katie Horton	2014-16	2530
6.	Rachael Morgan	2008-11	2443
7.	Stephanie Neville	2007-10	2416
8.	Christina Ambrose	2015-18	2270
9.	Brianna Barry	2006-09	2204
10.	Morgan Chacon	2018-21	2175
11.	Payton Caffrey	2018-19	2150
12.	Visnja Djurdjevic	2010-11	2074
13.	Sarah Griffin	2003-06	1979
14.	Alex Sevillano	2001-02	1963
15.	Aisha Carr	2001-04	1938

Attack Percentage

min. 500 total attacks

No.	Player	Season	Sets	Kills-Errors-TA	Pct.
t1.	Brianna Barry	2006-09	422	1128-315-2204	.369
t1.	Sarah Burrington	2013-15	364	709-157-1496	.369
3.	Taryn Knuth	2017-20	373	813-177-1729	.368
4.	Norisha Campbell	2001	111	488-136-961	.366
5.	Sareea Freeman	2009-12	372	666-187-1345	.356
6.	Emma Clothier	2019-Pres.	274	592-167-1233	.345
7.	Ashley Neff	2010-13	418	727-201-1584	.332
8.	Amanda Santos	2003-04	213	543-174-1119	.330
9.	Aisha Carr	2001-04	368	963-332-1938	.326
10.	Lauren Young	2006-08, 10	197	254-77-563	.314
11.	Jordana Price	2007-09	307	686-204-1548	.311
12.	Milica Kubura	2014-17	443	1222-388-2748	.303
13.	Mara Green	2012-13, 15-16	273	442-152-982	.298
14.	Dawn Hough	2001-02	187	412-146-927	.287
15.	Payton Caffrey	2018-19	209	879-269-2150	.284



CAREER STATISTICAL LEADERS (RALLY)

Assists

No.	Player	Season	Total
1.	Jennifer Anderson	2001-03	4027
2.	Jessica Skower	2003-06	2991
3.	Nikki Baker	2006-09	2949
4.	Duygu Duzceler	2009-12	2915
5.	Sarah Wickstrom	2011-14	2915
6.	Brianne Burkert	2015-18	2839
7.	Hailey Luke	2013-16	2580
8.	Lily Tessier	2018-21	1765
9.	Zrinka Tomic	2005-06	1583
10.	Adrian Ell	2018-20	968
11.	Patricia Figueiredo	2010	619
12.	Olivia Dailey	2020	477
13.	Lauren Rosenthal	2007	467
14.	Katie Mosher	2010-14	405
15.	Cecile Woie	2014-17	329

Assists/Set

min. 100 sets

No.	Player	Season	Sets	A	A/Set
1.	Jennifer Anderson	2001-03	360	4027	11.19
2.	Zrinka Tomic	2005-06	166	1583	9.54
3.	Nikki Baker	2006-09	335	2949	8.80
4.	Lily Tessier	2018-21	242	1765	7.30
5.	Jessica Skower	2003-06	432	2991	6.92
6.	Brianne Burkert	2015-18	441	2839	6.44
7.	Sarah Wickstrom	2011-14	489	2915	5.96
8.	Duygu Duzceler	2009-12	500	2915	5.83
9.	Hailey Luke	2013-16	485	2580	5.32
10.	Patricia Figueiredo	2010	130	619	4.76
11.	Adrian Ell	2018-20	213	968	4.54
12.	Cecilie Woie	2014-17	386	329	0.85
13.	Katie Mosher	2010-14	488	405	0.83
14.	Renee Hill	2003-04	121	76	0.63
15.	Kristin Frye	2001-02	240	139	0.58

Service Aces

No.	Player	Season	Total
1.	Mira Djuric	2007, 09	149
2.	Sarah Griffin	2003-06	139
3.	Duygu Duzceler	2009-12	135
4.	Alex Sevillano	2001-02	100
t5.	Sarah Wickstrom	2011-14	93
t5.	Nicole Walch	2012-15	93
7.	Summer Weissing	2004-07	87
8.	Kristen Rust	2002-05	83
9.	Hailey Luke	2013-16	82

10.	Jessica Skower	2003-06	78
t11.	Visnja Djurdjevic	2010-11	69
t11.	Kristin Frye	2001-02	69
t13.	Brianne Burkert	2015-18	67
t13.	Malorie Wessel	2006-07	67
t13.	Morgan Chacon	2018-21	67

Service Aces Per Set

min. 50 sets

Player	Season	Sets	SA	SA/Set	
1.	Mira Djuric	2007, 09	236	149	0.63
2.	Malorie Wessel	2006-07	156	67	0.43
3.	Alex Sevillano	2001-02	242	100	0.41
4.	Olivia Dailey	2020	62	24	0.39
5.	Cassie McLaughlin	2003-04	182	60	0.33
6.	Sarah Griffin	2003-06	428	139	0.32
7.	Zrinka Tomic	2005-06	166	51	0.31
8.	Ashlee Moon	2007-08	206	62	0.30
9.	Kristin Frye	2001-02	240	69	0.29
10.	Visnja Djurdjevic	2010-11	244	69	0.28
11.	Duygu Duzceler	2009-12	500	135	0.27
t12.	Kristen Rust	2002-05	331	83	0.25
t12.	Morgan Chacon	2018-21	265	67	0.25
14.	Lauren Rosenthal	2007	54	13	0.24
15.	Alex Plummer	2006	107	25	0.23

Digs

No.	Player	Season	Total
1.	Katie Mosher	2010-14	2133
2.	Summer Weissing	2004-07	1847
4.	Cecilie Woie	2014-17	1405
5.	Jenna Romanelli	2007-10	1197
6.	Katie Horton	2014-16	1003
7.	Nicole Walch	2012-15	944
8.	Brianne Burkert	2015-18	928
9.	Cerina Pele	2000-03	894
10.	Sarah Wickstrom	2011-14	841
11.	Sarah Griffin	2003-06	816
12.	Fatma Yildirim	2009-12	798
13.	Visnja Djurdjevic	2010-11	778
14.	Morgan Chacon	2018-21	774
15.	Kristen Rust	2002-05	762



CAREER STATISTICAL LEADERS (RALLY)

Digs Per Set

min. 50 sets

	Player	Season	Sets	D	D/Set
1.	Katie Mosher	2010-14	488	2133	4.37
2.	Summer Weissing	2004-07	441	1847	4.19
3.	Emery Dupes	2021-Pr.	108	419	3.88
4.	Cecilie Woie	2014-17	386	1405	3.64
5.	Ashlee Moon	2007-08	206	670	3.25
6.	Visnja Djurdjevic	2010-11	244	778	3.19
7.	Olivera Medic	2012-13	231	723	3.13
8.	Zrinka Tomic	2005-06	166	514	3.10
9.	Jenna Romanelli	2007-10	395	1197	3.03
10.	Morgan Chacon	2018-21	265	774	2.92
11.	Katie Horton	2014-16	361	1003	2.78
12.	Jekaterina Stepanova	2010-11	232	603	2.60
13.	Alex Sevillano	2001-02	242	615	2.54
14.	Fatma Yildirim	2009-12	318	798	2.51
15.	Logan Holanchock	2017	109	265	2.43

Solo Blocks

No.	Player	Season	Total
1.	Ashley Neff	2010-13	87
	Taryn Knuth	2017-20	87
3.	Aisha Carr	2001-04	75
4.	Brianna Barry	2006-09	72
5.	Amanda Santos	2003-04	60
6.	Sareea Freeman	2009-12	52
7.	Sarah Burrington	2013-15	48
8.	Makini Thompson	2005-07	46
9.	Dawn Hough	2001-02	44
10.	Jordana Price	2007-09	41
11.	Emma Clothier	2019-Pr.	39
12.	Melanie Keil	2015-16	38
13.	Jessica Skower	2003-06	33
14.	Kristen Rust	2002-05	30
15.	Norisha Campbell	2001	28

Assisted Blocks

No.	Player	Season	Total
1.	Ashley Neff	2010-13	525
2.	Taryn Knuth	2017-20	492
3.	Sarah Burrington	2013-15	446
4.	Sareea Freeman	2009-12	341
5.	Brianna Barry	2006-09	321
6.	Milica Kubura	2014-17	311
7.	Jordana Price	2007-09	306
8.	Aisha Carr	2001-04	305
9.	Melanie Keil	2015-16	304

10.	Jessica Skower	2003-06	282
11.	Rachael Morgan	2008-11	278
12.	Emma Clothier	2019-Pr.	245
13.	Mara Green	2012-13,15-16	228
14.	Amanda Santos	2003-04	224
15.	Stephanie Neville	2007-10	223

Total Blocks

No.	Player	Season	Total
1.	Ashley Neff	2010-13	612
2.	Taryn Knuth	2017-20	579
3.	Sarah Burrington	2013-15	494
4.	Brianna Barry	2006-09	393
5.	Sareea Freeman	2009-12	393
6.	Aisha Carr	2001-04	380
7.	Jordana Price	2007-09	347
8.	Melanie Keil	2015-16	342
9.	Milica Kubura	2014-17	330
10.	Jessica Skower	2003-06	315
11.	Rachael Morgan	2008-11	302
t12.	Amanda Santos	2003-04	284
t12.	Emma Clothier	2019-Pr.	284
14.	Mara Green	2012-13, 15-16	253
15.	Stephanie Neville	2007-10	234

Blocks Per Set

No.	Player	Season	Sets	S-A-TB	B/Set
1.	Taryn Knuth	2017-20	373	87-492-579	1.55
2.	Ashley Neff	2010-13	418	87-525-612	1.46
3.	Melanie Keil	2015-16	241	38-304-342	1.42
4.	Sarah Burrington	2013-15	364	48-446-494	1.36
5.	Amanda Santos	2003-04	213	60-224-284	1.33
6.	Norisha Campbell	2001	111	28-111-139	1.25
7.	Kiara Wright	2014	124	21-127-148	1.19
8.	Jordana Price	2007-09	307	41-306-347	1.13
9.	Dawn Hough	2001-02	187	44-166-210	1.12
t10.	Elizabeth Pound	2001	53	9-47-56	1.06
t10.	Sareea Freeman	2009-12	372	52-341-393	1.06
12.	Lauren Scott	2004-05	122	12-116-128	1.05
13.	Emma Clothier	2019-Pr.	274	39-245-284	1.04
14.	Aisha Carr	2001-04	368	75-305-380	1.03
15.	Khori Louis	2021-Pr.	105	16-86-102	0.97



SEASON STATISTICAL LEADERS (RALLY)

Sets Played

No.	Player	Season	Total
t1.	Jennifer Anderson	2002	131
t1.	Kristin Frye	2002	131
t1.	Alex Sevillano	2002	131
t4.	Duygu Duzceler	2010	130
t4.	Patricia Figueiredo	2010	130
t4.	Stephanie Neville	2010	130
t7.	Jenna Romanelli	2010	129
t7.	Duygu Duzceler	2011	129
t7.	Rachael Morgan	2011	129
t7.	Katie Mosher	2011	129
t7.	Sarah Wickstrom	2011	129
12.	Jekaterina Stepanova	2011	128
t13.	Nikki Baker	2009	127
t13.	Duygu Duzceler	2009	127
t13.	Ashley Neff	2011	127

Kills

No.	Player	Season	Total
1.	Norisha Campbell	2001	488
2.	Nicole Walch	2014	487
3.	Payton Caffrey	2018	476
4.	Kristin Frye	2002	469
5.	Nicole Walch	2015	459
6.	Erica Bunch	2002	452
7.	Nicole Walch	2013	447
8.	Makini Thompson	2006	423
9.	Jekaterina Stepanova	2011	421
10.	Alex Sevillano	2002	420
11.	Mira Djuric	2007	419
12.	Visnja Djurdjevic	2010	410
13.	Payton Caffrey	2019	403
14.	Kristen Rust	2004	388
15.	Alex Sevillano	2001	384

Kills/Set

min. 50 sets

No.	Player	Season	Sets	K	K/Set
1.	Norisha Campbell	2001	111	488	4.40
2.	Payton Caffrey	2018	109	476	4.37
3.	Payton Caffrey	2019	100	403	4.03
4.	Nicole Walch	2014	122	487	3.99
5.	Makini Thompson	2006	107	423	3.95
6.	Nicole Walch	2015	120	459	3.83
7.	Mira Djuric	2007	110	419	3.81
8.	Kristen Rust	2004	102	388	3.80
9.	Erica Bunch	2002	125	452	3.62

10.	Kristin Frye	2002	131	469	3.58
11.	Nicole Walch	2013	125	447	3.58
12.	Milica Kubura	2017	109	381	3.56
13.	Alex Sevillano	2001	111	384	3.46
14.	Visnja Djurdjevic	2010	120	410	3.42
15.	Andreza Santos	2005	106	356	3.36

Total Attacks

No.	Player	Season	Total
1.	Payton Caffrey	2018	1155
t2.	Nicole Walch	2014	1144
t2.	Nicole Walch	2015	1144
4.	Jekaterina Stepanova	2011	1106
5.	Nicole Walch	2013	1072
6.	Erica Bunch	2002	1071
7.	Katie Horton	2016	1052
8.	Visnja Djurdjevic	2011	1042
9.	Visnja Djurdjevic	2010	1032
10.	Makini Thompson	2006	1005
11.	Payton Caffrey	2019	995
12.	Kristin Frye	2002	986
13.	Alex Sevillano	2001	986
14.	Alex Sevillano	2002	977
15.	Makini Thompson	2007	969

Attack Percentage

min. 100 total attacks

No.	Player	Season	Sets	Kills-Error-TA	Pct.
1.	Taryn Knuth	2020	50	123-11-204	.549
2.	Brianna Barry	2009	116	289-42-502	.492
3.	Sareea Freeman	2012	114	268-55-486	.438
4.	Sarah Burrington	2014	124	260-47-525	.406
5.	Ashley Neff	2012	114	248-51-518	.380
6.	Norisha Campbell	2001	111	488-136-961	.366
7.	Amanda Santos	2004	109	319-87-638	.364
t8.	Ashley Neff	2013	125	225-60-456	.362
t8.	Tayrn Knuth	2019	105	202-40-448	.362
10.	Sarah Burrington	2015	116	223-53-477	.356
11.	Jordana Price	2009	123	275-64-595	.355
12.	Taryn Knuth	2018	109	264-63-572	.351
13.	Brianna Barry	2008	87	246-65-518	.349
14.	Kiara Wright	2014	124	233-79-448	.344
15.	Sarah Burrington	2013	124	226-57-494	.342



SEASON STATISTICAL LEADERS (RALLY)

Assists

No.	Player	Season	Total
1.	Jennifer Anderson	2002	1734
2.	Jennifer Anderson	2001	1401
3.	Jessica Skower	2004	1349
4.	Nikki Baker	2008	1209
5.	Zrinka Tomic	2006	1201
6.	Lily Tessier	2021	1019
7.	Jessica Skower	2005	954
8.	Brianne Burkert	2017	927
9.	Jennifer Anderson	2003	892
10.	Nikki Baker	2007	870
11.	Sarah Wickstrom	2013	854
12.	Duygu Duzceler	2011	787
13.	Sarah Wickstrom	2014	780
14.	Brianne Burkert	2016	771
15.	Duygu Duzceler	2010	763

Assists/Set

No.	Player	Season	Sets	A	A/Set
1.	Jennifer Anderson	2002	131	1734	13.24
2.	Jessica Skower	2004	106	1349	12.73
3.	Jennifer Anderson	2001	111	1401	12.62
4.	Zrinka Tomic	2006	104	1201	11.55
5.	Nikki Baker	2007	77	870	11.30
6.	Nikki Baker	2008	111	1209	10.89
7.	Lily Tessier	2021	101	1019	10.09
8.	Lauren Rosenthal	2007	54	467	8.65
9.	Brianne Burkert	2017	109	927	8.50
10.	Jessica Skower	2005	113	954	8.44
11.	Jennifer Anderson	2003	118	892	7.56
12.	Sarah Wickstrom	2013	126	854	6.78
13.	Sarah Wickstrom	2014	120	780	6.50
14.	Nikki Baker	2006	20	124	6.20
15.	Brianne Burkert	2016	125	771	6.17

Service Aces

No.	Player	Season	Total
1.	Mira Djuric	2007	80
2.	Mira Djuric	2009	69
3.	Alex Sevillano	2002	59
t4.	Sarah Griffin	2005	49
t4.	Kristin Frye	2001	49
t6.	Sarah Griffin	2006	44
t6.	Cassie McLaughlin	2003	44
8.	Malorie Wessel	2006	43
t9.	Duygu Duzceler	2009	41
t9.	Alex Sevillano	2001	41
11.	Zrinka Tomic	2006	39

12.	Ashlee Moon	2007	38
13.	Visnja Djurdjevic	2010	36
t14.	Duygu Duzceler	2010	35
t14.	Nicole Walch	2014	35

Service Aces/Set

min. 50 sets

No.	Player	Season	Sets	SA	SA/Set
1.	Mira Djuric	2007	110	80	0.73
2.	Mira Djuric	2009	126	69	0.55
3.	Malorie Wessel	2006	84	43	0.51
4.	Alex Sevillano	2002	131	59	0.45
5.	Kristin Frye	2001	109	49	0.45
6.	Sarah Griffin	2005	116	49	0.42
7.	Sarah Griffin	2006	111	44	0.40
8.	Zrinka Tomic	2006	104	39	0.38
9.	Alex Sevillano	2001	111	41	0.37
10.	Cassie McLaughlin	2003	122	44	0.36
11.	Ashlee Moon	2007	109	38	0.35
t12.	Kristen Rust	2004	102	34	0.33
t12.	Malorie Wessel	2007	72	24	0.33
14.	Duygu Duzceler	2009	127	41	0.32
t15.	Morgan Chacon	2021	96	29	0.30
t15.	Emma Clothier	2021	108	32	0.30
t15.	Visnja Djurdjevic	2010	120	36	0.30

Digs

No.	Player	Season	Total
1.	Katie Mosher	2011	604
2.	Katie Mosher	2014	518
3.	Summer Weissing	2005	513
4.	Jenna Romanelli	2010	507
5.	Katie Mosher	2013	506
6.	Cecilie Woie	2016	500
7.	Katie Mosher	2012	495
8.	Kelsey Wicinski	2018	481
9.	Cecilie Woie	2017	476
10.	Ashlee Moon	2008	471
11.	Summer Weissing	2007	468
12.	Summer Weissing	2006	467
13.	Zrinka Tomic	2006	424
14.	Visnja Djurdjevic	2011	421
15.	Emery Dupes	2021	419

Digs/Set

min. 50 sets

No.	Player	Season	Sets	D	D/Set
1.	Ashlee Moon	2008	97	471	4.86
2.	Katie Mosher	2011	129	604	4.68



SEASON STATISTICAL LEADERS (RALLY)

3.	Summer Weissing	2005	116	513	4.42
4.	Kelsey Wicinski	2018	109	481	4.41
5.	Summer Weissing	2006	106	467	4.41
6.	Katie Mosher	2012	113	495	4.38
7.	Cecilie Woie	2017	109	476	4.37
8.	Katie Mosher	2013	118	506	4.29
9.	Summer Weissing	2007	110	468	4.25
10.	Katie Mosher	2014	124	518	4.18
11.	Zrinka Tomic	2006	104	424	4.08
12.	Cecilie Woie	2016	126	500	3.97
13.	Jenna Romanelli	2010	129	507	3.93
14.	Emery Dupes	2021	108	419	3.88
15.	Summer Weissing	2004	109	399	3.66

Solo Blocks

No.	Player	Season	Total
1.	Aisha Carr	2003	35
t2.	Amanda Santos	2003	30
t2.	Amanda Santos	2004	30
t2.	Taryn Knuth	2018	30
t5.	Norisha Campbell	2001	28
t5.	Dawn Hough	2002	28
t7.	Ashley Neff	2013	27
t7.	Melanie Keil	2016	27
9.	Ashley Neff	2012	26
t10.	Makini Thompson	2005	25
t10.	Taryn Knuth	2019	25
12.	Ashley Neff	2011	24
t13.	Aisha Carr	2002	23
t13.	Brianna Barry	2009	23
t15.	Sareea Freeman	2012	22
t16.	Taryn Knuth	2017	22

Assisted Blocks

No.	Player	Season	Total
1.	Ashley Neff	2011	173
2.	Melanie Keil	2016	167
3.	Sarah Burrington	2014	164
t4.	Taryn Knuth	2018	158
t4.	Ashley Neff	2012	158
6.	Sarah Burrington	2015	148
7.	Ashley Neff	2013	147
8.	Jordana Price	2009	141
9.	Taryn Knuth	2017	140
10.	Sareea Freeman	2011	138
11.	Melanie Keil	2015	137
12.	Taryn Knuth	2019	135
13.	Sarah Burrington	2013	134
14.	Kiara Wright	2014	127

15.	Amanda Santos	2004	117
-----	---------------	------	-----

Total Blocks

No.	Player	Season	Total
1.	Ashley Neff	2011	197
2.	Melanie Keil	2016	194
3.	Taryn Knuth	2018	188
4.	Ashley Neff	2012	184
5.	Sarah Burrington	2014	178
6.	Ashley Neff	2013	174
7.	Sarah Burrington	2015	167
8.	Taryn Knuth	2017	162
9.	Jordana Price	2009	161
10.	Taryn Knuth	2019	160
11.	Sareea Freeman	2011	156
12.	Sarah Burrington	2013	149
t13.	Kiara Wright	2014	148
t13.	Melanie Keil	2015	148
15.	Amanda Santos	2004	147

Blocks Per Set

No.	Player	Season	Sets	S-A-TB	B/Set
1.	Taryn Knuth	2018	109	30-158-188	1.72
2.	Ashley Neff	2012	114	26-158-184	1.61
t3.	Ashley Neff	2011	127	24-173-197	1.55
t3.	Melanie Keil	2016	125	27-167-194	1.55
5.	Taryn Knuth	2019	105	25-135-160	1.52
6.	Taryn Knuth	2017	109	22-140-162	1.49
t7.	Sarah Burrington	2014	124	14-164-178	1.44
t7.	Sarah Burrington	2015	116	19-148-167	1.44
9.	Ashley Neff	2013	125	27-147-174	1.39
10.	Taryn Knuth	2020	50	10-59-69	1.38
11.	Amanda Santos	2004	109	30-117-147	1.35
12.	Amanda Santos	2003	104	30-107-137	1.32
13.	Jordana Price	2009	123	20-141-161	1.31
14.	Mara Green	2015	28	2-34-36	1.29
15.	Melanie Keil	2015	116	11-137-148	1.28



MATCH-BY-MATCH LEADERS (RALLY)

Kills

<u>Player</u>	<u>No.</u>	<u>Opponent / Date</u>
1. Nicole Walch	31	Duke / Oct. 9, 2015
t2. Norisha Campbell	29	Fresno State / Aug. 31, 2001
t2. Norisha Campbell	29	Maryland / Oct. 20, 2001
t2. Kristen Rust	29	North Carolina / Oct. 15, 2004
t5. Alex Sevillano	28	Miami / Sept. 13, 2002
t5. Erica Bunch	28	Clemson / Nov. 22, 2002
t5. Payton Caffrey	28	Louisville / Nov. 4, 2018
8. Payton Caffrey	27	Colorado State / Sept. 1, 2018
t9. Makini Thompson	26	Virginia / Nov. 10, 2006
t9. Payton Caffrey	26	Syracuse / Oct. 14, 2018
t11. Mira Djuric	25	North Carolina / Oct. 19, 2007
t11. Visnja Djurdjevic	25	Miami / Nov. 26, 2010
t11. Nicole Walch	25	Clemson / Nov. 2, 2014
t11. Payton Caffrey	25	Central Florida / Dec. 5, 2019
t15. Makini Thompson	24	NC State / Nov. 17, 2006
t15. Mira Djuric	24	Duke / Nov. 3, 2007
t15. Makini Thompson	24	Duke / Nov. 3, 2007
t15. Brianna Barry	24	Clemson / Oct. 4, 2009
t15. Nicole Walch	24	Marquette / Sept. 6, 2014
t15. Nicole Walch	24	Pittsburgh / Oct. 24, 2014

Total Attacks

<u>Player</u>	<u>No.</u>	<u>Opponent / Date</u>
1. Nicole Walch	80	Central Florida / Dec. 5, 2019
2. Nicole Walch	64	Duke / Oct. 9, 2015
3. Payton Caffrey	62	Colorado State / Sept. 1, 2018
4. Nicole Walch	61	Louisville / Nov. 15, 2015
t5. Norisha Campbell	59	Fresno State / Aug. 31, 2001
t5. Alex Sevillano	59	Fresno State / Aug. 31, 2001
t5. Kristen Rust	59	North Carolina / Oct. 7, 2005
t5. Makini Thompson	59	Duke / Nov. 3, 2007
t5. Nicole Walch	59	Auburn / Sept. 21, 2013
t5. Nicole Walch	59	North Carolina / Oct. 16, 2015
t11. Erica Bunch	58	Clemson / Nov. 22, 2002
t11. Natasha Calkins	58	UCSB / Aug. 26, 2017
t11. Payton Caffrey	58	Syracuse / Oct. 14, 2018
t14. Visnja Djurdjevic	57	Virginia Tech / Oct. 29, 2010
t14. Jekaterina Stepanova	57	Miami / Nov. 26, 2010
t14. Nicole Walch	57	Louisville / Oct. 10, 2014
t14. Payton Caffrey	57	Georgia Tech / Oct. 19, 2018

Attack Percentage

<min. 10 Total Attacks>

<u>Player</u>	<u>Pct. (K-E-TA)</u>	<u>Opponent / Date</u>
---------------	----------------------	------------------------

1. Mira Djuric	.917	North Carolina / Nov. 23, 2007
	(11-0-12)	
t2. Jordana Price	.818	Florida A&M / Aug. 29, 2008
	(9-0-11)	
t2. Brianna Barry	.818	South Dakota State / Sept. 7, 2008
	(9-0-11)	
t2. Nicole Walch	.818	Central Arkansas / Sept. 13, 2014
	(10-1-11)	
t2. Melanie Keil	.818	Coastal Carolina / Sept. 11, 2015
	(9-0-11)	
t2. Milica Kubura	.818	Coastal Carolina / Sept. 11, 2015
	(9-0-11)	
t7. Eric Bunch	.800	NC State / Nov. 11, 2001
	(20-0-25)	
t7. Jordana Price	.800	Stetson / Aug. 30, 2008
	(8-0-10)	
t7. Kiara Wright	.800	Syracuse / Nov. 23, 2014
	(12-0-15)	
10. Morgan Chacon	.769	Clemson / Feb. 13, 2021
	(10-0-13)	
t10. Ashley Neff	.769	Wake Forest / Sept. 28, 2012
	(10-0-13)	
12. Milica Kubura	.750	Clemson / Nov. 23, 2016
	(18-0-24)	
13. Lauren Scott	.750	NC State / Nov. 18, 2005
	(9-0-12)	
14. Sarah Burrington	.750	Georgia Tech / Nov. 29, 2013
	(9-0-12)	
15. Aisha Carr	.733	Jacksonville / Sept. 19, 2003
	(11-0-15)	

Assists

<u>Player</u>	<u>No.</u>	<u>Opponent / Date</u>
1. Jennifer Anderson	87	Clemson / Nov. 22, 2002
2. Jessica Skower	72	Houston / Sept. 10, 2005
t3. Jennifer Anderson	71	LSU / Sept. 20, 2002
t3. Jennifer Anderson	71	Clemson / Oct. 5, 2002
5. Jennifer Anderson	68	Georgia Tech / Oct. 6, 2002
t6. Jennifer Anderson	67	Miami / Sept. 13, 2002
t6. Jessica Skower	67	North Carolina / Nov. 13, 2004
t8. Jennifer Anderson	66	Fresno State / Aug. 31, 2001
t8. Jessica Skower	66	North Carolina / Oct. 15, 2004
t8. Jessica Skower	66	Clemson / Oct. 30, 2004
11. Jennifer Anderson	65	Clemson / Sept. 21, 2001
t12. Jennifer Anderson	64	Maryland / Oct. 11, 2002
t12. Jennifer Anderson	64	North Carolina / Oct. 27, 2002
t12. Nikki Baker	64	Wake Forest / Sept. 30, 2007
t15. Jennifer Anderson	63	Maryland / Oct. 20, 2001
t15. Jennifer Anderson	63	Clemson / Nov. 9, 2002
t15. Jessica Skower	63	Virginia / Nov. 5, 2004



MATCH-BY-MATCH LEADERS (RALLY)

Service Aces

Player	No.	Opponent / Date
t1. Sarah Griffin	7	Boston College / Oct. 28, 2005
t1. Mira Djuric	7	Kansas / Sept. 1, 2007
t3. Emery Dupes	6	North Florida / Nov. 9, 2021
t3. Morgan Chacon	6	Samford / Sept. 3, 2021
t3. Kristin Frye	6	Virginia / Nov. 3, 2002
t3. Cassie McLaughlin	6	NC State / Nov. 1, 2003
t3. Summer Weissing	6	George Mason / Sept. 17, 2004
t3. Amanda Santos	6	Virginia Tech / Oct. 22, 2004
t3. Zrinka Tomic	6	North Carolina / Oct. 6, 2006
t3. Jackie BonSalle	6	Virginia Tech / Nov. 12, 2006
t3. Mira Djuric	6	Duke / Sept. 28, 2007
t3. Visnja Djurdjevic	6	North Carolina / Nov. 6, 2011
20 tied with	5	Last Time:
t11. Emma Clothier	5	Samford / Sept. 3, 2021

Digs

Player	No.	Opponent / Date
1. Cecilie Woie	40	Illinois State / Aug. 26, 2017
2. Summer Weissing	37	NC State / Nov. 17, 2006
t3. Summer Weissing	35	Duke / Nov. 3, 2007
t3. Ashlee Moon	35	North Carolina / Oct. 17, 2008
t5. Katie Mosher	34	Miami / Oct. 5, 2014
t5. Kelsey Wicinski	34	Notre Dame / Nov. 11, 2018
7. Katie Mosher	33	Nebraska / Aug. 29, 2014
8. Summer Weissing	32	North Carolina / Nov. 13, 2004
t9. Summer Weissing	30	Boston College / Oct. 28, 2005
t9. Ashlee Moon	30	Clemson / Nov. 14, 2008
t9. Katie Mosher	30	Auburn / Sept. 16, 2014
t9. Taylor Roberts	30	Central Florida / Dec. 5, 2019
t13. Ashlee Moon	29	Miami / Sept. 19, 2008
t13. Katie Mosher	29	Wake Forest / Oct. 2, 2011
t13. Cecilie Woie	29	Notre Dame / Oct. 30, 2016
t13. Cecilie Woie	29	Duke / Nov. 18, 2016

Solo Blocks

Player	No.	Opponent / Date
1. Amanda Santos	7	Maryland / Nov. 14, 2003
2. Aisha Carr	5	Maryland / Nov. 14, 2003
t2. Taryn Knuth	5	Clemson / Feb. 13, 2021
t4. Norisha Campbell	4	Maryland / Oct. 20, 2001
t4. Dawn Hough	4	Maryland / Oct. 20, 2001
t4. Amanda Santos	4	Miami / Oct. 20, 2004
t4. Lauren Richardson	4	Morehead State / Sept. 13, 2008
t4. Brianna Barry	4	Virginia Tech / Oct. 31, 2009
t4. Ashley Neff	4	Maryland / Oct. 21, 2011

t4. Nicole Walch	4	Miami / Oct. 5, 2014
42 tied with	3	Last Time:
t11. Emma Clothier	3	North Carolina / Nov. 17, 2019

Assisted Blocks

Player	No.	Opponent / Date
1. Ashley Neff	13	Georgia Tech / Sept. 1, 2012
t2. Ashley Neff	12	NC State / Oct. 9, 2011
t2. Sarah Burrington	12	North Carolina / Nov. 1, 2013
t2. Melanie Keil	12	Texas A&M (Sept. 1, 2016
t2. Taryn Knuth	12	Clemson / Nov. 22, 2017
t6. Jordana Price	11	Wake Forest / Sept. 25, 2008
t6. Lauren Young	11	NC State / Oct. 1, 2010
t6. Marija Milosavljevic	11	Wake Forest / Oct. 2, 2011
t6. Ashley Neff	11	North Carolina / Oct. 7, 2011
t6. Ashley Neff	11	North Carolina / Nov. 1, 2013
t6. Taryn Knuth	11	Notre Dame / Oct. 1, 2017
t6. Emma Clothier	11	Pitt / Oct. 6, 2019
t6. Taryn Knuth	11	Clemson / Feb. 13, 2021
t13. Cassie McLaughlin	10	Arkansas State / Sept. 5, 2003
t13. Amanda Santos	10	Miami / Sept. 19, 2003
t13. Jordana Price	10	Georgia Tech / Oct. 2, 2009
t13. Ashley Neff	10	Kentucky / Aug. 26, 2011
t13. Sarah Burrington	10	Duke / Oct. 25, 2013
t13. Izzy Carmona	10	North Carolina / Nov. 1, 2013
t13. Sarah Burrington	10	Pittsburgh / Oct. 24, 2014
t13. Kiara Wright	10	Pittsburgh / Oct. 24, 2014
t13. Sarah Burrington	10	Georgia Tech / Nov. 25, 2015
t13. Mercedes Vaughn	10	Georgia Tech / Nov. 25, 2015
t13. Melanie Keil	10	UCF / Aug. 27, 2016
t13. Taryn Knuth	10	Pitt / Nov. 16, 2018
t13. Taryn Knuth	10	Syrcause / Oct. 20, 2019



MATCH-BY-MATCH LEADERS (RALLY / ACC)

Kills

	<u>Player</u>	<u>No.</u>	<u>Opponent / Date</u>
1.	Nicole Walch	31	Duke / Oct. 9, 2015
t2.	Norisha Campbell	29	Maryland / Oct. 20, 2001
t2.	Kristen Rust	29	North Carolina / Oct. 15, 2004
4.	Payton Caffrey	28	Louisville / Nov. 4, 2018
t5.	Makini Thompson	26	Virginia / Nov. 10, 2006
t5.	Payton Caffrey	26	Syracuse / Oct. 14, 2018
t7.	Mira Djuric	25	North Carolina / Oct. 19, 2007
t7.	Visnja Djurdjevic	25	Miami / Nov. 26, 2010
t7.	Nicole Walch	25	Clemson / Nov. 2, 2014
t10.	Makini Thompson	24	NC State / Nov. 17, 2006
t10.	Mira Djuric	24	Duke / Nov. 3, 2007
t10.	Makini Thompson	24	Duke / Nov. 3, 2007
t10.	Brianna Barry	24	Clemson / Oct. 4, 2009
t10.	Nicole Walch	24	Pittsburgh / Oct. 24, 2014
t10.	Payton Caffrey	24	Notre Dame / Nov. 2, 2018

Total Attacks

	<u>Player</u>	<u>No.</u>	<u>Opponent / Date</u>
1.	Nicole Walch	64	Duke / Oct. 9, 2015
2.	Nicole Walch	61	Louisville / Nov. 15, 2015
t3.	Kristen Rust	59	North Carolina / Oct. 7, 2005
t3.	Makini Thompson	59	Duke / Nov. 3, 2007
t3.	Nicole Walch	59	North Carolina / Oct. 16, 2015
6.	Payton Caffrey	58	Syracuse / Oct. 14, 2018
t7.	Visnja Djurdjevic	57	Virginia Tech / Oct. 29, 2010
t7.	Jekaterina Stepanova	57	Miami / Nov. 26, 2010
t7.	Nicole Walch	57	Louisville / Oct. 10, 2014
t7.	Payton Caffrey	57	Georgia Tech / Oct. 19, 2018
t11.	Andreza Santos	56	Boston College / Oct. 28, 2005
t11.	Payton Caffrey	56	Louisville / Nov. 4, 2018
13.	Visnja Djurdjevic	55	Miami / Nov. 26, 2010
t14.	Erica Bunch	54	Clemson / Oct. 5, 2002
t14.	Kristen Rust	54	Virginia / Nov. 5, 2004
t14.	Makini Thompson	54	Virginia / Nov. 10, 2006
t14.	Makini Thompson	54	North Carolina / Oct. 19, 2007
t14.	Visnja Djurdjevic	54	Wake Forest / Oct. 2, 2011
t14.	Nicole Walch	54	Clemson / Oct. 5, 2013
t14.	Nicole Walch	54	NC State / Oct. 18, 2015

Attack Percentage

min. 10 Total Attacks

	<u>Player</u>	<u>Pct. (K-E-TA)</u>	<u>Opponent / Date</u>
1.	Mira Djuric	.917 (11-0-12)	North Carolina / Nov. 23, 2007
t2.	Eric Bunch	.800	NC State / Nov. 11, 2001

t2.	Kiara Wright	.800 (20-0-25) (12-0-15)	Syracuse / Nov. 23, 2014
4.	Ashley Neff	.769 (10-0-13)	Wake Forest / Sept. 28, 2012
t4.	Morgan Chacon	.769 (10-0-13)	Clemson / Feb. 13, 2021
t6.	Lauren Scott	.750 (9-0-12)	NC State / Nov. 18, 2005
t6.	Sarah Burrington	.750 (9-0-12)	Georgia Tech / Nov. 29, 2013
8.	Brianna Barry	.727 (9-0-11)	Virginia / Sept. 27, 2009
t9.	Norisha Campbell	.722 (14-1-18)	Maryland / Oct. 2, 2001
t9.	Sareea Freeman	.722 (14-1-18)	Duke / Sept. 30, 2012
t9.	Mara Green	.722 (14-1-18)	Clemson / Nov. 23, 2016
12.	Brianna Barry	.714 (10-0-14)	Maryland / Sept. 22, 2006
13.	Ashley Neff	.711 (8-0-11)	Maryland / Oct. 11, 2013
14.	Elise Walch	.706 (12-0-17)	Miami / Sept. 14, 2011
15.	Milica Kubura	.704 (20-1-27)	Virginia / Sept. 22, 2017

Assists

	<u>Player</u>	<u>No.</u>	<u>Opponent / Date</u>
1.	Jennifer Anderson	71	Clemson / Oct. 5, 2002
2.	Jennifer Anderson	68	Georgia Tech / Oct. 6, 2002
3.	Jessica Skower	67	North Carolina / Nov. 13, 2004
t4.	Jessica Skower	66	North Carolina / Oct. 15, 2004
t4.	Jessica Skower	66	Clemson / Oct. 30, 2004
6.	Jennifer Anderson	65	Clemson / Sept. 21, 2001
t7.	Jennifer Anderson	64	Maryland / Oct. 11, 2002
t7.	Jennifer Anderson	64	North Carolina / Oct. 27, 2002
t7.	Nikki Baker	64	Wake Forest / Sept. 30, 2007
t10.	Jennifer Anderson	63	Maryland / Oct. 20, 2001
t10.	Jennifer Anderson	63	Clemson / Nov. 9, 2002
t10.	Jessica Skower	63	Virginia / Nov. 5, 2004
t13.	Jennifer Anderson	62	Wake Forest / Oct. 20, 2002
t13.	Lauren Rosenthal	62	Maryland / Nov. 10, 2007
15.	Jennifer Anderson	60	Maryland / Sept. 28, 2001



MATCH-BY-MATCH LEADERS (RALLY / ACC)

Service Aces

	Player	No.	Opponent / Date
1.	Sarah Griffin	7	Boston College / Oct. 28, 2005
t2.	Kristin Frye	6	Virginia / Nov. 3, 2002
t2.	Cassie McLaughlin	6	NC State / Nov. 1, 2003
t2.	Amanda Santos	6	Virginia Tech / Oct. 22, 2004
t2.	Zrinka Tomic	6	North Carolina / Oct. 6, 2006
t2.	Jackie BonSalle	6	Virginia Tech / Nov. 12, 2006
t2.	Mira Djuric	6	Duke / Sept. 28, 2007
t2.	Visnja Djurdjevic	6	North Carolina / Nov. 6, 2011
	11 tied with	5	Last Time:
t9.	Nicole Walch	5	Clemson / Nov. 2, 2014

Digs

	Player	No.	Opponent / Date
1.	Summer Weissing	37	NC State / Nov. 17, 2006
t2.	Summer Weissing	35	Duke / Nov. 3, 2007
t2.	Ashlee Moon	35	North Carolina / Oct. 17, 2008
t4.	Katie Mosher	34	Miami / Oct. 5, 2014
t4.	Kelsey Wicinski	34	Notre Dame / Nov. 11, 2018
6.	Summer Weissing	32	North Carolina / Nov. 13, 2004
t7.	Summer Weissing	30	Boston College / Oct. 28, 2005
t7.	Ashlee Moon	30	Clemson / Nov. 14, 2008
t9.	Ashlee Moon	29	Miami / Sept. 19, 2008
t9.	Katie Mosher	29	Wake Forest / Oct. 2, 2011
t11.	Summer Weissing	28	Clemson / Oct. 2, 2005
t11.	Summer Weissing	28	North Carolina / Nov. 20, 2005
t11.	Katie Mosher	28	Miami / Nov. 13, 2013
t11.	Kelsey Wicinski	28	Boston College / Oct. 12, 2018
t15.	Summer Weissing	27	Maryland / Nov. 10, 2007
t15.	Jenna Romanelli	27	Virginia / Oct. 31, 2010
t15.	Katie Mosher	27	Miami / Sept. 7, 2012
t15.	Katie Mosher	27	Virginia / Nov. 8, 2013
t15.	Nicole Walch	27	Duke / Oct. 9, 2015

Solo Blocks

	Player	No.	Opponent / Date
1.	Amanda Santos	7	Maryland / Nov. 14, 2003
2	Taryn Knuth	5	Clemson / Feb. 13, 2021
t2.	Aisha Carr	5	Maryland / Nov. 14, 2003
t4.	Norisha Campbell	4	Maryland / Oct. 20, 2001
t4.	Dawn Hough	4	Maryland / Oct. 20, 2001
t4.	Amanda Santos	4	Miami / Oct. 20, 2004
t4.	Brianna Barry	4	Virginia Tech / Oct. 31, 2009
t4.	Ashley Neff	4	Maryland / Oct. 21, 2011
t4.	Nicole Walch	4	Miami / Oct. 5, 2014
	25 tied with	3	Last Time:

t11. Emma Clothier 3 North Carolina / Nov. 17, 2019

Assisted Blocks

	Player	No.	Opponent / Date
1.	Ashley Neff	13	Georgia Tech / Sept. 1, 2012
t2.	Ashley Neff	12	NC State / Oct. 9, 2011
t2.	Sarah Burrington	12	North Carolina / Nov. 1, 2013
t4.	Jordana Price	11	Wake Forest / Sept. 25, 2008
t4.	Lauren Young	11	NC State / Oct. 1, 2010
t4.	Marija Milosavljevic	11	Wake Forest / Oct. 2, 2011
t4.	Ashley Neff	11	North Carolina / Oct. 7, 2011
t4.	Ashley Neff	11	North Carolina / Nov. 1, 2013
t4.	Emma Clothier	11	Pitt / Oct. 6, 2019
t4	Taryn Knuth	11	Clemson / Feb. 13, 2021
t11.	Jordana Price	10	Georgia Tech / Oct. 2, 2009
t11.	Sarah Burrington	10	Duke / Oct. 25, 2013
t11.	Izzy Carmona	10	North Carolina / Nov. 1, 2013
t11.	Sarah Burrington	10	Pittsburgh / Oct. 24, 2014
t11.	Kiara Wright	10	Pittsburgh / Oct. 24, 2014
t11.	Sarah Burrington	10	Georgia Tech / Nov. 25, 2015
t11.	Mercedes Vaughn	10	Georgia Tech / Nov. 25, 2015
t11.	Taryn Knuth	10	Pitt / Nov. 16, 2018
t11.	Taryn Knuth	10	Syrcause / Oct. 20, 2019



TEAM STATISTICS (ACC)

Sets Played

No.	Season	SP
1.	2005	86
2.	2007	84
3.	2010	81
4.	2006	80
5.	2016	78
6.	2008	76
7.	2009	75
t8.	2011	74
t8.	2015	74
t10.	2013	73
t10.	2017	73
12.	2012	72
13.	2000	71
T14.	2021	69
T14.	2018	69
15.	2014	67

Kills

No.	Season	Kills
1.	2007	1306
2.	2005	1262
3.	2006	1259
4.	2000	1109
5.	1998	1100
6.	2009	1059
7.	2011	1057
8.	2004	1040
9.	1996	1038
10.	2016	1032
11.	2012	1031
12.	2013	1026
13.	2010	1018
14.	2015	1015
15.	2008	1008

Kills/Set

No.	Season	SP	Kills	Kills/Set
1.	1998	61	1100	18.03
2.	1992	25	437	17.48
3.	1993	48	796	16.58
4.	1997	61	992	16.26
5.	2004	64	1040	16.25
6.	1996	64	1038	16.22
7.	2002	62	978	15.77
8.	2006	80	1259	15.74
9.	2000	71	1109	15.62

10.	2007	84	1306	15.55
11.	2001	62	936	15.10
12.	1995	62	922	14.87
13.	1994	58	862	14.86
14.	2005	86	1262	14.67
15.	2003	61	891	14.61

Total Attacks

No.	Season	Total Attacks
1.	2005	3430
2.	2007	3221
3.	2006	3044
4.	1996	2798
5.	2000	2780
6.	2010	2764
7.	2008	2742
8.	2011	2730
9.	1998	2706
10.	2016	2640
11.	2017	2602
12.	1997	2562
13.	2004	2537
14.	2012	2525
15.	1995	2518

Attack Percentage

No.	Season	SP	K-E-T	Attack Pct.
1.	2009	75	1059-307-2444	.308
2.	2013	73	1026-325-2481	.283
3.	2018	69	936-290-2369	.273
4.	2012	72	1031-346-2525	.271
t4.	2015	74	1015-337-2506	.271
t4	2020	48	609-184-1570	.271
7.	2014	67	941-336-2250	.269
8.	2001	62	936-361-2200	.261
9.	2002	62	978-394-2244	.260
10.	1998	61	1100-400-2706	.259
t11.	1992	25	437-183-998	.255
t11.	2006	80	1259-484-3044	.255
t11.	2011	74	1057-360-2730	.255
t11.	2016	78	1032-360-2640	.255
15.	2019	66	827-281-2149	.254



TEAM STATISTICS (ACC)

Assists

No.	Season	Assists
1.	2007	1204
2.	2006	1161
3.	2005	1142
4.	2000	992
5.	1998	991
6.	2016	978
7.	2009	965
8.	2011	959
9.	2004	957
10.	2015	953
11.	2013	952
t12.	2010	946
t12.	2012	946
14.	2008	932
t15.	2002	925
t15.	2017	925

Assists/Set

No.	Season	SP	Assists	Assists/Set
1.	1998	61	991	16.25
2.	1992	25	387	15.48
3.	1993	48	740	15.42
4.	2004	64	957	14.95
5.	2002	62	925	14.92
6.	2006	80	1161	14.51
7.	2007	84	1204	14.33
8.	1997	61	870	14.26
9.	1996	64	904	14.13
10.	2000	71	992	13.97
11.	2001	62	853	13.76
12.	2003	61	838	13.74
13.	1995	62	828	13.35
14.	2005	86	1142	13.28
15.	2014	67	885	13.21

Service Aces

No.	Season	Service Aces
1.	2007	177
2.	2006	146
3.	2005	138
4.	2001	113
5.	1997	110
6.	1994	107
7.	2009	107
8.	1996	104
9.	1998	96

10.	2000	94
11.	2013	91
t12.	1993	90
t12.	2002	90
t14.	2004	88
t14.	2008	88

Service Aces/Set

No.	Season	SP	Service Aces	Service Aces/Set
1.	2007	84	177	2.11
2.	1993	48	90	1.88
3.	1994	58	107	1.84
4.	2006	80	146	1.83
t5.	1991	34	62	1.82
t5.	2001	62	113	1.82
7.	1997	61	110	1.80
8.	1992	25	43	1.72
9.	1996	64	104	1.63
10.	2005	86	138	1.60
11.	1998	61	96	1.57
12.	2020	48	74	1.54
13.	2002	62	90	1.45
14.	2009	75	107	1.43
15.	2004	64	88	1.38

Digs

No.	Season	Digs
1.	2005	1303
2.	2008	1223
3.	2007	1210
4.	2016	1207
5.	2011	1194
6.	2006	1193
7.	2017	1151
8.	2012	1116
9.	2013	1109
10.	2010	1099
11.	1998	1076
12.	1997	1068
13.	2000	1065
14.	1996	1064
15.	2021	1050



TEAM STATISTICS (ACC)

Digs/Set

No.	Season	SP	Digs	Digs/Set
1.	1992	25	525	21.00
2.	1993	48	899	18.73
3.	1998	61	1076	17.64
4.	1997	61	1068	17.51
5.	1994	58	977	16.84
6.	1991	34	569	16.74
7.	1996	64	1064	16.63
8.	1995	62	1015	16.37
9.	2011	74	1194	16.14
10.	2008	76	1223	16.09
11.	2021	66	1050	15.91
12.	2017	73	1151	15.77
13.	2012	72	1116	15.50
14.	2004	64	991	15.48
15.	2016	78	1207	15.47

Solo Blocks

No.	Season	Solo Blocks
1.	2005	65
2.	2004	57
3.	2000	52
t4.	1996	50
t4.	1999	50
t6.	2003	47
t6.	2016	47
8.	1998	46
9.	2008	45
10.	2006	44
11.	2012	43
t12.	1994	42
t12.	2007	42
t14.	2009	41
t14.	2014	41
t14.	2018	41

Assisted Blocks

No.	Season	Assisted Blocks
1.	2015	393
2.	2011	390
3.	2016	360
4.	2013	356
5.	2005	352
6.	2017	348
7.	2018	344
8.	2019	331
9.	2014	327

10.	2010	326
11.	2012	311
12.	2009	301
13.	2006	274
14.	2004	240
15.	2007	234

Total Blocks

No.	Season	Total Blocks
1.	2005	241
2.	2011	232
3.	2015	231.5
4.	2016	227
5.	2013	217
6.	2018	213
7.	2017	209
8.	2014	204.5
9.	2019	199.5
10.	2012	198.5
11.	2010	192
12.	2009	191.5
13.	2006	181
14.	2004	177
15.	2000	166

Blocks/Set

No.	Season	SP	Solo-Ast.-Total	Blocks/Set
1.	1991	34	37-102-107	3.15
2.	2011	74	37-390-232	3.14
3.	2015	74	35-393-231.5	3.13
4.	2018	69	41-344-213	3.09
5.	2014	67	41-327-204.5	3.05
6.	2019	66	34-331-199.5	3.02
7.	2013	73	39-356-217	2.97
8.	2016	78	47-360-227	2.91
9.	2017	73	35-348-209	2.86
10.	2005	86	65-352-241	2.80
11.	2004	64	57-240-177	2.77
12.	2012	72	43-311-198.5	2.76
13.	1993	48	40-174-127	2.65
14.	1998	61	46-223-158	2.59
15.	2009	75	41-301-191.5	2.55



SEASON STATISTICAL LEADERS (ACC)

Sets Played

No.	Player	Season	Total
t1.	Sarah Griffin	2005	86
t1.	Kristen Rust	2005	86
t1.	Andreza Santos	2005	86
t1.	Jessica Skower	2005	86
t1.	Summer Weissing	2005	86
6.	Makini Thompson	2005	85
t7.	Mira Djuric	2007	84
t7.	Summer Weissing	2007	84
9.	Ashlee Moon	2007	83
10.	Brianna Barry	2007	82
t11.	Duygu Duzceler	2010	81
t11.	Patricia Figueiredo	2010	81
t11.	Stephanie Neville	2010	81
t14.	Brianna Barry	2006	80
t14.	Sarah Griffin	2006	80
t14.	Alex Plummer	2006	80
t14.	Makini Thompson	2006	80
t14.	Makini Thompson	2007	80
t14.	Jenna Romanelli	2010	80

Kills

No.	Player	Season	Total
1.	Mira Djuric	2007	341
2.	Makini Thompson	2006	330
3.	Payton Caffrey	2018	305
4.	Andreza Santos	2005	302
5.	LaToya Presberry	1996	295
6.	Nicole Walch	2015	280
7.	Luiza Ramos	1994	276
8.	Makini Thompson	2007	273
9.	Norisha Campbell	2001	267
10.	Payton Caffrey	2019	266
11.	Milica Kubura	2017	261
12.	Norisha Campbell	2000	260
13.	Holly Schneider	1995	259
14.	Holly Schneider	1998	255
15.	Makini Thompson	2005	251

Kills/Set (min. 25 sets)

No.	Player	Season	Sets	K	K/Set
1.	Adria Ciraco	1994	28	157	5.61
2.	Luiza Ramos	1993	34	164	4.82
3.	Luiza Ramos	1994	58	276	4.76
4.	LaToya Presberry	1996	64	295	4.61
5.	Payton Caffrey	2018	69	305	4.42

6.	Norisha Campbell	2001	62	267	4.31
7.	Bianca Stevens	1992	25	106	4.24
8.	Kristen Rust	2004	59	248	4.20
9.	Holly Schneider	1995	62	259	4.18
10.	Payton Caffrey	2019	64	266	4.16
11.	Makini Thompson	2006	80	330	4.13
12.	Luiza Ramos	1992	25	103	4.12
13.	Deanna Bosschaert	1994	50	205	4.10
t14.	Mira Djuric	2007	84	341	4.06
t14.	LaToya Presberry	1995	54	219	4.06

Total Attacks

No.	Player	Season	Total
1.	Makini Thompson	2006	788
2.	Makini Thompson	2007	742
3.	Payton Caffrey	2018	728
4.	Andreza Santos	2005	722
5.	LaToya Presberry	1996	718
6.	Mira Djuric	2007	713
7.	Holly Schneider	1998	710
8.	Makini Thompson	2005	709
9.	Luiza Ramos	1994	698
10.	Nicole Walch	2015	693
11.	Lauren Richardson	2008	683
12.	Holly Schneider	1996	670
13.	Holly Schneider	1997	654
14.	Holly Schneider	1995	642
15.	Visnja Djurdjevic	2010	639

Attack Percentage (min. 100 total attacks)

No.	Player	Season	Sets	Kills-Error-TA	Pct.
1.	Taryn Knuth	2020	35	87-8-147	.537
2.	Brianna Barry	2009	66	168-25-289	.495
3.	Sareea Freeman	2012	72	191-34-334	.470
4.	Taryn Knuth	2019	66	129-22-264	.405
5.	Sarah Burrington	2014	67	136-23-280	.404
6.	Aisha Thornton	1998	47	178-41-342	.401
7.	Ashley Neff	2012	72	178-33-368	.394
8.	Norisha Campbell	2001	62	267-69-504	.393
9.	Jordana Price	2009	72	179-37-369	.385
10.	Lauren Young	2008	35	58-12-122	.377
11.	Sarah Burrington	2013	73	155-37-315	.375
12.	Sarah Burrington	2015	71	145-31-310	.368
t13.	Susan Hawks	1998	61	154-34-331	.363
t13.	Kiara Wright	2014	67	140-45-262	.363
15.	Sareea Freeman	2011	70	138-37-281	.359



SEASON STATISTICAL LEADERS (ACC)

Assists

No.	Player	Season	Total
1.	Zrinka Tomic	2006	896
2.	Fiona Bolten	1998	870
3.	Jennifer Anderson	2002	857
4.	Nikki Baker	2008	835
5.	Jessica Skower	2004	830
6.	Nikki Baker	2007	808
7.	Jennifer Anderson	2001	783
8.	Kensy Zulueta	1996	744
9.	Jessica Skower	2005	702
10.	Lily Tessier	2021	663
11.	Maureen McCarthy	1994	646
12.	Maureen McCarthy	1995	619
13.	Jennifer McCall	1993	612
14.	Brianne Burkert	2017	586
t15.	Fiona Bolten	1997	568
t15.	Jamie Hibbard	1999	568

Assists/Set

No.	Player	Season	Sets	A	A/Set
1.	Maureen McCarthy	1994	28	646	23.07
2.	Fiona Bolten	1998	59	870	14.75
3.	Fiona Bolten	1997	41	568	13.85
4.	Jennifer Anderson	2002	62	857	13.82
5.	Sherry Cowling	1992	25	345	13.80
6.	Jessica Skower	2004	64	830	12.97
7.	Jennifer McCall	1993	48	612	12.75
8.	Jennifer Anderson	2001	62	783	12.63
9.	Kensy Zulueta	1996	61	744	12.20
10.	Jennifer Anderson	2000	37	446	12.05
11.	Nikki Baker	2007	68	808	11.88
12.	Zrinka Tomic	2006	77	896	11.64
13.	Kensy Zulueta	1997	23	264	11.48
14.	Nikki Baker	2008	76	835	10.99
15.	Maureen McCarthy	1995	57	619	10.86

Service Aces

No.	Player	Season	Total
1.	Susan Hawks	1997	103
2.	Mira Djuric	2007	63
3.	Sarah Griffin	2005	44
4.	Mira Djuric	2009	41
5.	Alex Sevillano	2002	36
6.	Sarah Griffin	2006	32
7.	Ashlee Moon	2007	31
8.	Alex Sevillano	2001	28

9.	Kristin Frye	2001	27
10.	Malorie Wessel	2006	26
t11.	Holly Schneider	1997	25
t11.	Holly Schneider	1998	25
t11.	Cassie McLaughlin	2003	25
t14.	Jessica Skower	2006	24
t14.	Zrinka Tomic	2006	24
t14.	Duygu Duzceler	2010	24

Service Aces/Set (min. 25 sets)

No.	Player	Season	Sets	SA	SA/Set
1.	Susan Hawks	1997	61	103	1.69
5.	Mira Djuric	2007	84	63	0.75
6.	Alex Sevillano	2002	62	36	0.58
7.	Mira Djuric	2009	74	41	0.55
8.	Luiza Ramos	1993	34	18	0.53
9.	Deanna Bosschaert	1991	27	14	0.52
10.	Sarah Griffin	2005	86	44	0.51
11.	Luiza Ramos	1991	30	15	0.50
t13.	Adria Ciraco	1994	28	13	0.46
t13.	Maureen McCarthy	1994	28	13	0.46
t15.	Kristin Frye	2001	60	27	0.45
t15.	Alex Sevillano	2001	62	28	0.45

Digs

No.	Player	Season	Total
1.	Summer Weissing	2005	394
2.	Ashlee Moon	2008	383
3.	Summer Weissing	2007	374
4.	Summer Weissing	2006	361
5.	Katie Mosher	2011	339
6.	Cecilie Woie	2016	336
7.	Kelsey Wicinski	2018	328
t8.	Jenna Romanelli	2010	324
t8.	Katie Mosher	2012	324
10.	Cecilie Woie	2017	296
11.	Katie Mosher	2013	294
12.	Katie Mosher	2014	292
13.	Katie Horton	2016	273
14.	Summer Weissing	2004	258
t15.	Luiza Ramos	1994	248
t15.	Holly Schneider	1997	248
t15.	Olivera Medic	2012	248
t15.	Cecilie Woie	2015	248



SEASON STATISTICAL LEADERS (ACC)

Digs/Set (min. 25 sets)

No.	Player	Season	Sets	D	D/Set
1.	Luiza Ramos	1992	25	130	5.20
2.	Ashlee Moon	2008	76	383	5.04
3.	Summer Weissing	2006	75	361	4.81
4.	Kelsey Wicinski	2018	69	328	4.75
t5.	Summer Weissing	2005	86	394	4.58
t5.	Katie Mosher	2011	74	339	4.58
7.	Katie Mosher	2013	65	294	4.52
8.	Katie Mosher	2012	72	324	4.50
9.	Summer Weissing	2007	84	374	4.45
10.	Adria Ciraco	1994	28	124	4.43
11.	Katie Mosher	2014	67	292	4.36
12.	Luiza Ramos	1993	34	147	4.32
13.	Cecilie Woie	2016	78	336	4.31
14.	Luiza Ramos	1994	58	248	4.28
15.	Maureen McCarthy	1994	28	117	4.18

Solo Blocks

No.	Player	Season	Total
1.	Aisha Thornton	1996	28
2.	Aisha Thornton	1999	26
t3.	Norisha Campbell	2000	21
t3.	Amanda Santos	2004	21
t5.	Makini Thompson	2005	20
t5.	Taryn Knuth	2018	20
t7.	Vicki Zinkil	1993	19
t7.	Susan Hawks	1997	19
t7.	Dawn Hough	2000	19
t7.	Ashley Neff	2012	19
t11.	Aisha Thornton	1998	18
t11.	Taryn Knuth	2019	18
t13.	Valerie Broussard	1994	17
t13.	Amanda Santos	2003	17
t13.	Brianna Barry	2007	17
t13.	Ashley Neff	2011	17

Assisted Blocks

No.	Player	Season	Total
1.	Taryn Knuth	2018	109
t2.	Ashley Neff	2011	103
t2.	Taryn Knuth	2017	103
4.	Ashley Neff	2012	100
t5.	Jordana Price	2009	94
t5.	Sarah Burrington	2015	94
7.	Sarah Burrington	2014	90

t8.	Sarah Burrington	2013	88
t8.	Ashley Neff	2013	88
10.	Lauren Scott	2005	86
t11.	Sareea Freeman	2011	81
t11.	Taryn Knuth	2019	81
t13.	Milica Kubura	2017	80
t13.	Melanie Keil	2015	80
t13.	Emma Clothier	2019	80

Total Blocks

No.	Player	Season	Total
1.	Taryn Knuth	2018	129
2.	Ashley Neff	2011	120
3.	Ashley Neff	2012	119
4.	Taryn Knuth	2017	118
5.	Jordana Price	2009	105
t6.	Ashley Neff	2013	104
t6.	Sarah Burrington	2015	104
8.	Sarah Burrington	2014	103
9.	Taryn Knuth	2019	99
10.	Sarah Burrington	2013	98
11.	Lauren Scott	2005	94
12.	Sareea Freeman	2011	90
13.	Emma Clothier	2019	89
14.	Kiara Wright	2014	87
15.	Melanie Keil	2015	86

Blocks Per Set

No.	Player	Season	Sets	S-A-TB	B/Set
1.	Taryn Knuth	2018	69	20-109-129	1.87
2.	Ashley Neff	2012	72	19-100-119	1.65
t3.	Ashley Neff	2011	74	17-103-120	1.62
t3.	Taryn Knuth	2017	73	15-103-118	1.62
5.	Vicki Zinkil	1993	48	19-58-77	1.60
6.	Sarah Burrington	2014	67	13-90-103	1.54
7.	Taryn Knuth	2019	66	18-81-99	1.50
t8.	Jordana Price	2009	72	11-94-105	1.46
t8.	Sarah Burrington	2015	71	10-94-104	1.46
10.	Ashley Neff	2013	72	16-88-104	1.44
11.	Taryn Knuth	2020	35	7-43-50	1.43
12.	Adria Ciraco	1994	28	13-26-39	1.39
13.	Emma Clothier	2019	66	9-80-89	1.35
14.	Sarah Burrington	2013	73	10-88-98	1.34
15.	Dawn Hough	2000	61	19-62-81	1.33



MATCH-BY-MATCH LEADERS (ACC)

Kills

<u>Player</u>	<u>No.</u>	<u>Opponent / Date</u>
t1. Deanna Bosschaert	31	North Carolina / Sept. 24, 1994
t1. Holly Schneider	31	NC State / Oct. 27, 1996
t1. Nicole Walch	31	Duke / Oct. 9, 2015
t4. Deanna Bosschaert	30	Virginia / Nov. 5, 1994
t4. LaToya Presberry	30	Virginia / Oct. 27, 1995
t6. Luiza Ramos	29	Maryland / Oct. 21, 1994
t6. Luiza Ramos	29	Maryland / Nov. 18, 1994
t6. Norisha Campbell	29	Maryland / Oct. 20, 2001
t6. Kristen Rust	29	North Carolina / Oct. 15, 2004
t10. Holly Schneider	28	Virginia / Oct. 27, 1995
t10. Aisha Thornton	28	Duke / Oct. 17, 1997
t10. Erica Bunch	28	Clemson / Nov. 22, 2002
t10. Payton Caffrey	28	Louisville / Nov. 4, 2018
14. Holly Schneider	27	Clemson / Oct. 7, 1995
t15. Deanna Bosschaert	26	Duke / Nov. 22, 1992
t15. LaToya Presberry	26	NC State / Oct. 19, 1996
t15. Makini Thompson	26	Virginia / Nov. 10, 2006
t15. Payton Caffrey	26	Syracuse / Oct. 14, 2018

Total Attacks

<u>Player</u>	<u>No.</u>	<u>Opponent / Date</u>
1. Deanna Bosschaert	77	North Carolina / Sept. 24, 1994
t2. LaToya Presberry	68	NC State / Oct. 19, 1996
t2. Holly Schneider	68	North Carolina / Oct. 31, 1997
4. Luiza Ramos	66	North Carolina / Sept. 24, 1994
t5. Holly Schneider	64	Clemson / Nov. 16, 1995
t5. Holly Schneider	64	Virginia / Nov. 21, 1997
t5. Nicole Walch	64	Duke / Oct. 9, 2015
t8. LaToya Presberry	63	North Carolina / Oct. 14, 1995
t8. Holly Schneider	63	Virginia / Oct. 27, 1995
t8. Jennifer Werrick	63	Clemson / Sept. 26, 1998
t11. Deanna Bosschaert	62	Duke / Nov. 22, 1992
t11. Luiza Ramos	62	Maryland / Oct. 21, 1994
t11. Holly Schneider	62	Georgia Tech / Nov. 22, 1997
t14. Luiza Ramos	61	Maryland / Nov. 18, 1994
t14. LaToya Presberry	61	North Carolina / Oct. 13, 1995
t14. Holly Schneider	61	Clemson / Oct. 26, 1997
t14. Nicole Walch	61	Louisville / Nov. 15, 2015

Attack Percentage

min. 10 Total Attacks

<u>Player</u>	<u>No.</u>	<u>Opponent / Date</u>
1. Mira Djuric	.917	North Carolina / Nov. 23, 2007

t2. Eric Bunch	.800	NC State / Nov. 11, 2001
t2. Kiara Wright	.800	Syracuse / Nov. 23, 2014
t4. Susan Hawks	.769	NC State / Sept. 27, 1997
t4. Ashley Neff	.769	Wake Forest / Sept. 28, 2012
t4. Morgan Chacon	.769	Clemson / Feb. 13, 2021
t7. Lauren Scott	.750	NC State / Nov. 18, 2005
t7. Sarah Burrington	.750	Georgia Tech / Nov. 29, 2013
t7. Milica Kubura	.750	Clemson / Nov. 23, 2016
t10. Susan Hawks	.727	Wake Forest / Nov. 15, 1997
t10. Brianna Barry	.727	Virginia / Sept. 27, 2009
t12. Norisha Campbell	.722	Maryland / Oct. 2, 2001
t12. Sareea Freeman	.722	Duke / Sept. 30, 2012
14. Mara Green	.722	Clemson / Nov. 23, 2016
15. Aisha Thornton	.721	Wake Forest / Oct. 24, 1998

Assists

<u>Player</u>	<u>No.</u>	<u>Opponent / Date</u>
1. Jennifer Anderson	87	Clemson / Nov. 22, 2002
2. Fiona Bolten	81	NC State / Nov. 21, 1997
3. Fiona Bolten	75	North Carolina / Oct. 31, 1997
4. Sherry Cowling	74	Duke / Nov. 22, 1992
5. Jennifer Anderson	71	Clemson / Oct. 5, 2002
t6. Maureen McCarthy	70	Clemson / Nov. 16, 1995
t6. Kensy Zulueta	70	NC State / Oct. 19, 1996
t6. Fiona Bolten	70	Clemson / Nov. 1, 1998
t9. Jennifer McCall	68	Duke / Oct. 20, 1991
t9. Jennifer Anderson	68	Georgia Tech / Oct. 6, 2002
11. Jessica Skower	67	North Carolina / Nov. 13, 2004
t12. Sherry Cowling	66	Maryland / Nov. 11, 1992
t12. Fiona Bolten	66	Wake Forest / Oct. 2, 1998
t12. Fiona Bolten	66	North Carolina / Nov. 8, 1998



MATCH-BY-MATCH LEADERS (ACC)

t12.	Jessica Skower	66	North Carolina / Oct. 15, 2004
t12.	Jessica Skower	66	Clemson / Oct. 30, 2004

Aces

	<u>Player</u>	<u>No.</u>	<u>Opponent / Date</u>
1.	Sarah Griffin	7	Boston College / Oct. 28, 2005
t2.	Deanna Bosschaert	6	Georgia Tech / Nov. 10, 1991
t2.	Luiza Ramos	6	Maryland / Oct. 16, 1993
t2.	Valerie Broussard	6	North Carolina / Oct. 13, 1995
t2.	Kristin Frye	6	Virginia / Nov. 3, 2002
t2.	Cassie McLaughlin	6	NC State / Nov. 1, 2003
t2.	Amanda Santos	6	Virginia Tech / Oct. 22, 2004
t2.	Zrinka Tomic	6	North Carolina / Oct. 6, 2006
t2.	Jackie BonSalle	6	Virginia Tech / Nov. 12, 2006
t2.	Mira Djuric	6	Duke / Sept. 28, 2007
t2.	Visnja Djurdjevic	6	North Carolina / Nov. 6, 2011
	16 tied with	5	Last Time:
t12.	Nicole Walch	5	Clemson / Nov. 2, 2014

Digs

	<u>Player</u>	<u>No.</u>	<u>Opponent / Date</u>
1.	Summer Weissing	37	NC State / Nov. 17, 2006
t2.	Luiza Ramos	35	Virginia / Nov. 5, 1994
t2.	Summer Weissing	35	Duke / Nov. 3, 2007
t2.	Ashlee Moon	35	North Carolina / Oct. 17, 2008
t5.	Katie Mosher	34	Miami / Oct. 5, 2014
t5.	Kelsey Wicinski	34	Notre Dame / Nov. 11, 2018
7.	Summer Weissing	32	North Carolina / Nov. 13, 2004
8.	Ashlee Moon	30	Clemson / Nov. 14, 2008
t9.	Franci Rard	29	Clemson / Nov. 20, 1993
t9.	Ashlee Moon	29	Miami / Sept. 19, 2008
t9.	Katie Mosher	29	Wake Forest / Oct. 2, 2011
t9.	Cecilie Woie	29	Notre Dame, Oct. 30, 2016
t9.	Cecilie Woie	29	Duke / Nov. 18, 2016
t14.	Luiza Ramos	28	Duke / Oct. 20, 1991
t14.	Luiza Ramos	28	Georgia Tech / Oct. 17, 1992
t14.	Summer Weissing	28	Clemson / Oct. 2, 2005
t14.	Summer Weissing	28	North Carolina / Nov. 20, 2005
t14.	Katie Mosher	28	Miami / Nov. 13, 2013
t14.	Cecilie Woie	28	NC State / Oct. 9, 2016
t14.	Kelsey Wicinski	28	Boston College / Oct. 12, 2018

Solo Blocks

	<u>Player</u>	<u>No.</u>	<u>Opponent / Date</u>
1.	Amanda Santos	7	Maryland / Nov. 14, 2003
t2.	Bianca Stevens	5	Maryland / Oct. 18, 1991
t2.	Aisha Carr	5	Maryland / Nov. 14, 2003
t2.	Taryn Knuth	5	Clemson / Feb. 13, 2021
	21 tied with	4	Last Time:
t5.	Nicole Walch	4	Miami / Oct. 5, 2014

Assisted Blocks

	<u>Player</u>	<u>No.</u>	<u>Opponent / Date</u>
1.	Ashley Neff	13	Georgia Tech / Sept. 1, 2012
t2.	Ashley Neff	12	NC State / Oct. 9, 2011
t2.	Sarah Burrington	12	North Carolina / Nov. 1, 2013
t2.	Taryn Knuth	12	Clemson / Nov. 22, 2017
t5.	Jordana Price	11	Wake Forest / Sept. 25, 2008
t5.	Lauren Young	11	NC State / Oct. 1, 2010
t5.	Marija Milosavljevic	11	Wake Forest / Oct. 2, 2011
t5.	Ashley Neff	11	North Carolina / Oct. 7, 2011
t5.	Ashley Neff	11	North Carolina / Nov. 1, 2013
t5.	Taryn Knuth	11	Notre Dame / Oct. 1, 2017
t5.	Emma Clothier	11	Pitt / Oct. 6, 2019
t5.	Taryn Knuth	11	Clemson / Feb. 13, 2021
t13.	Vicki Zinkil	10	North Carolina / Nov. 13, 1993
t13.	Jordana Price	10	Georgia Tech / Oct. 2, 2009
t13.	Sarah Burrington	10	Duke / Oct. 25, 2013
t13.	Izzy Carmona	10	North Carolina / Nov. 1, 2013
t13.	Sarah Burrington	10	Pittsburgh / Oct. 24, 2014
t13.	Kiara Wright	10	Pittsburgh / Oct. 24, 2014
t13.	Sarah Burrington	10	Georgia Tech / Nov. 25, 2015
t13.	Mercedes Vaughn	10	Georgia Tech / Nov. 25, 2015
t13.	Taryn Knuth	10	Pitt / Nov. 16, 2018
t13.	Taryn Knuth	10	Syracuse / Oct. 20, 2019



TEAM STATISTICS (NCAA TOURNAMENT)

Sets Played

No.	Date	Season	Opponent	Total
t1.	Dec. 5	1997	vs. South Florida	5
t1.	Dec. 11	2009	vs. (13) Kentucky	5
t1.	Dec. 4	2010	at (1) Florida	5
t1.	Dec. 3	2011	vs. Cincinnati	5
t1.	Dec. 10	2011	vs. (14) Iowa State	5
t1.	Dec. 1	2012	vs. (22) Purdue	5
t1.	Dec. 6	2013	at (6) Florida	5
t1.	Dec. 3	2016	at (11) Florida	5
t1.	Dec. 5	2019	vs. Central Florida	5
t10.	Dec. 3	1988	vs. Colorado State	4
t10.	Nov. 30	1989	vs. (17) California	4
t10.	Nov. 30	1990	at Kentucky	4
t10.	Dec. 1	1993	vs. DePaul	4
t10.	Dec. 5	1993	vs. (11) Pacific	4
t10.	Dec. 4	1998	vs. Northern Illinois	4
t10.	Nov. 28	2003	at Georgia	4
t10.	Dec. 12	2009	at (11) Minnesota	4
t10.	Dec. 3	2010	vs. Georgia Southern	4
t10.	Dec. 9	2011	vs. (8) Purdue	4
t10.	Dec. 13	2013	vs. (13) Wisconsin	4
t10.	Dec. 12	2014	vs. (12) Brigham Young	4
t10.	Dec. 4	2015	at (16) Florida	4
t10.	Dec. 2	2016	vs. Cincinnati	4
t10.	Dec. 9	2016	vs. (6) Stanford	4

Kills

No.	Date	Season	Opponent	Total
1.	Dec. 5	1993	vs. (11) Pacific	83
2.	Nov. 30	1989	vs. (17) California	82
t3.	Dec. 1	1993	vs. DePaul	76
t3.	Dec. 6	2013	at (6) Florida	76
5.	Dec. 4	1998	vs. Northern Illinois	70
6.	Nov. 28	2003	at Georgia	66
7.	Dec. 10	2011	vs. (14) Iowa State	65
8.	Dec. 12	2014	vs. (12) Brigham Young	63
t9.	Dec. 11	2009	vs. (13) Kentucky	62
t9.	Dec. 3	2010	vs. Georgia Southern	62
t11.	Dec. 5	1997	vs. South Florida	61
t11.	Dec. 9	2011	vs. (8) Purdue	61
t13.	Nov. 30	1990	at Kentucky	58
t13.	Dec. 4	2010	at (1) Florida	58
t13.	Dec. 3	2011	vs. Cincinnati	58
t13.	Dec. 1	2012	vs. (22) Purdue	58

Total Attacks

No.	Date	Season	Opponent	Total
1.	Nov. 30	1989	vs. (17) California	222
2.	Dec. 5	2019	vs. Central Florida	219
3.	Dec. 5	1993	vs. (11) Pacific	208

4.	Dec. 4	1998	vs. Northern Illinois	198
5.	Dec. 10	2011	vs. (14) Iowa State	196
6.	Dec. 1	1993	vs. DePaul	192
7.	Dec. 9	2011	vs. (8) Purdue	191
8.	Nov. 30	1990	at Kentucky	188
9.	Dec. 3	2011	vs. Cincinnati	186
10.	Dec. 1	2017	vs. Washington State	181
11.	Dec. 1	2012	vs. (22) Purdue	178
12.	Dec. 4	2010	at (1) Florida	175
13.	Dec. 6	2013	at (6) Florida	170
14.	Dec. 5	1997	vs. South Florida	168
15.	Dec. 11	2009	vs. (13) Kentucky	167

Attack Percentage

No.	Date	Season	Opponent	SP	K-E-TA	Pct.
1.	Dec. 5	2014	vs. Alabama	3	44-6-89	.427
2.	Dec. 6	2009	vs. Jacksonville State	3	48-8-98	.408
3.	Dec. 5	2009	vs. Alabama A&M	3	38-7-78	.397
4.	Nov. 30	2012	at Hofstra	3	38-8-84	.357
5.	Dec. 4	2014	vs. Jacksonville	3	43-8-104	.337
6.	Dec. 2	2011	vs. Albany	3	48-12-108	.333
7.	Dec. 6	2013	at (6) Florida	5	76-23-170	.312
8.	Dec. 3	2015	vs. Arizona State	3	40-12-95	.295
9.	Dec. 1	1993	vs. DePaul	4	76-24-192	.271
10.	Nov. 30	1989	vs. (17) California	4	82-22-222	.270
11.	Dec. 3	2010	vs. Georgia Southern	4	62-21-154	.266
12.	Dec. 3	2016	at (11) Florida	5	56-15-156	.263
13.	Dec. 11	2009	vs. (13) Kentucky	5	62-21-167	.246
t14.	Dec. 10	2011	vs. (14) Iowa State	5	65-17-196	.245
t14.	Dec. 12	2014	vs. (12) Brigham Young	4	63-25-155	.245

Assists

No.	Date	Season	Opponent	Total
1.	Dec. 5	1993	vs. (11) Pacific	79
2.	Dec. 1	1993	vs. DePaul	71
t3.	Nov. 30	1989	vs. (17) California	66
t3.	Dec. 4	1998	vs. Northern Illinois	66
5.	Dec. 6	2013	at (6) Florida	65
t6.	Nov. 28	2003	at Georgia	60
t6.	Dec. 10	2011	vs. (14) Iowa State	60
8.	Dec. 12	2014	vs. (12) Brigham Young	59
t9.	Dec. 11	2009	vs. (13) Kentucky	56
t9.	Dec. 3	2016	at (11) Florida	56
t11.	Dec. 5	1997	vs. South Florida	54
t11.	Dec. 3	2010	vs. Georgia Southern	54
t11.	Dec. 3	2011	vs. Cincinnati	54
t11.	Dec. 5	2019	vs. Central Florida	54
t15.	Dec. 4	2010	at (1) Florida	52
t15.	Dec. 1	2012	vs. (22) Purdue	52



TEAM STATISTICS (NCAA TOURNAMENT)

Service Aces

No.	Date	Season	Opponent	Total
t1.	Nov. 28	2003	at Georgia	8
t1.	Dec. 5	2009	vs. Alabama A&M	8
3.	Dec. 5	1993	vs. (11) Pacific	7
t4.	Nov. 30	1989	vs. (17) California	6
t4.	Dec. 1	1993	vs. DePaul	6
t4.	Dec. 3	2011	vs. Cincinnati	6
t7.	Dec. 6	2009	vs. Jacksonville State	5
t7.	Dec. 11	2009	vs. (13) Kentucky	5
t7.	Dec. 10	2011	vs. (14) Iowa State	5
t7.	Nov. 30	2012	at Hofstra	5
t7.	Dec. 6	2013	at (6) Florida	5
t7.	Dec. 5	2014	vs. Alabama	5
t7.	Dec. 9	2016	vs. (6) Stanford	5
t7.	Dec. 3	2021	vs. Kansas State	5
t15.	Dec. 3	1992	at (5) Florida	4
t15.	Dec. 5	1997	vs. South Florida	4
t15.	Dec. 4	1998	vs. Northern Illinois	4
t15.	Dec. 3	2010	vs. Georgia Southern	4
t15.	Dec. 2	2011	vs. Albany	4
t15.	Dec. 4	2014	vs. Jacksonville	4
t15.	Dec. 12	2014	vs. (12) Brigham Young	4
t15.	Dec. 3	2015	vs. Arizona State	4
t15.	Dec. 4	2015	at (16) Florida	4
t15.	Dec. 5	2019	vs. Central Florida	4

Digs

No.	Date	Season	Opponent	Total
1.	Dec. 5	2019	vs. Central Florida	123
2.	Dec. 9	2011	vs. (8) Purdue	104
3.	Dec. 1	1993	vs. DePaul	102
4.	Dec. 10	2011	vs. (14) Iowa State	88
5.	Nov. 30	1989	vs. (17) California	81
t6.	Dec. 2	2016	vs. Cincinnati	77
t6.	Dec. 1	2017	vs. Washington State	77
8.	Dec. 5	1993	vs. (11) Pacific	75
9.	Dec. 5	1997	vs. South Florida	74
10.	Dec. 12	2014	vs. (12) Brigham Young	70
t11.	Dec. 1	2012	vs. (22) Purdue	69
t11.	Dec. 6	2013	at (6) Florida	69
t13.	Dec. 9	2016	vs. (6) Stanford	68
t13.	Dec. 4	2021	vs. (10) Nebraska	68
15.	Dec. 3	2016	at (11) Florida	67

Solo Blocks

No.	Date	Season	Opponent	Total
1.	Nov. 30	1989	vs. (17) California	8
t2.	Nov. 28	2003	at Georgia	7
t2.	Dec. 11	2009	vs. (13) Kentucky	7
t4.	Dec. 9	2011	vs. (8) Purdue	5

t4.	Dec. 10	2011	vs. (14) Iowa State	5
t6.	Nov. 30	1990	at Kentucky	4
t6.	Dec. 3	1992	at (5) Florida	4
t6.	Dec. 4	1998	vs. Northern Illinois	4
t9.	Dec. 5	1997	vs. South Florida	3
t9.	Dec. 3	2011	vs. Cincinnati	3
t9.	Dec. 15	2011	vs. (9) UCLA	3
t9.	Dec. 4	2015	at (16) Florida	3
t13.	Dec. 3	1988	vs. Colorado State	2
t13.	Dec. 5	2009	vs. Alabama A&M	2
t13.	Dec. 6	2009	vs. Jacksonville State	2
t13.	Dec. 4	2010	at (1) Florida	2
t13.	Dec. 5	2013	vs. Georgia Southern	2
t13.	Dec. 3	2016	at (11) Florida	2
t13.	Dec. 3	2021	vs. Kansas State	2

Assisted Blocks

No.	Date	Season	Opponent	Total
1.	Dec. 3	2011	vs. Cincinnati	26
2.	Dec. 4	1998	vs. Northern Illinois	24
t3.	Dec. 5	1997	vs. South Florida	22
t3.	Dec. 10	2011	vs. (14) Iowa State	22
t3.	Dec. 3	2015	vs. Arizona State	22
t3.	Dec. 4	2015	at (16) Florida	22
7.	Dec. 4	2014	vs. Jacksonville	21
t8.	Dec. 9	2011	vs. (8) Purdue	20
t8.	Dec. 2	2016	vs. Cincinnati	20
t8.	Dec. 5	2019	vs. Central Florida	20
11.	Dec. 13	2013	vs. (13) Wisconsin	18
t12.	Dec. 3	2010	vs. Georgia Southern	16
t12.	Dec. 4	2010	at (1) Florida	16
t12.	Nov. 30	2012	at Hofstra	16
t12.	Dec. 6	2013	at (6) Florida	16
t12.	Dec. 12	2014	vs. (12) Brigham Young	16
t12.	Dec. 3	2016	at (11) Florida	16

Total Blocks

No.	Date	Season	Opponent	Total
t1.	Dec. 4	1998	vs. Northern Illinois	16
t1.	Dec. 3	2011	vs. Cincinnati	16
t1.	Dec. 10	2011	vs. (14) Iowa State	16
4.	Nov. 30	1989	vs. (17) California	15.5
t5.	Dec. 5	1997	vs. South Florida	15
t5.	Dec. 9	2011	vs. (8) Purdue	15
7.	Dec. 4	2015	at (16) Florida	14
8.	Nov. 28	2003	at Georgia	13
9.	Dec. 4	2014	vs. Jacksonville	11.5
t10.	Nov. 30	1990	at Kentucky	11
t10.	Dec. 11	2009	vs. (13) Kentucky	11
t10.	Dec. 3	2015	vs. Arizona State	11
t10.	Dec. 5	2019	vs. Central Florida	11
t14.	Dec. 4	2010	at (1) Florida	10
t14.	Dec. 3	2021	vs. Kansas State	10



CAREER STATISTICS (NCAA TOURNAMENT)

Matches Played

No.	Player	Total
1.	Duygu Duzceler	13
t2.	Katie Mosher	12
t2.	Sarah Wickstrom	12
t4.	Sareea Freeman	11
t4.	Rachael Morgan	11
t4.	Ashley Neff	11
7.	Hailey Luke	10
8.	Nicole Walch	9
t9.	Milica Kubura	8
t9.	Cecilie Woie	8
t9.	Laura Dadowski	8
t9.	Elise Walch	8
t13.	Sarah Burrington	7
t13.	Visnja Djurdjevic	7
t13.	Jekaterina Stepanova	7
t13.	Fatma Yildirim	7

Sets Played

No.	Player	Total
1.	Duygu Duzceler	52
t2.	Katie Mosher	45
t2.	Sarah Wickstrom	45
4.	Rachael Morgan	43
5.	Ashley Neff	39
6.	Sareea Freeman	38
7.	Hailey Luke	37
t8.	Milica Kubura	31
t8.	Elise Walch	31
10.	Katie Horton	30
11.	Visnja Djurdjevic	29
t12.	Jekaterina Stepanova	28
t12.	Nicole Walch	28
14.	Brianne Burkert	27
15.	Cecilie Woie	26

Kills

No.	Player	Total
1.	Nicole Walch	121
2.	Jekaterina Stepanova	96
3.	Visnja Djurdjevic	85
4.	Katie Horton	74
5.	Vicki Zinkil	73
6.	Rachael Morgan	70
7.	Milica Kubura	67
8.	Sareea Freeman	66
9.	Elise Walch	62
10.	Ashley Neff	59
11.	Sarah Burrington	57
12.	Luiza Ramos	56
13.	Stephanie Neville	50
14.	Maggie Philgence	49
15.	Fatma Yildirim	45

Kills / Set min. 4 sets

No.	Player	SP	Kills	K/S
1.	Vicki Zinkil	11	73	6.64
2.	Luiza Ramos	11	56	5.09
3.	Kristen Rust	4	20	5.00
4.	Nicole Walch	28	121	4.32
5.	Maggie Philgence	12	49	4.08
6.	Erica Bunch	3	12	4.00
7.	Franci Rard	8	31	3.88
8.	Aisha Thornton	9	33	3.67
9.	Amanda Santos	4	14	3.50
10.	Jekaterina Stepanova	28	96	3.43
11.	Bianca Stevens	6	20	3.33
12.	Deanne Kaleta	4	13	3.25
13.	Gabrielle Reece	12	37	3.08
14.	Kristine Cousins	4	12	3.00
15.	LaToya Presberry	4	12	3.00

Total Attacks

No.	Player	Total
1.	Nicole Walch	294
2.	Jekaterina Stepanova	276
3.	Visnja Djurdjevic	274
4.	Katie Horton	244
5.	Rachael Morgan	239
6.	Elise Walch	183
7.	Milica Kubura	174
8.	Vicki Zinkil	154
9.	Maggie Philgence	148
10.	Ashley Neff	143
11.	Sareea Freeman	141
12.	Luiza Ramos	132
13.	Stephanie Neville	129
14.	Fatma Yildirim	125
15.	Sarah Burrington	123

Attack Percentage min. 20 total attacks

No.	Player	SP	K-E-TA	Attack Pct.
1.	Karyn Palgut	--	17-3-33	.424
2.	Aisha Thornton	9	33-9-57	.421
3.	Emma Clothier	11	27-5-58	.382
4.	Taryn Knuth	12	33-5-75	.373
5.	Sarah Burrington	24	57-13-123	.358
6.	Jordana Price	15	28-7-59	.356
7.	Amanda Santos	4	14-5-26	.346
8.	Brianna Barry	13	24-5-55	.345
9.	LaToya Presberry	4	12-0-35	.343
10.	Kiara Wright	10	20-7-38	.342
11.	Vicki Zinkil	11	73-22-154	.331
12.	Mira Djuric	15	38-10-91	.308
13.	Gabrielle Reece	12	37-14-76	.303
14.	Donna Krai	--	9-3-20	.300
15.	Sareea Freeman	38	66-24-141	.298



CAREER STATISTICS (NCAA TOURNAMENT)

Assists

No.	Player	Total
1.	Duygu Duzceler	286
2.	Sarah Wickstrom	240
3.	Hailey Luke	189
4.	Brianne Burkert	147
5.	Jennifer McCall	126
6.	Fiona Bolten	110
7.	Nancy Gaspardarek	97
8.	Nikki Baker	76
9.	Lily Tessier	72
10.	Jennifer Anderson	66
11.	Katie Mosher	46
12.	Jennifer Marraffino	44
13.	Patricia Figueiredo	41
14.	Adrian Ell	35
15.	Marie Sanders	30
16.	Jessica Skower	25

Assists / Set min. 4 sets

No.	Player	SP	Assists	Ast/Set
1.	Fiona Bolten	9	110	12.22
1.	Nancy Gaspardarek	8	97	12.13
3.	Jennifer McCall	11	126	11.45
4.	Jennifer Marraffino	4	44	11.00
5.	Jennifer Anderson	7	66	9.43
6.	Lily Tessier	11	72	6.55
7.	Jessica Skower	4	25	6.25
8.	Duygu Duzceler	52	286	5.50
9.	Brianne Burkert	27	147	5.44
10.	Sarah Wickstrom	45	240	5.33
11.	Hailey Luke	37	189	5.11
12.	Nikki Baker	15	76	5.07
13.	Patricia Figueiredo	9	41	4.56
14.	Adrian Ell	8	35	4.38
15.	LaToya Presberry	4	5	1.25

Service Aces

No.	Player	Total
1.	Duygu Duzceler	19
2.	Mira Djuric	10
3.	Katie Mosher	7
t4.	Katie Horton	6
t4.	Sarah Wickstrom	6
t6.	Luiza Ramos	5
t6.	Fatma Yildirim	5
t8.	Donna Krai	4
t8.	Franci Rard	4
t8.	Nicole Walch	4
t8.	Hailey Luke	4
t12.	Laura Dadowski	3
t12.	Visnja Djurdjevic	3
t12.	Catie Lotarski	3
t12.	Rachael Morgan	3
t12.	Kristen Rust	3

t12. Holly Schneider 3

Service Aces / Set min. 4 sets

No.	Player	SP	SA	SA/S
1.	Kristen Rust	4	3	0.75
2.	Mira Djuric	15	10	0.67
3.	Franci Rard	8	4	0.50
4.	Luiza Ramos	11	5	0.45
5.	Catie Lotarski	8	3	0.38
6.	Duygu Duzceler	52	19	0.37
7.	Katie Horton	17	6	0.35
t8.	Kameelah	6	2	0.33
t8.	Holly Schneider	9	3	0.33
t10.	Valerie Broussard	8	2	0.25
t10.	Annie Tietjens	4	1	0.25
t10.	Kristine Cousins	4	1	0.25
t10.	Jennifer Marraffino	4	1	0.25
t10.	Cassie McLaughlin	4	1	0.25
t10.	Amanda Santos	4	1	0.25

Digs

No.	Player	Total
1.	Katie Mosher	200
t2.	Cecilie Woie	111
t2.	Katie Horton	111
t4.	Visnja Djurdjevic	104
t4.	Jenna Romanelli	104
6.	Sarah Wickstrom	85
7.	Nicole Walch	81
8.	Duygu Duzceler	77
9.	Jekaterina Stepanova	75
10.	Fatma Yildirim	69
11.	Hailey Luke	60
12.	Luiza Ramos	57
13.	Brianne Burkert	56
T14.	Olivera Medic	45
T14.	Morgan Chacon	45

Digs / Set min. 4 sets

No.	Player	SP	Digs	D/Set
1.	Luiza Ramos	11	57	5.18
2.	Katie Mosher	45	200	4.44
3.	Jenna Romanelli	24	104	4.33
4.	Cecilie Woie	26	111	4.27
5.	Franci Rard	8	33	4.13
6.	Morgan Chacon	11	45	4.09
7.	Jennifer Werrick	9	34	3.78
8.	Visnja Djurdjevic	29	104	3.59
9.	Kristen Rust	4	14	3.50
10.	Katie Horton	17	59	3.47
11.	Vicki Zinkil	11	37	3.36
12.	Maggie Philgence	12	39	3.25
13.	Olivera Medic	15	45	3.00
14.	Nicole Walch	28	81	2.89
15.	Holly Schneider	9	26	2.89



CAREER STATISTICS (NCAA TOURNAMENT)

Solo Blocks

<u>No.</u>	<u>Player</u>	<u>Total</u>
t1.	Jordana Price	6
t1.	Gabrielle Reece	6
3.	Sareea Freeman	5
t4.	Brianna Barry	4
t4.	Rachael Morgan	4
t4.	Ashley Neff	4
t7.	Sarah Burrington	3
t7.	Aisha Thornton	3
t7.	Vicki Zinkil	3
t10.	Visnja Djurdjevic	2
t10.	Stephanie Neville	2
t10.	Karyn Palgut	2
t10.	Holly Schneider	2
t10.	Bianca Stevens	2
t10.	Nicole Walch	2

Assisted Blocks

<u>No.</u>	<u>Player</u>	<u>Total</u>
1.	Ashley Neff	40
2.	Sareea Freeman	36
3.	Rachael Morgan	31
4.	Sarah Burrington	30
5.	Mara Green	22
6.	Melanie Keil	20
t7.	Milica Kubura	17
t7.	Mercedes Vaughn	17
9.	Nicole Walch	14
t10.	Visnja Djurdjevic	13
t10.	Susan Hawks	13
t12.	Jordana Price	12
t12.	Elise Walch	12
t12.	Taryn Knuth	12



MATCH-BY-MATCH LEADERS (NCAA TOURNAMENT)

Kills

	<u>Player</u>	<u>No.</u>	<u>Opponent / Date</u>
1.	Franci Rard	28	Pacific / Dec. 5, 1993
2.	Luiza Ramos	26	DePaul / Dec. 1, 1993
t3.	Maggie Philgence	25	California / Nov. 30, 1989
t3.	Luiza Ramos	25	Pacific / Dec. 5, 1993
t3.	Payton Caffrey	25	Central Florida / Dec. 5, 2019
6.	Vicki Zinkil	24	DePaul / Dec. 1, 1993
7.	Nicole Walch	23	Brigham Young / Dec. 12, 2014
8.	Nicole Walch	22	Florida / Dec. 6, 2013
9.	Vicki Zinkil	21	Pacific / Dec. 5, 1993
t10.	Jennifer Anderson	20	Georgia / Nov. 28, 2003
t10.	Jekaterina Stepanova	20	Iowa State / Dec. 10, 2011
12.	Nicole Walch	19	Florida / Dec. 3, 2015
t13.	Karyn Palgut	17	Tennessee / Dec. 4, 1983
t13.	Gabrielle Reece	17	Kentucky / Nov. 30, 1990
t13.	Aisha Thornton	17	South Florida / Dec. 5, 1997

Assists

	<u>Player</u>	<u>No.</u>	<u>Opponent / Date</u>
1.	Jennifer McCall	66	Pacific / Dec. 5, 1993
2.	Nancy Gaspardarek	62	California / Nov. 30, 1989
3.	Jennifer McCall	60	DePaul / Dec. 1, 1993
4.	Fiona Bolten	58	Northern Illinois / Dec. 4, 1998
5.	Fiona Bolten	52	South Florida / Dec. 5, 1997
6.	Jennifer Marraffino	44	Kentucky / Nov. 30, 1990
t7.	Nancy Gaspardarek	35	Colorado State / Dec. 3, 1988
t7.	Duygu Duzceler	35	Iowa State / Dec. 10, 2011
9.	Sarah Wickstrom	34	Florida / Dec. 6, 2013
t10.	Jennifer Anderson	33	South Florida / Dec. 6, 2002
t10.	Jennifer Anderson	33	Georgia / Nov. 28, 2003
t10.	Brianne Burkert	33	Washington State / Dec. 1, 2017
13.	Duygu Duzceler	31	Georgia Southern / Dec. 3, 2010
T14.	Lily Tessier	30	Kansas State / Dec. 3, 2021
T14.	Marie Sanders	30	Tennessee / Dec. 4, 1983
t16.	Duygu Duzceler	28	Cincinnati / Dec. 3, 2011
t16.	Duygu Duzceler	28	Purdue / Dec. 1, 2012
t16.	Sarah Wickstrom	28	Brigham Young / Dec. 12, 2014

Attack Percentage

min. 10 Total Attacks

	<u>Player</u>	<u>Kills-E-TA</u>	<u>Date / Opponent</u>
1.	Ashley Neff	.650 (14-1-20)	Florida / Dec. 6, 2013
2.	Emma Clothier	.611 (11-0-18)	Kansas State / Dec. 3, 2021
3.	Sarah Burrington	.588 (11-1-17)	Alabama / Dec. 5, 2014

4.	Aisha Thornton	.577 (17-2-26)	South Florida / Dec. 5, 1997
T5	Sydney Conley	.571 (8-0-14)	Kansas State / Dec. 3, 2021
T5.	Stephanie Neville	.571 (8-0-14)	Jacksonville State / Dec. 6, 2009
7.	Sarah Burrington	.550 (11-0-20)	Florida / Dec. 6, 2013
8.	Mira Djuric	.545 (6-0-11)	Alabama AGM / Dec. 5, 2009
9.	Mira Djuric	.538 (8-1-13)	Jacksonville State / Dec. 6, 2009
10.	Sarah Burrington	.533 (8-0-15)	Jacksonville / Dec. 4, 2014
11.	Ashley Neff	.529 (11-2-17)	Purdue / Dec. 9, 2011
12.	Nicole Walch	.522 (13-1-23)	Alabama, Dec. 5 / 2014
t13.	Bianca Stevens	.500 (10-3-14)	Kentucky / Nov. 30, 1990
t13.	Sareea Freeman	.500 (12-2-20)	Iowa State / Dec. 10, 2011
15.	Milica Kubura	.471 11-3-17	Brigham Young / Dec. 12, 2014

Total Attacks

	<u>Player</u>	<u>No.</u>	<u>Opponent / Date</u>
1.	Payton Caffrey	80	Central Florida / Dec. 5, 2019
t2.	Maggie Philgence	62	California / Nov. 30, 1989
t2.	Franci Rard	62	Pacific / Dec. 5, 1993
4.	Luiza Ramos	61	Pacific / Dec. 5, 1993
5.	Holly Schneider	58	Northern Illinois / Dec. 4, 1998
6.	Nicole Walch	54	Brigham Young / Dec. 12, 2014
7.	Nicole Walch	53	Florida / Dec. 4, 2015
t8.	Maggie Philgence	52	Kentucky / Nov. 30, 1990
t8.	Vicki Zinkil	52	Pacific / Dec. 5, 1993
t10.	Sonia Trevino	51	California / Nov. 30, 1989
t10.	Luiza Ramos	51	DePaul / Dec. 1, 1993
t10.	Nicole Walch	51	Wisconsin / Dec. 13, 2013
t13.	Kristen Rust	50	Georgia / Nov. 28, 2003
t13.	Katie Horton	50	Florida / Dec. 3, 2016
t13.	Katie Horton	50	Stanford / Dec. 9, 2016

Service Aces

	<u>Player</u>	<u>No.</u>	<u>Opponent / Date</u>
1.	Mira Djuric	5	Alabama AGM / Dec. 5, 2009
2.	Donna Krai	4	Tennessee / Dec. 4, 1983
t3.	Vicki Zinkil	3	Pacific / Dec. 5, 1993
t3.	Kristen Rust	3	Georgia / Nov. 28, 2003



MATCH-BY-MATCH LEADERS (NCAA TOURNAMENT)

t3.	Mira Djuric	3	Jacksonville State / Dec. 6, 2009
t3.	Duygu Duzceler	3	Purdue / Dec. 1, 2012
t3.	Nicole Walch	3	Florida / Dec. 6, 2013
t3.	Katie Horton	3	Alabama / Dec. 5, 2014
	23 tied with	2	Last time
t9.	Laura Dadowski	2	Florida / Dec. 4, 2015

Digs

	<u>Player</u>	<u>No.</u>	<u>Opponent / Date</u>
t1.	Franci Rard	31	DePaul / Dec. 1, 1993
t1.	Cecilie Woie	31	Washington State / Dec. 1, 2017
3.	Taylor Roberts	30	Central Florida / Dec. 5, 2019
t4.	Luiza Ramos	28	DePaul / Dec. 1, 1993
t4.	Katie Mosher	28	Purdue / Dec. 9, 2011
t6.	Visnja Djurdjevic	26	Purdue / Dec. 9, 2011
t6.	Katie Horton	26	Cincinnati / Dec. 2, 2016
t8.	Jenna Romanelli	25	Kentucky / Dec. 11, 2009
t8.	Adrian Ell	25	Central Florida / Dec. 5, 2019
10.	Katie Mosher	24	Iowa State / Dec. 10, 2011
t11.	Maggie Pilgence	23	California / Nov. 30, 1989
t11.	Fatma Yildirim	23	Purdue / Dec. 1, 2012
t13.	Jennifer Werrick	22	South Florida / Dec. 5, 1997
t13.	Jenna Romanelli	22	Florida / Dec. 4, 2010
t13.	Jekaterina Stepanova	22	Purdue / Dec. 9, 2011
t13.	Morgan Chacon	22	Central Florida / Dec. 5, 2019

Solo Blocks

min. 2

	<u>Player</u>	<u>No.</u>	<u>Opponent / Date</u>
1.	Gabrielle Reece	4	California / Nov. 30, 1989
t2.	Brianna Barry	3	Kentucky / Dec. 11, 2009
t2.	Jordana Price	3	Kentucky / Dec. 11, 2009
t2.	Sareea Freeman	3	Purdue / Dec. 9, 2011
t5.	Karyn Palgut	2	Tennessee / Dec. 4, 1983
t5.	Vicki Zinkil	2	California / Nov. 30, 1989
t5.	Bianca Stevens	2	Kentucky / Nov. 30, 1990
t5.	Stephanie Neville	2	Florida / Dec. 4, 2010
t5.	Ashley Neff	2	Cincinnati / Dec. 3, 2011
t5.	Sareea Freeman	2	Iowa State / Dec. 10, 2011
t5.	Rachel Morgan	2	Iowa State / Dec. 10, 2011
t5.	Ashley Neff	2	UCLA / Dec. 15, 2011
t5.	Sarah Burrington	2	Florida / Dec. 4, 2015

Assisted Blocks

min. 2

	<u>Player</u>	<u>No.</u>	<u>Opponent / Date</u>
t1.	Susan Hawks	8	Northern Illinois / Dec. 4, 1998
t1.	Sareea Freeman	8	Iowa State / Dec. 10, 2011

3.	Sarah Burrington	7	Jacksonville / Dec. 4, 2014
t4.	Katie Hemlepp	6	South Florida / Dec. 5, 1997
t4.	Aisha Thornton	6	South Florida / Dec. 5, 1997
t4.	LaToya Presberry	6	Northern Illinois / Dec. 4, 1998
t4.	Sareea Freeman	6	Purdue / Dec. 9, 2011
t4.	Ashley Neff	6	Purdue / Dec. 1, 2012
t4.	Ashley Neff	6	Wisconsin / Dec. 13, 2013
t10.	Vicki Zinkil	5	California / Nov. 30, 1989
t10.	Susan Hawks	5	South Florida / Dec. 5, 1997
t10.	Jordana Price	5	Alabama AGM / Dec. 5, 2009
t10.	Sareea Freeman	5	Florida / Dec. 4, 2010
t10.	Visnja Djurdjevic	5	Cincinnati / Dec. 3, 2011
t10.	Ashley Neff	5	Cincinnati / Dec. 3, 2011
t10.	Sareea Freeman	5	Cincinnati / Dec. 3, 2011
t10.	Elise Walch	5	Iowa State / Dec. 10, 2011
t10.	Mara Green	5	Hofstra / Nov. 30, 2012
t10.	Emma Clothier	5	Central Florida / Dec. 5, 2019
t10.	Taryn Knuth	5	Central Florida / Dec. 5, 2019
t10.	Jessica Nunge	5	Central Florida / Dec. 5, 2019



ALL-TIME RECORDS VS. OPPONENTS

Alabama	17-11
Home Record	4-2
Away Record	1-2
Neutral Record	12-7

Date	Season	FSU / Opp.	Opponent	Result	Scores
	1972	-/-	vs. Alabama \$	W, 2-1	13-15, 15-3, 15-9
Oct. 4	1975	-/-	vs. Alabama !	W, 2-1	7-15, 15-8, 15-12
Oct. 11	1975	-/-	vs. Alabama @	W, 2-1	9-15, 15-6, 15-7
Nov. 21	1975	-/-	vs. Alabama ^	W, 2-0	15-4, 15-4
	1976	-/-	vs. Alabama #	L, 0-2	10-15, 11-15
	1977	-/-	vs. Alabama	L, 0-2	10-15, 3-15
	1977	-/-	vs. Alabama G	L, 0-2	9-15, 10-15
	1977	-/-	vs. Alabama G	L, 1-3	3-15, 14-16, 15-11, 9-15
	1978	-/-	at Alabama %	L, 0-3	7-15, 10-15, 11-15
	1978	-/-	vs. Alabama G	W, 2-0	15-3, 15-2
	1978	-/-	vs. Alabama G	W, 3-0	15-13, 15-13, 15-4
Sept. 29	1979	-/-	vs. Alabama @	W, 3-0	15-7, 15-6, 15-10
Sept. 22	1979	-/-	at Alabama !	L, 0-2	9-15, 11-15
Oct. 5	1979	-/-	vs. Alabama #	L, 1-2	11-15, 15-8, 5-15
Nov. 15	1979	-/-	vs. Alabama G	L, 0-2	13-15, 15-13, 12-15
Nov. 16	1979	-/-	vs. Alabama G	W, 2-0	15-13, 15-6
Nov. 17	1979	-/-	vs. Alabama G	W, 2-1	14-16, 15-11, 15-10
Oct. 4	1980	-/-	vs. Alabama #	L, 0-2	10-15, 7-15
Nov. 22	1980	-/-	vs. Alabama +	L, 1-2	14-16, 15-11, 11-15
Oct. 9	1981	-/-	vs. Alabama #	W, 2-0	15-7, 15-4
Oct. 10	1981	-/-	vs. Alabama #	W, 2-0	15-10, 15-10
Sept. 18	1981	-/-	at Alabama !	W, 2-0	15-7, 15-9
Sept. 19	1992	-/-	vs. Alabama #	W, 3-0	15-10, 15-12, 15-3
Sept. 5	2000	-/-	vs. Alabama	W, 3-2	6-15, 16-14, 15-5, 15-12, 15-13
Aug. 31	2002	-/-	vs. Alabama !	L, 1-3	26-30, 30-27, 30-19, 30-28
Dec. 5	2014	8/-	vs. Alabama ^	W, 3-0	25-18, 25-22, 25-19
Sept. 2	2016	16/14	vs. Alabama	W, 3-2	22-25, 25-21, 20-25, 25-19, 15-12
Sept. 20	2019	23/-	vs. Alabama	W, 3-0	25-16, 25-13, 25-17

Alabama AGM	1-0
Home Record	0-0
Away Record	0-0
Neutral Record	1-0

Date	Season	FSU / Opp.	Opponent	Result	Scores
Dec. 5	2009	12/-	vs. Alabama AGM ^	W, 3-0	25-10, 25-19, 25-10

UAB	7-1
Home Record	4-1
Away Record	0-0
Neutral Record	3-0

Date	Season	FSU / Opp.	Opponent	Result	Scores
	1973	-/-	vs. UAB @	W, 2-0	15-3, 15-8
Sept. 20	1980	-/-	vs. UAB !	W, 2-0	15-9, 15-4
Oct. 9	1981	-/-	vs. UAB #	W, 2-0	15-8, 15-5
Sept. 5	1987	-/-	vs. UAB !	W, 3-0	15-5, 15-4, 15-4
Sept. 2	1988	-/-	vs. UAB	W, 3-0	15-2, 15-5, 15-1
Oct. 21	1989	-/-	vs. UAB	W, 3-1	13-15, 15-6, 15-11, 15-10
Aug. 31	1990	-/-	vs. UAB !	W, 3-0	15-7, 15-12, 15-11
Nov. 15	1991	-/-	vs. UAB #	L, 2-3	15-11, 8-15, 15-4, 13-15, 12-15

Albany	3-0
Home Record	2-0
Away Record	0-0
Neutral Record	1-0

Date	Season	FSU / Opp.	Opponent	Result	Scores
Sept. 13	2009	22/-	vs. Albany #	W, 3-0	25-21, 25-20, 25-21
Aug. 27	2011	-/-	vs. Albany !	W, 3-0	25-16, 25-20, 25-20
Dec. 2	2011	21/-	vs. Albany ^	W, 3-0	25-15, 25-11, 25-23

American	1-0
Home Record	0-0
Away Record	1-0

Neutral Record	0-0				
Date	Season	FSU / Opp.	Opponent	Result	Scores
Sept. 7	2014	8/-	at American @	W, 3-2	19-25, 25-12, 25-22, 10-25, 15-9

Appalachian State	2-0
Home Record	0-0
Away Record	0-0
Neutral Record	2-0

Date	Season	FSU / Opp.	Opponent	Result	Scores
	1977	-/-	vs. Appalachian State %	W, 2-0	15-11, 15-2
Oct. 24	1981	-/-	vs. Appalachian State \$	W, 3-0	15-1, 15-8, 15-8

Arizona	0-2
Home Record	0-1
Away Record	0-0
Neutral Record	0-1

Date	Season	FSU / Opp.	Opponent	Result	Scores
	1978	-/-	vs. Arizona +	L, 1-2	11-15, 16-14, 1-15
Oct. 11	1985	-/14	vs. Arizona	L, 0-3	7-15, 4-15, 7-15

Arizona State	1-1
Home Record	0-1
Away Record	0-0
Neutral Record	1-0

Date	Season	FSU / Opp.	Opponent	Result	Scores
Nov. 24	1984	-/14	vs. Arizona State	L, 0-3	10-15, 7-15, 4-15
Dec. 3	2015	19/-	vs. Arizona State ^	W, 3-0	25-13, 25-17, 25-21

Arkansas	1-0
Home Record	0-0
Away Record	0-0
Neutral Record	1-0

Date	Season	FSU / Opp.	Opponent	Result	Scores
Sept. 28	1979	-/-	vs. Arkansas @	W, 2-0	15-10, 15-6

Arkansas State	2-1
Home Record	1-0
Away Record	0-0
Neutral Record	1-1

Date	Season	FSU / Opp.	Opponent	Result	Scores
	1978	-/-	vs. Arkansas State !	L, 1-2	15-5, 17-19, 15-17
Oct. 3	1993	21/-	vs. Arkansas State	W, 3-0	15-3, 15-9, 15-2
Sept. 5	2003	-/-	vs. Arkansas State @	W, 3-1	30-21, 29-31, 30-23, 34-32

Athens College	4-0
Home Record	0-0
Away Record	0-0
Neutral Record	4-0

Date	Season	FSU / Opp.	Opponent	Result	Scores
	1973	-/-	vs. Athens College \$	W, 2-0	15-3, 15-10
Oct. 11	1974	-/-	vs. Athens College !	W, 2-0	15-7, 15-1
Nov. 22	1974	-/-	vs. Athens College %	W, 2-0	15-6, 15-5
Nov. 22	1974	-/-	vs. Athens College %	W, 2-0	15-10, 15-3

Auburn	17-2
Home Record	5-0
Away Record	2-2
Neutral Record	10-0

Date	Season	FSU / Opp.	Opponent	Result	Scores
	1972	-/-	at Auburn \$	W, 2-1	15-8, 12-15, 15-4
	1973	-/-	vs. Auburn	W, 2-0	15-7, 12-15, 15-3
Oct. 12	1974	-/-	vs. Auburn !	W, 2-0	15-6, 16-14
Oct. 26	1974	-/-	vs. Auburn @	W, 2-1	15-12, 4-15, 15-8



ALL-TIME RECORDS VS. OPPONENTS

Nov. 22	1974	-/-	vs. Auburn %	W, 2-0	15-13, 16-14
Oct. 10	1975	-/-	vs. Auburn @	W, 2-0	15-8, 15-4
	1976	-/-	vs. Auburn #	W, 2-0	15-13, 15-9
	1976	-/-	vs. Auburn \$	W, 2-1	10-15, 15-6, 15-4
Oct. 6	1979	-/-	vs. Auburn #	W, 2-0	15-5, 15-7
Oct. 12	1979	-/-	vs. Auburn \$	W, 2-0	15-6, 15-10
Nov. 20	1980	-/-	vs. Auburn +	W, 2-0	15-1, 15-2
Oct. 21	1990	-/-	vs. Auburn	W, 3-0	15-7, 15-6, 15-3
Sept. 3	1993	-/-	vs. Auburn !	W, 3-0	15-6, 15-4, 15-3
Oct. 1	1996	-/-	at Auburn	L, 0-3	3-15, 8-15, 12-15
Sept. 1	1999	-/-	vs. Auburn	W, 3-2	7-15, 17-15, 15-11, 6-15, 15-12
Sept. 21	2013	17/-	at Auburn	W, 3-2	25-22, 28-30, 25-16, 22-25, 15-11
Sept. 15	2014	6/-	vs. Auburn	W, 3-2	25-17, 26-28, 17-25, 25-16, 15-8
Sept. 16	2017	20/-	vs. Auburn	W, 3-2	25-19, 18-25, 27-25, 19-25, 15-12
Sept. 16	2018	-/-	at Auburn	L, 1-3	20-25, 26-28, 25-16, 23-25

Ball State	0-2
Home Record	0-0
Away Record	0-1
Neutral Record	0-1

Date	Season	FSU / Opp.	Opponent	Result	Scores
Sept. 14	1996	-/-	vs. Ball State @	L, 0-3	7-15, 8-15, 8-15
Sept. 9	2000	-/-	at Ball State @	L, 1-3	8-15, 15-13, 11-15, 7-15

Barry	2-0
Home Record	0-0
Away Record	0-0
Neutral Record	2-0

Date	Season	FSU / Opp.	Opponent	Result	Scores
	1972	-/-	vs. Barry @	W, 2-0	15-2, 15-5
Oct. 11	1974	-/-	vs. Barry !	W, 2-0	15-8, 15-2

Baylor	4-0
Home Record	2-0
Away Record	1-0
Neutral Record	1-0

Date	Season	FSU / Opp.	Opponent	Result	Scores
Sept. 18	1981	-/-	vs. Baylor !	W, 2-0	15-4, 15-1
Oct. 19	1990	-/-	vs. Baylor	W, 3-0	15-5, 15-7, 15-4
Sept. 8	2016	13/-	vs. Baylor	W, 3-2	18-25, 25-15, 25-13, 19-25, 15-13
Aug. 25	2017	15/-	at Baylor	W, 3-1	26-19, 12-25, 25-21, 25-22

Berry College	5-1
Home Record	1-0
Away Record	0-0
Neutral Record	4-1

Date	Season	FSU / Opp.	Opponent	Result	Scores
Oct. 17	1975	-/-	vs. Berry College #	W, 2-0	15-13, 15-10
Oct. 31	1975	-/-	vs. Berry College \$	W, 2-0	15-12, 15-7
Nov. 1	1975	-/-	vs. Berry College \$	W, 2-0	15-5, 15-3
	1976	-/-	vs. Berry College !	W, 2-1	15-11, 6-15, 19-17
	1976	-/-	vs. Berry College \$	L, 1-2	15-1, 6-15, 6-15
	1976	-/-	vs. Berry College \$	W, 2-0	18-16, 15-4

Boston College	24-1
Home Record	14-0
Away Record	10-1
Neutral Record	0-0
ACC Regular Season All-Time Record	24-1

Date	Season	FSU / Opp.	Opponent	Result	Scores
Aug. 29	1997	-/-	vs. Boston College !	W, 3-0	15-7, 15-4, 15-11
Oct. 28	2005	-/-	vs. Boston College *	W, 3-2	30-17, 27-30, 30-23, 30-32, 15-7
Sept. 24	2005	-/-	at Boston College *	W, 3-1	30-24, 25-30, 30-25, 30-28
Oct. 27	2006	-/-	at Boston College *	W, 3-0	30-21, 30-27, 30-15
Sept. 24	2006	-/-	vs. Boston College *	W, 3-1	30-24, 20-30, 30-21, 30-22
Nov. 9	2007	-/-	vs. Boston College *	W, 3-0	30-20, 31-29, 30-15

Oct. 13	2007	-/-	at Boston College *	L, 2-3	30-17, 30-18, 29-31, 20-30, 7-15
Nov. 7	2008	-/-	at Boston College *	W, 3-1	25-11, 17-25, 25-18, 25-20
Oct. 12	2008	-/-	vs. Boston College *	W, 3-0	25-14, 25-18, 25-15
Nov. 20	2009	15/-	vs. Boston College *	W, 3-0	25-18, 25-18, 25-11
Oct. 18	2009	17/-	at Boston College *	W, 3-0	25-14, 25-15, 25-9
Nov. 21	2010	-/-	vs. Boston College *	W, 3-0	25-18, 25-20, 26-24
Oct. 15	2010	22/-	at Boston College *	W, 3-2	23-25, 25-22, 25-17, 23-25, 15-12
Oct. 23	2011	19/-	at Boston College *	W, 3-0	26-24, 25-13, 25-19
Nov. 18	2012	11/-	vs. Boston College *	W, 3-0	25-22, 25-13, 25-22
Oct. 12	2012	12/-	at Boston College *	W, 3-0	25-20, 25-15, 25-19
Sept. 29	2013	17/-	at Boston College *	W, 3-0	25-23, 25-8, 25-13
Nov. 21	2014	8/-	vs. Boston College *	W, 3-0	25-22, 28-26, 25-20
Oct. 25	2015	17/-	vs. Boston College *	W, 3-0	25-18, 25-22, 25-14
Oct. 2	2016	15/-	vs. Boston College *	W, 3-0	25-20, 25-17, 25-15
Nov. 11	2016	18/-	at Boston College *	W, 3-1	22-25, 25-17, 25-17, 25-18
Nov. 12	2017	-/-	vs. Boston College *	W, 3-0	25-20, 25-17, 25-13
Oct. 12	2018	-/-	at Boston College	W, 3-1	25-21, 22-25, 25-21, 25-17
Oct. 18	2019	-/-	vs. Boston College	W, 3-0	26-24, 25-20, 31-29
Oct. 29	2021	-/-	vs. Boston College*	W, 3-0	25-20, 25-16, 25-15

Bowling Green	1-0
Home Record	1-0
Away Record	0-0
Neutral Record	0-0

Date	Season	FSU / Opp.	Opponent	Result	Scores
Aug. 30	2008	-/-	vs. Bowling Green !	W, 3-1	18-25, 25-23, 25-13, 25-22

Brigham Young	1-5
Home Record	0-1
Away Record	0-0
Neutral Record	1-4

Date	Season	FSU / Opp.	Opponent	Result	Scores
Dec. 6	1979	-/-	vs. Brigham Young +	L, 1-2	16-14, 7-15, 7-15
Nov. 23	1984	-/15	vs. Brigham Young	L, 0-3	14-16, 0-15, 2-15
Nov. 29	1985	-/-	vs. Brigham Young ^	L, 0-3	2-15, 6-15, 5-15
Nov. 29	1986	-/1	vs. Brigham Young &	L, 2-3	9-15, 7-15, 15-9, 5-15
Nov. 10	1989	-/-	vs. Brigham Young #	W, 3-2	15-6, 15-17, 8-15, 15-11, 15-11
Dec. 12	2014	8/12	vs. Brigham Young &	L, 1-3	20-25, 19-25, 25-19, 24-26

Brooklyn College	0-1
Home Record	0-0
Away Record	0-0
Neutral Record	0-1

Date	Season	FSU / Opp.	Opponent	Result	Scores
Dec. 13	1974	-/-	vs. Brooklyn College ^	L, 0-2	12-15, 0-15

Brown	1-0
Home Record	1-0
Away Record	0-0
Neutral Record	0-0

Date	Season	FSU / Opp.	Opponent	Result	Scores
Sept. 21	2002	-/-	vs. Brown #	W, 3-0	30-25, 30-25, 30-19

Butler	1-0
Home Record	0-0
Away Record	0-0
Neutral Record	1-0

Date	Season	FSU / Opp.	Opponent	Result	Scores
Sept. 1	1990	-/-	vs. Butler !	W, 3-1	13-15, 15-9, 15-0, 15-3

California	2-2
Home Record	0-1
Away Record	0-0
Neutral Record	2-1

Date	Season	FSU / Opp.	Opponent	Result	Scores
------	--------	------------	----------	--------	--------



ALL-TIME RECORDS VS. OPPONENTS

1978	-/-	vs. California +	L	1-2	2-15, 15-12, 7-15
Nov. 28 1986	-/-	vs. California G	W	3-2	15-12, 15-9, 11-15, 4-15, 15-9
Nov. 30 1989	-/17	vs. California ^	L	1-3	15-11, 11-15, 13-15, 13-15
Sept. 12 1998	22/-	vs. California @	W	3-0	16-14, 15-8, 15-10

Central Arkansas	1-0
Home Record	1-0
Away Record	0-0
Neutral Record	0-0

Date	Season	FSU / Opp.	Opponent	Result	Scores
Sept. 13	2014	7/-	vs. Central Arkansas #	W, 3-0	25-11, 25-18, 25-17

UCF	32-9
Home Record	19-1
Away Record	5-2
Neutral Record	8-6

Date	Season	FSU / Opp.	Opponent	Result	Scores
-	1972	-/-	vs. UCF	W, 2-0	17-15, 15-6
Oct. 25	1974	-/-	vs. UCF	W, 2-0	15-7, 15-12
Oct. 16	1976	-/-	vs. UCF	W, 2-0	15-9, 15-9
Nov. 5	1976	-/-	vs. UCF	W, 2-0	15-4, 15-12
Oct. 8	1977	-/-	vs. UCF	L, 1-2	8-15, 15-13, 10-15
Oct. 14	1977	-/-	vs. UCF	L, 0-2	6-15, 4-15
Oct. 7	1978	-/-	vs. UCF	L, 0-2	14-16, 5-15
Oct. 7	1978	-/-	vs. UCF	L, 0-2	9-15, 7-15
Sept. 21	1979	-/-	vs. UCF !	L, 1-2	2-15, 15-7, 8-15
Oct. 6	1979	-/-	at UCF #	L, 0-2	7-15, 6-15
Sept. 19	1980	-/-	vs. UCF !	L, 0-2	8-15, 8-15
Oct. 3	1980	-/-	at UCF #	W, 2-0	15-11, 15-10
Oct. 24	1980	-/-	vs. UCF %	W, 2-0	16-14, 15-11
Oct. 25	1980	-/-	vs. UCF %	W, 2-0	15-0, 15-5
Oct. 31	1980	-/-	vs. UCF ^	W, 2-0	15-1, 15-3
Sept. 14	1981	-/-	vs. UCF	W, 2-0	17-15, 15-13
Oct. 13	1981	-/-	vs. UCF #	W, 3-0	15-5, 15-2, 15-4
Nov. 13	1981	-/-	vs. UCF ^	W, 2-0	15-7, 15-3, 16-14
Nov. 21	1981	-/-	vs. UCF G	W, 2-0	15-12, 15-9
Sept. 21	1982	20/-	vs. UCF	W, 3-0	15-9, 15-3, 15-10
Oct. 15	1982	-/-	at UCF \$	L, 2-0	15-10, 15-7
Oct. 2	1984	-/-	vs. UCF	W, 3-0	15-13, 15-2, 15-4
Oct. 28	1984	-/-	vs. UCF	W, 3-0	15-3, 15-9, 15-8
Sept. 21	1985	-/-	vs. UCF !	W, 3-0	15-10, 15-5, 15-6
Oct. 15	1985	-/-	vs. UCF	W, 3-0	15-10, 15-9, 15-4
Sept. 6	1986	-/-	at UCF !	W, 3-0	15-3, 15-8, 15-2
Sept. 20	1986	-/-	vs. UCF @	W, 3-0	15-9, 15-8, 15-8
Nov. 6	1987	-/-	vs. UCF	W, 3-0	15-4, 15-13, 15-4
Oct. 15	1988	-/-	vs. UCF	W, 3-0	15-8, 15-0, 15-1
Sept. 7	1991	-/-	vs. UCF	W, 3-0	15-10, 15-1, 15-7
Nov. 12	1992	-/-	vs. UCF	W, 3-0	15-10, 15-2, 15-3
Nov. 15	1994	-/-	vs. UCF	W, 3-1	15-5, 15-17, 15-13, 15-13
Sept. 8	1998	22/-	vs. UCF !	W, 3-0	15-6, 15-9, 15-6
Sept. 19	2000	-/-	vs. UCF	W, 3-1	15-7, 14-16, 15-3, 15-7
Nov. 6	2001	-/-	vs. UCF	W, 3-1	30-16, 27-30, 30-17, 30-22
Oct. 14	2003	-/-	at UCF	W, 3-1	31-29, 28-30, 32-30, 30-27
Oct. 12	2004	-/-	vs. UCF	W, 3-0	30-12, 30-25, 30-21
Aug. 27	2016	17/-	vs. UCF	W, 3-0	25-23, 25-23, 25-13
Dec. 5	2019	-/-	vs. UCF	L, 2-3	19-25, 25-20, 25-20, 18-25, 8-15
Feb. 26	2021	-/-	vs. UCF	W, 3-2	22-25, 25-27, 25-11, 25-21, 15-6
Sept. 10	2021	-/0	at UCF	L, 2-3	20-25, 25-21, 26-24, 18-25, 13-15

Central Michigan	1-0
Home Record	1-0
Away Record	0-0
Neutral Record	0-0

Date	Season	FSU / Opp.	Opponent	Result	Scores
Aug. 28	2009	-/-	vs. Central Michigan !	W, 3-0	25-19, 25-13, 25-23

Charleston Southern	1-0
Home Record	1-0

Away Record	0-0
Neutral Record	0-0

Date	Season	FSU / Opp.	Opponent	Result	Scores
Sept. 2	2000	-/-	vs. Charleston Southern !	W, 3-0	15-8, 15-4, 15-4

Chattanooga	4-0
Home Record	2-0
Away Record	0-0
Neutral Record	2-0

Date	Season	FSU / Opp.	Opponent	Result	Scores
1976	-/-	vs. Chattanooga \$	W, 2-0	15-11, 15-2	
1977	-/-	vs. Chattanooga \$	W, 2-0	15-13, 15-11	
1977	-/-	vs. Chattanooga #	W, 2-0	15-10, 15-3	
Oct. 7 1983	-/-	vs. Chattanooga \$	W, 3-0	15-3, 15-3, 15-9	

Cincinnati	18-3
Home Record	5-1
Away Record	5-0
Neutral Record	8-2

Date	Season	FSU / Opp.	Opponent	Result	Scores
1978	-/-	vs. Cincinnati \$	W, 2-0	15-11, 15-11	
1978	-/-	vs. Cincinnati %	W, 3-0	15-12, 15-11, 15-12	
Oct. 20 1979	-/-	vs. Cincinnati %	L, 0-2	11-15, 9-15	
Sept. 27 1980	-/-	vs. Cincinnati @	W, 2-0	15-6, 16-14	
Nov. 21 1982	-/-	vs. Cincinnati ^	L, 1-2	15-10, 13-15, 5-15	
Oct. 1 1983	-/-	vs. Cincinnati #	W, 3-1	12-15, 15-11, 15-12, 15-11	
Nov. 19 1983	-/-	vs. Cincinnati ?	W, 3-1	13-15, 15-12, 15-12, 15-9	
Nov. 3 1984	-/-	vs. Cincinnati	W, 3-1	15-7, 13-15, 15-5, 15-11	
Nov. 2 1985	-/-	at Cincinnati ?	W, 3-0	15-3, 15-9, 15-9	
Oct. 31 1986	-/-	vs. Cincinnati ?	W, 3-0	15-8, 15-8, 15-13	
Oct. 24 1987	-/-	at Cincinnati ?	W, 3-2	15-12, 15-10, 7-15, 7-15, 15-8	
Nov. 22 1987	-/-	vs. Cincinnati \$	W, 3-1	15-4, 15-12, 6-15, 15-11	
Oct. 28 1988	-/-	vs. Cincinnati ?	W, 3-2	12-15, 15-13, 13-15, 15-13, 15-4	
Nov. 20 1988	-/-	at Cincinnati #	W, 3-1	10-15, 15-10, 15-7, 15-9	
Oct. 14 1989	-/-	at Cincinnati ?	W, 3-1	15-8, 15-4, 8-15, 15-11	
Nov. 19 1989	-/-	vs. Cincinnati \$	W, 3-0	15-12, 15-4, 15-7	
Nov. 2 1990	-/-	at Cincinnati ?	W, 3-2	15-8, 14-16, 15-4, 15-17, 15-9	
Dec. 3 2011	21/-	vs. Cincinnati ^	W, 3-2	25-23, 16-25, 25-20, 20-25, 15-13	
Aug. 25 2012	12/-	vs. Cincinnati !	W, 3-0	25-20, 25-17, 25-14	
Dec. 2 2016	16/-	vs. Cincinnati ^	W, 3-1	20-25, 25-14, 25-23, 25-23	
Sept. 2 2018	-/-	vs. Cincinnati	L, 2-3	18-25, 25-21, 25-18, 22-25, 11-15	

Clemson	41-20
Home Record	22-8
Away Record	16-12
Neutral Record	3-0
ACC Regular Season Record	35-19

Date	Season	FSU / Opp.	Opponent	Result	Scores
Oct. 10 1981	-/-	vs. Clemson #	W, 2-0	15-10, 15-5	
Sept. 3 1983	-/-	vs. Clemson !	W, 3-0	15-7, 15-0, 15-4	
Oct. 8 1983	-/-	vs. Clemson \$	W, 3-0	15-8, 15-7, 15-4	
Nov. 1 1983	-/-	vs. Clemson	W, 3-1	15-17, 15-11, 15-7, 15-9	
Oct. 24 1992	-/-	vs. Clemson *	W, 3-0	15-8, 15-7, 15-4	
Nov. 8 1991	-/-	at Clemson *	W, 3-0	15-12, 15-9, 15-9	
Sept. 24 1993	23/-	vs. Clemson *	W, 3-2	15-7, 16-14, 8-15, 12-15, 15-11	
Nov. 6 1993	23/-	at Clemson *	L, 0-3	4-15, 10-15, 4-15	
Nov. 20 1993	-/-	vs. Clemson #	W, 3-0	17-15, 15-12, 15-7	
Sept. 30 1994	-/-	vs. Clemson *	W, 3-2	13-15, 15-5, 15-4, 10-15, 15-11	
Nov. 11 1994	-/-	at Clemson *	L, 0-3	6-15, 3-15, 5-15	
Sept. 23 1995	-/-	at Clemson *	L, 1-3	3-15, 15-13, 7-15, 16-18	
Oct. 7 1995	-/-	vs. Clemson *	L, 2-3	16-14, 1-15, 9-15, 15-9, 3-15	
Nov. 16 1995	-/-	at Clemson #	W, 3-2	15-8, 6-15, 6-15, 16-14, 15-13	
Sept. 27 1996	-/-	vs. Clemson *	L, 2-3	15-7, 15-8, 12-15, 10-15, 17-19	
Oct. 11 1996	-/-	at Clemson	L, 1-3	13-15, 16-14, 14-16, 5-15	
Oct. 3 1997	-/-	vs. Clemson *	W, 3-1	15-13, 14-16, 15-4, 15-13	
Oct. 26 1997	-/-	at Clemson *	W, 3-1	5-15, 15-6, 15-5, 20-18	
Sept. 26 1998	21/-	at Clemson *	L, 2-3	5-15, 13-15, 15-6, 17-15, 13-15	



ALL-TIME RECORDS VS. OPPONENTS

Nov. 1	1998	-/-	vs. Clemson *	W, 3-1	15-9, 15-5, 11-15, 15-11
Oct. 8	1999	-/13	at Clemson *	L, 0-3	2-15, 5-15, 7-15
Nov. 5	1999	-/13	vs. Clemson *	L, 1-3	15-11, 3-15, 8-15, 4-15
Nov. 19	1999	-/16	vs. Clemson \$	L, 0-3	4-15, 5-15, 8-15
Oct. 15	2000	-/-	vs. Clemson *	W, 3-1	15-13, 15-6, 13-15, 15-8
Nov. 11	2000	-/-	at Clemson *	W, 3-1	15-4, 6-15, 15-6, 15-9
Sept. 21	2001	-/-	at Clemson *	W, 3-1	30-23, 30-32, 30-26, 30-23
Oct. 26	2001	-/-	vs. Clemson *	W, 3-0	30-28, 30-23, 30-14
Oct. 5	2002	-/-	at Clemson *	L, 2-3	23-30, 30-28, 28-30, 30-25, 15-17
Nov. 9	2002	-/-	vs. Clemson *	L, 1-3	30-24, 28-30, 28-30, 30-26
Nov. 22	2002	-/-	vs. Clemson \$	W, 3-2	29-31, 30-23, 30-28, 30-32, 17-15
Oct. 17	2003	-/-	vs. Clemson *	W, 3-2	30-21, 22-30, 20-30, 30-27, 15-6
Nov. 7	2003	-/-	at Clemson *	L, 1-3	30-25, 22-30, 21-30, 25-30
Oct. 30	2004	-/-	at Clemson *	W, 3-1	30-28, 30-32, 31-29, 30-25
Oct. 2	2005	-/-	vs. Clemson *	L, 2-3	30-23, 30-32, 28-30, 30-20, 13-15
Nov. 4	2005	-/-	at Clemson *	W, 3-1	30-27, 17-30, 30-26, 30-22
Sept. 30	2006	-/-	at Clemson *	L, 0-3	30-32, 27-30, 30-32
Nov. 3	2006	-/-	vs. Clemson *	L, 0-3	16-30, 21-30, 21-30
Oct. 7	2007	-/-	vs. Clemson *	L, 0-3	23-30, 28-30, 27-30
Nov. 16	2007	-/-	at Clemson *	L, 0-3	24-30, 19-30, 26-30
Oct. 4	2008	-/-	at Clemson *	L, 0-3	12-25, 17-25, 14-25
Nov. 14	2008	-/-	vs. Clemson *	W, 3-2	22-25, 18-25, 25-16, 25-23, 15-12
Oct. 4	2009	17/-	vs. Clemson *	W, 3-2	26-24, 25-20, 23-25, 20-25, 15-7
Nov. 13	2009	15/-	at Clemson *	W, 3-1	21-25, 25-19, 25-19, 25-19
Oct. 8	2010	20/-	vs. Clemson *	W, 3-1	21-25, 25-19, 25-12, 25-21
Nov. 6	2010	-/-	at Clemson *	L, 0-3	20-25, 18-25, 19-25
Oct. 16	2011	21/-	vs. Clemson *	W, 3-0	25-22, 29-27, 25-12
Nov. 18	2011	21/-	at Clemson *	W, 3-1	22-25, 25-15, 25-20, 26-24
Oct. 21	2012	12/-	at Clemson *	W, 3-0	25-9, 25-23, 25-19
Oct. 5	2013	18/-	at Clemson *	W, 3-2	19-25, 17-25, 25-23, 25-21, 15-8
Nov. 27	2013	16/-	vs. Clemson *	W, 3-0	25-21, 25-23, 25-16
Nov. 2	2014	3/-	at Clemson *	W, 3-2	22-25, 25-22, 21-25, 25-18, 15-12
Nov. 26	2014	8/-	vs. Clemson *	W, 3-0	25-18, 25-21, 25-13
Oct. 2	2015	17/-	vs. Clemson *	W, 3-0	25-22, 25-15, 25-15
Nov. 27	2015	20/-	at Clemson *	W, 3-0	25-22, 27-25, 25-15
Nov. 23	2016	16/-	vs. Clemson *	W, 3-1	25-16, 24-26, 25-17, 25-17
Nov. 22	2017	-/-	at Clemson *	W, 3-0	25-9, 26-24, 25-14
Oct. 21	2018	-/-	Clemson*	W, 3-1	24-26, 25-11, 25-17, 25-23
Oct. 27	2019	-/-	at Clemson*	W, 3-1	15-25, 25-15, 25-18, 25-21
Feb. 13	2021	-/-	vs. Clemson*	W, 3-1	19-25, 25-19, 25-15, 25-15
Feb. 13	2021	-/-	vs. Clemson*	W, 3-0	25-20, 25-14, 25-12
Nov. 5	2021	-/-	at Clemson*	W, 3-1	25-23, 23-25, 25-16, 25-20

Coastal Carolina						1-0
Home Record						1-0
Away Record						0-0
Neutral Record						0-0

Date	Season	FSU / Opp.	Opponent	Result	Scores
Sept. 11	2015	19/-	vs. Coastal Carolina #	W, 3-0	25-15, 25-16, 25-10

College of Charleston						1-1
Home Record						1-0
Away Record						0-0
Neutral Record						0-1

Date	Season	FSU / Opp.	Opponent	Result	Scores
	1977	-/-	vs. College of Charleston \$	L, 1-2	12-15, 15-7, 7-15
Sept. 15	1995	-/-	vs. College of Charleston	W, 3-0	15-5, 15-8, 15-10

Colorado						0-2
Home Record						0-0
Away Record						0-2
Neutral Record						0-0

Date	Season	FSU / Opp.	Opponent	Result	Scores
Sept. 22	1990	-/-	at Colorado #	L, 1-3	4-15, 5-15, 15-9, 5-15
Aug. 29	2015	9/24	at Colorado !	L, 2-3	20-25, 25-17, 27-25, 21-25, 12-15

Colorado State						0-4
Home Record						0-2

Away Record	0-1
Neutral Record	0-1

Date	Season	FSU / Opp.	Opponent	Result	Scores
Dec. 4	1988	-/-	vs. Colorado State ^	L, 1-3	3-15, 5-15, 15-9, 7-15
Sept. 2	2017	15/-	vs. Colorado State	L, 0-3	21-25, 23-25, 15-25
Sept. 1	2018	-/25	at Colorado State	L, 2-3	21-25, 11-25, 25-23, 25-16, 18-20
Sept. 7	2019	22/-	vs Colorado State	L, 2-3	23-25, 18-25, 22-25

Columbus College						3-0
Home Record						0-0
Away Record						0-0
Neutral Record						3-0

Date	Season	FSU / Opp.	Opponent	Result	Scores
	1973	-/-	vs. Columbus College \$	W, 2-0	15-1, 15-8
	1977	-/-	vs. Columbus College !	W, 2-0	15-2, 15-10
	1978	-/-	vs. Columbus College !	W, 2-0	15-1, 15-0

Dayton						1-0
Home Record						0-0
Away Record						1-0
Neutral Record						0-0

Date	Season	FSU / Opp.	Opponent	Result	Scores
Sept. 9	2011	24/23	at Dayton #	W, 3-1	25-23, 22-25, 25-23, 25-13

Delaware						1-0
Home Record						0-0
Away Record						1-0
Neutral Record						0-0

Date	Season	FSU / Opp.	Opponent	Result	Scores
Sept. 3	2011	25/-	at Delaware @	W, 3-0	25-10, 25-23, 25-11

DePaul						2-0
Home Record						1-0
Away Record						0-0
Neutral Record						1-0

Date	Season	FSU / Opp.	Opponent	Result	Scores
Dec. 1	1993	-/-	vs. DePaul ^	W, 3-1	15-8, 7-15, 15-10, 15-13
Sept. 16	1994	-/-	vs. DePaul @	W, 3-2	15-11, 11-15, 14-16, 17-15, 15-4

Duke						25-37
Home Record						10-15
Away Record						12-18
Neutral Record						3-4
ACC Regular Season Record						21-32

Date	Season	FSU / Opp.	Opponent	Result	Scores
Nov. 11	1983	-/-	vs. Duke *	W, 3-1	15-9, 11-15, 15-8, 15-6
Nov. 14	1986	-/-	vs. Duke %	L, 0-3	10-15, 14-16, 12-15
Nov. 13	1987	-/-	at Duke	W, 3-1	15-12, 15-6, 11-15, 15-5
Sept. 3	1989	-/-	vs. Duke !	W, 3-2	15-7, 15-7, 7-15, 13-15, 15-5
Oct. 20	1991	-/-	vs. Duke *	L, 2-3	16-14, 6-15, 15-12, 14-16, 13-15
Oct. 2	1992	-/-	at Duke *	L, 1-3	6-15, 13-15, 15-12, 3-15
Nov. 22	1992	-/-	vs. Duke %	L, 2-3	9-15, 15-9, 15-11, 11-15, 11-15
Oct. 22	1993	20/-	vs. Duke *	L, 1-3	13-15, 15-11, 9-15, 13-15
Nov. 12	1993	-/22	at Duke *	L, 0-3	3-15, 12-15, 6-15
Nov. 21	1993	-/20	at Duke #	L, 0-3	6-15, 6-15, 5-15
Sept. 23	1994	-/19	at Duke *	L, 0-3	4-15, 6-15, 10-15
Oct. 28	1994	-/18	vs. Duke *	L, 0-3	4-15, 9-15, 7-15
Nov. 19	1994	-/21	vs. Duke #	L, 0-3	8-15, 7-15, 8-15
Sept. 29	1995	-/-	at Duke *	L, 0-3	1-15, 7-15, 12-15
Nov. 4	1995	-/-	vs. Duke *	L, 0-3	10-15, 5-15, 9-15
Oct. 4	1996	-/-	vs. Duke *	L, 0-3	9-15, 10-15, 10-15
Nov. 3	1996	-/-	at Duke *	L, 1-3	15-13, 13-15, 5-15, 11-15
Oct. 17	1997	-/-	vs. Duke *	L, 1-3	7-15, 15-8, 13-15, 11-15
Nov. 16	1997	-/-	at Duke *	W, 3-2	13-15, 15-7, 15-7, 14-16, 15-10
Oct. 3	1998	-/-	vs. Duke *	W, 3-0	15-8, 15-7, 15-9
Oct. 23	1998	-/-	at Duke *	W, 3-0	15-13, 15-12, 15-4



ALL-TIME RECORDS VS. OPPONENTS

Sept. 24	1999	-/-	at Duke*	L, 1-3	8-15, 11-15, 15-9, 8-15
Oct. 29	1999	-/-	vs. Duke*	L, 1-3	3-15, 15-7, 13-15, 11-15
Oct. 7	2000	-/-	at Duke*	L, 2-3	19-17, 4-15, 8-15, 15-7, 8-15
Nov. 5	2000	-/-	vs. Duke*	L, 1-3	15-6, 8-15, 11-15, 14-16
Nov. 16	2000	-/-	vs. Duke \$	L, 1-3	14-16, 10-15, 15-4, 10-15
Nov. 2	2001	-/-	at Duke*	L, 1-3	27-30, 28-30, 30-20, 28-30
Nov. 17	2001	-/-	vs. Duke \$	W, 3-1	32-30, 30-21, 13-30, 30-20
Oct. 12	2001	-/-	vs. Duke*	L, 0-3	25-30, 23-30, 24-30
Sept. 28	2002	-/-	vs. Duke*	W, 3-1	19-30, 31-29, 30-25, 30-19
Oct. 19	2002	-/-	at Duke*	L, 0-3	23-30, 20-30, 28-30
Oct. 3	2003	-/-	vs. Duke*	L, 0-3	24-30, 27-30, 29-31
Oct. 24	2003	-/-	at Duke*	L, 1-3	31-29, 23-30, 19-30, 23-30
Oct. 1	2004	-/-	vs. Duke*	L, 2-3	37-35, 27-30, 30-23, 26-30, 13-15
Oct. 20	2005	-/-	at Duke*	L, 0-3	21-30, 23-30, 28-30
Nov. 23	2005	-/-	vs. Duke*	L, 2-3	30-28, 23-30, 30-19, 19-30, 8-15
Oct. 22	2006	-/-	vs. Duke*	L, 0-3	21-30, 20-30, 27-30
Nov. 22	2006	-/25	at Duke*	L, 0-3	23-30, 24-30, 29-31
Sept. 28	2007	-/14	vs. Duke*	L, 0-3	24-30, 18-30, 28-30
Nov. 3	2007	-/14	at Duke*	L, 2-3	24-30, 30-25, 27-30, 30-28, 14-16
Sept. 26	2008	-/-	at Duke*	L, 1-3	17-25, 17-25, 25-21, 22-25
Nov. 2	2008	-/-	vs. Duke*	L, 2-3	25-22, 17-25, 25-20, 21-25, 10-15
Oct. 10	2009	19/-	at Duke*	W, 3-2	25-18, 25-27, 25-20, 23-25, 15-10
Nov. 6	2009	16/-	vs. Duke*	W, 3-2	22-25, 25-19, 25-13, 21-25, 15-11
Oct. 24	2010	24/-	vs. Duke*	W, 3-2	19-25, 21-25, 25-21, 25-20, 15-13
Sept. 30	2011	22/-	vs. Duke*	W, 3-0	25-20, 25-16, 25-19
Nov. 13	2011	17/-	at Duke*	L, 2-3	20-25, 25-14, 20-25, 25-22, 7-15
Sept. 30	2012	14/-	vs. Duke*	W, 3-1	25-20, 22-25, 25-20, 25-16
Nov. 8	2012	13/-	at Duke*	W, 3-0	25-16, 26-24, 25-22
Oct. 25	2013	18/23	at Duke*	L, 2-3	20-25, 25-22, 22-25, 25-23, 9-15
Nov. 24	2013	19/13	vs. Duke*	W, 3-0	25-22, 25-22, 25-17
Nov. 13	2014	3/-	at Duke*	L, 1-3	25-20, 20-25, 21-25, 21-25
Oct. 9	2015	18/-	at Duke*	W, 3-2	25-22, 25-22, 20-25, 21-25, 15-12
Nov. 22	2015	20/-	vs. Duke*	W, 3-1	19-25, 25-18, 25-23, 25-17
Nov. 18	2016	17/-	at Duke*	W, 3-1	20-25, 25-16, 25-23, 25-20
Oct. 15	2017	-/-	at Duke*	W, 3-1	25-23, 16-25, 25-18, 28-26
Sept. 27	2019	23/-	at Duke*	W, 3-1	27-25, 25-21, 23-25, 25-15
Nov. 24	2019	-/-	Duke*	W, 3-0	25-22, 25-7, 25-10
Mar. 5	2021	-/-	at Duke*	W, 3-0	25-19, 25-22, 25-19
Mar. 6	2021	-/-	at Duke*	W, 3-0	25-23, 26-24, 26-24
Oct. 10	2021	-/-	at Duke*	W, 3-1	25-23, 19-25, 25-19, 25-19

East Tennessee State				2-0
Home Record				0-0
Away Record				0-0
Neutral Record				2-0

Date	Season	FSU / Opp.	Opponent	Result	Scores
	1977	-/-	vs. East Tennessee State %	W, 2-0	15-9, 15-1
Oct. 23	1981	-/-	vs. East Tennessee State \$	W, 3-0	15-2, 15-6, 15-11

Eastern Illinois				1-0
Home Record				1-0
Away Record				0-0
Neutral Record				0-0

Date	Season	FSU / Opp.	Opponent	Result	Scores
Sept. 2	2006	-/-	vs. Eastern Illinois !	W, 3-0	30-12, 30-23, 30-24

Eastern Kentucky				4-4
Home Record				2-1
Away Record				0-0
Neutral Record				2-3

Date	Season	FSU / Opp.	Opponent	Result	Scores
	1976	-/-	vs. Eastern Kentucky @	W, 2-1	10-15, 15-5, 15-12
Oct. 26	1981	-/-	vs. Eastern Kentucky	W, 3-1	15-3, 3-15, 15-4, 15-10
Oct. 8	1982	-/-	vs. Eastern Kentucky #	L, 0-2	15-17, 12-15
Oct. 9	1982	-/-	vs. Eastern Kentucky #	L, 1-2	15-2, 10-15, 3-15
Nov. 5	1982	-/-	vs. Eastern Kentucky +	L, 0-2	8-15, 10-15
Nov. 3	1984	-/-	vs. Eastern Kentucky	L, 0-3	14-16, 7-15, 12-15
Nov. 11	1988	-/-	vs. Eastern Kentucky @	W, 3-0	15-9, 15-13, 15-4

Sept. 20	2003	-/-	vs. Eastern Kentucky %	W, 3-1	30-23, 30-23, 30-23
----------	------	-----	------------------------	--------	---------------------

Eastern Michigan				2-0
Home Record				0-0
Away Record				0-0
Neutral Record				2-0

Date	Season	FSU / Opp.	Opponent	Result	Scores
Sept. 6	1997	-/-	vs. Eastern Michigan @	W, 3-0	15-13, 15-10, 15-5
Sept. 11	2004	-/-	vs. Eastern Michigan @	W, 3-0	30-22, 30-28, 33-31

Eastern Washington				1-0
Home Record				0-0
Away Record				0-0
Neutral Record				1-0

Date	Season	FSU / Opp.	Opponent	Result	Scores
Sept. 2	1990	-/-	vs. Eastern Washington !	W, 3-1	9-15, 15-5, 15-3, 15-3

Evansville				1-0
Home Record				1-0
Away Record				0-0
Neutral Record				0-0

Date	Season	FSU / Opp.	Opponent	Result	Scores
Nov. 20	1984	-/-	vs. Evansville	W, 3-0	15-8, 15-4, 15-4

Flagler				7-1
Home Record				3-0
Away Record				1-0
Neutral Record				3-1

Date	Season	FSU / Opp.	Opponent	Result	Scores
	1972	-/-	vs. Flagler @	W, 2-1	5-15, 15-0, 15-10
	1972	-/-	vs. Flagler #	L, 0-2	15-10, 15-12
	1973	-/-	vs. Flagler #	W, 2-1	15-3, 12-15, 15-10
Nov. 15	1974	-/-	vs. Flagler \$	W, 2-1	7-15, 15-6, 15-8
	1976	-/-	vs. Flagler #	W, 2-0	15-4, 15-9
	1976	-/-	at Flagler ^	W, 2-0	15-8, 15-12
Nov. 4	1981	-/-	vs. Flagler	W, 2-0	15-4, 15-10
Oct. 1	1980	-/-	vs. Flagler	W, 2-0	15-1, 15-2

Florence State				3-0
Home Record				0-0
Away Record				0-0
Neutral Record				3-0

Date	Season	FSU / Opp.	Opponent	Result	Scores
	1973	-/-	vs. Florence State @	W, 2-0	15-6, 15-6
	1973	-/-	vs. Florence State @	W, 2-0	15-4, 15-6
	1973	-/-	vs. Florence State \$	W, 2-0	15-11, 15-12

Florida				31-43
Home Record				16-15
Away Record				7-25
Neutral Record				9-2

Date	Season	FSU / Opp.	Opponent	Result	Scores
Nov. 15	1974	-/-	vs. Florida \$	W, 2-0	15-10, 15-4
Oct. 21	1975	-/-	at Florida	W, 2-0	15-4, 15-6
Oct. 21	1975	-/-	at Florida	W, 2-1	15-2, 7-15, 15-7
Nov. 4	1975	-/-	vs. Florida	W, 2-0	15-9, 15-1
Nov. 4	1975	-/-	vs. Florida	W, 2-0	15-6, 15-5
	1976	-/-	vs. Florida G	W, 2-0	15-0, 15-7
	1976	-/-	vs. Florida G	W, 2-1	15-3, 9-15, 15-1
	1977	-/-	vs. Florida ^	W, 2-1	10-15, 15-13, 15-7
Nov. 4	1977	-/-	vs. Florida G	W, 2-1	11-15, 15-10, 15-13
	1978	-/-	vs. Florida ^	W, 3-0	15-5, 13-15, 15-7
Oct. 9	1984	-/-	vs. Florida	W, 3-0	15-11, 15-9, 15-11
Oct. 18	1984	-/-	at Florida	W, 3-0	15-10, 15-5, 15-4
Sept. 11	1985	-/-	vs. Florida	L, 2-3	15-1, 15-4, 6-15, 1-15, 15-17
Sept. 21	1985	-/-	vs. Florida !	W, 3-2	15-8, 12-15, 15-7, 4-15, 17-15



ALL-TIME RECORDS VS. OPPONENTS

Sept. 22	1985	-/-	vs. Florida !	W, 3-2	4-15, 15-7, 9-15, 15-6, 15-7
Nov. 15	1985	-/-	at Florida	W, 3-0	15-8, 15-8, 15-7
Sept. 5	1986	-/-	vs. Florida !	W, 3-2	15-9, 9-15, 15-7, 13-15, 15-10
Sept. 19	1986	-/-	vs. Florida @	W, 3-1	9-15, 15-1, 15-6, 15-8
Nov. 15	1986	-/-	at Florida %	W, 3-1	8-15, 15-5, 15-7, 15-9
Sept. 12	1987	-/-	at Florida @	L, 2-3	3-15, 15-8, 15-6, 10-15, 8-15
Oct. 2	1987	-/-	vs. Florida	W, 3-1	15-3, 10-15, 15-9, 15-13
Nov. 9	1987	-/-	at Florida	L, 2-3	15-8, 12-15, 11-15, 17-15, 9-15
Sept. 17	1988	-/-	vs. Florida !	L, 1-3	16-14, 11-15, 13-15, 4-15
Sept. 26	1988	-/-	at Florida	L, 0-3	10-15, 7-15, 11-15
Oct. 24	1988	-/-	vs. Florida	W, 3-1	5-15, 15-3, 15-11, 15-10
Sept. 12	1989	-/-	vs. Florida	W, 3-2	9-15, 15-12, 15-6, 13-15, 15-10
Sept. 16	1989	-/-	vs. Florida @	W, 3-0	15-12, 15-5, 15-4
Nov. 6	1989	-/-	at Florida	L, 1-3	13-15, 15-9, 11-15, 10-15
Sept. 15	1990	-/-	vs. Florida @	L, 2-3	11-15, 16-14, 11-15, 15-5, 12-15
Oct. 9	1990	-/-	at Florida	W, 3-1	15-12, 10-15, 15-4, 15-12
Oct. 30	1990	-/-	vs. Florida	W, 3-0	15-5, 15-6, 15-13
Sept. 20	1991	-/17	vs. Florida @	L, 3-0	12-15, 5-15, 2-15
Nov. 18	1991	-/10	vs. Florida #	L, 0-3	5-15, 11-15, 5-15
Sept. 5	1992	-/12	at Florida !	L, 0-3	5-15, 6-15, 5-15
Nov. 17	1992	-/5	vs. Florida	L, 0-3	8-15, 8-15, 11-15
Dec. 2	1992	-/5	at Florida ^	L, 0-3	9-15, 3-15, 10-15
Sept. 7	1993	-/8	vs. Florida	W, 3-2	15-0, 8-15, 4-15, 15-13, 15-13
Nov. 9	1993	-/-	at Florida	L, 0-3	6-15, 11-15, 14-16
Sept. 13	1994	-/5	at Florida	L, 0-3	8-15, 12-15, 2-15
Oct. 31	1994	-/8	vs. Florida	W, 3-0	15-9, 15-13, 15-12
Oct. 10	1995	-/3	vs. Florida	L, 1-3	15-12, 5-15, 10-15, 6-15
Oct. 31	1995	-/3	at Florida	L, 0-3	4-15, 3-15, 2-15
Sept. 13	1996	-/7	at Florida @	L, 0-3	3-15, 11-15, 0-15
Nov. 12	1996	-/1	vs. Florida	L, 0-3	11-15, 11-15, 8-15
Sept. 24	1997	-/3	vs. Florida	L, 0-3	11-15, 11-15, 10-15
Nov. 4	1997	-/4	at Florida	L, 0-3	7-15, 5-15, 1-15
Sept. 23	1998	21/9	at Florida	L, 1-3	15-5, 8-15, 11-15, 10-15
Nov. 3	1998	-/-	vs. Florida	L, 0-3	7-15, 12-15, 15-17
Sept. 28	1999	-/4	vs. Florida	L, 0-3	5-15, 4-15, 9-15
Nov. 9	1999	-/4	at Florida	L, 0-3	3-15, 5-15, 4-15
Sept. 26	2000	-/12	vs. Florida	L, 1-3	8-15, 8-15, 16-14, 5-15
Sept. 24	2002	-/3	at Florida	L, 1-3	30-25, 24-30, 18-30, 26-30
Sept. 14	2004	-/5	vs. Florida	L, 1-3	30-27, 16-30, 23-30, 18-30
Sept. 19	2005	-/6	at Florida	L, 0-3	20-30, 23-30, 16-30
Sept. 12	2006	-/6	vs. Florida	L, 1-3	26-30, 30-27, 24-30, 24-30
Sept. 5	2007	-/6	at Florida	L, 1-3	30-24, 11-30, 21-30, 21-30
Sept. 8	2008	-/8	vs. Florida	L, 0-3	22-25, 24-26, 24-26
Aug. 31	2009	-/5	at Florida	L, 2-3	19-25, 25-23, 20-25, 25-22, 15-17
Sept. 22	2010	13/3	vs. Florida	L, 0-3	23-25, 29-31, 21-25
Dec. 4	2010	-/1	at Florida ^	L, 2-3	25-20, 22-25, 25-22, 21-25, 15-17
Aug. 30	2011	25/9	at Florida	L, 0-3	21-25, 22-25, 22-25
Oct. 24	2012	12/11	vs. Florida	W, 3-0	25-23, 25-22, 25-21
Sept. 17	2013	17/4	at Florida	L, 0-3	20-25, 24-26, 23-25
Dec. 6	2013	16/6	vs. Florida ^	W, 3-2	25-15, 20-25, 22-25, 25-22, 15-9
Sept. 3	2014	8/11	vs. Florida	W, 3-2	28-30, 25-21, 23-25, 25-23, 15-9
Sept. 20	2015	18/5	at Florida	L, 1-3	25-22, 18-25, 21-25, 20-25
Dec. 4	2015	19/16	at Florida ^	L, 1-3	25-23, 19-25, 23-25, 19-25
Sept. 14	2016	13/7	vs. Florida	L, 1-3	25-27, 25-19, 22-25, 19-25
Dec. 3	2016	16/11	at Florida ^	W, 3-2	13-25, 16-25, 25-23, 25-19, 15-12
Sept. 19	2017	-/3	at Florida	L, 0-3	21-25, 15-25, 12-25
Sept. 12	2018	-/11	Florida	L, 1-3	22-25, 22-25, 25-16, 19-25
Nov. 29	2018	-/16	at Florida	L, 0-3	21-25, 20-25, 13-25
Sept. 17	2019	23/11	at Florida	L, 0-3	21-25, 25-27, 14-25

Florida AGM		26-1	
Home Record	17-0	
Away Record	9-1	
Neutral Record	0-0	

Date	Season	FSU / Opp.	Opponent	Result	Scores
Nov. 11	1980	-/-	vs. Florida AGM	W, 2-0	15-1, 16-14
Nov. 4	1981	-/-	vs. Florida AGM	W, 2-0	15-1, 15-2
Oct. 19	1982	-/-	at Florida AGM	L, 2-1	15-4, 15-10, 15-6
Oct. 18	1983	-/-	vs. Florida AGM %	W, 3-0	15-2, 15-6, 15-8

Oct. 16	1984	-/-	at Florida AGM	W, 3-0	15-1, 15-2, 15-7
Oct. 1	1985	-/-	vs. Florida AGM	W, 3-0	15-4, 15-2, 15-11
Oct. 7	1986	-/-	at Florida AGM	W, 3-0	15-2, 15-6, 15-4
Sept. 29	1987	-/-	vs. Florida AGM	W, 3-0	15-2, 15-12, 15-6
Sept. 20	1988	-/-	at Florida AGM	W, 3-0	15-8, 15-6, 15-7
Oct. 3	1989	-/-	at Florida AGM	W, 3-0	15-6, 15-5, 15-2
Oct. 16	1990	-/-	vs. Florida AGM	W, 3-0	15-1, 15-2, 15-4
Oct. 8	1991	-/-	at Florida AGM	W, 3-0	15-1, 15-8, 15-3
Oct. 13	1992	-/-	vs. Florida AGM	W, 3-0	15-2, 15-5, 15-1
Oct. 12	1998	-/-	vs. Florida AGM	W, 3-0	15-2, 15-6, 15-1
Oct. 11	1999	-/-	vs. Florida AGM	W, 3-0	15-12, 15-8, 15-9
Oct. 11	2000	-/-	vs. Florida AGM	W, 3-0	15-5, 15-5, 15-1
Sept. 16	2000	-/-	at Florida AGM #	W, 3-0	15-5, 15-6, 15-1
Oct. 9	2001	-/-	vs. Florida AGM	W, 3-1	30-19, 31-33, 30-19, 32-30
Oct. 16	2002	-/-	vs. Florida AGM	W, 3-0	30-25, 30-22, 30-22
Aug. 29	2008	-/-	vs. Florida AGM !	W, 3-0	25-13, 25-15, 25-16
Aug. 29	2009	-/-	vs. Florida AGM !	W, 3-0	25-18, 25-23, 25-19
Nov. 27	2010	-/-	at Florida AGM	W, 3-0	25-17, 25-16, 25-14
Sept. 1	2012	8/-	at Florida AGM @	W, 3-0	25-13, 25-18, 25-18
Oct. 17	2014	4/-	vs. Florida AGM	W, 3-0	26-24, 25-21, 25-18
Sept. 12	2015	19/-	at Florida AGM #	W, 3-0	25-15, 25-16, 28-26
Sept. 9	2016	13/-	vs. Florida AGM #	W, 3-0	25-20, 25-22, 25-21
Sept. 8	2018	-/-	at Florida AGM	W, 3-0	25-22, 25-16, 25-15

Florida Atlantic		10-0	
Home Record	8-0	
Away Record	1-0	
Neutral Record	1-0	

Date	Season	FSU / Opp.	Opponent	Result	Scores
Oct. 8	1993	19/-	vs. Florida Atlantic	W, 3-0	15-8, 15-6, 15-4
Oct. 14	1994	-/-	vs. Florida Atlantic	W, 3-0	15-7, 15-2, 15-7
Aug. 30	1996	-/-	vs. Florida Atlantic	W, 3-0	15-5, 15-9, 15-7
Aug. 31	1996	-/-	vs. Florida Atlantic	W, 3-0	15-1, 15-7, 15-3
Sept. 12	1997	-/-	vs. Florida Atlantic	W, 3-0	15-3, 15-3, 15-7
Sept. 19	1997	-/-	at Florida Atlantic #	W, 3-0	15-3, 15-7, 15-6
Sept. 17	1999	-/-	vs. Florida Atlantic	W, 3-0	15-11, 16-14, 15-13
Sept. 1	2000	-/-	vs. Florida Atlantic !	W, 3-0	15-7, 15-1, 15-12
Aug. 29	2003	-/-	vs. Florida Atlantic !	W, 3-0	30-21, 30-23, 30-21
Sept. 6	2019	22/-	vs. Florida Atlantic	W, 3-2	23-25, 25-11, 25-22, 27-29, 15-5

Florida Gulf Coast		2-0	
Home Record	1-0	
Away Record	0-0	
Neutral Record	1-0	

Date	Season	FSU / Opp.	Opponent	Result	Scores
Sept. 7	2013	15/-	vs. Florida Gulf Coast @	W, 3-0	25-17, 25-13, 25-20
Sept. 11	2021	-/-	vs. Florida Gulf Coast	W, 3-0	25-20, 25-19, 25-16

Florida International		25-8	
Home Record	7-1	
Away Record	2-0	
Neutral Record	16-7	

Date	Season	FSU / Opp.	Opponent	Result	Scores
	1973	-/-	vs. Florida International #	W, 2-0	15-6, 15-6
Oct. 26	1974	-/-	vs. Florida International @	W, 2-0	15-3, 15-4
Nov. 1	1974	-/-	vs. Florida International #	W, 2-0	15-6, 15-7
Nov. 2	1974	-/-	vs. Florida International #	W, 2-0	15-8, 15-12
Nov. 16	1974	-/-	vs. Florida International \$	W, 2-1	15-17, 15-6, 15-12
Oct. 17	1975	-/-	vs. Florida International #	W, 2-1	15-3, 12-15, 15-2
Nov. 1	1975	-/-	vs. Florida International \$	W, 2-0	17-15, 15-2
Nov. 14	1975	-/-	vs. Florida International %	W, 2-0	15-10, 15-13
Nov. 15	1975	-/-	vs. Florida International %	L, 0-2	15-5, 15-6
Nov. 15	1975	-/-	vs. Florida International %	L, 0-2	15-9, 15-5
Nov. 22	1975	-/-	vs. Florida International ^	W, 2-0	15-10, 15-6
	1976	-/-	vs. Florida International %	L, 0-2	11-15, 12-15
	1976	-/-	vs. Florida International %	W, 2-0	15-8, 15-13
	1976	-/-	vs. Florida International G	L, 0-2	7-15, 9-15
	1976	-/-	vs. Florida International G	W, 2-1	13-15, 15-3, 15-13



ALL-TIME RECORDS VS. OPPONENTS

1976	-/-	vs. Florida International G	L	0-2	6-15, 8-15
1977	-/-	vs. Florida International @	L	1-2	8-15, 15-13, 10-15
1977	-/-	vs. Florida International #	L	0-2	6-15, 4-15
1978	-/-	vs. Florida International @	W	2-0	15-6, 16-14
Oct. 3 1980	-/-	vs. Florida International #	L	0-2	10-15, 9-15
Oct. 31 1980	-/-	vs. Florida International ^	W	2-1	9-15, 16-14, 15-3
Sept. 16 1988	-/-	vs. Florida International !	W	3-0	15-0, 15-1, 15-1
Sept. 15 1989	-/-	vs. Florida International @	W	3-1	15-2, 13-15, 15-6, 15-2
Sept. 15 1990	-/-	vs. Florida International @	W	3-0	16-14, 15-9, 15-1
Oct. 20 1990	-/-	vs. Florida International	W	3-0	15-10, 15-4, 15-3
Sept. 21 1991	-/-	vs. Florida International @	W	3-0	15-6, 15-9, 15-7
Sept. 19 1997	-/-	vs. Florida International #	W	3-0	15-9, 15-5, 15-4
Sept. 5 1998	24/-	vs. Florida International !	W	3-0	15-10, 15-9, 15-5
Sept. 4 1999	-/-	vs. Florida International !	W	3-0	15-3, 15-8, 15-13
Sept. 13 2002	-/-	at Florida International @	W	3-2	30-18, 30-26, 32-34, 28-30, 15-13
Sept. 12 2009	22/-	at Florida International #	W	3-1	24-26, 25-21, 25-17, 25-12
Aug. 28 2010	15/-	vs. Florida International !	W	3-0	25-20, 25-10, 25-21
Aug. 31 2012	8/-	vs. Florida International @	W	3-0	25-11, 25-12, 25-16

Florida JC	2-0
Home Record	2-0
Away Record	0-0
Neutral Record	0-0

Date	Season	FSU / Opp.	Opponent	Result	Scores	
Oct. 1	1980	-/-	vs. Florida JC	W	2-0	15-1, 15-1
Nov. 11	1980	-/-	vs. Florida JC	W	2-0	15-8, 15-1

Florida Southern	5-1
Home Record	2-1
Away Record	0-0
Neutral Record	3-0

Date	Season	FSU / Opp.	Opponent	Result	Scores
1973	-/-	vs. Florida Southern #	W	2-0	15-1, 15-0
1978	-/-	vs. Florida Southern @	W	2-0	16-14, 15-10
1978	-/-	vs. Florida Southern #	W	2-0	16-14, 15-6
Oct. 12 1979	-/-	vs. Florida Southern \$	W	2-0	15-8, 15-6
Oct. 31 1980	-/-	vs. Florida Southern ^	W	2-0	15-8, 16-14
Oct. 16 1982	-/-	vs. Florida Southern \$	L	1-2	12-15, 15-13, 12-15

Florida Tech	5-2
Home Record	1-0
Away Record	0-0
Neutral Record	4-2

Date	Season	FSU / Opp.	Opponent	Result	Scores
1972	-/-	vs. Florida Tech #	W	2-0	17-15, 15-6
Oct. 25 1974	-/-	vs. Florida Tech @	W	2-0	15-7, 15-12
1976	-/-	vs. Florida Tech #	W	2-0	15-9, 15-9
1976	-/-	vs. Florida Tech ^	W	2-0	15-4, 15-12
1978	-/-	vs. Florida Tech @	L	0-2	9-15, 7-15
1978	-/-	vs. Florida Tech @	L	0-2	14-16, 5-15
Sept. 15 1987	-/-	vs. Florida Tech @	W	3-0	15-4, 15-0, 15-2

Fresno State	1-2
Home Record	0-1
Away Record	0-0
Neutral Record	1-1

Date	Season	FSU / Opp.	Opponent	Result	Scores
Nov. 9 1990	-/-	vs. Fresno State \$	L	1-3	15-7, 11-15, 4-15, 15-17
Sept. 17 1994	-/-	vs. Fresno State @	L	1-3	15-7, 13-15, 9-15, 14-16
Aug. 31 2001	-/-	vs. Fresno State !	W	3-2	32-30, 37-35, 31-33, 30-32, 18-16

George Mason	0-2
Home Record	0-1
Away Record	0-0
Neutral Record	0-1

Date	Season	FSU / Opp.	Opponent	Result	Scores
------	--------	------------	----------	--------	--------

Sept. 9 1995	-/-	vs. George Mason @	L	0-3	11-15, 7-15, 9-15
Sept. 17 2004	-/-	vs. George Mason #	L	2-3	27-30, 32-30, 30-28, 23-30, 13-15

George Washington	1-1
Home Record	0-0
Away Record	0-0
Neutral Record	1-1

Date	Season	FSU / Opp.	Opponent	Result	Scores
1976	-/-	vs. George Washington @	L	1-2	11-15, 15-7, 10-15
Nov. 10 1990	-/-	vs. George Washington \$	W	3-2	15-2, 16-18, 15-6, 13-15, 3-15, 15-3

Georgetown	2-0
Home Record	0-0
Away Record	1-0
Neutral Record	1-0

Date	Season	FSU / Opp.	Opponent	Result	Scores
Sept. 2 1989	-/-	at Georgetown !	W	3-0	15-6, 15-9, 15-4
Sept. 18 1992	-/-	vs. Georgetown #	W	3-0	15-8, 15-11, 15-5

Georgia	17-8
Home Record	6-4
Away Record	2-4
Neutral Record	9-0

Date	Season	FSU / Opp.	Opponent	Result	Scores
Oct. 11 1974	-/-	vs. Georgia !	W	2-0	15-0, 15-1
Oct. 11 1975	-/-	vs. Georgia @	W	2-0	15-4, 15-4
1977	-/-	vs. Georgia #	W	2-0	16-14, 15-10
1977	-/-	vs. Georgia %	W	2-1	9-15, 15-2, 15-7
Nov. 15 1979	-/-	vs. Georgia G	W	2-1	6-15, 15-7, 15-6
Sept. 18 1981	-/-	vs. Georgia !	W	2-1	14-16, 15-8, 15-11
Sept. 25 1981	-/-	vs. Georgia	W	2-1	16-14, 15-9, 15-3
Nov. 22 1981	-/-	vs. Georgia G	W	2-0	15-1, 15-5
Nov. 11 1983	-/-	vs. Georgia *	W	3-0	15-5, 15-7, 15-12
Nov. 8 1984	-/-	vs. Georgia	L	2-3	10-15, 15-13, 13-15, 15-5, 13-15
Sept. 9 1985	-/-	vs. Georgia	L	0-3	4-15, 10-15, 6-15
Nov. 29 1985	-/-	vs. Georgia ^	W	1-3	9-15, 16-14, 7-15, 11-15
Dec. 7 1985	-/-	at Georgia G	L	0-3	6-15, 1-15, 11-15
Sept. 8 1986	-/-	vs. Georgia	L	1-3	12-15, 15-13, 5-15, 4-15
Sept. 6 1987	-/-	vs. Georgia !	W	3-0	16-14, 15-8, 15-11
Sept. 23 1988	-/-	at Georgia	W	3-1	15-8, 15-11, 12-15, 15-9
Sept. 1 1990	-/-	at Georgia !	W	3-2	10-15, 12-15, 15-11, 15-8, 16-14
Oct. 28 1990	-/-	vs. Georgia	W	3-0	15-4, 15-6, 15-12
Oct. 26 1991	-/-	vs. Georgia	L	1-3	15-5, 14-16, 15-13, 9-15, 9-15
Nov. 9 1991	-/20	at Georgia	L	0-3	9-15, 12-15, 1-15
Nov. 26 1994	-/17	at Georgia \$	L	1-3	8-15, 15-5, 6-15, 6-15
Nov. 16 1996	-/-	vs. Georgia	W	3-2	3-15, 2-15, 16-14, 15-12, 16-14
Nov. 28 2003	-/-	at Georgia ^	L	1-3	23-30, 26-30, 30-28, 28-30
Sept. 1 2012	8/-	vs. Georgia @	W	3-1	26-28, 25-11, 25-21, 25-16
Sept. 9 2021	-/-	vs. Georgia	W	3-2	22-25, 25-22, 21-25, 25-15, 15-13

Georgia College	4-0
Home Record	1-0
Away Record	0-0
Neutral Record	3-0

Date	Season	FSU / Opp.	Opponent	Result	Scores
1973	-/-	vs. Georgia College !	W	2-0	15-6, 15-8
1973	-/-	vs. Georgia College !	W	2-0	15-11, 15-5
1973	-/-	vs. Georgia College	W	2-0	15-5, 15-5
1973	-/-	vs. Georgia College \$	W	2-1	15-13, 11-15, 15-10

Georgia Southern	4-0
Home Record	2-0
Away Record	0-0
Neutral Record	2-0

Date	Season	FSU / Opp.	Opponent	Result	Scores
Sept. 16 1990	-/-	vs. Georgia Southern	W	3-0	15-2, 15-1, 15-7



ALL-TIME RECORDS VS. OPPONENTS

Sept. 10	1997	-/-	vs. Georgia Southern	W, 3-0	15-5, 15-0, 15-3
Dec. 3	2010	-/-	vs. Georgia Southern ^	W, 3-1	25-20, 23-25, 25-22, 25-13
Dec. 5	2013	16/-	vs. Georgia Southern ^	W, 3-0	25-19, 25-20, 25-20

Georgia State					5-0
Home Record					1-0
Away Record					0-0
Neutral Record					4-0

Date	Season	FSU / Opp.	Opponent	Result	Scores
Oct. 10	1975	-/-	vs. Georgia State @	W, 2-0	15-1, 15-5
	1977	-/-	vs. Georgia State \$	W, 2-0	15-4, 15-7
	1978	-/-	vs. Georgia State &	W, 2-0	15-4, 15-4
Sept. 4	1992	-/-	vs. Georgia State !	W, 3-0	15-7, 15-2, 15-3
Sept. 13	1997	-/-	vs. Georgia State	W, 3-0	15-11, 15-4, 15-6

Georgia Tech					22-35
Home Record					12-12
Away Record					10-2
Neutral Record					0-3
ACC Regular Season Record					22-32

Date	Season	FSU / Opp.	Opponent	Result	Scores
Nov. 10	1991	-/-	at Georgia Tech *	L, 2-3	13-15, 7-15, 15-7, 15-4, 11-15
Oct. 17	1992	-/-	vs. Georgia Tech *	W, 3-2	15-12, 12-15, 15-6, 7-15, 15-12
Sept. 25	1993	23/-	vs. Georgia Tech *	W, 3-0	15-8, 15-6, 15-9
Nov. 5	1993	23/-	at Georgia Tech *	L, 1-3	8-15, 10-15, 15-9, 12-15
Oct. 1	1994	-/-	vs. Georgia Tech *	L, 0-3	14-16, 7-15, 1-15
Nov. 12	1994	-/-	at Georgia Tech *	L, 0-3	14-16, 7-15, 1-15
Sept. 22	1995	-/22	at Georgia Tech *	L, 1-3	4-15, 16-14, 6-15, 13-15
Oct. 6	1995	-/25	vs. Georgia Tech *	L, 0-3	11-15, 14-16, 9-15
Sept. 29	1996	-/-	vs. Georgia Tech *	L, 1-3	11-15, 12-15, 15-11, 12-15
Oct. 13	1996	-/-	at Georgia Tech *	L, 1-3	4-15, 15-9, 6-15, 6-15
Nov. 22	1996	-/-	at Georgia Tech #	L, 0-3	8-15, 12-15, 8-15
Oct. 5	1997	-/-	vs. Georgia Tech *	W, 3-1	15-12, 15-9, 9-15, 16-14
Oct. 25	1997	-/-	at Georgia Tech *	L, 1-3	13-15, 15-8, 9-15, 7-15
Nov. 22	1997	-/-	vs. Georgia Tech \$	L, 1-3	14-16, 10-15, 15-5, 6-15
Sept. 27	1998	21/-	at Georgia Tech *	L, 1-3	12-15, 8-15, 15-8, 5-15
Oct. 30	1998	-/-	vs. Georgia Tech *	W, 3-0	15-6, 16-14, 15-11
Oct. 9	1999	-/-	at Georgia Tech *	L, 0-3	7-15, 14-16, 7-15
Nov. 7	1999	-/-	vs. Georgia Tech *	L, 1-3	15-10, 5-15, 15-12, 15-2
Oct. 13	2000	-/-	vs. Georgia Tech *	L, 2-3	15-9, 15-13, 6-15, 9-15, 10-15
Nov. 10	2000	-/-	at Georgia Tech *	W, 3-1	15-11, 15-5, 9-15, 15-10
Sept. 22	2001	-/-	at Georgia Tech *	L, 0-3	25-30, 26-30, 24-30
Oct. 28	2001	-/-	vs. Georgia Tech *	W, 3-2	25-30, 21-30, 30-24, 30-26, 15-12
Oct. 6	2002	-/23	at Georgia Tech *	L, 2-3	23-30, 18-30, 31-29, 32-30, 12-15
Nov. 8	2002	-/24	vs. Georgia Tech *	L, 0-3	26-30, 26-30, 16-30
Nov. 24	2002	-/20	at Georgia Tech \$	L, 1-3	23-30, 23-30, 30-23, 19-30
Oct. 18	2003	-/4	vs. Georgia Tech *	L, 0-3	30-32, 24-30, 22-30
Nov. 8	2003	-/7	at Georgia Tech *	L, 0-3	16-30, 29-31, 22-30
Nov. 21	2003	-/6	vs. Georgia Tech \$	L, 1-3	23-30, 31-29, 19-30, 27-30
Oct. 29	2004	-/-	at Georgia Tech *	L, 1-3	23-30, 28-30, 31-29, 25-30
Sept. 30	2005	-/-	vs. Georgia Tech *	L, 2-3	30-27, 27-30, 30-19, 27-30, 12-15
Nov. 5	2005	-/-	at Georgia Tech *	W, 3-0	30-24, 30-25, 30-25
Sept. 29	2006	-/-	at Georgia Tech *	W, 3-2	30-23, 32-30, 15-30, 27-30, 15-9
Nov. 5	2006	-/-	vs. Georgia Tech *	L, 1-3	30-27, 26-30, 25-30, 26-30
Oct. 5	2007	-/-	vs. Georgia Tech *	W, 3-1	30-21, 32-30, 20-30, 30-24
Nov. 17	2007	-/-	at Georgia Tech *	L, 1-3	30-27, 25-30, 20-30, 27-30
Oct. 30	2008	-/-	at Georgia Tech *	L, 0-3	21-25, 16-25, 17-25
Nov. 16	2008	-/-	vs. Georgia Tech *	W, 3-1	22-25, 25-18, 26-24, 25-19
Oct. 2	2009	17/-	vs. Georgia Tech *	L, 2-3	25-19, 25-27, 25-15, 25-27, 14-16
Nov. 14	2009	15/-	at Georgia Tech *	W, 3-0	25-20, 25-23, 25-23
Oct. 10	2010	20/-	vs. Georgia Tech *	L, 0-3	24-26, 11-25, 17-25
Nov. 5	2010	-/-	at Georgia Tech *	W, 3-0	25-22, 25-23, 25-18
Oct. 14	2011	21/-	vs. Georgia Tech *	W, 3-0	25-19, 25-23, 25-21
Nov. 19	2011	21/-	at Georgia Tech *	W, 3-1	25-20, 17-25, 25-20, 25-15
Oct. 19	2012	12/-	at Georgia Tech *	W, 3-2	33-35, 23-25, 25-13, 25-17, 15-10
Oct. 4	2013	18/-	at Georgia Tech *	L, 1-3	25-20, 24-26, 17-25, 22-25
Nov. 29	2013	16/-	vs. Georgia Tech *	W, 3-0	25-10, 25-13, 25-21
Oct. 3	2014	5/-	at Georgia Tech *	W, 3-0	25-17, 25-22, 25-18
Oct. 4	2015	17/-	vs. Georgia Tech *	W, 3-0	25-22, 25-20, 25-13

Nov. 25	2015	20/-	at Georgia Tech *	W, 3-2	25-20, 22-25, 23-25, 25-20, 15-7
Nov. 25	2016	16/-	vs. Georgia Tech *	W, 3-2	25-17, 25-22, 16-25, 23-25, 15-13
Nov. 24	2017	-/-	at Georgia Tech *	W, 3-0	25-12, 25-18, 25-23
Oct. 19	2018	-/-	Georgia Tech*	W, 3-1	25-21, 23-25, 25-20, 25-23
Oct. 25	2019	-/-	at Georgia Tech*	L, 0-3	23-25, 12-25, 13-25
Oct. 7	2020	-/12	at Georgia Tech*	L, 0-3	17-25, 18-25, 24-26
Oct. 8	2020	-/12	at Georgia Tech*	L, 0-3	14-25, 17-25, 20-25
Nov. 7	2021	-/14	at Georgia Tech*	L, 1-3	14-25, 22-25, 25-23, 16-25
Nov. 26	2021	-/14	vs. Georgia Tech*	L, 0-3	22-25, 14-25, 11-25

Gulf Coast CC					2-0
Home Record					2-0
Away Record					0-0
Neutral Record					0-0

Date	Season	FSU / Opp.	Opponent	Result	Scores
Oct. 17	1979	-/-	vs. Gulf Coast CC	W, 2-0	15-1, 15-5
Oct. 23	1979	-/-	vs. Gulf Coast CC	W, 2-0	15-2, 15-2

High Point					1-0
Home Record					0-0
Away Record					1-0
Neutral Record					0-0

Date	Season	FSU / Opp.	Opponent	Result	Scores
Nov. 2	2019	-/-	at High Point	W, 3-2	25-18, 22-25, 25-22, 24-26, 15-10

Hofstra					4-0
Home Record					3-0
Away Record					1-0
Neutral Record					0-0

Date	Season	FSU / Opp.	Opponent	Result	Scores
Nov. 4	1984	-/-	vs. Hofstra	W, 3-2	9-15, 15-11, 15-13, 9-15, 15-12
Nov. 1	1991	-/-	vs. Hofstra	W, 3-1	15-3, 15-9, 9-15, 15-8
Oct. 31	1992	-/-	at Hofstra &	W, 3-0	15-5, 15-11, 15-5
Nov. 30	2012	12/-	vs. Hofstra ^	W, 3-0	25-21, 25-10, 25-20

Houston					7-9
Home Record					2-1
Away Record					3-4
Neutral Record					2-4

Date	Season	FSU / Opp.	Opponent	Result	Scores
Oct. 19	1979	-/-	vs. Houston %	L, 0-2	5-15, 13-15
Dec. 6	1979	-/-	vs. Houston +	L, 0-2	9-15, 8-15
Oct. 2	1981	-/-	vs. Houston @	W, 2-0	15-5, 15-11
Oct. 30	1983	-/-	at Houston ^	L, 1-3	15-11, 8-15, 8-15, 14-16
Sept. 23	1984	-/-	at Houston	L, 1-3	15-12, 8-15, 7-15, 11-15
Nov. 27	1987	-/-	vs. Houston \$	L, 2-3	15-7, 15-3, 11-15, 8-15, 11-15
Oct. 7	1988	-/-	at Houston	L, 2-3	15-1, 5-15, 15-3, 3-15, 4-15
Nov. 10	1990	-/-	vs. Houston \$	W, 3-1	15-6, 12-15, 15-10, 15-4
Oct. 6	1991	-/-	at Houston	L, 1-3	8-15, 7-15, 15-13, 3-15
Sept. 25	1992	-/-	vs. Houston	W, 3-2	11-15, 15-13, 11-15, 15-6, 15-8
Sept. 18	1993	21/-	at Houston	W, 3-0	15-11, 15-9, 15-2
Sept. 16	1995	-/-	vs. Houston	L, 1-3	13-15, 15-12, 9-15, 3-15
Sept. 13	2003	-/-	vs. Houston #	W, 3-1	23-30, 30-24, 30-20, 30-21
Sept. 10	2005	-/-	vs. Houston @	L, 2-3	26-30, 30-28, 28-30, 30-23, 10-15
Sept. 3	2010	13/-	at Houston @	W, 3-0	25-19, 25-19, 25-13
Sept. 14	2012	11/-	at Houston	W, 3-0	25-14, 25-15, 25-19

Idaho					1-0
Home Record					0-0
Away Record					0-0
Neutral Record					1-0

Date	Season	FSU / Opp.	Opponent	Result	Scores
Sept. 14	1991	-/-	vs. Idaho !	W, 3-0	16-14, 15-2, 15-6

Illinois					3-2
Home Record					2-0
Away Record					0-0
Neutral Record					1-2



ALL-TIME RECORDS VS. OPPONENTS

Date	Season	FSU / Opp.	Opponent	Result	Scores
Oct. 8	1982	- / -	vs. Illinois #	W, 2-0	15-4, 15-6
Sept. 6	1986	- / 9	vs. Illinois!	L, 0-3	11-15, 10-15, 0-15
Sept. 2	2000	- / -	vs. Illinois!	W, 3-0	15-11, 15-6, 15-6
Sept. 4	2009	- / 8	vs. Illinois @	W, 3-0	26-24, 25-22, 25-17
Aug. 30	2013	18 / -	vs. Illinois!	L, 0-3	18-25, 23-25, 23-25

Illinois-Chicago					1-0
Home Record					0-0
Away Record					1-0
Neutral Record					0-0

Date	Season	FSU / Opp.	Opponent	Result	Scores
Oct. 26	1987	- / -	at Illinois-Chicago	W, 3-0	15-10, 15-4, 15-5

Illinois-Chicago Circle					0-1
Home Record					0-0
Away Record					0-0
Neutral Record					0-1

Date	Season	FSU / Opp.	Opponent	Result	Scores
1976	- / -	vs. Illinois-Chicago Circle @	L, 0-2		5-15, 3-15

Illinois State					5-3
Home Record					2-1
Away Record					0-1
Neutral Record					3-1

Date	Season	FSU / Opp.	Opponent	Result	Scores
Dec. 12	1974	- / -	vs. Illinois State ^	L, 0-2	9-15, 14-16
	1978	- / -	vs. Illinois State \$	W, 2-0	15-12, 15-12
Oct. 1	1982	20 / -	vs. Illinois State @	W, 3-1	15-13, 15-4, 13-15, 15-8
Sept. 21	1984	- / -	vs. Illinois State	L, 0-3	1-15, 6-15, 4-15
Sept. 22	1989	- / -	vs. Illinois State	W, 3-2	12-15, 15-7, 12-15, 15-6, 15-9
Sept. 24	1989	- / -	vs. Illinois State	W, 3-1	15-11, 15-8, 2-15, 15-7
Aug. 30	2002	- / -	at Illinois State!	L, 0-3	27-30, 30-32, 24-30
Aug. 26	2017	15 / -	vs. Illinois State	W, 3-2	25-23, 28-30, 23-25, 26-24, 15-7

Indian River CC					1-0
Home Record					1-0
Away Record					0-0
Neutral Record					0-0

Date	Season	FSU / Opp.	Opponent	Result	Scores
Nov. 2	1981	- / -	vs. Indian River CC	W, 3-0	15-5, 15-9, 16-14

Indiana					0-1
Home Record					0-1
Away Record					0-0
Neutral Record					0-0

Date	Season	FSU / Opp.	Opponent	Result	Scores
Sept. 4	1999	- / -	vs. Indiana!	L, 0-3	6-15, 14-16, 4-15

IUPUI					1-0
Home Record					0-0
Away Record					0-0
Neutral Record					1-0

Date	Season	FSU / Opp.	Opponent	Result	Scores
Sept. 14	2002	- / -	vs. IUPUI @	W, 3-0	30-20, 30-23, 30-18

Iowa					0-2
Home Record					0-2
Away Record					0-0
Neutral Record					0-0

Date	Season	FSU / Opp.	Opponent	Result	Scores
Nov. 25	1984	- / -	vs. Iowa	L, 0-3	3-15, 2-15, 12-15
Sept. 3	1994	- / -	vs. Iowa %	L, 0-3	8-15, 6-15, 11-15

Iowa State					4-0
-------------------	--	--	--	--	------------

Home Record	0-0
Away Record	1-0
Neutral Record	3-0

Date	Season	FSU / Opp.	Opponent	Result	Scores
Oct. 19	1979	- / -	vs. Iowa State %	W, 2-0	15-1, 15-6
Dec. 10	2011	21 / 14	vs. Iowa State &	W, 3-2	25-21, 23-25, 25-20, 19-25, 15-11
Aug. 25	2012	12 / 10	vs. Iowa State!	W, 3-2	23-25, 25-23, 25-11, 25-27, 15-11
Aug. 31	2014	13 / -	at Iowa State!	W, 3-0	25-21, 25-16, 25-11

Jacksonville					37-0
Home Record					20-0
Away Record					11-0
Neutral Record					6-0

Date	Season	FSU / Opp.	Opponent	Result	Scores
1972	- / -	vs. Jacksonville	W, 2-1		15-5, 10-15, 15-10
1972	- / -	vs. Jacksonville #	W, 2-1		13-15, 15-8, 15-11
1972	- / -	vs. Jacksonville \$	W, 2-0		15-1, 15-2
1973	- / -	at Jacksonville	W, 2-0		15-3, 15-6
1973	- / -	at Jacksonville @	W, 2-0		15-7, 15-9
1973	- / -	at Jacksonville @	W, 2-0		15-3, 15-4
Nov. 14	1974	- / -	vs. Jacksonville \$	W, 2-0	15-3, 15-6
Nov. 13	1975	- / -	vs. Jacksonville %	W, 2-0	15-2, 15-6
	1976	- / -	vs. Jacksonville ^	W, 2-0	15-3, 15-12
Oct. 1	1980	- / -	vs. Jacksonville	W, 2-0	15-4, 15-9
Oct. 11	1980	- / -	vs. Jacksonville \$	W, 2-0	15-0, 15-5
Nov. 4	1980	- / -	vs. Jacksonville	W, 3-0	15-6, 15-4, 15-5
Oct. 9	1981	- / -	vs. Jacksonville #	W, 2-0	15-1, 15-5
Oct. 8	1982	- / -	vs. Jacksonville #	W, 2-0	15-7, 15-12
Oct. 22	1986	- / -	vs. Jacksonville	W, 3-2	15-12, 15-4, 11-15, 6-15, 15-7
Sept. 11	1987	- / -	vs. Jacksonville @	W, 3-0	15-5, 15-3, 15-11
Oct. 12	1987	- / -	at Jacksonville	W, 3-0	15-12, 15-13, 15-10
Sept. 3	1988	- / -	vs. Jacksonville	W, 3-0	15-10, 15-11, 15-12
Oct. 18	1988	- / -	at Jacksonville	W, 3-0	15-4, 15-8, 15-7
Oct. 9	1989	- / -	at Jacksonville	W, 3-0	15-1, 15-1, 15-2
Oct. 23	1990	- / -	vs. Jacksonville	W, 3-0	15-4, 15-2, 15-7
Oct. 1	1991	- / -	at Jacksonville	W, 3-0	15-8, 15-6, 15-12
Sept. 29	1992	- / -	vs. Jacksonville	W, 3-0	15-7, 15-3, 15-7
Sept. 27	1993	23 / -	vs. Jacksonville	W, 3-1	15-7, 13-15, 15-7, 15-3
Oct. 18	1994	- / -	vs. Jacksonville	W, 3-0	15-1, 15-3, 15-10
Sept. 6	1995	- / -	vs. Jacksonville	W, 3-0	15-2, 15-4, 15-7
Oct. 17	1995	- / -	at Jacksonville	W, 3-1	15-8, 12-15, 15-9, 15-6
Sept. 10	1996	- / -	vs. Jacksonville	W, 3-1	13-15, 15-1, 15-6, 15-9
Oct. 29	1996	- / -	vs. Jacksonville	W, 3-0	15-3, 16-14, 15-2
Sept. 30	1998	- / -	vs. Jacksonville	W, 3-0	15-4, 15-5, 15-8
Nov. 10	1998	- / -	at Jacksonville	W, 3-1	15-6, 13-15, 15-3, 15-8
Oct. 19	1999	- / -	at Jacksonville	W, 3-0	15-12, 15-2, 15-9
Sept. 13	2000	- / -	vs. Jacksonville	W, 3-0	15-3, 15-6, 15-8
Oct. 23	2001	- / -	at Jacksonville	W, 3-0	30-17, 30-21, 30-19
Sept. 4	2002	- / -	vs. Jacksonville	W, 3-0	30-21, 30-19, 30-23
Sept. 19	2003	- / -	vs. Jacksonville %	W, 3-0	30-12, 30-28, 30-12
Dec. 4	2014	8 / -	vs. Jacksonville ^	W, 3-0	25-13, 25-21, 25-15

Jacksonville State					1-0
Home Record					1-0
Away Record					0-0
Neutral Record					0-0

Date	Season	FSU / Opp.	Opponent	Result	Scores
Dec. 6	2009	12 / -	vs. Jacksonville State ^	W, 3-0	25-18, 26-24, 25-22

Kansas					1-0
Home Record					1-0
Away Record					0-0
Neutral Record					0-0

Date	Season	FSU / Opp.	Opponent	Result	Scores
Sept. 1	2007	- / -	vs. Kansas @	W, 3-1	22-30, 30-20, 30-27, 30-16

Kansas State					2-2
---------------------	--	--	--	--	------------



ALL-TIME RECORDS VS. OPPONENTS

Home Record	0-1
Away Record	0-1
Neutral Record	2-0

Date	Season	FSU / Opp.	Opponent	Result	Scores
Aug. 29	2003	- / 15	vs. Kansas State !	L, 0-3	19-30, 24-30, 20-30
Sept. 9	2005	- / 24	at Kansas State @	L, 0-3	24-30, 17-30, 22-30
Sept. 10	2010	17 / -	vs. Kansas State #	W, 3-2	19-25, 25-19, 25-15, 20-25, 15-11
Dec. 3	2021	- / -	vs. Kansas State	W, 3-0	25-20, 25-16, 25-17

Kentucky	8-5
Home Record	2-3
Away Record	4-1
Neutral Record	2-1

Date	Season	FSU / Opp.	Opponent	Result	Scores
Oct. 26	1981	- / -	at Kentucky	W, 3-2	15-8, 4-15, 15-13, 12-15, 16-14
Oct. 30	1982	- / -	vs. Kentucky %	L, 2-3	8-15, 15-10, 14-16, 15-3, 11-15
Nov. 14	1982	- / -	vs. Kentucky	L, 2-3	15-4, 8-15, 9-15, 15-12, 4-15
Oct. 18	1985	- / -	vs. Kentucky	L, 2-3	14-16, 18-16, 17-15, 13-15, 7-15
Nov. 1	1987	- / -	vs. Kentucky	L, 0-3	13-15, 7-15, 4-15
Nov. 12	1988	- / 9	at Kentucky @	W, 3-1	15-10, 16-14, 13-15, 15-12
Sept. 29	1989	- / 14	vs. Kentucky	W, 3-2	15-13, 6-15, 15-13, 11-15, 16-14
Nov. 11	1989	- / -	at Kentucky #	W, 3-2	8-15, 6-15, 15-10, 15-5, 15-5
Nov. 30	1990	- / -	at Kentucky ^	L, 1-3	12-15, 10-15, 15-10, 10-15
Dec. 11	2009	12 / 13	vs. Kentucky &	W, 3-2	16-25, 26-24, 25-17, 19-25, 17-15
Sept. 10	2010	17 / 16	at Kentucky #	W, 3-2	21-25, 25-22, 25-20, 17-25, 15-6
Aug. 26	2011	- / -	vs. Kentucky !	W, 3-0	25-13, 25-8, 25-14
Aug. 30	2013	18 / 17	vs. Kentucky !	W, 3-0	27-25, 25-23, 25-20

Lake City CC	11-0
Home Record	3-0
Away Record	5-0
Neutral Record	3-0

Date	Season	FSU / Opp.	Opponent	Result	Scores
1973		- / -	at Lake City CC	W, 2-0	15-6, 15-2
1973		- / -	at Lake City CC	W, 2-0	15-4, 15-3
1973		- / -	at Lake City CC	W, 2-0	15-3, 15-0
1973		- / -	at Lake City CC	W, 2-0	15-8, 15-9
Nov. 2	1974	- / -	vs. Lake City CC #	W, 2-0	15-3, 15-8
1976		- / -	vs. Lake City CC ^	W, 2-0	15-8, 15-8
Oct. 10	1979	- / -	vs. Lake City CC	W, 3-0	15-8, 15-5, 15-11
Nov. 6	1979	- / -	vs. Lake City CC	W, 3-0	15-11, 15-0, 18-16
Oct. 7	1980	- / -	vs. Lake City CC	W, 2-0	15-7, 15-6
Oct. 24	1980	- / -	vs. Lake City CC %	W, 2-0	15-5, 15-9
Nov. 5	1980	- / -	at Lake City CC	W, 3-0	15-5, 15-11, 15-11

Lamar	2-0
Home Record	1-0
Away Record	1-0
Neutral Record	0-0

Date	Season	FSU / Opp.	Opponent	Result	Scores
Sept. 15	1984	- / -	vs. Lamar	W, 3-0	15-11, 15-6, 15-11
Oct. 8	1988	- / -	at Lamar	W, 3-1	15-7, 10-15, 15-1, 15-4

LaSalle	1-0
Home Record	0-0
Away Record	0-0
Neutral Record	1-0

Date	Season	FSU / Opp.	Opponent	Result	Scores
Oct. 31	1992	- / -	vs. LaSalle &	W, 3-0	15-6, 15-1, 15-8

Liberty	1-0
Home Record	1-0
Away Record	0-0
Neutral Record	0-0

Date	Season	FSU / Opp.	Opponent	Result	Scores
Sept. 18	1999	- / -	vs. Liberty	W, 3-2	15-12, 13-15, 15-9, 14-16, 15-7

Date	Season	FSU / Opp.	Opponent	Result	Scores
Sept. 18	1999	- / -	vs. Liberty	W, 3-2	15-12, 13-15, 15-9, 14-16, 15-7

Little Rock	1-0
Home Record	1-0
Away Record	0-0
Neutral Record	0-0

Date	Season	FSU / Opp.	Opponent	Result	Scores
Sept. 9	2016	13 / -	vs. Little Rock	W, 3-0	25-15, 25-19, 25-20

Long Beach State	1-6
Home Record	0-1
Away Record	1-1
Neutral Record	0-4

Date	Season	FSU / Opp.	Opponent	Result	Scores
Dec. 14	1974	- / -	vs. Long Beach State ^	L, 0-2	7-15, 1-15
Nov. 29	1987	- / 18	vs. Long Beach State \$	L, 2-3	10-15, 17-15, 15-2, 9-15, 11-15
Oct. 10	1992	- / 3	vs. Long Beach State \$	L, 1-3	15-11, 2-15, 9-15, 11-15
Sept. 18	1998	19 / 2	vs. Long Beach State #	L, 0-3	7-15, 5-15, 4-15
Sept. 8	2007	- / -	at Long Beach State #	L, 0-3	22-30, 28-30, 23-30
Sept. 4	2008	- / 23	vs. Long Beach State	L, 2-3	25-21, 26-28, 19-25, 25-16, 7-15
Aug. 31	2013	18 / -	at Long Beach State !	W, 3-2	15-25, 25-23, 20-25, 25-18, 15-12

Louisiana-Lafayette	2-0
Home Record	2-0
Away Record	0-0
Neutral Record	0-0

Date	Season	FSU / Opp.	Opponent	Result	Scores
Sept. 20	2002	- / -	vs. Louisiana-Lafayette #	W, 3-2	30-27, 20-30, 21-30, 30-26, 15-13
Feb. 27	2021	- / -	vs. Louisiana-Lafayette	W, 3-0	25-12, 25-16, 25-14

LSU	13-8
Home Record	4-2
Away Record	4-4
Neutral Record	5-2

Date	Season	FSU / Opp.	Opponent	Result	Scores
1976		- / -	vs. LSU !	L, 1-2	2-15, 15-7, 14-16
1977		- / -	vs. LSU !	L, 0-2	1-15, 11-15
Oct. 5	1979	- / -	vs. LSU #	W, 2-1	15-6, 13-15, 15-13
Oct. 4	1980	- / -	vs. LSU #	W, 2-0	15-7, 15-4
Oct. 4	1980	- / -	vs. LSU #	W, 2-0	15-13, 15-5
Oct. 31	1981	- / -	at LSU %	L, 1-2	15-8, 9-15, 7-15
Sept. 17	1982	- / -	at LSU !	W, 3-0	15-6, 15-6, 15-8
Oct. 30	1982	- / -	vs. LSU %	W, 3-1	15-10, 13-15, 15-4, 15-3
Sept. 5	1983	- / -	at LSU !	W, 3-2	13-15, 15-11, 8-15, 15-11, 15-8
Oct. 29	1983	- / -	vs. LSU ^	W, 3-0	15-6, 15-4, 15-10
Sept. 22	1984	- / -	vs. LSU	W, 3-2	11-15, 12-15, 15-8, 15-13, 15-6
Nov. 22	1984	- / -	at LSU	L, 1-3	11-15, 15-12, 9-15, 13-15
Nov. 9	1985	- / -	vs. LSU	L, 2-3	13-15, 16-14, 15-9, 7-15, 8-15
Sept. 26	1986	- / 19	at LSU #	L, 0-3	15-8, 15-0, 15-6
Nov. 6	1988	- / -	at LSU	L, 1-3	10-15, 9-15, 22-20, 10-15
Oct. 27	1989	- / 17	vs. LSU	W, 3-2	12-15, 15-9, 7-15, 15-5, 15-9
Sept. 10	1993	- / -	at LSU @	W, 3-0	15-12, 15-4, 10-15, 15-7
Sept. 9	1994	- / -	vs. LSU !	L, 2-3	12-15, 15-12, 15-5, 13-15, 13-15
Sept. 20	2002	- / -	vs. LSU #	W, 3-2	22-30, 30-24, 30-24, 27-30, 15-13
Sept. 13	2014	7 / -	vs. LSU #	W, 3-1	19-25, 25-19, 25-23, 25-16
Sept. 18	2016	13 / -	at LSU	W, 3-0	26-24, 25-20, 25-18

Louisiana Tech	1-0
Home Record	0-0
Away Record	0-0
Neutral Record	1-0

Date	Season	FSU / Opp.	Opponent	Result	Scores
Sept. 5	2003	- / -	vs. Louisiana Tech @	W, 3-0	30-18, 30-28, 30-25

Louisville	14-10
Home Record	5-5



ALL-TIME RECORDS VS. OPPONENTS

Away Record	7-3
Neutral Record	2-2
ACC Regular Season Record	5-5

Date	Season	FSU / Opp.	Opponent	Result	Scores
Sept. 26	1980	-/-	vs. Louisville @	W, 2-0	15-7, 15-9
Nov. 22	1982	-/-	vs. Louisville ^	L, 2-3	13-15, 15-12, 12-15
Nov. 23	1982	-/-	vs. Louisville ^	L, 2-3	13-15, 16-14, 15-11, 12-15, 13-15
Sept. 17	1983	-/-	vs. Louisville @	L, 1-3	10-15, 13-15, 15-12, 6-15
Sept. 30	1983	-/-	vs. Louisville #	W, 3-0	15-1, 15-10, 15-3
Nov. 2	1984	-/-	vs. Louisville	L, 0-3	6-15, 8-15, 11-15
Nov. 1	1985	-/-	at Louisville ?	W, 3-0	16-14, 15-6, 15-5
Nov. 1	1986	-/-	vs. Louisville ?	W, 3-0	15-11, 15-12, 17-15
Oct. 23	1987	-/-	at Louisville ?	W, 3-0	15-7, 15-12, 15-10
Oct. 29	1988	-/-	vs. Louisville ?	W, 3-0	15-7, 15-6, 15-5
Oct. 13	1989	-/-	at Louisville ?	W, 3-0	15-5, 15-10, 15-7
Nov. 18	1989	-/-	vs. Louisville \$	W, 3-0	15-2, 15-7, 15-9
Nov. 3	1990	-/-	at Louisville ?	W, 3-0	15-13, 15-3, 15-13
Nov. 17	1990	-/-	at Louisville %	L, 2-3	15-3, 6-15, 14-16, 15-10, 14-16
Oct. 10	2014	4/-	at Louisville *	W, 3-1	25-21, 24-26, 25-18, 25-22
Nov. 15	2015	20 / 22	vs. Louisville *	L, 2-3	25-21, 24-26, 25-18, 26-28, 9-15
Sept. 25	2016	15 / -	vs. Louisville *	W, 3-1	26-24, 25-18, 23-25, 25-22
Oct. 28	2016	11 / -	at Louisville *	W, 3-1	23-25, 25-18, 29-27, 25-10
Sept. 29	2017	-/-	at Louisville *	L, 0-3	20-25, 20-25, 29-31
Oct. 22	2017	-/-	vs. Louisville *	L, 0-3	25-27, 21-25, 20-25
Nov. 4	2018	- / 24	at Louisville*	W, 3-1	27-25, 25-16, 21-25, 25-23
Nov. 10	2019	-/-	vs. Louisville*	W, 3-1	18-25, 25-16, 25-12, 25-22
Mar. 20	2021	25 / 13	vs. Louisville*	L, 1-3	25-19, 16-25, 21-25, 16-25
Sept. 26	2021	- / 4	at Louisville*	L, 0-3	13-25, 16-25, 19-25

Loyola Marymount	2-1
Home Record	0-0
Away Record	0-0
Neutral Record	2-1

Date	Season	FSU / Opp.	Opponent	Result	Scores
Sept. 22	1990	-/-	vs. Loyola Marymount #	L, 2-3	7-15, 15-9, 4-15, 15-13, 6-15
Sept. 13	1991	-/-	vs. Loyola Marymount !	W, 3-2	18-16, 13-15, 20-18, 11-15, 17-15
Sept. 11	1993	-/-	vs. Loyola Marymount @	W, 3-1	15-12, 12-15, 15-2, 15-10

Marquette	1-0
Home Record	0-0
Away Record	0-0
Neutral Record	1-0

Date	Season	FSU / Opp.	Opponent	Result	Scores
Sept. 6	2014	8 / -	vs. Marquette @	W, 3-2	21-25, 25-19, 25-19, 25-27, 15-13

Marshall	1-0
Home Record	0-0
Away Record	0-0
Neutral Record	1-0

Date	Season	FSU / Opp.	Opponent	Result	Scores
Aug. 31	2002	-/-	vs. Marshall !	W, 3-0	32-30, 30-23, 30-21

Maryland	23-23
Home Record	12-9
Away Record	9-13
Neutral Record	2-1
ACC Regular Season Record	20-22

Date	Season	FSU / Opp.	Opponent	Result	Scores
	1976	-/-	vs. Maryland @	W, 2-1	15-3, 1-15, 15-13
Oct. 18	1991	-/-	vs. Maryland *	L, 2-3	12-15, 8-15, 15-1, 17-15, 16-18
Nov. 6	1992	-/-	at Maryland *	W, 3-1	15-13, 6-15, 15-9, 15-13
Nov. 21	1992	-/-	at Maryland %	W, 3-2	8-15, 15-8, 12-15, 15-10, 15-8
Oct. 16	1993	20 / -	at Maryland *	L, 0-3	13-15, 14-16, 14-16
Oct. 30	1993	23 / -	vs. Maryland *	W, 3-0	15-9, 15-12, 15-11
Oct. 21	1994	-/-	at Maryland *	L, 1-3	15-7, 13-15, 11-15, 7-15
Nov. 4	1994	-/-	vs. Maryland *	W, 3-1	15-10, 3-15, 16-14, 15-12

Nov. 18	1994	-/-	vs. Maryland #	W, 3-1	16-14, 15-6, 5-15, 15-12
Oct. 28	1995	-/-	at Maryland *	L, 0-3	5-15, 5-15, 11-15
Nov. 11	1995	-/-	vs. Maryland *	L, 1-3	15-5, 13-15, 11-15, 7-15
Nov. 17	1995	-/-	vs. Maryland #	L, 0-3	9-15, 11-15, 3-15
Sept. 21	1996	-/-	at Maryland *	L, 0-3	5-15, 4-15, 4-15
Nov. 10	1996	- / 24	vs. Maryland *	L, 1-3	3-15, 12-15, 16-14, 13-15
Oct. 12	1997	- / 18	at Maryland *	L, 1-3	15-8, 8-15, 7-15, 12-15
Nov. 7	1997	- / 16	vs. Maryland *	L, 1-3	13-15, 9-15, 15-10, 8-15
Oct. 18	1998	-/-	vs. Maryland *	W, 3-0	15-12, 15-2, 15-10
Nov. 13	1998	-/-	at Maryland *	L, 2-3	12-15, 15-9, 15-5, 13-15, 14-16
Oct. 1	1999	-/-	vs. Maryland *	L, 1-3	6-15, 15-13, 8-15, 11-15
Oct. 23	1999	-/-	at Maryland *	L, 0-3	9-15, 13-15, 3-15
Sept. 22	2000	-/-	at Maryland *	L, 2-3	15-6, 6-15, 13-15, 15-12, 13-15
Oct. 29	2000	-/-	vs. Maryland *	W, 3-0	15-10, 15-12, 15-3
Sept. 28	2001	-/-	vs. Maryland *	L, 2-3	30-24, 28-30, 30-22, 24-30, 13-15
Oct. 20	2001	-/-	at Maryland *	W, 3-2	30-28, 29-31, 30-27, 25-30, 15-9
Oct. 12	2002	-/-	vs. Maryland *	W, 3-2	29-31, 30-27, 30-27, 25-30, 16-14
Nov. 2	2002	-/-	at Maryland *	W, 3-1	30-25, 20-30, 30-23, 30-27
Oct. 11	2003	-/-	at Maryland *	L, 0-3	12-30, 20-30, 27-30
Nov. 14	2003	-/-	vs. Maryland *	L, 2-3	30-27, 30-22, 27-30, 20-30, 16-18
Oct. 8	2004	-/-	at Maryland *	W, 3-1	26-30, 30-19, 30-25, 30-28
Nov. 7	2004	-/-	vs. Maryland *	L, 2-3	30-26, 30-19, 24-30, 24-30, 10-15
Sept. 23	2005	-/-	at Maryland *	L, 0-3	17-30, 15-30, 23-30
Oct. 30	2005	-/-	vs. Maryland *	L, 1-3	27-30, 25-30, 30-14, 22-30
Sept. 22	2006	-/-	vs. Maryland *	W, 3-0	30-12, 30-28, 30-24
Oct. 29	2006	-/-	at Maryland *	L, 2-3	28-30, 30-23, 30-24, 19-30, 13-15
Oct. 12	2007	-/-	at Maryland *	L, 1-3	30-26, 28-30, 28-30, 18-30
Nov. 10	2007	-/-	vs. Maryland *	W, 3-2	16-30, 30-25, 35-33, 28-30, 15-12
Oct. 10	2008	-/-	vs. Maryland *	W, 3-1	25-20, 22-25, 25-21, 25-18
Nov. 8	2008	-/-	at Maryland *	W, 3-0	25-20, 25-15, 25-16
Oct. 16	2009	17 / -	at Maryland *	W, 3-0	25-12, 25-22, 25-14
Nov. 22	2009	15 / -	vs. Maryland *	W, 3-0	25-22, 25-23, 25-9
Oct. 17	2010	22 / -	at Maryland *	L, 2-3	25-21, 26-28, 25-19, 18-25, 14-16
Nov. 19	2010	-/-	vs. Maryland *	W, 3-0	25-21, 25-20, 25-20
Oct. 21	2011	19 / -	at Maryland *	W, 3-1	25-15, 25-19, 24-26, 25-23
Oct. 14	2012	12 / -	at Maryland *	W, 3-1	25-22, 25-17, 22-25, 25-17
Nov. 16	2012	11 / -	vs. Maryland *	W, 3-0	25-21, 25-15, 25-19
Oct. 11	2013	21 / -	vs. Maryland *	W, 3-0	25-19, 25-23, 25-14

McNeese State	1-0
Home Record	1-0
Away Record	0-0
Neutral Record	0-0

Date	Season	FSU / Opp.	Opponent	Result	Scores
Sept. 12	1992	-/-	vs. McNeese State @	W, 3-0	15-6, 15-3, 15-12

Memphis	16-2
Home Record	5-0
Away Record	5-1
Neutral Record	6-1

Date	Season	FSU / Opp.	Opponent	Result	Scores
	1978	-/-	vs. Memphis !	W, 2-0	15-11, 15-3
Sept. 29	1979	-/-	vs. Memphis @	W, 3-1	15-8, 13-15, 15-12, 15-8
Sept. 20	1980	-/-	vs. Memphis !	L, 0-2	13-15, 8-15
Sept. 26	1980	-/-	at Memphis @	W, 2-0	15-8, 15-9
Sept. 27	1980	-/-	at Memphis @	W, 2-1	10-15, 15-10, 15-10
Oct. 24	1981	-/-	vs. Memphis \$	W, 3-0	15-13, 15-3, 15-4
Nov. 5	1982	-/-	vs. Memphis +	W, 2-0	15-7, 15-10
Nov. 21	1982	-/-	vs. Memphis ^	W, 2-0	15-7, 15-1
Nov. 23	1982	-/-	vs. Memphis ^	W, 3-0	15-6, 15-5, 15-7
Oct. 14	1983	-/-	vs. Memphis %	W, 3-1	15-1, 15-8, 8-15, 15-11
Oct. 13	1984	-/-	vs. Memphis	W, 3-0	15-2, 16-14, 15-7
Sept. 27	1985	-/-	at Memphis @?	W, 3-1	15-5, 15-13, 12-15, 15-2
Oct. 9	1986	-/-	vs. Memphis ?	W, 3-2	15-10, 15-8, 13-15, 10-15, 15-4
Oct. 30	1987	-/-	at Memphis ?	W, 3-0	15-7, 15-2, 15-9
Oct. 14	1988	-/-	vs. Memphis ?	W, 3-2	13-15, 15-1, 9-15, 15-5, 15-13
Oct. 25	1989	-/-	at Memphis ?	W, 3-2	14-16, 8-15, 15-11, 15-9, 15-11
Oct. 13	1990	-/-	at Memphis ?	L, 2-3	16-14, 15-11, 8-15, 8-15, 11-15
Sept. 3	1995	-/-	vs. Memphis !	W, 3-0	15-10, 15-1, 15-10



ALL-TIME RECORDS VS. OPPONENTS

Mercer	3-0
Home Record	1-0
Away Record	1-0
Neutral Record	1-0

Date	Season	FSU / Opp.	Opponent	Result	Scores
Sept. 20	1997	-/-	vs. Mercer #	W, 3-0	15-9, 15-7, 15-7
Sept. 2	2005	-/-	vs. Mercer !	W, 3-0	30-24, 30-14, 30-23
Aug. 25	2006	-/-	at Mercer	W, 3-0	30-18, 30-28, 30-17

Miami	35-24-1
Home Record	15-7
Away Record	10-11
Neutral Record	10-6-1
ACC Regular Season Record	22-17

Date	Season	FSU / Opp.	Opponent	Result	Scores
	1973	-/-	vs. Miami @	W, 2-0	15-7, 15-3
Nov. 1	1974	-/-	vs. Miami #	W, 2-0	15-8, 15-11
	1978	-/-	vs. Miami #	W, 2-0	15-3, 15-4
	1978	-/-	vs. Miami ^	W, 2-0	15-4, 15-9
Sept. 22	1979	-/-	vs. Miami !	W, 2-0	15-10, 16-14
Oct. 6	1979	-/-	vs. Miami #	L, 1-2	9-15, 15-10, 14-16
Oct. 13	1979	-/-	vs. Miami \$	L, 1-2	12-15, 15-7, 12-15
Nov. 10	1979	-/-	vs. Miami ^	L, 0-3	10-15, 14-16, 7-15
Nov. 17	1979	-/-	vs. Miami G	L, 0-2	9-15, 18-16, 8-15
Nov. 17	1979	-/-	vs. Miami G	W, 2-1	15-9, 4-15, 15-9
Nov. 17	1979	-/-	vs. Miami G	W, 2-1	8-15, 15-6, 15-12
Oct. 3	1980	-/-	vs. Miami #	W, 2-0	15-10, 15-7
Oct. 4	1980	-/-	vs. Miami #	L, 0-2	10-15, 13-15
Oct. 11	1980	-/-	vs. Miami \$	W, 2-0	15-13, 17-15
Oct. 24	1980	-/-	vs. Miami %	T, 1-1	15-6, 10-15
Oct. 25	1980	-/-	vs. Miami %	W, 2-1	17-15, 10-15, 15-7
Nov. 1	1980	-/-	at Miami ^	L, 1-2	10-15, 15-13, 9-15
Nov. 1	1980	-/-	at Miami ^	L, 0-2	6-15, 8-15
Nov. 15	1980	-/-	vs. Miami G	W, 3-1	15-10, 9-15, 15-8, 16-14
Nov. 22	1980	-/-	vs. Miami +	L, 0-2	13-15, 4-15
Sept. 19	1981	-/-	vs. Miami	W, 2-0	15-10, 15-2
Nov. 20	1981	-/-	vs. Miami G	W, 2-0	15-9, 15-12
Oct. 2	2001	-/-	vs. Miami	W, 3-0	30-16, 30-16, 30-21
Sept. 13	2002	-/-	vs. Miami @	L, 2-3	30-28, 30-25, 29-31, 30-32, 10-15
Sept. 19	2003	-/-	vs. Miami %	W, 3-1	30-28, 28-30, 30-26, 30-25
Sept. 24	2004	-/-	at Miami *	L, 0-3	28-30, 29-31, 24-30
Oct. 20	2004	-/-	vs. Miami *	L, 2-3	30-19, 21-30, 24-30, 30-27, 10-15
Oct. 11	2005	-/-	vs. Miami *	L, 1-3	36-34, 21-30, 26-30, 29-31
Nov. 15	2005	-/-	at Miami *	W, 3-2	24-30, 31-29, 30-32, 34-32, 15-13
Sept. 19	2006	-/-	at Miami *	W, 3-2	27-30, 30-24, 22-30, 30-12, 15-12
Oct. 17	2006	-/-	vs. Miami *	L, 2-3	30-27, 30-16, 22-30, 28-30, 9-15
Sept. 14	2007	-/-	vs. Miami *	W, 3-0	30-17, 30-24, 30-22
Oct. 23	2007	-/-	at Miami *	W, 3-1	30-28, 30-24, 25-30, 30-23
Sept. 19	2008	-/-	at Miami *	L, 1-3	25-23, 19-25, 22-25, 29-31
Nov. 26	2008	-/-	vs. Miami *	L, 2-3	25-22, 21-25, 25-18, 13-25, 11-15
Sept. 15	2009	19 /-	vs. Miami % *	W, 3-0	25-20, 25-15, 25-17
Nov. 25	2009	14 /-	at Miami *	W, 3-1	24-26, 25-16, 25-19, 25-16
Sept. 18	2010	15 /-	at Miami *	W, 3-1	19-25, 27-25, 27-25, 25-18
Nov. 26	2010	-/-	vs. Miami *	L, 2-3	18-25, 17-25, 26-24, 25-22, 17-19
Sept. 14	2011	-/20	vs. Miami *	W, 3-0	25-23, 25-21, 25-18
Nov. 26	2011	21 / 25	at Miami *	L, 1-3	16-25, 31-33, 25-21, 22-25
Sept. 7	2012	6 /-	at Miami *	L, 1-3	25-18, 17-25, 22-25, 18-25
Nov. 23	2012	12 / 23	vs. Miami *	W, 3-1	25-20, 22-25, 25-14, 29-27
Oct. 16	2013	19 /-	vs. Miami *	W, 3-1	25-23, 24-26, 25-13, 25-19
Nov. 13	2013	22 /-	at Miami *	W, 3-1	25-16, 25-23, 21-25, 25-13
Oct. 5	2014	5 /-	at Miami *	W, 3-2	26-28, 25-19, 25-20, 27-29, 15-9
Nov. 28	2014	8 /-	vs. Miami *	W, 3-0	25-21, 25-22, 25-18
Sept. 23	2015	17 /-	vs. Miami *	W, 3-2	25-20, 25-21, 19-25, 20-25, 15-11
Nov. 4	2015	17 /-	at Miami *	L, 1-3	25-20, 23-25, 26-28, 14-25
Sept. 23	2016	15 /-	vs. Miami *	W, 3-0	25-12, 25-15, 25-19
Oct. 19	2016	12 /-	at Miami *	W, 3-0	25-12, 25-15, 25-23
Oct. 4	2017	-/-	vs. Miami *	W, 3-0	25-23, 25-18, 25-23
Nov. 1	2017	-/-	at Miami *	L, 0-3	19-25, 21-25, 23-25

Oct. 24	2018	-/-	at Miami*	L, 2-3	28-30, 25-23, 25-22, 18-25, 17-19
Oct. 30	2019	-/-	vs. Miami*	W, 3-1	25-21, 21-25, 29-27, 25-21
Nov. 27	2019	-/-	at Miami*	W, 3-1	25-16, 25-11, 15-25, 25-14
Oct. 15	2020	-/11	at Miami*	W, 3-1	23-25, 25-21, 25-19, 25-19
Oct. 16	2020	-/11	at Miami*	L, 0-3	20-25, 24-26, 19-25
Oct. 6	2021	-/-	at Miami*	L, 1-3	27-25, 21-25, 22-25, 11-25
Nov. 19	2021	-/-	vs. Miami*	L, 2-3	25-19, 19-25, 25-20, 22-25, 12-15

Miami (OH)	0-1
Home Record	0-0
Away Record	0-0
Neutral Record	0-1

Date	Season	FSU / Opp.	Opponent	Result	Scores
Sept. 7	1996	-/-	vs. Miami (OH) !	L, 0-3	13-15, 10-15, 14-16

Miami-Dade CC	0-1
Home Record	0-0
Away Record	0-0
Neutral Record	0-1

Date	Season	FSU / Opp.	Opponent	Result	Scores
Oct. 5	1979	-/-	vs. Miami-Dade CC #	L, 0-2	8-15, 11-15

Miami-Dade CC North	3-0
Home Record	2-0
Away Record	0-0
Neutral Record	1-0

Date	Season	FSU / Opp.	Opponent	Result	Scores
	1973	-/-	vs. Miami Dade CC North	W, 2-0	15-10, 15-7
	1973	-/-	vs. Miami Dade CC North	W, 2-0	15-3, 15-9
	1976	-/-	vs. Miami-Dade CC North ^	W, 2-1	15-12, 6-15, 15-2

Miami-Dade CC South	8-6
Home Record	4-1
Away Record	0-0
Neutral Record	4-6

Date	Season	FSU / Opp.	Opponent	Result	Scores
	1972	-/-	vs. Miami-Dade CC South !	W, 2-1	7-15, 15-11, 15-6
	1972	-/-	vs. Miami-Dade CC South \$	L, 0-2	
	1973	-/-	vs. Miami-Dade CC South	W, 2-0	15-13, 15-1
	1973	-/-	vs. Miami-Dade CC South	W, 2-0	16-14, 17-15
	1973	-/-	vs. Miami-Dade CC South @	W, 2-1	11-15, 15-11, 16-14
Nov. 2	1974	-/-	vs. Miami-Dade CC South #	L, 1-2	16-14, 15-17, 13-15
Nov. 16	1974	-/-	vs. Miami-Dade CC South \$	L, 0-2	7-15, 9-15
Oct. 18	1975	-/-	vs. Miami-Dade CC South #	W, 2-1	6-15, 16-14, 15-7
	1976	-/-	vs. Miami-Dade CC South @	L, 0-2	3-15, 7-15
	1976	-/-	vs. Miami-Dade CC South ^	L, 0-2	15-17, 7-15
	1977	-/-	vs. Miami-Dade CC South #	L, 0-2	10-15, 2-15
	1978	-/-	at Miami-Dade CC South @	W, 2-0	11-15, 16-14, 17-15
	1978	-/-	at Miami-Dade CC South @	W, 2-1	7-15, 15-6, 15-12
Nov. 1	1980	-/-	vs. Miami-Dade CC South ^	W, 2-0	15-10, 15-12

Michigan	3-3
Home Record	1-0
Away Record	1-1
Neutral Record	1-2

Date	Season	FSU / Opp.	Opponent	Result	Scores
Sept. 5	1997	-/-	at Michigan @	W, 3-1	7-15, 15-5, 15-6, 15-12
Aug. 30	2003	-/-	vs. Michigan !	W, 3-1	30-22, 30-25, 21-30, 30-21
Sept. 11	2004	-/-	at Michigan @	L, 0-3	25-30, 22-30, 21-30
Sept. 9	2011	24 / 20	vs. Michigan #	L, 0-3	21-25, 17-25, 15-25
Sept. 13	2013	16 / 7	vs. Michigan #	W, 3-2	21-25, 23-25, 25-17, 25-19, 15-13
Aug. 28	2021	-/-	vs. Michigan	L, 0-3	14-25, 19-25, 16-25

Michigan State	1-2
Home Record	0-0



ALL-TIME RECORDS VS. OPPONENTS

Away Record	0-1
Neutral Record	1-1

Date	Season	FSU / Opp.	Opponent	Result	Scores
Sept. 5	1986	-/-	vs. Michigan State !	W, 3-1	15-10, 11-15, 15-13, 15-8
Sept. 6	1986	-/-	vs. Michigan State !	L, 0-3	13-15, 13-15, 4-15
Sept. 1	2007	-/-	at Michigan State @	L, 0-3	27-30, 19-30, 22-30

Middle Tennessee State	2-0
Home Record	0-0
Away Record	0-0
Neutral Record	2-0

Date	Season	FSU / Opp.	Opponent	Result	Scores
Oct. 23	1981	-/-	vs. Middle Tennessee State \$	W, 3-0	15-7, 15-3, 15-8
Sept. 12	2009	22/-	vs. Middle Tennessee State #	W, 3-0	25-20, 25-14, 25-22

Milligan College	1-0
Home Record	0-0
Away Record	0-0
Neutral Record	1-0

Date	Season	FSU / Opp.	Opponent	Result	Scores
1977	-/-	vs. Milligan College %	W, 2-0	15-3, 15-7	

Minnesota	7-11
Home Record	4-2
Away Record	0-2
Neutral Record	3-7

Date	Season	FSU / Opp.	Opponent	Result	Scores
Oct. 20	1979	-/-	vs. Minnesota %	L, 1-2	15-9, 12-15, 7-15
Sept. 18	1981	-/-	vs. Minnesota !	W, 2-1	15-12, 7-15, 15-11
Sept. 19	1981	-/-	vs. Minnesota !	W, 2-0	15-8, 15-12
Oct. 3	1981	-/-	vs. Minnesota @	L, 0-2	12-15, 7-15
Dec. 11	1981	-/-	vs. Minnesota +	W, 3-0	15-6, 15-13, 15-11
Oct. 9	1982	-/-	vs. Minnesota #	W, 2-1	15-11, 8-15, 15-13
Sept. 14	1984	-/-	vs. Minnesota	W, 3-1	8-15, 15-10, 15-13, 15-9
Sept. 4	1987	-/20	vs. Minnesota !	L, 0-3	12-15, 6-15, 14-16
Sept. 2	1989	-/-	vs. Minnesota !	L, 1-3	8-15, 17-15, 7-15, 7-15
Sept. 3	1989	-/-	vs. Minnesota !	L, 0-3	8-15, 13-15, 11-15
Sept. 11	1992	-/-	vs. Minnesota @	L, 1-3	15-12, 14-16, 5-15, 5-15
Sept. 12	1992	-/-	vs. Minnesota @	W, 3-2	15-7, 13-15, 13-15, 15-13, 15-6
Sept. 17	1994	-/-	at Minnesota @	L, 0-3	3-15, 6-15, 10-15
Sept. 10	2005	-/5	vs. Minnesota @	L, 0-3	22-30, 26-30, 15-30
Dec. 12	2009	12/11	at Minnesota &	L, 1-3	20-25, 7-25, 25-18, 17-25
Sept. 3	2016	16/6	vs. Minnesota	L, 1-3	14-25, 24-26, 25-21, 12-25
Aug. 24	2018	-/4	vs. Minnesota	L, 0-3	17-25, 21-25, 21-25
Aug. 31	2019	-/3	vs. Minnesota	W, 3-0	25-17, 26-24, 25-21

Mississippi	9-3
Home Record	2-0
Away Record	0-0
Neutral Record	7-3

Date	Season	FSU / Opp.	Opponent	Result	Scores
Nov. 21	1974	-/-	vs. Mississippi %	W, 2-0	15-1, 15-2
Oct. 3	1975	-/-	vs. Mississippi !	W, 2-0	15-3, 15-1
1976	-/-	vs. Mississippi !	L, 1-2	13-15, 15-8, 9-15	
1977	-/-	vs. Mississippi !	W, 2-1	7-15, 17-15, 15-8	
1978	-/-	vs. Mississippi !	L, 2-3	10-15, 15-8, 3-15, 15-5, 11-15	
1978	-/-	vs. Mississippi %	W, 3-1	5-15, 15-12, 15-8, 15-11	
1978	-/-	vs. Mississippi &	W, 3-2	15-12, 10-15, 15-11, 13-15, 15-2	
Nov. 21	1980	-/-	vs. Mississippi +	L, 0-2	15-1, 9-15, 14-16
Nov. 21	1980	-/-	vs. Mississippi +	W, 2-0	15-8, 15-6
Nov. 20	1981	-/-	vs. Mississippi &	W, 2-0	15-3, 15-8
Oct. 6	1985	-/-	vs. Mississippi	W, 3-2	7-15, 15-10, 13-15, 15-1, 15-4
Sept. 27	1986	-/-	vs. Mississippi #	W, 3-0	15-13, 15-11, 15-7

Mississippi College	1-0
Home Record	0-0

Away Record	0-0
Neutral Record	1-0

Date	Season	FSU / Opp.	Opponent	Result	Scores
Oct. 3	1975	-/-	vs. Mississippi College !	W, 2-0	15-6, 15-5

Mississippi State	7-0
Home Record	2-0
Away Record	0-0
Neutral Record	5-0

Date	Season	FSU / Opp.	Opponent	Result	Scores
1976	-/-	vs. Mississippi State \$	W, 2-0	15-7, 15-10	
1977	-/-	vs. Mississippi State \$	W, 2-1	15-8, 15-17, 15-4	
1977	-/-	vs. Mississippi State &	W, 2-0	15-1, 15-10	
1978	-/-	vs. Mississippi State &	W, 2-0	15-9, 15-2	
Nov. 16	1979	-/-	vs. Mississippi State &	W, 2-0	15-6, 15-11
Oct. 8	1982	-/-	vs. Mississippi State #	W, 2-0	15-4, 15-6
Aug. 30	1997	-/-	vs. Mississippi State !	W, 3-0	15-5, 15-12, 15-8

Mississippi U. for Women	13-10
Home Record	2-2
Away Record	5-3
Neutral Record	6-5

Date	Season	FSU / Opp.	Opponent	Result	Scores
1972	-/-	vs. Mississippi U. for Women \$	L, 0-2	15-6, 15-12	
1973	-/-	vs. Mississippi U. for Women \$	W, 2-0	15-2, 16-14	
Oct. 26	1974	-/-	vs. Mississippi U. for Women @	L, 1-2	15-10, 2-15, 11-15
Oct. 4	1975	-/-	at Mississippi U. for Women !	W, 2-0	15-5, 15-1
Oct. 4	1975	-/-	at Mississippi U. for Women !	L, 0-2	15-4, 15-8
Oct. 18	1975	-/-	vs. Mississippi U. for Women #	W, 2-0	15-6, 15-9
Oct. 31	1975	-/-	vs. Mississippi U. for Women \$	W, 2-0	15-4, 15-12
Nov. 21	1975	-/-	vs. Mississippi U. for Women ^	W, 2-0	15-3, 15-7
Nov. 22	1975	-/-	vs. Mississippi U. for Women ^	L, 0-2	15-3, 15-11
Nov. 22	1975	-/-	vs. Mississippi U. for Women ^	W, 2-1	15-12, 11-15, 15-9
Nov. 22	1975	-/-	vs. Mississippi U. for Women ^	L, 1-2	4-15, 15-9, 17-15
1976	-/-	at Mississippi U. for Women "B" !	W, 2-0	15-0, 15-3	
1976	-/-	vs. Mississippi U. for Women #	W, 2-0	17-15, 15-13	
1976	-/-	vs. Mississippi U. for Women #	L, 1-2	15-7, 8-15, 13-15	
1976	-/-	vs. Mississippi U. for Women %	L, 0-2	16-18, 11-15	
1976	-/-	vs. Mississippi U. for Women %	L, 0-2	14-16, 7-15	
1977	-/-	at Mississippi U. for Women !	L, 1-2	15-6, 10-15, 11-15	
1977	-/-	at Mississippi U. for Women &	L, 2-3	10-15, 13-15, 15-5, 15-7, 17-19	
1978	-/-	at Mississippi U. for Women !	W, 2-0	15-2, 15-11	
1978	-/-	vs. Mississippi U. for Women %	W, 3-2	15-6, 11-15, 8-15, 15-10, 15-5	
Sept. 21	1979	-/-	vs. Mississippi U. for Women !	W, 2-0	15-12, 15-7
Sept. 29	1979	-/-	at Mississippi U. for Women @	W, 2-0	15-8, 15-12
Oct. 10	1980	-/-	at Mississippi U. for Women \$	W, 2-0	15-10, 15-9

Mississippi Valley State	1-0
Home Record	1-0
Away Record	0-0
Neutral Record	0-0

Date	Season	FSU / Opp.	Opponent	Result	Scores
Aug. 25	2006	-/-	vs. Mississippi Valley State	W, 3-0	30-13, 30-10, 30-18

Missouri State	2-7
Home Record	0-1
Away Record	1-2
Neutral Record	1-4

Date	Season	FSU / Opp.	Opponent	Result	Scores
1973	-/-	vs. Missouri State %	W, 2-0	15-10, 15-12	
1978	-/-	vs. Missouri State +	L, 1-2	15-12, 11-15, 6-15	
Oct. 19	1979	-/-	at Missouri State %	L, 0-2	2-15, 3-15
Oct. 2	1981	-/-	at Missouri State @	L, 0-2	4-15, 13-15
Oct. 2	1982	20/-	at Missouri State @	W, 3-1	15-6, 15-8, 7-15, 15-9
Oct. 29	1982	-/-	vs. Missouri State %	L, 1-3	4-15, 15-7, 14-16, 7-15
Oct. 30	1982	-/-	vs. Missouri State %	L, 2-3	15-4, 7-15, 15-5, 5-15, 13-15



ALL-TIME RECORDS VS. OPPONENTS

Sept. 4	1993	-/-	vs. Missouri State †	L, 1-3	16-14, 0-15, 6-15, 7-15
Aug. 31	2007	-/-	vs. Missouri State @	L, 2-3	23-30, 27-30, 30-24, 30-17, 11-15

Montana 1-0					
Home Record 0-0					
Away Record 0-0					
Neutral Record 1-0					

Date	Season	FSU / Opp.	Opponent	Result	Scores
Sept. 6	1997	-/-	vs. Montana @	W, 3-0	15-8, 15-3, 15-8

Montevallo 5-0					
Home Record 0-0					
Away Record 0-0					
Neutral Record 5-0					

Date	Season	FSU / Opp.	Opponent	Result	Scores
	1973	-/-	vs. Montevallo \$	W, 2-1	15-6, 11-15, 15-12
Oct. 3	1975	-/-	vs. Montevallo †	W, 2-0	15-7, 15-10
Nov. 21	1975	-/-	vs. Montevallo ^	W, 2-0	15-4, 15-4
	1976	-/-	vs. Montevallo †	W, 2-0	15-3, 15-9
Oct. 24	1980	-/-	vs. Montevallo †	W, 2-0	15-0, 15-4

Morehead State 5-0					
Home Record 2-0					
Away Record 2-0					
Neutral Record 1-0					

Date	Season	FSU / Opp.	Opponent	Result	Scores
Oct. 6	1982	-/-	vs. Morehead State #	W, 3-1	15-9, 15-1, 8-15, 15-10
Nov. 5	1982	-/-	at Morehead State +	W, 2-0	15-10, 15-7
Nov. 6	1982	-/-	at Morehead State +	W, 3-2	15-12, 13-15, 10-15, 15-6, 15-8
Sept. 23	1989	-/-	vs. Morehead State	W, 3-0	15-4, 15-2, 15-11
Sept. 13	2008	-/-	vs. Morehead State #	W, 3-0	25-17, 25-20, 25-10

Nebraska 1-3					
Home Record 0-0					
Away Record 1-0					
Neutral Record 0-3					

Date	Season	FSU / Opp.	Opponent	Result	Scores
	1978	-/-	vs. Nebraska \$	L, 1-2	12-15, 15-10, 12-15
Oct. 2	1982	20/-	vs. Nebraska @	L, 2-3	9-15, 2-15, 15-3, 15-12, 7-15
Aug. 29	2014	13/7	at Nebraska †	W, 3-1	18-25, 27-25, 25-23, 25-23
Dec. 4	2021	-/10	at Nebraska	L, 0-3	20-25, 22-25, 17-25

New Mexico 0-1					
Home Record 0-0					
Away Record 0-0					
Neutral Record 0-1					

Date	Season	FSU / Opp.	Opponent	Result	Scores
Sept. 26	1986	-/-	vs. New Mexico #	L, 0-3	2-15, 13-15, 13-15

New Mexico State 2-0					
Home Record 1-0					
Away Record 1-0					
Neutral Record 0-0					

Date	Season	FSU / Opp.	Opponent	Result	Scores
Sept. 4	2009	-/-	at New Mexico State @	W, 3-0	25-17, 25-16, 25-21
Aug. 27	2010	15/-	vs. New Mexico State †	W, 3-1	25-16, 26-28, 25-16, 25-10

New Orleans 7-0					
Home Record 2-0					
Away Record 1-0					
Neutral Record 4-0					

Date	Season	FSU / Opp.	Opponent	Result	Scores
	1978	-/-	vs. New Orleans †	W, 2-0	15-3, 15-13
	1978	-/-	vs. New Orleans #	W, 2-0	15-3, 15-5

Oct. 31	1981	-/-	vs. New Orleans %	W, 2-1	6-15, 15-4, 15-7
Sept. 18	1982	-/-	vs. New Orleans †	W, 3-0	15-0, 15-4, 15-0
Sept. 4	1983	-/-	vs. New Orleans †	W, 3-0	15-9, 15-5, 15-4
Oct. 6	1984	-/-	at New Orleans	W, 3-1	8-15, 15-3, 15-10, 15-2
Oct. 21	1995	-/-	vs. New Orleans	W, 3-0	15-11, 15-7, 15-3

Niagara 1-0					
Home Record 0-0					
Away Record 0-0					
Neutral Record 1-0					

Date	Season	FSU / Opp.	Opponent	Result	Scores
Sept. 12	2008	-/-	vs. Niagara #	W, 3-0	25-21, 25-22, 25-23

Nicholls State 4-0					
Home Record 0-0					
Away Record 0-0					
Neutral Record 4-0					

Date	Season	FSU / Opp.	Opponent	Result	Scores
	1977	-/-	vs. Nicholls State @	W, 2-0	15-5, 15-3
	1977	-/-	vs. Nicholls State †	W, 2-1	16-14, 10-15, 15-9
Sept. 28	1979	-/-	vs. Nicholls State @	W, 2-0	15-6, 20-18
Oct. 30	1981	-/-	vs. Nicholls State %	W, 2-0	15-3, 15-3

North Alabama 2-1					
Home Record 0-0					
Away Record 0-0					
Neutral Record 2-1					

Date	Season	FSU / Opp.	Opponent	Result	Scores
Nov. 21	1974	-/-	vs. North Alabama %	L, 1-2	5-15, 15-6, 12-15
Nov. 23	1974	-/-	vs. North Alabama %	W, 2-0	15-10, 15-8
	1976	-/-	vs. North Alabama †	W, 2-0	15-8, 15-12

North Dakota State 1-0					
Home Record 1-0					
Away Record 0-0					
Neutral Record 0-0					

Date	Season	FSU / Opp.	Opponent	Result	Scores
Aug. 29	2009	-/-	vs. North Dakota State †	W, 3-2	25-19, 21-25, 24-26, 25-22, 15-13

North Florida 2-0					
Home Record 2-0					
Away Record 0-0					
Neutral Record 0-0					

Date	Season	FSU / Opp.	Opponent	Result	Scores
Sept. 5	2008	-/-	vs. North Florida @	W, 3-0	25-15, 28-26, 25-14
Nov. 9	2021	-/-	vs. North Florida	W, 3-1	25-12, 25-15, 21-25, 25-23

North Florida JC 2-0					
Home Record 2-0					
Away Record 0-0					
Neutral Record 0-0					

Date	Season	FSU / Opp.	Opponent	Result	Scores
Oct. 9	1979	-/-	vs. North Florida JC	W, 3-1	15-2, 15-5, 14-16, 15-12
Oct. 23	1979	-/-	vs. North Florida JC	W, 3-0	15-8, 15-2, 15-1

North Texas State 0-1					
Home Record 0-0					
Away Record 0-0					
Neutral Record 0-1					

Date	Season	FSU / Opp.	Opponent	Result	Scores
	1978	-/-	vs. North Texas State \$	L, 0-2	5-15, 10-15

Northeast Louisiana 1-0					
Home Record 1-0					



ALL-TIME RECORDS VS. OPPONENTS

Away Record 0-0
 Neutral Record 0-0

Date	Season	FSU / Opp.	Opponent	Result	Scores
Sept. 5	1991	-/-	vs. Northeast Louisiana	W, 3-0	15-3, 15-2, 15-11

Northern Arizona **1-1**
 Home Record 0-0
 Away Record 0-0
 Neutral Record 2-1

Date	Season	FSU / Opp.	Opponent	Result	Scores
Sept. 1	1989	-/-	vs. Northern Arizona !	W, 3-1	15-17, 15-4, 15-7, 3-15
Sept. 1	2001	-/-	vs. Northern Arizona !	L, 2-3	22-30, 30-17, 30-20, 29-31, 13-15
Aug. 27	2021	-/-	Vs. Northern Arizona	W, 3-0	25-15, 25-14, 25-16

Northern Illinois **2-1**
 Home Record 0-0
 Away Record 1-0
 Neutral Record 1-1

Date	Season	FSU / Opp.	Opponent	Result	Scores
Dec. 4	1998	-/-	vs. Northern Illinois ^	L, 1-3	15-10, 11-15, 10-15, 12-15
Sept. 11	1999	-/-	at Northern Illinois @	W, 3-0	15-3, 15-11, 15-9
Sept. 6	2015	14/-	vs. Northern Illinois @	W, 3-0	25-23, 25-13, 25-19

Northern Iowa **1-1**
 Home Record 1-0
 Away Record 0-0
 Neutral Record 0-1

Date	Season	FSU / Opp.	Opponent	Result	Scores
Sept. 5	1998	24/-	vs. Northern Iowa !	W, 3-2	15-11, 15-5, 8-15, 12-15, 15-12
Sept. 2	2011	25/14	vs. Northern Iowa @	L, 2-3	25-23, 25-15, 21-25, 21-25, 13-15

Northwestern **1-1**
 Home Record 0-0
 Away Record 1-0
 Neutral Record 0-1

Date	Season	FSU / Opp.	Opponent	Result	Scores
Oct. 2	1981	-/-	vs. Northwestern @	L, 0-2	7-15, 8-15
Nov. 4	1985	-/-	at Northwestern	W, 3-2	9-15, 16-14, 8-15, 15-9, 15-11

Northwestern State **2-0**
 Home Record 0-0
 Away Record 0-0
 Neutral Record 2-0

Date	Season	FSU / Opp.	Opponent	Result	Scores
Oct. 4	1975	-/-	vs. Northwestern State !	W, 2-0	15-8, 15-10
	1977	-/-	vs. Northwestern State @	W, 2-1	15-1, 9-15, 15-3

North Carolina **44-25**
 Home Record 29-7
 Away Record 10-17
 Neutral Record 5-1
 ACC Regular Season Record 32-20

Date	Season	FSU / Opp.	Opponent	Result	Scores
Oct. 16	1976	-/-	vs. North Carolina #	W, 2-1	11-15, 15-10, 15-13
Oct. 12	1979	-/-	vs. North Carolina \$	W, 2-1	15-10, 10-15, 15-12
Oct. 13	1979	-/-	vs. North Carolina \$	W, 2-1	15-11, 15-12
Oct. 10	1981	-/-	vs. North Carolina #	W, 2-0	15-2, 15-11
Dec. 10	1981	-/-	vs. North Carolina +	W, 3-0	15-5, 15-10, 15-1
Oct. 9	1982	-/-	vs. North Carolina #	W, 2-0	15-9, 15-6
Oct. 8	1983	-/-	vs. North Carolina \$	W, 3-0	15-7, 15-5, 15-12
Nov. 12	1983	-/-	at North Carolina *	W, 3-0	15-13, 15-12, 15-10
Nov. 2	1986	-/-	vs. North Carolina	W, 3-2	9-15, 7-15, 16-14, 15-8, 15-6
Nov. 15	1987	-/-	at North Carolina	L, 1-3	7-15, 6-15, 15-13, 3-15
Oct. 12	1991	-/-	at North Carolina *	L, 0-3	13-15, 7-15, 13-15

Nov. 22	1991	-/-	vs. North Carolina \$	W, 3-0	15-7, 15-6, 15-6
Oct. 3	1992	-/-	at North Carolina *	W, 3-0	15-8, 15-11, 15-8
Oct. 23	1993	20/-	vs. North Carolina *	W, 3-1	15-13, 8-15, 15-4, 15-12
Nov. 13	1993	-/-	at North Carolina *	W, 3-1	15-10, 15-12, 13-15, 15-12
Nov. 19	1993	-/-	vs. North Carolina #	W, 3-0	15-13, 15-3, 15-7
Sept. 24	1994	-/-	at North Carolina *	L, 2-3	11-15, 15-8, 12-15, 15-12, 15-17
Oct. 29	1994	-/-	vs. North Carolina *	W, 3-0	15-7, 15-13, 15-12
Oct. 13	1995	-/-	vs. North Carolina *	W, 3-2	8-15, 15-10, 15-11, 10-15, 17-15
Oct. 14	1995	-/-	vs. North Carolina *	L, 2-3	13-15, 15-13, 15-5, 5-15, 10-15
Oct. 18	1996	-/-	at North Carolina *	W, 3-1	15-11, 16-14, 6-15, 15-8
Oct. 25	1996	-/-	vs. North Carolina *	W, 3-2	10-15, 15-8, 9-15, 15-7, 15-10
Sept. 26	1997	-/-	at North Carolina *	L, 0-3	13-15, 6-15, 15-10
Oct. 31	1997	-/-	vs. North Carolina *	W, 3-1	15-12, 9-15, 15-10, 15-13
Oct. 9	1998	-/-	at North Carolina *	L, 1-3	15-6, 7-15, 11-15, 8-15
Nov. 8	1998	-/-	vs. North Carolina *	W, 3-2	15-0, 12-15, 8-15, 15-6, 15-13
Nov. 22	1998	-/-	vs. North Carolina \$	W, 3-0	15-8, 15-1, 15-10
Oct. 15	1999	-/-	vs. North Carolina *	L, 0-3	15-8, 15-8, 15-8
Nov. 12	1999	-/25	at North Carolina *	L, 0-3	6-15, 5-15, 13-15
Oct. 1	2000	-/-	vs. North Carolina *	L, 2-3	9-15, 15-2, 15-6, 9-15, 13-15
Oct. 20	2000	-/-	at North Carolina *	L, 1-3	10-15, 15-11, 10-15, 8-15
Oct. 5	2001	-/-	at North Carolina *	L, 2-3	22-30, 28-30, 30-20, 34-32, 13-15
Nov. 9	2001	-/-	vs. North Carolina *	W, 3-0	30-20, 30-28, 30-24
Nov. 18	2001	-/-	vs. North Carolina \$	L, 1-3	20-30, 27-30, 30-28, 23-30
Oct. 27	2002	-/11	vs. North Carolina *	W, 3-2	26-30, 26-30, 30-27, 30-22
Nov. 16	2002	-/12	at North Carolina *	L, 0-3	22-30, 22-30, 21-30
Nov. 23	2002	-/12	vs. North Carolina \$	W, 3-0	30-23, 30-25, 30-23
Sept. 27	2003	-/-	at North Carolina *	L, 2-3	14-30, 30-28, 30-27, 22-30, 9-15
Oct. 31	2003	-/-	vs. North Carolina *	W, 3-0	30-21, 30-27, 30-25
Oct. 15	2004	-/-	vs. North Carolina *	W, 3-1	30-27, 30-25, 27-30, 30-28
Nov. 13	2004	-/-	at North Carolina *	W, 3-1	30-27, 30-21, 28-30, 30-19
Nov. 19	2004	-/-	vs. North Carolina \$	L, 0-3	17-30, 31-33, 24-30
Oct. 7	2005	-/-	at North Carolina *	L, 1-3	28-30, 33-31, 21-30, 27-30
Nov. 20	2005	-/-	vs. North Carolina *	W, 3-2	27-30, 24-30, 30-24, 30-27, 19-17
Oct. 6	2006	-/-	vs. North Carolina *	W, 3-0	30-23, 30-27, 30-21
Nov. 16	2006	-/-	at North Carolina *	L, 0-3	27-30, 26-30, 32-34
Oct. 19	2007	-/-	at North Carolina *	W, 3-2	34-32, 25-30, 23-30, 30-24, 16-14
Nov. 23	2007	-/-	vs. North Carolina *	W, 3-0	30-17, 30-23, 30-17
Oct. 17	2008	-/-	vs. North Carolina *	L, 2-3	21-25, 25-18, 25-21, 23-25, 11-15
Nov. 21	2008	-/-	at North Carolina *	W, 3-0	25-17, 25-20, 25-21
Oct. 25	2009	17/-	vs. North Carolina *	W, 3-1	25-18, 23-25, 25-19, 25-15
Sept. 30	2010	14/-	at North Carolina *	L, 2-3	25-18, 20-25, 25-18, 22-25, 14-16
Nov. 12	2010	-/-	vs. North Carolina *	W, 3-2	25-18, 25-20, 21-25, 18-25, 15-12
Oct. 7	2011	24/-	at North Carolina *	W, 3-1	20-25, 25-20, 25-19, 25-18
Nov. 6	2011	18/-	vs. North Carolina *	W, 3-1	25-16, 12-25, 25-21, 25-21
Oct. 5	2012	13/-	vs. North Carolina *	W, 3-0	25-23, 26-24, 25-23
Nov. 3	2012	11/-	at North Carolina *	L, 1-3	25-23, 20-25, 24-26, 21-25
Nov. 1	2013	20/12	vs. North Carolina *	W, 3-2	25-27, 25-21, 25-16, 17-25, 15-8
Sept. 26	2014	6/12	vs. North Carolina *	W, 3-0	25-22, 25-22, 32-30
Nov. 14	2014	3/8	at North Carolina *	L, 1-3	24-26, 25-19, 22-25, 20-25
Oct. 16	2015	t-18/-	at North Carolina *	W, 3-2	25-20, 22-25, 18-25, 25-21, 15-10
Oct. 7	2016	16/9	at North Carolina *	L, 0-3	12-25, 22-25, 21-25
Nov. 6	2016	10/12	vs. North Carolina *	L, 2-3	25-13, 25-21, 11-25, 22-25, 13-15
Oct. 27	2017	-/-	vs. North Carolina *	W, 3-0	25-11, 25-22, 27-25
Oct. 7	2018	-/-	North Carolina *	W, 3-1	21-25, 25-17, 25-14, 25-15
Nov. 21	2018	-/-	at North Carolina *	W, 3-0	25-22, 25-15, 25-23
Oct. 13	2019	23/-	at North Carolina *	L, 2-3	26-24, 25-20, 21-25, 23-25, 10-15
Nov. 17	2019	-/-	vs. North Carolina *	L, 2-3	23-25, 21-25, 25-17, 25-23, 13-15
Mar. 27	2021	25/-	vs. North Carolina *	W, 3-2	16-25, 25-12, 25-18, 21-25, 15-9

UNC Asheville **3-0**
 Home Record 3-0
 Away Record 0-0
 Neutral Record 0-0

Date	Season	FSU / Opp.	Opponent	Result	Scores
	1973	-/-	vs. UNC Asheville	W, 2-0	15-1, 15-6
Aug. 25	2007	-/-	vs. UNC Asheville !	W, 3-0	30-11, 30-23, 30-22
Sept. 1	2017	15/-	vs. UNC Asheville	W, 3-0	25-19, 25-15, 25-20

UNC Greensboro **1-0**
 Home Record 0-0



ALL-TIME RECORDS VS. OPPONENTS

Away Record 1-0
 Neutral Record 0-0

Date	Season	FSU / Opp.	Opponent	Result	Scores
	1976	-/-	at UNC@	W, 2-1	15-9, 14-16, 15-6

NC State **49-7**
 Home Record 25-3
 Away Record 22-4
 Neutral Record 2-0
 ACC Regular Season Record 46-6

Date	Season	FSU / Opp.	Opponent	Result	Scores
Nov. 12	1983	-/-	vs. NC State *	W, 3-0	15-6, 15-13, 15-7
Oct. 28	1984	-/-	vs. NC State	W, 3-0	15-5, 15-9, 15-11
Oct. 13	1986	-/-	vs. NC State	W, 3-0	15-10, 15-3, 15-9
Nov. 14	1987	-/-	at NC State	L, 2-3	9-15, 15-11, 12-15, 15-3, 6-15
Oct. 11	1991	-/-	at NC State *	L, 2-3	11-15, 15-4, 15-12, 11-15, 9-15
Nov. 14	1992	-/-	vs. NC State *	W, 3-0	15-6, 15-5, 15-11
Oct. 1	1993	21/-	vs. NC State *	W, 3-0	15-12, 15-8, 15-13
Oct. 2	1993	21/-	vs. NC State *	W, 3-0	15-12, 15-8, 15-13
Oct. 7	1994	-/-	at NC State *	W, 3-1	14-16, 15-5, 15-13, 15-13
Oct. 8	1994	-/-	at NC State *	W, 3-0	15-12, 15-11, 15-5
Sept. 30	1995	-/-	at NC State *	L, 2-3	15-11, 5-15, 15-9, 11-15, 11-15
Nov. 3	1995	-/-	vs. NC State *	L, 0-3	16-18, 12-15, 8-15
Oct. 19	1996	-/-	at NC State *	W, 3-2	9-15, 7-15, 15-10, 15-10, 15-12
Oct. 27	1996	-/-	vs. NC State *	W, 3-1	15-11, 8-15, 15-13, 15-6
Sept. 27	1997	-/-	at NC State *	W, 3-0	15-5, 15-8, 15-3
Nov. 1	1997	-/-	vs. NC State *	W, 3-1	15-3, 10-15, 15-12, 15-6
Oct. 10	1998	-/-	at NC State *	W, 3-0	15-5, 15-13, 15-13
Nov. 6	1998	-/-	vs. NC State *	W, 3-0	15-5, 15-4, 15-10
Oct. 17	1999	-/-	vs. NC State *	W, 3-1	15-12, 16-14, 13-15, 15-0
Nov. 13	1999	-/-	at NC State *	L, 1-3	11-15, 15-12, 10-15, 8-15
Sept. 29	2000	-/-	vs. NC State *	W, 3-1	15-7, 9-15, 15-7, 15-10
Oct. 21	2000	-/-	at NC State *	W, 3-0	15-11, 15-10, 15-8
Oct. 6	2001	-/-	at NC State *	W, 3-1	28-30, 30-13, 30-16, 30-14
Nov. 11	2001	-/-	vs. NC State *	W, 3-0	30-16, 30-15, 30-25
Oct. 25	2002	-/-	vs. NC State *	W, 3-0	30-19, 30-20, 30-21
Nov. 15	2002	-/-	at NC State *	W, 3-0	30-24, 30-18, 30-19
Sept. 26	2003	-/-	at NC State *	W, 3-1	30-28, 27-30, 30-28, 30-21
Nov. 1	2003	-/-	vs. NC State *	W, 3-0	30-19, 30-27, 30-14
Nov. 20	2003	-/-	vs. NC State \$	W, 3-0	30-22, 30-23, 30-20
Oct. 17	2004	-/-	vs. NC State *	W, 3-0	30-7, 30-23, 30-23
Nov. 12	2004	-/-	at NC State *	W, 3-0	30-28, 30-20, 30-15
Oct. 8	2005	-/-	at NC State *	W, 3-0	30-24, 30-23, 30-28
Nov. 18	2005	-/-	vs. NC State *	W, 3-0	30-27, 30-24, 30-19
Oct. 7	2006	-/-	vs. NC State *	W, 3-0	30-5, 30-20, 30-21
Nov. 17	2006	-/-	at NC State *	W, 3-1	26-30, 30-18, 30-15, 33-31
Oct. 20	2007	-/-	at NC State *	W, 3-0	30-18, 30-22, 30-25
Nov. 21	2007	-/-	vs. NC State *	W, 3-0	30-18, 30-21, 30-22
Oct. 18	2008	-/-	vs. NC State *	W, 3-1	25-20, 25-9, 23-25, 25-14
Nov. 20	2008	-/-	at NC State *	W, 3-0	25-18, 25-19, 25-18
Oct. 23	2009	17/-	vs. NC State *	W, 3-0	32-30, 25-17, 25-18
Oct. 1	2010	14/-	at NC State *	W, 3-1	25-12, 25-23, 21-25, 20-19
Nov. 14	2010	-/-	vs. NC State *	W, 3-0	25-11, 25-13, 26-24
Oct. 9	2011	24/-	at NC State *	W, 3-2	23-25, 25-22, 26-24, 17-25, 15-13
Nov. 4	2011	18/-	vs. NC State *	W, 3-0	25-18, 25-21, 25-15
Oct. 7	2012	13/-	vs. NC State *	W, 3-0	25-23, 25-23, 25-16
Nov. 2	2012	11/-	at NC State *	W, 3-0	26-24, 25-16, 25-21
Nov. 3	2013	20/-	vs. NC State *	W, 3-0	25-12, 25-18, 25-17
Oct. 12	2014	4/-	vs. NC State *	W, 3-0	25-21, 25-16, 25-23
Oct. 31	2014	3/-	at NC State *	W, 3-1	18-25, 25-17, 25-19, 25-17
Oct. 18	2015	18/-	at NC State *	W, 3-1	25-18, 33-31, 22-25, 25-20
Oct. 9	2016	16/-	at NC State *	W, 3-1	25-22, 25-19, 23-25, 27-25
Nov. 4	2016	10/-	vs. NC State *	L, 3-2	23-25, 21-25, 25-17, 25-22, 8-15
Oct. 29	2017	-/-	vs. NC State *	L, 3-2	25-23, 25-27, 25-20, 22-25, 20-22
Oct. 5	2018	-/-	NC State	W, 3-0	25-17, 25-22, 25-22
Nov. 23	2018	-/-	at NC State	W, 3-1	19-25, 25-19, 30-28, 25-19
Oct. 11	2019	23/-	at NC State	W, 3-0	25-18, 25-12, 25-19

Notre Dame **12-6**

Home Record 7-4
 Away Record 5-2
 Neutral Record 0-0
 ACC Regular Season Record 9-3

Date	Season	FSU / Opp.	Opponent	Result	Scores
Oct. 9	1992	-/-	at Notre Dame \$	L, 2-3	15-12, 5-15, 15-7, 1-15, 15-17
Oct. 24	1994	-/12	vs. Notre Dame	W, 3-1	15-10, 8-15, 17-15, 15-12
Sept. 15	2000	-/25	vs. Notre Dame #	L, 1-3	10-15, 8-15, 15-8, 15-2
Sept. 20	2009	19/-	vs. Notre Dame %	W, 3-2	19-25, 25-17, 18-25, 26-24, 16-14
Oct. 20	2013	19/-	at Notre Dame *	W, 3-0	25-8, 25-23, 25-13
Nov. 17	2013	22/-	vs. Notre Dame *	W, 3-0	25-13, 25-21, 25-21
Sept. 28	2014	6/-	vs. Notre Dame *	W, 3-0	34-32, 25-22, 25-19
Sept. 27	2015	17/-	at Notre Dame *	W, 3-0	25-20, 25-21, 25-12
Nov. 13	2015	20/-	vs. Notre Dame *	W, 3-0	25-18, 25-14, 25-19
Oct. 30	2016	11/-	at Notre Dame *	W, 3-1	17-25, 26-24, 25-14, 25-20
Oct. 1	2017	21/-	at Notre Dame *	L, 2-3	21-25, 25-23, 25-19, 12-25, 12-15
Oct. 20	2017	-/-	vs. Notre Dame *	L, 1-3	18-25, 25-17, 18-25, 24-26
Nov. 2	2018	-/-	at Notre Dame	W, 3-1	25-23, 25-16, 23-25, 29-27
Nov. 11	2018	-/-	Notre Dame	W, 3-2	20-25, 20-25, 25-23, 25-12, 15-9
Nov. 8	2019	-/-	Notre Dame	L, 0-3	20-25, 25-27, 19-25
Mar. 12	2021	-/14	Notre Dame	W, 3-2	21-25, 23-25, 25-12, 25-16, 15-11
Sept. 24	2021	-/-	at Notre Dame	W, 3-1	25-21, 24-26, 25-16, 25-22
Nov. 24	2021	-/-	vs. Notre Dame	L, 0-3	22-25, 22-25, 23-25

Oakland **1-0**
 Home Record 0-0
 Away Record 0-0
 Neutral Record 1-0

Date	Season	FSU / Opp.	Opponent	Result	Scores
Sept. 10	2004	-/-	vs. Oakland @	W, 3-0	30-17, 30-21, 30-19

Ohio State **1-4**
 Home Record 1-1
 Away Record 0-2
 Neutral Record 0-1

Date	Season	FSU / Opp.	Opponent	Result	Scores
Sept. 14	1981	-/-	vs. Ohio State	L, 0-2	12-15, 9-15
Sept. 15	2012	11/21	vs. Ohio State	W, 3-1	25-18, 22-25, 25-13, 25-13
Sept. 6	2013	15/23	vs. Ohio State @	L, 1-3	29-27, 24-26, 14-25, 20-25
Sept. 5	2015	14/22	at Ohio State @	L, 2-3	25-21, 19-25, 25-20, 19-25, 11-15
Sept. 6	2015	14/22	at Ohio State @	L, 1-3	19-25, 25-18, 13-25, 21-25

Oklahoma **3-1**
 Home Record 0-0
 Away Record 0-0
 Neutral Record 3-1

Date	Season	FSU / Opp.	Opponent	Result	Scores
Sept. 22	1979	-/-	vs. Oklahoma !	W, 2-1	15-7, 7-15, 16-14
Oct. 5	1979	-/-	vs. Oklahoma #	L, 0-2	9-15, 12-15
Sept. 4	2010	13/-	vs. Oklahoma @	W, 3-1	25-16, 19-25, 25-18, 25-16
Aug. 28	2015	9/-	vs. Oklahoma !	W, 3-1	25-21, 25-23, 21-25, 25-18

Oklahoma State **1-0**
 Home Record 1-0
 Away Record 0-0
 Neutral Record 0-0

Date	Season	FSU / Opp.	Opponent	Result	Scores
Oct. 10	1980	-/-	vs. Oklahoma State \$	W, 2-0	15-6, 15-7

Oregon **1-1**
 Home Record 0-0
 Away Record 0-0
 Neutral Record 1-1

Date	Season	FSU / Opp.	Opponent	Result	Scores
Dec. 14	1974	-/-	vs. Oregon ^	L, 1-2	15-12, 6-15, 6-15



ALL-TIME RECORDS VS. OPPONENTS

Sept. 10 2002 -/- vs. Oregon W, 3-0 30-23, 30-28, 30-28

Pacific 0-1
Home Record 0-0
Away Record 0-0
Neutral Record 0-1

Date Season FSU / Opp. Opponent Result Scores
Dec. 5 1993 -/11 vs. Pacific ^ L, 1-3 6-15, 17-15, 6-15, 9-15

Penn State 1-2
Home Record 0-1
Away Record 0-1
Neutral Record 1-0

Date Season FSU / Opp. Opponent Result Scores
Sept. 17 1983 -/- vs. Penn State @ W, 3-1 15-12, 15-7, 13-15, 15-6
Sept. 10 1988 -/19 vs. Penn State L, 1-3 15-13, 13-15, 8-15, 5-15
Sept. 10 1994 -/4 vs. Penn State ! L, 0-3 4-15, 3-15, 10-15

Pepperdine 0-6
Home Record 0-1
Away Record 0-1
Neutral Record 0-4

Date Season FSU / Opp. Opponent Result Scores
1978 -/- vs. Pepperdine + L, 1-2 5-15, 15-12, 3-15
Sept. 19 1998 19/- vs. Pepperdine # L, 1-3 13-15, 8-15, 15-11, 11-15
Sept. 1 2001 -/17 at Pepperdine ! L, 0-3 21-30, 24-30, 29-31
Sept. 6 2003 -/8 vs. Pepperdine @ L, 0-3 20-30, 23-30, 24-30
Sept. 10 2011 24/- vs. Pepperdine # L, 1-3 21-25, 25-23, 18-25, 23-25
Sept. 14 2012 11/18 vs. Pepperdine L, 0-3 21-25, 23-25, 15-25

Pitt 5-12
Home Record 2-6
Away Record 1-6
Neutral Record 2-0
ACC Regular Season Record 3-89

Date Season FSU / Opp. Opponent Result Scores
Sept. 16 1983 -/- at Pitt @ L, 1-3 13-15, 5-15, 15-11, 9-15
Oct. 25 1986 -/- vs. Pitt \$ W, 3-2 15-12, 17-15, 11-15, 5-15, 15-13
Nov. 15 1991 -/- vs. Pitt # L, 1-3 13-15, 3-15, 15-9, 2-15
Oct. 10 1992 -/- vs. Pitt \$ W, 3-2 15-6, 12-15, 9-15, 15-10, 15-11
Sept. 3 2005 -/- vs. Pitt ! L, 2-3 30-19, 16-30, 25-30, 30-24, 13-15
Oct. 13 2013 21/- vs. Pitt * W, 3-0 25-22, 25-23, 25-20
Oct. 24 2014 4/- at Pitt * W, 3-2 24-26, 18-25, 25-17, 25-19, 15-11
Oct. 30 2015 15/- at Pitt * L, 0-3 14-25, 23-25, 26-28
Oct. 16 2016 15/- vs. Pitt * W, 3-1 25-22, 24-26, 25-20, 25-23
Oct. 6 2017 -/- vs. Pitt * L, 1-3 23-25, 25-21, 21-25, 21-25
Nov. 5 2017 -/- at Pitt * L, 0-3 22-25, 20-25, 18-25
Sept. 30 2018 -/8 at Pitt L, 1-3 25-21, 20-25, 13-25, 17-25
Nov. 16 2018 -/10 Pitt* L, 1-3 22-25, 21-25, 25-20, 19-25
Oct. 6 2019 23/4 Pitt* L, 1-3 15-25, 24-26, 25-14, 19-25
Nov. 22 2019 -/2 at Pitt* L, 1-3 19-25, 28-26, 19-25, 22-25
Mar. 26 2021 25/19 at Pitt* L, 1-3 19-25, 22-25, 25-14, 20-25
Oct. 17 2021 -/4 vs. Pitt* L, 1-3 20-25, 25-23, 13-25, 14-25

Portland State 0-1
Home Record 0-1
Away Record 0-0
Neutral Record 0-0

Date Season FSU / Opp. Opponent Result Scores
Dec. 10 1981 -/- vs. Portland State + L, 1-3 15-7, 9-15, 10-15, 18-20

Purdue 4-4
Home Record 1-1
Away Record 1-1
Neutral Record 2-2

Date Season FSU / Opp. Opponent Result Scores
Dec. 6 1979 -/- vs. Purdue + L, 0-2 14-16, 14-16
Oct. 3 1981 -/- vs. Purdue @ W, 2-0 15-7, 16-14
Oct. 24 1986 -/- vs. Purdue \$ L, 0-3 8-15, 10-15, 13-15
Oct. 15 1989 -/- at Purdue W, 3-0 15-12, 15-13, 15-13
Sept. 7 1996 -/- at Purdue L, 1-3 11-15, 15-6, 9-15, 4-15
Aug. 30 1997 -/- vs. Purdue ! W, 3-0 15-13, 15-7, 15-4
Dec. 9 2011 21/8 vs. Purdue 6 W, 3-1 25-23, 21-25, 25-20, 25-19
Dec. 1 2012 12/22 vs. Purdue ^ L, 2-3 20-25, 25-21, 21-25, 25-23, 11-15

Rhode Island 1-1
Home Record 0-1
Away Record 1-0
Neutral Record 0-0

Date Season FSU / Opp. Opponent Result Scores
Nov. 12 1983 -/- vs. Rhode Island * W, 3-2 15-12, 10-15, 15-3, 12-15, 15-10
Sept. 8 1995 -/- at Rhode Island @ L, 0-3 14-16, 3-15, 2-15

Rice 4-0
Home Record 1-0
Away Record 2-0
Neutral Record 1-0

Date Season FSU / Opp. Opponent Result Scores
Sept. 4 1983 -/- vs. Rice ! W, 3-0 15-13, 15-9, 15-7
Oct. 8 1988 -/- at Rice W, 3-2 12-15, 11-15, 15-6, 15-9, 15-2
Sept. 28 1991 -/- vs. Rice W, 3-0 15-4, 15-8, 15-11
Sept. 19 1993 21/- at Rice W, 3-1 15-10, 15-9, 8-15, 15-10

Rollins 2-2
Home Record 0-1
Away Record 0-0
Neutral Record 2-1

Date Season FSU / Opp. Opponent Result Scores
1972 -/- vs. Rollins ! L, 1-2 9-15, 16-14, 15-4
1972 -/- vs. Rollins # L, 0-2 15-11, 15-11
1972 -/- vs. Rollins @ W, 2-0 15-15, 15-3
Oct. 23 1981 -/- vs. Rollins \$ W, 3-0 15-9, 15-0, 15-4

Rutgers 1-1
Home Record 0-0
Away Record 0-0
Neutral Record 1-1

Date Season FSU / Opp. Opponent Result Scores
Oct. 15 1982 -/- vs. Rutgers \$ L, 0-2 13-15, 8-15
Oct. 16 1982 -/- vs. Rutgers \$ W, 0-2 9-15, 13-15

St. John's 1-1
Home Record 1-0
Away Record 0-0
Neutral Record 0-1

Date Season FSU / Opp. Opponent Result Scores
Sept. 8 2006 -/- vs. St. John's @ L, 1-3 30-25, 26-30, 23-30, 26-30
Sept. 14 2019 25/- vs. St. John's W, 3-0 25-21, 25-14, 25-23

St. John's CC 1-0
Home Record 0-0
Away Record 0-0
Neutral Record 1-0

Date Season FSU / Opp. Opponent Result Scores
1972 -/- vs. St. John's CC @ W, 2-1 15-2, 13-15, 15-6

Saint Louis 0-2
Home Record 0-0
Away Record 0-0
Neutral Record 0-2



ALL-TIME RECORDS VS. OPPONENTS

Date	Season	FSU / Opp.	Opponent	Result	Scores
Sept. 26	1980	-/-	vs. Saint Louis @	L, 1-2	17-15, 12-15, 11-15
Sept. 27	1980	-/-	vs. Saint Louis @	L, 1-2	12-15, 15-7, 6-15

St. Mary's College 0-1					
Home Record 0-0					
Away Record 0-0					
Neutral Record 0-1					

Date	Season	FSU / Opp.	Opponent	Result	Scores
Sept. 12	2003	-/-	vs. St. Mary's College #	L, 2-3	16-30, 24-30, 30-26, 30-27, 10-15

St. Petersburg JC 1-0					
Home Record 0-0					
Away Record 0-0					
Neutral Record 1-0					

Date	Season	FSU / Opp.	Opponent	Result	Scores
Oct. 25	1974	-/-	vs. St. Petersburg JC @	W, 2-0	15-4, 15-11

Sam Houston State 3-1					
Home Record 1-0					
Away Record 0-0					
Neutral Record 2-1					

Date	Season	FSU / Opp.	Opponent	Result	Scores
Oct. 30	1981	-/-	vs. Sam Houston State %	W, 2-0	15-13, 15-10
Oct. 31	1981	-/-	vs. Sam Houston State %	W, 2-0	15-9, 15-9
Sept. 27	1986	-/-	vs. Sam Houston State #	L, 2-3	15-13, 6-15, 14-16, 15-9, 14-16
Sept. 3	2004	-/-	vs. Sam Houston State !	W, 3-2	25-30, 24-30, 30-25, 30-18, 15-12

Samford 3-0					
Home Record 3-0					
Away Record 0-0					
Neutral Record 0-0					

Date	Season	FSU / Opp.	Opponent	Result	Scores
Sept. 15	2000	-/-	vs. Samford #	W, 3-0	15-2, 15-4, 15-4
Sept. 12	2014	7/-	vs. Samford #	W, 3-0	25-19, 25-8, 25-13
Sept. 3	2021	-/-	vs. Samford	W, 3-0	25-11, 25-22, 25-22

San Diego 1-0					
Home Record 0-0					
Away Record 0-0					
Neutral Record 1-0					

Date	Season	FSU / Opp.	Opponent	Result	Scores
Aug. 29	2015	9/-	vs. San Diego !	W, 3-0	25-16, 25-21, 25-20

San Diego State 0-1					
Home Record 0-0					
Away Record 0-0					
Neutral Record 0-1					

Date	Season	FSU / Opp.	Opponent	Result	Scores
Oct. 29	1983	-/7	vs. San Diego State ^	L, 0-3	11-15, 7-15, 11-15

Santa Clara 0-2					
Home Record 0-0					
Away Record 0-0					
Neutral Record 0-2					

Date	Season	FSU / Opp.	Opponent	Result	Scores
Sept. 19	1998	19/-	vs. Santa Clara #	L, 3-0	15-2, 15-9, 17-15
Sept. 11	1999	-/-	vs. Santa Clara @	L, 0-3	8-15, 4-15, 10-15

Shorter 1-0					
Home Record 0-0					
Away Record 0-0					
Neutral Record 1-0					

Date	Season	FSU / Opp.	Opponent	Result	Scores
Oct. 11	1975	-/-	vs. Shorter @	W, 2-0	15-4, 15-12

Siena 1-0					
Home Record 0-0					
Away Record 0-0					
Neutral Record 1-0					

Date	Season	FSU / Opp.	Opponent	Result	Scores
Sept. 12	2013	16/-	vs. Siena #	W, 3-0	25-18, 25-9, 25-17

South Alabama 15-0					
Home Record 11-0					
Away Record 1-0					
Neutral Record 3-0					

Date	Season	FSU / Opp.	Opponent	Result	Scores
	1977	-/-	vs. South Alabama @	W, 2-0	15-8, 15-5
Oct. 17	1979	-/-	vs. South Alabama	W, 2-0	15-5, 16-14
Oct. 7	1980	-/-	vs. South Alabama	W, 2-0	15-5, 15-1
Oct. 16	1980	-/-	at South Alabama	W, 3-0	15-12, 15-12, 15-9
Nov. 20	1980	-/-	vs. South Alabama +	W, 2-0	15-5, 15-5
Sept. 18	1982	-/-	vs. South Alabama !	W, 3-0	15-4, 11-15, 15-11, 15-8
Oct. 9	1985	-/-	vs. South Alabama	W, 3-0	15-12, 15-0, 15-7
Nov. 9	1985	-/-	vs. South Alabama	W, 3-0	15-12, 15-0, 15-7
Sept. 30	1986	-/-	vs. South Alabama	W, 3-0	15-4, 15-5, 15-7
Oct. 20	1989	-/-	vs. South Alabama	W, 3-0	15-8, 15-10, 15-9
Oct. 22	1992	-/-	vs. South Alabama	W, 3-0	15-5, 15-10, 15-3
Nov. 7	1995	-/-	vs. South Alabama	W, 3-0	15-11, 15-4, 15-8
Oct. 16	1997	-/-	vs. South Alabama	W, 3-0	15-4, 15-3, 15-7
Sept. 4	2004	-/-	vs. South Alabama !	W, 3-0	30-17, 30-22, 30-13
Sept. 2	2006	-/-	vs. South Alabama !	W, 3-0	30-18, 30-17, 30-13

South Carolina 17-9					
Home Record 7-3					
Away Record 3-2					
Neutral Record 7-4					

Date	Season	FSU / Opp.	Opponent	Result	Scores
	1976	-/-	vs. South Carolina \$	W, 2-1	15-7, 13-15, 15-11
	1977	-/-	vs. South Carolina #	L, 1-2	11-15, 15-11, 12-15
	1977	-/-	vs. South Carolina \$	L, 1-2	9-15, 15-7, 8-15
	1977	-/-	vs. South Carolina %	L, 0-2	15-17, 9-15
	1978	-/-	vs. South Carolina #	W, 2-0	16-14, 15-13
	1978	-/-	vs. South Carolina #	L, 1-2	15-7, 8-15, 10-15
Sept. 21	1979	-/-	vs. South Carolina !	W, 2-1	15-10, 3-15, 15-8
Oct. 9	1981	-/-	vs. South Carolina #	W, 2-0	15-8, 15-4
Oct. 7	1983	-/-	vs. South Carolina \$	W, 3-0	15-12, 15-8, 15-4
Oct. 15	1983	-/-	vs. South Carolina %	W, 3-2	13-15, 15-4, 9-15, 15-8, 16-14
Nov. 19	1983	-/-	vs. South Carolina ?	W, 3-2	13-15, 15-8, 15-9, 10-15, 15-4
Oct. 27	1984	-/-	at South Carolina	W, 3-2	7-15, 15-6, 15-10, 13-15, 16-14
Nov. 17	1984	-/-	at South Carolina !	L, 1-3	11-15, 11-15, 11-15
Oct. 4	1985	-/-	vs. South Carolina ?	L, 2-3	9-15, 15-6, 7-15, 15-3, 13-15
Nov. 24	1985	-/-	vs. South Carolina ^	W, 3-1	15-1, 15-3, 13-15, 15-12
Oct. 3	1986	-/-	at South Carolina ?	W, 3-1	6-15, 15-8, 15-8, 15-8
Nov. 23	1986	-/-	vs. South Carolina ^	W, 3-1	7-15, 15-13, 15-3, 15-7
Sept. 25	1987	-/-	vs. South Carolina ?	W, 3-2	15-9, 15-12, 13-15, 11-15, 15-4
Nov. 21	1987	-/-	vs. South Carolina \$	W, 3-1	15-9, 15-4, 12-15, 15-8
Sept. 30	1988	-/-	at South Carolina ?	L, 0-3	10-15, 13-15, 15-17
Nov. 19	1988	-/-	vs. South Carolina #	W, 3-0	15-8, 15-13, 15-6
Nov. 3	1989	-/-	vs. South Carolina ?	W, 3-0	15-8, 15-4, 15-2
Oct. 6	1990	-/-	vs. South Carolina ?	W, 3-0	15-5, 15-8, 15-6
Sept. 3	1999	-/-	vs. South Carolina !	L, 0-3	11-15, 8-15, 4-15
Sept. 2	2005	-/-	vs. South Carolina !	L, 1-3	21-30, 30-22, 17-30, 23-30
Sept. 9	2006	-/-	at South Carolina @	W, 3-2	30-28, 21-30, 30-17, 28-30, 15-13

South Dakota State 1-0					
Home Record 0-0					
Away Record 0-0					
Neutral Record 1-0					



ALL-TIME RECORDS VS. OPPONENTS

Date	Season	FSU / Opp.	Opponent	Result	Scores
Sept. 7	2008	-/-	vs. South Dakota State @	W, 3-0	25-19, 25-23, 25-17

South Florida					41-6
Home Record					19-2
Away Record					8-2
Neutral Record					14-2

Date	Season	FSU / Opp.	Opponent	Result	Scores
	1973	-/-	vs. South Florida	W, 2-0	15-9, 15-9
	1973	-/-	vs. South Florida @	W, 2-1	15-4, 8-15, 15-4
Nov. 1	1974	-/-	vs. South Florida #	W, 2-0	15-5, 15-2
Nov. 14	1975	-/-	vs. South Florida %	W, 2-1	15-1, 12-15, 15-2
	1976	-/-	vs. South Florida %	W, 2-0	15-8, 15-5
	1976	-/-	vs. South Florida ^	W, 2-0	15-5, 15-5
	1977	-/-	vs. South Florida ^	W, 2-1	15-11, 10-15, 15-13
	1977	-/-	vs. South Florida ^	W, 2-1	2-15, 15-11, 17-15
	1977	-/-	vs. South Florida &	W, 3-1	15-12, 15-0, 11-15, 16-14
	1978	-/-	vs. South Florida @	W, 2-0	15-10, 15-7
	1978	-/-	vs. South Florida ^	W, 3-0	15-5, 7-15, 15-9
	1978	-/-	vs. South Florida	W, 2-1	12-15, 15-9, 15-9
Oct. 12	1979	-/-	vs. South Florida \$	W, 2-0	15-8, 15-7
Oct. 10	1980	-/-	vs. South Florida \$	W, 2-0	15-0, 15-2
Oct. 9	1982	-/-	vs. South Florida #	W, 2-0	15-2, 15-7
Oct. 6	1983	-/-	vs. South Florida #	W, 3-0	15-5, 15-9, 15-5
Oct. 8	1983	-/-	vs. South Florida \$	W, 3-0	15-6, 15-3, 15-10
Oct. 22	1984	-/-	at South Florida	W, 3-0	15-11, 16-14, 15-3
Sept. 22	1985	-/-	at South Florida !	W, 3-1	17-15, 8-15, 15-9, 15-3
Oct. 2	1985	-/-	vs. South Florida	W, 3-0	15-9, 15-4, 15-2
Sept. 19	1986	-/-	vs. South Florida @	W, 3-2	8-15, 15-11, 9-15, 15-4, 15-3
Oct. 1	1986	-/-	vs. South Florida	W, 3-1	13-15, 15-5, 15-12, 15-13
Sept. 4	1987	-/-	vs. South Florida !	W, 3-0	15-5, 15-7, 15-1
Sept. 5	1987	-/-	vs. South Florida !	W, 3-0	15-2, 16-14, 15-3
Oct. 17	1987	-/-	at South Florida #	W, 3-0	15-6, 15-4, 15-10
Sept. 17	1988	-/-	vs. South Florida !	W, 3-0	15-13, 15-5, 15-8
Oct. 22	1988	-/-	at South Florida	W, 3-2	15-10, 10-15, 14-16, 15-13, 15-12
Oct. 30	1988	-/-	vs. South Florida	W, 3-2	9-15, 15-5, 15-5, 12-15, 15-7
Sept. 16	1989	-/-	at South Florida @	W, 3-2	15-13, 15-8, 7-15, 10-15, 15-13
Oct. 20	1989	-/-	vs. South Florida	L, 1-3	15-3, 5-15, 13-15, 12-15
Sept. 14	1990	-/-	vs. South Florida @	W, 3-0	15-6, 15-11, 15-6
Oct. 7	1990	-/-	vs. South Florida	W, 3-1	12-15, 15-10, 15-4, 15-12
Sept. 21	1991	-/-	vs. South Florida @	W, 3-0	15-9, 15-13, 15-3
Sept. 5	1992	-/-	vs. South Florida !	W, 3-0	15-3, 15-11, 15-10
Sept. 19	1992	-/-	at South Florida #	W, 3-0	15-6, 15-4, 16-14
Sept. 4	1993	-/-	vs. South Florida !	W, 3-2	13-15, 15-8, 15-10, 12-15, 15-10
Nov. 25	1994	-/-	vs. South Florida \$	W, 3-1	11-15, 16-14, 15-6, 15-7
Sept. 3	1995	-/-	at South Florida !	L, 1-3	15-13, 8-15, 3-15, 5-15
Dec. 5	1997	-/-	vs. South Florida ^	L, 2-3	15-8, 4-15, 13-15, 15-7, 9-15
Sept. 11	1998	22/-	at South Florida @	W, 3-0	15-11, 15-7, 15-6
Sept. 18	2001	-/-	vs. South Florida	L, 1-3	29-31, 30-28, 24-30, 24-30
Oct. 29	2002	-/-	at South Florida	L, 2-3	30-23, 28-30, 28-30, 30-27, 4-15
Dec. 6	2002	-/-	vs. South Florida ^	L, 0-3	21-30, 19-30, 28-30
Oct. 29	2003	-/-	vs. South Florida	W, 3-0	30-23, 30-25, 30-20
Nov. 2	2004	-/-	at South Florida	W, 3-0	30-24, 30-27, 30-19
Sept. 14	2005	-/-	vs. South Florida	W, 3-1	23-30, 30-22, 30-25, 30-28
Aug. 28	2010	15/-	vs. South Florida !	W, 3-0	25-20, 25-11, 25-21

Southeast Missouri State					1-0
Home Record					0-0
Away Record					0-0
Neutral Record					0-1

Date	Season	FSU / Opp.	Opponent	Result	Scores
Sept. 8	2000	-/-	vs. Southeast Missouri State @	W, 3-0	15-13, 15-11, 15-5

Southeastern Louisiana					2-0
Home Record					1-0
Away Record					0-0
Neutral Record					1-0

Date	Season	FSU / Opp.	Opponent	Result	Scores
Sept. 28	1979	-/-	vs. Southeastern Louisiana @	W, 2-0	15-4, 15-5
Sept. 4	1998	24/-	vs. Southeastern Louisiana !	W, 3-0	15-7, 15-11, 15-5

Southern					1-0
Home Record					0-0
Away Record					0-0
Neutral Record					1-0

Date	Season	FSU / Opp.	Opponent	Result	Scores
Sept. 5	1983	-/-	vs. Southern !	W, 3-0	15-8, 15-4, 15-2

Southern Cal					0-1
Home Record					0-0
Away Record					0-0
Neutral Record					0-1

Date	Season	FSU / Opp.	Opponent	Result	Scores
Sept. 8	2006	-/10	vs. Southern Cal @	L, 0-3	22-30, 22-30, 26-30

Southern Connecticut State					1-0
Home Record					0-0
Away Record					0-0
Neutral Record					1-0

Date	Season	FSU / Opp.	Opponent	Result	Scores
	1973	-/-	vs. Southern Connecticut State %	W, 2-0	15-7, 14-12

Southern Illinois					3-2
Home Record					0-1
Away Record					0-0
Neutral Record					3-1

Date	Season	FSU / Opp.	Opponent	Result	Scores
Sept. 22	1984	-/-	vs. Southern Illinois	L, 1-3	13-15, 15-12, 14-16, 15-17
Sept. 28	1985	-/-	vs. Southern Illinois @	W, 3-2	15-6, 3-15, 5-15, 15-12, 15-13
Sept. 2	1994	-/-	vs. Southern Illinois %	W, 3-0	15-7, 15-4, 15-6
Sept. 3	1994	-/-	vs. Southern Illinois %	W, 3-1	9-15, 15-5, 15-10, 15-7
Sept. 6	1996	-/-	vs. Southern Illinois !	L, 2-3	11-15, 15-9, 15-11, 8-15, 10-15

Southern Mississippi					16-0
Home Record					8-0
Away Record					5-0
Neutral Record					3-0

Date	Season	FSU / Opp.	Opponent	Result	Scores
Nov. 22	1982	-/-	vs. Southern Mississippi ^	W, 2-0	15-3, 15-2
Oct. 14	1983	-/-	at Southern Mississippi %	W, 3-0	15-2, 15-1, 15-4
Nov. 18	1983	-/-	vs. Southern Mississippi ?	W, 3-0	15-0, 15-0, 15-4
Oct. 7	1984	-/-	at Southern Mississippi	W, 3-0	15-8, 15-3, 15-8
Oct. 24	1985	-/-	vs. Southern Mississippi ?	W, 3-0	15-6, 15-7, 15-8
Nov. 23	1985	-/-	at Southern Mississippi ^	W, 3-0	15-13, 15-13, 15-3
Sept. 28	1986	-/-	at Southern Mississippi #	W, 3-0	15-1, 15-2, 15-5
Oct. 9	1987	-/-	vs. Southern Mississippi ?	W, 3-0	15-7, 15-0, 15-5
Nov. 5	1988	-/-	at Southern Mississippi ?	W, 3-0	15-8, 15-6, 15-3
Nov. 18	1988	-/-	vs. Southern Mississippi #	W, 3-0	15-10, 15-5, 15-6
Oct. 6	1989	-/-	vs. Southern Mississippi ?	W, 3-0	15-6, 15-6, 15-7
Nov. 17	1989	-/-	vs. Southern Mississippi \$	W, 3-0	15-2, 15-3, 15-7
Sept. 10	1990	-/-	vs. Southern Mississippi ?	W, 3-0	15-8, 15-9, 15-5
Sept. 11	1993	-/-	vs. Southern Mississippi @	W, 3-0	15-6, 15-3, 15-8
Sept. 1	2000	-/-	vs. Southern Mississippi !	W, 3-0	15-11, 15-2, 15-12
Sept. 8	2018	-/-	Southern Mississippi	W, 3-0	25-16, 25-17, 26-24

Southwest Texas State					4-1
Home Record					2-0
Away Record					2-1
Neutral Record					0-0

Date	Season	FSU / Opp.	Opponent	Result	Scores
	1973	-/-	vs. Southwest Texas State #	W, 2-1	17-15, 13-15, 15-10
Oct. 17	1987	-/-	vs. Southwest Texas State #	L, 1-3	15-6, 12-15, 7-15, 11-15



ALL-TIME RECORDS VS. OPPONENTS

Nov. 14	1988	-/-	vs. Southwest Texas State @	W, 3-2	10-15, 18-16, 15-9, 13-15, 15-12
Sept. 28	1990	-/-	at Southwest Texas State	W, 3-0	15-8, 15-6, 15-6
Oct. 13	1991	-/-	at Southwest Texas State	W, 3-0	15-13, 15-11, 15-13

Southwestern Louisiana 1-0

Home Record 0-0
 Away Record 0-0
 Neutral Record 1-0

Date	Season	FSU / Opp.	Opponent	Result	Scores
	1977	-/-	vs. Southwestern Louisiana @	W, 2-0	15-8, 15-6

Stanford 0-1

Home Record 0-0
 Away Record 0-0
 Neutral Record 0-1

Date	Season	FSU / Opp.	Opponent	Result	Scores
Dec. 9	2016	16 / 9	vs. Stanford	L, 1-3	27-25, 20-25, 9-25, 23-25

Stetson 6-0

Home Record 3-0
 Away Record 0-0
 Neutral Record 3-0

Date	Season	FSU / Opp.	Opponent	Result	Scores
	1973	-/-	vs. Stetson #	W, 2-0	15-3, 15-6
	1973	-/-	vs. Stetson #	W, 2-0	15-2, 15-2
Oct. 18	1983	-/-	vs. Stetson %	W, 3-0	15-3, 15-2, 15-7
Sept. 3	2004	-/-	vs. Stetson !	W, 3-0	30-14, 30-11, 30-13
Sept. 1	2006	-/-	vs. Stetson !	W, 3-0	30-20, 30-14, 30-13
Aug. 30	2008	-/-	vs. Stetson !	W, 3-0	25-2, 26-24, 25-12

Stony Brook 1-0

Home Record 1-0
 Away Record 0-0
 Neutral Record 0-0

Date	Season	FSU / Opp.	Opponent	Result	Scores
Sept. 13	2019	25 / -	vs. Stony Brook	W, 3-0	25-21, 25-14, 25-23

Syracuse 13-0

Home Record 8-0
 Away Record 4-0
 Neutral Record 1-0
 ACC Regular Season Record 12-0

Date	Season	FSU / Opp.	Opponent	Result	Scores
Oct. 30	1992	-/-	vs. Syracuse G	W, 3-0	15-10, 15-10, 15-12
Sept. 28	2013	17 / -	at Syracuse *	W, 3-1	19-25, 25-16, 25-13, 25-13
Nov. 23	2014	8 / -	vs. Syracuse *	W, 3-0	25-19, 25-15, 25-17
Oct. 23	2015	17 / -	vs. Syracuse *	W, 3-0	25-16, 25-19, 25-20
Sept. 30	2016	15 / -	vs. Syracuse *	W, 3-0	25-17, 25-16, 25-16
Nov. 13	2016	18 / -	at Syracuse *	W, 3-1	25-23, 25-9, 24-26, 25-20
Nov. 10	2017	-/-	vs. Syracuse *	W, 3-1	25-17, 25-19, 28-30, 26-24
Oct. 14	2018	-/-	at Syracuse *	W, 3-2	23-25, 24-26, 25-16, 25-18, 15-12
Oct. 20	2019	-/-	vs. Syracuse *	W, 3-0	25-23, 25-18, 25-21
Apr. 1	2021	-/-	vs. Syracuse *	W, 3-0	25-16, 25-14, 25-13
Apr. 2	2021	-/-	vs. Syracuse *	W, 3-0	25-13, 25-11, 25-13
Oct. 31	2021	-/-	vs. Syracuse *	W, 3-2	25-22, 25-23, 21-25, 24-26, 15-11
Nov. 14	2021	-/-	at Syracuse *	W, 3-1	25-20, 13-25, 25-20, 25-17

Tampa 2-0

Home Record 0-0
 Away Record 1-0
 Neutral Record 1-0

Date	Season	FSU / Opp.	Opponent	Result	Scores
	1973	-/-	vs. Tampa #	W, 2-0	15-3, 17-15
Oct. 22	1988	-/-	at Tampa	W, 3-0	15-13, 15-3, 15-8

Temple 1-0

Home Record 1-0
 Away Record 0-0
 Neutral Record 0-0

Date	Season	FSU / Opp.	Opponent	Result	Scores
Nov. 16	1991	-/-	vs. Temple #	W, 3-0	15-1, 15-11, 15-6

Tennessee 11-7

Home Record 2-4
 Away Record 4-1
 Neutral Record 5-2

Date	Season	FSU / Opp.	Opponent	Result	Scores
Oct. 17	1975	-/-	vs. Tennessee #	W, 2-0	15-9, 15-8
Oct. 31	1975	-/-	vs. Tennessee \$	W, 2-0	15-5, 15-10
	1976	-/-	vs. Tennessee %	W, 2-1	6-15, 15-6, 16-14
	1976	-/-	vs. Tennessee %	W, 2-0	15-5, 15-8
	1976	-/-	vs. Tennessee %	W, 2-0	15-6, 15-4
	1978	-/-	vs. Tennessee #	L, 0-2	12-15, 8-15
Sept. 17	1980	-/-	at Tennessee	L, 1-3	15-4, 7-15, 10-15, 8-15
Oct. 11	1980	-/-	vs. Tennessee \$	L, 1-2	15-8, 3-15, 11-15
Oct. 24	1981	-/-	at Tennessee \$	W, 3-1	15-9, 15-11, 10-15, 15-12
Oct. 30	1981	-/-	vs. Tennessee %	W, 2-0	15-10, 15-3
Dec. 5	1983	-/13	vs. Tennessee +	L, 2-3	15-12, 15-12, 1-15, 10-15, 8-15
Oct. 12	1984	-/-	vs. Tennessee	L, 0-3	8-15, 7-15, 9-15
Oct. 12	1985	-/-	at Tennessee	W, 3-1	8-15, 15-11, 15-11, 16-14
Oct. 18	1986	-/-	vs. Tennessee	L, 2-3	10-15, 15-7, 15-4, 13-15, 10-15
Oct. 25	1986	-/-	at Tennessee \$	W, 3-1	13-15, 15-9, 16-14, 15-6
Sept. 30	1989	-/-	vs. Tennessee	W, 3-0	15-10, 16-14, 15-11
Sept. 4	2010	13 / 17	vs. Tennessee @	L, 0-3	20-25, 23-25, 20-25
Aug. 24	2012	12 / 15	at Tennessee !	W, 3-0	27-25, 25-15, 25-21

Tennessee Tech 2-0

Home Record 0-0
 Away Record 0-0
 Neutral Record 2-0

Date	Season	FSU / Opp.	Opponent	Result	Scores
Nov. 6	1982	-/-	vs. Tennessee Tech +	W, 2-0	15-0, 15-10
Sept. 2	1995	-/-	vs. Tennessee Tech !	W, 3-1	15-5, 15-7, 7-15, 15-8

Texas 1-5

Home Record 0-1
 Away Record 1-3
 Neutral Record 0-1

Date	Season	FSU / Opp.	Opponent	Result	Scores
Dec. 11	1981	-/-	vs. Texas +	L, 2-2	12-15, 15-3, 5-15, 15-11, 12-15
Oct. 28	1982	-/16	at Texas	W, 2-3	15-8, 2-15, 15-17, 15-4, 12-15
Oct. 28	1983	-/10	at Texas ^	L, 0-3	6-15, 13-15, 3-15
Dec. 5	1987	-/9	at Texas ^	L, 0-3	6-15, 11-15, 9-15
Sept. 29	1990	-/5	at Texas	L, 2-3	8-15, 15-11, 9-15, 15-9, 5-15
Sept. 8	2001	-/25	vs. Texas @	L, 1-3	20-30, 34-32, 29-31, 21-30

Texas AGM 7-6

Home Record 2-0
 Away Record 3-5
 Neutral Record 2-1

Date	Season	FSU / Opp.	Opponent	Result	Scores
	1978	-/-	vs. Texas AGM \$	W, 2-0	15-10, 16-14
	1978	-/-	vs. Texas AGM +	L, 0-2	9-15, 8-15
Oct. 29	1982	-/19	at Texas AGM %	L, 1-3	5-15, 16-14, 6-15, 9-15
Sept. 21	1984	-/-	at Texas AGM	L, 1-3	4-15, 1-15, 16-14, 11-15
Oct. 5	1991	-/-	at Texas AGM	W, 3-1	15-7, 15-11, 11-15, 15-8
Sept. 26	1992	-/-	vs. Texas AGM	W, 3-0	15-7, 15-8, 16-14
Sept. 17	1993	21 / -	at Texas AGM	L, 1-3	13-15, 13-15, 16-14, 11-15
Sept. 7	2001	-/18	at Texas AGM @	L, 0-3	25-30, 18-30, 19-30
Sept. 12	2013	16 / -	at Texas AGM #	L, 0-3	25-27, 25-27, 22-25



ALL-TIME RECORDS VS. OPPONENTS

Sept. 19	2014	6 / 21	at Texas AGM \$	W, 3-1	25-22, 23-25, 26-24, 25-21
Sept. 20	2014	6 / 21	at Texas AGM \$	W, 3-0	25-20, 25-16, 25-8
Sept. 18	2015	18 / -	vs. Texas AGM	W, 3-1	25-20, 25-12, 21-25, 25-16
Sept. 1	2016	16 / 14	vs. Texas AGM	W, 3-2	18-25, 19-25, 25-20, 25-21, 15-8

TCU	4-0
Home Record	2-0
Away Record	1-0
Neutral Record	1-0

Date	Season	FSU / Opp.	Opponent	Result	Scores
Aug. 25	2007	- / -	vs. TCU !	W, 3-1	30-25, 23-30, 30-16, 30-27
Sept. 3	2017	15 / -	vs. TCU	W, 3-1	25-16, 25-23, 23-25, 25-21
Aug. 31	2018	- / -	vs. TCU	W, 3-0	25-21, 25-17, 25-18
Sept. 8	2019	22 / -	at TCU	W, 3-0	25-20, 25-20, 25-18

UTEP	1-0
Home Record	0-0
Away Record	0-0
Neutral Record	1-0

Date	Season	FSU / Opp.	Opponent	Result	Scores
Sept. 9	2000	- / -	vs. UTEP @	W, 3-2	15-11, 10-15, 13-15, 15-12, 15-13

Texas Tech	3-1
Home Record	0-1
Away Record	0-0
Neutral Record	3-0

Date	Season	FSU / Opp.	Opponent	Result	Scores
Sept. 19	1980	- / -	vs. Texas Tech !	W, 2-1	15-6, 10-15, 15-10
Sept. 19	1981	- / -	vs. Texas Tech !	W, 2-1	8-15, 15-2, 15-8
Oct. 1	1982	20 / -	vs. Texas Tech @	W, 3-0	15-7, 15-2, 15-4
Nov. 13	1986	- / -	vs. Texas Tech	L, 0-3	10-15, 12-15, 12-15

Texas Woman's College	0-1
Home Record	0-0
Away Record	0-0
Neutral Record	0-1

Date	Season	FSU / Opp.	Opponent	Result	Scores
Dec. 13	1974	- / -	vs. Texas Woman's College ^	L, 0-2	5-15, 6-15

Texas-Arlington	1-5
Home Record	1-2
Away Record	0-0
Neutral Record	0-3

Date	Season	FSU / Opp.	Opponent	Result	Scores
1973	- / -	vs. Texas-Arlington %	L, 0-2	7-15, 12-15	
Dec. 12	1981	- / -	vs. Texas-Arlington +	W, 2-1	15-11, 18-20, 15-11
Oct. 2	1982	20 / -	vs. Texas-Arlington @	L, 2-3	7-15, 15-8, 15-12, 7-15, 11-15
Oct. 25	1985	- / -	vs. Texas-Arlington	L, 0-3	4-15, 14-16, 2-15
Sept. 9	1988	- / -	vs. Texas-Arlington	L, 0-3	4-15, 7-15, 11-15
Sept. 10	1999	- / -	vs. Texas-Arlington @	L, 1-3	15-10, 7-15, 13-15, 16-18

Troy	5-0
Home Record	4-0
Away Record	0-0
Neutral Record	1-0

Date	Season	FSU / Opp.	Opponent	Result	Scores
1972	- / -	vs. Troy !	W, 2-0	15-5, 15-10	
1973	- / -	vs. Troy !	W, 2-0	15-7, 15-3	
Nov. 16	1993	- / -	vs. Troy	W, 3-0	15-6, 15-5, 15-3
Nov. 17	1996	- / -	vs. Troy	W, 3-0	15-1, 15-9, 15-6
Sept. 18	2004	- / -	vs. Troy #	W, 3-0	30-20, 30-13, 30-18

Tulane	10-1
Home Record	5-0
Away Record	1-0
Neutral Record	4-1

Date	Season	FSU / Opp.	Opponent	Result	Scores
1977	- / -	vs. Tulane @	W, 2-0	15-8, 15-13	
Sept. 27	1980	- / -	vs. Tulane @	W, 2-0	15-11, 16-14
Sept. 17	1982	- / -	vs. Tulane !	W, 3-0	15-2, 15-10, 15-13
Nov. 21	1982	- / -	vs. Tulane ^	W, 2-0	15-5, 15-12
Oct. 15	1983	- / -	vs. Tulane %	W, 3-0	15-13, 15-5, 15-3
Oct. 5	1984	- / -	at Tulane	W, 3-0	15-9, 15-2, 15-10
Oct. 25	1985	- / -	vs. Tulane ?	W, 3-1	15-6, 13-15, 15-10, 15-9
Oct. 16	1987	- / -	vs. Tulane #	L, 2-3	15-11, 15-12, 11-15, 16-18, 13-15
Oct. 7	1989	- / -	vs. Tulane ?	W, 3-1	15-4, 15-0, 11-15, 15-5
Oct. 1	1990	- / -	vs. Tulane ?	W, 3-0	15-8, 15-7, 15-12
Sept. 2	2021	- / -	vs. Tulane	W, 3-0	25-23, 25-13, 25-13

Tulsa	1-0
Home Record	1-0
Away Record	0-0
Neutral Record	0-0

Date	Season	FSU / Opp.	Opponent	Result	Scores
Aug. 27	2011	- / 23	vs. Tulsa !	W, 3-1	25-17, 21-25, 25-16, 25-19

Tuskegee	2-0
Home Record	0-0
Away Record	0-0
Neutral Record	2-0

Date	Season	FSU / Opp.	Opponent	Result	Scores
1973	- / -	vs. Tuskegee !	W, 2-0	15-7, 15-3	
1976	- / -	vs. Tuskegee %	W, 2-0	15-1, 15-6	

UC-Irvine	1-2
Home Record	0-0
Away Record	0-2
Neutral Record	1-0

Date	Season	FSU / Opp.	Opponent	Result	Scores
Sept. 14	1991	- / -	at UC-Irvine !	L, 2-3	18-16, 2-15, 13-15, 15-8, 13-15
Sept. 13	2003	- / -	at UC-Irvine #	L, 2-3	30-28, 27-30, 27-30, 30-24, 7-15
Sept. 3	2011	25 / -	vs. UC-Irvine @	W, 3-0	25-20, 25-19, 25-21

UCLA	0-5
Home Record	0-1
Away Record	0-0
Neutral Record	0-4

Date	Season	FSU / Opp.	Opponent	Result	Scores
1973	- / -	vs. UCLA %	L, 0-2	9-15, 10-15	
Dec. 6	1979	- / -	vs. UCLA +	L, 0-2	9-15, 5-15
Sept. 10	1994	- / 2	vs. UCLA !	L, 0-3	4-15, 6-15, 4-15
Sept. 14	1996	- / 10	vs. UCLA @	L, 0-3	2-15, 9-15, 13-15
Dec. 15	2011	21 / 4	vs. UCLA +	L, 0-3	16-25, 17-25, 21-25

UC-Santa Barbara	1-2
Home Record	0-1
Away Record	0-1
Neutral Record	1-0

Date	Season	FSU / Opp.	Opponent	Result	Scores
Sept. 18	1998	19 / 4	at UC-Santa Barbara #	L, 1-3	13-15, 17-19, 10-15
Sept. 15	1999	- / 9	vs. UC-Santa Barbara	L, 0-3	3-15, 5-15, 6-15
Aug. 26	2017	15 / -	vs. UC Santa Barbara	W, 3-2	25-22, 25-27, 26-28, 25-18, 15-13

USC Upstate	1-0
Home Record	0-0
Away Record	0-0



ALL-TIME RECORDS VS. OPPONENTS

Neutral Record 1-0

Date	Season	FSU / Opp.	Opponent	Result	Scores
Oct. 3	1980	-/-	vs. USC Upstate #	W, 2-0	15-2, 15-3

Utah State **1-1**

Home Record	0-1
Away Record	0-0
Neutral Record	0-0

Date	Season	FSU / Opp.	Opponent	Result	Scores
Dec. 12	1981	-/-	vs. Utah State +	L, 0-3	9-15, 15-13, 0-15
Sept. 12	1998	22/-	vs. Utah State @	W, 3-1	6-15, 15-4, 16-14, 15-12

Valdosta State **1-0**

Home Record	0-0
Away Record	0-0
Neutral Record	1-0

Date	Season	FSU / Opp.	Opponent	Result	Scores
1977	-/-	vs. Valdosta State %	W, 2-0	15-2, 15-4	

Virginia **43-14**

Home Record	21-4
Away Record	18-10
Neutral Record	4-0
ACC Regular Season Record	38-13

Date	Season	FSU / Opp.	Opponent	Result	Scores
Oct. 17	1987	-/-	vs. Virginia #	W, 3-0	15-10, 15-6, 15-12
Oct. 1	1988	-/-	at Virginia	W, 3-0	17-15, 15-11, 15-8
Sept. 26	1991	-/-	vs. Virginia *	W, 3-1	15-13, 6-15, 15-10, 15-6
Nov. 23	1991	-/-	at Virginia \$	L, 1-3	11-15, 9-15, 16-14, 6-15
Nov. 7	1992	-/-	at Virginia *	W, 3-0	15-9, 15-7, 15-3
Nov. 20	1992	-/-	vs. Virginia %	W, 3-0	15-7, 15-3, 15-4
Oct. 15	1993	17/-	at Virginia *	W, 3-0	15-9, 15-5, 15-10
Oct. 29	1993	23/-	vs. Virginia *	W, 3-0	15-6, 15-8, 15-12
Oct. 22	1994	-/-	at Virginia *	W, 3-0	15-6, 15-6, 15-9
Nov. 5	1994	-/-	vs. Virginia *	W, 3-2	15-8, 15-12, 4-15, 14-16, 20-18
Oct. 27	1995	-/-	at Virginia *	W, 3-1	13-15, 15-8, 15-10, 15-13
Nov. 10	1995	-/-	vs. Virginia *	W, 3-0	15-9, 15-11, 15-12
Sept. 22	1996	-/-	at Virginia *	L, 1-3	15-13, 13-15, 9-15, 5-15
Nov. 8	1996	-/-	vs. Virginia *	L, 1-3	15-7, 11-15, 5-15, 10-15
Oct. 10	1997	-/-	at Virginia *	W, 3-1	15-8, 6-15, 15-6, 15-9
Nov. 8	1997	-/-	vs. Virginia *	W, 3-0	15-5, 15-6, 15-6
Nov. 21	1997	-/-	vs. Virginia \$	W, 3-2	15-9, 9-15, 17-15, 13-15, 15-8
Oct. 16	1998	-/-	vs. Virginia *	W, 3-0	15-1, 15-12, 15-5
Nov. 14	1998	-/-	at Virginia *	L, 2-3	7-15, 15-2, 11-15, 1-15, 19-21
Nov. 21	1998	-/-	vs. Virginia \$	W, 3-0	15-10, 15-12, 15-9
Oct. 3	1999	-/-	vs. Virginia *	L, 2-3	15-9, 15-11, 14-16, 12-15, 10-15
Oct. 22	1999	-/-	at Virginia *	L, 0-3	8-15, 13-15, 5-15
Sept. 23	2000	-/-	at Virginia *	L, 1-3	9-15, 16-14, 8-15, 6-15
Oct. 27	2000	-/-	vs. Virginia *	W, 3-2	15-4, 13-15, 16-14, 7-15, 15-13
Sept. 30	2001	-/-	vs. Virginia *	W, 3-0	30-21, 30-26, 30-15
Oct. 19	2001	-/-	at Virginia *	W, 3-1	26-30, 30-20, 30-26, 30-21
Oct. 11	2002	-/-	vs. Virginia *	W, 3-1	30-23, 23-30, 30-16, 30-27
Nov. 3	2002	-/-	at Virginia *	W, 3-0	30-24, 30-13, 30-25
Oct. 10	2003	-/-	at Virginia *	L, 1-3	28-30, 31-29, 25-30, 28-30
Nov. 16	2003	-/-	vs. Virginia *	W, 3-2	30-20, 13-30, 20-30, 30-19, 15-12
Oct. 9	2004	-/-	at Virginia *	L, 1-3	26-30, 22-30, 30-27, 26-30
Nov. 5	2004	-/-	vs. Virginia *	W, 3-2	25-30, 30-27, 23-30, 30-27, 15-12
Oct. 15	2005	-/-	vs. Virginia *	L, 1-3	23-30, 30-23, 24-30, 18-30
Nov. 11	2005	-/-	at Virginia *	L, 2-3	18-30, 30-26, 30-27, 28-30, 9-15
Oct. 14	2006	-/-	at Virginia *	W, 3-0	30-26, 30-27, 32-30
Nov. 10	2006	-/-	vs. Virginia *	L, 2-3	28-30, 22-30, 30-23, 30-24, 14-16
Sept. 20	2007	-/-	at Virginia *	L, 1-3	30-28, 24-30, 27-30, 20-30
Oct. 27	2007	-/-	vs. Virginia *	W, 3-2	30-28, 24-30, 30-24, 24-30, 15-9
Oct. 25	2008	-/-	at Virginia *	W, 3-0	25-22, 25-23, 26-24
Sept. 27	2009	18/-	vs. Virginia *	W, 3-0	25-14, 25-21, 29-27
Oct. 30	2009	17/-	at Virginia *	W, 3-0	25-12, 26-24, 25-19
Sept. 24	2010	13/-	vs. Virginia *	W, 3-0	25-13, 25-19, 25-21

Oct. 31	2010	25/-	at Virginia *	L, 2-3	18-25, 13-25, 25-18, 25-19, 14-16
Sept. 23	2011	23/-	at Virginia *	W, 3-0	25-16, 25-20, 25-21
Oct. 30	2011	19/-	vs. Virginia *	W, 3-0	25-18, 25-20, 25-14
Sept. 22	2012	15/-	at Virginia *	W, 3-1	23-25, 25-14, 25-17, 25-12
Oct. 26	2012	12/-	vs. Virginia *	W, 3-0	25-19, 25-11, 25-16
Nov. 8	2013	18/-	at Virginia *	W, 3-1	25-22, 27-29, 25-21, 25-21
Nov. 7	2014	3/-	vs. Virginia *	W, 3-1	25-17, 25-15, 20-25, 25-22
Nov. 8	2015	17/-	vs. Virginia *	W, 3-0	31-29, 25-15, 25-19
Oct. 21	2016	12/-	at Virginia *	W, 3-0	27-25, 25-22, 25-16
Sept. 22	2017	-/-	vs. Virginia *	W, 3-1	25-22, 25-21, 23-25, 25-14
Nov. 19	2017	-/-	at Virginia *	W, 3-1	16-25, 25-18, 25-23, 25-19
Sept. 28	2018	-/-	at Virginia	W, 3-0	25-19, 25-23, 25-21
Oct. 4	2019	23/-	vs. Virginia	W, 3-1	25-19, 25-14, 17-25, 25-22
Mar. 19	2021	-/-	at Virginia*	W, Forfeit	N/A
Oct. 15	2021	-/-	vs. Virginia*	W, 3-0	25-9, 25-22, 25-12

VCU **3-0**

Home Record	2-0
Away Record	0-0
Neutral Record	1-0

Date	Season	FSU / Opp.	Opponent	Result	Scores
Sept. 11	2010	17/-	vs. VCU #	W, 3-1	25-18, 26-28, 25-15, 25-18
Sept. 7	2018	-/-	VCU	W, 3-0	25-12, 25-17, 25-16
Sept. 3	2021	-/-	vs. VCU	W, 3-0	25-19, 25-18, 25-18

Virginia Tech **36-4**

Home Record	18-0
Away Record	15-4
Neutral Record	3-0
ACC Regular Season Record	23-4

Date	Season	FSU / Opp.	Opponent	Result	Scores
Sept. 26	1980	-/-	vs. Virginia Tech @	W, 2-1	13-15, 15-4, 15-2
Nov. 22	1982	-/-	vs. Virginia Tech ^	W, 2-0	15-11, 15-3
Oct. 1	1983	-/-	at Virginia Tech #	W, 3-1	14-16, 15-4, 15-9, 15-5
Oct. 26	1984	-/-	at Virginia Tech	W, 3-0	15-10, 15-11, 15-10
Nov. 16	1984	-/-	vs. Virginia Tech !	W, 3-0	15-1, 15-6, 15-8
Oct. 5	1985	-/-	vs. Virginia Tech ?	W, 3-0	15-6, 15-13, 15-6
Oct. 5	1986	-/-	at Virginia Tech ?	W, 3-0	15-7, 15-3, 15-11
Nov. 22	1986	-/-	at Virginia Tech ^	W, 3-0	15-7, 16-14, 15-10
Sept. 26	1987	-/-	vs. Virginia Tech ?	W, 3-0	15-5, 15-9, 15-8
Oct. 2	1988	-/-	at Virginia Tech ?	W, 3-0	15-6, 15-6, 15-7
Nov. 4	1989	-/-	vs. Virginia Tech ?	W, 3-0	15-4, 15-9, 15-5
Oct. 5	1990	-/-	vs. Virginia Tech ?	W, 3-0	15-4, 15-4, 15-5
Nov. 16	1990	-/-	vs. Virginia Tech %	W, 3-0	15-11, 15-9, 15-4
Sept. 23	2004	-/-	at Virginia Tech *	L, 2-3	30-23, 30-27, 29-31, 29-31, 9-15
Oct. 22	2004	-/-	vs. Virginia Tech *	W, 3-0	30-17, 30-14, 30-19
Oct. 14	2005	-/-	vs. Virginia Tech *	W, 3-0	30-22, 30-16, 30-25
Nov. 12	2005	-/-	at Virginia Tech *	W, 3-0	30-14, 30-23, 30-23
Oct. 13	2006	-/-	at Virginia Tech *	W, 3-1	30-25, 30-26, 26-30, 31-29
Nov. 12	2006	-/-	vs. Virginia Tech *	W, 3-0	30-13, 30-26, 30-23
Sept. 21	2007	-/-	at Virginia Tech *	L, 0-3	26-30, 24-30, 27-30
Oct. 26	2007	-/-	vs. Virginia Tech *	W, 3-1	30-21, 25-30, 30-28, 30-24
Oct. 24	2008	-/-	at Virginia Tech *	W, 3-0	25-23, 25-22, 25-23
Sept. 25	2009	18/-	vs. Virginia Tech *	W, 3-1	25-23, 23-25, 25-17, 27-25
Oct. 31	2009	17/-	at Virginia Tech *	W, 3-1	25-19, 25-21, 19-25, 25-16
Sept. 26	2010	13/-	vs. Virginia Tech *	W, 3-2	25-23, 25-13, 19-25, 19-25, 15-13
Oct. 29	2010	25/-	at Virginia Tech *	L, 2-3	15-25, 25-27, 25-20, 25-23, 13-15
Sept. 24	2011	23/-	at Virginia Tech *	W, 3-0	25-16, 25-21, 25-11
Oct. 28	2011	19/-	vs. Virginia Tech *	W, 3-0	25-21, 25-23, 25-12
Sept. 21	2012	15/-	at Virginia Tech *	W, 3-2	19-25, 25-19, 22-25, 25-15, 15-11
Oct. 28	2012	12/-	vs. Virginia Tech *	W, 3-0	25-21, 25-20, 25-19
Nov. 9	2013	18/-	at Virginia Tech *	L, 1-3	21-25, 25-20, 21-25, 15-25
Oct. 19	2014	4/-	vs. Virginia Tech *	W, 3-1	25-22, 25-17, 21-25, 25-23
Nov. 1	2015	15/-	at Virginia Tech *	W, 3-0	25-17, 25-21, 25-15
Oct. 14	2016	15/-	vs. Virginia Tech*	W, 3-2	25-13, 25-21, 15-25, 24-26, 15-8
Sept. 24	2017	-/-	vs. Virginia Tech *	W, 3-1	25-19, 23-25, 25-15, 25-20
Nov. 17	2017	-/-	at Virginia Tech *	W, 3-1	25-17, 25-21, 20-25, 25-21
Oct. 28	2018	-/-	Virginia Tech*	W, 3-0	25-20, 25-17, 25-23
Nov. 1	2019	-/-	at Virginia Tech*	W, 3-0	25-20, 25-18, 25-17



ALL-TIME RECORDS VS. OPPONENTS

Mar. 14	2021	-/-	Virginia Tech*	W, 3-1	25-13, 22-25, 25-16, 25-9
Oct. 22	2021	-/-	at Virginia Tech*	W, 3-0	25-14, 25-19, 25-14

Wake Forest	37-7
Home Record	18-3
Away Record	18-4
Neutral Record	1-0
ACC Regular Season Record	35-7

Date	Season	FSU / Opp.	Opponent	Result	Scores
Oct. 6	1996	-/-	vs. Wake Forest *	W, 3-1	10-15, 15-9, 15-6, 15-9
Nov. 1	1996	-/-	at Wake Forest *	W, 3-0	15-12, 15-8, 15-7
Oct. 19	1997	-/-	vs. Wake Forest *	W, 3-1	11-15, 15-12, 15-6, 15-4
Nov. 15	1997	-/-	at Wake Forest *	W, 3-0	15-3, 15-10, 15-2
Oct. 2	1998	-/-	vs. Wake Forest *	W, 3-2	7-15, 15-12, 3-15, 15-11, 15-7
Oct. 24	1998	-/-	at Wake Forest *	W, 3-0	15-11, 15-10, 15-6
Nov. 20	1998	-/-	vs. Wake Forest \$	W, 3-0	15-6, 15-11, 15-11
Sept. 25	1999	-/-	at Wake Forest *	L, 0-3	5-15, 18-20, 11-15
Oct. 31	1999	-/-	vs. Wake Forest *	L, 0-3	11-15, 10-15, 6-15
Oct. 6	2000	-/-	at Wake Forest *	W, 3-0	15-12, 15-8, 16-14
Nov. 3	2000	-/-	vs. Wake Forest *	W, 3-2	15-8, 1-15, 8-15, 15-7, 18-16
Oct. 14	2001	-/-	vs. Wake Forest *	W, 3-0	31-29, 30-22, 30-25
Nov. 3	2001	-/-	at Wake Forest *	L, 2-3	30-21, 30-26, 28-30, 27-30, 8-15
Nov. 15	2001	-/-	vs. Wake Forest \$	W, 3-0	30-23, 30-26, 30-27
Sept. 27	2002	-/-	vs. Wake Forest *	W, 3-1	30-20, 28-30, 30-23, 30-18
Oct. 20	2002	-/-	at Wake Forest *	W, 3-1	32-34, 30-18, 30-25, 30-26
Oct. 4	2003	-/-	vs. Wake Forest *	L, 1-3	18-30, 30-27, 19-30, 23-30
Oct. 25	2003	-/-	at Wake Forest *	L, 0-3	28-30, 26-30, 21-30
Oct. 2	2004	-/-	vs. Wake Forest *	W, 3-0	30-20, 41-39, 30-26
Oct. 21	2005	-/-	at Wake Forest *	L, 0-3	26-30, 29-31, 24-30
Nov. 25	2005	-/-	vs. Wake Forest *	W, 3-0	30-25, 30-26, 30-28
Oct. 20	2006	-/-	vs. Wake Forest *	W, 3-0	30-21, 30-20, 30-24
Nov. 21	2006	-/-	at Wake Forest *	W, 3-0	30-16, 30-28, 30-18
Sept. 30	2007	-/-	vs. Wake Forest *	W, 3-2	28-30, 30-25, 30-27, 29-31, 15-11
Nov. 2	2007	-/-	at Wake Forest *	W, 3-0	31-29, 30-21, 30-25
Sept. 25	2008	-/-	at Wake Forest *	W, 3-2	23-25, 25-13, 23-25, 25-16, 15-12
Oct. 31	2008	-/-	vs. Wake Forest *	W, 3-0	25-17, 25-20, 25-19
Oct. 9	2009	19/-	at Wake Forest *	W, 3-0	25-20, 25-14, 25-22
Nov. 8	2009	16/-	vs. Wake Forest *	W, 3-2	25-20, 25-20, 23-25, 22-25, 15-9
Oct. 22	2010	24/-	vs. Wake Forest *	L, 0-3	19-25, 18-25, 20-25
Oct. 2	2011	22/-	vs. Wake Forest *	W, 3-2	22-25, 25-21, 25-15, 22-25, 15-9
Nov. 11	2011	17/-	at Wake Forest *	W, 3-2	23-25, 25-20, 23-25, 25-22, 16-14
Sept. 28	2012	14/-	vs. Wake Forest *	W, 3-1	25-17, 25-16, 22-25, 25-19
Nov. 10	2012	13/-	at Wake Forest *	W, 3-1	25-23, 25-21, 19-25, 25-14
Oct. 26	2013	18/-	at Wake Forest *	W, 3-1	24-26, 25-16, 25-20, 25-22
Nov. 22	2013	19/-	vs. Wake Forest *	W, 3-0	25-12, 25-16, 25-20
Oct. 26	2014	4/-	at Wake Forest *	W, 3-1	25-17, 18-25, 25-11, 25-22
Oct. 11	2015	18/-	at Wake Forest *	W, 3-0	25-11, 25-17, 25-18
Nov. 20	2015	20/-	vs. Wake Forest *	W, 3-1	25-12, 25-19, 22-25, 25-16
Nov. 20	2016	17/-	at Wake Forest *	W, 3-1	25-18, 22-25, 25-20, 25-21
Oct. 13	2017	-/-	at Wake Forest *	W, 3-1	25-23, 25-20, 17-25, 25-14
Sept. 23	2018	-/-	Wake Forest	W, 3-0	25-17, 25-15, 28-26
Sept. 29	2019	23/-	Wake Forest	W, 3-0	25-19, 25-20, 25-17
Oct. 24	2021	-/-	at Wake Forest	W, 3-0	25-21, 25-17, 25-19

Washington	0-2
Home Record	0-0
Away Record	0-0
Neutral Record	0-2

Date	Season	FSU / Opp.	Opponent	Result	Scores
Sept. 9	1995	-/13	vs. Washington @	L, 0-3	1-15, 14-16, 5-15
Sept. 7	2007	-/8	vs. Washington #	L, 0-3	17-30, 15-30, 25-30

Washington State	0-1
Home Record	0-0
Away Record	0-0
Neutral Record	0-1

Date	Season	FSU / Opp.	Opponent	Result	Scores
Dec. 1	2017	-/-	vs. Washington State ^	L, 1-3	32-34, 14-25, 25-23, 13-25

West Georgia	10-8
Home Record	1-1
Away Record	1-0
Neutral Record	8-7

Date	Season	FSU / Opp.	Opponent	Result	Scores
	1972	-/-	vs. West Georgia !	L, 0-2	15-11, 15-6
	1973	-/-	vs. West Georgia !	L, 1-2	15-7, 8-15, 15-12
	1973	-/-	vs. West Georgia !	W, 2-0	15-5, 15-12
	1973	-/-	vs. West Georgia !	L, 1-2	15-8, 2-15, 15-8
	1973	-/-	vs. West Georgia \$	L, 1-2	8-15, 15-5, 9-15
	1973	-/-	vs. West Georgia \$	W, 2-0	15-7, 15-10
	1973	-/-	vs. West Georgia \$	W, 2-1	15-10, 8-15, 16-14
Oct. 12	1974	-/-	vs. West Georgia !	L, 1-2	9-15, 15-9, 12-15
Oct. 12	1974	-/-	vs. West Georgia !	L, 0-2	13-15, 12-15
Nov. 21	1974	-/-	vs. West Georgia %	W, 2-0	15-13, 15-13
Nov. 23	1974	-/-	vs. West Georgia %	L, 0-2	3-15, 9-15
Nov. 23	1974	-/-	vs. West Georgia %	L, 0-2	7-15, 7-15
Oct. 18	1975	-/-	vs. West Georgia #	W, 2-0	15-13, 15-12
Nov. 1	1975	-/-	at West Georgia \$	W, 2-1	11-15, 15-9, 15-4
Nov. 21	1975	-/-	vs. West Georgia ^	W, 2-1	15-10, 5-15, 15-4
Nov. 22	1975	-/-	vs. West Georgia ^	W, 2-0	15-11, 15-8
	1976	-/-	vs. West Georgia \$	W, 2-0	15-6, 15-11
	1977	-/-	vs. West Georgia \$	W, 2-0	15-10, 15-0

West Virginia	1-0
Home Record	1-0
Away Record	0-0
Neutral Record	0-0

Date	Season	FSU / Opp.	Opponent	Result	Scores
Nov. 4	1988	-/-	vs. West Virginia	W, 3-2	15-12, 15-8, 11-15, 14-16, 15-4

Western Carolina	1-0
Home Record	0-0
Away Record	0-0
Neutral Record	1-0

Date	Season	FSU / Opp.	Opponent	Result	Scores
	1972	-/-	vs. Western Carolina @	W, 2-0	15-3, 15-10

Western Kentucky	1-0
Home Record	1-0
Away Record	0-0
Neutral Record	0-0

Date	Season	FSU / Opp.	Opponent	Result	Scores
Sept. 7	2013	15/16	vs. Western Kentucky @	W, 3-1	20-25, 25-15, 25-15, 25-23

William & Mary	2-1
Home Record	2-1
Away Record	0-0
Neutral Record	0-0

Date	Season	FSU / Opp.	Opponent	Result	Scores
Oct. 30	1988	-/-	vs. William & Mary	W, 3-2	15-3, 11-15, 15-10, 12-15, 15-10
Nov. 2	1991	-/-	vs. William & Mary	L, 2-3	13-15, 15-13, 15-17, 15-12, 13-15
Nov. 8	1992	-/-	vs. William & Mary	W, 3-1	15-10, 12-15, 15-1, 15-10

Winthrop	5-0
Home Record	1-0
Away Record	0-0
Neutral Record	4-0

Date	Season	FSU / Opp.	Opponent	Result	Scores
	1972	-/-	vs. Winthrop @	W, 2-0	16-14, 15-3
	1973	-/-	vs. Winthrop %	W, 2-0	15-9, 15-10
	1980	-/-	vs. Winthrop %	W, 2-0	15-6, 15-11
Oct. 25	1980	-/-	vs. Winthrop %	W, 2-0	16-14, 15-12
Sept. 19	2004	-/-	vs. Winthrop	W, 3-1	30-23, 27-30, 30-24, 30-19



SEASON-BY-SEASON RESULTS

1972

Head Coach: Linda Warren
Overall Record: 14-6
Home Record: 3-2
Away Record: 1-0
Neutral Record: 10-4

Date	FSU / Opp.	Opponent	Result	Scores
- / -		vs. Jacksonville	W 2-1	15-5, 10-15, 15-10
- / -		vs. Troy !	W 2-0	15-5, 15-10
- / -		vs. Rollins !	L 1-2	9-15, 16-14, 15-4
- / -		vs. Miami-Dade CC South !	W 2-1	7-15, 15-11, 15-6
- / -		vs. West Georgia !	L 0-2	15-11, 15-6
- / -		vs. Western Carolina @	W 2-0	15-3, 15-10
- / -		vs. St. John's CC @	W 2-1	15-2, 13-15, 15-6
- / -		vs. Rollins @	W 2-0	15-15, 15-3
- / -		vs. Barry @	W 2-0	15-2, 15-5
- / -		vs. Winthrop @	W 2-0	16-14, 15-3
- / -		vs. Flagler @	W 2-1	5-15, 15-0, 15-10
- / -		vs. Florida Tech #	W 2-0	17-15, 15-6
- / -		vs. Jacksonville #	W 2-1	13-15, 15-8, 15-11
- / -		vs. Flagler #	L 0-2	15-10, 15-12
- / -		vs. Rollins #	L 0-2	15-11, 15-11
- / -		vs. Alabama \$	W 2-1	13-15, 15-3, 15-9
- / -		at Auburn \$	W 2-1	15-8, 12-15, 15-4
- / -		vs. Jacksonville \$	W 2-0	15-1, 15-2
- / -		vs. Mississippi U. for Women \$	L 0-2	15-6, 15-12
- / -		vs. Miami-Dade CC South \$	L 0-2	

!-Florida State Invitational (Tallahassee, FL)
 @-Jacksonville U. Invitational (Jacksonville, FL)
 #-State Championship (Lakeland, FL)
 \$-Region III Championships (Auburn, AL)

1973

Head Coach: Billie Jones
Overall Record: 44-5
Home Record: 8-0
Away Record: 6-0
Neutral Record: 30-5

Date	FSU / Opp.	Opponent	Result	Scores
- / -		vs. Troy !	W 2-0	15-7, 15-3
- / -		vs. West Georgia !	L 1-2	15-7, 8-15, 15-12
- / -		vs. Tuskegee !	W 2-0	15-7, 15-3
- / -		vs. Georgia College !	W 2-0	15-6, 15-8
- / -		vs. Georgia College !	W 2-0	15-11, 15-5
- / -		vs. West Georgia !	W 2-0	15-5, 15-12
- / -		vs. West Georgia !	L 1-2	15-8, 2-15, 15-8
- / -		at Lake City CC	W 2-0	15-6, 15-2
- / -		at Lake City CC	W 2-0	15-4, 15-3
- / -		vs. Georgia College	W 2-0	15-5, 15-5
- / -		vs. South Florida	W 2-0	15-9, 15-9
- / -		vs. UNC Asheville	W 2-0	15-1, 15-6
- / -		vs. Miami Dade CC North	W 2-0	15-10, 15-7
- / -		vs. Auburn	W 2-0	15-7, 12-15, 15-3
- / -		vs. Miami Dade CC North	W 2-0	15-3, 15-9
- / -		at Lake City CC	W 2-0	15-3, 15-0
- / -		at Lake City CC	W 2-0	15-8, 15-9
- / -		vs. Miami @	W 2-0	15-7, 15-3
- / -		vs. Florence State @	W 2-0	15-6, 15-6
- / -		vs. UAB @	W 2-0	15-3, 15-8
- / -		at Jacksonville @	W 2-0	15-3, 15-4
- / -		vs. Florence State @	W 2-0	15-4, 15-6
- / -		vs. South Florida @	W 2-1	15-4, 8-15, 15-4
- / -		vs. Miami-Dade CC South @	W 2-1	11-15, 15-11, 16-14
- / -		at Jacksonville @	W 2-0	15-7, 15-9
- / -		at Jacksonville	W 2-0	15-3, 15-6
- / -		vs. Southwest Texas State #	W 2-1	17-15, 13-15, 15-10
- / -		vs. Tampa #	W 2-0	15-3, 17-15
- / -		vs. Florida Southern #	W 2-0	15-1, 15-0
- / -		vs. Florida International #	W 2-0	15-6, 15-6
- / -		vs. Stetson #	W 2-0	15-3, 15-6
- / -		vs. Flagler #	W 2-1	15-3, 12-15, 15-10
- / -		vs. Stetson #	W 2-0	15-2, 15-2
- / -		vs. Miami-Dade CC South	W 2-0	15-13, 15-1
- / -		vs. Miami-Dade CC South	W 2-0	16-14, 17-15

- / -		vs. Columbus College \$	W 2-0	15-1, 15-8
- / -		vs. Georgia College \$	W 2-1	15-13, 11-15, 15-10
- / -		vs. Florence State \$	W 2-0	15-11, 15-12
- / -		vs. Athens College \$	W 2-0	15-3, 15-10
- / -		vs. Mississippi U. for Women \$	W 2-0	15-2, 16-14
- / -		vs. West Georgia \$	L 1-2	8-15, 15-5, 9-15
- / -		vs. Montevallo \$	W 2-1	15-6, 11-15, 15-12
- / -		vs. West Georgia \$	W 2-0	15-7, 15-10
- / -		vs. West Georgia \$	W 2-1	15-10, 8-15, 16-14
- / -		vs. Southern Connecticut State %	W 2-0	15-7, 14-12
- / -		vs. UCLA %	L 0-2	9-15, 10-15
- / -		vs. Missouri State %	W 2-0	15-10, 15-12
- / -		vs. Texas-Arlington %	L 0-2	7-15, 12-15
- / -		vs. Winthrop %	W 2-0	15-9, 15-10

!-Columbus, Ga.
 @-Jacksonville, FL
 #-State Tournament (Lakeland, FL)
 \$-Region III Tournament (Carrollton, Ga.)
 %-AIAW Championships

1974

Head Coach: Billie Jones
Overall Record: 23-12
Home Record: 4-1
Away Record: 0-0
Neutral Record: 19-12

Date	FSU / Opp.	Opponent	Result	Scores
Oct. 11	- / -	vs. Georgia !	W 2-0	15-0, 15-1
Oct. 11	- / -	vs. Athens College !	W 2-0	15-7, 15-1
Oct. 11	- / -	vs. Barry !	W 2-0	15-8, 15-2
Oct. 12	- / -	vs. Auburn !	W 2-0	15-6, 16-14
Oct. 12	- / -	vs. West Georgia !	L 1-2	9-15, 15-9, 12-15
Oct. 12	- / -	vs. West Georgia !	L 0-2	13-15, 12-15
Oct. 25	- / -	vs. Florida Tech @	W 2-0	15-7, 15-12
Oct. 25	- / -	vs. St. Petersburg JC @	W 2-0	15-4, 15-11
Oct. 26	- / -	vs. Auburn @	W 2-1	15-12, 4-15, 15-8
Oct. 26	- / -	vs. Florida International @	W 2-0	15-3, 15-4
Oct. 26	- / -	vs. Miss. Univ. for Women @	L 1-2	15-10, 2-15, 11-15
Nov. 1	- / -	vs. South Florida #	W 2-0	15-5, 15-2
Nov. 1	- / -	vs. Florida International #	W 2-0	15-6, 15-7
Nov. 1	- / -	vs. Miami #	W 2-0	15-8, 15-11
Nov. 2	- / -	vs. Lake City CC #	W 2-0	15-3, 15-8
Nov. 2	- / -	vs. Florida International #	W 2-0	15-8, 15-12
Nov. 2	- / -	vs. Miami Dade-South #	L 1-2	16-14, 15-17, 13-15
Nov. 14	- / -	vs. Jacksonville \$	W 2-0	15-3, 15-6
Nov. 15	- / -	vs. Florida \$	W 2-0	15-10, 15-4
Nov. 15	- / -	vs. Flagler \$	W 2-1	7-15, 15-6, 15-8
Nov. 16	- / -	vs. Florida International \$	W 2-1	15-17, 15-6, 15-12
Nov. 16	- / -	vs. Miami Dade-South \$	L 0-2	7-15, 9-15
Nov. 21	- / -	vs. West Georgia %	W 2-0	15-13, 15-13
Nov. 21	- / -	vs. Mississippi %	W 2-0	15-1, 15-2
Nov. 21	- / -	vs. North Alabama %	L 1-2	5-15, 15-6, 12-15
Nov. 22	- / -	vs. Athens College %	W 2-0	15-6, 15-5
Nov. 22	- / -	vs. Athens College %	W 2-0	15-10, 15-3
Nov. 22	- / -	vs. Auburn %	W 2-0	15-13, 16-14
Nov. 23	- / -	vs. West Georgia %	L 0-2	3-15, 9-15
Nov. 23	- / -	vs. North Alabama %	W 2-0	15-10, 15-8
Nov. 23	- / -	vs. West Georgia %	L 0-2	7-15, 7-15
Dec. 12	- / -	vs. Illinois State ^	L 0-2	9-15, 14-16
Dec. 13	- / -	vs. Brooklyn College ^	L 0-2	12-15, 0-15
Dec. 13	- / -	vs. Texas Woman's College ^	L 0-2	5-15, 6-15
Dec. 14	- / -	vs. Long Beach State ^	L 0-2	7-15, 1-15
Dec. 14	- / -	vs. Oregon ^	L 1-2	15-12, 6-15, 6-15

!-Columbus College Invitational (Columbus, Ga.)
 @-Florida State Invitational (Tallahassee, FL)
 #-Jacksonville Invitational (Jacksonville, FL)
 \$-State Championship (Miami, FL)
 %-Regional Tournament (Florence, Ala.)
 ^-AIAW Championship (Portland, Ore.)



SEASON-BY-SEASON RESULTS

1975

Head Coach: Billie Jones
Overall Record: 37-5
Home Record: 8-0
Away Record: 4-1
Neutral Record: 25-4

Date	FSU / Opp.	Opponent	Result	Scores
Oct. 3	-/-	vs. Mississippi College !	W 2-0	15-6, 15-5
Oct. 3	-/-	vs. Montevallo !	W 2-0	15-7, 15-10
Oct. 3	-/-	vs. Mississippi !	W 2-0	15-3, 15-1
Oct. 4	-/-	at Miss. Univ. for Women !	W 2-0	15-5, 15-1
Oct. 4	-/-	vs. Northwestern State !	W 2-0	15-8, 15-10
Oct. 4	-/-	vs. Alabama !	W 2-1	7-15, 15-8, 15-12
Oct. 4	-/-	at Miss. Univ. for Women !	L 0-2	15-4, 15-8
Oct. 10	-/-	vs. Georgia State @	W 2-0	15-1, 15-5
Oct. 10	-/-	vs. Auburn @	W 2-0	15-8, 15-4
Oct. 11	-/-	vs. Shorter @	W 2-0	15-4, 15-12
Oct. 11	-/-	vs. Georgia @	W 2-0	15-4, 15-4
Oct. 11	-/-	vs. Alabama @	W 2-1	9-15, 15-6, 15-7
Oct. 17	-/-	vs. Berry College #	W 2-0	15-13, 15-10
Oct. 17	-/-	vs. Florida International #	W 2-1	15-3, 12-15, 15-2
Oct. 17	-/-	vs. Tennessee #	W 2-0	15-9, 15-8
Oct. 18	-/-	vs. Miss. Univ. for Women #	W 2-0	15-6, 15-9
Oct. 18	-/-	vs. West Georgia #	W 2-0	15-13, 15-12
Oct. 18	-/-	vs. Miami Dade-South #	W 2-1	6-15, 16-14, 15-7
Oct. 21	-/-	at Florida	W 2-0	15-4, 15-6
Oct. 21	-/-	at Florida	W 2-1	15-2, 7-15, 15-7
Oct. 31	-/-	vs. Berry College \$	W 2-0	15-12, 15-7
Oct. 31	-/-	vs. Tennessee \$	W 2-0	15-5, 15-10
Oct. 31	-/-	vs. Miss. Univ. for Women \$	W 2-0	15-4, 15-12
Nov. 1	-/-	vs. Berry College \$	W 2-0	15-5, 15-3
Nov. 1	-/-	vs. Florida International \$	W 2-0	17-15, 15-2
Nov. 1	-/-	at West Georgia \$	W 2-1	11-15, 15-9, 15-4
Nov. 4	-/-	vs. Florida	W 2-0	15-9, 15-1
Nov. 4	-/-	vs. Florida	W 2-0	15-6, 15-5
Nov. 13	-/-	vs. Jacksonville %	W 2-0	15-2, 15-6
Nov. 14	-/-	vs. South Florida %	W 2-1	15-1, 12-15, 15-2
Nov. 14	-/-	vs. Florida International %	W 2-0	15-10, 15-13
Nov. 15	-/-	vs. Florida International %	L 0-2	15-5, 15-6
Nov. 15	-/-	vs. Florida International %	L 0-2	15-9, 15-5
Nov. 21	-/-	vs. Montevallo ^	W 2-0	15-4, 15-4
Nov. 21	-/-	vs. Miss. Univ. for Women ^	W 2-0	15-3, 15-7
Nov. 21	-/-	vs. Alabama ^	W 2-0	15-4, 15-4
Nov. 21	-/-	vs. West Georgia ^	W 2-1	15-10, 5-15, 15-4
Nov. 22	-/-	vs. Florida International ^	W 2-0	15-10, 15-6
Nov. 22	-/-	vs. Miss. Univ. for Women ^	L 0-2	15-3, 15-11
Nov. 22	-/-	vs. West Georgia ^	W 2-0	15-11, 15-8
Nov. 22	-/-	vs. Miss. Univ. for Women ^	W 2-1	15-12, 11-15, 15-9
Nov. 22	-/-	vs. Miss. Univ. for Women ^	L 1-2	4-15, 15-9, 17-15

!-Miss. Univ. for Women Invitational (Columbus, Miss.)
 @-Columbus College Invitational (Columbus, Ga.)
 #-Florida State Invitational (Tallahassee, FL)
 \$-Georgia Invitational (Athens, Ga.)
 %-West Georgia Invitational
 ^-Flagler College Invitational
 &-State Tournament

1976

Head Coach: Cecile Reynaud
Overall Record: 32-15
Home Record: 4-3
Away Record: 3-0
Neutral Record: 25-12

Date	FSU / Opp.	Opponent	Result	Scores
-/-		vs. LSU !	L 1-2	2-15, 15-7, 14-16
-/-		vs. Montevallo !	W 2-0	15-3, 15-9
-/-		vs. North Alabama !	W 2-0	15-8, 15-12
-/-		at Miss. Univ. for Women "B" !	W 2-0	15-0, 15-3
-/-		vs. Ole Miss !	L 1-2	13-15, 15-8, 9-15
-/-		vs. Berry College !	W 2-1	15-11, 6-15, 19-17
-/-		vs. Eastern Kentucky @	W 2-1	10-15, 15-5, 15-12
-/-		at UNCG @	W 2-1	15-9, 14-16, 15-6
-/-		vs. George Washington @	L 1-2	11-15, 15-7, 10-15

-/-	vs. Miami-Dade CC South @	L 0-2	3-15, 7-15
-/-	vs. Maryland @	W 2-1	15-3, 1-15, 15-13
-/-	vs. Illinois-Chicago Circle @	L 0-2	5-15, 3-15
-/-	vs. Auburn #	W 2-0	15-13, 15-9
-/-	vs. Miss. Univ. for Women #	W 2-0	17-15, 15-13
-/-	vs. North Carolina #	L 1-2	11-15, 15-10, 15-13
-/-	vs. Flagler #	W 2-0	15-4, 15-9
-/-	vs. Florida Tech #	W 2-0	15-9, 15-9
-/-	vs. Alabama #	L 0-2	10-15, 11-15
-/-	vs. Miss. Univ. for Women #	L 1-2	15-7, 8-15, 13-15
-/-	vs. Auburn \$	W 2-1	10-15, 15-6, 15-4
-/-	vs. West Georgia \$	W 2-0	15-6, 15-11
-/-	vs. Chattanooga \$	W 2-0	15-11, 15-2
-/-	vs. Berry College \$	L 1-2	15-1, 6-15, 6-15
-/-	vs. South Carolina \$	W 2-1	15-7, 13-15, 15-11
-/-	vs. Mississippi State \$	W 2-0	15-7, 15-10
-/-	vs. Berry College \$	W 2-0	18-16, 15-4
-/-	vs. Tuskegee %	W 2-0	15-1, 15-6
-/-	vs. Tennessee %	W 2-1	6-15, 15-6, 16-14
-/-	vs. Florida International %	L 0-2	11-15, 12-15
-/-	vs. Tennessee %	W 2-0	15-5, 15-8
-/-	vs. Miss. Univ. for Women %	L 0-2	16-18, 11-15
-/-	vs. South Florida %	W 2-0	15-8, 15-5
-/-	vs. Tennessee %	W 2-0	15-6, 15-4
-/-	vs. Florida International %	W 2-0	15-8, 15-13
-/-	vs. Miss. Univ. for Women %	L 0-2	14-16, 7-15
-/-	vs. Lake City CC ^	W 2-0	15-8, 15-8
-/-	vs. Florida Tech ^	W 2-0	15-4, 15-12
-/-	vs. Miami-Dade CC North ^	W 22-1	15-12, 6-15, 15-2
-/-	vs. South Florida ^	W 2-0	15-5, 15-5
-/-	vs. Jacksonville ^	W 2-0	15-3, 15-12
-/-	at Flagler ^	W 2-0	15-8, 15-12
-/-	vs. Miami-Dade CC South ^	L 0-2	15-17, 7-15
-/-	vs. Florida &	W 2-0	15-0, 15-7
-/-	vs. Florida International &	L 0-2	7-15, 9-15
-/-	vs. Florida &	W 2-1	15-3, 9-15, 15-1
-/-	vs. Florida International &	W 2-1	13-15, 15-3, 15-13
-/-	vs. Florida International &	L 0-2	6-15, 8-15

!-Miss. Univ. for Women Invitational (Columbus, Miss.)
 @-UNC Greensboro Invitational (Greensboro, NC)
 #-Florida State Invitational (Tallahassee, FL)
 \$-Georgia Invitational (Athens, Ga.)
 %-West Georgia Invitational
 ^-Flagler College Invitational
 &-State Tournament

1977

Head Coach: Cecile Reynaud
Overall Record: 25-13
Home Record: 2-1
Away Record: 0-4
Neutral Record: 23-8

Date	FSU / Opp.	Opponent	Result	Scores
-/-		vs. Nicholls State !	W 2-1	16-14, 10-15, 15-9
-/-		vs. Ole Miss !	W 2-1	7-15, 17-15, 15-8
-/-		vs. Columbus College !	W 2-0	15-2, 15-10
-/-		vs. Alabama	L 0-2	10-15, 3-15
-/-		at Miss. Univ. for Women !	L 1-2	15-6, 10-15, 11-15
-/-		vs. LSU !	L 0-2	1-15, 11-15
-/-		vs. South Alabama @	W 2-0	15-8, 15-5
-/-		vs. Tulane @	W 2-0	15-8, 15-13
-/-		vs. Southwestern Louisiana @	W 2-0	15-8, 15-6
-/-		vs. Northwestern State @	W 2-1	15-1, 9-15, 15-3
-/-		vs. Florida International @	L 1-2	8-15, 15-13, 10-15
-/-		vs. Nicholls State @	W 2-0	15-5, 15-3
-/-		vs. Georgia #	W 2-0	16-14, 15-10
-/-		vs. Florida International #	L 0-2	6-15, 4-15
-/-		vs. Chattanooga #	W 2-0	15-10, 15-3
-/-		vs. South Carolina #	L 1-2	11-15, 15-11, 12-15
-/-		vs. Miami-Dade CC South #	L 0-2	10-15, 2-15
-/-		vs. South Carolina \$	L 1-2	9-15, 15-7, 8-15
-/-		vs. West Georgia \$	W 2-0	15-10, 15-0
-/-		vs. Chattanooga \$	W 2-0	15-13, 15-11
-/-		vs. Georgia State \$	W 2-0	15-4, 15-7
-/-		vs. Mississippi State \$	W 2-1	15-8, 15-17, 15-4



SEASON-BY-SEASON RESULTS

-/-	vs. College of Charleston \$	L	1-2	12-15, 15-7, 7-15
-/-	vs. Valdosta State %	W	2-0	15-2, 15-4
-/-	vs. Milligan College %	W	2-0	15-3, 15-7
-/-	vs. Georgia %	W	2-1	9-15, 15-2, 15-7
-/-	vs. Appalachian State %	W	2-0	15-11, 15-2
-/-	vs. East Tennessee State %	W	2-0	15-9, 15-1
-/-	vs. South Carolina %	L	0-2	15-17, 9-15
-/-	vs. Florida ^	W	2-1	10-15, 15-13, 15-7
-/-	vs. South Florida ^	W	2-1	15-11, 10-15, 15-13
-/-	vs. South Florida ^	W	2-1	2-15, 15-11, 17-15
-/-	vs. Mississippi State &	W	2-0	15-1, 15-10
-/-	vs. Florida &	W	2-1	11-15, 15-10, 15-13
-/-	vs. Alabama &	L	0-2	9-15, 10-15
-/-	vs. South Florida &	W	3-1	15-12, 15-0, 11-15, 16-14
-/-	vs. Alabama &	L	1-3	3-15, 14-16, 15-11, 9-15
-/-	at Miss. Univ. for Women &	L	2-3	10-15, 13-15, 15-5, 15-7, 17-19

!-Mississippi University of Women (Columbus, Miss.)
 @-New Orleans Invitational (New Orleans, LA)
 #-Florida State Invitational (Tallahassee, FL)
 \$-Georgia Invitational (Athens, Ga.)
 %-West Georgia Invitational
 ^-State Tournament
 &-Regional Tournament

1978

Head Coach: Cecile Reynaud
Overall Record:27-14
Home Record:4-2
Away Record:3-1
Neutral Record:21-11

Date	FSU / Opp.	Opponent	Result	Scores
-/-		vs. Arkansas State !	L	1-2 15-5, 17-19, 15-17
-/-		vs. Columbus College !	W	2-0 15-1, 15-0
-/-		vs. Memphis !	W	2-0 15-11, 15-3
-/-		at Miss. Univ. for Women !	W	2-0 15-2, 15-11
-/-		vs. New Orleans !	W	2-0 15-3, 15-13
-/-		vs. Ole Miss !	L	2-3 10-15, 15-8, 3-15, 15-5, 11-15
-/-		vs. Florida Southern @	W	2-0 16-14, 15-10
-/-		vs. South Florida @	W	2-0 15-10, 15-7
-/-		at Miami-Dade CC South @	W	2-0 11-15, 16-14, 17-15
-/-		vs. South Florida	W	2-1 12-15, 15-9, 15-9
-/-		at Miami-Dade CC South @	W	2-1 7-15, 15-6, 15-12
-/-		vs. Florida Tech @	L	0-2 14-16, 5-15
-/-		vs. Florida International @	W	2-0 15-6, 16-14
-/-		vs. Florida Tech @	L	0-2 9-15, 7-15
-/-		vs. New Orleans #	W	2-0 15-3, 15-5
-/-		vs. Florida Southern #	W	2-0 16-14, 15-6
-/-		vs. South Carolina #	W	2-0 16-14, 15-13
-/-		vs. Tennessee #	L	0-2 12-15, 8-15
-/-		vs. Miami #	W	2-0 15-3, 15-4
-/-		vs. South Carolina #	L	1-2 15-7, 8-15, 10-15
-/-		vs. Illinois State \$	W	2-0 15-12, 15-12
-/-		vs. Texas A&M \$	W	2-0 15-10, 16-14
-/-		vs. Cincinnati \$	W	2-0 15-11, 15-11
-/-		vs. Nebraska \$	L	1-2 12-15, 15-10, 12-15
-/-		vs. North Texas State \$	L	0-2 5-15, 10-15
-/-		at Alabama %	L	0-3 7-15, 10-15, 11-15
-/-		vs. Ole Miss %	W	3-1 5-15, 15-12, 15-8, 15-11
-/-		vs. Cincinnati %	W	3-0 15-12, 15-11, 15-12
-/-		vs. Miss. Univ. for Women %	W	3-2 15-6, 11-15, 8-15, 15-10, 15-5
-/-		vs. South Florida ^	W	3-0 15-5, 7-15, 15-9
-/-		vs. Miami ^	W	2-0 15-4, 15-9
-/-		vs. Florida ^	W	3-0 15-5, 13-15, 15-7
-/-		vs. Georgia State &	W	2-0 15-4, 15-4
-/-		vs. Mississippi State &	W	2-0 15-9, 15-2
-/-		vs. Alabama &	W	2-0 15-3, 15-2
-/-		vs. Alabama &	W	3-0 15-13, 15-13, 15-4
-/-		vs. Mississippi &	W	3-2 15-12, 10-15, 15-11, 13-15, 15-2
-/-		vs. Missouri State +	L	1-2 15-12, 11-15, 6-15
-/-		vs. Arizona +	L	1-2 11-15, 16-14, 1-15
-/-		vs. Texas A&M +	L	0-2 9-15, 8-15
-/-		vs. Pepperdine +	L	1-2 5-15, 15-12, 3-15
-/-		vs. California +	L	1-2 2-15, 15-12, 7-15

!-Mississippi University of Women Invitational (Columbus, Miss.)
 @-Miami-Dade Invitational

#-Florida State Invitational (Tallahassee, FL)
 \$-Missouri State Invitational (Springfield, MO)
 %-Alabama Invitational (Tuscaloosa, AL)
 ^-State Tournament
 &-Regional Tournament (hosted by Florida Southern)
 +-AIAW National Tournament (hosted by Alabama)(Tuscaloosa, AL)

1979

Head Coach: Cecile Reynaud
Overall Record:31-19
Home Record:12-2
Away Record:1-3
Neutral Record:18-14

Date	FSU / Opp.	Opponent	Result	Scores
Sept. 21	-/-	vs. South Carolina !	W	2-1 15-10, 3-15, 15-8
Sept. 21	-/-	vs. Miss. Univ. for Women !	W	2-0 15-12, 15-7
Sept. 21	-/-	vs. UCF !	L	1-2 2-15, 15-7, 8-15
Sept. 22	-/-	vs. Miami !	W	2-0 15-10, 16-14
Sept. 22	-/-	at Alabama !	L	0-2 9-15, 11-15
Sept. 22	-/-	vs. Oklahoma !	W	2-1 15-7, 7-15, 16-14
Sept. 28	-/-	vs. Arkansas @	W	2-0 15-10, 15-6
Sept. 28	-/-	vs. Southeastern Louisiana @	W	2-0 15-4, 15-5
Sept. 28	-/-	vs. Nicholls State @	W	2-0 15-6, 20-18
Sept. 29	-/-	at Miss. Univ. for Women @	W	2-0 15-8, 15-12
Sept. 29	-/-	vs. Memphis @	W	3-1 15-8, 13-15, 15-12, 15-8
Sept. 29	-/-	vs. Alabama @	W	3-0 15-7, 15-6, 15-10
Oct. 5	-/-	vs. Oklahoma #	L	0-2 9-15, 12-15
Oct. 5	-/-	vs. Alabama #	L	1-2 11-15, 15-8, 5-15
Oct. 5	-/-	vs. Miami-Dade CC #	L	0-2 8-15, 11-15
Oct. 5	-/-	vs. LSU #	W	2-1 15-6, 13-15, 15-13
Oct. 6	-/-	vs. Auburn #	W	2-0 15-5, 15-7
Oct. 6	-/-	at UCF #	L	0-2 7-15, 6-15
Oct. 6	-/-	vs. Miami #	L	1-2 9-15, 15-10, 14-16
Oct. 9	-/-	vs. North Florida JC	W	3-1 15-2, 15-5, 14-16, 15-12
Oct. 10	-/-	vs. Lake City CC	W	3-0 15-8, 15-5, 15-11
Oct. 12	-/-	vs. South Florida \$	W	2-0 15-8, 15-7
Oct. 12	-/-	vs. Auburn \$	W	2-0 15-6, 15-10
Oct. 12	-/-	vs. North Carolina \$	W	2-1 15-10, 10-15, 15-12
Oct. 12	-/-	vs. Florida Southern \$	W	2-0 15-8, 15-6
Oct. 13	-/-	vs. Miami \$	L	1-2 12-15, 15-7, 12-15
Oct. 13	-/-	vs. North Carolina \$	W	2-1 15-11, 15-12
Oct. 17	-/-	vs. South Alabama	W	2-0 15-5, 16-14
Oct. 17	-/-	vs. Gulf Coast CC	W	2-0 15-1, 15-5
Oct. 19	-/-	at Missouri State %	L	0-2 2-15, 3-15
Oct. 19	-/-	vs. Houston %	L	0-2 5-15, 13-15
Oct. 19	-/-	vs. Iowa State %	W	2-0 15-1, 15-6
Oct. 20	-/-	vs. Minnesota %	L	1-2 15-9, 12-15, 7-15
Oct. 20	-/-	vs. Cincinnati %	L	0-2 11-15, 9-15
Oct. 23	-/-	vs. Gulf Coast CC	W	2-0 15-2, 15-2
Oct. 23	-/-	vs. North Florida JC	W	3-0 15-8, 15-2, 15-1
Nov. 6	-/-	vs. Lake City CC	W	3-0 15-11, 15-0, 18-16
Nov. 10	-/-	vs. Miami ^	L	0-3 10-15, 14-16, 7-15
Nov. 15	-/-	vs. Georgia &	W	2-1 6-15, 15-7, 15-6
Nov. 15	-/-	vs. Alabama &	L	0-2 13-15, 15-13, 12-15
Nov. 16	-/-	vs. Mississippi State &	W	2-0 15-6, 15-11
Nov. 16	-/-	vs. Alabama &	W	2-0 15-13, 15-6
Nov. 17	-/-	vs. Miami &	L	0-2 9-15, 18-16, 8-15
Nov. 17	-/-	vs. Alabama &	W	2-1 14-16, 15-11, 15-10
Nov. 17	-/-	vs. Miami &	W	2-1 15-9, 4-15, 15-9
Nov. 17	-/-	vs. Miami &	W	2-1 8-15, 15-6, 15-12
Dec. 6	-/-	vs. Brigham Young +	L	1-2 16-14, 7-15, 7-15
Dec. 6	-/-	vs. Houston +	L	0-2 9-15, 8-15
Dec. 6	-/-	vs. UCLA +	L	0-2 9-15, 5-15
Dec. 6	-/-	vs. Purdue +	L	0-2 14-16, 14-16

!-Alabama Invitational (Tuscaloosa, AL)
 @-Mississippi University for Women Tournament (Columbus, Miss.)
 #-Central Florida Invitational (Orlando, FL)
 \$-Florida State Invitational (Tallahassee, FL)
 %-Missouri State Invitational (Springfield, MO)
 ^-State Tournament
 &-Regional Tournament
 +-AIAW National Tournament



SEASON-BY-SEASON RESULTS

1980

Head Coach: Cecile Reynaud
Overall Record: 43-14-1
Home Record: 9-0
Away Record: 6-3
Neutral Record: 28-11-1

Date	FSU / Opp.	Opponent	Result	Scores
Sept. 17	-/-	at Tennessee	L 1-3	15-4, 7-15, 10-15, 8-15
Sept. 19	-/-	vs. UCF !	L 0-2	8-15, 8-15
Sept. 19	-/-	vs. Texas Tech !	W 2-1	15-6, 10-15, 15-10
Sept. 20	-/-	vs. UAB !	W 2-0	15-9, 15-4
Sept. 20	-/-	vs. Memphis !	L 0-2	13-15, 8-15
Sept. 26	-/-	vs. Louisville @	W 2-0	15-7, 15-9
Sept. 26	-/-	vs. Virginia Tech @	W 2-1	13-15, 15-4, 15-2
Sept. 26	-/-	at Memphis @	W 2-0	15-8, 15-9
Sept. 26	-/-	vs. Saint Louis @	L 1-2	17-15, 12-15, 11-15
Sept. 27	-/-	vs. Tulane @	W 2-0	15-11, 16-14
Sept. 27	-/-	vs. Cincinnati @	W 2-0	15-6, 16-14
Sept. 27	-/-	at Memphis @	W 2-1	10-15, 15-10, 15-10
Sept. 27	-/-	vs. Saint Louis @	L 1-2	12-15, 15-7, 6-15
Oct. 1	-/-	vs. Flagler	W 2-0	15-1, 15-2
Oct. 1	-/-	vs. Jacksonville	W 2-0	15-4, 15-9
Oct. 1	-/-	vs. Florida JC	W 2-0	15-1, 15-1
Oct. 3	-/-	vs. Florida International #	L 0-2	10-15, 9-15
Oct. 3	-/-	vs. Miami #	W 2-0	15-10, 15-7
Oct. 3	-/-	at UCF #	W 2-0	15-11, 15-10
Oct. 3	-/-	vs. USC Upstate #	W 2-0	15-2, 15-3
Oct. 4	-/-	vs. LSU #	W 2-0	15-7, 15-4
Oct. 4	-/-	vs. Miami #	L 0-2	10-15, 13-15
Oct. 4	-/-	vs. LSU #	W 2-0	15-13, 15-5
Oct. 4	-/-	vs. Alabama #	L 0-2	10-15, 7-15
Oct. 7	-/-	vs. South Alabama	W 2-0	15-5, 15-1
Oct. 7	-/-	vs. Lake City CC	W 2-0	15-7, 15-6
Oct. 10	-/-	at Miss. Univ. for Women \$	W 2-0	15-10, 15-9
Oct. 10	-/-	vs. South Florida \$	W 2-0	15-0, 15-2
Oct. 10	-/-	vs. Oklahoma State \$	W 2-0	15-6, 15-7
Oct. 11	-/-	vs. Jacksonville \$	W 2-0	15-0, 15-5
Oct. 11	-/-	vs. Miami \$	W 2-0	15-13, 17-15
Oct. 11	-/-	vs. Tennessee \$	L 1-2	15-8, 3-15, 11-15
Oct. 16	-/-	at South Alabama	W 3-0	15-12, 15-12, 15-9
Oct. 24	-/-	vs. Lake City CC %	W 2-0	15-5, 15-9
Oct. 24	-/-	vs. UCF %	W 2-0	16-14, 15-11
Oct. 24	-/-	vs. Miami %	T 1-1	15-6, 10-15
Oct. 24	-/-	vs. Montevallo %	W 2-0	15-0, 15-4
Oct. 25	-/-	vs. Winthrop %	W 2-0	15-6, 15-11
Oct. 25	-/-	vs. Winthrop %	W 2-0	16-14, 15-12
Oct. 25	-/-	vs. UCF %	W 2-0	15-0, 15-5
Oct. 25	-/-	vs. Miami %	W 2-1	17-15, 10-15, 15-7
Oct. 31	-/-	vs. Florida Southern ^	W 2-0	15-8, 16-14
Oct. 31	-/-	vs. Florida International ^	W 2-1	9-15, 16-14, 15-3
Oct. 31	-/-	vs. UCF ^	W 2-0	15-1, 15-3
Nov. 1	-/-	at Miami ^	L 1-2	10-15, 15-13, 9-15
Nov. 1	-/-	vs. Miami-Dade CC South ^	W 2-0	15-10, 15-12
Nov. 1	-/-	at Miami ^	L 0-2	6-15, 8-15
Nov. 4	-/-	vs. Jacksonville	W 3-0	15-6, 15-4, 15-5
Nov. 5	-/-	at Lake City CC	W 3-0	15-5, 15-11, 15-11
Nov. 11	-/-	vs. Florida JC	W 2-0	15-8, 15-1
Nov. 11	-/-	vs. Florida AGM	W 2-0	15-1, 16-14
Nov. 15	-/-	vs. Miami &	W 3-1	15-10, 9-15, 15-8, 16-14
Nov. 20	-/-	vs. South Alabama +	W 2-0	15-5, 15-5
Nov. 20	-/-	vs. Auburn +	W 2-0	15-1, 15-2
Nov. 21	-/-	vs. Ole Miss +	L 0-2	15-1, 9-15, 14-16
Nov. 21	-/-	vs. Ole Miss +	W 2-0	15-8, 15-6
Nov. 22	-/-	vs. Alabama +	L 1-2	14-16, 15-11, 11-15
Nov. 22	-/-	vs. Miami +	L 0-2	13-15, 4-15

!-Alabama Invitational (Tuscaloosa, AL)
 @-Metro Conference Tournament (Memphis, TN)
 #-UCF Invite (Orlando, FL)
 \$-Florida State Invite (Tallahassee, FL)
 %-Jacksonville Invitational (Jacksonville, FL)
 ^-Miami Invitational (Miami, FL)
 &-State Tournament (Lakeland, FL)
 +-AIAW Regionals (Orlando, FL)

1981

Head Coach: Cecile Reynaud
Overall Record: 43-8
Home Record: 20-4
Away Record: 3-2
Neutral Record: 20-2

Date	FSU / Opp.	Opponent	Result	Scores
Sept. 14	-/-	vs. UCF	W 2-0	17-15, 15-13
Sept. 14	-/-	vs. Ohio State	L 0-2	12-15, 9-15
Sept. 18	-/-	vs. Georgia !	W 2-1	14-16, 15-8, 15-11
Sept. 18	-/-	vs. Baylor !	W 2-0	15-4, 15-1
Sept. 18	-/-	vs. Minnesota !	W 2-1	15-12, 7-15, 15-11
Sept. 18	-/-	at Alabama !	W 2-0	15-7, 15-9
Sept. 19	-/-	vs. Miami !	W 2-0	15-10, 15-2
Sept. 19	-/-	vs. Texas Tech !	W 2-1	8-15, 15-2, 15-8
Sept. 19	-/-	vs. Minnesota !	W 2-0	15-8, 15-12
Sept. 25	-/-	vs. Georgia	W 2-1	16-14, 15-9, 15-3
Oct. 2	-/-	at Missouri State @	L 0-2	4-15, 13-15
Oct. 2	-/-	vs. Northwestern @	L 0-2	7-15, 8-15
Oct. 2	-/-	vs. Houston @	W 2-0	15-5, 15-11
Oct. 3	-/-	vs. Minnesota @	L 0-2	12-15, 7-15
Oct. 3	-/-	vs. Purdue @	W 2-0	15-7, 16-14
Oct. 9	-/-	vs. Jacksonville #	W 2-0	15-1, 15-5
Oct. 9	-/-	vs. South Carolina #	W 2-0	15-8, 15-4
Oct. 9	-/-	vs. UAB #	W 2-0	15-8, 15-5
Oct. 9	-/-	vs. Alabama #	W 2-0	15-7, 15-4
Oct. 10	-/-	vs. North Carolina #	W 2-0	15-2, 15-11
Oct. 10	-/-	vs. Alabama #	W 2-0	15-10, 15-10
Oct. 10	-/-	vs. Clemson #	W 2-0	15-10, 15-5
Oct. 13	-/-	vs. UCF #	W 3-0	15-5, 15-2, 15-4
Oct. 23	-/-	vs. Middle Tennessee State \$	W 3-0	15-7, 15-3, 15-8
Oct. 23	-/-	vs. Rollins \$	W 3-0	15-9, 15-0, 15-4
Oct. 23	-/-	vs. East Tennessee State \$	W 3-0	15-2, 15-6, 15-11
Oct. 24	-/-	vs. Memphis \$	W 3-0	15-13, 15-3, 15-4
Oct. 24	-/-	vs. Appalachian State \$	W 3-0	15-1, 15-8, 15-8
Oct. 24	-/-	at Tennessee \$	W 3-1	15-9, 15-11, 10-15, 15-12
Oct. 26	-/-	vs. Eastern Kentucky	W 3-1	15-3, 3-15, 15-4, 15-10
Oct. 26	-/-	at Kentucky	W 3-2	15-8, 4-15, 15-13, 12-15, 16-14
Oct. 30	-/-	vs. Nicholls State %	W 2-0	15-3, 15-3
Oct. 30	-/-	vs. Tennessee %	W 2-0	15-10, 15-3
Oct. 30	-/-	vs. Sam Houston State %	W 2-0	15-13, 15-10
Oct. 31	-/-	vs. New Orleans %	W 2-1	6-15, 15-4, 15-7
Oct. 31	-/-	at LSU %	L 1-2	15-8, 9-15, 7-15
Oct. 31	-/-	vs. Sam Houston State %	W 2-0	15-9, 15-9
Nov. 2	-/-	vs. Indian River CC	W 3-0	15-5, 15-9, 16-14
Nov. 4	-/-	vs. Flagler	W 2-0	15-4, 15-10
Nov. 4	-/-	vs. Florida AGM	W 2-0	15-1, 15-2
Nov. 13	-/-	vs. UCF ^	W 2-0	15-7, 15-3, 16-14
Nov. 20	-/-	vs. Ole Miss &	W 2-0	15-3, 15-8
Nov. 20	-/-	vs. Miami &	W 2-0	15-9, 15-12
Nov. 21	-/-	vs. UCF &	W 2-0	15-12, 15-9
Nov. 22	-/-	vs. Georgia &	W 2-0	15-1, 15-5
Dec. 10	-/-	vs. North Carolina +	W 3-0	15-5, 15-10, 15-1
Dec. 10	-/-	vs. Portland State +	L 1-3	15-7, 9-15, 10-15, 18-20
Dec. 11	-/-	vs. Minnesota +	W 3-0	15-6, 15-13, 15-11
Dec. 11	-/-	vs. Texas +	L 2-2	12-15, 15-3, 5-15, 15-11, 12-15
Dec. 12	-/-	vs. Texas-Arlington +	W 2-1	15-11, 18-20, 15-11
Dec. 12	-/-	vs. Utah State +	L 0-3	9-15, 15-13, 10-15

!-Alabama Invitational (Tuscaloosa, AL)
 @-Missouri Invitational (Springfield, MO)
 #-Florida State Invitational (Tallahassee, FL)
 \$-Tennessee Invitational (Knoxville, TN)
 %-LSU Invitational (Baton Rouge, LA)
 ^-FAIAW State Championship (Fort Lauderdale, FL)
 &-AIAW Region III Tournament (Tallahassee, FL)
 +-AIAW National Championship (Tallahassee, FL)

1982

Head Coach: Cecile Reynaud
Overall Record: 26-18
Home Record: 13-6
Away Record: 4-4
Neutral Record: 9-8



SEASON-BY-SEASON RESULTS

Date	FSU / Opp.	Opponent	Result	Scores
Sept. 17	-/-	vs. Tulane !	W 3-0	15-2, 15-10, 15-13
Sept. 17	-/-	at LSU !	W 3-0	15-6, 15-6, 15-8
Sept. 18	-/-	vs. South Alabama !	W 3-0	15-4, 11-15, 15-11, 15-8
Sept. 18	-/-	vs. New Orleans !	W 3-0	15-0, 15-4, 15-0
Sept. 21	20/-	vs. UCF	W 3-0	15-9, 15-3, 15-10
Oct. 1	20/-	vs. Illinois State @	W 3-1	15-13, 15-4, 13-15, 15-8
Oct. 1	20/-	vs. Texas Tech @	W 3-0	15-7, 15-2, 15-4
Oct. 2	20/-	at Missouri State @	W 3-1	15-6, 15-8, 7-15, 15-9
Oct. 2	20/-	vs. Nebraska @	L 2-3	9-15, 2-15, 15-3, 15-12, 7-15
Oct. 2	20/-	vs. Texas-Arlington @	L 2-3	7-15, 15-8, 15-12, 7-15, 11-15
Oct. 6	-/-	vs. Morehead State #	W 3-1	15-9, 15-1, 8-15, 15-10
Oct. 8	-/-	vs. Mississippi State #	W 2-0	15-4, 15-6
Oct. 8	-/-	vs. Illinois #	W 2-0	15-4, 15-6
Oct. 8	-/-	vs. Jacksonville #	W 2-0	15-7, 15-12
Oct. 8	-/-	vs. Eastern Kentucky #	L 0-2	15-17, 12-15
Oct. 9	-/-	vs. South Florida #	W 2-0	15-2, 15-7
Oct. 9	-/-	vs. North Carolina #	W 2-0	15-9, 15-6
Oct. 9	-/-	vs. Minnesota #	W 2-1	15-11, 8-15, 15-13
Oct. 9	-/-	vs. Eastern Kentucky #	L 1-2	15-2, 10-15, 3-15
Oct. 15	-/-	vs. Rutgers \$	L 0-2	13-15, 8-15
Oct. 15	-/-	at UCF \$	L 2-0	15-10, 15-7
Oct. 16	-/-	vs. Rutgers \$	W 0-2	9-15, 13-15
Oct. 16	-/-	vs. Florida Southern \$	L 1-2	12-15, 15-13, 12-15
Oct. 19	-/-	at Florida AGM	L 2-1	15-4, 15-10, 15-6
Oct. 28	-/16	at Texas	L 2-3	15-8, 2-15, 15-17, 15-4, 12-15
Oct. 29	-/-	vs. Missouri State %	L 1-3	4-15, 15-7, 14-16, 7-15
Oct. 29	-/19	at Texas AGM %	L 1-3	5-15, 16-14, 6-15, 9-15
Oct. 30	-/-	vs. LSU %	W 3-1	15-10, 13-15, 15-4, 15-3
Oct. 30	-/-	vs. Kentucky %	L 2-3	8-15, 15-10, 14-16, 15-3, 11-15
Oct. 30	-/-	vs. Missouri State %	L 2-3	15-4, 7-15, 15-5, 5-15, 13-15
Nov. 5	-/-	at Morehead State +	W 2-0	15-10, 15-7
Nov. 5	-/-	vs. Memphis +	W 2-0	15-7, 15-10
Nov. 5	-/-	vs. Eastern Kentucky +	L 0-2	8-15, 10-15
Nov. 6	-/-	vs. Tennessee Tech +	W 2-0	15-0, 15-10
Nov. 6	-/-	at Morehead State +	W 3-2	15-12, 13-15, 10-15, 15-6, 15-8
Nov. 14	-/-	vs. Kentucky	L 2-3	15-4, 8-15, 9-15, 15-12, 4-15
Nov. 21	-/-	vs. Tulane ^	W 2-0	15-5, 15-12
Nov. 21	-/-	vs. Memphis ^	W 2-0	15-7, 15-1
Nov. 21	-/-	vs. Cincinnati ^	L 1-2	15-10, 13-15, 5-15
Nov. 22	-/-	vs. Southern Mississippi ^	W 2-0	15-3, 15-2
Nov. 22	-/-	vs. Virginia Tech ^	W 2-0	15-11, 15-3
Nov. 22	-/-	vs. Louisville ^	L 1-2	13-15, 15-12, 12-15
Nov. 23	-/-	vs. Louisville ^	L 2-3	13-15, 16-14, 15-11, 12-15, 13-15
Nov. 23	-/-	vs. Memphis ^	W 3-0	15-6, 15-5, 15-7

!-LSU Invitational (Baton Rouge, LA)
 @-Missouri State Invite (Springfield, MO)
 #-Florida State Invite (Tallahassee, FL)
 \$-UCF Invitational (Orlando, FL)
 %-Texas AGM Classic (College Station, TX)
 +-Morehead State Invite (Morehead, KY)
 ?-Metro Conference match
 ^-Metro Conference Tournament (Tallahassee, FL)

1983

Head Coach: Cecile Reynaud
Overall Record: 30-6
Home Record: 5-1
Away Record: 4-3
Neutral Record: 21-2

Date	FSU / Opp.	Opponent	Result	Scores
Sept. 3	-/-	vs. Clemson !	W 3-0	15-7, 15-0, 15-4
Sept. 4	-/-	vs. Rice !	W 3-0	15-13, 15-9, 15-7
Sept. 4	-/-	vs. New Orleans !	W 3-0	15-9, 15-5, 15-4
Sept. 5	-/-	vs. Southern !	W 3-0	15-8, 15-4, 15-2
Sept. 5	-/-	at LSU !	W 3-2	13-15, 15-11, 8-15, 15-11, 15-8
Sept. 16	-/-	at Pittsburgh @	L 1-3	13-15, 5-15, 15-11, 9-15
Sept. 17	-/-	vs. Penn State @	W 3-1	15-12, 15-7, 13-15, 15-6
Sept. 17	-/-	vs. Louisville @	L 1-3	10-15, 13-15, 15-12, 6-15
Sept. 30	-/-	vs. Louisville #	W 3-0	15-1, 15-10, 15-3
Oct. 1	-/-	at Virginia Tech #	W 3-1	14-16, 15-4, 15-9, 15-5
Oct. 1	-/-	vs. Cincinnati #	W 3-1	12-15, 15-11, 15-12, 15-11
Oct. 6	-/-	vs. South Florida #	W 3-0	15-5, 15-9, 15-5
Oct. 7	-/-	vs. Chattanooga \$	W 3-0	15-3, 15-3, 15-9
Oct. 7	-/-	vs. South Carolina \$	W 3-0	15-12, 15-8, 15-4

Oct. 8	-/-	vs. Clemson \$	W 3-0	15-8, 15-7, 15-4
Oct. 8	-/-	vs. South Florida \$	W 3-0	15-6, 15-3, 15-10
Oct. 8	-/-	vs. North Carolina \$	W 3-0	15-7, 15-5, 15-12
Oct. 14	-/-	vs. Memphis %	W 3-1	15-1, 15-8, 8-15, 15-11
Oct. 14	-/-	at Southern Mississippi %	W 3-0	15-2, 15-1, 15-4
Oct. 15	-/-	vs. South Carolina %	W 3-2	13-15, 15-4, 9-15, 15-8, 16-14
Oct. 15	-/-	vs. Tulane %	W 3-0	15-13, 15-5, 15-3
Oct. 18	-/-	vs. Florida AGM %	W 3-0	15-2, 15-6, 15-8
Oct. 18	-/-	vs. Stetson %	W 3-0	15-3, 15-2, 15-7
Oct. 28	-/10	at Texas ^	L 0-3	6-15, 13-15, 3-15
Oct. 29	-/-	vs. LSU ^	W 3-0	15-6, 15-4, 15-10
Oct. 29	-/7	vs. San Diego State ^	L 0-3	11-15, 7-15, 11-15
Oct. 30	-/-	at Houston ^	L 1-3	15-11, 8-15, 8-15, 14-16
Nov. 11	-/-	vs. Duke *	W 3-1	15-9, 11-15, 15-8, 15-6
Nov. 11	-/-	vs. Georgia *	W 3-0	15-5, 15-7, 15-12
Nov. 12	-/-	at North Carolina *	W 3-0	15-13, 15-12, 15-10
Nov. 12	-/-	vs. NC State *	W 3-0	15-6, 15-13, 15-7
Nov. 12	-/-	vs. Rhode Island *	W 3-2	15-12, 10-15, 15-3, 12-15, 15-10
Nov. 18	-/-	vs. Southern Mississippi ?	W 3-0	15-0, 15-0, 15-4
Nov. 19	-/-	vs. Cincinnati ?	W 3-1	13-15, 15-12, 15-12, 15-9
Nov. 19	-/-	vs. South Carolina ?	W 3-2	13-15, 15-8, 15-9, 10-15, 15-4
Dec. 5	-/13	vs. Tennessee +	L 2-3	15-12, 15-12, 1-15, 10-15, 8-15

!-LSU Invitational (Baton Rouge, LA)
 @-Pitt Classic (Pittsburgh, PA)
 #-Metro Matches (Blacksburg, VA)
 \$-Lady Seminole Invite (Tallahassee, FL)
 %-Metro Matches (Hattiesburg, MS)
 ^-Longhorn Invitational (Austin, TX)
 *-North Carolina Invitational (Chapel Hill, NC)
 ?-Metro Conference Tournament (Louisville, KY)
 +-NCAA Tournament

1984

Head Coach: Cecile Reynaud
Overall Record: 20-13
Home Record: 11-9
Away Record: 8-4
Neutral Record: 1-0

Date	FSU / Opp.	Opponent	Result	Scores
Sept. 14	-/-	vs. Minnesota	W 3-1	8-15, 15-10, 15-13, 15-9
Sept. 15	-/-	vs. Lamar	W 3-0	15-11, 15-6, 15-11
Sept. 21	-/-	vs. Illinois State	L 0-3	1-15, 6-15, 4-15
Sept. 21	-/-	at Texas AGM	L 1-3	4-15, 1-15, 16-14, 11-15
Sept. 22	-/-	vs. Southern Illinois	L 1-3	13-15, 15-12, 14-16, 15-17
Sept. 22	-/-	vs. LSU	W 3-2	11-15, 12-15, 15-8, 15-13, 15-6
Sept. 23	-/-	at Houston	L 1-3	15-12, 8-15, 7-15, 11-15
Oct. 2	-/-	vs. UCF	W 3-0	15-13, 15-2, 15-4
Oct. 5	-/-	at Tulane	W 3-0	15-9, 15-2, 15-10
Oct. 6	-/-	at New Orleans	W 3-1	8-15, 15-3, 15-10, 15-2
Oct. 7	-/-	at Southern Mississippi	W 3-0	15-8, 15-3, 15-8
Oct. 9	-/-	vs. Florida	W 3-0	15-11, 15-9, 15-11
Oct. 12	-/-	vs. Tennessee	L 0-3	8-15, 7-15, 9-15
Oct. 13	-/-	vs. Memphis	W 3-0	15-2, 16-14, 15-7
Oct. 16	-/-	at Florida AGM	W 3-0	15-1, 15-2, 15-7
Oct. 18	-/-	at Florida	W 3-0	15-10, 15-5, 15-4
Oct. 22	-/-	at South Florida	W 3-0	15-11, 16-14, 15-3
Oct. 26	-/-	at Virginia Tech	W 3-0	15-10, 15-11, 15-10
Oct. 27	-/-	at South Carolina	W 3-2	7-15, 15-6, 15-10, 13-15, 16-14
Oct. 28	-/-	vs. UCF	W 3-0	15-3, 15-9, 15-8
Oct. 28	-/-	vs. NC State	W 3-0	15-5, 15-9, 15-11
Nov. 2	-/-	vs. Louisville	L 0-3	6-15, 8-15, 11-15
Nov. 3	-/-	vs. Cincinnati	W 3-1	15-7, 13-15, 15-5, 15-11
Nov. 3	-/-	vs. Eastern Kentucky	L 0-3	14-16, 7-15, 12-15
Nov. 4	-/-	vs. Hofstra	W 3-2	9-15, 15-11, 15-13, 9-15, 15-12
Nov. 8	-/-	vs. Georgia	L 2-3	10-15, 15-13, 13-15, 15-5, 13-15
Nov. 16	-/-	vs. Virginia Tech !	W 3-0	15-1, 15-6, 15-8
Nov. 17	-/-	at South Carolina !	L 1-3	11-15, 11-15, 11-15
Nov. 20	-/-	vs. Evansville	W 3-0	15-8, 15-4, 15-4
Nov. 22	-/-	at LSU	L 1-3	11-15, 15-12, 9-15, 13-15
Nov. 23	-/15	vs. Brigham Young	L 0-3	14-16, 0-15, 2-15
Nov. 24	-/14	vs. Arizona State	L 0-3	10-15, 7-15, 4-15
Nov. 25	-/-	vs. Iowa	L 0-3	3-15, 2-15, 12-15

!-Metro Conference Tournament (Columbia, SC)
 ?-Metro Conference match



SEASON-BY-SEASON RESULTS

1985

Head Coach:	Cecile Reynaud
Overall Record:	24-9
Home Record:	9-7
Away Record:	8-1
Neutral Record:	7-1
Metro Conference Record:	6-1

Date	FS/Opp.	Opponent	Result	Scores	FSU High Kills	FSU High Digs	FSU High Assists
Sept. 9	-/-	vs. Georgia	L	0-3	4-15, 10-15, 6-15	Todd-6	Krai-26
Sept. 11	-/-	vs. Florida	L	2-3	15-1, 15-4, 6-15, 1-15, 15-17	Morris-21	Krai-34
Sept. 21	-/-	vs. Florida !	W	3-2	15-8, 12-15, 15-7, 4-15, 17-15	Tobolski-9	Krai-46
Sept. 21	-/-	vs. UCF !	W	3-0	15-10, 15-5, 15-6	Morris-13	Morris-9
Sept. 22	-/-	at South Florida !	W	3-1	17-15, 8-15, 15-9, 15-3	Morris-16	Todd-12
Sept. 22	-/-	vs. Florida !	W	3-2	4-15, 15-7, 9-15, 15-6, 15-7	Todd-16	Morris-21
Sept. 27	-/-	at Memphis @?	W	3-1	15-5, 15-13, 12-15, 15-2	Kaleta-12	Todd/Morris-9
Sept. 28	-/-	vs. Xavier @	W	3-0	15-3, 15-7, 15-10	Fullhart-9	Tobolski-8
Sept. 28	-/-	vs. Southern Illinois @	W	3-2	15-6, 3-15, 5-15, 15-12, 15-13	Morris-18	Morris-18
Oct. 1	-/-	vs. Florida A&M	W	3-0	15-4, 15-2, 15-11	Todd-8	Britt-8
Oct. 2	-/-	vs. South Florida	W	3-0	15-9, 15-4, 15-2	Todd-9	Morris-9
Oct. 4	-/-	vs. South Carolina ?	L	2-3	9-15, 15-6, 7-15, 15-3, 13-15	Morris-21	Todd-17
Oct. 5	-/-	vs. Virginia Tech ?	W	3-0	15-6, 15-13, 15-6	Morris-14	Morris-9
Oct. 6	-/-	vs. Mississippi	W	3-2	7-15, 15-10, 13-15, 15-1, 15-4	Fullhart-17	
Oct. 9	-/-	vs. South Alabama	W	3-0	15-12, 15-0, 15-7	Morris-9	Fullhart-9
Oct. 11	-/14	vs. Arizona	L	0-3	7-15, 4-15, 7-15	Tobolski-7	Krai/Todd-10
Oct. 12	-/-	at Tennessee	W	3-1	8-15, 15-11, 15-11, 16-14	Tobolski/Todd-12	Morris-24
Oct. 15	-/-	vs. UCF	W	3-0	15-10, 15-9, 15-4	Joan-12	Joan-15
Oct. 18	-/-	vs. Kentucky	L	2-3	14-16, 18-16, 17-15, 13-15, 7-15	Todd-22	Morris-15
Oct. 24	-/-	vs. Southern Mississippi ?	W	3-0	15-6, 15-7, 15-8	Todd-14	Harris-9
Oct. 25	-/-	vs. Tulane ?	W	3-1	15-6, 13-15, 15-10, 15-9	Fullhart/Morris-13	Morris/Todd-11
Oct. 25	-/-	vs. Texas-Arlington	L	0-3	4-15, 14-16, 2-15	Tobolski-8	Harris-13
Nov. 1	-/-	at Louisville ?	W	3-0	16-14, 15-6, 15-5	Todd-14	Morris-9
Nov. 2	-/-	at Cincinnati ?	W	3-0	15-3, 15-9, 15-9	Todd-12	Krai-8
Nov. 4	-/-	at Northwestern	W	3-2	9-15, 16-14, 8-15, 15-9, 15-11		
Nov. 9	-/-	vs. South Alabama	W	3-0	15-12, 15-0, 15-7		
Nov. 9	-/-	vs. LSU	L	2-3	13-15, 16-14, 15-9, 7-15, 8-15	Todd-20	Todd-43
Nov. 15	-/-	at Florida	W	3-0	15-8, 15-8, 15-7	Todd-15	Krai-26
Nov. 23	-/-	at Southern Mississippi ^	W	3-0	15-13, 15-13, 15-3	Morris/Todd-8	Morris-24
Nov. 24	-/-	vs. South Carolina ^	W	3-1	15-1, 15-3, 13-15, 15-12	Todd-16	Fullhart-11
Nov. 29	-/-	vs. Brigham Young ^	L	0-3	2-15, 6-15, 5-15	Todd-9	Morris-12
Nov. 29	-/-	vs. Georgia ^	W	1-3	9-15, 16-14, 7-15, 11-15	Todd-17	Morris-17
Dec. 7	-/-	at Georgia G	L	0-3	6-15, 1-15, 11-15	Todd-10	Krai-8

!-Red Lobster Florida Four Tournament (Tampa, FL)
 @-Memphis Tournament (Memphis, TN)
 ^-Metro Conference Tournament (Hattiesburg, MS)
 G-NCAA Tournament (Athens, Ga.)
 ?-Metro Conference match

1986

Head Coach:	Cecile Reynaud
Overall Record:	25-11
Home Record:	11-3
Away Record:	8-1
Neutral Record:	6-7
Metro Conference Record:	5-0

Date	FS/Opp.	Opponent	Result	Scores	FSU High Kills	FSU High Digs	FSU High Assists
Sept. 5	-/-	vs. Florida !	W	3-2	15-9, 9-15, 15-7, 13-15, 15-10	Todd-20	Morris-27
Sept. 5	-/-	vs. Michigan State !	W	3-1	15-10, 11-15, 15-13, 15-8	Morris-28	Morris-22
Sept. 6	-/9	vs. Illinois !	L	0-3	11-15, 10-15, 0-15		
Sept. 6	-/-	at UCF !	W	3-0	15-3, 15-8, 15-2		
Sept. 6	-/-	vs. Michigan State !	L	0-3	13-15, 13-15, 4-15	Morris-9	Gaspadarek-12
Sept. 8	-/-	vs. Georgia	L	1-3	12-15, 15-13, 5-15, 4-15	Todd-12	Morris-15
Sept. 19	-/-	vs. South Florida @	W	3-2	8-15, 15-11, 9-15, 15-4, 15-3	Morris-20	Morris-21
Sept. 19	-/-	vs. Florida @	W	3-1	9-15, 15-1, 15-6, 15-8	Morris-15	Morris-24
Sept. 20	-/-	vs. UCF @	W	3-0	15-9, 15-8, 15-8	Morris-14	Morris-16
Sept. 26	-/-	vs. New Mexico #	L	0-3	2-15, 13-15, 13-15	Morris-9	Morris-12
Sept. 26	-/19	at LSU #	L	0-3	15-8, 15-0, 15-6		
Sept. 27	-/-	vs. Sam Houston State #	L	2-3	15-13, 6-15, 14-16, 15-9, 14-16		



SEASON-BY-SEASON RESULTS

Sept. 27	-/-	vs. Mississippi #	W	3-0	15-13, 15-11, 15-7	Morris-18		
Sept. 28	-/-	at Southern Mississippi #	W	3-0	15-1, 15-2, 15-5	Morris-8	Gaspadarek-13	Gaspadarek-27
Sept. 30	-/-	vs. South Alabama	W	3-0	15-4, 15-5, 15-7	Todd-14	Kaleta-10	Gaspadarek-23
Oct. 1	-/-	vs. South Florida	W	3-1	13-15, 15-5, 15-12, 15-13	Morris-20	Morris-19	Gaspadarek-38
Oct. 3	-/-	at South Carolina ?	W	3-1	6-15, 15-8, 15-8, 15-8	Todd-22	Todd/Magoulas-13	Gaspadarek-52
Oct. 5	-/-	at Virginia Tech ?	W	3-0	15-7, 15-3, 15-11	Morris-15	Morris-15	Gaspadarek-13
Oct. 7	-/-	at Florida A&M	W	3-0	15-2, 15-6, 15-4	Morris-10	Morris-11	Gaspadarek-30
Oct. 9	-/-	vs. Memphis ?	W	3-2	15-10, 15-8, 13-15, 10-15, 15-4	Morris-28	Gaspadarek/Morris-17	Gaspadarek-59
Oct. 13	-/-	vs. NC State	W	3-0	15-10, 15-3, 15-9	Morris-12	Morris-13	Gaspadarek-31
Oct. 18	-/-	vs. Tennessee	L	2-3	10-15, 15-7, 15-4, 13-15, 10-15	Morris-23	Gaspadarek/Morris-17	Gaspadarek-45
Oct. 22	-/-	vs. Jacksonville	W	3-2	15-12, 15-4, 11-15, 6-15, 15-7	Morris-23	Kaleta/Plattner-17	Gaspadarek-45
Oct. 24	-/-	vs. Purdue \$	L	0-3	8-15, 10-15, 13-15	Todd-23	Morris-16	Gaspadarek-42
Oct. 25	-/-	at Tennessee \$	W	3-1	13-15, 15-9, 16-14, 15-6	Morris-19	Gaspadarek-16	Gaspadarek-31
Oct. 25	-/-	vs. Pittsburgh \$	W	3-2	15-12, 17-15, 11-15, 5-15, 15-13	Morris-23	Morris-17	Gaspadarek-34
Oct. 31	-/-	vs. Cincinnati ?	W	3-0	15-8, 15-8, 15-13	Todd-14	Morris/Todd-11	Gaspadarek-29
Nov. 1	-/-	vs. Louisville ?	W	3-0	15-11, 15-12, 17-15	Todd-14	Plattner-19	Gaspadarek-35
Nov. 2	-/-	vs. North Carolina	W	3-2	9-15, 7-15, 16-14, 15-8, 15-6	Todd-25	Morris-29	Gaspadarek-58
Nov. 13	-/-	vs. Texas Tech	L	0-3	10-15, 12-15, 12-15	Todd-14	Morris-14	Gaspadarek-27
Nov. 14	-/-	vs. Duke %	L	0-3	10-15, 14-16, 12-15	Todd-9	Morris-16	Gaspadarek-23
Nov. 15	-/-	at Florida %	W	3-1	8-15, 15-5, 15-7, 15-9	Todd-24	Plattner-20	Gaspadarek-44
Nov. 22	-/-	at Virginia Tech ^	W	3-0	15-7, 16-14, 15-10	Morris-17	Magoulas-11	Gaspadarek-32
Nov. 23	-/-	vs. South Carolina ^	W	3-1	7-15, 15-13, 15-3, 15-7	Morris-27	Morris-7	Gaspadarek-52
Nov. 28	-/-	vs. California &	W	3-2	15-12, 15-9, 11-15, 4-15, 15-9	Morris-18	Morris-32	Gaspadarek-42
Nov. 29	-/1	vs. Brigham Young &	L	2-3	9-15, 7-15, 15-9, 5-15	Morris-13	Morris/Plattner-13	Gaspadarek-30

!-UCF Classic (Orlando, FL)

@-Florida Four Invitational (Tallahassee, FL)

#-LSU Invitational (Baton Rouge, La.)

\$-Mikasa Classic (Knoxville, TN)

%-Lady Gator Classic (Gainesville, FL)

?-Metro Conference match

^-Metro Conference Tournament (Blacksburg, Va.)

&-Florida Classic (Gainesville, FL)

1987

Head Coach:	Cecile Reynaud
Overall Record:	22-11
Home Record:	10-3
Away Record:	7-5
Neutral Record:	5-3
Metro Conference Record:	6-0

Date	FS/Opp.	Opponent	Result	Scores	FSU High Kills	FSU High Digs	FSU High Assists	
Sept. 4	-/-	vs. South Florida !	W	3-0	15-5, 15-7, 15-1	Philgence/Todd-9	Three tied with-7	Gaspadarek-29
Sept. 4	-/20	vs. Minnesota !	L	0-3	12-15, 6-15, 14-16	Philgence-14	Kaleta-11	Gaspadarek-23
Sept. 5	-/-	vs. UAB !	W	3-0	15-5, 15-4, 15-4		Sutcliffe-18	
Sept. 5	-/-	vs. South Florida !	W	3-0	15-2, 16-14, 15-3	Todd-15	Todd-18	Gaspadarek-24
Sept. 6	-/-	vs. Georgia !	W	3-0	16-14, 15-8, 15-11	Todd-17	Philgence-37	Gaspadarek-37
Sept. 11	-/-	vs. Jacksonville @	W	3-0	15-5, 15-3, 15-11	Todd-16	Sutcliffe-21	Gaspadarek-30
Sept. 12	-/-	at Florida @	L	2-3	3-15, 15-8, 15-6, 10-15, 8-15	Todd-24	Todd-42	Gaspadarek-37
Sept. 15	-/-	vs. Florida Tech @	W	3-0	15-4, 15-0, 15-2	Todd-8	Magoulas-8	Gaspadarek-11
Sept. 25	-/-	vs. South Carolina ?	W	3-2	15-9, 15-12, 13-15, 11-15, 15-4	Todd-23	Kaleta-9	Gaspadarek-58
Sept. 26	-/-	vs. Virginia Tech ?	W	3-0	15-5, 15-9, 15-8	Philgence/Todd-12	Sutcliffe-7	Gaspadarek-38
Sept. 29	-/-	vs. Florida A&M	W	3-0	15-2, 15-12, 15-6	Todd-10	Three tied with-5	Gaspadarek-28
Oct. 2	-/-	vs. Florida	W	3-1	15-3, 10-15, 15-9, 15-13	Philgence-17	Gaspadarek/Kelly-5	Gaspadarek-36
Oct. 9	-/-	vs. Southern Mississippi ?	W	3-0	15-7, 15-0, 15-5	Todd-11	Three tied with-1	Gaspadarek-21
Oct. 12	-/-	at Jacksonville	W	3-0	15-12, 15-13, 15-10	Todd-13	Todd-3	Gaspadarek-36
Oct. 16	-/-	vs. Tulane #	L	2-3	15-11, 15-12, 11-15, 16-18, 13-15	Philgence/Todd-16	Sutcliffe-12	Gaspadarek-53
Oct. 17	-/-	at South Florida #	W	3-0	15-6, 15-4, 15-10	Todd-13	Kaleta/Magoulas-5	Gaspadarek-30
Oct. 17	-/-	vs. Virginia #	W	3-0	15-10, 15-6, 15-12	Kaleta-15	Sutcliffe-3	Gaspadarek-43
Oct. 17	-/-	vs. Southwest Texas State #	L	1-3	15-6, 12-15, 7-15, 11-15	Philgence-20	Kaleta-8	Gaspadarek-41
Oct. 23	-/-	at Louisville ?	W	3-0	15-7, 15-12, 15-10	Todd-17	Philgence-8	Gaspadarek-45
Oct. 24	-/-	at Cincinnati ?	W	3-2	15-12, 15-10, 7-15, 7-15, 15-8	Todd-21	Kaleta-13	Gaspadarek-60
Oct. 26	-/-	at Illinois-Chicago	W	3-0	15-10, 15-4, 15-5	Todd-10	Kaleta-11	Gaspadarek-27
Oct. 30	-/-	at Memphis ?	W	3-0	15-7, 15-2, 15-9	Kaleta-9	Kaleta-10	Gaspadarek-26
Nov. 1	-/-	vs. Kentucky	L	0-3	13-15, 7-15, 4-15	Todd-10	Sutcliffe-4	Gaspadarek-18
Nov. 6	-/-	vs. UCF	W	3-0	15-4, 15-13, 15-4	Kaleta-14	Magoulas-5	Gaspadarek-37
Nov. 9	-/-	at Florida	L	2-3	15-8, 12-15, 11-15, 17-15, 9-15	Reece-17	Todd-19	Gaspadarek-64
Nov. 13	-/-	at Duke	W	3-1	15-12, 15-6, 11-15, 15-5	Philgence-16	Sutcliffe-10	Gaspadarek-39
Nov. 14	-/-	at NC State	L	2-3	9-15, 15-11, 12-15, 15-3, 6-15	Philgence-17	Todd-23	Gaspadarek-46
Nov. 15	-/-	at North Carolina	L	1-3	7-15, 6-15, 15-13, 3-15			



SEASON-BY-SEASON RESULTS

Nov. 21	-/-	vs. South Carolina \$	W	3-1	15-9, 15-4, 12-15, 15-8	Todd-15	Gaspadarek-16	Gaspadarek-40
Nov. 22	-/-	vs. Cincinnati \$	W	3-1	15-4, 15-12, 6-15, 15-11	Todd-19	Gaspadarek-15	Gaspadarek-50
Nov. 27	-/-	vs. Houston \$	L	2-3	15-7, 15-3, 11-15, 8-15, 11-15	Philgence-20	Gaspadarek-24	Gaspadarek-40
Nov. 29	-/18	vs. Long Beach State \$	L	2-3	10-15, 17-15, 15-2, 9-15, 11-15	Philgence-25	Gaspadarek-27	Gaspadarek-56
Dec. 5	-/9	at Texas ^	L	0-3	6-15, 11-15, 9-15	Philgence-16	Gaspadarek-13	Gaspadarek-36

!-Converse Classic (Tallahassee, FL)
 @-Florida Eight Classic (Gainesville, FL)
 #-South Florida Volleyball Showcase (Tampa, FL)
 ?-Metro Conference match
 \$-Metro Conference Tournament (Memphis, TN)
 ^-NCAA Tournament (Austin, TX)

1988

Head Coach:	Cecile Reynaud
Overall Record:	28-8
Home Record:	10-3
Away Record:	12-4
Neutral Record:	6-1
Metro Conference Record:	5-1

Date	FS/Opp.	Opponent	Result	Scores	FSU High Kills	FSU High Digs	FSU High Assists	
Sept. 2	-/-	vs. UAB	W	3-0	15-2, 15-5, 15-1	Philgence-16	Kaleta-7	Gaspadarek-32
Sept. 3	-/-	vs. Jacksonville	W	3-0	15-10, 15-11, 15-12	Trevino-13	Gaspadarek/Magoulas-8	Gaspadarek-37
Sept. 9	-/-	vs. Texas-Arlington	L	0-3	4-15, 7-15, 11-15	Philgence-7	Magoulas-7	Gaspadarek-18
Sept. 10	-/19	vs. Penn State	L	1-3	15-13, 13-15, 8-15, 5-15	Three tied with-11	Gaspadarek-18	Gaspadarek-41
Sept. 16	-/-	vs. Florida International !	W	3-0	15-0, 15-1, 15-1	Philgence/Reece-7	Trevino-4	Marraffino-20
Sept. 17	-/-	vs. South Florida !	W	3-0	15-13, 15-5, 15-8	Philgence-16	Kaleta-14	Marraffino-22
Sept. 17	-/-	vs. Florida !	L	1-3	16-14, 11-15, 13-15, 4-15	Philgence-15	Philgence-13	Marraffino-39
Sept. 20	-/-	at Florida A&M	W	3-0	15-8, 15-6, 15-7	Philgence-12	Kaleta-7	Marraffino-34
Sept. 23	-/-	at Georgia	W	3-1	15-8, 15-11, 12-15, 15-9	Kaleta/Philgence-18	Philgence-16	Marraffino-47
Sept. 26	-/-	at Florida	L	0-3	10-15, 7-15, 11-15	Philgence-9	Kaleta-10	Marraffino-24
Sept. 30	-/-	at South Carolina ?	L	0-3	10-15, 13-15, 15-17	Philgence-21	Kaleta-23	Marraffino-50
Oct. 1	-/-	at Virginia	W	3-0	17-15, 15-11, 15-8	Kelly-16	Kelly-13	Marraffino-47
Oct. 2	-/-	at Virginia Tech ?	W	3-0	15-6, 15-6, 15-7	Philgence-15	Philgence-9	Marraffino-36
Oct. 7	-/-	at Houston	L	2-3	15-1, 5-15, 15-3, 3-15, 4-15	Philgence-13	Philgence-12	Marraffino-37
Oct. 8	-/-	at Lamar	W	3-1	15-7, 10-15, 15-1, 15-4	Philgence-17	Kaleta-12	Marraffino-42
Oct. 8	-/-	at Rice	W	3-2	12-15, 11-15, 15-6, 15-9, 15-2	Kaleta/Reece-15	Kaleta-10	Marraffino-50
Oct. 14	-/-	vs. Memphis ?	W	3-2	13-15, 15-1, 9-15, 15-5, 15-13	Reece-18	Kaleta-12	Gaspadarek-45
Oct. 15	-/-	vs. UCF	W	3-0	15-8, 15-0, 15-1	Philgence-14	Kelly-9	Gaspadarek-26
Oct. 18	-/-	at Jacksonville	W	3-0	15-4, 15-8, 15-7	Three tied with-8	Gaspadarek-4	Gaspadarek-25
Oct. 22	-/-	at Tampa	W	3-0	15-13, 15-3, 15-8	Kaleta-18	Kelly-12	Gaspadarek-43
Oct. 22	-/-	at South Florida	W	3-2	15-10, 10-15, 14-16, 15-13, 15-12	Philgence-22	kelly-23	Gaspadarek-62
Oct. 24	-/-	vs. Florida	W	3-1	5-15, 15-3, 15-11, 15-10	Kaleta-21	Philgence-13	Gaspadarek-53
Oct. 28	-/-	vs. Cincinnati ?	W	3-2	12-15, 15-13, 13-15, 15-13, 15-4	Philgence-30	Bronson-13	Gaspadarek-60
Oct. 29	-/-	vs. Louisville ?	W	3-0	15-7, 15-6, 15-5	Kaleta-17	Gaspadarek-12	Gaspadarek-40
Oct. 30	-/-	vs. William & Mary	W	3-2	15-3, 11-15, 15-10, 12-15, 15-10	Philgence-22	Kaleta/Kelly-16	Gaspadarek-46
Oct. 30	-/-	vs. South Florida	W	3-2	9-15, 15-5, 15-5, 12-15, 15-7	Philgence-18	Gaspadarek-13	Gaspadarek-58
Nov. 4	-/-	vs. West Virginia	W	3-2	15-12, 15-8, 11-15, 14-16, 15-4	Philgence-20	Philgence-18	Gaspadarek-49
Nov. 5	-/-	at Southern Mississippi ?	W	3-0	15-8, 15-6, 15-3	Reece-8	Trevino-7	Marraffino-13
Nov. 6	-/-	at LSU	L	1-3	10-15, 9-15, 22-20, 10-15	Kaleta-19	Gaspadarek-21	Gaspadarek-50
Nov. 11	-/-	vs. Eastern Kentucky @	W	3-0	15-9, 15-13, 15-4	Kaleta-12	Kaleta-8	Gaspadarek-32
Nov. 12	-/9	at Kentucky @	W	3-1	15-10, 16-14, 13-15, 15-12	Philgence-20	Kelly-13	Gaspadarek-49
Nov. 14	-/-	vs. Southwest Texas State @	W	3-2	10-15, 18-16, 15-9, 13-15, 15-12	Philgence-20	Kelly-14	Gaspadarek-50
Nov. 18	-/-	vs. Southern Mississippi #	W	3-0	15-10, 15-5, 15-6	Philgence-16	Philgence-11	Gaspadarek-34
Nov. 19	-/-	vs. South Carolina #	W	3-0	15-8, 15-13, 15-6	Kaleta-22	Gaspadarek-11	Gaspadarek-56
Nov. 20	-/-	at Cincinnati #	W	3-1	10-15, 15-10, 15-7, 15-9	Philgence-22	Kaleta-20	Gaspadarek-50
Dec. 4	-/-	vs. Colorado State ^	L	1-3	3-15, 5-15, 15-9, 7-15	Philgence-14	Bronson/Gaspadarek-7	Gaspadarek-35

!-Florida Eight Classic (Orlando, FL)
 @-Kentucky Wildcat Classic (Lexington, KY)
 #-Metro Conference Tournament (Cincinnati, OH)
 ^-NCAA Tournament (Tallahassee, FL)



SEASON-BY-SEASON RESULTS

1989

Head Coach:	Cecile Reynaud
Overall Record:	30-5
Home Record:	13-1
Away Record:	9-1
Neutral Record:	8-3
Metro Conference Record:	7-0

Date	FS/Opp.	Opponent	Result	Scores	FSU High Kills	FSU High Digs	FSU High Assists
Sept. 1	-/-	vs. Northern Arizona !	W 3-1	15-17, 15-4, 15-7, 3-15	Philgence-12	Bronson/Philgence-11	Gaspadarek-39
Sept. 2	-/-	at Georgetown !	W 3-0	15-6, 15-9, 15-4	Reece-10	Magoulas-6	Gaspadarek-26
Sept. 2	-/-	vs. Minnesota !	L 1-3	8-15, 17-15, 7-15, 7-15	Philgence-14	Gaspadarek-13	Gaspadarek-31
Sept. 3	-/-	vs. Duke !	W 3-2	15-7, 15-7, 7-15, 13-15, 15-5	Philgence-23	Trevino-27	Gaspadarek-59
Sept. 3	-/-	vs. Minnesota !	L 0-3	8-15, 13-15, 11-15	Trevino-8	Bronson-9	Marraffino-16
Sept. 12	-/-	vs. Florida	W 3-2	9-15, 15-12, 15-6, 13-15, 15-10	Philgence-19	Trevino-14	Gaspadarek-42
Sept. 15	-/-	vs. Florida International @	W 3-1	15-2, 13-15, 15-6, 15-2	Philgence-11	Philgence-8	Gaspadarek-20
Sept. 16	-/-	at South Florida @	W 3-2	15-13, 15-8, 7-15, 10-15, 15-13	Philgence-16	Bronson-14	Gaspadarek-40
Sept. 16	-/-	vs. Florida @	W 3-0	15-12, 15-5, 15-4	Bronson-12	Three tied with-8	Gaspadarek-37
Sept. 22	-/-	vs. Illinois State	W 3-2	12-15, 15-7, 12-15, 15-6, 15-9	Philgence-31	Trevino-27	Gaspadarek-64
Sept. 23	-/-	vs. Morehead State	W 3-0	15-4, 15-2, 15-11	Philgence/Reece-11	Philgence-7	Gaspadarek-29
Sept. 24	-/-	vs. Illinois State	W 3-1	15-11, 15-8, 2-15, 15-7	Philgence-25	Trevino-18	Gaspadarek-15
Sept. 29	-/14	vs. Kentucky	W 3-2	15-13, 6-15, 15-13, 11-15, 16-14	Philgence-25	Sutcliffe-14	Gaspadarek-63
Sept. 30	-/-	vs. Tennessee	W 3-0	15-10, 16-14, 15-11	Philgence-21	Philgence-15	Gaspadarek-42
Oct. 3	-/-	at Florida A&M	W 3-0	15-6, 15-5, 15-2	Philgence-12	Trevino-8	Gaspadarek-31
Oct. 6	-/-	vs. Southern Mississippi ?	W 3-0	15-6, 15-6, 15-7	Philgence-11	Trevino-13	Gaspadarek-26
Oct. 7	-/-	vs. Tulane ?	W 3-1	15-4, 15-0, 11-15, 15-5	Philgence-20	Philgence/Trevino-14	Gaspadarek-60
Oct. 9	-/-	at Jacksonville	W 3-0	15-1, 15-1, 15-2	Reece-8	Reece-3	Gaspadarek-17
Oct. 13	-/-	at Louisville ?	W 3-0	15-5, 15-10, 15-7	Philgence-13	Trevino-10	Gaspadarek-21
Oct. 14	-/-	at Cincinnati ?	W 3-1	15-8, 15-4, 8-15, 15-11	Philgence-14	Trevino-23	Gaspadarek-32
Oct. 15	-/-	at Purdue	W 3-0	15-12, 15-13, 15-13	Philgence-20	Gaspadarek-15	Gaspadarek-41
Oct. 20	-/-	vs. South Alabama	W 3-0	15-8, 15-10, 15-9	Philgence-22	Trevino-19	Gaspadarek-46
Oct. 20	-/-	vs. South Florida	L 1-3	15-3, 5-15, 13-15, 12-15			
Oct. 21	-/-	vs. UAB	W 3-1	13-15, 15-6, 15-11, 15-10	Reece/Trevino-12	Trevino-12	Gaspadarek-40
Oct. 25	-/-	at Memphis ?	W 3-2	14-16, 8-15, 15-11, 15-9, 15-11	Philgence/Reece-21	Philgence/Trevino-23	Gaspadarek-61
Oct. 27	-/17	vs. LSU	W 3-2	12-15, 15-9, 7-15, 15-5, 15-9	Philgence-20	Trevino-19	Gaspadarek-55
Nov. 3	-/-	vs. South Carolina ?	W 3-0	15-8, 15-4, 15-2	Philgence-14	Sutcliffe-9	Gaspadarek-29
Nov. 4	-/-	vs. Virginia Tech ?	W 3-0	15-4, 15-9, 15-5	Philgence-14	Trevino-15	Gaspadarek-42
Nov. 6	-/-	at Florida	L 1-3	13-15, 15-9, 11-15, 10-15	Philgence-20	Bronson/Trevino-14	Gaspadarek-51
Nov. 10	-/-	vs. Brigham Young #	W 3-2	15-6, 15-17, 8-15, 15-11, 15-11	Philgence-29	Philgence-24	Gaspadarek-66
Nov. 11	-/-	at Kentucky #	W 3-2	8-15, 6-15, 15-10, 15-5, 15-5	Philgence-24	Gaspadarek-18	Gaspadarek-53
Nov. 17	-/-	vs. Southern Mississippi \$	W 3-0	15-2, 15-3, 15-7	Philgence-10	Trevino-11	Gaspadarek-28
Nov. 18	-/-	vs. Louisville \$	W 3-0	15-2, 15-7, 15-9	Philgence-11	Philgence-10	Gaspadarek-35
Nov. 19	-/-	vs. Cincinnati \$	W 3-0	15-12, 15-4, 15-7	Philgence-18	Gaspadarek-13	Gaspadarek-40
Nov. 30	-/17	vs. California ^	L 1-3	15-11, 11-15, 13-15, 13-15	Philgence-25	Philgence-23	Gaspadarek-62

!-George Washington Labor Day Fest (Washington, D.C.)

@-Florida Eight

Classic (Tampa, FL)

#-Kentucky Wildcat Classic (Lexington, KY)

?-Metro Conference match

\$-Metro Conference Tournament (Tallahassee, FL)

^-NCAA Tournament (Tallahassee, FL)

1990

Head Coach:	Cecile Reynaud
Overall Record:	27-8
Home Record:	15-1
Away Record:	6-4
Neutral Record:	6-3
Metro Conference Record:	6-1

Date	FS/Opp.	Opponent	Result	Scores	FSU High Kills	FSU High Digs	FSU High Assists
Aug. 31	-/-	vs. UAB !	W 3-0	15-7, 15-12, 15-11	Cousins-13	Cousins-16	Marraffino-29
Sept. 1	-/-	vs. Butler !	W 3-1	13-15, 15-9, 15-0, 15-3	Philgence-16	Cousins-10	Marraffino-42
Sept. 1	-/-	at Georgia !	W 3-2	10-15, 12-15, 15-11, 15-8, 16-14	Philgence-22	Cousins-16	Marraffino-58
Sept. 2	-/-	vs. Eastern Washington !	W 3-1	9-15, 15-5, 15-3, 15-3	Philgence-25	Cousins-13	Marraffino-29
Sept. 10	-/-	vs. Southern Mississippi ?	W 3-0	15-8, 15-9, 15-5	Philgence-15	Bronson-12	Marraffino-42
Sept. 14	-/-	vs. South Florida @	W 3-0	15-6, 15-11, 15-6	Philgence-21	Cousins-13	Marraffino-47
Sept. 15	-/-	vs. Florida @	L 2-3	11-15, 16-14, 11-15, 15-5, 12-15	Philgence-28	Philgence-19	Marraffino-47
Sept. 15	-/-	vs. Florida International @	W 3-0	16-14, 15-9, 15-1	Cousins-11	Philgence-10	Marraffino-27
Sept. 16	-/-	vs. Georgia Southern	W 3-0	15-2, 15-1, 15-7	Cousins-10	Cousins-8	Cumin-12
Sept. 21	-/-	vs. Wyoming #	L 2-3	16-14, 11-15, 15-6, 2-15, 13-15	Philgence-29	Sutcliffe-18	McCall-58



SEASON-BY-SEASON RESULTS

Sept. 22	-/-	vs. Loyola Marymount #	L 2-3	7-15, 15-9, 4-15, 15-13, 6-15	Philgence-23	Cousins-16	McCall-40
Sept. 22	-/-	at Colorado #	L 1-3	4-15, 5-15, 15-9, 5-15	Philgence-16	Philgence-16	McCall-35
Sept. 28	-/-	at Southwest Texas State	W 3-0	15-8, 15-6, 15-6	Philgence-19	Philgence-14	McCall-26
Sept. 29	-/5	at Texas	L 2-3	8-15, 15-11, 9-15, 15-9, 5-15	Philgence-28	Philgence-24	McCall-33
Oct. 1	-/-	vs. Tulane ?	W 3-0	15-8, 15-7, 15-12	Philgence-22	Philgence-22	McCall-58
Oct. 5	-/-	vs. Virginia Tech ?	W 3-0	15-4, 15-4, 15-5	Philgence-15	Cousins-7	McCall-20
Oct. 6	-/-	vs. South Carolina ?	W 3-0	15-5, 15-8, 15-6	Philgence-18	Cousins-11	McCall-34
Oct. 7	-/-	vs. South Florida	W 3-1	12-15, 15-10, 15-4, 15-12	Philgence-24	Cousins-18	McCall-39
Oct. 9	-/-	at Florida	W 3-1	15-12, 10-15, 15-4, 15-12	Philgence-19	Philgence-17	McCall-37
Oct. 13	-/-	at Memphis ?	L 2-3	16-14, 15-11, 8-15, 8-15, 11-15	Philgence-29	Cousins-24	McCall-48
Oct. 16	-/-	vs. Florida A&M	W 3-0	15-1, 15-2, 15-4	Philgence-7	Cousins-9	McCall-11
Oct. 19	-/-	vs. Baylor	W 3-0	15-5, 15-7, 15-4	Philgence/Reece-10	Philgence-10	McCall-23
Oct. 20	-/-	vs. Florida International	W 3-0	15-10, 15-4, 15-3	Cousins-9	Cousins-9	McCall-19
Oct. 21	-/-	vs. Auburn	W 3-0	15-7, 15-6, 15-3	Philgence-10	Philgence-11	McCall-22
Oct. 23	-/-	vs. Jacksonville	W 3-0	15-4, 15-2, 15-7	Philgence-9	Cousins-7	Cumin-9
Oct. 28	-/-	vs. Georgia	W 3-0	15-4, 15-6, 15-12	Cousins/Philgence-13	Sutcliffe-11	McCall-39
Oct. 30	-/-	vs. Florida	W 3-0	15-5, 15-6, 15-13	Cousins/Philgence-11	Stevens-10	McCall-28
Nov. 2	-/-	at Cincinnati ?	W 3-2	15-8, 14-16, 15-4, 15-17, 15-9	Philgence-23	Philgence-27	McCall-47
Nov. 3	-/-	at Louisville ?	W 3-0	15-13, 15-3, 15-13	Cousins-13	Sutcliffe-9	McCall-29
Nov. 9	-/-	vs. Fresno State \$	L 1-3	15-7, 11-15, 4-15, 15-17	Philgence-12	Cousins-19	McCall-35
Nov. 10	-/-	vs. George Washington \$	W 3-2	15-2, 16-18, 15-6, 13-15, 3-15, 15-3	Philgence-19	Cousins-18	McCall-52
Nov. 10	-/-	vs. Houston \$	W 3-1	15-6, 12-15, 15-10, 15-4	Philgence-20	Bronson/Cousins-19	McCall-36
Nov. 16	-/-	vs. Virginia Tech %	W 3-0	15-11, 15-9, 15-4	Philgence-14	Cousins-7	McCall-24
Nov. 17	-/-	at Louisville %	W 3-2	15-3, 6-15, 14-16, 15-10, 16-14	Cousins-27	Philgence-10	McCall-63
Nov. 30	-/-	at Kentucky ^	L 1-3	12-15, 10-15, 15-10, 10-15	Reece-17	Philgence-12	Marraffino-44

!-Georgia Tournament (Athens, Ga.)

@-Florida Classic (Miami, FL)

#-Colorado Classic (Boulder, CO)

\$-Florida State Classic (Tallahassee, FL)

?-Metro Conference match

%-Metro Conference Tournament (Louisville, KY)

^-NCAA Tournament (Lexington, KY)

1991

Head Coach:	Cecile Reynaud
Overall Record:	16-15
Home Record:	8-8
Away Record:	5-7
Neutral Record:	3-0
Atlantic Coast Conference Record:	2-7

Date	FS/Opp.	Opponent	Result	Scores	FSU High Kills	FSU High Digs	FSU High Assists
Sept. 5	-/-	vs. Northeast Louisiana	W 3-0	15-3, 15-2, 15-11	Cousins-10	Cousins-11	McCall-29
Sept. 7	-/-	vs. UCF	W 3-0	15-10, 15-1, 15-7	Ramos-12	Bosschaert-14	McCall-28
Sept. 13	-/-	vs. Loyola Marymount !	W 3-2	18-16, 13-15, 20-18, 11-15, 17-15	Cousins-22	Ramos-38	Cumin-41
Sept. 14	-/-	vs. Idaho !	W 3-0	16-14, 15-2, 15-6	Ramos-12	Stevens-12	Cumin-31
Sept. 14	-/-	at UC-Irvine !	L 2-3	18-16, 2-15, 13-15, 15-8, 13-15	Ramos-19	Cousins-29	Cumin-55
Sept. 20	-/17	vs. Florida @	L 3-0	12-15, 5-15, 2-15	Cousins-8	Ramos-8	Cumin-12
Sept. 21	-/-	vs. Florida International @	W 3-0	15-6, 15-9, 15-7	Ramos-10	Ramos-12	Cumin-27
Sept. 21	-/-	vs. South Florida @	W 3-0	15-9, 15-13, 15-3	Cousins-11	Ramos-11	Cumin-30
Sept. 26	-/-	vs. Virginia *	W 3-1	15-13, 6-15, 15-10, 15-6	Ramos-19	Ramos-21	McCall-28
Sept. 28	-/-	vs. Rice	W 3-0	15-4, 15-8, 15-11	Bosschaert-11	Stevens-14	Cumin-32
Oct. 1	-/-	at Jacksonville	W 3-0	15-8, 15-6, 15-12			
Oct. 5	-/-	at Texas A&M	W 3-1	15-7, 15-11, 11-15, 15-8	Ramos-18	Cousins/Stevens-11	McCall-24
Oct. 6	-/-	at Houston	L 1-3	8-15, 7-15, 15-13, 3-15	Ramos-15	Cousins/Ramos-12	McCall-26
Oct. 8	-/-	at Florida A&M	W 3-0	15-1, 15-8, 15-3	Stevens-13		McCall-26
Oct. 11	-/-	at NC State *	L 2-3	11-15, 15-4, 15-12, 11-15, 9-15	Ramos-17	Ramos-13	McCall-37
Oct. 12	-/-	at North Carolina *	L 0-3	13-15, 7-15, 13-15	Ramos-12	Stevens-10	McCall-18
Oct. 13	-/-	at Southwest Texas State	W 3-0	15-13, 15-11, 15-13	Cousins-19	Ramos-14	McCall-48
Oct. 18	-/-	vs. Maryland *	L 2-3	12-15, 8-15, 15-1, 17-15, 16-18	Cousins-18	Bosschaert/McCall-22	McCall-47
Oct. 20	-/-	vs. Duke *	L 2-3	16-14, 6-15, 15-12, 14-16, 13-15	Cousins-23	Ramos-28	McCall-68
Oct. 26	-/-	vs. Georgia	L 1-3	15-5, 14-16, 15-13, 9-15, 9-15	Ramos-14	Ramos-25	Cumin-44
Nov. 1	-/-	vs. Hofstra	W 3-1	15-3, 15-9, 9-15, 15-8	Stevens-15	Cousins-17	Cumin-49
Nov. 2	-/-	vs. William & Mary	L 2-3	13-15, 15-13, 15-17, 15-12, 13-15	Stevens-22	Cumin/Ramos-21	Cumin-66
Nov. 8	-/-	at Clemson *	W 3-0	15-12, 15-9, 15-9	Stevens-13	Ramos-17	Cumin-45
Nov. 9	-/20	at Georgia	L 0-3	9-15, 12-15, 1-15	Bosschaert-11	Ramos-10	Cumin-27
Nov. 10	-/-	at Georgia Tech *	L 2-3	13-15, 7-15, 15-7, 15-4, 11-15	Cousins-14	Ramos-13	Cumin-38
Nov. 15	-/-	vs. Pittsburgh #	L 1-3	13-15, 3-15, 15-9, 2-15	Bosschaert-15	Cumin-28	Cousins-11
Nov. 15	-/-	vs. UAB #	L 2-3	15-11, 8-15, 15-4, 13-15, 12-15	Bosschaert-19	Cousins-16	Cumin-52
Nov. 16	-/-	vs. Temple #	W 3-0	15-1, 15-11, 15-6	Bosschaert-15	Cousins-13	Cumin-34



SEASON-BY-SEASON RESULTS

Nov. 18	- / 10	vs. Florida #	L	0-3	5-15, 11-15, 5-15	Cousins-9	Ramos/McCall-6	McCall-15
Nov. 22	- / -	vs. North Carolina \$	W	3-0	15-7, 15-6, 15-6	Bosschaert/Cousins-15	Cousins-13	Cumin-35
Nov. 23	- / -	at Virginia \$	L	1-3	11-15, 9-15, 16-14, 6-15	Bosschaert-25	Cousins-18	Cumin-53

!-Anteater Invitational (Irvine, CA)
 @-Florida Four Tournament (Tallahassee, FL)
 #-Florida State Classic (Tallahassee, FL)
 *-ACC match
 \$-ACC Tournament (Charlottesville, Va.)

1992

Head Coach:	Cecile Reynaud
Overall Record:	26-8
Home Record:	12-2
Away Record:	6-4
Neutral Record:	8-2
Atlantic Coast Conference Record:	6-1

Date	FS/Opp.	Opponent	Result	Scores	FSU High Kills	FSU High Digs	FSU High Assists	
Sept. 4	- / -	vs. Georgia State !	W	3-0	15-7, 15-2, 15-3	Ramos-11	Bosschaert-11	Cowling-29
Sept. 5	- / -	vs. South Florida !	W	3-0	15-3, 15-11, 15-10	Ramos-14	Three tied with-8	Cowling-27
Sept. 5	- / 12	at Florida !	L	0-3	5-15, 6-15, 5-15	Ramos-12	McCall-11	Cowling-17
Sept. 11	- / -	vs. Minnesota @	L	1-3	15-12, 14-16, 5-15, 5-15	Ramos-18	Ramos-18	Cowling-18
Sept. 12	- / -	vs. Minnesota @	W	3-2	15-7, 13-15, 13-15, 15-13, 15-6	Ramos-19	Ramos-28	Cowling-48
Sept. 12	- / -	vs. McNeese State @	W	3-0	15-6, 15-3, 15-12	Bosschaert/Ramos-10	Cowling-16	Cowling-30
Sept. 18	- / -	vs. Georgetown #	W	3-0	15-8, 15-11, 15-5	Stevens-10	Cowling-17	Cowling-31
Sept. 19	- / -	vs. Alabama #	W	3-0	15-10, 15-12, 15-3	Bosschaert-14	Cowling-14	Cowling-32
Sept. 19	- / -	at South Florida #	W	3-0	15-6, 15-4, 16-14	Ramos-14	Ramos-13	Cowling-35
Sept. 25	- / -	vs. Houston	W	3-2	11-15, 15-13, 11-15, 15-6, 15-8	Ramos-16	Cowling-14	Cowling-43
Sept. 26	- / -	vs. Texas A&M	W	3-0	15-7, 15-8, 16-14	Ramos-15	Ramos-12	Cowling-44
Sept. 29	- / -	vs. Jacksonville	W	3-0	15-7, 15-3, 15-7	Ramos-10	Ramos-7	Cowling-26
Oct. 2	- / -	at Duke *	L	1-3	6-15, 13-15, 15-12, 3-15	Ramos-17	Cowling/Ramos-14	Cowling-57
Oct. 3	- / -	at North Carolina *	W	3-0	15-8, 15-11, 15-8	Ramos-16	Ramos-24	Cowling-49
Oct. 9	- / -	at Notre Dame \$	L	2-3	15-12, 5-15, 15-7, 1-15, 15-17	Stevens-18	Ramos-21	Cowling-50
Oct. 10	- / 3	vs. Long Beach State \$	L	1-3	15-11, 2-15, 9-15, 11-15	Ramos-15	McCall-8	Cowling-28
Oct. 10	- / -	vs. Pittsburgh \$	W	3-2	15-6, 12-15, 9-15, 15-10, 15-11	Ramos-21	Cowling-20	Cowling-52
Oct. 13	- / -	vs. Florida A&M	W	3-0	15-2, 15-5, 15-1	Bosschaert-10	Bosschaert-7	Cowling-24
Oct. 17	- / -	vs. Georgia Tech *	W	3-2	15-12, 12-15, 15-6, 7-15, 15-12	Ramos-20	Ramos-28	Cowling-60
Oct. 22	- / -	vs. South Alabama	W	3-0	15-5, 15-10, 15-3	Zinkil-8	Bosschaert/Cowling-8	Cowling-25
Oct. 24	- / -	vs. Clemson *	W	3-0	15-8, 15-7, 15-4	Ramos-18	Ciraco-13	Cowling-50
Oct. 30	- / -	vs. Syracuse &	W	3-0	15-10, 15-10, 15-12	Zinkil-15	Cowling/Ramos-13	Cowling-49
Oct. 31	- / -	at Hofstra &	W	3-0	15-5, 15-11, 15-5	Ramos-15	McCall-11	Cowling-40
Oct. 31	- / -	vs. LaSalle &	W	3-0	15-6, 15-1, 15-8	Ramos-10	Ciraco-8	Cowling-25
Nov. 6	- / -	at Maryland *	W	3-1	15-13, 6-15, 15-9, 15-13	Stevens-19	Ramos-17	Cowling-52
Nov. 7	- / -	at Virginia *	W	3-0	15-9, 15-7, 15-3	Stevens-18	Ramos-16	Cowling-43
Nov. 8	- / -	vs. William & Mary	W	3-1	15-10, 12-15, 15-1, 15-10	Ramos-18	Ramos-15	Cowling-51
Nov. 12	- / -	vs. UCF	W	3-0	15-10, 15-2, 15-3	Ramos-13	Ramos-12	Cowling-32
Nov. 14	- / -	vs. NC State *	W	3-0	15-6, 15-5, 15-11	Ramos/Zinkil-9	Ramos-19	Cowling-34
Nov. 17	- / 5	vs. Florida	L	0-3	8-15, 8-15, 11-15	Stevens-16	Cowling-18	Cowling-31
Nov. 20	- / -	vs. Virginia %	W	3-0	15-7, 15-3, 15-4	Stevens-15	Ramos-14	Cowling-37
Nov. 21	- / -	at Maryland %	W	3-2	8-15, 15-8, 12-15, 15-10, 15-8	Ramos-19	McCall-23	Cowling-66
Nov. 22	- / -	vs. Duke %	L	2-3	9-15, 15-9, 15-11, 11-15, 11-15	Bosschaert-26	Ramos-29	Cowling-74
Dec. 2	- / 5	at Florida ^	L	0-3	9-15, 3-15, 10-15	Stevens-10	Ramos-12	Cowling-22

!-Gator Invitational (Gainesville, FL)
 @-Florida State Invitational (Tallahassee, FL)
 #-South Florida Tournament (Tampa, FL)
 \$-Notre Dame Classic (South Bend, IN)
 &-Hofstra Classic (Hampstead, NY)
 *-ACC match
 %-ACC Tournament (College Park, MD)
 ^-NCAA Tournament (Gainesville, FL)

1993

Head Coach:	Cecile Reynaud
Overall Record:	24-10
Home Record:	15-3
Away Record:	5-7
Neutral Record:	4-0
Atlantic Coast Conference Record:	9-5



SEASON-BY-SEASON RESULTS

Date	FS/Opp.	Opponent	Result	Scores	FSU High Kills	FSU High Digs	FSU High Assists	
Sept. 3	-/-	vs. Auburn !	W	3-0	15-6, 15-4, 15-3	Bosschaert-11	Ramos-15	McCall-32
Sept. 4	-/-	vs. South Florida !	W	3-2	13-15, 15-8, 15-10, 12-15, 15-10	Zinkil-18	Rard-21	McCall-74
Sept. 4	-/-	vs. Missouri State !	L	1-3	16-14, 0-15, 6-15, 7-15	Ramos-17	Ramos-15	McCall-30
Sept. 7	-/8	vs. Florida	W	3-2	15-0, 8-15, 4-15, 15-13, 15-13	Ramos-17	Rard-15	McCall-28
Sept. 10	-/-	at LSU @	W	3-0	15-12, 15-4, 10-15, 15-7	Ramos-19	Rard-18	McCall-36
Sept. 11	-/-	vs. Loyola Marymount @	W	3-1	15-12, 12-15, 15-2, 15-10	Zinkil-17	Rard-12	McCall-53
Sept. 11	-/-	vs. Southern Mississippi @	W	3-0	15-6, 15-3, 15-8	Ramos-16	Rard-9	McCall-18
Sept. 17	21/-	at Texas A&M	L	1-3	13-15, 13-15, 16-14, 11-15	Zinkil-20	Ramos-17	McCall-50
Sept. 18	21/-	at Houston	W	3-0	15-11, 15-9, 15-2	Rard/Ramos-15	Ramos-16	McCall-51
Sept. 19	21/-	at Rice	W	3-1	15-10, 15-9, 8-15, 15-10	Bosschaert-19	Rard-17	McCall-59
Sept. 24	23/-	vs. Clemson *	W	3-2	15-7, 16-14, 8-15, 12-15, 15-11	Bosschaert-22	Rard-25	McCall-49
Sept. 25	23/-	vs. Georgia Tech *	W	3-0	15-8, 15-6, 15-9	Zinkil-20	Rard-25	McCall-48
Sept. 27	23/-	vs. Jacksonville	W	3-1	15-7, 13-15, 15-7, 15-3	Bosschaert-19	Lotarski-11	McCall-32
Oct. 1	21/-	vs. NC State *	W	3-0	15-12, 15-8, 15-13	Rard-16	McCall-11	
Oct. 2	21/-	vs. NC State *	W	3-0	15-12, 15-8, 15-13	Rard-16	McCall-11	McCall-54
Oct. 3	21/-	vs. Arkansas State	W	3-0	15-3, 15-9, 15-2	Zinkil-13	Rard-14	McCall-42
Oct. 8	19/-	vs. Florida Atlantic	W	3-0	15-8, 15-6, 15-4	Bosschaert/Zinkil-9	Zinkil-5	McCall-30
Oct. 15	17/-	at Virginia *	W	3-0	15-9, 15-5, 15-10	Bosschaert-20	Ramos-13	McCall-52
Oct. 16	20/-	at Maryland *	L	0-3	13-15, 14-16, 14-16	Zinkil-12	Bosschaert-14	McCall-42
Oct. 22	20/-	vs. Duke *	L	1-3	13-15, 15-11, 9-15, 13-15	Ramos-22	Ciraco-21	McCall-52
Oct. 23	20/-	vs. North Carolina *	W	3-1	15-13, 8-15, 15-4, 15-12	Ramos-21	Ramos-24	McCall-39
Oct. 29	23/-	vs. Virginia *	W	3-0	15-6, 15-8, 15-12	Ramos-15	McCall-14	McCall-42
Oct. 30	23/-	vs. Maryland *	W	3-0	15-9, 15-12, 15-11	Bosschaert-17	Zinkil-11	McCall-41
Nov. 5	23/-	at Georgia Tech *	L	1-3	8-15, 10-15, 15-9, 12-15	Ramos-24	Ramos-16	McCall-50
Nov. 6	23/-	at Clemson *	L	0-3	4-15, 10-15, 4-15	Zinkil-8	Broussard-19	McCall-29
Nov. 9	-/-	at Florida	L	0-3	6-15, 11-15, 14-16	Rard-20	Ramos-12	McCall-28
Nov. 12	-/22	at Duke *	L	0-3	3-15, 12-15, 6-15	Ramos-9	Ramos-12	McCall-17
Nov. 13	-/-	at North Carolina *	W	3-1	15-10, 15-12, 13-15, 15-12	Ramos-20	Ramos-25	McCall-57
Nov. 16	-/-	vs. Troy	W	3-0	15-6, 15-5, 15-3	Broussard-11	Rard/Ramos-6	McCall-20
Nov. 19	-/-	vs. North Carolina #	W	3-0	15-13, 15-3, 15-7	Ramos-17	Rard-21	McCall-40
Nov. 20	-/-	vs. Clemson #	W	3-0	17-15, 15-12, 15-7	Ramos-23	Sorensen-29	McCall-58
Nov. 21	-/20	at Duke #	L	0-3	6-15, 6-15, 5-15	Ramos-19	Ramos-25	McCall-33
Dec. 1	-/-	vs. DePaul ^	W	3-1	15-8, 7-15, 15-10, 15-13	Ramos-26	Rard-31	McCall-60
Dec. 5	-/11	vs. Pacific ^	L	1-3	6-15, 17-15, 6-15, 9-15	Rard-28	Rard-21	McCall-66

!-FSU Classic (Tallahassee, FL)
 @-LSU Tournament (Baton Rouge, LA)
 *-ACC match
 #-ACC Tournament (Durham, NC)
 ^-NCAA Tournament (Tallahassee, FL)

1994

Head Coach:	Cecile Reynaud
Overall Record:	17-16
Home Record:	12-6
Away Record:	3-8
Neutral Record:	2-2
Atlantic Coast Conference Record:	7-7

Date	FS/Opp.	Opponent	Result	Scores	FSU High Kills	FSU High Digs	FSU High Assists	
Sept. 2	-/-	vs. Southern Illinois %	W	3-0	15-7, 15-4, 15-6	Johnson-12	Bosschaert-6	Diamond-26
Sept. 3	-/-	vs. Iowa %	L	0-3	8-15, 6-15, 11-15	Ramos-13	Ramos-13	Diamond-20
Sept. 3	-/-	vs. Southern Illinois %	W	3-1	9-15, 15-5, 15-10, 15-7	Bosschaert/Ramos-19	Ramos-14	McCarthy-34
Sept. 9	-/-	vs. LSU !	L	2-3	12-15, 15-12, 15-5, 13-15, 13-15			
Sept. 10	-/4	vs. Penn State !	L	0-3	4-15, 3-15, 10-15	Bosschaert/Ramos-9	Ramos-14	Diamond-18
Sept. 10	-/2	vs. UCLA !	L	0-3	4-15, 6-15, 4-15	Ramos-13	Ramos-13	McCarthy-29
Sept. 13	-/5	at Florida	L	0-3	8-15, 12-15, 2-15	Ramos-12	Ramos-13	McCarthy-22
Sept. 16	-/-	vs. DePaul @	W	3-2	15-11, 11-15, 14-16, 17-15, 15-4	Ramos-28	Ramos-17	Diamond-37
Sept. 17	-/-	vs. Fresno State @	L	1-3	15-7, 13-15, 9-15, 14-16	Bosschaert-23	Ramos-26	Diamond-61
Sept. 17	-/-	at Minnesota @	L	0-3	3-15, 6-15, 10-15	Bosschaert-9	Ramos-17	McCarthy-13
Sept. 23	-/19	at Duke *	L	0-3	4-15, 6-15, 10-15	Ramos-12	Bosschaert-9	McCarthy-29
Sept. 24	-/-	at North Carolina *	L	2-3	11-15, 15-8, 12-15, 15-12, 15-17	Bosschaert-31	Ramos-24	N/A
Sept. 30	-/-	vs. Clemson *	W	3-2	13-15, 15-5, 15-4, 10-15, 15-11	Ciraco-16	Ramos-18	McCarthy-43
Oct. 1	-/-	vs. Georgia Tech *	L	0-3	14-16, 7-15, 1-15	Ramos-14	McCarthy/Ramos-9	McCarthy-28
Oct. 7	-/-	at NC State *	W	3-1	14-16, 15-5, 15-13, 15-13	Ciraco-19	Diamond-24	McCarthy-63
Oct. 8	-/-	at NC State *	W	3-0	15-12, 15-11, 15-5	Ramos-13	Bosschaert-14	McCarthy-35
Oct. 14	-/-	vs. Florida Atlantic	W	3-0	15-7, 15-2, 15-7	Ramos-14	Ramos-12	McCarthy-39
Oct. 18	-/-	vs. Jacksonville	W	3-0	15-1, 15-3, 15-10	Ramos-15	Bosschaert/McCarthy-7	McCarthy-34
Oct. 21	-/-	at Maryland *	L	1-3	15-7, 13-15, 11-15, 7-15	Ramos-29	Diamond-20	McCarthy-56
Oct. 22	-/-	at Virginia *	W	3-0	15-6, 15-6, 15-9	Ramos-14	Bosschaert/Ramos-11	McCarthy-28



SEASON-BY-SEASON RESULTS

Oct. 24	- / 12	vs. Notre Dame	W	3-1	15-10, 8-15, 17-15, 15-12	Ramos-29	Ramos-22	McCarthy-64
Oct. 28	- / 18	vs. Duke *	L	0-3	4-15, 9-15, 7-15	Ramos-13	Ramos-20	McCarthy-27
Oct. 29	- / -	vs. North Carolina *	W	3-0	15-7, 15-13, 15-12	Ramos-15	Ramos-9	McCarthy-39
Oct. 31	- / 8	vs. Florida	W	3-0	15-9, 15-13, 15-12	Ramos-19	Ramos-18	McCarthy-21
Nov. 4	- / -	vs. Maryland *	W	3-1	15-10, 3-15, 16-14, 15-12	Bosschaert-19	Ramos-15	McCarthy-34
Nov. 5	- / -	vs. Virginia *	W	3-2	15-8, 15-12, 4-15, 14-16, 20-18	Bosschaert-30	Ramos-35	McCarthy-62
Nov. 11	- / -	at Clemson *	L	0-3	6-15, 3-15, 5-15	Ramos-17	Ramos-15	McCarthy-38
Nov. 12	- / -	at Georgia Tech *	L	0-3	14-16, 7-15, 1-15	Ramos-12	Ramos-7	McCarthy-22
Nov. 15	- / -	vs. UCF	W	3-1	15-5, 15-17, 15-13, 15-13	Bosschaert-22	Ramos-20	McCarthy-49
Nov. 18	- / -	vs. Maryland #	W	3-1	16-14, 15-6, 5-15, 15-12	Ramos-29	Bosschaert-16	McCarthy-52
Nov. 19	- / 21	vs. Duke #	L	0-3	8-15, 7-15, 8-15	Ramos-14	Bosschaert-14	McCarthy-32
Nov. 25	- / -	vs. South Florida \$	W	3-1	11-15, 16-14, 15-6, 15-7	Ramos-24	Ramos-14	McCarthy-57
Nov. 26	- / 17	at Georgia \$	L	1-3	8-15, 15-5, 6-15, 6-15	Ramos-29	Ramos-14	McCarthy-49

%-Florida State Invitational (Tallahassee, FL)
 I-Volleyball Monthly Invitational (Tallahassee, FL)
 @-Minnesota Tournament (Minneapolis, MN)
 *-ACC match
 #-ACC Tournament (Chapel Hill, NC)
 \$-Georgia Holiday Classic (Athens, Ga.)

1995

Head Coach:	Cecile Reynaud
Overall Record:	11-19
Home Record:	6-8
Away Record:	3-8
Neutral Record:	2-3
Atlantic Coast Conference Record:	3-11

Date	FS/Opp.	Opponent	Result	Scores	FSU High Kills	FSU High Digs	FSU High Assists	
Sept. 2	- / -	vs. Tennessee Tech !	W	3-1	15-5, 15-7, 7-15, 15-8	Broussard-14	Schneider-13	Diamond-46
Sept. 3	- / -	vs. Memphis !	W	3-0	15-10, 15-1, 15-10	Presberry-12	Presberry-14	Diamond-37
Sept. 3	- / -	at South Florida !	L	1-3	15-13, 8-15, 3-15, 5-15	Arnold/Broussard-11	Diamond-20	Diamond-37
Sept. 6	- / -	vs. Jacksonville	W	3-0	15-2, 15-4, 15-7	Johnson/Schneider-8	Presberry-13	Diamond-41
Sept. 8	- / -	at Rhode Island @	L	0-3	14-16, 3-15, 2-15	Broussard/Schneider-9	Rickertson-11	Diamond-25
Sept. 9	- / 13	vs. Washington @	L	0-3	1-15, 14-16, 5-15	Arnold-10	Arnold/Schneider-6	McCarthy-16
Sept. 9	- / -	vs. George Mason @	L	0-3	11-15, 7-15, 9-15	Schneider-12	Rickertson-13	McCarthy-23
Sept. 15	- / -	vs. College of Charleston	W	3-0	15-5, 15-8, 15-10	Schneider-17	Schneider-10	Diamond-38
Sept. 16	- / -	vs. Houston	L	1-3	13-15, 15-12, 9-15, 3-15	Broussard-12	Presberry-20	Diamond-35
Sept. 22	- / 22	at Georgia Tech *	L	1-3	4-15, 16-14, 6-15, 13-15	Schneider-16	Diamond-15	Diamond-42
Sept. 23	- / -	at Clemson *	L	1-3	3-15, 15-13, 7-15, 16-18	Johnson-21	Schneider-14	McCarthy-48
Sept. 29	- / -	at Duke *	L	0-3	1-15, 7-15, 12-15	Johnson-9	Schneider-10	McCarthy-15
Sept. 30	- / -	at NC State *	L	2-3	15-11, 5-15, 15-9, 11-15, 11-15	Presberry/Schneider-22	Diamond-21	Diamond-36
Oct. 6	- / 25	vs. Georgia Tech *	L	0-3	11-15, 14-16, 9-15	Schneider-11	Presberry-17	McCarthy-19
Oct. 7	- / -	vs. Clemson *	L	2-3	16-14, 1-15, 9-15, 15-9, 3-15	Schneider-27	Schneider-24	McCarthy-49
Oct. 10	- / 3	vs. Florida	L	1-3	15-12, 5-15, 10-15, 6-15	Schneider-15	Presberry-17	McCarthy-26
Oct. 13	- / -	vs. North Carolina *	W	3-2	8-15, 15-10, 15-11, 10-15, 17-15	Presberry-23	Diamond-18	McCarthy-59
Oct. 14	- / -	vs. North Carolina *	L	2-3	13-15, 15-13, 15-5, 5-15, 10-15	Presberry-20	Presberry-15	McCarthy-60
Oct. 17	- / -	at Jacksonville	W	3-1	15-8, 12-15, 15-9, 15-6	Schneider-16	Diamond-11	Diamond-41
Oct. 21	- / -	vs. New Orleans	W	3-0	15-11, 15-7, 15-3	Broussard-12	Schneider-8	McCarthy-34
Oct. 27	- / -	at Virginia *	W	3-1	13-15, 15-8, 15-10, 15-13	Presberry-30	Schneider-17	McCarthy-63
Oct. 28	- / -	at Maryland *	L	0-3	5-15, 5-15, 11-15	Diamond-9	McCarthy-8	McCarthy-16
Oct. 31	- / 3	at Florida	L	0-3	4-15, 3-15, 2-15	Presberry-8	Three tied with-6	McCarthy-14
Nov. 3	- / -	vs. NC State *	L	0-3	16-18, 12-15, 8-15	Johnson-16	Three tied with-8	Preocanin-46
Nov. 4	- / -	vs. Duke *	L	0-3	10-15, 5-15, 9-15	Hawks/Johnson-9	Arnold-10	McCarthy-26
Nov. 7	- / -	vs. South Alabama	W	3-0	15-11, 15-4, 15-8	Schneider-15	McCarthy-9	McCarthy-31
Nov. 10	- / -	vs. Virginia *	W	3-0	15-9, 15-11, 15-12	Presberry-13	Diamond-8	McCarthy-39
Nov. 11	- / -	vs. Maryland *	L	1-3	15-5, 13-15, 11-15, 7-15	Schneider-19	Schneider-21	McCarthy-48
Nov. 16	- / -	at Clemson #	W	3-2	15-8, 6-15, 6-15, 16-14, 15-13	Schneider-25	Schneider-22	McCarthy-70
Nov. 17	- / -	vs. Maryland #	L	0-3	9-15, 11-15, 3-15	Presberry-15	Presberry-13	McCarthy-33

I-South Florida Classic (Tampa, FL)
 @-Rhode Island Classic (Kingston, RI)
 *-ACC match
 #-ACC Tournament (Clemson, SC)



SEASON-BY-SEASON RESULTS

1996

Head Coach:	Cecile Reynaud
Overall Record:	12-19
Home Record:	9-6
Away Record:	3-9
Neutral Record:	0-4
Atlantic Coast Conference Record:	6-10

Date	FS/Opp.	Opponent	Result	Scores	FSU High Kills	FSU High Digs	FSU High Assists	
Aug. 30	-/-	vs. Florida Atlantic	W	3-0	15-5, 15-9, 15-7	Schneider-13	Presberry-14	Diamond-43
Aug. 31	-/-	vs. Florida Atlantic	W	3-0	15-1, 15-7, 15-3	Arnold-10	Presberry-9	Diamond-19
Sept. 6	-/-	vs. Southern Illinois !	L	2-3	11-15, 15-9, 15-11, 8-15, 10-15	Johnson-21	Presberry-18	Diamond-43
Sept. 7	-/-	vs. Miami (OH) !	L	0-3	13-15, 10-15, 14-16	Schneider-17	Presberry-9	McCarthy-45
Sept. 7	-/-	at Purdue	L	1-3	11-15, 15-6, 9-15, 4-15	Presberry/Schneider-13	McCarthy-39	Arnold-12
Sept. 10	-/-	vs. Jacksonville	W	3-1	13-15, 15-1, 15-6, 15-9	Schneider-26	McCarthy-17	McCarthy-51
Sept. 13	-/7	at Florida @	L	0-3	3-15, 11-15, 0-15	Schneider-10	McCarthy-12	McCarthy-28
Sept. 14	-/10	vs. UCLA @	L	0-3	2-15, 9-15, 13-15	Presberry-13	Arnold-9	Diamond-16
Sept. 14	-/-	vs. Ball State @	L	0-3	7-15, 8-15, 8-15	Presberry-8	Arnold-8	McCarthy-19
Sept. 21	-/-	at Maryland *	L	0-3	5-15, 4-15, 4-15	Presberry-12	Zulueta-10	Zulueta-20
Sept. 22	-/-	at Virginia *	L	1-3	15-13, 13-15, 9-15, 5-15	Presberry-17	Diamond-9	Zulueta-58
Sept. 27	-/-	vs. Clemson *	L	2-3	15-7, 15-8, 12-15, 10-15, 17-19	Presberry-17	Presberry-25	Zulueta-46
Sept. 29	-/-	vs. Georgia Tech *	L	1-3	11-15, 12-15, 15-11, 12-15	Presberry-25	Presberry-20	Zulueta-45
Oct. 1	-/-	at Auburn	L	0-3	3-15, 8-15, 12-15	Arnold-14	Diamond/Presberry-8	Diamond-24
Oct. 4	-/-	vs. Duke *	L	0-3	9-15, 10-15, 10-15	Presberry-17	Presberry-10	Diamond/Zulueta-18
Oct. 6	-/-	vs. Wake Forest *	W	3-1	10-15, 15-9, 15-6, 15-9	Presberry-22	Arnold/Presberry-13	Zulueta-43
Oct. 11	-/-	at Clemson	L	1-3	13-15, 16-14, 14-16, 5-15	Thornton-21	Schneider-24	Zulueta-65
Oct. 13	-/-	at Georgia Tech *	L	1-3	4-15, 15-9, 6-15, 6-15	Presberry/Schneider-14	Minko-10	Zulueta-44
Oct. 18	-/-	at North Carolina *	W	3-1	15-11, 16-14, 6-15, 15-8	Schneider-20	Presberry-16	Zulueta-51
Oct. 19	-/-	at NC State *	W	3-2	9-15, 7-15, 15-10, 15-10, 15-12	Presberry-26	Zulueta-24	Zulueta-70
Oct. 25	-/-	vs. North Carolina *	W	3-2	10-15, 15-8, 9-15, 15-7, 15-10	Thornton-23	Arnold/Zulueta-14	Zulueta-51
Oct. 27	-/-	vs. NC State *	W	3-1	15-11, 8-15, 15-13, 15-6	Schneider-31	Schneider-22	Zulueta-47
Oct. 29	-/-	vs. Jacksonville	W	3-0	15-3, 16-14, 15-2	Arnold-14	Dipert-6	Zulueta-25
Nov. 1	-/-	at Wake Forest *	W	3-0	15-12, 15-8, 15-7	Three tied with-12	Schneider-14	Zulueta-41
Nov. 3	-/-	at Duke *	L	1-3	15-13, 13-15, 5-15, 11-15	Presberry-25	Presberry-20	Zulueta-58
Nov. 8	-/-	vs. Virginia *	L	1-3	15-7, 11-15, 5-15, 10-15	Presberry-21	Arnold/Presberry-17	Zulueta-40
Nov. 10	-/24	vs. Maryland *	L	1-3	3-15, 12-15, 16-14, 13-15	Thornton-20	Schneider-25	Zulueta-47
Nov. 12	-/1	vs. Florida	L	0-3	11-15, 11-15, 8-15	Presberry-25	Arnold-10	McCarthy-30
Nov. 16	-/-	vs. Georgia	W	3-2	3-15, 2-15, 16-14, 15-12, 16-14	Schneider-20	Arnold/Schneider-14	McCarthy-48
Nov. 17	-/-	vs. Troy	W	3-0	15-1, 15-9, 15-6	Schneider-14	Presberry-9	McCarthy-32
Nov. 22	-/-	at Georgia Tech #	L	0-3	8-15, 12-15, 8-15	Thornton-12	Presberry-12	McCarthy-26

!-Purdue Tournament (West Lafayette, IN)

@-Florida Classic (Gainesville, FL)

*-ACC match

#-ACC Tournament (Atlanta, Ga.)

1997

Head Coach:	Cecile Reynaud
Overall Record:	25-9
Home Record:	13-3
Away Record:	7-4
Neutral Record:	5-2
Atlantic Coast Conference Record:	11-5

Date	FS/Opp.	Opponent	Result	Scores	FSU High Kills	FSU High Digs	FSU High Assists	
Aug. 29	-/-	vs. Boston College !	W	3-0	15-7, 15-4, 15-11	Presberry-12	Presberry-6	Bolten-26
Aug. 30	-/-	vs. Mississippi State !	W	3-0	15-5, 15-12, 15-8	Thornton-13	Bolten/Minko-10	Bolten-42
Aug. 30	-/-	vs. Purdue !	W	3-0	15-13, 15-7, 15-4	Presberry-11	Presberry-10	Bolten-32
Sept. 5	-/-	at Michigan @	W	3-1	7-15, 15-5, 15-6, 15-12	Presberry/Thornton-15	Schneider-18	Bolten-46
Sept. 6	-/-	vs. Montana @	W	3-0	15-8, 15-3, 15-8	Schneider-11	Bolten-9	Bolten-35
Sept. 6	-/-	vs. Eastern Michigan @	W	3-0	15-13, 15-10, 15-5	Schneider/Thornton-11	Presberry-22	Bolten-49
Sept. 10	-/-	vs. Georgia Southern	W	3-0	15-5, 15-0, 15-3	Presberry-10	Minko-6	Bolten-15
Sept. 12	-/-	vs. Florida Atlantic	W	3-0	15-3, 15-3, 15-7	Presberry/Thornton-11	Bolten-13	Bolten-31
Sept. 13	-/-	vs. Georgia State	W	3-0	15-11, 15-4, 15-6	Thornton-14	Bolten/Presberry-11	Bolten-41
Sept. 19	-/-	vs. Florida International #	W	3-0	15-9, 15-5, 15-4	Hawks-9	Bolten-9	Bolten-29
Sept. 19	-/-	at Florida Atlantic #	W	3-0	15-3, 15-7, 15-6	Presberry-13	Bolten-10	Bolten-44
Sept. 20	-/-	vs. Mercer #	W	3-0	15-9, 15-7, 15-7	Presberry-15	Three tied with-6	Bolten-40
Sept. 24	-/3	vs. Florida	L	0-3	11-15, 11-15, 10-15	Schneider-14	Bolten/Hemlepp-11	Bolten-40
Sept. 26	-/-	at North Carolina *	L	0-3	13-15, 6-15, 6-15	Presberry-15	Presberry-13	Bolten-36
Sept. 27	-/-	at NC State *	W	3-0	15-5, 15-8, 15-3	Schneider/Thornton-15	Hemlepp-11	Bolten-46
Oct. 3	-/-	vs. Clemson *	W	3-1	15-13, 14-16, 15-4, 15-13	Thornton-19	Minko-15	Bolten-62



SEASON-BY-SEASON RESULTS

Oct. 5	-/-	vs. Georgia Tech *	W	3-1	15-12, 15-9, 9-15, 16-14	Hemlepp-13	Schneider-21	Zulueta-39
Oct. 10	-/-	at Virginia *	W	3-1	15-8, 6-15, 15-6, 15-9	Hawks-17	Schneider-13	Zulueta-57
Oct. 12	-/18	at Maryland *	L	1-3	15-8, 8-15, 7-15, 12-15	Thornton-13	Zulueta-15	Zulueta-38
Oct. 16	-/-	vs. South Alabama	W	3-0	15-4, 15-3, 15-7	Thornton-12	Zulueta-8	Zulueta-34
Oct. 17	-/-	vs. Duke *	L	1-3	7-15, 15-8, 13-15, 11-15	Thornton-28	Schneider-21	Zulueta-60
Oct. 19	-/-	vs. Wake Forest *	W	3-1	11-15, 15-12, 15-6, 15-4	Schneider-18	Schneider-11	Zulueta-57
Oct. 25	-/-	at Georgia Tech *	L	1-3	13-15, 15-8, 9-15, 7-15	Schneider-19	Schneider-21	Bolten-48
Oct. 26	-/-	at Clemson *	W	3-1	5-15, 15-6, 15-5, 20-18	Schneider-18	Schneider-22	Bolten-65
Oct. 31	-/-	vs. North Carolina *	W	3-1	15-12, 9-15, 15-10, 15-13	Schneider/Werrick-20	Schneider-21	Bolten-75
Nov. 1	-/-	vs. NC State *	W	3-1	15-3, 10-15, 15-12, 15-6	Werrick-17	Schneider-22	Bolten-50
Nov. 4	-/4	at Florida	L	0-3	7-15, 5-15, 1-15	Schneider-9	Schneider-8	Bolten-25
Nov. 7	-/16	vs. Maryland *	L	1-3	13-15, 9-15, 15-10, 8-15	Werrick-15	Schneider-20	Bolten-48
Nov. 8	-/-	vs. Virginia *	W	3-0	15-5, 15-6, 15-6	Werrick-13	Werrick-14	Bolten-39
Nov. 15	-/-	at Wake Forest *	W	3-0	15-3, 15-10, 15-2	Schneider-11	Schneider-11	Bolten-35
Nov. 16	-/-	at Duke *	W	3-2	13-15, 15-7, 15-7, 14-16, 15-10	Hawks-21	Werrick-18	Bolten-64
Nov. 21	-/-	vs. Virginia \$	W	3-2	15-9, 9-15, 17-15, 13-15, 15-8	Hawks/Schneider-22	Bolten-24	Bolten-81
Nov. 22	-/-	vs. Georgia Tech \$	L	1-3	14-16, 10-15, 15-5, 6-15	Schneider-14	Werrick-15	Bolten-39
Dec. 5	-/-	vs. South Florida ^	L	2-3	15-8, 4-15, 13-15, 15-7, 9-15	Thornton-17	Werrick-22	Bolten-52

!-Florida State Classic (Tallahassee, FL)
 @-Allsport Volleyball Classic (Ann Arbor, MI)
 #-Florida Atlantic Tournament (Boca Raton, FL)
 *-ACC match
 \$-ACC Tournament (Raleigh, NC)
 ^-NCAA Tournament (Gainesville, FL)

1998

Head Coach:	Cecile Reynaud
Overall Record:	24-12
Home Record:	14-1
Away Record:	5-7
Neutral Record:	5-4
Atlantic Coast Conference Record:	11-5

Date	FS/Opp.	Opponent	Result	Scores	FSU High Kills	FSU High Digs	FSU High Assists
Sept. 4	24 / -	vs. Southeastern Louisiana !	W	3-0	15-7, 15-11, 15-5	Thornton-14	Bolten-9
Sept. 5	24 / -	vs. Florida International !	W	3-0	15-10, 15-9, 15-5	Schneider-13	Werrick-8
Sept. 5	24 / -	vs. Northern Iowa !	W	3-2	15-11, 15-5, 8-15, 12-15, 15-12	Thornton-20	Werrick-20
Sept. 8	22 / -	vs. UCF !	W	3-0	15-6, 15-9, 15-6	Thornton-21	Hemlepp/Werrick-7
Sept. 11	22 / -	at South Florida @	W	3-0	15-11, 15-7, 15-6	Werrick-16	Bolten-47
Sept. 12	22 / -	vs. California @	W	3-0	16-14, 15-8, 15-10	Werrick-18	Schneider-12
Sept. 12	22 / -	vs. Utah State @	W	3-1	6-15, 15-4, 16-14, 15-12	Werrick-19	Bolten-12
Sept. 18	19 / 4	at UC-Santa Barbara #	L	1-3	13-15, 17-19, 10-15	Werrick-17	Schneider-18
Sept. 18	19 / 2	vs. Long Beach State #	L	0-3	7-15, 5-15, 4-15	Presberry-9	Bolten-9
Sept. 19	19 / -	vs. Pepperdine #	L	1-3	13-15, 8-15, 15-8, 15-11, 11-15	Schneider-22	Schneider-11
Sept. 19	19 / -	vs. Santa Clara #	L	3-0	15-2, 15-9, 17-15	Thornton-20	Schneider-11
Sept. 23	21 / 9	at Florida	L	1-3	15-5, 8-15, 11-15, 10-15		
Sept. 26	21 / -	at Clemson *	L	2-3	5-15, 13-15, 15-6, 17-15, 13-15	Werrick-25	Werrick-21
Sept. 27	21 / -	at Georgia Tech *	L	1-3	12-15, 8-15, 15-8, 5-15	Schneider-22	Schneider-21
Sept. 30	-/-	vs. Jacksonville	W	3-0	15-4, 15-5, 15-8	Schneider-10	Werrick-11
Oct. 2	-/-	vs. Wake Forest *	W	3-2	7-15, 15-12, 3-15, 15-11, 15-7	Schneider-22	Presberry-15
Oct. 3	-/-	vs. Duke *	W	3-0	15-8, 15-7, 15-9	Presberry-16	Presberry-13
Oct. 9	-/-	at North Carolina *	L	1-3	15-6, 7-15, 11-15, 8-15	Thornton-16	Bolten-15
Oct. 10	-/-	at NC State *	W	3-0	15-5, 15-13, 15-13	Thornton-19	Werrick-11
Oct. 12	-/-	vs. Florida A&M	W	3-0	15-2, 15-6, 15-1	Thornton-14	Schneider-7
Oct. 16	-/-	vs. Virginia *	W	3-0	15-1, 15-12, 15-5	Werrick-12	Bolten-10
Oct. 18	-/-	vs. Maryland *	W	3-0	15-12, 15-2, 15-10	Schneider-15	Rickertsen-10
Oct. 23	-/-	at Duke *	W	3-0	15-13, 15-12, 15-4	Thornton/Werrick-16	Schneider-14
Oct. 24	-/-	at Wake Forest *	W	3-0	15-11, 15-10, 15-6	Thornton-15	Schneider-15
Oct. 30	-/-	vs. Georgia Tech *	W	3-0	15-6, 16-14, 15-11	Presberry-15	Schneider/Werrick-10
Nov. 1	-/-	vs. Clemson *	W	3-1	15-9, 15-5, 11-15, 15-11	Presberry-24	Rickertsen-22
Nov. 3	-/-	vs. Florida	L	0-3	7-15, 12-15, 15-17	Presberry-20	Dipert-10
Nov. 6	-/-	vs. NC State *	W	3-0	15-5, 15-4, 15-10	Schneider-15	Rickertsen-7
Nov. 8	-/-	vs. North Carolina *	W	3-2	15-0, 12-15, 8-15, 15-6, 15-13	Schneider-22	Schneider-19
Nov. 10	-/-	at Jacksonville	W	3-1	15-6, 13-15, 15-3, 15-8	Schneider/Presberry-16	Rickertsen-18
Nov. 13	-/-	at Maryland *	L	2-3	12-15, 15-9, 15-5, 13-15, 14-16	Schneider-15	Presberry-14
Nov. 14	-/-	at Virginia *	L	2-3	7-15, 15-2, 11-15, 1-15, 19-21	Werrick-19	Rickertsen/Schneider-14
Nov. 20	-/-	vs. Wake Forest \$	W	3-0	15-6, 15-11, 15-11	Werrick-13	Schneider-16
Nov. 21	-/-	vs. Virginia \$	W	3-0	15-10, 15-12, 15-9	Schneider-18	Presberry/Werrick-19
Nov. 22	-/-	vs. North Carolina \$	W	3-0	15-8, 15-1, 15-10	Schneider-15	Schneider-19
Dec. 4	-/-	vs. Northern Illinois ^	L	1-3	15-10, 11-15, 10-15, 12-15	Crews/Schneider-16	Werrick-12



SEASON-BY-SEASON RESULTS

I-Florida State Classic (Tallahassee, FL)
 @-South Florida Tournament (Tampa, FL)
 #-Santa Barbara Tournament (Santa Barbara, CA)
 *-ACC match
 \$-ACC Tournament (College Park, MD)
 ^-NCAA Tournament (Louisville, KY)

1999

Head Coach: Cecile Reynaud
Overall Record: 8-23
Home Record: 6-12
Away Record: 2-9
Neutral Record: 0-2
Atlantic Coast Conference Record: 2-14

Date	FS/Opp.	Opponent	Result	Scores	FSU High Kills	FSU High Digs	FSU High Assists	
Sept. 1	-/-	vs. Auburn	W	3-2	7-15, 17-15, 15-11, 6-15, 15-12	Thornton-19	Hibbard-17	Hibbard-46
Sept. 3	-/-	vs. South Carolina !	L	0-3	11-15, 8-15, 4-15	Bunch-13	Three tied with-4	Hibbard-27
Sept. 4	-/-	vs. Florida International !	W	3-0	15-3, 15-8, 15-13	Werrick-19	Werrick-5	Hibbard-21
Sept. 4	-/-	vs. Indiana !	L	0-3	6-15, 14-16, 4-15	Bunch-8	Werrick-9	Hibbard-17
Sept. 10	-/-	vs. Texas-Arlington @	L	1-3	15-10, 7-15, 13-15, 16-18	Werrick-27	Werrick-17	Hibbard-76
Sept. 11	-/-	vs. Santa Clara @	L	0-3	8-15, 4-15, 10-15	Werrick-14	Bunch-9	Hibbard-27
Sept. 11	-/-	at Northern Illinois @	W	3-0	15-3, 15-11, 15-9	Bunch-13	Hibbard/Werrick-10	Hibbard-41
Sept. 15	-/9	vs. UC-Santa Barbara	L	0-3	3-15, 5-15, 6-15	Werrick-10	Hibbard-7	Hibbard-26
Sept. 17	-/-	vs. Florida Atlantic	W	3-0	15-11, 16-14, 15-13	Campbell-13	Werrick-10	Hibbard-37
Sept. 18	-/-	vs. Liberty	W	3-2	15-12, 13-15, 15-9, 14-16, 15-7	Thornton-22	Hibbard-22	Hibbard-64
Sept. 24	-/-	at Duke *	L	1-3	8-15, 11-15, 15-9, 8-15	Campbell-17	Ruiz-Azevedo-15	Hibbard-44
Sept. 25	-/-	at Wake Forest *	L	0-3	5-15, 18-20, 11-15	Thornton-14	Ruiz-Azevedo-15	Hibbard-39
Sept. 28	-/4	vs. Florida	L	0-3	5-15, 4-15, 9-15			
Oct. 1	-/-	vs. Maryland *	L	1-3	6-15, 15-13, 8-15, 11-15	Thornton-23	Hibbard-13	Hibbard-50
Oct. 3	-/-	vs. Virginia *	L	2-3	15-9, 15-11, 14-16, 12-15, 10-15	Campbell-20	Werrick-18	Hibbard-65
Oct. 8	-/13	at Clemson *	L	0-3	2-15, 5-15, 7-15	Werrick-13	Dipert/Hibbard-7	Hibbard-27
Oct. 9	-/-	at Georgia Tech *	L	0-3	7-15, 14-16, 7-15	Werrick-13	Three tied with-8	Hibbard-33
Oct. 11	-/-	vs. Florida A&M	W	3-0	15-12, 15-8, 15-9	Werrick-22	Werrick-8	Hibbard-48
Oct. 15	-/-	vs. North Carolina *	L	0-3	15-8, 15-8, 15-8	Werrick-9	Werrick-9	Werrick-21
Oct. 17	-/-	vs. NC State *	W	3-1	15-12, 16-14, 13-15, 15-0	Hibbard/Werrick-14	Werrick-16	Hibbard-46
Oct. 19	-/-	at Jacksonville	W	3-0	15-12, 15-2, 15-9	Thornton-16	Hibbard-12	Hibbard-35
Oct. 22	-/-	at Virginia *	L	0-3	8-15, 13-15, 5-15	Werrick-14	Hibbard/Werrick-9	Hibbard-38
Oct. 23	-/-	at Maryland *	L	0-3	9-15, 13-15, 3-15	Werrick-11	Werrick-15	Hibbard-30
Oct. 29	-/-	vs. Duke *	L	1-3	3-15, 15-7, 13-15, 11-15	Werrick-25	Werrick-20	Visser-50
Oct. 31	-/-	vs. Wake Forest *	L	0-3	11-15, 10-15, 6-15	Campbell-10	Dipert-9	Werrick-27
Nov. 5	-/13	vs. Clemson *	L	1-3	15-11, 3-15, 8-15, 4-15	Campbell-13	Bunch/Dipert-14	Hibbard-27
Nov. 7	-/-	vs. Georgia Tech *	L	1-3	15-10, 5-15, 15-12, 15-2	Campbell-14	Hibbard-7	Hibbard-27
Nov. 9	-/4	at Florida	L	0-3	3-15, 5-15, 4-15	Thornton-12	Three tied with-4	Hibbard-28
Nov. 12	-/25	at North Carolina *	L	0-3	6-15, 5-15, 13-15	Campbell-13	Sevillano-4	Hibbard-28
Nov. 13	-/-	at NC State *	L	1-3	11-15, 15-12, 10-15, 8-15	Campbell-18	Hibbard-15	Hibbard-61
Nov. 19	-/16	vs. Clemson \$	L	0-3	4-15, 5-15, 8-15	Campbell-13	Bunch-8	Hibbard-32

I-Florida State Classic (Tallahassee, FL)
 @-Northern Illinois Invitational (Delkalb, IL)
 *-ACC match
 \$-ACC Tournament (Orlando, FL)

2000

Head Coach: Cecile Reynaud
Overall Record: 21-11
Home Record: 15-5
Away Record: 4-5
Neutral Record: 2-1
Atlantic Coast Conference Record: 9-7

Date	FS/Opp.	Opponent	Result	Scores	FSU High Kills	FSU High Digs	FSU High Assists	
Sept. 1	-/-	vs. Southern Mississippi !	W	3-0	15-11, 15-2, 15-12	Sevillano-16	Pele/Werrick-8	Anderson-35
Sept. 1	-/-	vs. Florida Atlantic !	W	3-0	15-7, 15-1, 15-12	Campbell/Werrick-9	Werrick-12	Anderson-26
Sept. 2	-/-	vs. Charleston Southern !	W	3-0	15-8, 15-4, 15-4	Campbell-12	Pele-14	Anderson-37
Sept. 2	-/-	vs. Illinois !	W	3-0	15-11, 15-6, 15-6	Sevillano-19	Sevillano-10	Anderson-45
Sept. 5	-/-	vs. Alabama	W	3-2	6-15, 16-14, 15-5, 15-12, 15-13	Sevillano-21	Werrick-12	Anderson-50
Sept. 8	-/-	vs. Southeast Missouri State @	W	3-0	15-13, 15-11, 15-5	Three tied with-12	Sevillano-16	Anderson-51
Sept. 9	-/-	vs. UTEP @	W	3-2	15-11, 10-15, 13-15, 15-12, 15-13	Campbell-19	Frye-18	Anderson-58



SEASON-BY-SEASON RESULTS

Sept. 9	-/-	at Ball State @	L	1-3	8-15, 15-13, 11-15, 7-15	Sevillano-21	Frye-16	Anderson-76
Sept. 13	-/-	vs. Jacksonville	W	3-0	15-3, 15-6, 15-8	Campbell-16	Werrick-8	Hibbard-33
Sept. 15	-/-	vs. Samford #	W	3-0	15-2, 15-4, 15-4	Campbell-12	Azevedo/Bunch-4	Hibbard-21
Sept. 15	-/25	vs. Notre Dame #	L	1-3	10-15, 8-15, 15-8, 15-2	Campbell-17	Sevillano-9	Anderson-56
Sept. 16	-/-	vs. Florida A&M #	W	3-0	15-5, 15-6, 15-1	Frye-12	Hibbard-10	Hibbard-33
Sept. 19	-/-	vs. UCF	W	3-1	15-7, 14-16, 15-3, 15-7	Sevillano-18	Sevillano-12	Hibbard-53
Sept. 22	-/-	at Maryland *	L	2-3	15-6, 6-15, 13-15, 15-12, 13-15	Campbell-21	Sevillano-11	Hibbard-53
Sept. 23	-/-	at Virginia *	L	1-3	9-15, 16-14, 8-15, 6-15	Werrick-17	Werrick-18	Hibbard-55
Sept. 26	-/12	vs. Florida	L	1-3	8-15, 8-15, 16-14, 5-15	Campbell-12	Hibbard-9	Hibbard-38
Sept. 29	-/-	vs. NC State *	W	3-1	15-7, 9-15, 15-7, 15-10	Campbell-20	Sevillano-13	Hibbard-41
Oct. 1	-/-	vs. North Carolina *	L	2-3	9-15, 15-2, 15-6, 9-15, 13-15	Sevillano/Werrick-17	Werrick-17	Hibbard-56
Oct. 6	-/-	at Wake Forest *	W	3-0	15-12, 15-8, 16-14	Werrick-16	Azevedo-15	Hibbard-46
Oct. 7	-/-	at Duke *	L	2-3	19-17, 4-15, 8-15, 15-7, 8-15	Campbell-23	Sevillano-15	Hibbard-58
Oct. 11	-/-	vs. Florida A&M	W	3-0	15-5, 15-5, 15-1	Campbell-10	Frye/Pele-4	Hibbard-27
Oct. 13	-/-	vs. Georgia Tech *	L	2-3	15-9, 15-13, 6-15, 9-15, 10-15	Campbell-18	Werrick-10	Anderson-55
Oct. 15	-/-	vs. Clemson *	W	3-1	15-13, 15-6, 13-15, 15-8	Campbell-15	Hibbard-11	Hibbard-38
Oct. 20	-/-	at North Carolina *	L	1-3	10-15, 15-11, 10-15, 8-15	Werrick-15	Werrick-9	Anderson-42
Oct. 21	-/-	at NC State *	W	3-0	15-11, 15-10, 15-8	Werrick-17	Werrick-15	Hibbard-54
Oct. 27	-/-	vs. Virginia *	W	3-2	15-4, 13-15, 16-14, 7-15, 15-13	Bunch-23	Werrick-20	Anderson-35
Oct. 29	-/-	vs. Maryland *	W	3-0	15-10, 15-12, 15-3	Werrick-15	Werrick-13	Anderson-47
Nov. 3	-/-	vs. Wake Forest *	W	3-2	15-8, 1-15, 8-15, 15-7, 18-16	Campbell/Werrick-14	Anderson-20	Anderson-50
Nov. 5	-/-	vs. Duke *	L	1-3	15-6, 8-15, 11-15, 14-16			
Nov. 10	-/-	at Georgia Tech *	W	3-1	15-11, 15-5, 9-15, 15-10	Campbell-22	Three tied with-15	Anderson-64
Nov. 11	-/-	at Clemson *	W	3-1	15-4, 6-15, 15-6, 15-9	Bunch-16	Werrick-22	Anderson-42
Nov. 16	-/-	vs. Duke \$	L	1-3	14-16, 10-15, 15-4, 10-15	Campbell-16	Werrick-25	Anderson-49

!-Florida State Classic (Tallahassee, FL)

@-Ball State Tournament (Muncie, IN)

#-Lady Seminole Classic (Tallahassee, FL)

*-ACC match

\$-ACC Tournament (Winston-Salem, NC)

2001

Head Coach:	Cecile Reynaud
Overall Record:	17-12
Home Record:	9-3
Away Record:	5-6
Neutral Record:	3-3
Atlantic Coast Conference Record:	10-6

Date	FS/Opp.	Opponent	Result	Scores	FSU High Kills	FSU High Digs	FSU High Assists
Aug. 31	-/-	vs. Fresno State !	W	3-2	32-30, 37-35, 31-33, 30-32, 18-16	Sevillano-17	Anderson-66
Sept. 1	-/-	vs. Northern Arizona !	L	2-3	22-30, 30-17, 30-20, 29-31, 13-15	Campbell-18	Anderson-46
Sept. 1	-/17	at Pepperdine !	L	0-3	21-30, 24-30, 29-31	Campbell/Sevillano-13	Anderson-32
Sept. 7	-/18	at Texas A&M @	L	0-3	25-30, 18-30, 19-30	Campbell-15	Anderson-34
Sept. 8	-/25	vs. Texas @	L	1-3	20-30, 34-32, 29-31, 21-30	Sevillano-19	Anderson-48
Sept. 18	-/-	vs. South Florida	L	1-3	29-31, 30-28, 24-30, 24-30	Campbell-21	Anderson-53
Sept. 21	-/-	at Clemson *	W	3-1	30-23, 30-32, 30-26, 30-23	Campbell-20	Anderson-65
Sept. 22	-/-	at Georgia Tech *	L	0-3	25-30, 26-30, 24-30	Campbell-13	Anderson-43
Sept. 28	-/-	vs. Maryland *	L	2-3	30-24, 28-30, 30-22, 24-30, 13-15	Campbell-22	Anderson-60
Sept. 30	-/-	vs. Virginia *	W	3-0	30-21, 30-26, 30-15	Four tied with-12	Anderson-45
Oct. 2	-/-	vs. Miami	W	3-0	30-16, 30-16, 30-21	Campbell-14	Anderson-42
Oct. 5	-/-	at North Carolina *	L	2-3	22-30, 28-30, 30-20, 34-32, 13-15	Campbell-17	Anderson-55
Oct. 6	-/-	at NC State *	W	3-1	28-30, 30-13, 30-16, 30-14	Bunch-16	Anderson-45
Oct. 9	-/-	vs. Florida A&M	W	3-1	30-19, 31-33, 30-19, 32-30	Sevillano-18	Anderson-49
Oct. 12	-/-	vs. Duke *	L	0-3	25-30, 23-30, 24-30	Campbell/Frye-7	Anderson-29
Oct. 14	-/-	vs. Wake Forest *	W	3-0	31-29, 30-22, 30-25	Sevillano-15	Anderson-43
Oct. 19	-/-	at Virginia *	W	3-1	26-30, 30-20, 30-26, 30-21	Campbell-18	Anderson-50
Oct. 20	-/-	at Maryland *	W	3-2	30-28, 29-31, 30-27, 25-30, 15-9	Campbell-29	Anderson-63
Oct. 23	-/-	at Jacksonville	W	3-0	30-17, 30-21, 30-19	Campbell-20	Anderson-43
Oct. 26	-/-	vs. Clemson *	W	3-0	30-28, 30-23, 30-14	Bunch-16	Anderson-42
Oct. 28	-/-	vs. Georgia Tech *	W	3-2	25-30, 21-30, 30-24, 30-26, 15-12	Campbell-22	Anderson-43
Nov. 2	-/-	at Duke *	L	1-3	27-30, 28-30, 30-20, 28-30	Campbell-19	Anderson-54
Nov. 3	-/-	at Wake Forest *	L	2-3	30-21, 30-26, 28-30, 27-30, 8-15	Campbell-20	Anderson-55
Nov. 6	-/-	vs. UCF	W	3-1	30-16, 27-30, 30-17, 30-22	Campbell-17	Anderson-47
Nov. 9	-/-	vs. North Carolina *	W	3-0	30-20, 30-28, 30-24	Campbell-17	Anderson-43
Nov. 11	-/-	vs. NC State *	W	3-0	30-16, 30-15, 30-25	Bunch-20	Anderson-45
Nov. 15	-/-	vs. Wake Forest \$	W	3-0	30-23, 30-26, 30-27	Campbell-17	Anderson-46
Nov. 17	-/-	vs. Duke \$	W	3-1	32-30, 30-21, 13-30, 30-20	Campbell-19	Anderson-57
Nov. 18	-/-	vs. North Carolina \$	L	1-3	20-30, 27-30, 30-28, 23-30	Campbell-18	Anderson-55

!-Pepperdine Tournament (Malibu, CA)



SEASON-BY-SEASON RESULTS

@-Texas AGM Tournament (College Station, TX)
*-ACC match
\$-ACC Tournament (Tallahassee, FL)

2002

Head Coach: Todd Kress
Overall Record: 21-13
Home Record: 12-2
Away Record: 5-8
Neutral Record: 4-3
Atlantic Coast Conference Record: 10-6

Date	FS/Opp.	Opponent	Result	Scores	FSU High Kills	FSU High Digs	FSU High Assists	
Aug. 30	-/-	at Illinois State †	L	0-3	27-30, 30-32, 24-30	Frye-12	Rust-9	Anderson-39
Aug. 31	-/-	vs. Alabama †	L	1-3	26-30, 30-27, 30-19, 30-28	Frye-12	Orlowski-9	Anderson-31
Aug. 31	-/-	vs. Marshall †	W	3-0	32-30, 30-23, 30-21	Sevillano-12	Bunch/Orlowski-8	Anderson-39
Sept. 4	-/-	vs. Jacksonville	W	3-0	30-21, 30-19, 30-23	Bunch-11	Anderson-7	Anderson-34
Sept. 10	-/-	vs. Oregon	W	3-0	30-23, 30-28, 30-28	Frye-17	Anderson/Bunch-6	Anderson-46
Sept. 13	-/-	vs. Miami @	L	2-3	30-28, 30-25, 29-31, 30-32, 10-15	Sevillano-28	Orlowski-18	Anderson-67
Sept. 13	-/-	at Florida International @	W	3-2	30-18, 30-26, 32-34, 28-30, 15-13	Sevillano-15	Orlowski-12	Anderson-52
Sept. 14	-/-	vs. IUPUI @	W	3-0	30-20, 30-23, 30-18	Three tied with-9	Orlowski-15	Anderson-40
Sept. 20	-/-	vs. Louisiana-Lafayette #	W	3-2	30-27, 20-30, 21-30, 30-26, 15-13	Sevillano-17	Three tied with-8	Anderson-53
Sept. 20	-/-	vs. LSU #	W	3-2	22-30, 30-24, 30-24, 27-30, 15-13	Frye-21	Orlowski-11	Anderson-71
Sept. 21	-/-	vs. Brown #	W	3-0	30-25, 30-25, 30-19	Sevillano-14	Orlowski-9	Anderson-43
Sept. 24	-/3	at Florida	L	1-3	30-25, 24-30, 18-30, 26-30	Bunch/Frye-16	Frye-12	Anderson-52
Sept. 27	-/-	vs. Wake Forest *	W	3-1	30-20, 28-30, 30-23, 30-18	Frye-20	Anderson-10	Anderson-56
Sept. 28	-/-	vs. Duke *	W	3-1	19-30, 31-29, 30-25, 30-19	Frye-19	Frye-12	Anderson-52
Oct. 5	-/-	at Clemson *	L	2-3	23-30, 30-28, 28-30, 30-25, 15-17	Frye-20	Sevillano-13	Anderson-71
Oct. 6	-/23	at Georgia Tech *	L	2-3	23-30, 18-30, 31-29, 32-30, 12-15	Frye-22	Pele-12	Anderson-58
Oct. 11	-/-	vs. Virginia *	W	3-1	30-23, 23-30, 30-16, 30-27	Bunch-19	Pele-14	Anderson-52
Oct. 12	-/-	vs. Maryland *	W	3-2	29-31, 30-27, 30-27, 25-30, 16-14	Bunch-19	Sevillano/Pele-15	Anderson-64
Oct. 16	-/-	vs. Florida AGM	W	3-0	30-25, 30-22, 30-22	Frye-14	Frye-9	Anderson-39
Oct. 19	-/-	at Duke *	L	0-3	23-30, 20-30, 28-30	Frye-14	Frye-14	Anderson-40
Oct. 20	-/-	at Wake Forest *	W	3-1	32-34, 30-18, 30-25, 30-26	Frye-16	Pele-17	Anderson-62
Oct. 25	-/-	vs. NC State *	W	3-0	30-19, 30-20, 30-21	Carr-12	Anderson/Frye-6	Anderson-39
Oct. 27	-/11	vs. North Carolina *	W	3-2	26-30, 26-30, 30-27, 30-22	Carr/Sevillano-17	Frye/Omar-12	Anderson-64
Oct. 29	-/-	at South Florida	L	2-3	30-23, 28-30, 28-30, 30-27, 4-15	Frye-20	Frye/Pele-15	Anderson-59
Nov. 2	-/-	at Maryland *	W	3-1	30-25, 20-30, 30-23, 30-27	Frye-16	Sevillano-16	Anderson-58
Nov. 3	-/-	at Virginia *	W	3-0	30-24, 30-13, 30-25	Frye/Hough-12	Anderson-12	Anderson-43
Nov. 8	-/24	vs. Georgia Tech *	L	0-3	26-30, 26-30, 16-30	Bunch-13	Frye/Sevillano-7	Anderson-35
Nov. 9	-/-	vs. Clemson *	L	1-3	30-24, 28-30, 28-30, 30-26	Sevillano-22	Frye-9	Anderson-63
Nov. 15	-/-	at NC State *	W	3-0	30-24, 30-18, 30-19	Sevillano-16	Omar/Sevillano-12	Anderson-55
Nov. 16	-/12	at North Carolina *	L	0-3	22-30, 22-30, 21-30	Bunch/Hough-9	Frye-10	Anderson-36
Nov. 22	-/-	vs. Clemson \$	W	3-2	29-31, 30-23, 30-28, 30-32, 17-15	Bunch-28	Sevillano-18	Anderson-87
Nov. 23	-/12	vs. North Carolina \$	W	3-0	30-23, 30-25, 30-23	Bunch-21	Frye-13	Anderson-51
Nov. 24	-/20	at Georgia Tech \$	L	1-3	23-30, 23-30, 30-23, 19-30	Frye-13	Sevillano-15	Anderson-41
Dec. 6	-/-	vs. South Florida ^	L	0-3	21-30, 19-30, 28-30	Bunch-12	Anderson/Pele-7	Anderson-33

†-Illinois State Tournament (Normal, IL)
@-Florida International Tournament (Miami, FL)
#-Florida State Invitational (Tallahassee, FL)
*-ACC match
\$-ACC Tournament (Atlanta, GA)
^-NCAA Tournament (Gainesville, FL)

2003

Head Coach: Todd Kress
Overall Record: 16-17
Home Record: 10-5
Away Record: 2-9
Neutral Record: 4-3
Atlantic Coast Conference Record: 5-11

Date	FS/Opp.	Opponent	Result	Scores	FSU High Kills	FSU High Digs	FSU High Assists	
Aug. 29	-/-	vs. Florida Atlantic †	W	3-0	30-21, 30-23, 30-21	Rust-15	Anderson/Omar-10	Anderson-31
Aug. 29	-/15	vs. Kansas State †	L	0-3	19-30, 24-30, 20-30	Carr-9	Omar-13	Anderson-20
Aug. 30	-/-	vs. Michigan †	W	3-1	30-22, 30-25, 21-30, 30-21	Carr-10	Carr/McLaughlin-8	Anderson-22
Sept. 5	-/-	vs. Louisiana Tech @	W	3-0	30-18, 30-28, 30-25	Carr-15	McLaughlin-7	Anderson-30
Sept. 5	-/-	vs. Arkansas State @	W	3-1	30-21, 29-31, 30-23, 34-32	McLaughlin-18	Anderson/Pele-16	Anderson-46
Sept. 6	-/8	vs. Pepperdine @	L	0-3	20-30, 23-30, 24-30	Carr-9	Griffin-9	Skower-14



SEASON-BY-SEASON RESULTS

Sept. 12	-/-	vs. St. Mary's College #	L 2-3	16-30, 24-30, 30-26, 30-27, 10-15	Hill-15	Pele-13	Skower-45
Sept. 13	-/-	vs. Houston #	W 3-1	23-30, 30-24, 30-20, 30-21	Santos-14	Pele-11	Anderson-33
Sept. 13	-/-	at UC-Irvine #	L 2-3	30-28, 27-30, 27-30, 30-24, 7-15	McLaughlin-18	McLaughlin-12	Anderson-27
Sept. 19	-/-	vs. Jacksonville %	W 3-0	30-12, 30-28, 30-12	Rust-17	Pele-11	Anderson-24
Sept. 19	-/-	vs. Miami %	W 3-1	30-28, 28-30, 30-26, 30-25	McLaughlin-16	Pele-12	Skower-23
Sept. 20	-/-	vs. Eastern Kentucky %	W 3-1	30-23, 30-23, 30-23	Carr-14	Griffin-12	Skower-19
Sept. 26	-/-	at NC State *	W 3-1	30-28, 27-30, 30-28, 30-21	Griffin/McLaughlin-13	McLaughlin-19	Anderson-37
Sept. 27	-/-	at North Carolina *	L 2-3	14-30, 30-28, 30-27, 22-30, 9-15	Anthony/Griffin-16	Pele-22	Anderson-55
Oct. 3	-/-	vs. Duke *	L 0-3	24-30, 27-30, 29-31	Rust-14	McLaughlin-8	Anderson-24
Oct. 4	-/-	vs. Wake Forest *	L 1-3	18-30, 30-27, 19-30, 23-30	McLaughlin-10	Pele-14	Anderson-20
Oct. 10	-/-	at Virginia *	L 1-3	28-30, 31-29, 25-30, 28-30	McLaughlin-15	Pele-18	Anderson-47
Oct. 11	-/-	at Maryland *	L 0-3	12-30, 20-30, 27-30	McLaughlin-10	Pele-7	Anderson-21
Oct. 14	-/-	at UCF	W 3-1	31-29, 28-30, 32-30, 30-27	Griffin-18	Pele-16	Skower-29
Oct. 17	-/-	vs. Clemson *	W 3-2	30-21, 22-30, 20-30, 30-27, 15-6	McLaughlin-18	Pele-21	Anderson-32
Oct. 18	-/4	vs. Georgia Tech *	L 0-3	30-32, 24-30, 22-30	Rust-11	McLaughlin-11	Anderson-21
Oct. 24	-/-	at Duke *	L 1-3	31-29, 23-30, 19-30, 23-30	Carr-14	Pele-21	Anderson-22
Oct. 25	-/-	at Wake Forest *	L 0-3	28-30, 26-30, 21-30	McLaughlin-16	McLaughlin-7	Skower-19
Oct. 29	-/-	vs. South Florida	W 3-0	30-23, 30-25, 30-20	Rust-18	McLaughlin/Pele-7	Anderson-31
Oct. 31	-/-	vs. North Carolina *	W 3-0	30-21, 30-27, 30-25	McLaughlin-14	Pele-16	Skower-24
Nov. 1	-/-	vs. NC State *	W 3-0	30-19, 30-27, 30-14	Carr-13	Three tied with-6	Anderson-36
Nov. 7	-/-	at Clemson *	L 1-3	30-25, 22-30, 21-30, 25-30	Anthony-15	Pele/Rust-12	Anderson-29
Nov. 8	-/7	at Georgia Tech *	L 0-3	16-30, 29-31, 22-30	Rust-16	McLaughlin/Rust-11	Anderson-21
Nov. 14	-/-	vs. Maryland *	L 2-3	30-27, 30-22, 27-30, 20-30, 16-18	Anthony/Rust-17	Pele-11	Anderson-30
Nov. 16	-/-	vs. Virginia *	W 3-2	30-20, 13-30, 20-30, 30-19, 15-12	Carr-15	Pele-15	Anderson/Skower-25
Nov. 20	-/-	vs. NC State \$	W 3-0	30-22, 30-23, 30-20	Rust-19	Pele-17	Anderson-23
Nov. 21	-/6	vs. Georgia Tech \$	L 1-3	23-30, 31-29, 19-30, 27-30	McLaughlin-14	Rust-19	Anderson-24
Nov. 28	-/-	at Georgia ^	L 1-3	23-30, 26-30, 30-28, 28-30	Rust-20	Rust-14	Anderson-33

I-FSU Invitational (Tallahassee, FL)

@-Century Telephone/R. Beasley Tournament (San Marcos, TX)

#-Sunset Classic (Irvine, CA)

%-FSU Classic (Tallahassee, FL)

*-ACC match

\$-ACC Tournament (Orlando, FL)

^-NCAA Tournament (Athens, GA)

2004

Head Coach:	Todd Kress
Overall Record:	18-11
Home Record:	11-5
Away Record:	5-5
Neutral Record:	2-1
Atlantic Coast Conference Record:	9-7

Date	FS/Opp.	Opponent	Result	Scores	FSU High Kills	FSU High Digs	FSU High Assists
Sept. 3	-/-	vs. Sam Houston State !	W 3-2	25-30, 24-30, 30-25, 30-18, 15-12	Rust-14	Weissing-14	Skower-55
Sept. 3	-/-	vs. Stetson !	W 3-0	30-14, 30-11, 30-13	Rust-12	Griffin/Weissing-8	Skower-37
Sept. 4	-/-	vs. South Alabama !	W 3-0	30-17, 30-22, 30-13	Am. Santos-12	Weissing-10	Skower-43
Sept. 10	-/-	vs. Oakland @	W 3-0	30-17, 30-21, 30-19	Am. Santos-9	Skower-12	Skower-34
Sept. 11	-/-	vs. Eastern Michigan @	W 3-0	30-22, 30-28, 33-31	Carr-11	McLaughlin/Weissing-13	Skower-50
Sept. 11	-/-	at Michigan @	L 0-3	25-30, 22-30, 21-30	Am. Santos-8	Weissing-11	Skower-30
Sept. 14	-/5	vs. Florida	L 1-3	30-27, 16-30, 23-30, 18-30	Rust-12	Three tied with-11	Skower-43
Sept. 17	-/-	vs. George Mason #	L 2-3	27-30, 32-30, 30-28, 23-30, 13-15	Rust-15	Rust-16	Skower-57
Sept. 18	-/-	vs. Troy #	W 3-0	30-20, 30-13, 30-18	Anthony-13	McLaughlin-10	Hill-36
Sept. 19	-/-	vs. Winthrop	W 3-1	30-23, 27-30, 30-24, 30-19	Rust-13	Weissing-17	Skower-51
Sept. 23	-/-	at Virginia Tech *	L 2-3	30-23, 30-27, 29-31, 29-31, 9-15	Am. Santos-18	Weissing-21	Skower-47
Sept. 24	-/-	at Miami *	L 0-3	28-30, 29-31, 24-30	An. Santos-9	Weissing-13	Skower-44
Oct. 1	-/-	vs. Duke *	L 2-3	37-35, 27-30, 30-23, 26-30, 13-15	McLaughlin-17	Weissing-17	Skower-54
Oct. 2	-/-	vs. Wake Forest *	W 3-0	30-20, 41-39, 30-26	Rust-17	Weissing-19	Skower-46
Oct. 8	-/-	at Maryland *	W 3-1	26-30, 30-19, 30-25, 30-28	Rust-19	Rust-15	Skower-58
Oct. 9	-/-	at Virginia *	L 1-3	26-30, 22-30, 30-27, 26-30	Scott-14	Weissing/Rust-9	Skower-53
Oct. 12	-/-	vs. UCF	W 3-0	30-12, 30-25, 30-21	Rust-13	Weissing-12	Skower-34
Oct. 15	-/-	vs. North Carolina *	W 3-1	30-27, 30-25, 27-30, 30-28	Rust-29	Weissing-23	Skower-66
Oct. 17	-/-	vs. NC State *	W 3-0	30-7, 30-23, 30-23	Rust-10	Skower/Rust-6	Skower-32
Oct. 20	-/-	vs. Miami *	L 2-3	30-19, 21-30, 24-30, 30-27, 10-15	Three tied with-14	Rust-15	Skower-54
Oct. 22	-/-	vs. Virginia Tech *	W 3-0	30-17, 30-14, 30-19	Rust-12	Griffin/Weissing-10	Skower-28
Oct. 29	-/-	at Georgia Tech *	L 1-3	23-30, 28-30, 31-29, 25-30	Rust-23	Weissing-20	Skower-50
Oct. 30	-/-	at Clemson *	W 3-1	30-28, 30-32, 31-29, 30-25	Rust-20	Weissing-21	Skower-66
Nov. 2	-/-	at South Florida	W 3-0	30-24, 30-27, 30-19	Am. Santos/Anthony-12	Skower-7	Skower-42
Nov. 5	-/-	vs. Virginia *	W 3-2	25-30, 30-27, 23-30, 30-27, 15-12	Rust-18	Weissing-26	Skower-63
Nov. 7	-/-	vs. Maryland *	L 2-3	30-26, 30-19, 24-30, 24-30, 10-15	Rust-15	Hill-15	Skower-56



SEASON-BY-SEASON RESULTS

Nov. 12	-/-	at NC State *	W	3-0	30-28, 30-20, 30-15	Scott-14	Weissing-15	Skower-46
Nov. 13	-/-	at North Carolina *	W	3-1	30-27, 30-21, 28-30, 30-19	Rust-17	Weissing-32	Skower-67
Nov. 19	-/-	vs. North Carolina \$	L	0-3	17-30, 31-33, 24-30	Carr-11	Rust-12	Skower-43

I-FSU Invitational (Tallahassee, FL)
 @-Michigan/Pepsi Classic (Ann Arbor, MI)
 #-FSU Classic (Tallahassee, FL)
 *-ACC match
 \$-ACC Tournament (Charlottesville, Va.)

2005

Head Coach:	Todd Kress
Overall Record:	13-17
Home Record:	7-8
Away Record:	6-7
Neutral Record:	0-2
Atlantic Coast Conference Record:	11-11

Date	FS/Opp.	Opponent	Result	Scores	FSU High Kills	FSU High Digs	FSU High Assists	
Sept. 2	-/-	vs. Mercer !	W	3-0	30-24, 30-14, 30-23	Royster-Crockett-16	Weissing-13	Skower-22
Sept. 2	-/-	vs. South Carolina !	L	1-3	21-30, 30-22, 17-30, 23-30	Rust-15	Royster-Crockett-14	Tomic-25
Sept. 3	-/-	vs. Pittsburgh !	L	2-3	30-19, 16-30, 25-30, 30-24, 13-15	Rust-19	Weissing-27	Tomic-30
Sept. 9	-/24	at Kansas State @	L	0-3	24-30, 17-30, 22-30	Rust-7	Weissing-7	Skower-20
Sept. 10	-/5	vs. Minnesota @	L	0-3	22-30, 26-30, 15-30	Scott-7	Weissing-14	Skower-29
Sept. 10	-/-	vs. Houston @	L	2-3	26-30, 30-28, 28-30, 30-23, 10-15	Rust-21	Weissing-16	Skower-72
Sept. 14	-/-	vs. South Florida	W	3-1	23-30, 30-22, 30-25, 30-28	Royster-Crockett-15	Royster-Crockett-15	Skower-51
Sept. 19	-/6	at Florida	L	0-3	20-30, 23-30, 16-30	Rust-9	Weissing-14	Skower-23
Sept. 23	-/-	at Maryland *	L	0-3	17-30, 15-30, 23-30	Rust-10	Weissing-9	Skower-27
Sept. 24	-/-	at Boston College *	W	3-1	30-24, 25-30, 30-25, 30-28	Rust-16	Weissing-23	Skower-55
Sept. 30	-/-	vs. Georgia Tech *	L	2-3	30-27, 27-30, 30-19, 27-30, 12-15	An. Santos-17	Rust/Weissing-13	Skower-54
Oct. 2	-/-	vs. Clemson *	L	2-3	30-23, 30-32, 28-30, 30-20, 13-15	An. Santos/Rust-16	Weissing-28	Skower-57
Oct. 7	-/-	at North Carolina *	L	1-3	28-30, 33-31, 21-30, 27-30	An. Santos-15	Weissing-21	Skower-48
Oct. 8	-/-	at NC State *	W	3-0	30-24, 30-23, 30-28	Rust-16	Weissing-16	Skower-46
Oct. 11	-/-	vs. Miami *	L	1-3	36-34, 21-30, 26-30, 29-31	Scott-14	Rust-14	Skower-48
Oct. 14	-/-	vs. Virginia Tech *	W	3-0	30-22, 30-16, 30-25	An. Santos-16	Rust-14	Skower-45
Oct. 15	-/-	vs. Virginia *	L	1-3	23-30, 30-23, 24-30, 18-30	Scott/Royster-Crockett-11	Weissing-23	Skower-33
Oct. 20	-/-	at Duke *	L	0-3	21-30, 23-30, 28-30	An. Santos-11	Weissing-15	Skower-16
Oct. 21	-/-	at Wake Forest *	L	0-3	26-30, 29-31, 24-30	An. Santos-14	Weissing-20	Tomic-20
Oct. 28	-/-	vs. Boston College *	W	3-2	30-17, 27-30, 30-23, 30-32, 15-7	An. Santos-20	Weissing-30	Tomic-30
Oct. 30	-/-	vs. Maryland *	L	1-3	27-30, 25-30, 30-14, 22-30	Thompson-17	Griffin-10	Skower-33
Nov. 4	-/-	at Clemson *	W	3-1	30-27, 17-30, 30-26, 30-22	Thompson-20	Weissing-18	Tomic-26
Nov. 5	-/-	at Georgia Tech *	W	3-0	30-24, 30-25, 30-25	Rust-11	Weissing-19	Tomic-20
Nov. 11	-/-	at Virginia *	L	2-3	18-30, 30-26, 30-27, 28-30, 9-15	An. Santos-21	Weissing-23	Tomic-36
Nov. 12	-/-	at Virginia Tech *	W	3-0	30-14, 30-23, 30-23	Rust-14	Weissing-14	Tomic-25
Nov. 15	-/-	at Miami *	W	3-2	24-30, 31-29, 30-32, 34-32, 15-13	An. Santos-20	Weissing-21	Skower-42
Nov. 18	-/-	vs. NC State *	W	3-0	30-27, 30-24, 30-19	An. Santos-17	Weissing-10	Skower-21
Nov. 20	-/-	vs. North Carolina *	W	3-2	27-30, 24-30, 30-24, 30-27, 19-17	An. Santos-18	Weissing-28	Tomic-35
Nov. 23	-/-	vs. Duke *	L	2-3	30-28, 23-30, 30-19, 19-30, 8-15	Thompson-14	Weissing-20	Tomic-26
Nov. 25	-/-	vs. Wake Forest *	W	3-0	30-25, 30-26, 30-28	Thompson-20	Rust-14	Skower-27

I-FSU Invitational (Tallahassee, FL)
 @-Varney's Kansas State Invitational (Manhattan, KS)
 *-ACC match

2006

Head Coach:	Todd Kress
Overall Record:	19-12
Home Record:	9-6
Away Record:	9-4
Neutral Record:	1-2
Atlantic Coast Conference Record:	13-9

Date	FS/Opp.	Opponent	Result	Scores	FSU High Kills	FSU High Digs	FSU High Assists	
Aug. 25	-/-	vs. Mississippi Valley State	W	3-0	30-13, 30-10, 30-18	Three tied with-9	Tomic/Weissing-7	Tomic-24
Aug. 25	-/-	at Mercer	W	3-0	30-18, 30-28, 30-17	Wessel-12	Weissing-14	Tomic-38
Sept. 1	-/-	vs. Stetson !	W	3-0	30-20, 30-14, 30-13	Thompson-17	Weissing-11	Baker-28
Sept. 2	-/-	vs. South Alabama !	W	3-0	30-18, 30-17, 30-13	Wessel-13	Weissing-11	Tomic-23
Sept. 2	-/-	vs. Eastern Illinois !	W	3-0	30-12, 30-23, 30-24	Griffin-12	Weissing-16	Tomic-31
Sept. 8	-/10	vs. Southern Cal @	L	0-3	22-30, 22-30, 26-30	Barry-11	Weissing-12	Tomic-35
Sept. 8	-/-	vs. St. John's @	L	1-3	30-25, 26-30, 23-30, 26-30	Thompson-16	Weissing-13	Tomic-39



SEASON-BY-SEASON RESULTS

Sept. 9	-/-	at South Carolina @	W	3-2	30-28, 21-30, 30-17, 28-30, 15-13	Thompson-21	Griffin-9	Tomic-56
Sept. 12	-/6	vs. Florida	L	1-3	26-30, 30-27, 24-30, 24-30	Thompson-15	Weissing-16	Tomic-49
Sept. 19	-/-	at Miami *	W	3-2	27-30, 30-24, 22-30, 30-12, 15-12	Wessel-19	Weissing-18	Tomic-57
Sept. 22	-/-	vs. Maryland *	W	3-0	30-12, 30-28, 30-24	Thompson-16	Weissing-20	Tomic-49
Sept. 24	-/-	vs. Boston College *	W	3-1	30-24, 20-30, 30-21, 30-22	Thompson-16	Griffin-13	Tomic-53
Sept. 29	-/-	at Georgia Tech *	W	3-2	30-23, 32-30, 15-30, 27-30, 15-9	Thompson-18	Weissing-14	Tomic-57
Sept. 30	-/-	at Clemson *	L	0-3	30-32, 27-30, 30-32	Thompson-18	Weissing-23	Tomic-45
Oct. 6	-/-	vs. North Carolina *	W	3-0	30-23, 30-27, 30-21	Thompson-14	Weissing-18	Tomic-38
Oct. 7	-/-	vs. NC State *	W	3-0	30-5, 30-20, 30-21	Barry-12	Weissing-17	Tomic-37
Oct. 13	-/-	at Virginia Tech *	W	3-1	30-25, 30-26, 26-30, 31-29	Thompson-23	Weissing-22	Tomic-55
Oct. 14	-/-	at Virginia *	W	3-0	30-26, 30-27, 32-30	Barry/BonSalle-13	Weissing-13	Tomic-47
Oct. 17	-/-	vs. Miami *	L	2-3	30-27, 30-16, 22-30, 28-30, 9-15	Thompson-21	Weissing-10	Tomic-48
Oct. 20	-/-	vs. Wake Forest *	W	3-0	30-21, 30-20, 30-24	Thompson-16	Weissing-15	Tomic-42
Oct. 22	-/-	vs. Duke *	L	0-3	21-30, 20-30, 27-30	Thompson-8	Weissing-11	Tomic-22
Oct. 27	-/-	at Boston College *	W	3-0	30-21, 30-27, 30-15	Skower-14	Weissing-15	Tomic-30
Oct. 29	-/-	at Maryland *	L	2-3	28-30, 30-23, 30-24, 19-30, 13-15	Thompson-19	Weissing-20	Tomic-57
Nov. 3	-/-	vs. Clemson *	L	0-3	16-30, 21-30, 21-30	Three tied with-8	Weissing-13	Tomic-20
Nov. 5	-/-	vs. Georgia Tech *	L	1-3	30-27, 26-30, 25-30, 26-30	Barry-16	Weissing-14	Baker-57
Nov. 10	-/-	vs. Virginia *	L	2-3	28-30, 22-30, 30-23, 30-24, 14-16	Thompson-26	Tomic-19	Tomic-47
Nov. 12	-/-	vs. Virginia Tech *	W	3-0	30-13, 30-26, 30-23	Thompson-13	Crawford-8	Tomic-35
Nov. 16	-/-	at North Carolina *	L	0-3	27-30, 26-30, 32-34	BonSalle-14	Weissing-23	Tomic-37
Nov. 17	-/-	at NC State *	W	3-1	26-30, 30-18, 30-15, 33-31	Thompson-24	Weissing-37	Tomic-55
Nov. 21	-/-	at Wake Forest *	W	3-0	30-16, 30-28, 30-18	Thompson-14	Weissing-13	Tomic-39
Nov. 22	-/25	at Duke *	L	0-3	23-30, 24-30, 29-31	Griffin-11	Weissing-17	Tomic-29

!-FSU Invitational (Tallahassee, FL)

@-Gamecock Invitational (Columbia, SC)

*-ACC match

2007

Head Coach:	Todd Kress
Overall Record:	16-14
Home Record:	10-2
Away Record:	4-9
Neutral Record:	2-3
Atlantic Coast Conference Record:	13-9

Date	FS/Opp.	Opponent	Result	Scores	FSU High Kills	FSU High Digs	FSU High Assists	
Aug. 25	-/-	vs. UNC Asheville !	W	3-0	30-11, 30-23, 30-22	Djuric-19	Weissing-12	Rosenthal-41
Aug. 25	-/-	vs. TCU !	W	3-1	30-25, 23-30, 30-16, 30-27	Djuric-19	Weissing-13	Rosenthal-58
Aug. 31	-/-	vs. Missouri State @	L	2-3	23-30, 27-30, 30-24, 30-17, 11-15	BonSalle-17	Weissing-13	Rosenthal-46
Sept. 1	-/-	vs. Kansas @	W	3-1	22-30, 30-20, 30-27, 30-16	Barry-11	Weissing-13	Baker-33
Sept. 1	-/-	at Michigan State @	L	0-3	27-30, 19-30, 22-30	Djuric-8	Weissing-9	Rosenthal-20
Sept. 5	-/6	at Florida	L	1-3	30-24, 11-30, 21-30, 21-30	Thompson-18	Weissing-15	Rosenthal-30
Sept. 7	-/8	vs. Washington #	L	0-3	17-30, 15-30, 25-30	Barry-10	Weissing-13	Baker-16
Sept. 8	-/-	at Long Beach State #	L	0-3	22-30, 28-30, 23-30	Barry-13	Weissing-18	Rosenthal-34
Sept. 14	-/-	vs. Miami *	W	3-0	30-17, 30-24, 30-22	Djuric-13	Weissing-10	Baker-28
Sept. 20	-/-	at Virginia *	L	1-3	30-28, 24-30, 27-30, 20-30	Djuric-21	Weissing-16	Baker-35
Sept. 21	-/-	at Virginia Tech *	L	0-3	26-30, 24-30, 27-30	BonSalle-13	Weissing-15	Rosenthal-46
Sept. 28	-/14	vs. Duke *	L	0-3	24-30, 18-30, 26-30	Djuric-11	Weissing-10	Baker-31
Sept. 30	-/-	vs. Wake Forest *	W	3-2	28-30, 30-25, 30-27, 29-31, 15-11	Barry/Djuric-18	Weissing-20	Baker-64
Oct. 5	-/-	vs. Georgia Tech *	W	3-1	30-21, 32-30, 20-30, 30-24	Thompson-19	Weissing-16	Baker-59
Oct. 7	-/-	vs. Clemson *	L	0-3	23-30, 28-30, 27-30	Djuric-14	Weissing-12	Baker-44
Oct. 12	-/-	at Maryland *	L	1-3	30-26, 28-30, 28-30, 18-30	Djuric-22	Weissing-16	Baker-28
Oct. 13	-/-	at Boston College *	L	2-3	30-17, 30-18, 29-31, 20-30, 7-15	Thompson-19	Baker/Weissing-13	Baker-36
Oct. 19	-/-	at North Carolina *	W	3-2	34-32, 25-30, 23-30, 30-24, 16-14	Djuric-25	Weissing-26	Baker-59
Oct. 20	-/-	at NC State *	W	3-0	30-18, 30-22, 30-25	Djuric-18	Weissing-20	Baker-44
Oct. 23	-/-	at Miami *	W	3-1	30-28, 30-24, 25-30, 30-23	Djuric/Barry-17	Weissing-20	Baker-48
Oct. 26	-/-	vs. Virginia Tech *	W	3-1	30-21, 25-30, 30-28, 30-24	Thompson-17	Baker-12	Baker-42
Oct. 27	-/-	vs. Virginia *	W	3-2	30-28, 24-30, 30-24, 24-30, 15-9	Djuric-23	Weissing-26	Baker-50
Nov. 2	-/-	at Wake Forest *	W	3-0	31-29, 30-21, 30-25	Djuric/Barry-13	Weissing-11	Baker-44
Nov. 3	-/14	at Duke *	L	2-3	24-30, 30-25, 27-30, 30-28, 14-16	Thompson/Djuric-24	Weissing-35	Baker-36
Nov. 9	-/-	vs. Boston College *	W	3-0	30-20, 31-29, 30-15	Thompson-13	Weissing-14	Rosenthal-38
Nov. 10	-/-	vs. Maryland *	W	3-2	16-30, 30-25, 35-33, 28-30, 15-12	Thompson-19	Weissing-27	Rosenthal-62
Nov. 16	-/-	at Clemson *	L	0-3	24-30, 19-30, 26-30	Thompson/Djuric-10	Weissing-13	Baker-24
Nov. 17	-/-	at Georgia Tech *	L	1-3	30-27, 25-30, 20-30, 27-30	Barry-16	Weissing-20	Baker-52
Nov. 21	-/-	vs. NC State *	W	3-0	30-18, 30-21, 30-22	Djuric-12	Weissing-14	Baker-43
Nov. 23	-/-	vs. North Carolina *	W	3-0	30-17, 30-23, 30-17	Thompson/Djuric-11	Baker-12	Baker-39

!-FSU Invitational (Tallahassee, FL)

@-Spartan Invitational (East Lansing, MI)

#-Long Beach State Tournament (Long Beach, CA)

*-ACC match



SEASON-BY-SEASON RESULTS

2008

Head Coach:	Chris Poole
Overall Record:	21-9
Home Record:	11-5
Away Record:	8-4
Neutral Record:	2-0
Atlantic Coast Conference Record:	13-7

Date	FS/Opp.	Opponent	Result	Scores	FSU High Kills	FSU High Digs	FSU High Assists	
Aug. 29	-/-	vs. Florida A&M !	W	3-0	25-13, 25-15, 25-16	Barry-10	Moon-9	Baker-39
Aug. 30	-/-	vs. Bowling Green !	W	3-1	18-25, 25-23, 25-13, 25-22	Barry-15	Moon-14	Baker-48
Aug. 30	-/-	vs. Stetson !	W	3-0	25-2, 26-24, 25-12	Richardson-11	Baker-10	Baker-34
Sept. 4	-/23	vs. Long Beach State	L	2-3	25-21, 26-28, 19-25, 25-16, 7-15	Barry-20	Moon-28	Baker-48
Sept. 5	-/-	vs. North Florida @	W	3-0	25-15, 28-26, 25-14	Morgan-8	Wilson-9	Baker-24
Sept. 7	-/-	vs. South Dakota State @	W	3-0	25-19, 25-23, 25-17	Barry-9	Moon-13	Baker-28
Sept. 8	-/8	vs. Florida	L	0-3	22-25, 24-26, 24-26	Barry-13	Moon-14	Baker-30
Sept. 12	-/-	vs. Niagara #	W	3-0	25-21, 25-22, 25-23	Richardson-11	Romanelli-15	Baker-41
Sept. 13	-/-	vs. Morehead State #	W	3-0	25-17, 25-20, 25-10	Barry-9	Richardson-17	Baker-28
Sept. 13	-/-	at Wright State #	W	3-2	24-26, 22-25, 25-17, 25-15, 15-10	Barry-19	Romanelli-21	Baker-57
Sept. 19	-/-	at Miami *	L	1-3	25-23, 19-25, 22-25, 29-31	Price-17	Moon-29	Baker-44
Sept. 25	-/-	at Wake Forest *	W	3-2	23-25, 25-13, 23-25, 25-16, 15-12	Richardson-14	Moon-20	Baker-49
Sept. 26	-/-	at Duke *	L	1-3	17-25, 17-25, 25-21, 22-25	Price-14	Moon-24	Baker-41
Oct. 30	-/-	at Georgia Tech *	L	0-3	21-25, 16-25, 17-25	Price-8	Moon-15	Baker-8
Oct. 4	-/-	at Clemson *	L	0-3	12-25, 17-25, 14-25	Neville-7	Moon-11	Baker-23
Oct. 10	-/-	vs. Maryland *	W	3-1	25-20, 22-25, 25-21, 25-18	Barry/Richardson-13	Moon-25	Baker-47
Oct. 12	-/-	vs. Boston College *	W	3-0	25-14, 25-18, 25-15	Barry-11	Richardson-10	Baker-26
Oct. 17	-/-	vs. North Carolina *	L	2-3	21-25, 25-18, 25-21, 23-25, 11-15	Richardson-22	Moon-35	Baker-57
Oct. 18	-/-	vs. NC State *	W	3-1	25-20, 25-9, 23-25, 25-14	Richardson-16	Moon-25	Baker-45
Oct. 24	-/-	at Virginia Tech *	W	3-0	25-23, 25-22, 25-23	Neville-12	Moon-15	Baker-41
Oct. 25	-/-	at Virginia *	W	3-0	25-22, 25-23, 26-24	Richardson-14	Moon-21	Baker-39
Oct. 31	-/-	vs. Wake Forest *	W	3-0	25-17, 25-20, 25-19	Neville-12	Romanelli-15	Baker-31
Nov. 2	-/-	vs. Duke *	L	2-3	25-22, 17-25, 25-20, 21-25, 10-15	Barry-14	Moon-19	Baker-51
Nov. 7	-/-	at Boston College *	W	3-1	25-11, 17-25, 25-18, 25-20	Neville-13	Baker-14	Baker-39
Nov. 8	-/-	at Maryland *	W	3-0	25-20, 25-15, 25-16	Neville-14	Moon-18	Baker-42
Nov. 14	-/-	vs. Clemson *	W	3-2	22-25, 18-25, 25-16, 25-23, 15-12	Richardson-22	Moon-30	Baker-50
Nov. 16	-/-	vs. Georgia Tech *	W	3-1	22-25, 25-18, 26-24, 25-19	Richardson-17	Moon-18	Baker-58
Nov. 20	-/-	at NC State *	W	3-0	25-18, 25-19, 25-18	Barry-11	Moon-11	Baker-38
Nov. 21	-/-	at North Carolina *	W	3-0	25-17, 25-20, 25-21	Richardson-15	Moon-14	Baker-38
Nov. 26	-/-	vs. Miami *	L	2-3	25-22, 21-25, 25-18, 13-25, 11-15	Morgan-13	Moon-21	Baker-52

!-FSU Invitational (Tallahassee, FL)
 @-Seminole Tri-Tournament (Tallahassee, FL)
 #-Raider Challenge (Dayton, OH)
 *-ACC match

2009

Head Coach:	Chris Poole
Overall Record:	31-3
Home Record:	14-1
Away Record:	11-2
Neutral Record:	6-0
Atlantic Coast Conference Record:	19-1

Date	FS/Opp.	Opponent	Result	Scores	FSU High Kills	FSU High Digs	FSU High Assists	
Aug. 28	-/-	vs. Central Michigan !	W	3-0	25-19, 25-13, 25-23	Djuric-13	Romanelli-12	Baker/Duzceler-15
Aug. 29	-/-	vs. North Dakota State !	W	3-2	25-19, 21-25, 24-26, 25-22, 15-13	Barry/Yildirim-13	Romanelli-28	Duzceler-28
Aug. 29	-/-	vs. Florida A&M !	W	3-0	25-18, 25-23, 25-19	Morgan-10	Romanelli-11	Baker-20
Aug. 31	-/5	at Florida	L	2-3	19-25, 25-23, 20-25, 25-22, 15-17	Price-12	Romanelli-20	Baker-27
Sept. 4	-/8	vs. Illinois @	W	3-0	26-24, 25-22, 25-17	Neville-9	Yildirim/Wilson-7	Baker-19
Sept. 4	-/-	at New Mexico State @	W	3-0	25-17, 25-16, 25-21	Djuric-12	Yildirim-11	Baker-24
Sept. 12	22/-	vs. Middle Tennessee State #	W	3-0	25-20, 25-14, 25-22	Djuric-9	Yildirim/Wilson-6	Baker-15
Sept. 12	22/-	at Florida International #	W	3-1	24-26, 25-21, 25-17, 25-12	Djuric-16	Yildirim-13	Baker-28
Sept. 13	22/-	vs. Albany #	W	3-0	25-21, 25-20, 25-21	Neville-15	Yildirim-16	Baker-23
Sept. 15	19/-	vs. Miami % *	W	3-0	25-20, 25-15, 25-17	Three tied with-8	Wilson-12	Baker-15
Sept. 20	19/-	vs. Notre Dame %	W	3-2	19-25, 25-17, 18-25, 26-24, 16-14	Barry-19	Wilson-15	Baker-29
Sept. 25	18/-	vs. Virginia Tech *	W	3-1	25-23, 23-25, 25-17, 27-25	Djuric-15	Baker-13	Yildirim/Duzceler-22
Sept. 27	18/-	vs. Virginia *	W	3-0	25-14, 25-21, 29-27	Djuric-16	Yildirim-11	Duzceler-25
Oct. 2	17/-	vs. Georgia Tech *	L	2-3	25-19, 25-27, 25-15, 25-27, 14-16	Djuric-15	Romanelli-13	Baker-35
Oct. 4	17/-	vs. Clemson *	W	3-2	26-24, 25-20, 23-25, 20-25, 15-7	Barry-24	Romanelli-23	Duzceler-34
Oct. 9	19/-	at Wake Forest *	W	3-0	25-20, 25-14, 25-22	Three tied with-11	Romanelli-16	Duzceler-24



SEASON-BY-SEASON RESULTS

Oct. 10	19 / -	at Duke *	W	3-2	25-18, 25-27, 25-20, 23-25, 15-10	Price-19	Romanelli-16	Baker-33
Oct. 16	17 / -	at Maryland *	W	3-0	25-12, 25-22, 25-14	Barry/Yildirim-11	Yildirim-11	Duzcelcer-22
Oct. 18	17 / -	at Boston College *	W	3-0	25-14, 25-15, 25-9	Morgan-10	Djuric-8	Duzcelcer-16
Oct. 23	17 / -	vs. NC State *	W	3-0	32-30, 25-17, 25-18	Neville-11	Baker-8	Baker-19
Oct. 25	17 / -	vs. North Carolina *	W	3-1	25-18, 23-25, 25-19, 25-15	Djuric/Price-13	Romanelli-21	Duzcelcer-27
Oct. 30	17 / -	at Virginia *	W	3-0	25-12, 26-24, 25-19	Neville/Barry-9	Baker/Romanelli-9	Duzcelcer-128
Oct. 31	17 / -	at Virginia Tech *	W	3-1	25-19, 25-21, 19-25, 25-16	Morgan-13	Yildirim-17	Baker-32
Nov. 6	16 / -	vs. Duke *	W	3-2	22-25, 25-19, 25-13, 21-25, 15-11	Yildirim-15	Romanelli-24	Baker/Duzcelcer-26
Nov. 8	16 / -	vs. Wake Forest *	W	3-2	25-20, 25-20, 23-25, 22-25, 15-9	Neville-13	Yildirim-18	Duzcelcer-28
Nov. 13	15 / -	at Clemson *	W	3-1	21-25, 25-19, 25-19, 25-19	Morgan-15	Three tied with-10	Baker-26
Nov. 14	15 / -	at Georgia Tech *	W	3-0	25-20, 25-23, 25-23	Barry-9	Romanelli-12	Baker-16
Nov. 20	15 / -	vs. Boston College *	W	3-0	25-18, 25-18, 25-11	Djuric-10	Romanelli-6	Baker-17
Nov. 22	15 / -	vs. Maryland *	W	3-0	25-22, 25-23, 25-9	Djuric-11	Yildirim-13	Duzcelcer-20
Nov. 25	14 / -	at Miami *	W	3-1	24-26, 25-16, 25-19, 25-16	Morgan-17	Romanelli-11	Baker-24
Dec. 5	12 / -	vs. Alabama A&M ^	W	3-0	25-10, 25-19, 25-10	Price-7	Romanelli-9	Duzcelcer-16
Dec. 6	12 / -	vs. Jacksonville State ^	W	3-0	25-18, 26-24, 25-22	Yildirim-11	Romanelli-15	Baker-24
Dec. 11	12 / 13	vs. Kentucky &	W	3-2	16-25, 26-24, 25-17, 19-25, 17-15	Morgan-15	Romanelli-25	Duzcelcer-26
Dec. 12	12 / 11	at Minnesota &	L	1-3	20-25, 7-25, 25-18, 17-25	Djuric-11	Romanelli-15	Duzcelcer-19

!-FSU Invitational (Tallahassee, FL)
 @-New Mexico State Tournament (Las Cruces, NM)
 #-Florida International/Miami Tournament (Miami, FL)
 Tri-Tournament (Tallahassee, FL)
 *-ACC match
 ^-NCAA Tournament (Tallahassee, FL)
 &-NCAA Regionals (Minneapolis, MN)

%-Seminoles

2010

Head Coach:	Chris Poole
Overall Record:	22-11
Home Record:	11-4
Away Record:	7-6
Neutral Record:	4-1
Atlantic Coast Conference Record:	12-8

Date	FSU/Opp.	Opponent	Result	Scores	FSU High Kills	FSU High Digs	FSU High Assists	
Aug. 27	15 / -	vs. New Mexico State !	W	3-1	25-16, 26-28, 25-16, 25-10	Djurdjivic-17	Romanelli-16	Duzcelcer-30
Aug. 28	15 / -	vs. Florida International !	W	3-0	25-20, 25-10, 25-21	Neville/Stepanova-10	Romanelli-14	Duzcelcer-22
Aug. 28	15 / -	vs. South Florida !	W	3-0	25-20, 25-11, 25-21	Djurdjivic-11	Duzcelcer-10	Duzcelcer-17
Sept. 3	13 / -	at Houston @	W	3-0	25-19, 25-19, 25-13	Djurdjivic-16	Romanelli-15	Duzcelcer-22
Sept. 4	13 / 17	vs. Tennessee @	L	0-3	20-25, 23-25, 20-25	Morgan-9	Romanelli-8	Duzcelcer-17
Sept. 4	13 / -	vs. Oklahoma @	W	3-1	25-16, 19-25, 25-18, 25-16	Djurdjivic-15	Djurdjivic-14	Duzcelcer-28
Sept. 10	17 / -	vs. Kansas State #	W	3-2	19-25, 25-19, 25-15, 20-25, 15-11	Stepanova-20	Romanelli-23	Duzcelcer-31
Sept. 10	17 / 16	at Kentucky #	W	3-2	21-25, 25-22, 25-20, 17-25, 15-6	Djurdjivic/Neville-15	Djurdjivic-20	Duzcelcer-29
Sept. 11	17 / -	vs. VCU #	W	3-1	25-18, 26-28, 25-15, 25-18	Neville-16	Romanelli-12	Duzcelcer-25
Sept. 18	15 / -	at Miami *	W	3-1	19-25, 27-25, 27-25, 25-18	Djurdjivic/Neville-16	Romanelli-17	Figueriedo-29
Sept. 22	13 / 3	vs. Florida	L	0-3	23-25, 29-31, 21-25	Djurdjivic-9	Djurdjivic-16	Duzcelcer-18
Sept. 24	13 / -	vs. Virginia *	W	3-0	25-13, 25-19, 25-21	Stepanova-13	Djurdjivic-15	Figueriedo-16
Sept. 26	13 / -	vs. Virginia Tech *	W	3-2	25-23, 25-13, 19-25, 19-25, 15-13	Djurdjivic-13	Djurdjivic-11	Duzcelcer-25
Sept. 30	14 / -	at North Carolina *	L	2-3	25-18, 20-25, 25-18, 22-25, 14-16	Stepanova-13	Romanelli-20	Duzcelcer-27
Oct. 1	14 / -	at NC State *	W	3-1	25-12, 25-23, 21-25, 25-19	Djurdjivic-14	Romanelli-20	Duzcelcer-23
Oct. 8	20 / -	vs. Clemson *	W	3-1	21-25, 25-19, 25-12, 25-21	Djurdjivic-16	Romanelli-12	Figueriedo-26
Oct. 10	20 / -	vs. Georgia Tech *	L	0-3	24-26, 11-25, 17-25	Djurdjivic-7	Stepanova-7	Duzcelcer-10
Oct. 15	22 / -	at Boston College *	W	3-2	23-25, 25-22, 25-17, 23-25, 15-12	Djurdjivic-21	Romanelli/Djurdjivic-12	Duzcelcer-29
Oct. 17	22 / -	at Maryland *	L	2-3	25-21, 26-28, 25-19, 18-25, 14-16	Djurdjivic-16	Romanelli-24	Duzcelcer-29
Oct. 22	24 / -	vs. Wake Forest *	L	0-3	19-25, 18-25, 20-25	Neville-11	Stepanova-12	Duzcelcer-22
Oct. 24	24 / -	vs. Duke *	W	3-2	19-25, 21-25, 25-21, 25-20, 15-13	Stepanova-20	Romanelli-26	Duzcelcer-28
Oct. 29	25 / -	at Virginia Tech *	L	2-3	15-25, 25-27, 25-20, 25-23, 13-15	Djurdjivic-16	Djurdjivic/Romanelli-18	Figueriedo-24
Oct. 31	25 / -	at Virginia *	L	2-3	18-25, 13-25, 25-18, 25-19, 14-16	Djurdjivic-20	Romanelli-27	Duzcelcer-31
Nov. 5	- / -	at Georgia Tech *	W	3-0	25-22, 25-23, 25-18	Djurdjivic/Stepanova-11	Romanelli-12	Duzcelcer-19
Nov. 6	- / -	at Clemson *	L	0-2	20-25, 18-25, 19-25	Stepanova-10	Three tied with-10	Figueriedo-16
Nov. 12	- / -	vs. North Carolina *	W	3-2	25-18, 25-20, 21-25, 18-25, 15-12	Djurdjivic-18	Romanelli-18	Duzcelcer-27
Nov. 14	- / -	vs. NC State *	W	3-0	25-11, 25-13, 26-24	Neville-12	Romanelli-16	Duzcelcer-28
Nov. 19	- / -	vs. Maryland *	W	3-0	25-21, 25-20, 25-20	Stepanova-13	Romanelli-16	Duzcelcer-19
Nov. 21	- / -	vs. Boston College *	W	3-0	25-18, 25-20, 26-24	Neville-14	Romanelli-14	Duzcelcer-24
Nov. 26	- / -	vs. Miami *	L	2-3	18-25, 17-25, 26-24, 25-22, 17-19	Djurdjivic-25	Romanelli-26	Figueriedo-28
Nov. 27	- / -	at Florida A&M	W	3-0	25-17, 25-16, 25-14	Djurdjivic-14	Romanelli-9	Duzcelcer-19
Dec. 3	- / -	vs. Georgia Southern ^	W	3-1	25-20, 23-25, 25-22, 25-13	Djurdjivic-16	Romanelli-18	Duzcelcer-31
Dec. 4	- / 1	at Florida ^	L	2-3	25-20, 22-25, 25-22, 21-25, 15-17	Stepanova-15	Romanelli-22	Figueriedo-25

!-FSU Invitational (Tallahassee, FL)
 @-Houston Invitational (Houston, TX)



SEASON-BY-SEASON RESULTS

#-Kentucky Invitational (Lexington, KY)

*-ACC match

^-NCAA Tournament (Gainesville, FL)

2011

Head Coach:	Chris Poole
Overall Record:	28-7
Home Record:	12-0
Away Record:	11-3
Neutral Record:	5-4
Atlantic Coast Conference Record:	18-2

Date	FS/Opp.	Opponent	Result	Scores	FSU High Kills	FSU High Digs	FSU High Assists	
Aug. 26	- / -	vs. Kentucky !	W	3-0	25-13, 25-8, 25-14	Djurdevic/Neff-7	Three tied with-6	Duzceler-15
Aug. 27	- / -	vs. Albany !	W	3-0	25-16, 25-20, 25-20	Djurdevic-10	Three tied with-10	Wickstrom-19
Aug. 27	- / 23	vs. Tulsa !	W	3-1	25-17, 21-25, 25-16, 25-19	Stepanova-15	Mosher-21	Duzceler-25
Aug. 30	25 / 9	at Florida	L	0-3	21-25, 22-25, 22-25	Stepanova-10	Mosher-17	Duzceler-19
Sept. 2	25 / 14	vs. Northern Iowa @	L	2-3	25-23, 25-15, 21-25, 21-25, 13-15	Stepanova-19	Mosher-25	Duzceler-28
Sept. 3	25 / -	at Delaware @	W	3-0	25-10, 25-23, 25-11	Djurdevic/Stepanova-8	Mosher-12	Duzceler-20
Sept. 3	25 / -	vs. UC-Irvine @	W	3-0	25-20, 25-19, 25-21	Stepanova-14	Stepanova-12	Duzceler-22
Sept. 9	24 / 20	vs. Michigan #	L	0-3	21-25, 17-25, 15-25	Djurdevic-11	Djurdevic-12	Duzceler-18
Sept. 9	24 / 23	at Dayton #	W	3-1	25-23, 22-25, 25-23, 25-13	Stepanova-21	Mosher-24	Duzceler-26
Sept. 10	24 / -	vs. Pepperdine #	L	1-3	21-25, 25-23, 18-25, 23-25	Stepanova-12	Mosher-28	Duzceler-28
Sept. 14	- / 20	vs. Miami *	W	3-0	25-23, 25-21, 25-18	Three tied with-12	E. Walch-15	Wickstrom-25
Sept. 23	23 / -	at Virginia *	W	3-0	25-16, 25-20, 25-21	Djurdevic-12	Mosher-19	Wickstrom-19
Sept. 24	23 / -	at Virginia Tech *	W	3-0	25-16, 25-21, 25-11	Djurdevic-11	Mosher-12	Wickstrom-15
Sept. 30	22 / -	vs. Duke *	W	3-0	25-20, 25-16, 25-19	E. Walch-12	Mosher/Stepanova-12	Duzceler-20
Oct. 2	22 / -	vs. Wake Forest *	W	3-2	22-25, 25-21, 25-15, 22-25, 15-9	Djurdevic-17	Mosher-29	Duzceler-37
Oct. 7	24 / -	at North Carolina *	W	3-1	20-25, 25-20, 25-19, 25-18	Djurdevic-13	Mosher-21	Duzceler-20
Oct. 9	24 / -	at NC State *	W	3-2	23-25, 25-22, 26-24, 17-25, 15-13	Djurdevic/Neff-10	Mosher-25	Duzceler-27
Oct. 14	21 / -	vs. Georgia Tech *	W	3-0	25-19, 25-23, 25-21	E. Walch-9	Mosher-13	Duzceler-15
Oct. 16	21 / -	vs. Clemson *	W	3-0	25-22, 29-27, 25-12	Morgan-11	Djurdevic-15	Duzceler-25
Oct. 21	19 / -	at Maryland *	W	3-1	25-15, 25-19, 24-26, 25-23	Stepanova-18	Mosher-12	Duzceler-28
Oct. 23	19 / -	at Boston College *	W	3-0	26-24, 25-13, 25-19	Morgan-13	Mosher-16	Duzceler-23
Oct. 28	19 / -	vs. Virginia Tech *	W	3-0	25-21, 25-23, 25-12	Stepanova-15	Djurdevic-18	Duzceler-20
Oct. 30	19 / -	vs. Virginia *	W	3-0	25-18, 25-20, 25-14	Stepanova-12	Mosher-12	Duzceler-23
Nov. 4	18 / -	vs. NC State *	W	3-0	25-18, 25-21, 25-15	Stepanova-12	Mosher-16	Duzceler-17
Nov. 6	18 / -	vs. North Carolina *	W	3-1	25-16, 12-25, 25-21, 25-21	Stepanova/E. Walch-10	Mosher-21	Duzceler-21
Nov. 11	17 / -	at Wake Forest *	W	3-2	23-25, 25-20, 23-25, 25-22, 16-14	Stepanova-15	Mosher-26	Duzceler-32
Nov. 13	17 / -	at Duke *	L	2-3	20-25, 25-14, 20-25, 25-22, 7-15	Stepanova-16	Mosher-23	Wickstrom-26
Nov. 18	21 / -	at Clemson *	W	3-1	22-25, 25-15, 25-20, 26-24	Stepanova-20	Djurdevic-18	Wickstrom-29
Nov. 19	21 / -	at Georgia Tech *	W	3-1	25-20, 17-25, 25-20, 25-15	Stepanova-18	Djurdevic-15	Duzceler-23
Nov. 26	21 / 25	at Miami *	L	1-3	16-25, 31-33, 25-21, 22-25	Djurdevic-16	Mosher-21	Duzceler-29
Dec. 2	21 / -	vs. Albany ^	W	3-0	25-15, 25-11, 25-23	Stepanova-16	Mosher-17	Wickstrom-21
Dec. 3	21 / -	vs. Cincinnati ^	W	3-2	25-23, 16-25, 25-20, 20-25, 15-13	Djurdevic-12	Mosher-21	Duzceler-28
Dec. 9	21 / 8	vs. Purdue G	W	3-1	25-23, 21-25, 25-20, 25-19	Three tied with-11	Mosher-28	Duzceler-20
Dec. 10	21 / 14	vs. Iowa State G	W	3-2	25-21, 23-25, 25-20, 19-25, 15-11	Stepanova-20	Mosher-24	Duzceler-35
Dec. 15	21 / 4	vs. UCLA +	L	0-3	16-25, 17-25, 21-25	Stepanova-11	Djurdevic/Mosher-16	Duzceler-15

!-FSU Invitational (Tallahassee, FL)

@-Delaware Invitational (Newark, DE)

#-Dayton Marriott Flyer Classic (Dayton, OH)

*-ACC match

^-NCAA Tournament (Tallahassee, FL)

G-NCAA Regionals (Minneapolis, MN)

+NCAA Final Four (San Antonio, TX)

2012

Head Coach:	Chris Poole
Overall Record:	28-4
Home Record:	13-0
Away Record:	11-2
Neutral Record:	4-2
Atlantic Coast Conference Record:	18-2

Date	FS/Opp.	Opponent	Result	Scores	FSU High Kills	FSU High Digs	FSU High Assists	
Aug. 24	12 / 15	at Tennessee !	W	3-0	27-25, 25-15, 25-21	E. Walch-7	Mosher-9	Duzceler-14
Aug. 25	12 / -	vs. Cincinnati !	W	3-0	25-20, 25-17, 25-14	N. Walch-8	Mosher-10	Wickstrom-17
Aug. 25	12 / 10	vs. Iowa State !	W	3-2	23-25, 25-23, 25-11, 25-27, 15-11	Medic-19	Mosher-23	Wickstrom-32



SEASON-BY-SEASON RESULTS

Aug. 31	8 / -	vs. Florida International @	W	3-0	25-11, 25-12, 25-16	Yildirim-9	Yildirim-9	Duzceler-18
Sept. 1	8 / -	vs. Georgia @	W	3-1	26-28, 25-11, 25-21, 25-16	N.Walch-9	Three tied with-8	Duzceler-20
Sept. 1	8 / -	at Florida AGM @	W	3-0	25-13, 25-18, 25-18	Yildirim-15	Mosher-17	Duzceler/Wickstrom-22
Sept. 7	6 / -	at Miami *	L	1-3	25-18, 17-25, 22-25, 18-25	E. Walch-12	Mosher-27	Wickstrom-21
Sept. 14	11 / 18	vs. Pepperdine	L	0-3	21-25, 23-25, 15-25	Yildirim-14	Mosher-13	Duzceler-19
Sept. 14	11 / -	at Houston	W	3-0	25-14, 25-15, 25-19	Medic/Yildirim-11	Mosher-18	Duzceler-20
Sept. 15	11 / 21	vs. Ohio State	W	3-1	25-18, 22-25, 25-13, 25-13	Yildirim-20	Mosher-18	Duzceler-32
Sept. 21	15 / -	at Virginia Tech *	W	3-2	19-25, 25-19, 22-25, 25-15, 15-11	Neff-16	Mosher-24	Duzceler-33
Sept. 22	15 / -	at Virginia *	W	3-1	23-25, 25-14, 25-17, 25-12	Yildirim-15	Mosher-18	Duzceler-28
Sept. 28	14 / -	vs. Wake Forest *	W	3-1	25-17, 25-16, 22-25, 25-19	Medic-12	Medic-13	Duzceler-28
Sept. 30	14 / -	vs. Duke *	W	3-1	25-20, 22-25, 25-20, 25-16	Neff/E. Walch-10	Mosher/Medic-13	Wickstrom-24
Oct. 5	13 / -	vs. North Carolina *	W	3-0	25-23, 26-24, 25-23	Yildirim/Neff-10	Mosher-14	Duzceler-21
Oct. 7	13 / -	vs. NC State *	W	3-0	25-23, 25-23, 25-16	Freeman/Yildirim-11	Mosher-15	Duzceler-22
Oct. 12	12 / -	at Boston College *	W	3-0	25-20, 25-15, 25-19	Yildirim-13	Medic-17	Duzceler-18
Oct. 14	12 / -	at Maryland *	W	3-1	25-22, 25-17, 22-25, 25-17	Neff-13	Mosher-18	Duzceler-28
Oct. 19	12 / -	at Georgia Tech *	W	3-2	33-35, 23-25, 25-13, 25-17, 15-10	Neff-16	Mosher-18	Duzceler-27
Oct. 21	12 / -	at Clemson *	W	3-0	25-9, 25-23, 25-19	Freeman-12	Mosher-18	Wickstrom-25
Oct. 24	12 / 11	vs. Florida	W	3-0	25-23, 25-22, 25-21	Yildirim-10	Mosher-16	Wickstrom-18
Oct. 26	12 / -	vs. Virginia *	W	3-0	25-19, 25-11, 25-16	Freeman/Green-8	Mosher/Yildirim-11	Wickstrom-21
Oct. 28	12 / -	vs. Virginia Tech *	W	3-0	25-21, 25-20, 25-19	Neff-10	Mosher-16	Wickstrom-20
Nov. 2	11 / -	at NC State *	W	3-0	26-24, 25-16, 25-21	Neff/Yildirim-9	Mosher-13	Duzceler-19
Nov. 3	11 / -	at North Carolina *	L	1-3	25-23, 20-25, 24-26, 21-25	Medic-13	Mosher-19	Wickstrom-27
Nov. 8	13 / -	at Duke *	W	3-0	25-16, 26-24, 25-22	Neff-10	Mosher-18	Duzceler-19
Nov. 10	13 / -	at Wake Forest *	W	3-1	25-23, 25-21, 19-25, 25-14	Yildirim-17	Medic-14	Wickstrom-27
Nov. 16	11 / -	vs. Maryland *	W	3-0	25-21, 25-15, 25-19	Medic-13	Mosher-11	Wickstrom-17
Nov. 18	11 / -	vs. Boston College *	W	3-0	25-22, 25-13, 25-22	Freeman-13	Medic/Mosher-16	Wickstrom-26
Nov. 23	12 / 23	vs. Miami *	W	3-1	25-20, 22-25, 25-14, 29-27	Yildirim-16	Mosher-20	Duzceler-28
Nov. 30	12 / -	vs. Hofstra ^	W	3-0	25-21, 25-10, 25-20	Yildirim-9	Mosher-13	Duzceler-16
Dec. 1	12 / 22	vs. Purdue ^	L	2-3	20-25, 25-21, 21-25, 25-23, 11-15	Milosavljevic-10	Yildirim-23	Duzceler-28

!-Lady Vol Comcast Invitational (Knoxville, TN)

@-FSU Invitational (Tallahassee, FL)

*-ACC match

^-NCAA Tournament (Tallahassee, FL)

2013

Head Coach:	Chris Poole
Overall Record:	26-8
Home Record:	13-1
Away Record:	9-5
Neutral Record:	4-2
Atlantic Coast Conference Record:	17-3

Date	FS/Opp.	Opponent	Result	Scores	FSU High Kills	FSU High Digs	FSU High Assists
Aug. 30	18 / -	vs. Illinois !	L	0-3	18-25, 23-25, 23-25	E. Walch/Medic-9	Luke-17
Aug. 30	18 / 17	vs. Kentucky !	W	3-0	27-25, 25-23, 25-20	N. Walch/Medic-10	Wickstrom-21
Aug. 31	18 / -	at Long Beach State !	W	3-2	15-25, 25-23, 20-25, 25-18, 15-12	N. Walch-21	Wickstrom-32
Sept. 6	15 / 23	vs. Ohio State @	L	1-3	29-27, 24-26, 14-25, 20-25	E. Walch-12	Wickstrom-27
Sept. 7	15 / 16	vs. Western Kentucky @	W	3-1	20-25, 25-15, 25-15, 25-23	N. Walch-14	Wickstrom-20
Sept. 7	15 / -	vs. Florida Gulf Coast @	W	3-0	25-17, 25-13, 25-20	Green/N. Walch-9	Three tied with-7
Sept. 12	16 / -	vs. Siena #	W	3-0	25-18, 25-9, 25-17	Carmona-10	Wickstrom-22
Sept. 12	16 / -	at Texas AGM #	L	0-3	25-27, 25-27, 22-25	N. Walch-14	Wickstrom-25
Sept. 13	16 / 7	vs. Michigan #	W	3-2	21-25, 23-25, 25-17, 25-19, 15-13	N. Walch/E. Walch-22	Wickstrom-37
Sept. 17	17 / 4	at Florida	L	0-3	20-25, 24-26, 23-25	N. Walch-14	Wickstrom-21
Sept. 21	17 / -	at Auburn	W	3-2	25-22, 28-30, 25-16, 22-25, 15-11	N. Walch-23	Wickstrom-37
Sept. 28	17 / -	at Syracuse *	W	3-1	19-25, 25-16, 25-13, 25-13	N. Walch-17	Wickstrom-33
Sept. 29	17 / -	at Boston College *	W	3-0	25-23, 25-8, 25-13	N. Walch-12	Medic/Mosher-10
Oct. 4	18 / -	at Georgia Tech *	L	1-3	25-20, 24-26, 17-25, 22-25	E. Walch-14	Mosher-24
Oct. 5	18 / -	at Clemson *	W	3-2	19-25, 17-25, 25-23, 25-21, 15-8	N. Walch-22	Medic-20
Oct. 11	21 / -	vs. Maryland *	W	3-0	25-19, 25-23, 25-14	Mikesky-9	Medic-18
Oct. 13	21 / -	vs. Pittsburgh *	W	3-0	25-22, 25-23, 25-20	E. Walch-11	Wickstrom-8
Oct. 16	19 / -	vs. Miami *	W	3-1	25-23, 24-26, 25-13, 25-19	E. Walch-17	Mosher-16
Oct. 20	19 / -	at Notre Dame *	W	3-0	25-8, 25-23, 25-13	E. Walch/N. Walch-12	Medic-13
Oct. 25	18 / 23	at Duke *	L	2-3	20-25, 25-22, 22-25, 25-23, 9-15	Medic-14	Mosher-18
Oct. 26	18 / -	at Wake Forest *	W	3-1	24-26, 25-16, 25-20, 25-22	Carmona-13	Mosher-24
Nov. 1	20 / 12	vs. North Carolina *	W	3-2	25-27, 25-21, 25-16, 17-25, 15-8	N. Walch-20	Mosher-17
Nov. 3	20 / -	vs. NC State *	W	3-0	25-12, 25-18, 25-17	N. Walch-11	Mosher-16
Nov. 8	18 / -	at Virginia *	W	3-1	25-22, 27-29, 25-21, 25-21	Carmona-18	Mosher-27
Nov. 9	18 / -	at Virginia Tech *	L	1-3	21-25, 25-20, 21-25, 15-25	N. Walch-12	Mosher-13
Nov. 13	22 / -	at Miami *	W	3-1	25-16, 25-23, 21-25, 25-13	N. Walch-16	Mosher-28
Nov. 17	22 / -	vs. Notre Dame *	W	3-0	25-13, 25-21, 25-21	N. Walch-13	N. Walch-12
Nov. 22	19 / -	vs. Wake Forest *	W	3-0	25-12, 25-16, 25-20	N. Walch-11	Mosher-12



SEASON-BY-SEASON RESULTS

Nov. 24	19 / 13	vs. Duke *	W	3-0	25-22, 25-22, 25-17	N. Walch-15	Medic-16	Wickstrom-21
Nov. 27	16 / -	vs. Clemson *	W	3-0	25-21, 25-23, 25-16	N. Walch-12	Mosher-19	Wickstrom-24
Nov. 29	16 / -	vs. Georgia Tech *	W	3-0	25-10, 25-13, 25-21	Burrington-9	Mosher-12	Wickstrom-18
Dec. 5	16 / -	vs. Georgia Southern ^	W	3-0	25-19, 25-20, 25-20	N. Walch-15	Medic-14	Wickstrom-22
Dec. 6	16 / 6	vs. Florida ^	W	3-2	25-15, 20-25, 22-25, 25-22, 15-9	N. Walch-22	Medic-19	Wickstrom-34
Dec. 13	16 / 13	vs. Wisconsin &	L	1-3	15-25, 25-23, 22-25, 15-25	N. Walch-16	N. Walch-16	Wickstrom-26

I-Long Beach State Mizuno Invitational (Long Beach, CA)

@-Four Points Sheraton Seminole Invitational (Tallahassee, FL)

#-Texas A&M Tournament (College Station, Texas)

*-ACC match

^-NCAA Tournament (Tallahassee, FL)

&-NCAA Regionals (Champaign, IL)

2014

Head Coach:	Chris Poole
Overall Record:	30-3
Home Record:	17-0
Away Record:	12-2
Neutral Record:	1-1
Atlantic Coast Conference Record:	16-2

Date	FS/Opp.	Opponent	Result	Scores	FSU High Kills	FSU High Digs	FSU High Assists	
Aug. 29	13 / 7	at Nebraska !	W	3-1	18-25, 27-25, 25-23, 25-23	N. Walch-18	Mosher-33	Luke-25
Aug. 31	13 / -	at Iowa State !	W	3-0	25-21, 25-16, 25-11	N. Walch-18	Horton-10	Luke-17
Sept. 3	8 / 11	vs. Florida	W	3-2	28-30, 25-21, 23-25, 25-23, 15-9	N. Walch-15	N. Walch-10	Wickstrom-33
Sept. 6	8 / -	vs. Marquette @	W	3-2	21-25, 25-19, 25-19, 25-27, 15-13	N. Walch-24	Mosher-19	Wickstrom-39
Sept. 7	8 / -	at American @	W	3-2	19-25, 25-12, 25-22, 10-25, 15-9	N. Walch-18	Mosher-21	Wickstrom-29
Sept. 12	7 / -	vs. Samford #	W	3-0	25-19, 25-8, 25-13	N. Walch-13	Mosher-7	Wickstrom-18
Sept. 13	7 / -	vs. Central Arkansas #	W	3-0	25-11, 25-18, 25-17	N. Walch-10	Mosher-8	Wickstrom-17
Sept. 13	7 / -	vs. LSU #	W	3-1	19-25, 25-19, 25-23, 25-16	Kubura-15	Mosher-23	Luke-28
Sept. 15	6 / -	vs. Auburn	W	3-2	25-17, 26-28, 17-25, 25-16, 15-8	N. Walch-16	Mosher-30	Wickstrom-38
Sept. 19	6 / 21	at Texas A&M \$	W	3-1	25-22, 23-25, 26-24, 25-21	N. Walch-20	Mosher-18	Wickstrom-27
Sept. 20	6 / 21	at Texas A&M \$	W	3-0	25-20, 25-16, 25-8	N. Walch-15	N. Walch-12	Wickstrom-26
Sept. 26	6 / 12	vs. North Carolina *	W	3-0	25-22, 25-22, 32-30	N. Walch-16	Mosher-19	Wickstrom-24
Sept. 28	6 / -	vs. Notre Dame *	W	3-0	34-32, 25-22, 25-19	N. Walch-13	Mosher-20	Luke/Wickstrom-19
Oct. 3	5 / -	at Georgia Tech *	W	3-0	25-17, 25-22, 25-18	N. Walch-9	Mosher-8	Luke/Wickstrom-15
Oct. 5	5 / -	at Miami *	W	3-2	26-28, 25-19, 25-20, 27-29, 15-9	Walch-18	Mosher-34	Wickstrom-31
Oct. 10	4 / -	at Louisville *	W	3-1	25-21, 24-26, 25-18, 25-22	N. Walch-22	Mosher-22	Wickstrom-32
Oct. 12	4 / -	vs. NC State *	W	3-0	25-21, 25-16, 25-23	Wright-14	Mosher-14	Wickstrom-23
Oct. 17	4 / -	vs. Florida A&M	W	3-0	26-24, 25-21, 25-18	N. Walch-12	Three tied with-6	Luke-20
Oct. 19	4 / -	vs. Virginia Tech *	W	3-1	25-22, 25-17, 21-25, 25-23	N. Walch-10	Mosher-12	Wickstrom-22
Oct. 24	4 / -	at Pittsburgh *	W	3-2	24-26, 18-25, 25-17, 25-19, 15-11	N. Walch-24	Mosher-15	Wickstrom-26
Oct. 26	4 / -	at Wake Forest *	W	3-1	25-17, 18-25, 25-11, 25-22	N. Walch-11	Mosher-13	Wickstrom-22
Oct. 31	3 / -	at NC State *	W	3-1	18-25, 25-17, 25-19, 25-17	Horton/N. Walch-15	Mosher-13	Luke-43
Nov. 2	3 / -	at Clemson *	W	3-2	22-25, 25-22, 21-25, 25-18, 15-12	N. Walch-25	Mosher-19	Wickstrom-32
Nov. 7	3 / -	vs. Virginia *	W	3-1	25-17, 25-15, 20-25, 25-22	Kubura-13	Mosher-21	Wickstrom-25
Nov. 13	3 / -	at Duke *	L	1-3	25-20, 20-25, 21-25, 21-25	Horton-12	Mosher/N. Walch-14	Wickstrom-27
Nov. 14	3 / 8	at North Carolina *	L	1-3	24-26, 25-19, 22-25, 20-25	Horton-17	Horton-16	Wickstrom-27
Nov. 21	8 / -	vs. Boston College *	W	3-0	25-22, 28-26, 25-20	Horton-13	Mosher-22	Wickstrom-24
Nov. 23	8 / -	vs. Syracuse *	W	3-0	25-19, 25-15, 25-17	Wright-12	Mosher-13	Wickstrom-22
Nov. 26	8 / -	vs. Clemson *	W	3-0	25-18, 25-21, 25-13	N. Walch-15	Mosher-21	Wickstrom-24
Nov. 28	8 / -	vs. Miami *	W	3-0	25-21, 25-22, 25-18	N. Walch-13	Wickstrom-10	Luke/Wickstrom-17
Dec. 4	8 / -	vs. Jacksonville ^	W	3-0	25-13, 25-21, 25-15	N. Walch-14	Horton-13	Wickstrom-18
Dec. 5	8 / -	vs. Alabama ^	W	3-0	25-18, 25-22, 25-19	N. Walch-13	Mosher-10	Wickstrom-23
Dec. 12	8 / 12	vs. Brigham Young &	L	1-3	20-25, 19-25, 25-19, 24-26	N. Walch-23	Wickstrom-19	Wickstrom-28

!-AVCA Showcase

@-American Tournament (Washington, D.C.)

#-Four Points Sheraton Seminole Invitational (Tallahassee, FL)

\$-Aggie Invitational (College Station, TX)

*-ACC match

^-NCAA Tournament (Tallahassee, FL)

&-NCAA Regional (Seattle, WA)



SEASON-BY-SEASON RESULTS

2015

Head Coach:	Chris Poole
Overall Record:	25-8
Home Record:	12-1
Away Record:	9-7
Neutral Record:	4-0
Atlantic Coast Conference Record:	17-3

Date	FS/Opp.	Opponent	Result	Scores	FSU High Kills	FSU High Digs	FSU High Assists	
Aug. 28	9 / -	vs. Oklahoma !	W	3-1	25-21, 25-23, 21-25, 25-18	N. Walch-22	Woie-14	Luke-28
Aug. 29	9 / 24	at Colorado !	L	2-3	20-25, 25-17, 27-25, 21-25, 12-15	N. Walch-21	Luke/N. Walch-12	Luke-27
Aug. 29	9 / -	vs. San Diego !	W	3-0	25-16, 25-21, 25-20	Vaughn-12	Woie-20	Luke-20
Sept. 5	14 / 22	at Ohio State @	L	2-3	25-21, 19-25, 25-20, 19-25, 11-15	Horton-11	Woie-18	Luke-20
Sept. 6	14 / -	vs. Northern Illinois @	W	3-0	25-23, 25-13, 25-19	N. Walch-15	Horton-10	Luke-18
Sept. 6	14 / 22	at Ohio State @	L	1-3	19-25, 25-18, 13-25, 21-25	N. Walch-21	Horton-15	Luke-23
Sept. 11	19 / -	vs. Coastal Carolina #	W	3-0	25-15, 25-16, 25-10	Keil/Kubura-9	Woie-8	Luke-17
Sept. 12	19 / -	at Florida A&M #	W	3-0	25-15, 25-16, 28-26	Ambrose-10	Hauer/Woie-11	Burkert-22
Sept. 12	19 / -	vs. Xavier #	W	3-0	25-21, 26-24, 25-15	N. Walch-10	Woie-16	Luke-18
Sept. 18	18 / -	vs. Texas A&M	W	3-1	25-20, 25-12, 21-25, 25-16	N. Walch-18	N. Walch-16	Luke-27
Sept. 20	18 / 5	at Florida	L	1-3	25-22, 18-25, 21-25, 20-25	N. Walch-20	Luke/N. Walch-14	Burkert-23
Sept. 23	17 / -	vs. Miami *	W	3-2	25-20, 25-21, 19-25, 20-25, 15-11	N. Walch-15	Woie-10	Burkert-25
Sept. 27	17 / -	at Notre Dame *	W	3-0	25-20, 25-21, 25-12	N. Walch-9	Woie-9	Luke-15
Oct. 2	17 / -	vs. Clemson *	W	3-0	25-22, 25-15, 25-15	N. Walch-13	Horton-13	Luke-21
Oct. 4	17 / -	vs. Georgia Tech *	W	3-0	25-22, 25-20, 25-13	N. Walch-14	Woie-13	Luke-26
Oct. 9	18 / -	at Duke *	W	3-2	25-22, 25-22, 20-25, 21-25, 15-12	N. Walch-31	N. Walch-27	Burkert-32
Oct. 11	18 / -	at Wake Forest *	W	3-0	25-11, 25-17, 25-18	Kubura-8	Woie-8	Burkert-21
Oct. 16	t-18 / -	at North Carolina *	W	3-2	25-20, 22-25, 18-25, 25-21, 15-10	N. Walch-14	Woie-21	Luke-29
Oct. 18	t-18 / -	at NC State *	W	3-1	25-18, 33-31, 22-25, 25-20	N. Walch-23	Horton-17	Burkert-35
Oct. 23	17 / -	vs. Syracuse *	W	3-0	25-16, 25-19, 25-20	N. Walch-14	N. Walch-17	Luke-22
Oct. 25	17 / -	vs. Boston College *	W	3-0	25-18, 25-22, 25-14	Hauer-9	Horton-9	Luke-22
Oct. 30	15 / -	at Pittsburgh *	L	0-3	14-25, 23-25, 26-28	N. Walch-9	Woie-10	Luke-15
Nov. 1	15 / -	at Virginia Tech *	W	3-0	25-17, 25-21, 25-15	Burrington-10	Woie-13	Luke-16
Nov. 4	17 / -	at Miami *	L	1-3	25-20, 23-25, 26-28, 14-25	Kubura-13	Woie-13	Luke-24
Nov. 8	17 / -	vs. Virginia *	W	3-0	31-29, 25-15, 25-19	N. Walch-11	Horton-12	Burkert/Luke-17
Nov. 13	20 / -	vs. Notre Dame *	W	3-0	25-18, 25-14, 25-19	N. Walch-13	Horton-12	Luke-22
Nov. 15	20 / 22	vs. Louisville *	L	2-3	25-21, 24-26, 25-18, 26-28, 9-15	N. Walch-22	Horton/Woie-17	Luke-26
Nov. 20	20 / -	vs. Wake Forest *	W	3-1	25-12, 25-19, 22-25, 25-16	Burrington/N. Walch-12	Luke-12	Luke-17
Nov. 22	20 / -	vs. Duke *	W	3-1	19-25, 25-18, 25-23, 25-17	N. Walch-18	Woie-16	Burkert-30
Nov. 25	20 / -	at Georgia Tech *	W	3-2	25-20, 22-25, 23-25, 25-20, 15-7	Horton-16	Horton/Woie-20	Luke-26
Nov. 27	20 / -	at Clemson *	W	3-0	25-22, 27-25, 25-15	N. Walch-12	Woie-16	Luke-25
Dec. 3	19 / -	vs. Arizona State ^	W	3-0	25-13, 25-17, 25-21	N. Walch-16	N. Walch-14	Luke-17
Dec. 4	19 / 16	at Florida ^	L	1-3	25-23, 19-25, 23-25, 19-25	N. Walch-19	Woie-17	Luke-26

!-Colorado Tournament (Boulder, CO)

@-Ohio State Tournament (Columbus, OH)

#-Aloft Seminole Invitational (Tallahassee, FL)

^-NCAA Tournament (Gainesville, FL)

2016

Head Coach:	Chris Poole
Overall Record:	26-6
Home Record:	11-3
Away Record:	11-1
Neutral Record:	4-2
Atlantic Coast Conference Record:	17-3

Date	FS/Opp.	Opponent	Result	Scores	FSU High Kills	FSU High Digs	FSU High Assists	
Aug. 27	17 / -	vs. UCF	W	3-0	25-23, 25-23, 25-13	Green-10	Woie-16	Luke-17
Sept. 1	16 / 14	vs. Texas A&M !	W	3-2	18-25, 19-25, 25-20, 25-21, 15-8	Kubura/Ambrose-13	Woie-14	Luke-24
Sept. 2	16 / -	vs. Alabama !	W	3-2	22-25, 25-21, 20-25, 25-19, 15-12	Horton-20	Woie-15	Luke-38
Sept. 3	16 / 6	vs. Minnesota !	L	1-3	14-25, 24-26, 25-21, 12-25	Kubura-15	Woie-16	Burkert-27
Sept. 8	13 / -	vs. Baylor @	W	3-2	18-25, 25-15, 25-13, 19-25, 15-13	Keil-10	Sullivan-12	Burkert-35
Sept. 9	13 / -	vs. Florida A&M @	W	3-0	25-20, 25-22, 25-21	Horton-13	Horton-9	Burkert-38
Sept. 9	13 / -	vs. Little Rock @	W	3-0	25-15, 25-19, 25-20	Horton-13	Burkert-12	Burkert-37
Sept. 14	13 / 7	vs. Florida	L	1-3	25-27, 25-19, 22-25, 19-25	Kubura-19	Horton-17	Burkert-28
Sept. 18	13 / -	at LSU	W	3-0	26-24, 25-20, 25-18	Kubura-8	Woie-12	Burkert-16
Sept. 23	15 / -	vs. Miami *	W	3-0	25-12, 25-15, 25-19	Horton-13	Horton-11	Luke-19
Sept. 25	15 / -	vs. Louisville *	W	3-1	26-24, 25-18, 23-25, 25-22	Kubura-15	Horton-17	Burkert-24
Sept. 30	15 / -	vs. Syracuse *	W	3-0	25-17, 25-16, 25-16	Kubura-16	Woie-14	Burkert-24
Oct. 2	15 / -	vs. Boston College *	W	3-0	25-20, 25-17, 25-15	Green-8	Horton-13	Luke-17



SEASON-BY-SEASON RESULTS

Oct. 7	16 / 9	at North Carolina *	L 0-3	12-25, 22-25, 21-25	Green/Kubura-8	Horton/Woie-11	Burkert-19
Oct. 9	16 / -	at NC State *	W 3-1	25-22, 25-19, 23-25, 27-25	Horton-15	Woie-28	Burkert-31
Oct. 14	15 / -	vs. Virginia Tech *	W 3-2	25-13, 25-21, 15-25, 24-26, 15-8	Ambrose/Kubura-12	Woie-12	Burkert-29
Oct. 16	15 / -	vs. Pittsburgh *	W 3-1	25-22, 24-26, 25-20, 25-23	Kubura-14	Woie-13	Burkert-22
Oct. 19	12 / -	at Miami *	W 3-0	25-12, 25-15, 25-23	Kubura-12	Horton/Luke-9	Burkert-22
Oct. 21	12 / -	at Virginia *	W 3-0	27-25, 25-22, 25-16	Horton-11	Horton-15	Burkert-22
Oct. 28	11 / -	at Louisville *	W 3-1	23-25, 25-18, 29-27, 25-10	Kubura-14	Horton-20	Burkert-32
Oct. 30	11 / -	at Notre Dame *	W 3-1	17-25, 26-24, 25-14, 25-20	Kubura-19	Woie-29	Burkert-29
Nov. 4	10 / -	vs. NC State *	L 2-3	23-25, 21-25, 25-17, 25-22, 8-15	Horton-14	Horton-13	Burkert-23
Nov. 6	10 / 12	vs. North Carolina *	L 2-3	25-13, 25-21, 11-25, 22-25, 13-15	Ambrose-15	Woie-23	Luke-28
Nov. 11	18 / -	at Boston College *	W 3-1	22-25, 25-17, 25-17, 25-18	Kubura-16	Woie-22	Burkert-29
Nov. 13	18 / -	at Syracuse *	W 3-1	25-23, 25-9, 24-26, 25-20	Horton-21	Woie-25	Burkert-27
Nov. 18	17 / -	at Duke *	W 3-1	20-25, 25-16, 25-23, 25-20	Horton-18	Woie-29	Luke-27
Nov. 20	17 / -	at Wake Forest *	W 3-1	25-18, 22-25, 25-20, 25-21	Kubura-13	Horton/Luke-13	Burkert-24
Nov. 23	16 / -	vs. Clemson *	W 3-1	25-16, 24-26, 25-17, 25-17	Kubura-18	Woie-15	Burkert-30
Nov. 25	16 / -	vs. Georgia Tech *	W 3-2	25-17, 25-22, 16-25, 23-25, 15-13	Horton-14	Woie-27	Luke-29
Dec. 2	16 / -	vs. Cincinnati ^	W 3-1	20-25, 25-14, 25-23, 25-23	Horton-17	Horton-26	Luke-28
Dec. 3	16 / 11	vs. Florida ^	W 3-2	13-25, 16-25, 25-23, 25-19, 15-12	Horton-18	Woie-19	Burkert-30
Dec. 9	16 / 9	vs. Stanford G	L 1-3	27-25, 20-25, 9-25, 23-25	Calkins-12	Woie-21	Luke-23

†-Puerto Rico Tournament (San Juan, Puerto Rico)

@-Home2 Suites by Hilton-Tallahassee Seminole Invitational (Tallahassee, FL)

^-NCAA Tournament (Gainesville, FL)

G-NCAA Regionals (Madison, WI)

2017

Head Coach:	Chris Poole
Overall Record:	18-11
Home Record:	9-5
Away Record:	7-5
Neutral Record:	2-1
Atlantic Coast Conference Record:	12-8

Date	FS/Opp.	Opponent	Result	Scores	FSU High Kills	FSU High Digs	FSU High Assists
Aug. 25	15 / -	at Baylor ¹	W 3-1	26-19, 12-25, 25-21, 25-22	Kubura-13	Woie-19	Burkert-31
Aug. 26	15 / -	vs. Illinois State ¹	W 3-2	25-23, 28-30, 23-25, 26-24, 15-7	Calkins-22	Woie-40	Burkert-56
Aug. 26	15 / -	vs. UC Santa Barbara ¹	W 3-2	25-22, 25-27, 26-28, 25-18, 15-13	Calkins-17	Burkert-19	Burkert-44
Sept. 1	15 / -	UNC Asheville ²	W 3-0	25-19, 25-15, 25-20	Ambrose-13	Woie-16	Burkert-31
Sept. 2	15 / -	Colorado State ²	L 0-3	21-25, 23-25, 15-25	Kubura-14	Culo-7	Burkert-32
Sept. 3	15 / -	TCU ²	W 3-1	25-16, 25-23, 23-25, 25-21	Calkins-17	Woie-20	Burkert-44
Sept. 16	20 / -	Auburn	W 3-2	25-19, 18-25, 27-25, 19-25, 15-12	Kubura-19	Woie-18	Burkert-46
Sept. 19	- / 3	at Florida	L 0-3	21-25, 15-25, 12-25	Kubura-13	Burkert/Woie-14	Burkert-25
Sept. 22	- / -	Virginia *	W 3-1	25-22, 25-21, 23-25, 25-14	Kubura-20	Woie-12	Burkert-45
Sept. 24	- / -	Virginia Tech *	W 3-1	25-19, 23-25, 25-15, 25-20	Kubura-20	Holanchock-13	Burkert-38
Sept. 29	- / -	at Louisville *	L 0-3	20-25, 20-25, 29-31	Kubura/Ambrose-11	Woie-19	Burkert-24
Oct. 1	- / -	at Notre Dame *	L 2-3	21-25, 25-23, 25-19, 12-25, 12-15	Kubura-14	Burkert-20	Burkert-32
Oct. 4	- / -	Miami *	W 3-0	25-23, 25-18, 25-23	Kubura-13	Woie-9	Tietjens-22
Oct. 6	- / -	Pittsburgh *	L 1-3	23-25, 25-21, 21-25, 21-25	Kubura-13	Woie-16	Burkert-27
Oct. 13	- / -	at Wake Forest *	W 3-1	25-23, 25-20, 17-25, 25-14	Kubura-14	Woie-17	Burkert-27
Oct. 15	- / -	at Duke *	W 3-1	25-23, 16-25, 25-18, 28-26	Kubura-16	Burkert/Woie-20	Burkert-31
Oct. 20	- / -	Notre Dame *	L 1-3	18-25, 25-17, 18-25, 24-26	Kubura-16	Woie-27	Burkert-28
Oct. 22	- / -	Louisville *	L 0-3	25-27, 21-25, 20-25	Kubura-9	Holanchock/Woie-10	Burkert-20
Oct. 27	- / -	North Carolina *	W 3-0	25-11, 25-22, 27-25	Kubura/Knuth-9	Woie-15	Burkert-25
Oct. 29	- / -	NC State *	L 2-3	25-23, 25-27, 25-20, 22-25, 20-22	Calkins-19	Culo-18	Burkert-46
Nov. 1	- / -	at Miami *	L 0-3	19-25, 21-25, 23-25	Kubura-11	Woie-14	Burkert-24
Nov. 5	- / -	at Pittsburgh *	L 0-3	22-25, 20-25, 18-25	Calkins-7	Culo-7	Burkert-24
Nov. 10	- / -	Syracuse *	W 3-1	25-17, 25-19, 28-30, 26-24	Calkins-17	Woie-17	Burkert-38
Nov. 12	- / -	Boston College *	W 3-0	25-20, 25-17, 25-13	Kubura-11	Woie-11	Burkert-25
Nov. 17	- / -	at Virginia Tech *	W 3-1	25-17, 25-21, 20-25, 25-21	Kubura-13	Woie-15	Burkert-33
Nov. 19	- / -	at Virginia *	W 3-1	16-25, 25-18, 25-23, 25-19	Kubura-18	Woie-20	Burkert-42
Nov. 22	- / -	at Clemson *	W 3-0	25-9, 26-24, 25-14	Kubura/Calkins-9	Woie-12	Burkert-20
Nov. 24	- / -	at Georgia Tech *	W 3-0	25-12, 25-18, 25-23	Kubura-11	Holanchock/Woie-14	Burkert-30
Dec. 1	- / -	vs. Washington State ^	L 1-3	32-34, 14-25, 25-23, 13-25	Knuth-16	Woie-31	Burkert-33

1- Hampton Inn & Suites Waco North Baylor Invitational (Waco, Texas)

2-Home2 Suites by Hilton-Tallahassee Seminole Invitational (Tallahassee, FL)

^-NCAA Tournament (Lincoln, Neb.)



SEASON-BY-SEASON RESULTS

2018

Head Coach:	Chris Poole
Overall Record:	19-10
Home Record:	10-2
Away Record:	8-4
Neutral Record:	1-4
Atlantic Coast Conference Record:	15-3

Date	FS/Opp.	Opponent	Result	Scores	FSU High Kills	FSU High Digs	FSU High Assists
Aug. 24	- / 4	Minnesota	L, 0-3	17-25, 21-25, 21-25	Ambrose-12	Wicinski-16	Burkert-22
Aug. 25	- / 9	vs. Wisconsin	L, 1-3	25-23, 24-26, 23-25, 22-25	Caffrey-19	Caffrey-20	Burkert-28
Aug 31	- / -	vs TCU	W, 3-0	25-21, 25-17, 25-18	Caffrey-12	Burkert/Ambrose/Caffrey-7	Burkert-19
Sep 01	- / 25	at Colorado State	L, 2-3	21-25, 11-25, 25-23, 25-16, 18-20	Caffrey-27	Wicinski-11	Burkert-30
Sep 02	- / -	vs Cincinnati	L, 2-3	18-25, 25-21, 25-18, 22-25, 11-15	Knuth-18	Wicinski-20	Burkert-29
Sep 07	- / -	VCU	W, 3-0	25-12, 25-17, 25-16	Caffrey-16	Wicinski-13	Burkert-22
Sep 08	- / -	Southern Miss	W, 3-0	25-16, 25-17, 26-24	Caffrey-16	Caffrey-16	Burkert-19
Sep 08	- / -	at Florida A&M	W, 3-0	25-22, 25-16, 25-15	Caffrey-13	Wicinski-12	Burkert/EI-
Sep 12	- / 11	Florida	L, 1-3	22-25, 22-25, 25-16, 19-25	Caffrey-13	Wicinski-17	Burkert-25
Sep 16	- / -	at Auburn	L, 1-3	20-25, 26-28, 25-16, 23-25	Ambrose-18	Wicinski-18	Burkert-28
Sep 21	- / -	Duke*	W, 3-0	25-23, 25-22, 25-19	Ambrose-14	Wicinski-13	Burkert-20
Sep 23	- / -	Wake Forest*	W, 3-0	25-17, 25-15, 28-26	Caffrey-18	Wicinski-13	EI-17
Sep 28	- / -	at Virginia*	W, 3-0	25-19, 25-23, 25-21	Caffrey-14	Wicinski-13	Burkert-22
Sept 30	- / 8	at Pitt*	L, 1-3	25-21, 20-25, 13-25, 17-25	Knuth-12	Wicinski-16	EI-15
Oct 05	- / -	NC State*	W, 3-0	25-17, 25-22, 25-22	Caffrey-14	Wicinski-8	Burkert-19
Oct 07	- / -	North Carolina*	W, 3-1	21-25, 25-17, 25-14, 25-15	Caffrey-16	Wicinski-20	Burkert-27
Oct 12	- / -	at Boston College*	W, 3-1	25-21, 22-25, 25-21, 25-17	Caffrey-17	Wicinski-28	Burkert-24
Oct 14	- / -	at Syracuse*	W, 3-2	23-25, 24-26, 25-16, 25-18, 15-12	Caffrey-26	Wicinski-21	EI-31
Oct 19	- / -	Georgia Tech*	W, 3-1	25-21, 23-25, 25-20, 25-23	Caffrey-19	Wicinski-23	Burkert-23
Oct 21	- / -	Clemson*	W, 3-1	24-26, 25-11, 25-17, 25-23	Murray-11	Wicinski-8	Burkert/EI-18
Oct 24	- / -	at Miami*	L, 2-3	28-30, 25-23, 25-22, 18-25, 17-19	Caffrey-18	Wicinski-26	Burkert-29
Oct 28	- / -	Virginia Tech*	W, 3-0	25-20, 25-17, 25-23	Caffrey-14	Wicinski-17	Burkert-18
Nov 02	- / -	at Notre Dame*	W, 3-1	25-23, 25-16, 23-25, 29-27	Caffrey-24	Wicinski-16	EI-26
Nov 04	- / 24	at Louisville*	W, 3-1	27-25, 25-16, 21-25, 25-23	Caffrey-28	Wicinski-21	Burkert-32
Nov 11	- / -	Notre Dame*	W, 3-2	20-25, 20-25, 25-23, 25-12, 15-9	Caffrey-20	Wicinski-34	Burkert-25
Nov 16	- / 10	Pitt*	L, 1-3	22-25, 21-25, 25-20, 19-25	Caffrey-16	Wicinski-20	Burkert-21
Nov 21	- / -	at North Carolina*	W, 3-0	25-22, 25-15, 25-23	Caffrey-16	Wicinski-18	EI-20
Nov 23	- / -	at NC State*	W, 3-1	19-25, 25-19, 30-28, 25-19	Caffrey-17	Wicinski-13	Burkert-29
Nov 29	- / 16	vs. Florida	L, 0-3	21-25, 20-25, 13-25	Caffrey-14	Wicinski-14	Burkert-13

2019

Head Coach:	Chris Poole
Overall Record:	19-10
Home Record:	9-3
Away Record:	8-4
Neutral Record:	2-3
Atlantic Coast Conference Record:	12-6

Date	FS/Opp.	Opponent	Result	Scores	FSU High Kills	FSU High Digs	FSU High Assists
Aug 30	- / 5	vs. Wisconsin ¹	L, 0-3	15-25, 22-25, 23-25	Caffrey- 9	Caffrey- 12	EI/Tessier- 13
Aug 31	- / 3	vs. Minnesota ¹	W, 3-0	25-17, 26-24, 25-21	Martin- 16	Caffrey- 15	Tessier- 21
Sep 06	22 / -	vs. Florida Atlantic ²	W, 3-2	23-25, 25-11, 25-22, 27-29, 15-5	Caffrey-22	Chacon- 17	Tessier- 33
Sep 07	22 / -	vs. Colorado State ²	L, 0-3	23-25, 18-25, 22-25	Knuth- 6	Caffrey- 10	Tessier- 12
Sep 08	22 / -	at TCU ²	W, 3-0	25-20, 25-20, 25-18	Caffrey- 11	Caffrey- 9	Tessier- 25
Sep 13	25 / -	Stony Brook ³	W, 3-0	25-21, 25-14, 25-23	Chacon- 13	Chacon- 12	Tessier- 16
Sep 14	25 / -	St. John's (NY) ³	W, 3-0	28-26, 25-18, 26-24	Caffrey- 19	Chacon- 13	Tessier- 20
Sep 17	23 / 11	at Florida	L, 0-3	21-25, 25-27, 14-25	Caffrey- 12	Chacon- 10	Tessier- 16
Sep 20	23 / -	Alabama	W, 3-0	25-16, 25-13, 25-17	Chacon- 10	Chacon/Roberts- 7	Tessier- 23
Sep 27	23 / -	at Duke *	W, 3-1	27-25, 25-21, 23-25, 25-15	Caffrey- 20	Sullivan- 16	Tessier- 28
Sep 29	23 / -	at Wake Forest *	W, 3-0	25-19, 25-20, 25-17	Caffrey- 13	Caffrey- 8	Tessier- 16
Oct 04	23 / -	Virginia *	W, 3-1	25-19, 25-14, 17-25, 25-22	Caffrey- 20	Caffrey- 15	Tessier- 34
Oct 06	23 / 4	at Pitt *	L, 1-3	15-25, 24-26, 25-14, 19-25	Caffrey- 12	Roberts- 18	Tessier- 28
Oct 11	23 / -	at NC State *	W, 3-0	25-18, 25-12, 25-19	Caffrey- 11	Chacon- 10	Tessier- 19
Oct 13	23 / -	at North Carolina *	L, 2-3	26-24, 25-20, 21-25, 23-25, 10-15	Chacon- 20	Chacon- 17	EI- 27
Oct 18	- / -	Boston College *	W, 3-0	26-24, 25-20, 31-29	Caffrey-16	Roberts- 12	Tessier- 23
Oct 20	- / -	Syracuse *	W, 3-0	25-23, 25-18, 25-21	Caffrey- 15	EI- 8	EI/Tessier- 15
Oct 25	- / -	at Georgia Tech *	L, 0-3	23-25, 12-25, 13-25	Caffrey- 9	Roberts- 10	EI/Tessier- 10
Oct 27	- / -	at Clemson *	W, 3-1	15-25, 25-15, 25-18, 25-21	Caffrey- 20	Chacon/Roberts- 12	EI- 29



SEASON-BY-SEASON RESULTS

Oct 30	-/-	Miami *	W, 3-1	25-21, 21-25, 29-27, 25-21	Caffrey- 21	Caffrey- 15	Tessier- 26
Nov 01	-/-	at Virginia Tech *	W, 3-0	25-20, 25-18, 25-17	Caffrey- 9	Burrows-11	Tessier- 15
Nov 02	-/-	at High Point	W, 3-2	25-18, 22-25, 25-22, 24-26, 15-10	Chacon- 21	Sullivan- 26	EII- 31
Nov 08	-/-	Notre Dame *	L, 0-3	20-25, 25-27, 19-25	Caffrey- 14	Chacon- 15	EII- 17
Nov 10	-/-	Louisville *	W, 3-1	18-25, 25-16, 25-12, 25-22	Caffrey- 16	Roberts- 18	EII- 21
Nov 17	-/-	North Carolina *	L, 2-3	23-25, 21-25, 25-17, 25-23, 13-15	Martin-18	Chacon- 19	Tessier- 39
Nov 22	-/2	at Pitt *	L, 1-3	19-25, 28-26, 19-25, 22-25	Caffrey/Chacon- 11	Roberts- 19	EII/Tessier- 20
Nov 24	-/-	Duke *	W, 3-0	25-22, 25-7, 25-10	Caffrey- 15	Roberts- 10	Tessier- 18
Nov 27	-/-	at Miami *	W, 3-1	25-16, 25-11, 15-25, 25-14	Caffrey- 17	Roberts- 17	Tessier- 25
Dec 05	-/-	vs. UCF ^	L, 2-3	19-25, 25-20, 25-20, 18-25, 8-15	Caffrey- 25	Roberts- 30	EII- 24

1- ACC-Big Ten Challenge (Chapel Hill, N.C.)
 2- TCU Tournament (Fort Worth, TX)
 3- Home2 Suites by Hilton-Tallahassee Seminole Invitational (Tallahassee, FL)
 ^-NCAA Tournament (Gainesville, FL)

2020

Head Coach:	Chris Poole
Overall Record:	13-5
Home Record:	9-0
Away Record:	3-4
Neutral Record:	1-1
Atlantic Coast Conference Record:	8-5

Date	FS/Opp.	Opponent	Result	Scores	FSU High Kills	FSU High Digs	FSU High Assists
Oct 7	-/12	at Georgia Tech*	L, 0-3	17-25, 18-25, 24-26	Clothier- 15	Golden- 14	Tessier- 16
Oct 8	-/12	at Georgia Tech*	L, 0-3	14-25, 17-25, 20-25	Clothier- 8	Robert/Chacon/Golden- 5	Tesser- 16
Oct 15	-/11	at Miami*	W, 3-1	23-25, 25-21, 25-19, 25-19	Chacon- 19	Chacon- 14	Tessier- 24
Oct 16	-/11	at Miami*	L, 0-3	20-25, 24-26, 19-25	Martin- 10	Chacon- 13	Tessier- 10
Feb 13	-/-	Clemson*	W, 3-1	19-25, 25-19, 25-15, 25-15	Knuth- 14	Chacon- 10	Dailey- 34
Feb 13	-/-	Clemson*	W, 3-0	25-20, 25-14, 25-12	Chacon/Martin- 10	Chacon- 7	Dailey- 24
Feb 26	-/-	Troy	W, 3-0	25-18, 25-13, 25-17	Chacon- 9	Burrows- 14	Tessier- 25
Feb 26	-/-	UCF	W, 3-2	22-25, 25-27, 25-11, 25-21, 15-6	Martin/Clothier- 13	Golden- 17	Dailey- 49
Feb 27	-/-	Louisiana	W, 3-0	25-12, 25-16, 25-14	Chacon/Martin- 9	Martin/Burrows- 9	Dailey- 16
Mar 5	-/-	at Duke*	W, 3-0	25-19, 25-22, 25-19	Martin- 13	Dailey- 13	Dailey- 29
Mar 6	-/-	at Duke*	W, 3-0	25-23, 26-24, 26-24	Chacon/Martin- 12	Golden- 13	Dailey- 26
Mar 12	-/14	Notre Dame*	W, 3-2	21-25, 23-25, 25-12, 25-16, 15-11	Chacon- 18	Golden- 17	Dailey- 50
Mar 14	-/-	Virginia Tech*	W, 3-1	25-13, 22-25, 25-16, 25-9	Chacon- 17	Burrows- 10	Dailey- 29
Mar 20	25/13	vs. Louisville*	L, 1-3	25-19, 16-25, 21-25, 16-25	Chacon- 12	Golden/Burrows- 11	Dailey- 32
Mar 26	25/19	at Pittsburgh*	L, 1-3	19-25, 22-25, 25-14, 20-25	Knuth- 14	Burrows- 18	Dailey- 40
Mar 27	25/-	vs. North Carolina*	W, 3-2	16-25, 25-12, 25-18, 21-25, 15-9	Clothier- 19	Chacon- 19	Dailey- 44
Apr 1	-/-	Syracuse*	W, 3-0	25-16, 25-14, 25-13	Chacon- 13	Nunge- 9	Dailey- 22
Apr 2	-/-	Syracuse*	W, 3-0	25-13, 25-11, 25-13	Knuth- 12	Golden- 15	Dailey- 21

2021

Head Coach:	Chris Poole
Overall Record:	20-10
Home Record:	10-4
Away Record:	6-4
Neutral Record:	4-2
Atlantic Coast Conference Record:	11-7

Date	FS/Opp.	Opponent	Result	Scores	FSU High Kills	FSU High Digs	FSU High Assists
Aug. 27	-/-	Northern Arizona#	W, 3-0	25-15, 25-14, 25-16	Louis - 11	Dupes - 20	Tessie - 33
Aug. 28	-/-	Michigan#	L, 0-3	14-25, 19-25, 16-25	Koenig - 6	Dupes - 11	Tessier - 17
Sept. 2	-/-	Tulane!	W, 3-0	25-23, 25-13, 25-13	Chacon - 10	Tessier - 8	Tessier - 26
Sept. 3	-/-	Samford!	W, 3-0	25-11, 25-22, 25-22	Chacon & Koenig - 8	Dupes - 9	Tessier - 18
Sept. 3	-/-	VCU!	W, 3-0	25-19, 25-18, 25-18	Koenig & Louis - 9	Burrows & Dupes - 11	Tessier - 28
Sept. 9	-/-	Georgia%	W, 3-2	22-25, 25-22, 21-25, 25-15, 15,13	Koenig & Louis - 15	Dupes - 23	Tessier - 51
Sept. 10	-/-	UCF%	L, 2-3	20-25, 25-21, 26-24, 18-25, 13-15	Chacon & Clothier - 14	Dupes - 26	Tessier - 49
Sept. 11	-/-	FGCU%	W, 3-0	25-20, 25-19, 25-16	Clothier - 12	Dupes - 10	Tessier - 30
Sept. 15	-/14	Florida	W, 3-1	24-26, 25-15, 25-19, 25-20	Chacon - 14	Dupes 17	Tessier - 42
Sept. 24	-/-	Notre Dame*	W, 3-1	25-21, 24-26, 25-16, 25-22	Chacon - 13	Burrows & Chacon - 23	Tessier - 48
Sept. 26	-/5	Louisville*	L, 0-3	13-25, 16-25, 19-25	Chacon & Koenig - 8	Burrows - 13	Tessier - 27
Oct. 1	-/-	NC State*	W, 3-1	25-16, 24-26, 25-12, 25-21	Chacon - 15	Golden - 14	Tessier - 49



SEASON-BY-SEASON RESULTS

Oct. 3	-/-	North Carolina*	W, 3-0	25-17, 25-17, 25-20	Koenig - 11	Dupes - 10	Tessier - 30
Oct. 6	-/-	Miami*	L, 1-3	27-25, 21-25, 22-25, 11-25	Clothier - 13	Chacon & Dupes - 16	Tessier - 37
Oct. 10	-/-	Duke*	W, 3-1	25-23, 19-25, 25-19, 25-19	Louis - 14	Burrows - 17	Tessier - 48
Oct. 15	-/-	Virginia*	W, 3-0	25-9, 25-22, 25-12	Koenig - 14	Tessier - 9	Tessier - 32
Oct. 17	-/4	Pitt*	L, 1-3	20-25, 25-23, 13-25, 14-25	Clothier - 13	Burrows - 15	Tessier - 40
Oct. 22	-/-	Virginia Tech*	W, 3-0	25-14, 25-19, 25-14	Chacon - 11	Dupes - 15	Tessier - 30
Oct. 24	-/-	Wake Forest*	W, 3-0	25-21, 25-17, 25-19	Clothier - 12	Burrows & Dupes - 14	Tessier - 38
Oct. 29	-/-	Boston College*	W, 3-0	25-20, 25-16, 25-15	Ekes - 13	Dupes - 15	Tessier - 34
Oct. 31	-/-	Syracuse*	W, 3-2	25-22, 25-23, 21-25, 24-26, 15-11	Koenig - 18	Dupes - 22	Tessier - 60
Nov. 5	-/-	Clemson*	W, 3-1	25-23, 23-25, 25-16, 25-20	Koenig - 16	Dupes - 20	Tessier - 52
Nov. 7	-/14	Georgia Tech*	L, 1-3	14-25, 22-25, 25-23, 16-25	Ekes & Koenig - 9	Dupes & Burrows - 12	Pitchford - 34
Nov. 9	-/-	North Florida	W, 3-1	25-12, 25-15, 21-25, 25-23	Ekes - 13	Dupes - 15	Pitchford - 32
Nov. 14	-/-	Syracuse*	W, 3-1	25-20, 13-25, 25-20, 25-17	Clothier - 15	Tessier - 18	Tessier - 44
Nov. 19	-/-	Miami*	L, 2-3	25-19, 19-25, 25-20, 22-25, 12-15	Koenig - 17	Tessier - 22	Tessier - 51
Nov. 24	-/-	Notre Dame*	L, 0-3	22-25, 22-25, 23-25	Louis - 9	Dupes - 14	Tessier - 22
Nov. 26	-/14	Georgia Tech*	L, 0-3	22-25, 14-25, 11-25	Clothier - 8	Dupes - 11	Tessier - 21
Dec. 3	-/-	Kansas State^	W, 3-0	25-20, 25-16, 25-17	Clothier - 11	Dupes - 11	Tessier - 30
Dec. 4	-/10	Nebraska^	L, 0-3	20-25, 22-25, 17-25	Koenig - 9	Dupes - 20	Tessier - 24

- Tiger Classic (Baton Rouge, La.)
 ! - Four Points Tallahassee Seminole Volleyball Invitational (Tallahassee, Fla.)
 % - UCF Invitational (Orlando, Fla.)
 * - ACC Conference Match
 ^ - NCAA Tournament (Lincoln, Neb.)



ALL-TIME TOP 25 VICTORIES

(CHRONOLOGICAL ORDER)

Date	Season	FSU / Opp. Rank	Opponent	Site	Result	Score	Scores
Nov. 12	1988	- / 9	at Kentucky	Lexington, KY	W	3-1	15-10, 16-14, 13-15, 15-12
Sept. 29	1989	- / 14	vs. Kentucky	Tallahassee, Fla.	W	3-2	15-13, 6-15, 15-13, 11-15, 16-14
Oct. 27	1989	- / 17	vs. LSU	Tallahassee, Fla.	W	3-2	12-15, 15-9, 7-15, 15-5, 15-9
Sept. 7	1993	- / 8	vs. Florida	Tallahassee, Fla.	W	3-2	15-0, 8-15, 4-15, 15-13, 15-13
Oct. 24	1994	- / 12	vs. Notre Dame	Tallahassee, Fla.	W	3-1	15-10, 8-15, 17-15, 15-12
Oct. 31	1994	- / 8	vs. Florida	Tallahassee, Fla.	W	3-0	15-9, 15-13, 15-12
Oct. 27	2002	- / 11	vs. North Carolina	Tallahassee, Fla.	W	3-2	26-30, 26-30, 30-27, 30-22, 15-6
Nov. 23	2002	- / 12	vs. North Carolina	Atlanta, Ga.	W	3-0	30-23, 30-25, 30-23
Sept. 4	2009	- / 8	vs. Illinois	Las Cruces, NM	W	3-0	26-24, 25-22, 25-17
Dec. 11	2009	12 / 13	vs. Kentucky	Minneapolis, MN	W	3-2	16-25, 26-24, 25-17, 19-25, 17-15
Sept. 10	2010	17 / 16	at Kentucky	Lexington, KY	W	3-2	21-25, 25-22, 25-20, 17-25, 15-6
Aug. 27	2011	- / 23	vs. Tulsa	Tallahassee, Fla.	W	3-1	25-17, 21-25, 25-16, 25-19
Sept. 9	2011	24 / 23	at Dayton	Dayton, OH	W	3-1	25-23, 22-25, 25-23, 25-13
Sept. 14	2011	- / 20	vs. Miami	Tallahassee, Fla.	W	3-0	25-23, 25-21, 25-18
Dec. 9	2011	21 / 8	vs. Purdue	Minneapolis, MN	W	3-1	25-23, 21-25, 25-20, 25-19
Dec. 10	2011	21 / 14	vs. Iowa State	Minneapolis, MN	W	3-2	25-21, 23-25, 25-20, 19-25, 15-11
Aug. 24	2012	12 / 15	at Tennessee	Knoxville, TN	W	3-0	27-25, 25-15, 25-21
Aug. 25	2012	12 / 10	vs. Iowa State	Knoxville, TN	W	3-2	23-25, 25-23, 25-11, 25-27, 15-11
Sept. 15	2012	11 / 21	vs. Ohio State	Tallahassee, Fla.	W	3-1	25-18, 22-25, 25-13, 25-13
Oct. 24	2012	12 / 11	vs. Florida	Tallahassee, Fla.	W	3-0	25-23, 25-22, 25-21
Nov. 23	2012	12 / 23	vs. Miami	Tallahassee, Fla.	W	3-1	25-20, 22-25, 25-14, 29-27
Aug. 30	2013	18 / 17	vs. Kentucky	Long Beach, CA	W	3-0	27-25, 25-23, 25-20
Sept. 7	2013	15 / 16	vs. Western Kentucky	Tallahassee, Fla.	W	3-1	20-25, 25-15, 25-15, 25-23
Sept. 13	2013	16 / 7	vs. Michigan	College Station, TX	W	3-2	21-25, 23-25, 25-17, 25-19, 15-13
Nov. 1	2013	20 / 12	vs. North Carolina	Tallahassee, Fla.	W	3-2	25-27, 25-21, 25-16, 17-25, 15-8
Nov. 24	2013	19 / 13	vs. Duke	Tallahassee, Fla.	W	3-0	25-22, 25-22, 25-17
Dec. 6	2013	16 / 6	vs. Florida	Tallahassee, Fla.	W	3-2	25-15, 20-25, 22-25, 25-22, 15-9
Aug. 29	2014	13 / 7	at Nebraska	Lincoln, NE	W	3-1	18-25, 27-25, 25-23, 25-23
Sept. 3	2014	8 / 11	vs. Florida	Tallahassee, Fla.	W	3-2	28-30, 25-21, 23-25, 25-23, 15-9
Sept. 19	2014	6 / 21	at Texas A&M	College Station, TX	W	3-1	25-22, 23-25, 26-24, 25-21
Sept. 20	2014	6 / 21	at Texas A&M	College Station, TX	W	3-0	25-20, 25-16, 25-8
Sept. 26	2014	6 / 12	vs. North Carolina	Tallahassee, Fla.	W	3-0	25-22, 25-22, 32-30
Sept. 1	2016	16 / 14	vs. Texas A&M	San Juan, Puerto Rico	W	3-2	18-25, 19-25, 25-20, 25-21, 15-12
Dec. 3	2016	16 / 11	at Florida	Gainesville, Fla.	W	3-2	13-25, 16-25, 25-23, 25-19, 15-12
Nov. 4	2018	- / 24	at Louisville	Louisville, Ky.	W	3-1	27-25, 25-16, 21-25, 25-23
Aug. 31	2019	- / 3	vs. Minnesota	Chapel Hill, N.C.	W	3-0	25-17, 26-24, 25-21
Oct. 15	2021	- / 11	at Miami	Miami, Fla.	W	3-1	23-25, 25-21, 25-19, 25-19
Mar. 12	2021	- / 14	vs. Notre Dame	Tallahassee, Fla.	W	3-2	21-25, 23-25, 25-12, 25-16, 15-11
Sept. 15	2021	- / 14	vs. Florida	Tallahassee, Fla.	W	3-1	24-26, 25-15, 25-19, 25-20

(BY RANKING)

Date	Season	FSU / Opp. Rank	Opponent	Site	Result	Score	Scores
Aug. 31	2019	- / 3	vs. Minnesota	Chapel Hill, N.C.	W	3-0	25-17, 26-24, 25-21
Dec. 6	2013	16 / 6	vs. Florida	Tallahassee, Fla.	W	3-2	25-15, 20-25, 22-25, 25-22, 15-9
Sept. 13	2013	16 / 7	vs. Michigan	College Station, TX	W	3-2	21-25, 23-25, 25-17, 25-19, 15-13
Aug. 29	2014	13 / 7	at Nebraska	Lincoln, NE	W	3-1	18-25, 27-25, 25-23, 25-23
Sept. 7	1993	- / 8	vs. Florida	Tallahassee, Fla.	W	3-2	15-0, 8-15, 4-15, 15-13, 15-13
Oct. 31	1994	- / 8	vs. Florida	Tallahassee, Fla.	W	3-0	15-9, 15-13, 15-12
Sept. 4	2009	- / 8	vs. Illinois	Las Cruces, NM	W	3-0	26-24, 25-22, 25-17
Dec. 9	2011	21 / 8	vs. Purdue	Minneapolis, MN	W	3-1	25-23, 21-25, 25-20, 25-19
Nov. 12	1988	- / 9	at Kentucky	Lexington, KY	W	3-1	15-10, 16-14, 13-15, 15-12
Aug. 25	2012	12 / 10	vs. Iowa State	Knoxville, TN	W	3-2	23-25, 25-23, 25-11, 25-27, 15-11
Dec. 3	2016	16 / 11	at Florida	Gainesville, Fla.	W	3-2	13-25, 16-25, 25-23, 25-19, 15-12
Oct. 27	2002	- / 11	vs. North Carolina	Tallahassee, Fla.	W	3-2	26-30, 26-30, 30-27, 30-22, 15-6
Oct. 24	2012	12 / 11	vs. Florida	Tallahassee, Fla.	W	3-0	25-23, 25-22, 25-21
Sept. 3	2014	8 / 11	vs. Florida	Tallahassee, Fla.	W	3-2	28-30, 25-21, 23-25, 25-23, 15-9
Oct. 15	2021	- / 11	at Miami	Miami, Fla.	W	3-1	23-25, 25-21, 25-19, 25-19
Oct. 24	1994	- / 12	vs. Notre Dame	Tallahassee, Fla.	W	3-1	15-10, 8-15, 17-15, 15-12
Nov. 23	2002	- / 12	vs. North Carolina	Atlanta, Ga.	W	3-0	30-23, 30-25, 30-23
Nov. 1	2013	20 / 12	vs. North Carolina	Tallahassee, Fla.	W	3-2	25-27, 25-21, 25-16, 17-25, 15-8
Sept. 26	2014	6 / 12	vs. North Carolina	Tallahassee, Fla.	W	3-0	25-22, 25-22, 32-30
Dec. 11	2009	12 / 13	vs. Kentucky	Minneapolis, MN	W	3-2	16-25, 26-24, 25-17, 19-25, 17-15
Nov. 24	2013	19 / 13	vs. Duke	Tallahassee, Fla.	W	3-0	25-22, 25-22, 25-17
Sept. 15	2021	- / 14	vs. Florida	Tallahassee, Fla.	W	3-1	24-26, 25-15, 25-19, 25-20
Sept. 29	1989	- / 14	vs. Kentucky	Tallahassee, Fla.	W	3-2	15-13, 6-15, 15-13, 11-15, 16-14
Dec. 10	2011	21 / 14	vs. Iowa State	Minneapolis, MN	W	3-2	25-21, 23-25, 25-20, 19-25, 15-11
Sept. 1	2016	16 / 14	vs. Texas A&M	San Juan, Puerto Rico	W	3-2	18-25, 19-25, 25-20, 25-21, 15-12
Mar. 12	2021	- / 14	vs. Notre Dame	Tallahassee, Fla.	W	3-2	21-25, 23-25, 25-12, 25-16, 15-11
Aug. 24	2012	12 / 15	at Tennessee	Knoxville, TN	W	3-0	27-25, 25-15, 25-21
Sept. 10	2010	17 / 16	at Kentucky	Lexington, KY	W	3-2	21-25, 25-22, 25-20, 17-25, 15-6
Sept. 7	2013	15 / 16	vs. Western Kentucky	Tallahassee, Fla.	W	3-1	20-25, 25-15, 25-15, 25-23
Oct. 27	1989	- / 17	vs. LSU	Tallahassee, Fla.	W	3-2	12-15, 15-9, 7-15, 15-5, 15-9
Aug. 30	2013	18 / 17	vs. Kentucky	Long Beach, CA	W	3-0	27-25, 25-23, 25-20
Sept. 14	2011	- / 20	vs. Miami	Tallahassee, Fla.	W	3-0	25-23, 25-21, 25-18
Sept. 15	2012	11 / 21	vs. Ohio State	Tallahassee, Fla.	W	3-1	25-18, 22-25, 25-13, 25-13
Sept. 19	2014	6 / 21	at Texas A&M	College Station, TX	W	3-1	25-22, 23-25, 26-24, 25-21
Sept. 20	2014	6 / 21	at Texas A&M	College Station, TX	W	3-0	25-20, 25-16, 25-8
Aug. 27	2011	- / 23	vs. Tulsa	Tallahassee, Fla.	W	3-1	25-17, 21-25, 25-16, 25-19
Sept. 9	2011	24 / 23	at Dayton	Dayton, OH	W	3-1	25-23, 22-25, 25-23, 25-13
Nov. 23	2012	12 / 23	vs. Miami	Tallahassee, Fla.	W	3-1	25-20, 22-25, 25-14, 29-27
Nov. 4	2018	- / 24	at Louisville	Louisville, Ky.	W	3-1	27-25, 25-16, 21-25, 25-23



FLORIDA STATE AVCA POLL HISTORY

Date	Season	FSU / Opp. Rank	Opponent	Result	Scores	Date	Season	FSU / Opp. Rank	Opponent	Result	Scores
Sept. 21	1982	20 / -	vs. UCF	W, 3-0	15-9, 15-3, 15-10	Oct. 10	2010	20 / -	vs. Georgia Tech *	L, 0-3	24-26, 11-25, 17-25
Oct. 1	1982	20 / -	vs. Illinois State	W, 3-1	15-13, 15-4, 13-15, 15-8	Oct. 15	2010	22 / -	at Boston College *	W, 3-2	23-25, 25-22, 25-17, 23-25, 15-12
Oct. 1	1982	20 / -	vs. Texas Tech	W, 3-0	15-7, 15-2, 15-4	Oct. 17	2010	22 / -	at Maryland *	L, 2-3	25-21, 26-28, 25-19, 18-25, 14-16
Oct. 2	1982	20 / -	at Missouri State	W, 3-1	15-6, 15-8, 7-15, 15-9	Oct. 22	2010	24 / -	vs. Wake Forest *	L, 0-3	19-25, 18-25, 20-25
Oct. 2	1982	20 / -	vs. Nebraska	L, 2-3	9-15, 2-15, 15-3, 15-12, 7-15	Oct. 24	2010	24 / -	vs. Duke *	W, 3-2	19-25, 21-25, 25-12, 25-20, 15-13
Oct. 2	1982	20 / -	vs. Texas-Arlington	L, 2-3	7-15, 15-8, 15-12, 7-15, 11-15	Oct. 29	2010	25 / -	at Virginia Tech *	L, 2-3	15-25, 25-27, 25-20, 25-23, 13-15
Sept. 17	1993	21 / -	at Texas A&M	L, 1-3	13-15, 13-15, 16-14, 11-15	Oct. 31	2010	25 / -	at Virginia *	L, 2-3	18-25, 13-25, 25-18, 25-19, 14-16
Sept. 18	1993	21 / -	at Houston	W, 3-0	15-11, 15-9, 15-2	Aug. 30	2011	25 / 9	vs. Northern Iowa	L, 0-3	21-25, 22-25, 22-25
Sept. 19	1993	21 / -	at Rice	W, 3-1	15-10, 15-9, 8-15, 15-10	Sept. 2	2011	25 / 14	vs. Northern Iowa	L, 2-3	25-23, 25-15, 21-25, 21-25, 13-15
Sept. 24	1993	23 / -	vs. Clemson *	W, 3-2	15-7, 16-14, 8-15, 12-15, 15-11	Sept. 3	2011	25 / -	at Delaware	W, 3-0	25-10, 25-23, 25-11
Sept. 25	1993	23 / -	vs. Georgia Tech *	W, 3-0	15-8, 15-6, 15-9	Sept. 3	2011	25 / -	vs. UC-Irvine	W, 3-0	25-20, 25-19, 25-21
Sept. 27	1993	23 / -	vs. Jacksonville	W, 3-1	15-7, 13-15, 15-7, 15-3	Sept. 9	2011	24 / 20	vs. Michigan	L, 0-3	21-25, 17-25, 15-25
Oct. 1	1993	21 / -	vs. NC State *	W, 3-0	15-12, 15-8, 15-13	Sept. 9	2011	24 / 23	at Dayton	W, 3-1	25-23, 22-25, 25-23, 25-13
Oct. 2	1993	21 / -	vs. NC State *	W, 3-0	15-12, 15-8, 15-13	Sept. 10	2011	24 / -	vs. Pepperdine	L, 1-3	21-25, 25-19, 18-25, 23-25
Oct. 3	1993	21 / -	vs. Arkansas State	W, 3-0	15-3, 15-9, 15-2	Sept. 23	2011	23 / -	at Virginia *	W, 3-0	25-16, 25-20, 25-21
Oct. 8	1993	19 / -	vs. Florida Atlantic	W, 3-0	15-8, 15-6, 15-4	Sept. 24	2011	23 / -	at Virginia Tech *	W, 3-0	25-16, 25-21, 25-11
Oct. 15	1993	17 / -	at Virginia *	W, 3-0	15-9, 15-5, 15-10	Sept. 30	2011	22 / -	vs. Duke *	W, 3-0	25-20, 25-16, 25-19
Oct. 16	1993	20 / -	at Maryland *	L, 0-3	13-15, 14-16, 14-16	Oct. 2	2011	22 / -	vs. Wake Forest *	W, 3-2	22-25, 25-21, 25-15, 22-25, 15-9
Oct. 22	1993	20 / -	vs. Duke *	L, 1-3	13-15, 15-11, 9-15, 13-15	Oct. 7	2011	24 / -	at North Carolina *	W, 3-1	20-25, 25-20, 25-19, 25-18
Oct. 23	1993	20 / -	vs. North Carolina *	W, 3-1	15-13, 8-15, 15-4, 15-12	Oct. 9	2011	24 / -	at NC State *	W, 3-2	23-25, 25-22, 26-24, 17-25, 15-13
Oct. 29	1993	23 / -	vs. Virginia *	W, 3-0	15-6, 15-8, 15-12	Oct. 14	2011	21 / -	vs. Georgia Tech *	W, 3-0	25-19, 25-23, 25-21
Oct. 30	1993	23 / -	vs. Maryland *	W, 3-0	15-9, 15-12, 15-11	Oct. 16	2011	21 / -	vs. Clemson *	W, 3-0	25-22, 29-27, 25-12
Nov. 5	1993	23 / -	at Georgia Tech *	L, 1-3	8-15, 10-15, 15-9, 12-15	Oct. 21	2011	19 / -	at Maryland *	W, 3-1	25-15, 25-19, 24-26, 25-23
Nov. 6	1993	23 / -	at Clemson *	L, 0-3	4-15, 10-15, 4-15	Oct. 23	2011	19 / -	at Boston College *	W, 3-0	26-24, 25-13, 25-19
Sept. 4	1998	24 / -	vs. Southeastern Louisiana	W, 3-0	15-7, 15-11, 15-5	Oct. 28	2011	19 / -	vs. Virginia Tech *	W, 3-0	25-21, 25-23, 25-12
Sept. 5	1998	24 / -	vs. Florida International	W, 3-0	15-10, 15-9, 15-5	Oct. 30	2011	19 / -	vs. Virginia *	W, 3-0	25-18, 25-20, 25-14
Sept. 5	1998	24 / -	vs. Northern Iowa	W, 3-2	15-11, 15-5, 8-15, 12-15, 15-12	Nov. 4	2011	18 / -	vs. NC State *	W, 3-0	25-18, 25-21, 25-15
Sept. 8	1998	22 / -	vs. UCF	W, 3-0	15-6, 15-9, 15-6	Nov. 6	2011	18 / -	vs. North Carolina *	W, 3-1	25-16, 12-25, 25-21, 25-21
Sept. 11	1998	22 / -	at South Florida	W, 3-0	15-11, 15-7, 15-6	Nov. 6	2011	17 / -	at Wake Forest *	W, 3-2	23-25, 25-20, 23-25, 25-22, 16-14
Sept. 12	1998	22 / -	vs. California	W, 3-0	16-14, 15-8, 15-10	Nov. 13	2011	17 / -	at Duke *	L, 2-3	20-25, 25-14, 20-25, 25-22, 7-15
Sept. 12	1998	22 / -	vs. Utah State	W, 3-1	6-15, 15-4, 16-14, 15-12	Nov. 18	2011	21 / -	at Clemson *	W, 3-1	22-25, 25-15, 25-20, 26-24
Sept. 18	1998	19 / 4	at UC-Santa Barbara	L, 1-3	13-15, 17-19, 10-15	Nov. 19	2011	21 / -	at Georgia Tech *	W, 3-1	25-20, 17-25, 25-20, 25-15
Sept. 18	1998	19 / 2	vs. Long Beach State	L, 0-3	7-15, 5-15, 4-15	Nov. 26	2011	21 / 25	at Miami *	L, 1-3	16-25, 31-33, 25-21, 22-25
Sept. 19	1998	19 / -	vs. Pepperdine	L, 1-3	13-15, 8-15, 15-11, 11-15	Dec. 2	2011	21 / -	vs. Albany	W, 3-0	25-15, 25-11, 25-23
Sept. 19	1998	19 / -	vs. Santa Clara	L, 3-0	15-2, 15-9, 17-15	Dec. 3	2011	21 / -	vs. Cincinnati	W, 3-2	25-23, 16-25, 25-20, 20-25, 15-13
Sept. 23	1998	21 / 9	at Florida	L, 1-3	15-5, 8-15, 11-15, 10-15	Dec. 9	2011	21 / 8	vs. Purdue G	W, 3-1	25-23, 21-25, 25-20, 25-19
Sept. 26	1998	21 / -	at Clemson *	L, 2-3	5-15, 13-15, 15-6, 17-15, 13-15	Dec. 10	2011	21 / 14	vs. Iowa State G	W, 3-2	25-21, 23-25, 25-20, 19-25, 15-11
Sept. 27	1998	21 / -	at Georgia Tech *	L, 1-3	12-15, 8-15, 15-8, 5-15	Dec. 15	2011	21 / 4	vs. UCLA	L, 0-3	16-25, 17-25, 21-25
Sept. 12	2009	22 / -	vs. Middle Tennessee State	W, 3-0	25-20, 25-14, 25-22	Aug. 24	2012	12 / 15	at Tennessee	W, 3-0	27-25, 25-15, 25-21
Sept. 12	2009	22 / -	at Florida International	W, 3-1	24-26, 25-21, 25-17, 25-12	Aug. 25	2012	12 / -	vs. Cincinnati	W, 3-0	25-20, 25-17, 25-14
Sept. 13	2009	22 / -	vs. Albany	W, 3-0	25-21, 25-20, 25-21	Aug. 25	2012	12 / 10	vs. Iowa State	W, 3-2	23-25, 25-23, 25-21, 25-17, 15-11
Sept. 15	2009	19 / -	vs. Miami *	W, 3-0	25-20, 25-15, 25-17	Aug. 31	2012	8 / -	vs. Florida International	W, 3-0	25-11, 25-12, 25-16
Sept. 20	2009	19 / -	vs. Notre Dame	W, 3-2	19-25, 25-17, 18-25, 26-24, 16-14	Sept. 1	2012	8 / -	vs. Georgia	W, 3-1	26-28, 25-11, 25-21, 25-16
Sept. 25	2009	18 / -	vs. Virginia Tech *	W, 3-1	25-23, 23-25, 25-17, 27-25	Sept. 1	2012	8 / -	at Florida A&M	W, 3-0	25-13, 25-18, 25-18
Sept. 27	2009	18 / -	vs. Virginia *	W, 3-0	25-14, 25-21, 29-27	Sept. 7	2012	6 / -	at Miami *	L, 1-3	25-18, 17-25, 22-25, 18-25
Oct. 2	2009	17 / -	vs. Georgia Tech *	L, 2-3	25-19, 25-27, 25-15, 25-27, 14-16	Sept. 14	2012	11 / 18	vs. Pepperdine	L, 0-3	21-25, 23-25, 15-25
Oct. 4	2009	17 / -	vs. Clemson *	W, 3-2	26-24, 25-20, 23-25, 20-25, 15-7	Sept. 14	2012	11 / -	at Houston	W, 3-0	25-14, 25-15, 25-19
Oct. 9	2009	19 / -	at Wake Forest *	W, 3-0	25-20, 25-14, 25-22	Sept. 15	2012	11 / 21	vs. Ohio State	W, 3-1	25-18, 22-25, 25-13, 25-13
Oct. 10	2009	19 / -	at Duke *	W, 3-2	25-18, 25-27, 25-20, 23-25, 15-10	Sept. 21	2012	15 / -	at Virginia Tech *	W, 3-2	19-25, 25-19, 22-25, 25-15, 15-11
Oct. 16	2009	17 / -	at Maryland *	W, 3-0	25-12, 25-22, 25-14	Sept. 22	2012	15 / -	at Virginia *	W, 3-1	23-25, 25-14, 25-17, 25-12
Oct. 18	2009	17 / -	at Boston College *	W, 3-0	25-14, 25-15, 25-9	Sept. 28	2012	14 / -	vs. Wake Forest *	W, 3-1	25-17, 25-16, 22-25, 25-19
Oct. 23	2009	17 / -	vs. NC State *	W, 3-0	32-30, 25-17, 25-18	Sept. 30	2012	14 / -	vs. Duke *	W, 3-1	25-20, 22-25, 25-20, 25-16
Oct. 25	2009	17 / -	vs. North Carolina *	W, 3-1	25-18, 23-25, 25-19, 25-15	Oct. 5	2012	13 / -	vs. North Carolina *	W, 3-0	25-23, 26-24, 25-23
Oct. 30	2009	17 / -	at Virginia *	W, 3-0	25-12, 26-24, 25-19	Oct. 7	2012	13 / -	vs. NC State *	W, 3-0	25-23, 25-23, 25-16
Oct. 31	2009	17 / -	at Virginia Tech *	W, 3-1	25-19, 25-21, 19-25, 25-16	Oct. 12	2012	12 / -	at Boston College *	W, 3-0	25-20, 25-15, 25-19
Nov. 6	2009	16 / -	vs. Duke *	W, 3-2	22-25, 25-19, 25-13, 21-25, 15-11	Oct. 14	2012	12 / -	at Maryland *	W, 3-1	25-22, 25-17, 22-25, 25-17
Nov. 8	2009	16 / -	vs. Wake Forest *	W, 3-2	25-20, 25-20, 23-25, 22-25, 15-9	Oct. 19	2012	12 / -	at Georgia Tech *	W, 3-2	33-35, 23-25, 25-13, 25-17, 15-10
Nov. 13	2009	15 / -	at Clemson *	W, 3-1	21-25, 25-19, 25-19, 25-19	Oct. 21	2012	12 / -	at Clemson *	W, 3-0	25-9, 25-23, 25-19
Nov. 14	2009	15 / -	at Georgia Tech *	W, 3-0	25-20, 25-23, 25-23	Oct. 24	2012	12 / 11	vs. Florida	W, 3-0	25-23, 25-22, 25-21
Nov. 20	2009	15 / -	vs. Boston College *	W, 3-0	25-18, 25-18, 25-11	Oct. 26	2012	12 / -	vs. Virginia *	W, 3-0	25-19, 25-11, 25-16
Nov. 22	2009	15 / -	vs. Maryland *	W, 3-0	25-22, 25-23, 25-9	Oct. 28	2012	12 / -	vs. Virginia Tech *	W, 3-0	25-21, 25-20, 25-19
Nov. 25	2009	14 / -	at Miami *	W, 3-1	24-26, 25-16, 25-19, 25-16	Nov. 2	2012	11 / -	at NC State *	W, 3-0	26-24, 25-16, 25-21
Dec. 5	2009	12 / -	vs. Alabama A&M	W, 3-0	25-10, 25-19, 25-10	Nov. 3	2012	11 / -	at North Carolina *	L, 1-3	25-23, 20-25, 24-26, 21-25
Dec. 6	2009	12 / -	vs. Jacksonville State	W, 3-0	25-18, 26-24, 25-22	Nov. 8	2012	13 / -	at Duke *	W, 3-0	25-16, 26-24, 25-22
Dec. 11	2009	12 / 13	vs. Kentucky G	W, 3-2	16-25, 26-24, 25-17, 19-25, 17-15	Nov. 10	2012	13 / -	at Wake Forest *	W, 3-1	25-23, 25-21, 19-25, 25-14
Dec. 12	2009	12 / 11	at Minnesota G	L, 1-3	20-25, 7-25, 25-18, 17-25	Nov. 16	2012	11 / -	vs. Maryland *	W, 3-0	25-21, 25-15, 25-19
Aug. 27	2010	15 / -	vs. New Mexico State	W, 3-1	25-16, 26-28, 25-16, 25-10	Nov. 18	2012	11 / -	vs. Boston College *	W, 3-0	25-22, 25-13, 25-22
Aug. 28	2010	15 / -	vs. Florida International	W, 3-0	25-20, 25-10, 25-21	Nov. 23	2012	12 / 23	vs. Miami *	W, 3-1	25-20, 22-25, 25-14, 29-27
Aug. 28	2010	15 / -	vs. South Florida	W, 3-0	25-20, 25-11, 25-21	Nov. 30	2012	12 / -	vs. Hofstra	W, 3-0	25-21, 25-10, 25-20
Sept. 3	2010	13 / -	at Houston	W, 3-0	25-19, 25-19, 25-13	Dec. 1	2012	12 / 22	vs. Purdue	L, 2-3	20-25, 25-21, 21-25, 25-23, 11-15
Sept. 4	2010	13 / 17	vs. Tennessee	L, 0-3	20-25, 23-25, 20-25	Aug. 30	2013	18 / -	vs. Illinois	L, 0-3	18-25, 23-25, 23-25
Sept. 4	2010	13 / -	vs. Oklahoma	W, 3-1	25-16, 19-25, 25-18, 25-16	Aug. 30	2013	18 / 17	vs. Kentucky</		



FLORIDA STATE AVCA POLL HISTORY

Date	Season	FSU / Opp. Rank	Opponent	Result	Scores	Date	Season	FSU / Opp. Rank	Opponent	Result	Scores
Oct. 4	2013	18 / -	at Georgia Tech *	L, 1-3	25-20, 24-26, 17-25, 22-25	Nov. 27	2015	20 / -	at Clemson *	W, 3-0	25-22, 27-25, 25-15
Oct. 5	2013	18 / -	at Clemson *	W, 3-2	19-25, 17-25, 25-23, 25-21, 15-8	Dec. 3	2015	19 / -	vs. Arizona State	W, 3-0	25-13, 25-17, 25-21
Oct. 11	2013	21 / -	vs. Maryland *	W, 3-0	25-19, 25-23, 25-14	Dec. 4	2015	19 / 16	at Florida	L, 1-3	25-23, 19-25, 23-25, 19-25
Oct. 13	2013	21 / -	vs. Pittsburgh *	W, 3-0	25-22, 25-23, 25-20	Aug. 27	2016	17 / -	at UCF	W, 3-0	25-23, 25-23, 25-13
Oct. 16	2013	19 / -	vs. Miami *	W, 3-1	25-23, 24-26, 25-13, 25-19	Sept. 1	2016	16 / 14	vs. Texas A&M	W, 3-2	18-25, 19-25, 25-20, 25-21, 15-8
Oct. 20	2013	19 / -	at Notre Dame *	W, 3-0	25-8, 25-23, 25-13	Sept. 2	2016	16 / -	vs. Alabama	W, 3-2	22-25, 25-21, 20-25, 25-19, 15-12
Oct. 25	2013	18 / 23	at Duke *	L, 2-3	20-25, 25-22, 22-25, 25-23, 9-15	Sept. 3	2016	16 / 6	vs. Minnesota	L, 1-3	14-25, 24-26, 25-21, 12-25
Oct. 26	2013	18 / -	at Wake Forest *	W, 3-1	24-26, 25-16, 25-20, 25-22	Sept. 8	2016	13 / -	vs. Baylor	W, 3-2	18-25, 25-15, 25-13, 19-25, 15-13
Nov. 1	2013	20 / 12	vs. North Carolina *	W, 3-2	25-27, 25-21, 25-16, 17-25, 15-8	Sept. 9	2016	13 / -	vs. Florida A&M	W, 3-0	25-20, 25-22, 25-21
Nov. 3	2013	20 / -	vs. NC State *	W, 3-0	25-12, 25-18, 25-17	Sept. 9	2016	13 / -	vs. Little Rock	W, 3-0	25-15, 25-19, 25-20
Nov. 8	2013	18 / -	at Virginia *	W, 3-1	25-22, 27-29, 25-21, 25-21	Sept. 14	2016	13 / 7	vs. Florida	L, 3-1	25-27, 25-19, 22-25, 19-25
Nov. 9	2013	18 / -	at Virginia Tech *	L, 1-3	21-25, 25-20, 21-25, 15-25	Sept. 18	2016	15 / -	at LSU	W, 3-0	26-24, 25-20, 25-18
Nov. 13	2013	22 / -	at Miami *	W, 3-1	25-16, 25-23, 21-25, 25-13	Sept. 23	2016	15 / -	vs. Miami *	W, 3-0	25-12, 25-15, 25-19
Nov. 17	2013	22 / -	vs. Notre Dame *	W, 3-0	25-13, 25-21, 25-21	Sept. 25	2016	15 / -	vs. Louisville *	W, 3-1	26-24, 25-18, 23-25, 25-22
Nov. 22	2013	19 / -	vs. Wake Forest *	W, 3-0	25-12, 25-16, 25-20	Sept. 30	2016	15 / -	vs. Syracuse *	W, 3-0	25-17, 25-16, 25-16
Nov. 24	2013	19 / 13	vs. Duke *	W, 3-0	25-22, 25-22, 25-17	Oct. 2	2016	15 / -	vs. Boston College *	W, 3-0	25-20, 25-17, 25-15
Nov. 27	2013	16 / -	vs. Clemson *	W, 3-0	25-21, 25-23, 25-16	Oct. 7	2016	16 / 9	at North Carolina *	L, 3-0	12-25, 22-25, 21-25
Nov. 29	2013	16 / -	vs. Georgia Tech *	W, 3-0	25-10, 25-13, 25-21	Oct. 9	2016	16 / -	at NC State *	W, 3-1	25-22, 25-19, 23-25, 27-25
Dec. 5	2013	16 / -	vs. Georgia Southern	W, 3-0	25-19, 25-20, 25-20	Oct. 14	2016	14 / -	vs. Virginia Tech *	W, 3-2	25-13, 25-21, 15-25, 26-24, 12-8
Dec. 6	2013	16 / 6	vs. Florida	W, 3-2	25-15, 20-25, 22-25, 25-22, 15-9	Oct. 16	2016	15 / -	vs. Pittsburgh *	W, 3-1	25-22, 24-26, 25-20, 25-23
Dec. 13	2013	16 / 13	vs. Wisconsin G	L, 1-3	15-25, 25-23, 22-25, 15-25	Oct. 19	2016	15 / -	at Miami *	W, 3-0	25-12, 25-15, 25-22
Aug. 29	2014	13 / 7	at Nebraska	W, 3-1	18-25, 27-25, 25-23, 25-23	Oct. 21	2016	12 / -	at Virginia *	W, 3-0	27-25, 25-22, 25-16
Aug. 31	2014	13 / -	at Iowa State	W, 3-0	25-21, 25-16, 25-11	Oct. 28	2016	11 / -	at Louisville *	W, 3-1	23-25, 25-18, 29-27, 25-10
Sept. 3	2014	8 / 11	vs. Florida	W, 3-2	28-30, 25-21, 23-25, 25-23, 15-9	Oct. 30	2016	11 / -	at Notre Dame *	W, 3-1	17-25, 26-24, 25-14, 25-20
Sept. 6	2014	8 / -	vs. Marquette	W, 3-2	21-25, 25-19, 25-19, 25-17, 15-13	Nov. 4	2016	10 / -	vs. NC State *	L, 2-3	23-25, 21-25, 17-25, 22-22, 8-15
Sept. 7	2014	8 / -	at American	W, 3-2	19-25, 25-12, 25-22, 10-25, 15-9	Nov. 6	2016	10 / 12	vs. North Carolina *	L, 2-3	25-13, 25-21, 11-25, 22-25, 13-15
Sept. 12	2014	7 / -	vs. Samford	W, 3-0	25-19, 25-8, 25-13	Nov. 11	2016	18 / -	at Boston College *	W, 3-1	22-25, 25-17, 25-17, 25-18
Sept. 13	2014	7 / -	vs. Central Arkansas	W, 3-0	25-11, 25-18, 25-17	Nov. 13	2016	18 / -	at Syracuse *	W, 3-1	25-23, 25-9, 24-26, 25-20
Sept. 13	2014	7 / -	vs. LSU	W, 3-1	19-25, 25-19, 25-23, 25-16	Nov. 18	2016	17 / -	at Duke *	W, 3-1	25-23, 25-9, 25-23, 25-20
Sept. 15	2014	6 / -	vs. Auburn	W, 3-2	25-17, 26-28, 17-25, 25-16, 15-8	Nov. 20	2016	17 / -	at Wake Forest *	W, 3-1	25-18, 22-25, 25-20, 25-21
Sept. 19	2014	6 / 21	at Texas A&M	W, 3-1	25-22, 23-25, 26-24, 25-21	Nov. 23	2016	16 / -	vs. Clemson *	W, 3-1	25-16, 24-26, 25-17, 25-17
Sept. 20	2014	6 / 21	at Texas A&M	W, 3-0	25-20, 25-16, 25-8	Nov. 25	2016	16 / -	vs. Georgia Tech *	W, 3-2	25-17, 25-22, 16-25, 23-25, 15-13
Sept. 26	2014	6 / 12	vs. North Carolina *	W, 3-0	25-22, 25-22, 32-30	Dec. 2	2016	16 / -	vs. Cincinnati	W, 3-1	20-25, 25-14, 25-23, 25-23
Sept. 28	2014	6 / -	vs. Notre Dame *	W, 3-0	34-32, 25-22, 25-19	Dec. 3	2016	16 / 11	at Florida	W, 3-2	13-25, 16-25, 25-23, 25-19, 15-12
Oct. 3	2014	5 / -	at Georgia Tech *	W, 3-0	25-17, 25-22, 25-18	Dec. 9	2016	16 / 6	vs. Stanford	L, 1-3	27-25, 20-25, 9-25, 23-25
Oct. 5	2014	5 / -	at Miami *	W, 3-2	26-28, 25-19, 25-20, 27-29, 15-9	Aug. 25	2017	15 / -	at Baylor	W, 3-1	26-19, 12-25, 25-21, 25-22
Oct. 10	2014	4 / -	at Louisville *	W, 3-1	25-21, 24-26, 25-18, 25-22	Aug. 26	2017	15 / -	vs. Illinois State	W, 3-2	25-23, 28-30, 23-25, 26-24, 15-7
Oct. 12	2014	4 / -	vs. NC State *	W, 3-0	25-21, 25-16, 25-23	Aug. 26	2017	15 / -	vs. UC Santa Barbara	W, 3-2	25-22, 25-27, 26-28, 25-18, 15-13
Oct. 17	2014	4 / -	vs. Florida A&M	W, 3-0	26-24, 25-21, 25-18	Sept. 1	2017	15 / -	UNC Asheville	W, 3-0	25-19, 25-15, 25-20
Oct. 19	2014	4 / -	vs. Virginia Tech *	W, 3-1	25-22, 25-17, 21-25, 25-23	Sept. 2	2017	15 / -	Colorado State	L, 0-3	21-25, 23-25, 15-25
Oct. 24	2014	4 / -	at Pittsburgh *	W, 3-2	24-26, 18-25, 25-17, 25-19, 15-11	Sept. 3	2017	15 / -	TCU	W, 3-1	25-16, 25-23, 23-25, 25-21
Oct. 26	2014	4 / -	at Wake Forest *	W, 3-1	25-17, 18-25, 25-11, 25-22	Sept. 16	2017	20 / -	Auburn	W, 3-2	25-19, 18-25, 27-25, 19-25, 15-12
Oct. 31	2014	3 / -	at NC State *	W, 3-1	18-25, 25-17, 25-19, 25-17	Sept. 19	2017	19 / 3	at Florida	L, 0-3	21-25, 15-25, 12-25
Nov. 2	2014	3 / -	at Clemson *	W, 3-2	22-25, 25-22, 21-25, 25-18, 15-12	Sept. 22	2017	19 / -	vs. Virginia	W, 3-1	25-22, 25-21, 23-25, 25-14
Nov. 7	2014	3 / -	vs. Virginia *	W, 3-1	25-17, 25-15, 20-25, 25-22	Sept. 24	2017	19 / -	vs. Virginia Tech	W, 3-1	25-19, 23-25, 25-15, 25-20
Nov. 13	2014	3 / -	at Duke *	L, 1-3	25-20, 20-25, 21-25, 21-25	Sept. 29	2017	19 / -	at Louisville	L, 0-3	20-25, 20-25, 29-31
Nov. 14	2014	3 / 8	at North Carolina *	L, 1-3	24-26, 25-19, 22-25, 20-25	Oct. 1	2017	19 / -	at Notre Dame	L, 2-3	21-25, 25-23, 25-19, 12-25, 12-15
Nov. 21	2014	8 / -	vs. Boston College *	W, 3-0	25-22, 28-26, 25-20	Sept. 6	2019	22 / -	vs. Florida Atlantic	W, 3-2	23-25, 25-11, 25-22, 27-29, 15-5
Nov. 23	2014	8 / -	vs. Syracuse *	W, 3-0	25-19, 25-15, 25-17	Sept. 7	2019	22 / -	vs. Colorado State	L, 0-3	23-25, 18-25, 22-25
Nov. 26	2014	8 / -	vs. Clemson *	W, 3-0	25-18, 25-21, 25-13	Sept. 8	2019	22 / -	at TCU	W, 3-0	25-20, 25-20, 25-18
Nov. 28	2014	8 / -	vs. Miami *	W, 3-0	25-21, 25-22, 25-18	Sept. 13	2019	25 / -	vs. Stony Brook	W, 3-0	25-21, 25-14, 25-23
Dec. 4	2014	8 / -	vs. Jacksonville	W, 3-0	25-13, 25-21, 25-15	Sept. 14	2019	25 / -	vs. St. John's	W, 3-0	28-26, 25-18, 26-24
Dec. 5	2014	8 / -	vs. Alabama	W, 3-0	25-18, 25-22, 25-19	Sept. 17	2019	23 / 11	at Florida	L, 0-3	21-25, 25-27, 14-25
Dec. 12	2014	8 / 12	vs. Brigham Young G	L, 1-3	20-25, 19-25, 25-19, 24-26	Sept. 20	2019	23 / -	vs. Alabama	W, 3-0	25-16, 25-13, 25-17
Aug. 28	2015	9 / -	vs. Oklahoma	W, 3-1	25-21, 25-23, 21-25, 25-18	Sept. 27	2019	23 / -	at Duke	W, 3-1	27-25, 25-21, 23-25, 24-16
Aug. 29	2015	9 / 24	at (24) Colorado	L, 2-3	20-25, 25-17, 27-25, 21-25, 12-15	Sept. 29	2019	23 / 3	at Wake Forest	W, 3-0	25-19, 25-20, 25-17
Aug. 29	2015	9 / -	vs. San Diego	W, 3-0	25-16, 25-21, 25-20	Oct. 4	2019	23 / -	vs. Virginia	W, 3-1	25-19, 25-14, 17-25, 25-22
Sept. 5	2015	14 / 22	at (22) Ohio State	L, 2-3	25-21, 19-25, 25-20, 19-25, 11-15	Oct. 6	2019	23 / 4	vs. Pitt	L, 1-3	15-25, 24-26, 25-14, 19-25
Sept. 6	2015	14 / -	vs. Northern Illinois	W, 3-0	25-23, 25-13, 25-19	Oct. 11	2019	23 / -	at NC State	W, 3-0	25-18, 25-12, 25-19
Sept. 6	2015	14 / 22	at (22) Ohio State	L, 1-3	19-25, 25-18, 13-25, 21-25	Oct. 13	2019	23 / -	at North Carolina	L, 2-3	26-24, 25-20, 21-25, 23-25, 10-15
Sept. 11	2015	19 / -	vs. Coastal Carolina	W, 3-0	25-15, 25-16, 25-10	Mar. 20	2021	25 / 13	vs. Louisville	L, 1-3	25-19, 16-25, 21-25, 16-25
Sept. 12	2015	19 / -	at Florida A&M	W, 3-0	25-15, 25-16, 28-26	Mar. 26	2021	25 / 19	at Pittsburgh	L, 1-3	19-25, 22-25, 25-14, 20-25
Sept. 12	2015	19 / -	vs. Xavier	W, 3-0	25-21, 26-24, 25-15	Mar. 27	2021	25 / -	vs. North Carolina	W, 3-2	16-25, 25-12, 25-18, 21-25, 15-9
Sept. 18	2015	18 / -	vs. Texas A&M	W, 3-1	25-20, 25-12, 21-25, 25-16						
Sept. 20	2015	18 / 5	at Florida	L, 1-3	25-22, 18-25, 21-25, 20-25						
Sept. 23	2015	17 / -	vs. Miami *	W, 3-2	25-20, 25-21, 19-25, 20-25, 15-11						
Sept. 27	2015	17 / -	at Notre Dame *	W, 3-0	25-20, 25-21, 25-12						
Oct. 2	2015	17 / -	vs. Clemson *	W, 3-0	25-22, 25-15, 25-15						
Oct. 4	2015	17 / -	vs. Georgia Tech *	W, 3-0	25-22, 25-20, 25-13						
Oct. 9	2015	18 / -	at Duke *	W, 3-2	25-22, 25-22, 20-25, 21-25, 15-12						
Oct. 11	2015	18 / -	at Wake Forest *	W, 3-0	25-11, 25-17, 25-18						
Oct. 16	2015	t-18 / -	at North Carolina *	W, 3-2	25-20, 22-25, 18-25, 25-21, 15-10						
Oct. 18	2015	t-18 / -	at NC State *	W, 3-1	25-18, 33-31, 22-25, 25-20						
Oct. 23	2015	17 / -	vs. Syracuse *	W, 3-0	25-16, 25-19, 25-20						
Oct. 25											



POSTSEASON TOURNAMENT RESULTS

AIAW TOURNAMENT / CHAMPIONSHIPS <13-22>

	1973	-/-	vs. Southern Connecticut State	W	2-0	15-7, 14-12
	1973	-/-	vs. UCLA	L	0-2	9-15, 10-15
	1973	-/-	vs. Missouri State	W	2-0	15-10, 15-12
	1973	-/-	vs. Texas-Arlington	L	0-2	7-15, 12-15
	1973	-/-	vs. Winthrop	W	2-0	15-9, 15-10
Dec. 12	1974	-/-	vs. Illinois State	L	0-2	9-15, 14-16
Dec. 13	1974	-/-	vs. Brooklyn College	L	0-2	12-15, 0-15
Dec. 13	1974	-/-	vs. Texas Woman's College	L	0-2	5-15, 6-15
Dec. 14	1974	-/-	vs. Long Beach State	L	0-2	7-15, 1-15
Dec. 14	1974	-/-	vs. Oregon	L	1-2	15-12, 6-15, 6-15
	1978	-/-	vs. Missouri State	L	1-2	15-12, 11-15, 6-15
	1978	-/-	vs. Arizona	L	1-2	11-15, 16-14, 1-15
	1978	-/-	vs. Texas A&M	L	0-2	9-15, 8-15
	1978	-/-	vs. Pepperdine	L	1-2	5-15, 15-12, 3-15
	1978	-/-	vs. California	L	1-2	2-15, 15-12, 7-15
Dec. 6	1979	-/-	vs. Brigham Young	L	1-2	16-14, 7-15, 7-15
Dec. 6	1979	-/-	vs. Houston	L	0-2	9-15, 8-15
Dec. 6	1979	-/-	vs. UCLA	L	0-2	9-15, 5-15
Dec. 6	1979	-/-	vs. Purdue	L	0-2	14-16, 14-16
Nov. 20	1980	-/-	vs. South Alabama	W	2-0	15-5, 15-5
Nov. 20	1980	-/-	vs. Auburn	W	2-0	15-1, 15-2
Nov. 21	1980	-/-	vs. Mississippi	L	0-2	15-1, 9-15, 14-16
Nov. 21	1980	-/-	vs. Mississippi	W	2-0	15-8, 15-6
Nov. 22	1980	-/-	vs. Alabama	L	1-2	14-16, 15-11, 11-15
Nov. 22	1980	-/-	vs. Miami	L	0-2	13-15, 4-15
Nov. 20	1981	-/-	vs. Mississippi	W	2-0	15-3, 15-8
Nov. 20	1981	-/-	vs. Miami	W	2-0	15-9, 15-12
Nov. 21	1981	-/-	vs. UCF	W	2-0	15-12, 15-9
Nov. 22	1981	-/-	vs. Georgia	W	2-0	15-1, 15-5
Dec. 10	1981	-/-	vs. North Carolina	W	3-0	15-5, 15-10, 15-1
Dec. 10	1981	-/-	vs. Portland State	L	1-3	15-7, 9-15, 10-15, 18-20
Dec. 11	1981	-/-	vs. Minnesota	W	3-0	15-6, 15-13, 15-11
Dec. 11	1981	-/-	vs. Texas	L	2-2	12-15, 15-3, 5-15, 15-11, 12-15
Dec. 12	1981	-/-	vs. Texas-Arlington	W	2-1	15-11, 18-20, 15-11
Dec. 12	1981	-/-	vs. Utah State	L	0-3	9-15, 15-13, 10-15

METRO TOURNAMENT <24-8>

Nov. 21	1982	-/-	vs. Tulane ^	W	2-0	15-5, 15-12
Nov. 21	1982	-/-	vs. Memphis ^	W	2-0	15-7, 15-1
Nov. 21	1982	-/-	vs. Cincinnati ^	L	1-2	15-10, 13-15, 5-15
Nov. 22	1982	-/-	vs. Southern Mississippi ^	W	2-0	15-3, 15-2
Nov. 22	1982	-/-	vs. Virginia Tech ^	W	2-0	15-11, 15-3
Nov. 22	1982	-/-	vs. Louisville ^	L	1-2	13-15, 15-12, 12-15
Nov. 23	1982	-/-	vs. Louisville ^	L	2-3	13-15, 16-14, 15-11, 12-15, 13-15
Nov. 23	1982	-/-	vs. Memphis ^	W	3-0	15-6, 15-5, 15-7
Nov. 18	1983	-/-	vs. Southern Mississippi ?	W	3-0	15-0, 15-0, 15-4
Nov. 19	1983	-/-	vs. Cincinnati ?	W	3-1	13-15, 15-12, 15-12, 15-9
Nov. 19	1983	-/-	vs. South Carolina ?	W	3-2	13-15, 15-8, 15-9, 10-15, 15-4
Dec. 5	1983	-/13	vs. Tennessee +	L	2-3	15-12, 15-12, 1-15, 10-15, 8-15
Nov. 16	1984	-/-	vs. Virginia Tech !	W	3-0	15-1, 15-6, 15-8
Nov. 17	1984	-/-	at South Carolina !	L	1-3	11-15, 11-15, 11-15
Nov. 23	1985	-/-	at Southern Mississippi ^	W	3-0	15-13, 15-13, 15-3
Nov. 24	1985	-/-	vs. South Carolina ^	W	3-1	15-1, 15-3, 13-15, 15-12
Nov. 29	1985	-/-	vs. Brigham Young ^	L	0-3	2-15, 6-15, 5-15
Nov. 29	1985	-/-	vs. Georgia ^	W	1-3	9-15, 16-14, 7-15, 11-15
Nov. 22	1986	-/-	at Virginia Tech ^	W	3-0	15-7, 16-14, 15-10
Nov. 23	1986	-/-	vs. South Carolina ^	W	3-1	7-15, 15-13, 15-3, 15-7
Nov. 21	1987	-/-	vs. South Carolina \$	W	3-1	15-9, 15-4, 12-15, 15-8
Nov. 22	1987	-/-	vs. Cincinnati \$	W	3-1	15-4, 15-12, 6-15, 15-11
Nov. 27	1987	-/-	vs. Houston \$	L	2-3	15-7, 15-3, 11-15, 8-15, 11-15
Nov. 29	1987	-/18	vs. Long Beach State \$	L	2-3	10-15, 17-15, 15-2, 9-15, 11-15
Nov. 18	1988	-/-	vs. Southern Mississippi #	W	3-0	15-10, 15-5, 15-6
Nov. 19	1988	-/-	vs. South Carolina #	W	3-0	15-8, 15-13, 15-6
Nov. 20	1988	-/-	at Cincinnati #	W	3-1	10-15, 15-10, 15-7, 15-9
Nov. 17	1989	-/-	vs. Southern Mississippi \$	W	3-0	15-2, 15-3, 15-7
Nov. 18	1989	-/-	vs. Louisville \$	W	3-0	15-2, 15-7, 15-9
Nov. 19	1989	-/-	vs. Cincinnati \$	W	3-0	15-12, 15-4, 15-7
Nov. 16	1990	-/-	vs. Virginia Tech %	W	3-0	15-11, 15-9, 15-4
Nov. 17	1990	-/-	at Louisville %	W	3-2	15-3, 6-15, 14-16, 15-10, 16-14



POSTSEASON TOURNAMENT RESULTS

ACC TOURNAMENT <16-13>

Nov. 22	1991	-/-	vs. North Carolina \$	W	3-0	15-7, 15-6, 15-6
Nov. 23	1991	-/-	at Virginia \$	L	1-3	11-15, 9-15, 16-14, 6-15
Nov. 20	1992	-/-	vs. Virginia %	W	3-0	15-7, 15-3, 15-4
Nov. 21	1992	-/-	at Maryland %	W	3-2	8-15, 15-8, 12-15, 15-10, 15-8
Nov. 22	1992	-/-	vs. Duke %	L	2-3	9-15, 15-9, 15-11, 11-15, 11-15
Nov. 19	1993	-/-	vs. North Carolina #	W	3-0	15-13, 15-3, 15-7
Nov. 20	1993	-/-	vs. Clemson #	W	3-0	17-15, 15-12, 15-7
Nov. 21	1993	-/20	at Duke #	L	0-3	6-15, 6-15, 5-15
Nov. 18	1994	-/-	vs. Maryland #	W	3-1	16-14, 15-6, 5-15, 15-12
Nov. 19	1994	-/21	vs. Duke #	L	0-3	8-15, 7-15, 8-15
Nov. 16	1995	-/-	at Clemson #	W	3-2	15-8, 6-15, 6-15, 16-14, 15-13
Nov. 17	1995	-/-	vs. Maryland #	L	0-3	9-15, 11-15, 3-15
Nov. 22	1996	-/-	at Georgia Tech #	L	0-3	8-15, 12-15, 8-15
Nov. 21	1997	-/-	vs. Virginia \$	W	3-2	15-9, 9-15, 17-15, 13-15, 15-8
Nov. 22	1997	-/-	vs. Georgia Tech \$	L	1-3	14-16, 10-15, 15-5, 6-15
Nov. 20	1998	-/-	vs. Wake Forest \$	W	3-0	15-6, 15-11, 15-11
Nov. 21	1998	-/-	vs. Virginia \$	W	3-0	15-10, 15-12, 15-9
Nov. 22	1998	-/-	vs. North Carolina \$	W	3-0	15-8, 15-1, 15-10
Nov. 19	1999	-/16	vs. Clemson \$	L	0-3	4-15, 5-15, 8-15
Nov. 16	2000	-/-	vs. Duke \$	L	1-3	14-16, 10-15, 15-4, 10-15
Nov. 15	2001	-/-	vs. Wake Forest \$	W	3-0	30-23, 30-26, 30-27
Nov. 17	2001	-/-	vs. Duke \$	W	3-1	32-30, 30-21, 13-30, 30-20
Nov. 18	2001	-/-	vs. North Carolina \$	L	1-3	20-30, 27-30, 30-28, 23-30
Nov. 22	2002	-/-	vs. Clemson \$	W	3-2	29-31, 30-23, 30-28, 30-32, 17-15
Nov. 23	2002	-/12	vs. North Carolina \$	W	3-0	30-23, 30-25, 30-23
Nov. 24	2002	-/20	at Georgia Tech \$	L	1-3	23-30, 23-30, 30-23, 19-30
Nov. 20	2003	-/-	vs. NC State \$	W	3-0	30-22, 30-23, 30-20
Nov. 21	2003	-/6	vs. Georgia Tech \$	L	1-3	23-30, 31-29, 19-30, 27-30
Nov. 19	2004	-/-	vs. North Carolina \$	L	0-3	17-30, 31-33, 24-30

NCAA TOURNAMENT <18-23>

Dec. 5	1983	-/13	vs. Tennessee	L	2-3	15-12, 15-12, 1-15, 10-15, 8-15
Dec. 7	1985	-/-	at Georgia &	L	0-3	6-15, 1-15, 11-15
Dec. 5	1987	-/9	at Texas ^	L	0-3	6-15, 11-15, 9-15
Dec. 4	1988	-/-	vs. Colorado State ^	L	1-3	3-15, 5-15, 15-9, 7-15
Nov. 30	1989	-/17	vs. California ^	L	1-3	15-11, 11-15, 13-15, 13-15
Nov. 30	1990	-/-	at Kentucky ^	L	1-3	12-15, 10-15, 15-10, 10-15
Dec. 2	1992	-/5	at Florida ^	L	0-3	9-15, 3-15, 10-15
Dec. 1	1993	-/-	vs. DePaul ^	W	3-1	15-8, 7-15, 15-10, 15-13
Dec. 5	1993	-/11	vs. Pacific ^	L	1-3	6-15, 17-15, 6-15, 9-15
Dec. 5	1997	-/-	vs. South Florida ^	L	2-3	15-8, 4-15, 13-15, 15-7, 9-15
Dec. 4	1998	-/-	vs. Northern Illinois ^	L	1-3	15-10, 11-15, 10-15, 12-15
Dec. 6	2002	-/-	vs. South Florida ^	L	0-3	21-30, 19-30, 28-30
Dec. 5	2009	12/-	vs. Alabama AGM ^	W	3-0	25-10, 25-19, 25-10
Dec. 6	2009	12/-	vs. Jacksonville State ^	W	3-0	25-18, 26-24, 25-22
Dec. 11	2009	12/13	vs. Kentucky &	W	3-2	16-25, 26-24, 25-17, 19-25, 17-15
Dec. 12	2009	12/11	at Minnesota &	L	1-3	20-25, 7-25, 25-18, 17-25
Dec. 3	2010	-/-	vs. Georgia Southern ^	W	3-1	25-20, 23-25, 25-22, 25-13
Dec. 4	2010	-/1	at Florida ^	L	2-3	25-20, 22-25, 25-22, 21-25, 15-17
Dec. 2	2011	21/-	vs. Albany ^	W	3-0	25-15, 25-11, 25-23
Dec. 3	2011	21/-	vs. Cincinnati ^	W	3-2	25-23, 16-25, 25-20, 20-25, 15-13
Dec. 9	2011	21/8	vs. Purdue &	W	3-1	25-23, 21-25, 25-20, 25-19
Dec. 10	2011	21/14	vs. Iowa State &	W	3-2	25-21, 23-25, 25-20, 19-25, 15-11
Dec. 15	2011	21/4	vs. UCLA +	L	0-3	16-25, 17-25, 21-25
Nov. 30	2012	12/-	vs. Hofstra ^	W	3-0	25-21, 25-10, 25-20
Dec. 1	2012	12/22	vs. Purdue ^	L	2-3	20-25, 25-21, 21-25, 25-23, 11-15
Dec. 5	2013	16/-	vs. Georgia Southern ^	W	3-0	25-19, 25-20, 25-20
Dec. 6	2013	16/6	vs. Florida ^	W	3-2	25-15, 20-25, 22-25, 25-22, 15-9
Dec. 13	2013	16/13	vs. Wisconsin &	L	1-3	15-25, 25-23, 22-25, 15-25
Dec. 4	2014	8/-	vs. Jacksonville ^	W	3-0	25-13, 25-21, 25-15
Dec. 5	2014	8/-	vs. Alabama ^	W	3-0	25-18, 25-22, 25-19
Dec. 12	2014	8/12	vs. Brigham Young &	L	1-3	20-25, 19-25, 25-19, 24-26
Dec. 3	2015	19/-	vs. Arizona State ^	W	3-0	25-13, 25-17, 25-21
Dec. 4	2015	19/16	at Florida ^	L	1-3	25-23, 19-25, 23-25, 19-25
Dec. 2	2016	16/-	vs. Cincinnati ^	W	3-1	20-25, 25-14, 25-23, 25-23
Dec. 3	2016	16/11	at Florida &	W	3-2	13-25, 16-25, 25-23, 25-19, 15-12
Dec. 9	2016	16/9	vs. Stanford &	L	1-3	27-25, 20-25, 9-25, 23-25
Dec. 1	2017	-/-	vs. Washington State ^	L	1-3	32-34, 14-25, 25-23, 13-25
Nov. 29	2018	-/16	vs. Florida	L	0-3	21-25, 20-25, 13-25
Dec. 5	2019	-/-	vs. UCF	L	2-3	19-25, 25-20, 25-20, 18-25, 8-15
Dec. 3	2021	-/-	vs. Kansas State	W	3-0	25-20, 25-16, 25-17
Dec. 4	2021	-/10	vs. Nebraska	L	0-3	20-25, 22-25, 17-25