



FLORIDA STATE[®]

2018 SEMINOLES VOLLEYBALL

MEDIA GUIDE




TABLE OF CONTENTS



2018 FLORIDA STATE MEDIA GUIDE

Table of Contents	2	Season-by-Season Statistics	45
This is Florida State Volleyball.....	3	All-Time Player Statistics	46
Quick Facts.....	4	Season-by-Season Leaders	49
2018 Roster.....	5	Career Statistical Leaders	55
50 Years of Women's Collegiate Athletics		Season Statistical Leaders (All-Time)	58
Noles Around the Globe	6	Match-by-Match Leaders (All-Time)	61
Student-Athlete Profiles		Match-by-Match Leaders (All-Time / ACC).....	63
Brianne Burkert.....	16	All-Time Player Statistics (Freshmen)	65
Christina Ambrose	18	Season Statistical Leaders (Freshmen).....	67
Ashley Murray.....	20	All-Time Player Statistics (Rally Scoring).....	70
Kelsey Wicinski.....	22	Team Statistics (Rally Scoring)	72
Annie Tietjens.....	24	Career Statistical Leaders (Rally Scoring).....	75
Madison Sullivan	25	Season Statistical Leaders (Rally Scoring)	78
Payton Caffrey.....	26	Match-by-Match Leaders (Rally Scoring).....	81
Danielle Pennington	27	Match-by-Match Leaders (Rally Scoring / ACC)	83
Tiana Jackson	28	All-Time Player Statistics (ACC)	85
Taryn Knuth	29	Team Statistics (ACC)	87
Deja Williams.....	30	Career Statistical Leaders (ACC)	90
Mariah Brim	31	Season Statistical Leaders (ACC)	93
Adrian Ell	31	Match-by-Match Leaders (ACC)	96
Taylor Roberts	31	All-Time Player Statistics (NCAA Tournament)	98
Alyssa Collins	32	Team Statistics (NCAA Tournament)	100
Morgan Chacon.....	32	Career Statistical Leaders (NCAA Tournament)	102
Lily Tessier.....	32	Match-by-Match Leaders (NCAA Tournament)	105
Coaching Staff		All-Time Record (vs. Opponents)	107
Head Coach Chris Poole	33	Season-by-Season Results	130
Associate Head Coach Jeff Hulsmeyer	35	All-Time Top 25 Victories	158
Assistant Coach Jordana Price	36	FSU AVCA Poll History	159
Volleyball Support Staff	37	Postseason Tournament Results	161
2017 Season Review		The ACC	164
2017 Season Accolades	38	University & Athletic Administration	165
2017 Regular Season Statistics	39	Media Information	166
Program History		2017 FSU Television Roster	167
All-Time Coaching Records	40		
Honors & Awards	41		
All-Time Numerical Roster	43		



CREDITS

The 2018 Florida State Volleyball Almanac is a publication of the FSU Sports Information Office. Written and edited by Kelsey Bibik, with additional editing by Elliott Finebloom and Chuck Walsh. Page template and headers designed by Grant Hawkins Design, while the cover page is designed by Sue Wallrich. Page layout by Kelsey Bibik. Featured photographers: Ryals Lee, Perrone Ford, Don Juan Moore and Andrew Salinero.



THIS IS FLORIDA STATE VOLLEYBALL

LEADERS ON AND OFF THE COURT



Florida State standout **Sarah Wickstrom** earned a trifecta of excellent academic and community service awards in the 2012-13 year. The Stuart, Fla. native was named the team's Golden Torch award winner for classroom success, an All-ACC Academic Team member and a Golden Nole award recipient for outstanding devotion to the community. Katie Mosher picked up her second Golden Nole Award at the 2014 banquet, however she accepted another honor on the same night - the BVHS Senior Recognition Award.



<<Former Player **Olivera Medic** is one of 19 All-ACC Academic Team members for Florida State volleyball. The Subotica, Serbia native previously played at the junior college level in Western Wyoming and was recognized with an NJCAA Award for exemplary academic achievement.



<<Former defensive specialist **Taylor Wilson** was a three-time academic all-district selection from 2008-10 as an interior design major.

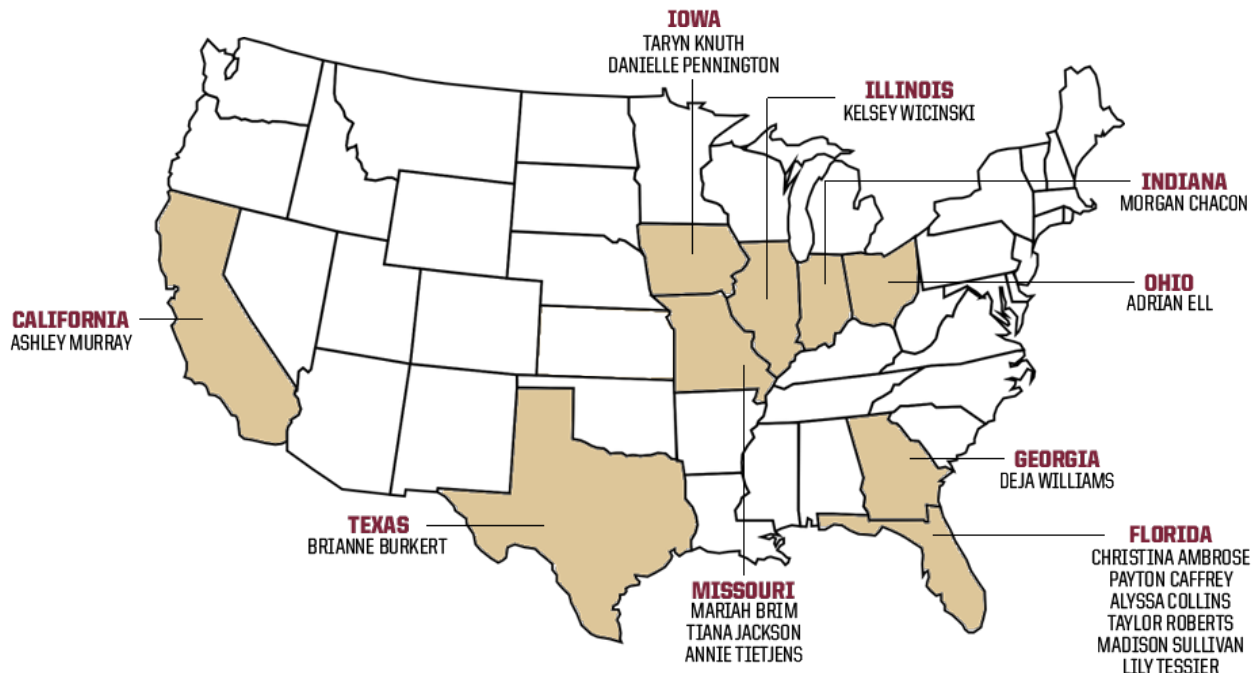


^^Former player **Amanda Saxton** received a special honor at the 2011 NCAA Final Four banquet, taking home the Elite 89 Award. The honor recognizes the true essence of the student-athlete by honoring the individual who has reached the pinnacle of competition at the national championship level in his or her sport, while also achieving the highest academic standard among his or her peers.



2018 QUICK FACTS

Location	Tallahassee, Fla.
Enrollment	41,473
Symbol	Seminoles
School Colors	Garnet & Gold
Conference Affiliation	Atlantic Coast
President	John Thrasher
Vice President / Director of Athletics	Stan Wilcox
Senior Associate Athletics Director (Senior Women's Administrator)	Vanessa Fuchs
Head Coach	Chris Poole
Alma Mater	Arkansas Tech '83
Career Record	805-300
Overall Record at Florida State	255-70
ACC Record at Florida State	176-42
Associate Head Coach	Jeff Hulsmeyer
Alma Mater	Kentucky '88
Assistant Head Coach	Jordana Price
Director of Volleyball Operations	Hailey Luke
Volleyball Office Phone	850.644.3003
Home Venue	Tully Gymnasium
Home Court	Lucy McDaniel Court
Tully Gym Capacity	1,250
First Year of Volleyball	1968
All-Time Record <since 1972>	1,111-506
All-Time ACC Record <joined in 1991>	293-170
All-Time ACC Championships	Four (1998, 2009, 2011, 2012)
All-Time NCAA Tournament Appearances	19 (1983, 1985, 1987-90, 1992-93, 1997-98, 2002, 2009-17)
All-Time NCAA Tournament Record	18-21
2017 Overall Record	18-11
2017 ACC Record	12-8
2017 ACC Finish	T-5th
Returning Letterwinners / Lost	7 / 5
Returning Starters / Lost	4 / 5
Twitter	FSU_Volleyball
Facebook	facebook.com/FSUVolleyball
Instagram	fsuvolleyball
Website	www.seminoles.com
Assistant Athletic Director / Sports Information Director / Digital Media Director	Elliott Finebloom
Assistant Sports Information Director (Volleyball Contact)	Kelsey Bibik
Kelsey Bibik's Office Number	850.644.5656
Kelsey Bibik's Cell Number	850.228.7630
SID Fax Number	850.644.3820
Mailing Address	403 Stadium Drive West Tallahassee, Fla. 32306





2018 ROSTER

ALPHABETICAL			NUMERICAL				
No.	Name	No.	Name	Pos.	Ht.	Class	Hometown / High School (Last School) / Club Team
10	Christina Ambrose	1	Taylor Roberts	L	5-4	Fr.	Sneads, Fla. / Sneads High School
4	Mariah Brim	2	Alyssa Collins	L	5-5	Fr.	Fort Myers, Fla. / Bishop Verot High School
6	Brianne Burkert	3	Morgan Chacon	OH	5-11	Fr.	Crown Point, Ind. / Crown Point High School
15	Payton Caffrey	4	Mariah Brim	RS	6-6	RFr	Overland, Kan. / Aquinas High School
3	Morgan Chacon	5	Annie Tietjens	S	5-8	RJr.	St. Louis, Mo. / Ursuline Academy (Spring Hill College)
2	Alyssa Collins	6	Brianne Burkert	S	6-1	Sr.	Richardson, Texas / J.J. Pearce / Texas Advantage Volleyball
17	Adrian Ell	7	Lily Tessier	S	6-3	Fr.	Fort Myers, Fla. / Evangelical Christian High School
8	Tiana Jackson	8	Tiana Jackson	MB	6-2	So.	O'Fallon, Mo. / Fort Zumwalt North High School
13	Taryn Knuth	9	Madison Sullivan	L	5-7	Jr.	Jacksonville, Fla. / Duncan U. Fletcher / Jacksonville Juniors
11	Ashley Murray	10	Christina Ambrose	OH	6-3	RSr.	Winter Park, Fla. / Winter Park HS / Orlando Volleyball Academy
19	Danielle Pennington	11	Ashley Murray	MB	6-2	RSr.	Los Angeles, Calif. / Bishop Montgomery (Long Beach State) / Sunshine
1	Taylor Roberts	13	Taryn Knuth	MB	6-3	So.	Johnston, Iowa / Johnston High School
9	Madison Sullivan	15	Payton Caffrey	OH	6-0	Jr.	Chuluota, Fla. / Winter Springs High School (West Virginia)
7	Lily Tessier	17	Adrian Ell	S	6-2	RFr.	Cincinnati, Ohio / Archbishop McNicholas / NKYVC
15	Annie Tietjens	19	Danielle Pennington	OH	6-0	Jr.	Bettendorf, Iowa / Bettendorf HS / Eastern Iowa Extreme
20	Kelsey Wicinski	20	Kelsey Wicinski	L	5-10	Sr.	Geneva, Ill. / Geneva High School (Maryland) / Club Fusion
47	Deja Williams	47	Deja Williams	MB	6-2	So.	Suwanee, Ga. / Peachtree Ridge High School

SEMINOLES BY CLASS

FRESHMEN Mariah Brim, Morgan Chacon, Alyssa Collins, Adrian Ell, Taylor Roberts, Lily Tessier
SOPHOMORES Tiana Jackson, Taryn Knuth, Deja Williams
JUNIORS Payton Caffrey, Danielle Pennington, Madison Sullivan, Annie Tietjens
SENIORS Christina Ambrose, Brianne Burkert, Ashley Murray, Kelsey Wicinski

SEMINOLES BY POSITION

OUTSIDE HITTERS Christina Ambrose, Payton Caffrey, Morgan Chacon, Danielle Pennington
SETTERS Brianne Burkert, Adrian Ell, Lily Tessier, Annie Tietjens
RIGHT SIDE HITTER Mariah Brim
MIDDLE BLOCKERS Tiana Jackson, Taryn Knuth, Ashley Murray, Deja Williams
LIBEROS / DS Alyssa Collins, Madison Sullivan, Taylor Roberts, Kelsey Wicinski

PRONUNCIATION GUIDE

Brianne **Burkert**: Burr-CURT
Morgan **Chacon**: Sha-CONE
Tiana Jackson: TEE-ah-nuh
Taryn Knuth: TAIR-enn Kin-NOOT
Lily **Tessier**: TEH-see-err
Annie **Tietjens**: TEE-eh-jenns
Kelsey **Wicinski**: Wih-KIN-skee

COACHING STAFF

Head Coach Chris Poole
Associate Head Coach Jeff Hulsmeyer
Assistant Coach Jordana Price
Volunteer Assistant Coach Mallory Mangun
Director of Operations Hailey Luke

50 YEARS OF WOMEN'S INTERCOLLEGIATE ATHLETICS AT FSU



While women's athletics had held a rich tradition in Tallahassee since the early 1900's when Florida State was the Florida State College for Women, the 2018-19 season marks the 50th Anniversary of a continuous women's intercollegiate program at FSU.

Since volleyball took the floor in 1968 as the first-ever women's intercollegiate sport for the Seminoles, FSU has been a national leader in promoting and supporting women's athletics.

Florida State has won seven national championships over the last 50 years. Softball earned back-to-back AIAW (Association for Intercollegiate Athletics for Women the precursor to the NCAA) national titles in 1984-85 and captured the 2018 NCAA Title just months ago. Golf won the AIAW national title in 1981, and track & field the NCAA National Championship at the 1984 outdoor meet and 1985 indoors. Soccer won the 2014 NCAA National Championship.

A year-long celebration will launch with the "Garnet And Golden Celebration" on September 2. All event dates and details will be posted at Seminoles.com/50th and on social media utilizing the hashtag #GarnetAndGolden.



FSU Hall of Famer's Gabrielle Reece and Billie Jones unveiled the logo used during the 30-year celebration of Seminole women's athletics during the 1997-98 season.

1968-73



- In 1968, the volleyball team was the first women's intercollegiate team.
- FSU added women's track and field as an intercollegiate sport in 1969.
- Basketball's first season at Florida State was 1970

1974-78

- The Lady Seminole logo was the symbol for FSU women's athletics from 1974-75 through 2001.



- By the 1975-76 season, Florida State University sponsored seven women's intercollegiate teams.

1979-83



- Sharon Spuler and Lenor Gribble combined to record 21 All-America performances in swimming.



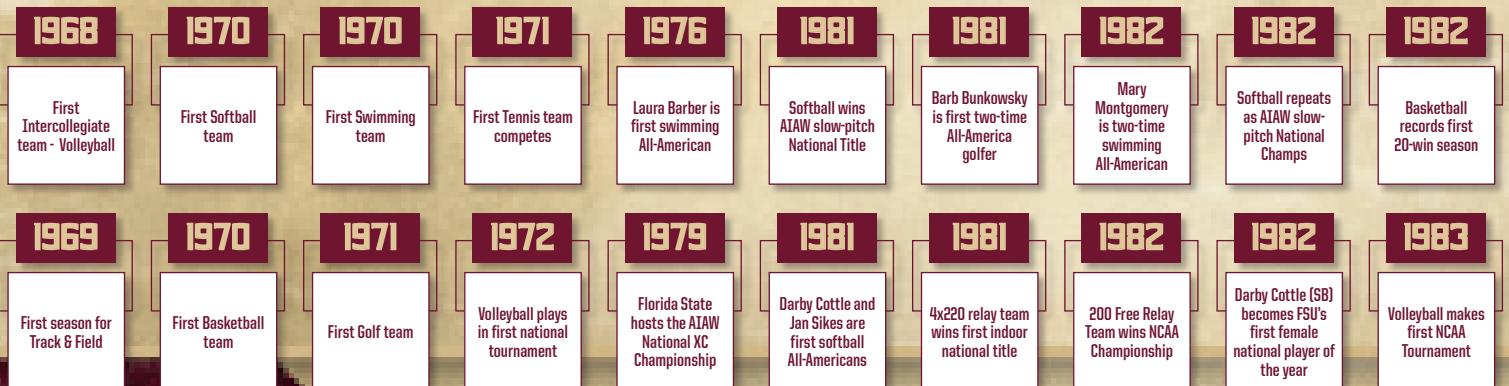
- The 1981 season marked the first of two straight AIAW National Championships for the softball program in slowpitch format.



- Women's golf delivered FSU's second national title winning the 1981 AIAW National Championship with a team that produced three future LPGA stars
- Softball's Darby Cottle, a two-time All-American, was named slowpitch National Player of the Year in 1982.



50 YEARS OF MILESTONES



FSU'S WOMEN'S NATIONAL CHAMPIONSHIPS APPEARANCES

Beach Volleyball	2014	AVCA Championship Match
	2016	NCAA Championship Match
	2018	NCAA Championship Match
Golf	1981	AIWA Champions
	1981	AIWA Champions
Softball	1982	AIWA Champions
	2018	NCAA Champions
	2018	NCAA Champions
Soccer	2007	NCAA Championship Match
	2013	NCAA Championship Match
	2014	NCAA Champions
Track	1984	NCAA Outdoor Champions
	1985	NCAA Indoor Champions

■ Jamie Kaplan (pictured) and Lee McGuire were the first two FSU women's tennis players to earn NCAA Tournament berths.



1984-88

■ Sue Galkantas sets career scoring mark with 2,323 points - the most scored by a male of female basketball player in FSU history.



1989-93

■ Volleyball's Gabrielle Reese led FSU to three Metro Championships and went on to captain Team Nike in the pros. She is one of the top personalities in women's sports, and her jersey will be retired this season.

- In 1989, Randy Givens became track & field's first FSU Hall of Fame inductee
- Kathy Grant won the 1990 Metro Conference golf championship.
- The basketball team won the 1991 Metro Championship and earned the program's first NCAA tournament win.
- Softball earned its first of 16 ACC Tournament Championships on its way to recording a program-best 63-9 season.
- In 1993, Laura Randmaa and Audra Brannon became first tennis All-Americans




■ All-American and FSU Hall of Fame member Lori Sowell gave FSU its best-ever individual performance at the NCAA Tennis Championships when she reached the third round in 1996.



■ Shamalene Wilson's hall of fame career included her selection as ACC Softball Player of the Year and first-team All-America honors.



- FSU's track & field team brought home the NCAA Outdoor National Title in 1984 and the NCAA Indoor Title in 1985.
- Marita Payne becomes the first FSU alum to win an Olympic medal
- In 1987, Softball advances to the WCWS for the first time
- Jane Geddes becomes first FSU golfer inducted into the FSU Hall of Fame



1994-98

- A new era of Florida State athletics began in 1995 with the addition of women's soccer.
- The first female "jersey" retired in FSU track & field history is that of nine-time All-American Kim Batten who set the world record in the 400-meters and won a silver medal in the 1996 Olympics.



■ Florida State broke ground on a new soccer/softball complex in the spring of 1998.

50 YEARS OF MILESTONES

1983 Tennis sends first players to NCAA Tournament	1984 Track wins NCAA Outdoor Championship	1985 Track wins NCAA Indoor Championship	1987 Softball advances to WCWS for the first time	1989 Sue Galkantas is first HOF inductee from basketball	1992 Pattie Henderson is tennis' first in FSU Hall of Fame	1992 Michelle Finn (track) is first FSU alum to win an Olympic gold medal	1993 Scott Speicher Tennis Center dedicated	1995 FSU fields first soccer team	1997 Hall of Fame softball coach JoAnne Graf records 900th victory
1983 Basketball earns first NCAA bid	1985 Brenda Moore wins first Metro Conf. XC Title	1986 Softball earns first NCAA Tournament bid (fastpitch)	1988 Margie Wessel first from volleyball elected to FSU HOF	1991 Basketball wins first NCAA Tournament game	1992 Michelle Finn (track) is first FSU alum to win an Olympic gold medal	1993 Laura Randmaa & Audra Brannon become first tennis All-Americans	1994 Hall of Fame volleyball coach Cecile Reynaud wins 500th game	1996 FSU hosts NCAA Tennis Championship	1998 Groundbreaking held for soccer-softball complex

FSU HALL OF FAME INDUCTEES

Cindy Schofield	2013	Soccer
India Trotter	2017	Soccer
Susan Painter	2000	Softball
Shamalene Wilson-Broner	2002	Softball
Lisa Davidson	2005	Softball
Julie Larsen-Baker	1995	Softball
Darby Cottle Veazey	1988	Softball
Brandi Stuart	2015	Softball
Jessica van der Linden	2014	Softball
Jan Sikes	2008	Softball
JoAnne Graf	2013	Softball
Danielle Cox	2009	Softball
Ernie Stock	2016	Swimming and Diving
Wanda Burns	2006	Basketball
Tia Pashal	1999	Basketball
Brooke Wyckoff	2011	Basketball
Sue Galkantas	1989	Basketball
Bev Burnett	2012	Basketball
Lisa Young-Walters	1990	Golf
Jane Geddes	1988	Golf
Colleen Walker	1991	Golf
Barbara Bunkowsky	1994	Golf
Karen Stupples	2013	Golf
Nadia Ste-Marie	2008	Golf
Michele Guilbault	1998	Golf
Sara Linke	2014	Swimming and Diving
Lori Sowell	2003	W. Tennis
Buffy Baker	1997	W. Tennis
Patti Henderson	1992	W. Tennis
Audra Brannon	2007	W. Tennis
Tonya Carter	2010	Track and Field
Randy Givens	1989	Track and Field
Michelle Finn	1990	Track and Field
Marita Payne	1991	Track and Field
Kim Batten	1997	Track and Field
Angela Wright	2001	Track and Field
Holly Kelly	2004	Track and Field
Lacy Janson	2016	Track and Field
Vicky Gill	2015	Track and Field
Esmeralda Garcia	2015	Track and Field
Brenda Cliette	2007	Track and Field
Tonja Brown	2011	Track and Field
Margie Wessel Scott	1988	Volleyball
Maggie Philgence	1998	Volleyball
Gabrielle Reece	1997	Volleyball
Sally Summer	2016	Volleyball
Cecile Reynaud	2009	Volleyball
Karyn Palgut	2010	Volleyball
Dr. Billie Jones	1998	Volleyball/Softball

1999-05

- Latavia Coleman became the first FSU female drafted into a professional sport by the WNBA in 2000
- Amanda Santos is named All-America in 2004 becoming FSU's first in volleyball



- Jessica van der Linden capped a remarkable softball career by being named USA Softball National Player of the Year




- Mark Krikorian is named 2005 Soccer America National Coach of the Year
- Jennifer Hyde, who is now FSU's all-time winningest women's tennis coach, is hired in 2005

2006-08



- Swimming & Diving wins its first ACC Championship in 2006
- Mami Yamaguchi wins the 2007 MAC Hermann Trophy and her soccer jersey is the first retired in the sport in 2016.



- Basketball reaches first NCAA Sweet 16 in 2007
- The Morcom Aquatics Center opens in 2008 providing a state-of-the-art facility for FSU's swimming and diving programs.



- JoAnne Graf retires in 2008 as the winningest coach in college softball history (1,437-478-6)

50 YEARS OF MILESTONES

2000

Tully Gym floor dedicated to Lucy McDaniel (Nov. 2)

2000

Golf begins streak of 18 straight seasons with an All-ACC player.

2003

Soccer's first trip to NCAA College Cup

2005

Softball stadium named "JoAnne Graf Field" (April 2)

2007

Basketball's Wanda Burns and Tia Pashal's jerseys retired

2008

XC team wins first of five straight ACC titles

2009

FSU becomes 2nd ACC program to win track triple crown

2010

Becky Edwards is first pro soccer draft pick

2010

Tennis reaches first-ever NCAA Sweet 16

2011

FSU becomes one of the first to build beach volleyball courts

2000

Latavia Coleman becomes first woman drafted into a pro sport by WNBA.

2002

XC team qualifies for NCAA's for the first time

2003

Leah Gallegos is soccer's first All-American

2006

Basketball jersey of Brooke Wyckoff retired

2007

Women's Basketball reaches first NCAA Sweet 16

2008

Hannah England breaks NCAA 1500-meter record (o)

2009

Basketball wins first ACC Regular Season title

2010

Basketball reaches first NCAA Elite Eight

2011

First NCAA Final Four appearance for volleyball

2012

Bev Burnett becomes basketball's fifth in HOF

50 YEARS OF WOMEN'S INTERCOLLEGIATE ATHLETICS AT FSU



2010-14



- The 2010 NCAA Elite Eight run marked basketball's deepest run in the NCAA Tournament to date.
- Beach (then called sand) volleyball reached the 2012 AVCA National Championship match.



- Soccer wins the 2014 NCAA National Championship
- Sara Linke becomes first swimmer inducted into FSU Hall of Fame
- Lacey Waldrop named 2014 USA Softball National Player of the Year



2015-PRESENT

- Basketball head coach Sue Semrau is named the Associated Press National Coach of the Year



- Colleen Quigley and Kala Funderburk win NCAA Outdoor titles in the steeplechase and 400, respectively
- Legendary volleyball coach Cecile Reynaud inducted into AVCA Hall of Fame in 2017




- Shakayla Thomas becomes FSU's ACC Player of the Year in basketball 2017.


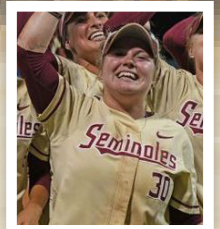


- Beach volleyball reaches the NCAA National Championship match in 2018 (also in 2016) and finish runner-up to UCLA

- The 2018 FSU tennis team advances to the NCAA Elite Eight for the first time in school history.
- Morgan Metraux's fifth place finish at the 2018 NCAA Golf Championships is best individual finish in FSU history



- Softball wins four straight elimination games to take the programs first NCAA National Championship in 2018. Jessie Warren is named MVP.



50 YEARS OF MILESTONES

2014	2014	2015	2016	2017	2017	2018	2018	2018	2018
Beach Volleyball is AVCA National Runner-Up	Dagny Brynjarsdottir is Soccer America Player of the Year	Basketball records best-ever season at 32-5	NCAA adds beach volleyball; Brooke Niles is Coach of the Year	Cecile Reynaud inducted into AVCA Hall of Fame	Golf wins FSU record six tournaments	Track & Field wins third ACC Indoor title	Golf competes in 13th straight NCAA	Softball wins NCAA Championship	Meghan King posts lowest ERA in WCWS history




NOLES AROUND THE GLOBE

FSU volleyball has a long-standing tradition of getting its student-athletes to where they want to go. Since early in the program's origin, both present and past student-athletes have enjoyed the chance to play the game across a worldwide stage.



Carol Forsten (1981-84) • Australian National Team

Somerton Park, Australia native Carol Forsten was a fantastic outside hitter for the Seminoles in the early 1980s. The four-year letterwinner participated with the Australian National Team in the World Cup Competition in 1982, two years following her prestigious position as a captain for the Australian National High School all-star team in the 1979-80 year. Forsten, who also toured Latin America in 1981 and Japan in 1982 with Athletes-In-Action, was an academic all-district selection and an AVCA All-Region performer at Florida State in 1984. She finished her four-year career by recording 674 kills in 304 sets.



Karyn Palgut (1982-86) • 1982 Olympic Festival

A three-sport athlete at Florida State, Palgut lettered in volleyball (four), basketball (one) and softball (two) from 1982-86. After a successful collegiate career at outside hitter that saw her named to the All-Metro Tournament team three times, including the distinction of MVP, Palgut competed in the 1982 Olympic Festival on the East team. Upon graduation, Palgut joined the U.S. Women's National Team for Handball and had a successful career. She participated in the Goodwill games, the Pan American Games (Gold Medal) and the 1988 and 1992 Summer Olympics receiving seventh and sixth place respectively. One of Palgut's best volleyball attributes at Florida State was her service game, recording 132 aces in her career. She also tallied 1,228 kills (3.80 kills/set) in her four-year career.




Maggie Philgence (1987-90) • 1991 Olympic Festival

Hailing from the Virgin Islands, outside hitter Maggie Philgence became one of the most well-established Seminoles in program history. After her successful four-year career, Philgence was drafted to the South Team for the Olympic Festival in Los Angeles in 1991 where she helped lead her squad over the West to claim the gold medal. Philgence played her professional career with the international league in France and the Virgin Islands, and was inducted to the Florida State Athletics Hall of Fame in 1998. Philgence was a four-time All-Region player, a three-time Metro All-Conference player and is Florida State's all-time leader in kills with 2,110 (5.36 kills/set). She has a hand in virtually every Top 10 category at Florida State.



NOLES AROUND THE GLOBE



Gabrielle Reece (1987-90) • Women's Beach League

Arguably Florida State's most well-known volleyball alumna, former middle hitter Gabrielle Reece is more than just one of the world's most famous models. From 1987-90, Reece terrorized oncoming attackers as she racked up 747 total blocks, including 240 solo. She was a two-time Metro All-Conference player and an AVCA All-Region performer who also enjoyed an exceptional career on the pro tour. In the Women's Beach Volleyball League, Reece was a two-time offensive player of the year (1994-95), the league's leader in kills for four straight years (1993-96) and the league's leader in blocks (1993). Reece also helped her team take first place in the first Beach Volleyball World Championships and participated in the FIVB Beach Volleyball World Tour. The California native started earning her acclaim for modeling while attending Florida State, being named as one of the five most beautiful women in the world by Elle in 1989 and receiving the "Most Inspiring Collegiate Athlete" honor at the 1989 Dodge National Athletic Awards.



Franci Rard (1993) • AVP Tour

Outside hitter Franci Rard of Naples, Fla. spent one season at Florida State in 1993. Following her lone year, which included helping lead the Seminoles to their first-ever NCAA Tournament win over DePaul, Rard made a living on the AVP tour playing beach volleyball. Rard enjoyed plenty of success in the sand, but was known for battling back from fusion surgery for degenerative discs in 2000 as the procedure set her back nearly 2 ½ years before she could play competitively again. Rard was named to the All-ACC Tournament Team as well as the ACC Academic Honor Roll in 1993. She is the only Florida State volleyball player representing the program in the Olympic Games, however it was in handball--not volleyball.




Norisha Campbell (1998-01) • USA Volleyball

A fine middle-hitter from Universal City, Texas, Norisha Campbell twice was an AVCA All-Region player as well as a two-time All-ACC performer in 2000 and 2001. Prior to her sophomore campaign, Campbell participated with the 1999 USA Junior National Volleyball Team that competed at the Junior World Championships in Saskatoon and Edmonton, Canada. In the tournament, she led the USA squad in hitting in its final match vs. the Czech Republic with 11 kills and four blocks. Campbell's career at Florida State was highlighted by her 1,289 kills and .320 hitting percentage. Aside from her experience with the junior national team, Campbell was selected to the 2001 USA National A2 Training program and then became the first Seminole ever to participate with the USA National Team in 2007. Campbell has also played professionally in Switzerland and Germany.



NOLES AROUND THE GLOBE



Alex Sevillano (1999-02) • AVO Pro Beach Tour

A native of Clearwater, Fla., former outside hitter Alex Sevillano spent her career at Florida State from 1999-2002. Following four years that included leading the Seminoles in digs in her last two seasons, Sevillano made her living on the pro beach tour from 2006-11. The four-time ACC Academic Honor Roll member started in the AVO Pro Beach Tour, then made her way to the National Volleyball League as well as Wide Open Volleyball. During her beach-playing career, Sevillano made stops in Arizona, California, Colorado, Florida, Georgia, Illinois, New York and Texas.



Cecile Reynaud (1976-2001) • USA Volleyball

Known as an exceptional teacher, educator, motivator and coach of volleyball, Reynaud's global experience has been aplenty since building the Seminoles into a respectable volleyball program for 26 seasons. Reynaud was an assistant coach for the United States World University Games team in 1983, then served as head coach of the Women's Junior National Volleyball Team in 1985. In the summer 2012, Reynaud had the privilege of coaching at the Paralympic Games in London for the USA Women's Sitting Volleyball Team, and coached the USA Women's National Team at the Grand Prix in Japan in August 2013. Reynaud finished her FSU coaching career with 635 wins following her retirement in 2001, placing her in a group of just eight active coaches at the time who amassed 600 or more victories. In her 26 seasons, 98 percent of her four-year letterwinners at Florida State went on to earn their college degree, proving her immense focus on both volleyball education and classroom education. She was a four-time conference coach of the year who also served as Deputy Competition Manager for the 1996 Centennial Olympic Games in Atlanta.



Makini Thompson (2005-07) • Jamaican National Team

Another great outside hitter to don the Garnet and Gold, Makini Thompson became Florida State's third All-American when she earned the national honor in 2006. In that same year, Thompson was also an AVCA All-Region performer and made the All-ACC Team in both 2006 and 2007. The 2006 season witnessed her putting down kills at an average of 3.95 per set. Thompson's post-FSU career included playing for the Jamaican National Team as well as Langenthal VBC in Switzerland at the professional level.



NOLES AROUND THE GLOBE



Jordana Price (2007-09) • VFM

Jordana Price was another substantial piece to Florida State's history-making 2009 team that made it all the way to NCAA Volleyball's version of the Elite Eight. The Mountain Home, Idaho native was a ferocious player who garnered a .312 hitting percentage from 2007-09 and led Florida State in total blocks in two of her three years. An AVCA Honorable Mention All-American and a two-time all-region performer, Price took a similar path to teammate Brianna Barry by playing for VFM in Switzerland and also playing for Team Florida WAVE. Price was an All-ACC Team selection in 2009 when she recorded a .355 hitting percentage and 161 total blocks.



Brianna Barry (2006-09) • VFM

Middle blocker Brianna Barry holds the distinguished honor as Florida State's first non-honorable mention All-American when she earned second-team honors as a senior. The Winter Springs, Fla., native had a tremendous career that was highlighted by leading the Seminoles to their first NCAA Regional Final appearance in 2009. In that season, Barry became Florida State's first ACC Player of the Year and finished with an astonishing .492 hitting percentage that is high atop the NCAA charts. Following her collegiate career, Barry played for VFM in Saignelégier, Switzerland from 2010-13, and also played for Team Florida WAVE. Barry was also an all-region and all-conference player in her Seminole years, and made the All-ACC Academic Team and the ACC Academic Honor Roll in each of her four seasons. She finished her college career with an outstanding .369 hitting percentage and 393 total blocks.



Mira Djuric (2007-09) • HPK

Outside hitter Mira Djuric from Belgrade, Serbia was a tenacious student-athlete with an entertaining serve that came at opponents fast. Djuric was another AVCA Honorable Mention All-American in 2009 and twice made the All-ACC Team in both her playing seasons in 2007 and 2009. In just two seasons she ended her Seminole career with 149 service aces, a top five mark in school history at the conclusion of her senior season. Djuric also excelled offensively in the attacking game, delivering the most kills on her teams in 2007 and 2009. Prior to her enrollment at Florida State, Djuric was a member of the Serbian Junior National Team. She played professionally in Finland for HPK following her years at Florida State.



NOLES AROUND THE GLOBE



Stephanie Neville (2007-10) • Canadian National Team

Canadian-born outside hitter Stephanie Neville had four fine seasons for the Seminoles between 2007-10, always being a steady presence on the attack. The Cambridge, Ontario native ended her FSU career with a consistent .267 attack percentage which was highlighted by a .309 finish in the team's program-building 2009 year. As a senior, she was named to the All-ACC Team and earned a spot on the All-East Region Honorable Mention list after leading the Noles in kills. Prior to her enrollment at FSU, Neville had the honor of playing for the Canadian Youth and Junior National teams, adding to Florida State's growing list of student-athletes who spent time playing among their country's most competitive national teams. While at FSU, Neville was also an achiever in the classroom after earning a spot on the All-ACC Academic Team in both 2009 and 2010. She was also an All-ACC Academic Honor Roll recipient in all four seasons played.



Visnja Djurdjevic (2010-11) • Serbian Junior National Team

Versatile Visnja Djurdjevic became Florida State's first multiple All-American, earning the honor twice in her only two seasons as a Seminole. She was a two-time All-ACC Team member and was responsible for the biggest point in program history, a match-point service ace that gave Florida State a five-set win over Iowa State on Dec. 10, 2011, to send the Seminoles to the NCAA National Semifinals. Djurdjevic participated with the Serbian Junior National Team that twice won the Balkan Championships. She is now a volunteer assistant coach at Boston College.



Duygu Duzceler (2009-12) • Turkish Junior National Team

Turkish-born Duygu Duzceler became one of the most polished setters in program history as she was one of the guiding forces that began Florida State's unprecedented era. Duzceler never missed a match or even a set in her four-year career and was part of an NCAA Regional Final in 2009 and an NCAA National Semifinal in 2011. Her 134 career matches are just outside of the top 10 list in school history, with the most recent player being Deanna Kaleta (137) in 1985-88. Duzceler helped make Florida State's attacking game exponentially better in her time in Tallahassee, helping a flurry of middle blockers and outside hitters earn All-America honors. Playing in a two-setter rotation, Duzceler still managed to record 2,915 assists (5.83 assists/set) for a top 10 mark at Florida State. Shortly after her collegiate career, Duzceler signed a professional volleyball contract in Turkey.



NOLES AROUND THE GLOBE

Sareea Freeman (2009-12) • North Texas Region

In her time as a Seminole, middle blocker Sareea Freeman went from being a raw athlete to a highly-skilled player who was a dominating force by her senior season. The Fresno, Calif., native earned AVCA Honorable Mention All-America honors in 2012 and finished second nationally with a .438 hitting percentage that season. Heading into her big senior year, Freeman faced some great competition during the summer 2012 when she competed with teammate Sarah Wickstrom in the United States Senior Women's A2 Program in Columbus, Ohio against some of the nation's best collegiate athletes across the country. Freeman set a school record for most ACC Player of the Week awards in a career when she earned four, including three in her final season at Florida State. She ended her FSU career with an outstanding .356 hitting percentage and 393 total blocks. After an assistant coaching stint with UAlbany, she joined the North Texas Region and helped the squad with the PVL Championship in 2015.



Fatma Yildirim (2009-12) • Turkish National Training Team

A hard-working player, Fatma Yildirim showcased several of her abilities while at Florida State. She ended her career as an AVCA Honorable Mention All-American in 2012, and became just the fifth Seminole to earn both All-ACC Freshman Team and All-ACC honors. Prior to coming to Florida State, Yildirim was a member of the Turkish Junior National Team from 2005-08. One of the highlights of her three-year stint was helping the national team to the title at the 2006 Balkan Championships. Yildirim was a co-captain on the 2012 Seminole squad and was known as a role model for the way she conducted herself. Yildirim is currently training with the Turkish National Team in preparation for the FIVB U23 World Championship in October 2013.



Marija Milosavljevic (2010-12) • Serbian Junior National Team

Middle blocker/right-side hitter Marija Milosavljevic was a steady player at Florida State, winning the Seminole Warrior and Total Commitment awards after her senior year for the devotion she showed. Milosavljevic was on the team's NCAA National Semifinal run in 2011, her second year with the program. The Bajina Basta, Serbia native has been a member of both the Serbian Youth and National Teams, having a few successful years at the Balkan Championships. Milosavljevic has the skills to continue playing at the professional level.





NOLES AROUND THE GLOBE



Katie Mosher (2010-14) • Florida WAVE

Libero Katie Mosher participated in the U.S. Collegiate National Team Program in the summer of 2014 (which is formally know as the U.S. Senior A2 program). Mosher was part of the European Global Challenge title in the summer 2011 in Croatia by the USA Junior A2 Team. Mosher was also part of the A2 program in high school, competing with the Youth A2 National Team in 2009. The Fort Myers, Fla., native holds the single-season record for digs at Florida State in a season with 604 in 2011, a year in which she was named the team's most influential player. Mosher capped off her career with 2,133 total digs after totaling 495 (2012) and 506 (2013). Mosher recently joined the Florida WAVE and helped it take fourth at the 2015 PVL Championships.



Elise Walch (2011-13) • USA Junior A2 Team

Elise Walch played with USA Volleyball on a few occasions, including 2011 when she helped the USA Junior A2 Team to the championship at the European Global Challenge in Croatia. She was also a member of the 2008 and 2009 USA Volleyball Youth A2 Teams, and earned a spot on the 2010 USA Volleyball Junior National Training Team. The right-side hitter from Stuart, Fla., produced some big-hitting matches for the Seminoles, including a dominant 12-kill performance against Miami as a sophomore when Florida State upended the nationally-ranked Hurricanes. Walch capped off her Seminole career with 700 kills (2.35 kills/set) and 182 total blocks.



Sarah Wickstrom (2011-14) • U.S. Collegiate National Team Program

Setter Sarah Wickstrom participated in the U.S. Collegiate National Team Program along with Katie Mosher and Mercedes Vaughn. She also played alongside former teammate Sareea Freeman in the United States Women's Senior A2 Program in Columbus, Ohio during the summer 2012. Wickstrom helped the USA Blue team to a 4-1 record at the national tournament. Wickstrom was a part of an NCAA National Semifinal run in 2011, a second-round appearance in 2012 and a Sweet 16 berth in 2013. Her Florida State career ended with 2,915 assists (5.96 assists/set) and 841 digs (1.72 digs/set). Prior to joining Florida State, Wickstrom participated in the USA Volleyball Junior Olympics for several years and also played at USA Volleyball Beach Nationals.



NOLES AROUND THE GLOBE

Sarah Burrington (2012-15) • USA Junior National Team

Middle blocker Sarah Burrington was named to the USA Volleyball Women's Junior National Team on June 14, 2013. The squad was composed of some of the very best collegiate athletes born in 1994 or 1995. The Ruskin, Fla. resident enjoyed a near two-week journey at the FIVB Women's U-20 World Championship in the Czech Republic. She helped Team USA to a 6-3 record which included scrimmages. Burrington closed out her career at Florida State by recording 709 kills, 494 total blocks and 446 assisted blocks.



Olivera Medic (2012-13) • Serbia Senior National Team

Outside hitter Olivera Medic has been another great addition to the Serbian pipeline that the Florida State indoor volleyball program has grown. In 2012, she joined former teammate Fatma Yildirim as the only Seminoles to be named to more than one all-tournament team in 2012. The Subotica, Serbia native spent the summer of 2009 playing for the Serbian Senior National Team as she helped her national squad to a first-place finish in the Euroleague, defeating France in the semifinals and Turkey in the championship match. Medic also played on the Serbian Junior National Team and helped it to a second-place finish at the Balkan Championship.



Nicole Walch (2012-15) • U.S. Collegiate National Team

Nicole Walch enjoyed a couple stints with USA Volleyball. Heading into her senior season at Martin County High School, Walch joined her sister Elise and fellow Seminole Katie Mosher in winning the European Global Challenge as a member of United States Junior A2 team in Pula, Croatia. Walch took her game to the next level in the summer 2013 when she played in the USA Volleyball senior A2 program in Dallas, Texas, against some of the best players remaining with collegiate eligibility. In 2014, she was selected to top the U.S. Collegiate National Team that played on the China Tour. Over the course of her career she earned two AVCA All-American Honorable Mentions (2013, 2015) and a Second Team AVCA All-American (2014). Walch was a member of Team USA that competed at the 2015 World University Games in Gwangju, Korea. The United States drew a tough pool play bracket, however the Americans went 3-0 in the silver bracket for ninth place in the tournament. She capped off her Florida State career as the first player in the rally scoring era to reach the program's top 10 list in kills (1,466). In the months after completing her degree she signed a professional contract to play in Puerto Rico and competed for a spot on the Pan American Cup.





NOLES AROUND THE GLOBE

Milica Kubura (2014-17) • Serbian Junior National Team

Outside Hitter Milica Kubura joined the Seminoles in January of 2014 as the latest “Serbian Pipeline” member. The native of Belgrade, Kubura was a three-year member of the Junior National Team, which was ranked as high as eighth in the world. She was on the squad that earned the silver medal at the 2012 Junior Volleyball World Championships.



Mercedes Vaughn (2014-15) • U.S. Collegiate National Team Program

After enrolling in January 2014, Middle blocker Mercedes Vaughn fit right into the scheme of things in Coach Poole’s system. During the summer of 2014, she joined Sarah Wickstrom and Katie Mosher at the U.S. National Team Program event, which was held in Minneapolis, Minn. In two seasons at Florida State she tallied 367 kills, 192 total blocks and 181 assisted blocks.



Cecilie Woie (2014-17) • Norwegian National Team

Prior to her first season at FSU, Cecilie Woie was promoted to the Norwegian National team after spending five seasons as a member of the Junior National Team. Woie made her senior national team debut in May of 2014 by playing in the first round of qualification for the 2015 CEV Volleyball European Championships. She has also been named the NEVZA (Northern European Volleyball Zonal Association) “Best Libero” at both the 2011 and 2012 tournaments. Her teams captured silver in the NEVZA for the 2011 and 2012 tournaments. Woie led her team to the gold medal at the Norwegian Club National Championships with ØKSIL volleyball in 2014 after five runner-up finishes in previous seasons, where she was a three-time “Best Libero” at the event (2011, 2012, 2014).






NOLES AROUND THE GLOBE



Katie Horton (2012-15) • U.S. Collegiate National Team Program

Outside hitter Katie Horton was one of 36 athletes who trained and competed as part of the U.S. Collegiate Team-Indianapolis program. Horton, one of 231 athletes from 88 colleges and universities to participate in the U.S. Women's National Team in tryouts in February 2015, was one of six players from the ACC who made the squad. The squad, part of USA Volleyball's High Performance pipeline that is considered a second tryout for the U.S. Women's National Team, was divided into three 12-player teams that competed in a round-robin tournament on June 21-30 in Indianapolis, Indiana. The experience, which resulted in nine kills and only one error in 20 receptions (0.05) for Horton, provided her with the opportunity to refine several facets of her overall game heading into the 2016 campaign.

A collection Florida State standouts, which include Duygu Duzceler, Sareea Freeman, Olivera Medic, Marija Milosavljevic, Katie Mosher, Nicole Walch, and Sarah Wickstrom are peppered throughout the globe as they pursue their careers as professional volleyball players.



SARAH WICKSTROM



OLIVERA MEDIC



SAREEA FREEMAN



MARIJA MILOSAVLJEVIC



KATIE MOSHER



DUYGU DUZCELER



NICOLE WALCH



6 • BRIANNE BURKERT

SENIOR • 6-1 • SETTER • RICHARDSON, TEXAS



CAREER HIGHLIGHTS

- » Recorded a career-high 927 assists in 2017, and earned career high records in 10 other statistical categories.
- » Established herself as a productive all-around player, earning her first two triple-doubles and recorded 14 double-doubles in her junior season.
- » Led the team to the Sweet 16 in 2016, earning her seventh 30-assist outing of the season against UF in the second round.
- » Notched nine double-doubles in her sophomore campaign.
- » Handed out 15 assists in her first NCAA Tournament match (vs. Arizona State) and followed it with 18 assists against Florida.
- » Earned ACC All-Freshman honors in 2015 after a solid conference campaign, ranking in the top five on the team in six categories.

ACCOLADES

- » ACC Academic Honor Roll (2017)
- » ACC Academic Honor Roll (2016)
- » ACC All-Freshman Team (2015)
- » ACC Academic Honor Roll (2015)

CAREER HIGHS

- » **Kills:** 12 (at Notre Dame, 10/1/17)
- » **Total Attacks:** 33 (at Duke, 10/15/17)
- » **Assists:** 56 (vs. Illinois State, 8/26/17)
- » **Aces:** 3 (3x, last vs. Virginia, 9/22/17)
- » **Digs:** 20 (2x, last at Duke, 10/15/17)
- » **Solo Blocks:** 1 (3x, last vs. Washington State 12/1/17)
- » **Assisted Blocks:** 5 (at Clemson, 11/22/17)
- » **Total Blocks:** 5 (at Clemson, 11/22/17)

CAREER STATISTICS

Season	SP	K	K/S	E	TA	PCT.	A	A/S	ACE	SE	DIG	D/S	RE	BS	BA	TOT	B/S	BE	BHE
2015	121	3	0.02	3	17	.000	611	5.05	27	28	203	1.68	1	0	2	2	0.02	1	22
2016	125	56	0.45	21	134	.261	771	6.17	21	24	254	2.03	0	0	10	10	0.08	1	19
2017	109	136	1.25	72	423	.151	927	8.50	13	9	306	2.81	2	3	46	49	0.45	11	17
Career	355	195	0.55	96	574	.172	2309	6.50	61	33	763	2.15	3	3	58	161	0.17	13	58



JUNIOR (2017):

- » Her 8.50 assists per set and 927 assists in 2017 are the most by any setter at FSU since 2008 (Nikki Baker).
- » Career high 927 assists in 2017
- » As both a setter and a hitter, she became the first player in FSU history to record multiple kill-assist-dig triple-doubles. She was the first to earn multiple triple-doubles in either a career or a season since Vicki Zinkil recorded two in 1993.
- » Became the third Florida State player to ever earn a kill-assist-dig triple-double, the eighth different player to earn a triple-double, and the fourth to earn multiple in a career.
- » Recorded a double-double in 16 of the Seminoles' 29 matches, including four in a row to start off the season.
- » Assisted the Seminoles in nearly every statistical category, picking up 136 kills (1.25 per set), 13 service aces, 306 digs (2.81 per set) and 49 total blocks (three solo).

SOPHOMORE (2016):

- » Became the eighth setter in Florida State's rally scoring history to hand out at least 700 assists as she recorded a team-high 771 assists at a clip of 6.17 assists/set.
- » A solid two-way player in the lineup as she had the third-most digs (254; 2.03 digs/set) behind Cecilie Woie and Katie Horton.
- » Posted nine double-doubles on the season as she established career highs in assists (38, vs. Florida A&M, Sept. 9) and digs (16, at Syracuse, Nov. 13).
- » Contributed 56 kills (0.45 kills/set) and was a part of 10 assisted blocks on the season.
- » Closed out her first appearance in the Sweet 16 with 18 assists, eight digs and one service ace as the Seminoles faced Stanford (Dec. 9) for the first time in program history.

FRESHMAN (2015):

- » Capped off the regular season by finishing top five on the team in six categories including assists (611-2nd), assists/set (5.05-2nd), service aces (27-2nd), service aces/set (0.22-2nd), digs (203-4th) and digs per set (1.68-4th).
- » Tallied four double-doubles in her rookie season.
- » Handed out 15 assists in her first NCAA Tournament match (vs. Arizona State), while making six digs. She followed with 18 assists, seven digs and one kill against Florida (Dec. 4).

HIGH SCHOOL:

- » Named the All-Area Setter of the Year and District 10 6-A MVP.
- » Two-time All-Texas Team selection and District 9 5A MVP.
- » District 9 5a Best Attacker honor for 2012-13 season.
- » Helped lead her club team, Texas Advantage Volleyball, to the Junior Olympic National Championship in the summer of 2013.

PERSONAL:

- » Born September 22
- » Daughter of Mary and Doug Burkert, has two sisters (Lauren and Elyse)
- » Majoring in public relations



10 • CHRISTINA AMBROSE

R-SENIOR • 6-3 • OUTSIDE HITTER • WINTER PARK, FLA.



CAREER HIGHLIGHTS

- » Led the Florida State outside attack with 11 10+ kill outings in her redshirt junior campaign.
- » Against conference in-state rival Miami at home in 2017, she helped the Seminoles earn a three-set victory with four assisted blocks and a .417 attack percentage.
- » Ranked in the top 5 in at least five different statistical categories in both her redshirt sophomore and redshirt junior seasons.
- » Earned her first All-Tournament honor in 2016 at the Puerto Rico Clasico after finishing with 10 kills and four digs in a four-set clash with No. 6 Minnesota, and 13 kills and seven blocks against No. 16 Texas A&M.
- » Made her debut as a Seminole against Oklahoma in the 2015 season, and went on to play 18 sets over the course of the season.
- » Member of the 2015 beach volleyball squad in her first semester at Florida State.

ACCOLADES

- » 2016 Puerto Rico Clasico All-Tournament Team

CAREER HIGHS

- » **Kills:** 18 (at Notre Dame, 10/30/16)
- » **Total Attacks:** 43 (at Notre Dame, 10/1/17)
- » **Assists:** 2 (2x, last vs. Miami (10/4/17))
- » **Digs:** 11 (vs. UNC, 11/6/16)
- » **Solo Blocks:** 2 (vs. Virginia Tech, 10/14/17)
- » **Assisted Blocks:** 6 (3x, last vs. Pittsburgh, 10/16/16)
- » **Total Blocks:** 7 (2x, last vs. Pittsburgh, 10/16/16)

CAREER STATISTICS

Season	SP	K	K/S	E	TA	PCT.	A	A/S	ACE	SE	DIG	D/S	RE	BS	BA	TOT	B/S	BE	BHE
2015	18	21	1.17	9	60	.200	0	0.00	0	1	10	0.56	4	0	2	2	0.11	1	0
2016	95	223	2.35	90	624	.213	4	0.04	4	8	96	1.01	29	7	57	64	0.67	5	1
2017	97	220	2.27	84	714	.190	6	0.06	0	2	56	0.58	1	3	48	51	0.53	7	1
Career	210	464	2.21	183	1398	.201	10	0.05	4	11	162	0.77	34	10	107	117	0.56	13	2



REDSHIRT JUNIOR (2017):

- » Ranked in the top three on the team in kills/set (2.27) and total attacks (714).
- » Ranked in the top five in three additional categories: kills (220), total blocks (51) and blocks/set (0.53).
- » Totaled 11 10+ kill outings, including five matches in a row with double-digit kills.
- » Tallied 56 total attacks at the Baylor Invitational on the team's opening weekend.
- » Earned 34 kills on 91 total attacks (.288) to help the team go 2-1 at the Seminole Invitational.
- » Notched a season-high 4 assisted blocks and a .417 attack percentage in FSU's three-set win over Miami (Oct. 4)
- » Saw a season-best offensive performance against Wake Forest (Oct. 13), recording 12 kills on 23 total attacks (.478)

R - SOPHOMORE (2016):

- » Ranked in the top five of seven major categories including kills/set (2.35), solo blocks (7), kills (223), attack percentage (.213), assisted blocks (57), total blocks (67) and blocks/set (0.67).
- » Enjoyed a series of solid outings at the Puerto Rico Clasico, including a career-high 13 kills (.250 attack pct.) along with seven blocks (six assisted) in the tournament opener against No. 16 Texas A&M (Sept. 1).
- » Earned her first All-Tournament honor (Puerto Rico Clasico) after finishing with 10 kills and four digs in a four-set clash with No. 6 Minnesota (Sept. 3).
- » Posted a career-high .556 attack percentage against Syracuse (Sept. 30), penetrating the Orange defense on 18 occasions.

R - FRESHMAN (2015):

- » Played 18 sets over the course of the season, posting 21 kills, 10 digs and two assisted blocks.
- » Made her Florida State debut against Oklahoma (Aug. 28).
- » Established her season high in kills (10) and digs (three) with a Florida State victory over crosstown rival Florida A&M (Sept. 12).
- » Saw her first ACC action against Miami (Sept. 23).
- » Emerged with four kills, three assists and a .667 attack percentage in a three-set victory against Georgia Tech (Oct. 4)

FRESHMAN (2014):

- » Took a redshirt at Purdue before transferring to FSU for the spring semester of 2015.

HIGH SCHOOL/CLUB:

- » Volleyball Magazine Fab 50 selection (2013).
- » PrepVolleyball.com's No. 20 Senior Ace (2013).
- » Under Armour First Team All-America (2013).
- » Set the Winter Park High School record for kills in a season as a senior.
- » Earned first team All-Central Florida accolades as a junior and helped her team to a state runner-up finish.
- » Outside hitter for the Orlando Volleyball Academy, which won the AAU National Championship in 2013.

PERSONAL:

- » Born March 29
- » Daughter of Margot and Davis Ambrose
- » Majoring in hospitality



II • ASHLEY MURRAY

R-SENIOR • 6-2 • MIDDLE BLOCKER • LOS ANGELES, CALIF.



CAREER HIGHLIGHTS

- » Murray comes to FSU in her final year of eligibility, hoping to add experience and depth to an otherwise all-sophomore group of middle blockers.
- » With Long Beach State, she earned two All-Big West nods, including an appearance on the All-Big West First Team following her junior season.
- » Hit .319 in her sophomore season, averaging 2.67 kills per set and 0.71 blocks per set, making second on the team in all three categories.
- » She was named the Big West Freshman of the Year in 2014, leading the Beach in blocking with 1.21 blocks per set, which ranked fourth in the conference.
- » Murray hit .846 with 11 kills on 13 swings against Campbell her freshman year, which is the fifth-best percentage with 10-19 attempts in Beach history.
- » As a freshman, she hit a career-high .342 on the year, which ranked fourth in the Big West.

ACCOLADES

- » All-Big West First Team (2016)
- » Big West Player of the Week (Oct. 10, 2016)
- » All-Big West Honorable Mention (2015)
- » Harvard Invitational All-Tournament Team (2015)
- » Big West Freshman of the Year (2014)
- » All-Big West Freshman Team (2014)

CAREER HIGHS

- » **Kills:** 17 (vs. Hawaii, 10/8/16)
- » **Total Attacks:** 39 (vs. Hawaii, 10/8/16)
- » **Attack Percentage:** .846, 11-0-13 (vs. Campbell, 9/5/14)
- » **Assists:** 3 (vs. UCSB, 10/23/15)
- » **Digs:** 8 (2x, last vs. UCLA, 9/16/16)
- » **Total Blocks:** 11 (vs. San Francisco, 9/6/14)

CAREER STATISTICS

Season	SP	K	K/S	E	TA	PCT.	A	A/S	ACE	SE	DIG	D/S	RE	BS	BA	TOT	B/S	BE	BHE
2014	90	169	1.88	47	357	.342	3	0.03	4	-	29	0.32	-	14	95	109	1.21	-	-
2015	101	270	2.67	87	573	.319	11	0.11	0	-	24	0.24	-	7	64	71	0.71	-	-
2016	117	289	2.47	96	668	.289	8	0.07	10	-	68	0.58	-	12	85	97	0.83	-	-
Career	308	728	2.36	230	1598	.312	22	0.07	14	-	121	0.39	-	33	245	277	0.90	-	-



SENIOR (2017):

- » Did not play and earned a redshirt.

JUNIOR (2016):

- » All-Big West First Team.
- » Big West Player of the Week (Oct. 10) after hitting .385 in a pair of wins and recording a career-high 17 kills.
- » Second on the team with 289 kills, 2.47 kills/set and 0.83 blocks/set.
- » Recorded 10+ kills in 15 matches.
- »

SOPHOMORE (2015):

- » All-Big West Honorable Mention.
- » Hit .319 in her sophomore season, averaging 2.67 kills per set and 0.71 blocks per set, ranking second on the team in all three categories.
- » Fourth on the team with 101 sets played in 2015.
- » Hit .737 against Harvard with 14 kills on 19 swings with no errors, earning her a spot on the Harvard Invitational All-Tournament Team.
- » Suffered an injury vs. UCLA, playing just one set and missing the next match against Oregon State. Played through injury the rest of the season.
- » Put down 11 kills on 15 swings with no errors (.733) against Denver.
- » Had 16 matches with 10+ kills.

FRESHMAN (2014):

- » Big West Freshman of the Year.
- » Led the Beach in blocking with 1.21 blocks per set, which ranked fourth in the conference.
- » Hit .342 on the year, which also ranked fourth in the Big West.
- » Made her collegiate debut in the opener with four kills and one block at Illinois.
- » Hit .846 with 11 kills on 13 swings against Campbell, the fifth-best percentage with 10-19 attempts in Beach history. It still stands as a career high.
- » Tallied two kills and a solo block in the NCAA First Round against San Diego, and three kills and one block in the Second Round against UCLA.

HIGH SCHOOL/CLUB:

- » Named All-League first team following her senior season.
- » Prepvolleyball.com "Senior Ace."
- » Daily Breeze All-Area second team.
- » Helped Bishop Montgomery to the CIF-Southern Section second round and semifinals.
- » First team All-League selection as a freshman and sophomore.
- » Graduated Summa Cum Laude from Bishop Montgomery.
- » Played club with the Sunshine Volleyball Club.

PERSONAL:

- » Born May 15
- » Majoring in international affairs
- » Daughter of Carmen and Lamond Murray.
- » Father played basketball at Cal and went on to play in the NBA for 11 seasons; brother played basketball at Pepperdine; mother is a music producer, and is the founder and CEO of Title 9 Productions.



20 • KELSEY WICINSKI

SENIOR • 5-10 • LIBERO • GENEVA, ILL.



CAREER HIGHLIGHTS

- » As a senior transfer from Maryland, Wicinski will look to fill in as FSU's libero after Cecilie Woie graduated following the 2017 season. She brings Big Ten volleyball experience to FSU after competing against a number of AVCA Top 25 teams for three years.
- » As a junior, Wicinski started off the season as UM's primary libero, tallying 20+ digs in six different matches.
- » Played in all 32 matches as Maryland's libero her sophomore year, leading the team and ranking third in the Big Ten with 4.22 digs per set.
- » Started off her career playing in all 33 matches with the Terrapins in her freshman season, starting twice and making 17 appearances at libero.
- » Collected a career-high 30 service aces in the 2015 season.
- » Finished her freshman campaign leading the team in digs in back-to-back matches with 13 digs against both #3 Minnesota and #4 Penn State.

ACCOLADES

- » 2017 Maryland Challenge All-Tournament Team
- » 2017 Liberty Invitational All-Tournament Team
- » 2016 Pac-12 Challenge All-Tournament Team
- » 2016 Georgetown Classic All-Tournament Team
- » 2016 Kansas Invitational All-Tournament Team
- » 2016 Maryland Invite MVP
- » 2016 Maryland Invite All-Tournament Team

CAREER HIGHS

- » **Kills:** 2 (at Navy, 9/12/15)
- » **Assists:** 10 (vs. Princeton, 9/9/16)
- » **Aces:** 6 (vs. Illinois, 10/2/16)
- » **Digs:** 28 (vs. Oklahoma, 9/16/16)

CAREER STATISTICS

Season	SP	K	K/S	E	TA	PCT.	A	A/S	ACE	SE	DIG	D/S	RE	BS	BA	TOT	B/S	BE	BHE
2015	122	4	0.03	2	15	.133	68	0.56	30	-	358	2.93	-	0	0	0	0.00	-	-
2016	114	1	0.01	5	12	-.333	117	1.03	27	-	481	4.22	-	0	0	0	0.00	-	-
2017	63	1	0.01	0	3	.333	75	1.19	8	-	301	4.78	-	0	0	0	0.00	-	-
Career	299	6	0.02	7	30	-.033	260	0.87	65	-	1140	3.81	-	0	0	0	0.00	-	-



JUNIOR (MARYLAND, 2017):

- » Played in 18 matches as Maryland's libero.
- » Led the team with 301 digs, good for 4.78 digs per set over the course of 63 sets.
- » Made both preseason tournament teams in 2017, appearing on both the Maryland Challenge and Libery Invitational All-Tournament teams.
- » Tallied 20+ digs in six matches.
- » Tallied 25 digs at Michigan (9/30).
- » Notched 20 digs against Furman (9/2).
- » Posted 22 digs against Elon (9/2).
- » Had 23 digs at Liberty (9/1).
- » Notched 21 digs and six assists against Temple (8/26).
- » Tallied 19 digs and six assists against Northeastern (8/26).

SOPHOMORE (UM, 2016):

- » Appeared in all 32 matches (9114 sets) at libero.
- » Led the team and ranked third in the Big Ten with 4.22 digs per set in her sophomore campaign.
- » Led the team with a career-high 481 digs.
- » For the second year in a row, acted as the most efficient serve receiver on the team with 739 attempts (2nd on team) and a .963 reception percentage.
- » Made every preseason All-Tournament team, including an MVP nod at the Maryland Invitational.
- » Opened the season with 14 digs against Northwestern (11/19).
- » Tallied 19 digs and five assists against #10 Penn State (11/13).
- » Posted 20 digs against #19 Ohio State (10/26).
- » Tallied 17 digs at #3 Wisconsin.
- » Set a career high with 28 digs vs. Oklahoma (9/16) while adding four service aces and five assists.

FRESHMAN (UM 2015):

- » Played in all 33 matches with two starts and 17 appearances at libero.
- » Ranked second on the team with 358 digs (2.93 per set).
- » With 610 attempts and a .969 reception percentage, she was the Terrapins' most efficient serve receiver.
- » Collected a career-high 30 service aces in the 2015 season.
- » Made her collegiate debut against Morgan State in the first game of the season.
- » Finished her freshman campaign leading the team in digs in back-to-back matches, collecting 13 against both #3 Minnesota and #4 Penn State.

HIGH SCHOOL:

- » A four-year letterwinner for volleyball at Geneva High School., also lettered in basketball.
- » Set the single-season (815) and single-game (49) digs records at Geneva.
- » Three-time Defensive Player of the Year and two-time Team MVP.
- » Played for Club Fusion.

PERSONAL:

- » Born May 1
- » Majoring in social science
- » Daughter of Rob and Gina Wicinski; has two sisters, Lauren and Jessica.
- » Father played football at Northern Illinois, mother played volleyball at Washington, Lauren played volleyball at Michigan State, Jessica played volleyball at Quincy University.



5 • ANNIE TIETJENS

R-JUNIOR • 5-8 • SETTER • ST. LOUIS, MO.



CAREER HIGHLIGHTS

- » In her first season as a Seminole, she amassed 225 assists and 3.21 assists per set, which both ranked second on the team.
- » Made her first NCAA Tournament appearance in 2017, adding nine assists in FSU's First Round match against Washington State in Lincoln, Neb.
- » As a redshirt freshman at Spring Hill College, she was named the conference setter of the year in 2016 with 752 assists.

ACCOLADES

- » SIAC Setter of the Year (2016)
- » Spring Hill College Student-Athlete of the Week (10/3/16)
- » SIAC Setter of the Week (9/6/16)

CAREER HIGHS

- » **Kills:** 5 (2x, last vs. Claflin, 9/23/16)
- » **Total Attacks:** 9 (at Mississippi College, 9/1/16)
- » **Assists:** 44 (vs. Loyola Univ. La., 9/26/16)
- » **Digs:** 15 (at UWAVB 10/22/16)
- » **Aces:** 5 (at Tuskegee, 10/6/16)

REDSHIRT SOPHOMORE (2017):

- » Amassed 225 assists (3.21 assists per set) in her first season as a Seminole. Both stats ranked second on the team.
- » Ranked in the top five on the team with 113 digs.
- » Recorded three 20+ assist outings, and had 10 or more on 10 different occasions.
- » Made her FSU debut in the team's conference opening weekend, leading the Seminoles to wins over Virginia and Virginia Tech with two kills, eight assists and one service ace.
- » Led the team in assists in FSU's win over Miami with a season-high 22 assists.
- » Added nine assists in FSU's match against Washington State in the NCAA Tournament.

R-FRESHMAN (2016, SPRING HILL):

- » Made her collegiate debut in Spring Hill College's 3-0 sweep over Mississippi College, where she recorded 36 assists as the primary setter and five kills on nine attacks (.556).
- » Led the Badgers to a perfect 18-0 conference record, its second undefeated season since joining the SIAC in 2013.
- » Played in 30 matches (79 sets) and started in 25 matches.
- » Tallied 752 assists, 52 kills on 112 attempts (.384), 25 service aces and 142 digs.

FRESHMAN (2015, SPRING HILL):

- » Sat out court season due to injury and earned a redshirt.

HIGH SCHOOL:

- » Prepped at Ursuline Academy in St. Louis, Mo. under head coach Gretchen Moser.
- » First Team All-Conference
- » First Team All-District
- » Team MVP
- » Nominated to All-Tournament Team
- » Team Captain
- » Four-year Athlete Award
- » Honor Roll

PERSONAL:

- » Born April 17
- » Daughter of Jim and Julie Tietjens; has one brother, Jimmy.
- » Majoring in psychology.

CAREER STATISTICS

Season	SP	K	K/S	E	TA	PCT.	A	A/S	ACE	SE	DIG	D/S	RE	BS	BA	TOT	B/S	BE	BHE
2016	79	52	0.66	9	112	.384	752	9.52	25	19	142	1.80	0	1	8	9	0.11	1	16
2017	70	3	0.04	1	10	.200	225	3.21	3	15	113	1.61	0	0	0	0	0.00	0	10
Career	149	55	0.37	10	122	.369	977	6.56	28	34	255	1.71	0	1	8	9	0.06	1	26



9 • MADISON SULLIVAN

JUNIOR • 5-7 • LIBERO • JACKSONVILLE, FLA.



CAREER HIGHLIGHTS

- » In her sophomore campaign, Sullivan set two career records in the Seminoles' opening weekend, recording 15 digs and three assists on the first day of the Baylor Invitational.
- » Played in 52 sets in 2017, picking up 62 digs, 14 assists and two service aces.
- » Recorded a career-high 93 digs in her freshman year.
- » Her 1.73 digs per set in 2016 was the fourth-most on the team, and she played a key role in the Seminoles' success in ACC play with 44 digs (1.52 per set).
- » In the Seminoles' Sweet Sixteen match against Stanford in 2016, she tallied 14 digs and two service aces.

ACCOLADES

- » ACC Academic Honor Roll (2017)

CAREER HIGHS

- » **Digs:** 15 (vs. UC Santa Barbara, 8/26/17)
- » **Assists:** 3 (vs. UC Santa Barbara, 8/26/17)
- » **Aces:** 2 (at Syracuse, 11/13/16)

SOPHOMORE (2017):

- » Played in 52 sets in her sophomore campaign, picking up 62 digs, 14 assists and two service aces.
- » Her 1.19 digs per set ranked among the top six on the team.
- » Tallied 11 digs against Illinois State, and then set two career records with 15 digs and three assists against UC Santa Barbara on the same day at the Baylor Invitational (8/26).
- » Recorded 12 digs and four assists at the Seminole Invitational.
- » Appeared in 14 of FSU's conference matches, averaging one dig per set to close out the season.

FRESHMAN (2016):

- » Capped off her freshman campaign by recording 93 digs over 54 sets.
- » Her 1.72 digs per set ranked as the fourth-most on the team.
- » Played a key role in the Seminoles' success in conference play with 44 digs (1.52 per set).
- » Made her collegiate debut against UCF (8/27), appearing in one set and recording one dig.
- » Earned four 10+ dig outings.
- » Made her NCAA Tournament debut against Cincinnati (12/2) where she collected four digs.
- » Tied her season-high in digs (14) in the season finale versus Stanford (12/9) in the Sweet Sixteen.

HIGH SCHOOL/CLUB:

- » Guided the Senators to Gateway Conference Championships in 2012, 2013 and 2015.
- » Won the National Championship in 2015 with Team Florida High Performance and finished second at the 2015 European Global Volleyball Challenge in Pula, Croatia.
- » Graduated in top three percent of her class at Duncan U. Fletcher High School.

PERSONAL:

- » Born June 10
- » Daughter of Carmon and Michael Sullivan, has one sister (Kendal).
- » Majoring in exercise science and pre-med.
- » Member of SAAC for 2018-19 school year.

CAREER STATISTICS

Season	SP	K	K/S	E	TA	PCT.	A	A/S	ACE	SE	DIG	D/S	RE	BS	BA	TOT	B/S	BE	BHE
2016	54	1	0.02	0	4	.250	3	0.06	6	3	93	1.72	6	0	0	0	0	0	0
2017	52	1	0.02	0	3	.333	14	0.27	2	11	62	1.19	11	0	0	0	0	0	0
Career	106	2	0.02	0	7	.286	17	0.16	8	14	155	1.46	17	0	0	0	0	0	0



15 • PAYTON CAFFREY

JUNIOR • 6-0 • OUTSIDE HITTER • CHULUOTA, FLA.



ACCOLADES

- » AVCA All-Midwest Regional Honorable Mention
- » All-Big 12 First Team (2017)
- » Big 12 Co-Offensive Player of the Week (Nov. 27, 2017)
- » Preseason All-Big 12 (2017)
- » AVCA Midwest Freshman of the Year (2016)
- » WVU Athletics Rookie of the Year (2016)
- » WVU Volleyball Offensive MVP (Team Award, 2016)
- » AVCA All-Midwest Region Team (2016)
- » Big 12 All-Conference First Team (2016)
- » Big 12 All-Freshman Team (2016)
- » Five-time Big 12 Freshman of the Week (2016)
- » Five All-Tournament teams (2016-17)

CAREER HIGHS

- » **Kills:** 29 (vs. Iowa State, 9/30/16)
- » **Total Attacks:** 74 (vs. Indiana State, 9/2/16)
- » **Attack Percentage (10+ TA):** .545 (vs. Robert Morris, 10/31/17)
- » **Solo Blocks:** 1 (6x, last vs. Syracuse, 12/4/17)
- » **Assisted Blocks:** 5 (vs. Texas Tech, 11/11/17)
- » **Total Blocks:** 5 (3x, last vs. Texas Tech, 11/11/17)
- » **Assists:** 6 (vs. TCU, 9/28/16)
- » **Digs:** 20 (vs. TCU, 9/28/16)
- » **Aces:** 6 (2x, last vs. Harvard, 9/8/17)

CAREER HIGHLIGHTS:

- » Named to the All-Big 12 First Team after leading the conference in two statistical categories and ranking second in three in her sophomore season.
- » Named the AVCA Midwest Region Freshman of the Year and made the Big 12 All-Freshman team.
- » Set a WVU freshman record with 515 kills in her rookie year.
- » Set two career hitting records in her freshman year that she'll carry over to FSU with 29 kills and 74 total attacks, both set in the Mountaineer's non-conference season.

SOPHOMORE (WEST VIRGINIA, 2017):

- » All-Big 12 First Team.
- » AVCA All-Midwest Region Honorable Mention.
- » Ranked second in the Big 12 in kills (245), third in kills per set (3.77), third in points per set 4.42.
- » Led the Big 12 in both service aces (29, 0.45 per set) and total points (287).
- » Her 28 kills at Kansas (11/25) was the most earned by a player in the Big 12 in any match in 2017.
- » Helped the Mountaineers advance to the NIVC Semifinals for the first time in program history.

FRESHMAN (WEST VIRGINIA, 2016):

- » AVCA Midwest Region Freshman of the Year, Big 12 All-Freshman Team.
- » Her 515 kills was a WVU freshman record, and ranked second among all players in program history.
- » Led the team with 515 kills, 4.44 kills per set and 30 aces.
- » Ranked second in the Big 12 in both kills (515) and points per set (4.42).
- » Registered a career-high 29 kills against Iowa State (9/30).

PERSONAL:

- » Born September 1
- » Daughter of Michael and Mary Caffrey
- » Majoring in exercise physiology

CAREER STATISTICS

Season	SP	K	K/S	E	TA	PCT.	A	A/S	ACE	SE	DIG	D/S	RE	BS	BA	TOT	B/S	BE	BHE
2016	116	515	4.44	243	1389	.196	35	0.30	30	66	260	2.24	36	4	43	47	0.41	7	0
2017	124	449	3.62	194	1129	.226	22	0.18	57	70	309	2.49	40	5	47	52	0.42	6	0
Career	240	964	4.02	437	2518	.209	57	0.24	87	136	569	2.37	76	9	90	99	0.41	13	0



19 • DANIELLE PENNINGTON

JUNIOR • 6-0 • OUTSIDE HITTER • BETTENDORF, IOWA



FSU BEACH VOLLEYBALL

- » With FSU beach volleyball, Pennington played in one match as a freshman (2017) with partner Julia Thompson.
- » The pair defeated New Orleans' duo of Vega/Uline in the No. 5 position in straight sets, 21-7, 21-15.
- » Named to the ACC Academic Honor Roll in 2017.

HIGH SCHOOL

- » Four-year letterwinner for Bettendorf High School.
- » Served as a captain of the varsity volleyball team in 2015.
- » Went on to capture two Iowa 5A State Championships and a pair of Iowa 5a State Champion Runner-Up titles.
- » Earned 5A Player of the Year honors as a junior.

CLUB

- » Under Armour All-American Watch List
- » Member of the 2013 USA A1 National Team
- » AVCA Phenom list in each of her four seasons (2012-15)
- » Finished fifth at the USA Volleyball Beach Championships (2014)
- » Captain for Iowa HP National Championship team (2014)
- » With Eastern Iowa Extreme, finished first in the Midwest Challenge and second in the Great Lakes Power League
- » Led the Stars & Spikes program to a fifth-place finish at USA Volleyball nationals while earning All-Tournament Team honors

PERSONAL

- » Born January 24
- » Daughter of Lori and Vern Pennington
- » Majoring in Sports Management



8 • TIANA JACKSON

SOPHOMORE • 6-2 • MIDDLE BLOCKER • O'FALLON, MO.



CAREER HIGHLIGHTS

- » Saw one of the most efficient offensive performances on the team in 2017, leading with a .449 attack percentage with 38 kills on 69 attempts.
- » Set multiple career records in FSU's matchup at Virginia Tech, hitting .562 with 10 kills on 16 attacks, and added on seven total blocks.
- » Earned 3 kills on 10 attacks (.200) in her first-ever postseason appearance, tacking on two blocks in the team's NCAA Tournament First Round match against Washington State.
- » Participated with the USA A1 National Training Team in 2017.

ACCOLADES

- » ACC Academic Honor Roll (2017)

CAREER HIGHS

- » **Kills:** 10 (at Virginia Tech, 11/17/17)
- » **Total Attacks:** 16 (at Virginia Tech, 11/17/17)
- » **Attack Percentage (10+ TA):** .727 (vs. Boston College, 11/12/17)
- » **Solo Blocks:** 2 (vs. Boston College, 11/12/17)
- » **Assisted Blocks:** 7, (at Virginia Tech, 11/17/17)
- » **Total Blocks:** 7, (at Virginia Tech, 11/17/17)

FRESHMAN (2017):

- » Capped off a successful rookie campaign as one of three freshman middle blockers competing for a starting position.
- » Saw one of the most efficient offensive performances on the team, leading with a .449 attack percentage with 38 kills on 69 total attacks.
- » Stayed perfect in FSU's final conference weekend, earning 9 kills on 14 attacks with no errors to help the Seminoles sweep Clemson and Georgia Tech.
- » Notched 3 kills on 10 attacks (.200) in her first ever postseason appearance.

HIGH SCHOOL/CLUB:

- » Participated with USA A1 National Training Team in the summer of 2017.
- » Graduated early to come to FSU in the spring of 2017.
- » PrepVolleyball.com Top 100 Senior Ace (2016).
- » Made the varsity volleyball squad as a freshman at Ft. Zumwalt North high school while also playing basketball, soccer and track.
- » Played for Team Momentum.
- » GAC Central All-Conference First Team (2016)

PERSONAL:

- » Born March 1
- » Daughter of Jessica Jackson
- » Majoring in Communications

CAREER STATISTICS

Season	SP	K	K/S	E	TA	PCT.	A	A/S	ACE	SE	DIG	D/S	RE	BS	BA	TOT	B/S	BE	BHE
2017	31	38	1.23	7	69	.449	0	0.00	0	0	3	0.10	0	4	22	26	0.84	2	0
Career	31	38	1.23	7	69	.449	0	0.00	0	0	3	0.10	0	4	22	26	0.84	2	0



13 • TARYN KNUTH

SOPHOMORE • 6-3 • MIDDLE BLOCKER • JOHNSTON, IOWA



CAREER HIGHLIGHTS

- » Set a number of records and picked up nine accolades in her rookie campaign.
- » The second Seminole in program history to be named the AVCA East Region Freshman of the Year, and the third to earn the ACC Freshman of the Year award.

ACCOLADES

- » 2x ACC Freshman of the Week (10/30 and 11/27)
- » All-ACC Second Team
- » ACC Freshman of the Year, ACC All-Freshman Team
- » AVCA East Region Freshman of the Year
- » VolleyballMag.com All-Freshman Team
- » All-ACC Academic Team
- » ACC Academic Honor Roll

CAREER HIGHS

- » **Kills:** 16 (vs. Washington State, 12/1/17)
- » **Total Attacks:** 33 (vs. Washington State, 12/1/17)
- » **Attack Percentage (10+ TA):** .750 (vs. North Carolina, 10/27/17)
- » **Solo Blocks:** 3 (vs. Boston College, 11/12/17)
- » **Assisted Blocks:** 12 (vs. Clemson, 11/23/17)
- » **Total Blocks:** 13 (vs. Clemson, 11/23/17)
- » **Aces:** 2 (vs. TCU, 9/3/17)
- » **Digs:** 7 (at Notre Dame, 10/1/17)

FRESHMAN (2017):

- » AVCA East Region and ACC Freshman of the Year.
- » Set the record for most assisted blocks by a freshman in FSU history with 140.
- » Her 103 assisted blocks in ACC play holds the record for most in a season.
- » Hit .600 in her collegiate debut with nine kills and no errors on 15 attacks (8/25).
- » Saw six errorless offensive performances.
- » Set a number of season-high records in her first NCAA Tournament appearance with 16 kills on 33 attacks (.424).

HIGH SCHOOL/CLUB:

- » The ninth-ranked senior ace by PrepVolleyball.com, making her the highest-ranking incoming freshman to play for FSU.
- » AVCA High School All-American First Team
- » Three-time state qualifier
- » Starting middle blocker for the USA Junior National Team.
- » Played for Iowa Power Volleyball Alliance, where she was named Third Team All-American (17U) by PrepVolleyball.com.
- » Four-year letterwinner in basketball, qualified twice for Iowa State Tournament, Class 5A Player of the Year.

PERSONAL:

- » Born March 19
- » Daughter of Jim and Dawn Knuth
- » Majoring in human resource management
- » Brother plays basketball at Minnesota State, both sisters played volleyball for Iowa State.
- » Father played football at Iowa State, mother played basketball at Drake.

CAREER STATISTICS

Season	SP	K	K/S	E	TA	PCT.	A	A/S	ACE	SE	DIG	D/S	RE	BS	BA	TOT	B/S	BE	BHE
2017	109	224	2.06	63	505	.319	15	0.14	15	19	73	0.67	1	22	140	162	1.49	20	3
Career	109	224	2.06	63	505	.319	15	0.14	15	19	73	0.67	1	22	140	162	1.49	20	3



47 • DEJA WILLIAMS

SOPHOMORE • 6-2 • MIDDLE BLOCKER • SUWANNEE, GA.



CAREER HIGHLIGHTS

- » Stepped up as one of three freshmen middle blockers competing for a starting position.
- » Against UCSB in the non-conference season, she earned a .750 hitting percentage with four total blocks.
- » Earned her highest hitting percentage (with 5+ attacks) against North Carolina (10/27), hitting .714.
- » Saw six errorless offensive performances in her freshman campaign.

CAREER HIGHS

- » **Kills:** 6 (vs. UNC Asheville, 9/1/17)
- » **Total Attacks:** 16 (vs. UNC Asheville, 9/1/17)
- » **Attack Percentage:** .750 - 3-0-4 (2x, last at Virginia, 1/19/17)
- » **Solo Blocks:** 2 (2x, last vs. NC State, 10/29/17)
- » **Assisted Blocks:** 6 (2x, last vs. Pittsburgh, 10/6/17)
- » **Total Blocks:** 8 (vs. Pittsburgh, 10/6/17)

FRESHMAN (2017):

- » Made her debut as a freshman at the Baylor Invitational, where she notched eight kills over the weekend.
- » Earned a .750 hitting percentage (three kills on four attacks) against TCU.
- » Assisted both the offense and the defense in FSU's conference opening weekend, earning six kills on 13 attacks (.307) and adding on 11 total blocks (one solo) between the two matches.
- » Earned her highest hitting percentage (with 5+ kills) against North Carolina (10/27), hitting .714.

HIGH SCHOOL/CLUB:

- » Two-time All-Gwinnett County Second Team (2013, 2015) and First Team (2014).
- » Ranked 45th by prepvolleyball.com in the class of 2017.
- » 2016 JVA All-National Team.
- » Recorded five double-digit kill performances as a junior, highlighted by a season-high 13 kills in a four-set win over Lee County, where she finished with a .765 hitting percentage.
- » Contributed at least four blocks on 14 occasions.

PERSONAL:

- » Born October 2
- » Daughter of Eric and Sherry Williams
- » Majoring in Business Finance

CAREER STATISTICS

Season	SP	K	K/S	E	TA	PCT.	A	A/S	ACE	SE	DIG	D/S	RE	BS	BA	TOT	B/S	BE	BHE
2017	88	71	0.81	33	193	.197	3	0.03	0	0	21	0.24	0	9	82	91	1.03	9	0
Career	88	71	0.81	33	193	.197	3	0.03	0	0	21	0.24	0	9	82	91	1.03	9	0



4 • MARIAH BRIM

R-FRESHMAN • 6-6 • RIGHT SIDE HITTER • OVERLAND PARK, KAN.



2017: Did not play and earned a redshirt

High School: A two year letterwinner at Aquinas High School ... Finished her extraordinary high school career with 349 kills (1.75 kills/set) and 136 blocks (79 solo) in 199 sets ... Recorded 215 kills (2.04 kills/set) and a .289 hitting percentage her senior season ... Set career highs-with 12 kills on 17 attacks (.657) against Olathe East, seven total blocks against Garner-Edgerton and five solo blocks against Villa Duchesne ... Named Player of the Match on September 24, 2016 against Blue Springs South High School and again on October 22, 2016 against Mill Valley ... Played for the Performance Volleyball Academy under head coach Christi Lutman.

Personal: Born February 8 ... major is exploratory.

17 • ADRIAN ELL

REDSHIRT FRESHMAN • 6-2 • SETTER • CINCINNATI, OHIO



2017: Did not play and earned a redshirt

High School: Capped off her two-year varsity career with 598 kills (3.64 kills/set), 557 assists (3.40 assists/set), 438 digs, 122 total blocks (77 solo blocks) and 83 service aces ... Earned First Team All-League, All City and All-District honors for Archbishop McNicholas High School ... Wendy's High School Heisman Nominee ... AVCA Third Team High School All-American ... Captured the USAV 17 National Championship in 2016 with her NKYVC team.

Personal: Born May 4 ... daughter of Rob and Angel Ell... majoring in Sports Management.

1 • TAYLOR ROBERTS

FRESHMAN • 5-4 • LIBERO • SNEADS, FLA.



High School: Crucial part of a historic run at Sneads High School, where they are currently tied for the third longest championship run in FHSAA history. Roberts' senior class never lost a set to a 1A team, and only saw 22 losses in four years. She finished her career with 1,126 digs, a .266 hit percentage, and 348 aces paired with a 22.3 ace percentage. Roberts picked up a number of individual awards as well, as she was named Player of the Match 14 times in her four years at Sneads. Prior to high school, Roberts competed in the 2013 USA High Performance Championship as a member of Team Florida.

As a sophomore, she was named to the 2015 USA Volleyball A-I National Team. She was named to the AVCA Phenom list in 2016, alongside FSU classmate Morgan Chacon. Roberts also received an Under Armour All-American honorable mention in her final season. Roberts comes from a long bloodline of volleyball players, as her mother, Sheila Roberts, led Sneads High School to five state championships as head coach, and will now coach for Florida High while maintaining her position as the co-director for ProStyle Volleyball Academy.

Personal: Born June 13 ... Daughter of Sheila and Jason Roberts ... Sister of Ashley Roberts ... Majoring in psychology ... Her mother, Sheila Roberts, coached volleyball at Sneads High School for 14 years and earned five consecutive Class 1A state titles, and is now the coach at Florida High and the co-director of ProStyle Volleyball in Tallahassee ... Her sister, Ashlyn, plays volleyball at South Alabama.



2 • ALYSSA COLLINS

FRESHMAN • 5-5 • LIBERO • FORT MYERS, FLA.



High School: The 2017 District 18 Volleyball Player of the Year, Alyssa Collins comes to Tallahassee from Fort Myers, Fla. for the 2018 season. At Bishop Verot High School, Collins recorded 1,065 digs, a .218 hitting percentage and 193 aces, earning a 19.3 ace percentage over the span of her four-year career. She led the Vikings to a 20-6 record, a district championship and a Class 5A regional semifinal appearance. Collins was named to the 2015 News-Press All-Area Volleyball Second Team as a sophomore, alongside fellow incoming freshman Lily Tessier. She earned 14 MaxPreps Player of the Match awards throughout her high school campaign and was selected to play in the FACA All-Star Classic following her senior season. As a member of the Bishop Verot beach volleyball team, Collins led the Vikings to a fifth-place finish in the state championship. She and her partner defeated the No. 1 pair of the eventual state champion (Calvary Christian), handing the pair their only loss of the season. Collins graduated Summa Cum Laude with a 4.25 GPA and was named a Rotary Scholar Athlete and earned the Top Female Athlete Award (Bishop Verot Class of 2018) in her senior year.

Personal: Born May 23 ... Daughter of Dave and Donna Marie Collins ... Sister to Kyle and Alexis ... Majoring in psychology ... Graduated Summa Cum Laude.

3 • MORGAN CHACON

FRESHMAN • 5-11 • OUTSIDE HITTER • CROWN POINT, IND.



High School: One of PrepVolleyball's Top Players in 2017, outside hitter Morgan Chacon comes to Tallahassee from Crown Point, Indiana. She came to campus in the spring of 2018, and joins her sister Alaina, a freshman on the beach volleyball team. As a junior at Crown Point High School, Chacon earned First Team All-State honors, was named the MVP of the Duneland Athletic Conference, and secured a spot on the 2016 AVCA Phenom List. She capped off her illustrious high school campaign with 470 kills, 284 digs, 75 total blocks, and 41 aces in her final season, while leading Crown Point to a Class 4A runner-up finish. She was named a 2017 USAV All-American and won the Post-Tribune Girls Volleyball Player of the Year, the same year she was named to the All-Tournament Team at the USA Girls' 18s Junior National Championships, leading her team to a third place finish. Aside from volleyball, Chacon has also participated in competitive cheerleading, softball, and gymnastics.

Personal: Born April 8 ... Daughter of Brandi and Luis Chacon ... Sister of Alaina and Savana Chacon ... Majoring in biology ... Her sister, Alaina, is on the beach volleyball team at FSU ... All three sisters played volleyball for Crown Point High School.

7 • LILY TESSIER

FRESHMAN • 6-3 • SETTER • FORT MYERS, FLA.



High School: Tessier joins the Seminoles from Fort Myers, Fla., where she was a four-year starter at Evangelical Christian High School. In 336 career sets, she recorded 185 aces, 600 digs, 376 kills, and 2,282 assists (6.8 per set). Tessier was named to the 2014 AAU All-American Team following her freshman season, as well as the 2015 Second Team News-Press All-Area as a sophomore. After tallying 707 assists, 105 aces, and 208 digs as a junior, Tessier was named a finalist for the 2016 News-Press All-Area Volleyball Player of the Year. As a senior, she fought through an ankle injury to lead her team to another regional final appearance, finishing with 111 kills, 22 blocks and 244 assists in only 52 sets. She earned two Player of the Match honors in her final season, and saw one triple double performance, picking up 18 kills, 27 assists and 12 digs. Tessier also excelled academically at Evangelical Christian, and was a National Honor Society member.

Personal: Born on June 23 ... Daughter of Laura and Scott Tessier ... Sister of Savannah and Drew Tessier ... Majoring in business management ... Played volleyball with sister Savannah for Evangelical Christian School.



CHRIS POOLE • HEAD COACH



Entering his eleventh year at Florida State in 2018, head coach Chris Poole has established the Seminoles as fixture in the American Volleyball Coaches Association (AVCA) Top 25 and among the elite programs in the nation as he has rejuvenated a program that has become a national contender year in and year out. Under Poole's control, the Seminoles have become one of only 12 teams in the nation to make each of the last nine NCAA Tournaments.

When Poole inherited the Florida State volleyball program in the summer of 2008, he took over a team that had failed to reach the 20-win plateau in five-straight seasons and hadn't been to the NCAA Tournament since 2002. It was a program looking for answers; a program looking to get back to the winning ways it had grown accustomed to in the 1980s and early '90s.

However, since the beginning of the 2009 season, when Poole began overseeing the scheduling process, the Seminoles have gone head-to-head with 33 non-conference opponents that were ranked in the top 25 of the AVCA polls. By facing those upper echelon programs, Poole has established Florida State's schedule as one of the most difficult in the nation for the last seven years.

By the close of the 2016 season Poole further cemented his name among the best coaches in the sport as he led the Seminoles to at least 25 wins for the sixth consecutive campaign, and brought the team to its fifth NCAA Sweet 16 finish in program history. Along with surpassing 200 wins in his Florida State career following the 2015 season, Poole climbed to sixth among active Division I coaches in NCAA history with 787 career wins.

The 2015 season, which culminated in the second round of the NCAA Tournament at in-state rival Florida, was highlighted by the five-member senior class which included Caroline Dadowski, Laura Dadowski, Karlie Hauer, Mercedes Vaughn and Nicole Walch. Under the direction of Poole, that quintuplet capped off one of the best four-year runs in program history, brandishing a 109-23 overall record, including a 54-2 mark in Tully Gymnasium, and along the way finished 68-10 in ACC action.

Poole's continued development of Nicole Walch witnessed the Stuart, Fla., native become the first player in the rally scoring era to crack the program's top 10 list in kills (1,466) after driving home a team high 459 kills. By leading the team in eight major

categories, Walch was a unanimous selection for All-ACC First Team and was named Senior CLASS Top 10 Finalist, AVCA All-East Region Team and AVCA Honorable Mention All-American.

Poole's program also drew individual honors for Sarah Burrington (AVCA Honorable Mention All-American, AVCA All-East Region Team, All-ACC First Team); Brienne Burkert (All-ACC Freshman Team); Katie Horton (All-ACC Second Team); Milica Kubura (AVCA Honorable Mention All-East Region Team, All-ACC Second Team, CoSIDA Academic All-District IV Team) and Hailey Luke (CoSIDA Academic All-District

In 2014, the Seminoles continued to produce history, riding a 24-0 match winning streak while climbing to a program and ACC best AVCA ranking of No. 3 as four athletes captured AVCA All-America honors en route to the second consecutive Sweet 16.

In 2013, Poole helped the Seminoles to a school record setting six AVCA top-25 wins (Kentucky, Michigan, Western Kentucky, Duke, North Carolina, Florida), including two of the biggest wins in school history. On December 6, 2013, Poole guided the Seminoles to a 3-2, NCAA Second Round victory over No. 6 Florida lifting them to the NCAA Campaign Regional Semifinal. It marked the first time since 1990, FSU defeated UF inside the O'Connell Center. Florida State also picked up a 3-2 win over No. 7 Michigan on Sept. 14, 2013.

The Seminoles finished second in the Atlantic Coast Conference with an overall record of 26-8, while finishing the year ranked 11th in the AVCA poll and 12th in the RPI. FSU was led by AVCA All America honorable mention players, Ashley Neff, Nicole Walch and Elise Walch. Neff earned All-ACC First Team honors, while both Walch sisters and Katie Mosher were awarded All-Second Team accolades.

On Nov. 17th, 2013 in a 3-0 victory over Notre Dame, Poole picked up his 700th career win, becoming one of the winningest active division I coaches in the country as he climbed to 10th.

In 2012, the Seminoles won their third Atlantic Coast Conference title under Poole and the program's fourth overall. Florida State finished with a remarkable 28-4 overall record, earning back-to-back conference crowns for the first time in the ACC since Maryland achieved the feat in 2003 and 2004. The Seminoles tied a previous school record with the 2011 squad by defeating five AVCA Top 25 opponents, and one of just three teams (Southern California, Western Kentucky) who have garnered 28 wins or better in the last two seasons (2011 and 2012).

In Poole's fifth season Florida State obliterated the school record for consecutive wins at home, reaching 27 matches before falling to Purdue in the NCAA Second Round. Florida State also achieved a 16-match win streak and won 19 consecutive sets overall in the 2012 season to reflect its stellar play. The Seminoles finished 18th in the final AVCA Poll and 12th in the final RPI, while being led by AVCA Third-Team All American and ACC Player of the Year Ashley Neff as well as honorable mention All-Americans Sareea Freeman and Fatma Yildirim.

Poole's most memorable year thus far came in

2011, when he led the Seminoles to their first-ever NCAA National Semifinal appearance in what was a startling year to say the least.

In 2011, FSU earned its third ACC title while finishing with a 28-7 overall record and an 18-2 mark within the conference. The Seminoles entered the NCAA Tournament as a No. 12 national seed and began the Field of 64 by defeating Albany and Cincinnati in Tully Gym. From there, FSU upset No. 5 Purdue in four sets in the Sweet 16 and defeated fourth-seeded Iowa State in five sets in the Elite Eight in Minneapolis to achieve a feat that many deemed unthinkable when Poole and his staff first arrived.

FSU became the first ACC volleyball team to ever advance to the final round of four, where it eventually lost to NCAA champion UCLA in the national semifinal at the Alamodome in San Antonio. FSU was the only team in the final four that had gotten through its regional in which both Sweet 16 and Elite Eight opponents were nationally-seeded. In his five seasons leading the Seminoles, Poole has compiled 11 of FSU's 12 NCAA postseason wins, showing a 11-5 mark in championship play.

As a result of FSU's historical 2011 campaign, Poole helped the Seminoles achieve their highest national ranking ever as they finished at No. 7 in the final AVCA Poll. FSU also finished with the seventh-best RPI in the nation. Poole capped his incredible season by being named the ACC Coach of the Year for the second time as well as the AVCA East Region Coach of the Year. He coached AVCA Second-Team All-American Jekaterina Stepanova to a career year as well as AVCA Honorable Mention All-Americans Visnja Djurdjevic and Neff.

The Seminoles earned 21 wins in Poole's first season in 2008 and then followed that up with an incredible 2009 campaign. FSU not only posted a 31-3 overall record, but under Poole's tutelage the 'Noles captured their first outright regular-season Atlantic Coast Conference championship in school history (second overall) and made it to the Elite Eight of the NCAA Tournament for the first time ever.

In addition to those program firsts, Poole's Seminoles also set the school standard for most conference wins in a season with 19 and ACC wins in a row with 16, which was then tied by the 2011 team. A national ranking of No. 11 in the entire country was the highest ever for a Florida State volleyball team at the time and its No. 3 national seed in the Big Dance continues to be the highest ever. Poole's 2012 team reached the program's highest AVCA ranking at No. 6 on Sept. 3, 2012.

For his squad's multiple successes, Poole garnered ACC Coach of the Year and AVCA Division I East Region Coach of the Year honors in 2009.

He also coached a handful of players that generated quite a few accolades. Brianna Barry became the first Seminole to ever be named the ACC's Player of the Year and she also garnered AVCA Division I Second-Team All-American honors. Barry, an ESPN The Magazine Academic All First-Team member, was joined by Jordana Price, Mira Djuric and Rachael Morgan on the 2009 All-ACC Team - a record at FSU for most players on that list in one season. Price, Dju-



ric and Morgan also each achieved an AVCA Division I Honorable Mention All-American nod. Poole also coached an ACC All-Freshman Team performer in Yildirim.

The 2010 season featured several roadblocks for the Seminoles, ranging from life-altering misfortunes off the court to devastating injuries that inhibited the team's continuity. Despite all the hardships, the gutsy FSU squad finished 22-11, including 12-8 within the ACC. Several program feats were accomplished - making back-to-back postseason appearances for the first time in over a decade, advancing to the second round of the NCAA Championship in consecutive years for the first time in school history and finishing with at least 20 wins for the third straight season.

Veterans Jenna Romanelli and Stephanie Neville capped off their four-year careers in excellent fashion. Junior outside hitter Djurdjevic was one of the top transfers in the country, being named an AVCA Honorable Mention All-American and an AVCA Honorable Mention All-East Region member. She joined Neville as members of the All-ACC Team as well.

The fact that Poole has breathed life in the FSU volleyball program should come as no surprise as he brought a wealth of knowledge and experience to the school after heading the program at the University of Arkansas for 14 accomplished seasons.

Poole started Arkansas' volleyball program in 1994 and was not only successful, but led the Lady Razorbacks to 11 Southeastern Conference Western Division titles. Add to that 11 postseason appearances - two NIVC and nine NCAA - along with an SEC Tournament title and numerous individual player honors.

Upon arriving in Fayetteville, Ark. in 1993, Poole personally handled every element of building the program from buying the first pieces of equipment, hiring the assistants and recruiting the players, to renovating the court and building locker room facilities.

With head coaching stints at Arkansas, Arkansas State and Arkansas Tech, Poole earned a 550-230 career record in 21 seasons prior to his hiring at FSU and had been named conference coach of the year seven times and was pegged the South Region Coach of the Year in 1997.

During his 14 seasons at Arkansas, in which he compiled a 316-161 record, Poole produced two AVCA All-Americans, three AVCA honorable mention All-Americans, 24 players with 44 All-SEC honors, three SEC Freshmen of the Year and 25 AVCA All-District/All-Region honorees. In addition to the success on the court, Poole's Arkansas teams excelled in the classroom as well with 67 SEC Academic Honor Roll selections, 10 CoSIDA All-District selections, two H. Boyd McWhorter Scholar-Athlete finalists and one McWhorter winner.

Poole certainly made his mark in the SEC as he guided Arkansas to a 159-65 record in the SEC regular season for a 71 percent league-winning mark. Poole and the Lady Razorbacks were even more impressive against the Western Division, winning 11 of 14 titles.

Poole spent an entire year away from competition preparing for the Razorback's inaugural season in 1994 and it was time well spent as he led Arkansas to a 19-17 overall record, a 10-5 SEC mark and an SEC Western Division title with a perfect 10-0 divisional record in the first year of competition. The Lady

Razorbacks finished third overall in the league that year and played well enough to earn a postseason bid to the National Invitational Volleyball Coaches tournament in Kansas City where they finished seventh in a field of 20 teams. Poole was selected as the 1994 SEC Coach of the Year while two of his players earned All-SEC honors and one player earned All-District honors.

Poole's ability to build a program was proven first with Arkansas Tech then at Arkansas State. He took over days prior to the 1987 season at ASU and his first team showed the effects with an 8-24 record. But with one season under Poole's careful tutelage, virtually the same team was 41-1 the next year, launching a five-year run of winning seasons for the Lady Indians.

His 1988 team had a 33-match win streak, longest in the nation, and posted a school-record 41-1 overall mark. The next year, ASU had a 34-match win streak, notched a Lady Indian record with 43 wins (43-6 overall) and was ranked ninth in the South Region. In his last season at ASU, the Lady Indians were 41-6 and received an automatic bid into the NCAA Tournament in 1992. ASU entered the 32-team NCAA field with the most wins of any team, but lost a tough four-game match to the Northwest Region's top-seeded team, Long Beach State.

Prior to ASU, Poole was an assistant and later head coach at Arkansas Tech. In two seasons as head coach at ATU, he posted a 53-20 record, winning the Arkansas Intercollegiate Conference title in 1985 as co-head coach and finishing runner-up as head coach in 1986. He started his collegiate career in 1983 as a graduate assistant for the nationally ranked Arkansas Tech Golden Suns. Tech was 58-9 with a perfect 24-0 conference mark in two seasons with Poole as an assistant coach.

A native of Heber Springs in north-central Arkansas, Poole is a 1983 graduate of Arkansas Tech and earned a master's degree from there in 1989. He is a member of the American Volleyball Coaches Association and has served on the AVCA's All-American, All-South Region and All-South Region Ranking committees and is also an AVCA Top 25 voter.

Poole and his wife, Toni, a former Arkansas State track and field standout, have two children, son Joshua, a Florida State graduate, and daughter Taylor.



Florida State head coach Chris Poole guided the Seminoles to their first-ever NCAA Final Four in 2011, earning AVCA All-East Region Coach of the Year honors as well as the ACC Coach of the Year.



JEFF HULSMEYER • ASSOCIATE HEAD COACH



Jeff Hulsmeyer begins his fourth season as Florida State's associate head coach in 2018. Among his primary day-to-day duties include the continued development of the Seminoles' setters, recruiting and maintaining the communication flow with future student athletes as well as the institution of the training program for the team as prioritized by head coach Chris Poole.

"I have personally known Jeff since he started coaching," said head coach Chris Poole. "We both got into Division I Volleyball about the same time in the late 80's. In fact, we coached against each other in the Sun Belt Conference. His teams were always exceptionally well prepared for matches."

Leading up to game day during the season, Hulsmeyer plays an integral role in the match prep and scouting of opponents for Poole. He also works primarily with the Florida State setters, which included the tandem of Brianne Burkert and Hailey Luke in 2016. His tutelage of Burkert resulted in her being named to the ACC All-Freshman Team in 2015, and becoming the eighth setter in FSU's rally scoring history to hand out at least 700 assists in 2016 as she recorded a team-high 771 assists (6.17 assists/set).

Hulsmeyer's work with Luke allowed the junior enjoy the best statistical season of her career as she dished out 729 assists (5.98 assists per set), including 453 assists in league matches. The combination of Hulsmeyer's offensive schemes with the dual threat of Burkert and Luke allowed Florida State to post the best hitting percentage (.271) against ACC opponents in his first year on the bench.

Hulsmeyer brought his wealth of coaching experience to Florida State after serving as an assistant at Kansas State for six seasons (2009-14), helping the Wildcats to three NCAA Tournament appearances including a Sweet 16 berth in

2011 after being selected to finish eighth in the Big 12.

In 2014, the Wildcats teetered in-and-out of the AVCA Top 25, finishing with a record of 22-9 after falling in the first round of the NCAA Tournament to Utah. Hulsmeyer served as the offensive and recruiting coordinator at Kansas State, working heavily with the setters in practice while acquiring some of the top recruiting classes in the country according to PrepVolleyball.com.

Hulsmeyer served as the head coach for Georgetown College, where he produced a record of 75-14, leading the Tigers to a No. 5 national ranking in 2007. In both seasons at the helm he was named the conference and region coach of the year while helping a pair of players to NAIA All-America honors.

Prior to an assistant coaching job at Illinois (1996-98) and a four-year head coaching stint at Purdue (1999-2002), Hulsmeyer worked for Arkansas State and Western Kentucky—two teams in the Sun Belt Conference, capturing three titles and two Coach of the Year awards. While at the helm of Arkansas State (1993-95) he led his team to the crown in all three seasons

while remaining perfect in regular season conference play in addition to a pair of NCAA Tournament bids.

After a season at Western Kentucky as a graduate assistant, Hulsmeyer took over as the head coach in 1990, turning the program around and finishing with a 32-9 record following a season that had a losing record. While at the helm (1990-93) Hulsmeyer led Western Kentucky to a pair of runner-up finishes in the Sun Belt Conference.

During parts of his coaching career began, Hulsmeyer played indoor and professional beach volleyball from 1989-95 while recruiting on the East Coast.

Hulsmeyer graduated from Kentucky in 1988 with a degree in political science. He is married to the former Michelle Hall of Halstead, Kan. She was a two-time All-American volleyball player for Barton County Community College before she went on to play at Arkansas State where she helped her team to the NCAA Tournament in both seasons. The couple have four children, Zach, Ben, Hannah and Jack.





JORDANA PRICE • ASSISTANT COACH



Jordana Price enters her second season as Florida State's assistant coach in 2018. In one season with the Seminoles, Price helped to build up one of the most dominating and consistent group of middle blockers in the ACC, despite the position group being entirely composed of freshmen. She helped coach Taryn Knuth, who was named the AVCA East Region and ACC Freshman of the Year, finishing the season with the 11th-most blocks in the nation.

Price was named an AVCA Thirty Under 30 award winner in 2018 in recognition of her dedication to the growth of both the sport and the volleyball community.

In 2017, Price returned to her alma mater after a two-year stint at South Alabama, where she was an assistant coach who served as the offensive coordinator and primary recruiting coordinator. She also worked with blocking. Price replaced former Noles assistant Ganna "Anna" Khrystenka, who accepted the associate head coach position at Rutgers following the 2016 season.

"First, I would like to thank Cindy Hartmann, Vanessa Fuchs and Stan Wilcox for this incredible opportunity to return to my alma mater," Price said. "My interactions with all of the administration have been amazing and it is wonderful to be back on campus with such inspiring people. I would also like to give a huge thank you to Chris Poole and Jeff Hulsmeyer for providing this dream opportunity for me to return to the very program that shaped me as a student-athlete, person and young professional to go off into the world and create success. I couldn't be more excited for my return to the Seminoles and am eager to help this great coaching staff to continue building upon the great legacy that is Florida State Volleyball."

A three-year member of the Florida State indoor volleyball team, Price helped the Seminoles to their first-ever trip to the Elite Eight in 2009 after winning the ACC Championship.

She led the league in blocks (1.31 per set) and ranked fourth in hitting percentage (.335) which was also second on the team. The All-ACC middle blocker won AVCA All-America honorable mention accolades.

"It is always a transition when we lose an assistant," Poole said. "Anna was given a great opportunity and we're very happy for her. We were looking for someone that could cover our middle blocker training and take over as a recruiting coordinator and Jordana is a perfect match."

The Mountain Home, Idaho, native also ranks eighth in school history with 306 total blocks in addition to holding the sixth-highest hitting percentage (.312).

"Jordana was well respected by her teammates as someone very passionate about playing every day," Poole said. "She was a great student-athlete and she held herself to high standards. She coaches with the same communication and aggressiveness that made her an All-American during our 2009 run to the NCAA Elite Eight."

Price played professionally overseas and in the United State following her graduation in 2009. She helped lead Hotel Cristal Volleyball Franches-Montagnes to take second place at the Swiss Volley Cup Final while helping the franchise to its first European Cup win.

In 2012, Price helped the Indiana Hoosier Exterminators win the Women's USA Volleyball Open Championship after taking second in 2010. She also had a stint with the Florida Wave where she led the team to a second place finish 2013 in addition to winning the Florida Region of

USA Volleyball Award for the Most Outstanding Adult Female Player.

While playing in the United States, Price served as a graduate assistant for Valdosta State before stepping into the role of a volunteer assistant in 2014 where she helped the Blaze to a 25-8 record and 16-4 mark in conference play, while advancing to the second round of the NCAA Division II south regional in addition to the first-ever Gulf South Conference title.

Price was the interim head coach at Valdosta State from January-March of 2014.

At South Alabama, Price made huge improvements over two seasons, while working with Mechell Daniel, who captured Second Team All-Sun Belt honors before signing a professional contract with Oriveden Ponnistus of the European Volleyball Confederation in Finland.

In addition, Price helped the Jaguars to their best season since 1994 with 17 wins in 2016, tying for second in the Sun Belt Conference East Division, which was the best finish in program history. The Jaguars had a winning record for the first time since 1989.

Price graduated from FSU in the fall of 2009 where she majored in Psychology. She made the Dean's List in the Fall of 2008 and is one of the 52 Florida State student-athletes to have received the ACC Postgraduate Scholarship.

The 2009 FSU Volleyball Most Influential Player earned a Master of Science in Marriage and Family Therapy from Valdosta State in 2014.






VOLLEYBALL SUPPORT STAFF



Kelsey Bibik
Sports Information Director



Brockton Boretti
Volleyball Manager



Natasha Calkins
Student Assistant



Craig Campanozzi
Video Coordinator



Tasha Fisher
Asst. Athletic Director-Compliance



Julia Giampaolo
Athletic Trainer



Natosha Gottlieb
Assistant Coach - Strength & Speed



Hailey Luke
Director of Volleyball Operations



Mallory Mangun
Volunteer Assistant Coach



Laurie Swiger
Asst. Athletic Director-Facilities



Shawn Wagner
Academic Advisor



Susan Wallrich
Marketing Assistant

NOT PICTURED:

JACK BENNETT

STUDENT MANAGER

NOT PICTURED:

PETER STEWART

STUDENT MANAGER

NOT PICTURED:

NATHAN YARBROUGH

**EQUIPMENT SUPERVISOR
OLYMPIC SPORTS**

NOT PICTURED:

JILL HOOMES

VOLLEYBALL SECRETARY



2017 SEASON ACCOLADES

- Senior Milica Kubura and freshman Taryn Knuth earned All-ACC Team honors, and were both named to the All-ACC Academic Team and ACC Academic Honor Roll.
- Kubura became the first in program history to earn four All-ACC Academic honors, and the first four-time All-ACC Team honoree with a First Team recognition her senior year. She was named an AVCA All-America Honorable Mention for the second year in a row, and was named to the AVCA All-East Region Team for the third consecutive year. She finished her career with 1,222 career kills, which ranks 13th all-time in program history and second in the rally scoring era. She became the 16th player in FSU history – and only the fifth in the rally scoring era – to reach 1,000 career kills.
- Knuth earned a total of nine accolades in her freshmen campaign, making her one of the most successful rookies Coach Poole has ever seen at Florida State. She became the second Seminole in program history to be named the AVCA East Region Freshman of the Year, and the third to earn the ACC Freshman of the Year award. She also became the program's first athlete to be named to the VolleyballMag.com All-Freshman Team.
- Senior setter Brienne Burkert earned two triple-doubles in 2017, making her the first Seminole in program history to record multiple kill-assist-dig triple doubles. She was the first player to record the stat multiple times in either a career or a single season since Vicki Zinkil recorded two in 1993, and the fourth to ever record multiple triple-doubles in a career.
- Three Seminoles participated in the U.S. Women's National Team tryouts, as Adrian Ell, Kelsey Wicinski and Payton Caffrey represented Florida State in Colorado Springs, Colo. in March.
- For the second time in three years, the Seminoles earned the AVCA Team Academic Award in recognition of the team's ability to maintain at least a 3.30 cumulative GPA.
- Assistant Coach Jordana Price was named an AVCA Thirty Under 30 award winner. The award is given to candidates who not only have had a successful career as a coach, but who also display a desire to give back to the volleyball community.
- FSU received its 20th NCAA Tournament bid in 2017, making an appearance in the tournament for nine consecutive years – a feat only 12 programs in the country can claim.
- Head coach Chris Poole recorded his 800th career victory in a home match against Syracuse on November 10.
- FSU was forced to cancel matches against Tennessee and Arizona when the FSU-FAMU Classic was canceled due to Hurricane Irma in September. The Seminoles added a single home match against Auburn to make up for the lost matches, and defeated the Tigers in five sets in front of one of the largest crowds the team saw in Tully Gym the entire season (1,023).
- The Seminoles defeated Baylor in their season opener on August 25, taking down the Bears in four sets in front of the largest crowd in Baylor volleyball history (3,617).
- Florida State started off the season ranked No. 15 in the American Volleyball Coaches Association (AVCA) Preseason Poll, marking the ninth consecutive year the team has been ranked in the top-15 of the AVCA poll at some point over the course of the season.
- Legendary Seminole volleyball coach Cecile Reynaud was inducted into the AVCA Hall of Fame in 2017 in recognition of her successful career at Florida State and her dedication to the growth of the sport and the volleyball community.
- The Seminoles announced their team honors in an event held prior to the announcement of the NCAA Tournament pairings. During the banquet there were six awards doled out to the following individuals:



- Seminole Warrior:** Adrian Ell
- Maximum Effort:** Cecille Woie
- Total Commitment:** Milica Kubura
- Complete Trust:** Milica Kubura
- Ultra-Competitive:** Brienne Burkert
- Most Influential Player:** Milica Kubura



2017 SEASON STATISTICS

2017 Florida State Volleyball Florida State Combined Team Statistics (as of Jul 11, 2018) All matches

RECORD:	OVERALL	HOME	AWAY	NEUTRAL
ALL GAMES	18-11	9-5	7-5	2-1
CONFERENCE	12-8	6-4	6-4	0-0
NON-CONFERENCE	6-3	3-1	1-1	2-1

#	Player	sp	Attack				pct	Set		Serve			Dig		Blocking					points		
			k	k/s	e	ta		a	a/s	sa	se	sa/s	re	dig	dig/s	bs	ba	total	blk/s		be	bhe
7	Milica Kubura	107	382	3.57	120	885	.296	9	0.08	2	8	0.02	0	62	0.58	5	109	114	1.07	5	2	443.5
3	Natasha Calkins	109	295	2.71	89	886	.233	4	0.04	0	0	0.00	0	54	0.50	1	26	27	0.25	8	0	309.0
13	Taryn Knuth	109	224	2.06	63	505	.319	15	0.14	15	19	0.14	1	73	0.67	22	140	162	1.49	20	3	331.0
10	Christina Ambrose	97	220	2.27	84	714	.190	6	0.06	0	2	0.00	1	56	0.58	3	48	51	0.53	7	1	247.0
6	Brianne Burkert	109	136	1.25	72	423	.151	928	8.51	13	9	0.12	2	306	2.81	3	46	49	0.45	11	17	175.0
47	Deja Williams	88	71	0.81	33	193	.197	3	0.03	0	0	0.00	0	21	0.24	9	82	91	1.03	9	0	121.0
5	Bozena Culo	109	68	0.62	39	233	.124	25	0.23	9	28	0.08	18	280	2.57	1	12	13	0.12	3	2	84.0
8	Tiana Jackson	31	38	1.23	7	69	.449	0	0.00	0	0	0.00	0	3	0.10	4	22	26	0.84	2	0	53.0
15	Annie Tietjens	70	3	0.04	1	10	.200	225	3.21	3	15	0.04	0	113	1.61	0	0	0	0.00	0	10	6.0
1	Cecilie Woie	109	3	0.03	0	13	.231	114	1.05	11	3	0.10	28	476	4.37	0	0	0	0.00	0	0	14.0
11	Logan Holanchock	109	2	0.02	1	10	.100	16	0.15	25	15	0.23	30	265	2.43	0	1	1	0.01	0	0	27.5
9	Madison Sullivan	52	1	0.02	0	3	.333	14	0.27	2	11	0.04	11	62	1.19	0	0	0	0.00	0	0	3.0
TEAM		-	-	-	-	-	-	-	-	-	-	-	16	-	-	-	-	-	-	-	-	-
FLORIDA STATE		109	1443	13.24	510	3945	.237	1359	12.47	80	110	0.73	107	1771	16.25	48	486	291.0	2.67	65	35	1814.0
Opponents		109	1590	14.59	656	4325	.216	1496	13.72	107	223	0.98	80	1730	15.87	36	350	211.0	1.94	41	23	1908.0

Team Statistics	FS	OPP
ATTACK		
Kills	1443	1590
Errors	510	656
Total Attacks	3945	4325
Attack Pct	.237	.216
Kills/Set	13.2	14.6
SET		
Assists	1359	1496
Assists/Set	12.5	13.7
SERVE		
Aces	80	107
Errors	110	223
Aces/Set	0.7	1.0
SERVE RECEPTIONS		
Errors	107	80
Errors/Set	1.0	0.7
DEFENSE		
Digs	1771	1730
Digs/Set	16.2	15.9
BLOCKING		
Block Solo	48	36
Block Assist	486	350
Total Blocks	291.0	211.0
Blocks/Set	2.7	1.9
Block Errors	65	41
Ball handling errors	35	23
ATTENDANCE		
Total	11459	12914
Dates/Avg Per Date	14/818	12/1076
Neutral site #/Avg	3/56	-
Current win streak	1	-
Home win streak	2	-

Date	Opponent	Score	Score by set	Att.
Aug 26	vs Illinois State	w 3-2	25-23,28-30,23-25,26-24,15-7	66
Aug 26	vs UC Santa Barbara	w 3-2	25-22,25-27,26-28,25-18,15-13	103
Sep 01	UNC ASHEVILLE	w 3-0	25-19,25-15,25-20	483
Sep 02	COLORADO STATE	L 0-3	21-25,23-25,15-25	487
Sep 03	TCU	w 3-1	25-16,25-23,23-25,25-21	397
Sep 16	AUBURN	w 3-2	25-19,18-25,27-25,19-25,15-12	1023
Sep 19	at #3 Florida	L 0-3	21-25,15-25,12-25	3005
*Sep 22	VIRGINIA	w 3-1	25-22,25-21,23-25,25-14	1182
*Sep 24	VIRGINIA TECH	w 3-1	25-19,23-25,25-15,25-20	832
*Sep 29	at Louisville	L 0-3	20-25,20-25,29-31	1076
*10/1/17	at Notre Dame	L 2-3	21-25,25-23,25-19,12-25,12-15	1000
*Oct 04	MIAMI	w 3-0	25-23,25-18,25-23	731
*Oct 06	PITTSBURGH	L 1-3	23-25,25-21,21-25,21-25	625
*Oct 13	at Wake Forest	w 3-1	25-23,25-20,17-25,25-14	419
*Oct 15	at Duke	w 3-1	25-23,16-25,25-18,28-26	671
*Oct 20	NOTRE DAME	L 1-3	18-25,25-17,18-25,24-26	1324
*Oct 22	LOUISVILLE	L 0-3	25-27,21-25,20-25	925
*Oct 27	NORTH CAROLINA	w 3-0	25-11,25-22,27-25	890
*Oct 29	NC STATE	L 2-3	25-23,25-27,25-20,22-25,20-22	1100
*Nov. 1	at Miami	L 0-3	19-25,21-25,23-25	531
*11/05/17	at Pittsburgh	L 0-3	22-25,20-25,18-25	531
*Nov 10	SYRACUSE	w 3-1	25-17,25-19,28-30,26-24	1460
*Nov 12	BOSTON COLLEGE	w 3-0	25-20,25-17,25-13	0
*Nov 17	at Virginia Tech	w 3-1	25-17,25-21,20-25,25-21	579
*Nov 19	at Virginia	w 3-1	16-25,25-18,25-23,25-19	309
*Nov 22	at Clemson	w 3-0	25-9,26-24,25-14	562
*Nov 24	at Georgia Tech	w 3-0	25-12,25-18,25-23	614
Dec 01	vs Washington State	L 1-3	32-34,14-25,25-23,13-25	0
Aug 25	at Baylor	w 3-1	26-19,12-25,25-21,25-22	3617

Record in 3-set matches: 6-6
Record in 4-set matches: 9-3
Record in 5-set matches: 3-2



ALL-TIME COACHING RECORDS

Season	Overall	Home	Away	Neutral	Conference	Notes	Head Coach
1972	14-6	3-2	1-0	10-4	--	Region III Championships	Linda Warren
1973	44-5	8-0	6-0	30-5	--	AIAW Championships	Billie Jones
1974	23-12	4-1	0-0	19-12	--	AIAW Championships	Billie Jones
1975	37-5	8-0	4-1	25-4	--	Regional Tournament	Billie Jones
1976	32-15	4-3	3-0	25-12	--	State Tournament	Cecile Reynaud
1977	25-13	2-1	0-4	23-8	--	Regional Tournament	Cecile Reynaud
1978	27-14	4-2	3-1	21-11	--	AIAW Championships	Cecile Reynaud
1979	31-19	12-2	1-3	18-14	--	AIAW Championships	Cecile Reynaud
1980	43-14-1	9-0	6-3	28-11-1	--	AIAW Regionals	Cecile Reynaud
1981	43-8	20-4	3-2	20-2	--	AIAW Championships	Cecile Reynaud
1982	26-18	13-6	4-4	9-8	--	Metro Conference Tournament	Cecile Reynaud
1983	30-6	5-1	4-3	21-2	--	Metro Conference Champions / NCAA Tournament	Cecile Reynaud
1984	20-13	11-9	8-4	1-0	--	Metro Conference Tournament	Cecile Reynaud
1985	24-9	9-7	8-1	7-1	6-1	Metro Conference Champions / NCAA Tournament	Cecile Reynaud
1986	25-11	11-3	8-1	6-7	5-0	Metro Conference Champions	Cecile Reynaud
1987	22-11	10-3	7-5	5-3	6-0	Metro Conference Champions / NCAA Tournament	Cecile Reynaud
1988	28-8	10-3	12-4	6-1	5-1	Metro Conference Champions / NCAA Tournament	Cecile Reynaud
1989	30-5	13-1	9-1	8-3	7-0	Metro Conference Champions / NCAA Tournament	Cecile Reynaud
1990	27-8	15-1	6-3	6-4	6-1	NCAA Tournament	Cecile Reynaud
1991	16-15	8-8	5-7	3-0	2-7	ACC Tournament	Cecile Reynaud
1992	26-8	12-2	6-4	8-2	6-1	NCAA Tournament	Cecile Reynaud
1993	24-10	15-3	5-7	4-0	9-5	NCAA Tournament	Cecile Reynaud
1994	17-16	12-6	3-8	2-2	7-7	ACC Tournament	Cecile Reynaud
1995	11-19	6-8	3-8	2-3	3-11	ACC Tournament	Cecile Reynaud
1996	12-19	9-6	3-9	0-4	6-10	ACC Tournament	Cecile Reynaud
1997	25-9	13-3	7-4	5-2	11-5	NCAA Tournament	Cecile Reynaud
1998	24-12	14-1	5-7	5-4	11-5	ACC Champions / NCAA Tournament	Cecile Reynaud
1999	8-22	6-12	2-8	0-2	1-15	ACC Tournament	Cecile Reynaud
2000	21-11	15-5	4-5	2-1	9-7	ACC Tournament	Cecile Reynaud
2001	17-12	9-3	5-6	3-3	10-6	ACC Tournament	Cecile Reynaud
2002	21-13	12-2	5-7	4-4	10-6	NCAA Tournament	Todd Kress
2003	16-17	10-5	2-9	4-3	5-11	ACC Tournament	Todd Kress
2004	18-11	11-5	5-5	2-1	9-7	ACC Tournament	Todd Kress
2005	13-17	7-8	6-7	0-2	11-11	ACC Tournament	Todd Kress
2006	19-12	9-6	9-4	1-2	13-9	ACC Tournament	Todd Kress
2007	16-14	10-2	4-9	2-3	13-9	ACC Tournament	Todd Kress
2008	21-9	11-5	8-4	2-0	13-7	ACC Tournament	Chris Poole
2009	31-3	14-1	11-2	6-0	19-1	ACC Champions / Elite Eight (NCAA Tournament)	Chris Poole
2010	22-11	11-4	7-6	4-1	12-8	NCAA Tournament	Chris Poole
2011	28-7	12-0	11-3	5-4	18-2	ACC Champions / Final Four (NCAA Tournament)	Chris Poole
2012	28-4	13-0	11-2	4-2	18-2	ACC Champions / NCAA Tournament	Chris Poole
2013	26-8	13-1	9-5	4-2	17-3	Sweet 16 (NCAA Tournament)	Chris Poole
2014	30-3	17-0	12-2	1-1	16-2	Sweet 16 (NCAA Tournament)	Chris Poole
2015	25-8	12-1	9-7	4-0	17-3	NCAA Tournament	Chris Poole
2016	26-6	11-3	12-1	3-2	17-3	Sweet 16 (NCAA Tournament)	Chris Poole
2017	18-11	9-5	7-5	2-1	12-8	NCAA Tournament	Chris Poole



HONORS & AWARDS

AVCA ALL-AMERICAN / 18

Amanda Santos	2004 (HM)
Andreza Santos	2005 (HM)
Makini Thompson	2006 (HM)
Brianna Barry	2009 (2nd)
Jordana Price	2009 (HM)
Mira Djuric	2009 (HM)
Rachael Morgan	2009 (HM)
Visnja Djurdjevic	2010 (HM), 2011 (HM)
Jekaterina Stepanova	2011 (2nd)
Ashley Neff	2011 (HM), 2012 (3rd), 2013 (HM)
Sareea Freeman	2012 (HM)
Fatma Yildirim	2012 (HM)
Nicole Walch	2013 (HM), 2014 (2nd), 2015 (HM)
Elise Walch	2013 (HM)
Katie Mosher	2014 (HM)
Katie Horton	2014 (HM)
Sarah Burrington	2014 (HM), 2015 (HM)
Milica Kubura	2016 (HM), 2017 (HM)

AVCA ALL-REGION / 38

Carol Forsten	1984
Joan Morris	1986
Julie Todd	1987
Nancy Gaspardarek	1987, 1988, 1989
Maggie Philgence	1987, 1988, 1989, 1990
Deanne Kaleta	1988
Gabrielle Reece	1989
Luiza Ramos	1992, 1993, 1994
Sherry Cowling	1992
Bianca Stevens	1992
Vicki Zinkil	1993
Fiona Bolten	1997, 1998
Holly Schneider	1998
Aisha Thornton	1998
Norisha Campbell	2000, 2001
Kristen Frye	2002
Amanda Santos	2004
Andreza Santos	2005
Makini Thompson	2006
Jordana Price	2008 (HM), 2009
Brianna Barry	2009
Mira Djuric	2009
Rachael Morgan	2009 (HM)
Visnja Djurdjevic*	2010, 2011
Stephanie Neville	2010 (HM)
Jekaterina Stepanova	2011
Ashley Neff	2011, 2012, 2013
Sareea Freeman	2012
Fatma Yildirim	2012
Elise Walch	2013
Nicole Walch	2013, 2014, 2015
Katie Mosher	2014
Katie Horton	2014, 2016
Sarah Burrington	2014, 2015
Milica Kubura	2015, 2016, 2017
Mara Green	2016
Melanie Keil	2016
Taryn Knuth	2017

*Named all-region at Tulane in 2009

EAST REGION ROOKIE OF THE YEAR

Cassie McLaughlin	2003
Taryn Knuth	2017

ACC PLAYER OF THE WEEK / 29

Kristine Cousins	1991
Bianca Stevens	1992
Luiza Ramos	1993
Vicki Zinkil	1993
Adria Ciraco	1994
LaToya (Presberry) Washington	1996, 1997
Aisha Thornton	1997, 1998 (2x)
Fiona Bolten	1998
Jennifer Werrick	1998

Erica Bunch	2000, 2001
Norisha Campbell	2000, 2001 (2x)
Aisha Carr	2002
Cassie McLaughlin	2003
Kristen Rust	2004
Mira Djuric	2007, 2009
Brianna Barry	2008
Stephanie Neville	2008
Jordana Price	2009
Visnja Djurdjevic	Aug. 30, 2010
Elise Walch	Sept. 19, 2011
Sareea Freeman	Oct. 17, 2011
Jekaterina Stepanova	Nov. 21, 2011
Ashley Neff	Aug. 27, 2012
Sareea Freeman	Oct. 8, 2012
Sareea Freeman	Oct. 29, 2012
Sareea Freeman	Nov. 26, 2012
Ashley Neff	Sept. 16, 2013
Elise Walch	Oct. 21, 2013
Nicole Walch	Nov. 4, 2013
Nicole Walch	Nov. 25, 2013
Nicole Walch	Sept. 3, 2014
Katie Horton	Sept. 22, 2014
Nicole Walch	Oct. 27, 2014
Nicole Walch	Nov. 3, 2014
Nicole Walch	Aug. 31, 2015
Nicole Walch	Oct. 5, 2015
Nicole Walch	Oct. 12, 2015
Nicole Walch	Oct. 19, 2015
Milica Kubura	Sept. 19, 2016
Milica Kubura	Sept. 25, 2017

ACC ROOKIE OF THE WEEK / 11

Maureen McCarthy	1994
Holly Schneider	1995
LaToya (Presberry) Washington	1995
Aisha Thornton	1996
Kate Hemlepp	1997 (3x)
Jennifer Werrick	1997 (3x)
Norisha Campbell	1998
Jennifer Anderson	2000
Izzy Carmona	2013
Milica Kubura	2014 (2x)
Taryn Knuth	2017 (2x)

ACC ROOKIE OF THE YEAR / 3

Kate Hemlepp	1997
Cassie McLaughlin	2003
Taryn Knuth	2017

ACC COACH OF THE YEAR / 2

Cecile Reynaud	1992, 2000
Chris Poole	2009, 2011

ACC PLAYER OF THE YEAR / 2

Brianna Barry	2009
Ashley Neff	2012

ACC ALL-FRESHMAN TEAM / 13

Maureen McCarthy	1994
Holly Schneider	1995
Aisha Thornton	1996
Kate Hemlepp	1997
Jennifer Werrick	1997
Jennifer Anderson	2000
Cassie McLaughlin	2003
Brianna Barry	2006
Fatma Yildirim	2009
Sarah Wickstrom	2011
Milica Kubura	2014
Brianne Burkert	2015
Taryn Knuth	2017

ACC SCHOLAR ATHLETE OF THE YEAR

Brianna Barry	2009
---------------	------

ALL-ACC TEAM / 34

FIRST TEAM: 22
SECOND TEAM: 21

Kristine Cousins	1991 (2nd)
Sherry Cowling	1992 (1st)
Bianca Stevens	1992 (1st)
Luiza Ramos	1992 (2nd), 1993 (1st), 1994 (1st)
Vicki Zinkil	1993 (2nd)
Fiona Bolten	1997 (2nd), 1998 (1st)
Susan Hawks	1997 (2nd)
Holly Schneider	1997 (2nd), 1998 (2nd)
Aisha Thornton	1998 (1st)
Norisha Campbell	2000 (1st), 2001 (1st)
Jennifer Werrick	2000 (2nd)
Kristin Frye	2002 (1st)
Amanda Santos	2004 (1st)
Andreza Santos	2005 (1st)
Makini Thompson	2006 (1st), 2007 (2nd)
Mira Djuric	2007 (1st), 2009
Ashlee Moon	2008 (2nd)
Lauren Richardson	2008 (2nd)
Brianna Barry	2009
Jordana Price	2009
Rachael Morgan	2009
Visnja Djurdjevic	2010, 2011
Stephanie Neville	2010
Jekaterina Stepanova	2011
Ashley Neff	2011, 2012, 2013 (1st)
Fatma Yildirim	2012
Sareea Freeman	2012
Nicole Walch	2013 (2nd), 2014 (1st), 2015 (1st)
Elise Walch	2013 (2nd)
Katie Mosher	2013 (2nd), 2014 (1st)
Katie Horton	2014 (2nd), 2015 (2nd), 2016 (1st)
Sarah Burrington	2014 (1st), 2015 (1st)
Kiara Wright	2014 (2nd)
Milica Kubura	2015 (2nd), 2016 (1st), 2017 (1st)
Mara Green	2016 (2nd)
Melanie Keil	2016 (2nd)
Taryn Knuth	2017 (2nd)

ACC ALL-TOURNAMENT TEAM / 13

Deanna Bosschaert	1991
Sherry Cowling	1992
Bianca Stevens	1992
Luiza Ramos	1992, 1993, 1994
Franci Rard	1993
LaToya (Presberry) Washington	1995
Holly Schneider	1995, 1997, 1998
Susan Hawks	1998
Fiona Bolten	1998
Norisha Campbell	2001
Jennifer Anderson	2001
Erica Bunch	2002
Kristin Frye	2002

ACC TOURNAMENT MVP

Fiona Bolten	1998
--------------	------

ALL-ACC ACADEMIC TEAM / 19

Sarah Griffin	2005-06
Jessica Skower	2005-06
Brianna Barry	2006-09
Ashlee Moon	2008
Jordana Price	2008
Lauren Richardson	2008
Jenna Romanelli	2008, 2010
Stephanie Neville	2009, 2010
Taylor Wilson	2010
Sarah Wickstrom	2012, 2013, 2014
Olivera Medic	2012
Sarah Burrington	2013
Katie Mosher	2013, 2014
Nicole Walch	2013, 2014, 2015



HONORS & AWARDS

Milica Kubura	2014, 2015, 2016, 2017
Hailey Luke	2015, 2016
Katie Horton	2016
Melanie Keil	2016
Taryn Knuth	2017

ACC ACADEMIC HONOR ROLL / 88

Catie Lotarski	1991, 1993, 1994
Jennifer McCall	1991, 1992, 1993
Vicki Zinkil	1991
Deanna Bosschaert	1992, 1993, 1994
Jennifer Cichy	1992
Franci Rard	1993
Valerie Broussard	1994, 1995, 1996
Adria Ciraco	1994
Susan Johnson	1994, 1995, 1996
Maureen McCarthy	1994, 1995, 1996
Christy Minko	1994, 1995, 1996
Luiza Ramos	1994
Patty Diamond	1995, 1996
LaToya (Presberry) Washington	1995, 1996, 1997
Holly Schneider	1995, 1996, 1997, 1998
Sarah Rickertsen	1995, 1996, 1997, 1998
Aisha Thornton	1997, 1999
Fiona Bolten	1998
Courtney Dipert	1998, 1999
Kensy Zulueta	1998
Kristin Frye	1999, 2000, 2001, 2002
Elizabeth Pound	1999, 2000, 2001
Alex Sevillano	1999, 2000, 2001, 2002
Jennifer Anderson	2000, 2001, 2002, 2003
Dawn Hough	2000, 2001
Cerina Pele	2000, 2001, 2002, 2003
Jennifer Werrick	2000
Chrissy Bloomgren	2001
Aisha Carr	2001, 2002, 2003
Ashley Meyer	2001
Kameelah Omar	2001, 2002, 2003
Carly Adams	2002, 2003
Lindsay Curtiss	2002
Ashley Denbow	2002
Nikki Anthony	2003, 2004
Sarah Griffin	2003, 2004, 2005
Renee Hill	2003, 2004
Cassie McLaughlin	2003
Jessica Skower	2003, 2004, 2005
Danielle MacDonald	2004
Summer Weissing	2004
Kim Crawford	2005
Zrinka Tomic	2005
Brianna Barry	2006, 2007, 2008, 2009
Nikki Baker	2008
Ashlee Moon	2008
Stephanie Neville	2008, 2009, 2010, 2011
Lauren Richardson	2008, 2009, 2010
Jenna Romanelli	2008, 2009, 2010, 2011
Taylor Wilson	2008, 2009, 2010, 2011
Kara Georgiadis	2010
Mallory Kiley	2010
Amanda Saxton	2010, 2011, 2012
Courtney Zuber	2010
Jennifer Hughes	2010
Rachael Morgan	2011
Duygu Duzceler	2012
Kalee Schlabach	2012
Jekaterina Stepanova	2012
Sarah Wickstrom	2012, 2013, 2014
Sareea Freeman	2013
Sarah Burrington	2013, 2014, 2015
Caroline Dadowski	2013, 2014, 2015
Laura Dadowski	2013, 2014, 2015
Olivera Medic	2013, 2014
Leah Mikesky	2013
Abby Mixner	2013
Katie Mosher	2013, 2014

Ashley Neff	2013, 2014
Nicole Walch	2013, 2014, 2015
Hailey Luke	2014, 2015, 2016
Christina Ambrose	2015, 2016, 2017
Brianne Burkert	2015, 2016, 2017
Mara Green	2015
Karlie Hauer	2015
Katie Horton	2015, 2016
Ameije Ismaili	2015
Karyn Israel	2015
Melanie Keil	2015, 2016
Milica Kubura	2014, 2015, 2016, 2017
Caroline Mooney	2015
Kacey Saunier	2015
Natasha Calkins	2016, 2017
Stasa Miljevic	2016
Madison Sullivan	2016, 2017
Cecilie Woie	2016, 2017
Adrian Ell	2017
Tiana Jackson	2017
Taryn Knuth	2017

FLORIDA STATE HALL OF FAME / 8

Dr. Katherine Montgomery	Inducted 1977
Dr. Billie Jones	Inducted 1988
Margie Wessel Scott	Inducted 1988
Gabrielle Reece	Inducted 1997
Maggie Philgence	Inducted 1998
Dr. Cecile Reynaud	Inducted 2009
Karyn Palgut	Inducted 2010
Sally Summer	Inducted 2016

METRO CONFERENCE PLAYER OF THE WEEK / 3

Nancy Gaspadarek	1987
Maggie Philgence	1989, 1990
Gabrielle Reece	1989, 1990

METRO ALL-CONFERENCE SELECTIONS / 7

Donna Krai	1985
Joan Morris	1985, 1986
Julie Todd	1986, 1987
Nancy Gaspadarek	1987, 1988, 1989
Deanne Kaleta	1987, 1988
Maggie Philgence	1988, 1989, 1990
Gabrielle Reece	1989, 1990

METRO CONFERENCE ROOKIE OF THE YEAR / 3

Lynne Fullhart	1985
Nancy Gaspadarek	1986
Maggie Philgence	1987

METRO CONFERENCE ALL-TOURNAMENT / 15

Marie Sanders	1980
Shannon Lages	1980
Alicia Cross	1982
Karyn Palgut	1982-84
Marie Sanders	1982-83
Sally Summer	1983
Joan Morris	1985-86
Donna Krai	1985
Julie Todd	1985-87
Deanne Kaleta	1986-88
Julie Plattner	1986
Nancy Gaspadarek	1987-89
Maggie Philgence	1988-90
Sonia Trevino	1989
Gabrielle Reece	1989

METRO CONFERENCE COACH OF THE YEAR

Cecile Reynaud	1988, 1989
----------------	------------

AVCA SOUTH REGION TOURNAMENT MVP / 2

Karyn Palgut	1982
Joan Morris	1985, 1986

FLORIDA AIAW COACH OF THE YEAR

Cecile Reynaud	1991
----------------	------

AVCA REGION COACH OF THE YEAR / 2

Cecile Reynaud (South)	1989
Chris Poole (East)	2009, 2011

HAROLD T. FRIERMOOD AWARD

(USA VOLLEYBALL)

Cecile Reynaud	2016
----------------	------

METRO CONFERENCE TOURNAMENT MVP / 5

Karyn Palgut	1982
Joan Morris	1985, 1986
Julie Todd	1987
Deanne Kaleta	1988
Nancy Gaspadarek	1989

CoSIDA ACADEMIC ALL-AMERICAN

Sherry Cowling	1992
----------------	------

CoSIDA ACADEMIC ALL-DISTRICT / 9

Carol Forsten	1984
Sonia Trevino	1989
Sherry Cowling	1992
Jennifer McCall	1993
Jennifer Marraffino	1989
Sarah Griffin	2006
Brianna Barry	2008, 2009
Taylor Wilson	2008, 2009, 2010
Milica Kubura	2017

Senior CLASS Award / 3

Ashley Neff	Top 30 Finalist (2013)
Katie Mosher	Second Team (2014)
Nicole Walch	Second Team (2015)

VOLLEYBALLMAG.COM ALL-FRESHMAN TEAM

Taryn Knuth	2017
--------------------	-------------

DODGE NATIONAL ATHLETIC AWARD

MOST INSPIRING COLLEGIATE ATHLETE

Gabrielle Reece	1989
-----------------	------

ROLLING STONE MAGAZINE

Gabrielle Reece	Wonder Women of Sport (1989)
-----------------	------------------------------

NATIONAL TEAM PLAYERS / 5

Carol Forsten (Australia)	1982
Norisha Campbell (United States)	2007
Makini Thompson (Jamaica)	2008
Fatma Yildirim (Turkey)	2012
Cecilie Woie (Norway)	2014

JUNIOR NATIONAL TEAM PLAYERS / 11

Norisha Campbell (United States)	1999
Cecile Reynaud (USA Coach)	1985
Mira Djuric (Serbia)	2006
Stephanie Neville (Canada)	2006
Olivera Medic (Serbia)	2006
Marija Milosavljevic (Serbia)	2006
Fatma Yildirim (Turkey)	2006
Visnja Djurdjevic (Serbia)	2006
Duygu Duzceler (Turkey)	2006
Cecilie Woie (Norway)	2008
Milica Kubura (Serbia)	2010
Sarah Burrington (United States)	2013

OLYMPIC FESTIVAL / 3

Julie Todd	1985
Sherry Cowling	1990
Maggie Philgence	1991



ALL-TIME NUMERICAL ROSTER

-1-
 Camy Davies 1980-82
 Stacy MoneyMaker 1983
 Sherry Smith 1984
 Wendy Makham 1985
 Nancy Gaspadarek 1986-89
 Kristine Cousins 1990-91
 Sherry Cowling 1992
 Patty Diamond 1993-96
 Kate Hemlepp 1997
 Ashley Meyer 2001-02
 Amanda Santos 2003-04
 Makini Thompson 2005-07
 Rachael Morgan 2008-11
 Cecilie Woie 2014-2017
Taylor Roberts 2018

-2-
 Joy Blanchard 1980-82
 Shannon Kelly 1987-89
 Brandi Cumin 1990-91
 Fiona Bolten 1997
 Martha Hamilton 1998
 Martha Hamilton 1999
 Jennifer Anderson 2000-03
 Lauren Scott 2004-05
 Jackie BonSalle 2006-07
 Drew Dudley 2008-09
 Katie Mosher 2010-14
 Ameije Ismaili 2015
Alyssa Collins 2018

-3-
 Marie Sanders 1980-83
 Sonia Trevino 1988-89
 Jennifer Cichy 1990-92
 Nicole Allen 1995
 Courtney Dipert 1996-99
 Martha Hamilton 2000
 Kameelah Omar 2001-03
 Marrita Royster-Crockett 2005
 Caitlin Belvin 2006
 Lauren Richardson 2007-09
 Jekaterina Stepanova 2010-11
 Hailey Luke 2013
 Gabrielle Dixon 2014
 Natasha Calkins 2016-2017
Morgan Chacon 2018

-4-
 Lisa Warman 1981
 Joan Morris 1983-86
 Rebecca White 1988
 Adria Ciraco 1991-94
 LaToya Presberry 1995-97
 Kristin Frye 1998-02
 Andreza Santos 2004-05
 Brittany Byrd 2006
 Taylor Wilson 2007-10
 Katie Horton 2014-2016
Mariah Brim 2017-present

-5-
 Jamie Kuhn 1980
 Karyn Palgut 1981-84
 Marianne Tobolski 1985
 Julie Plattner 1986
 Malaka El Shahawy 1988
 Catie Lotarski 1991-94
 Christy Minko 1995-97
 Elizabeth Pound 1998-01
 Aisha Carr 2002-04
 Brianna Barry 2006-09
 Nicole Walch 2012-15
 Bozena Culo 2016-2017
Annie Tietjens 2018

-6-
 Carol Forsten 1981-84
 Gabrielle Reece 1987-90
 Valerie Broussard 1992-95
 Luana Ruiz Azevedo 1998-01
 Trenesha Biggers 2002
 Kim Crawford 2003-06
 Stephanie Neville 2007-10
 Sarah Burrington 2012
Brianne Burkert 2015-present

-7-
 Alicia Cross 1980-82
 Colette Housh 1983-84
 Lynne Fullhart 1985
 Marybeth Sutcliffe 1987, 89-90
 Sonia Preocanin 1992-95
 Kensy Zulueta 1996-99
 Cerina Pele 2000-01
 Zrinka Tomic 2005-06
 Ashlee Moon 2007-08
 Fatma Tildirim 2009-12
 Izzy Carmona 2013

Milica Kubura 2014-2017
Lily Tessier 2018

-8-
 Barbara Mellen 1980-81
 Mary Williams 1982-83
 Julie Todd 1984-87
 Stacy Booth 1988
 Vicki Zinkil 1989-93
 Maureen McCarthy 1994-96
 Norisha Campbell 1998-01
 Cerina Pele 2002-03
 Nikki Baker 2006-09
 Patricia Figueiredo 2010-11
 Leah Mikesky 2012-13
 Hailey Luke 2014-2016
Tiana Jackson 2017-present

-9-
 Margaret Stephens 1980
 Gloria McIntosh 1981
 Donna Krai 1982-85
 Debbie Meyer 1987-90
 Jennifer Jones 1991-92
 Heidi Sorensen 1993-94
 Paola Pichardo 1995
 Jennifer Werrick 1997-00
 Chrissy Bloomgren 2001
 Alex Plummer 2006
 Aliya Drzewiecki 2008
 Visnja Djurdjevic 2010-11
 Caroline Dadowski 2012-15
Madison Sullivan 2016-present

-10-
 Rhonda Petty 1980-81
 Shelly Birkholz 1983-84
 Gina Muensterman 1985-86
 Maggie Philgence 1987-90
 Franci Rard 1993
 Holly Schneider 1995-97
 Jamie Hibbard 1998-00
 Cathy Cline 2002-03
 Lauren Walker 2004-06
 Jenna Romanelli 2007-10
 Sarah Wickstrom 2011-14
Christina Ambrose 2015-present

-11-
 Julie Brown 1980-83
 Kim Britt 1984-86



ALL-TIME NUMERICAL ROSTER

Jennifer Marraffino..... 1987-90
 Deanna Bosschaert 1991-94
 Aisha Thornton 1996-99
 Marie Persson 2000
 Mary Beth Patrick 2001
 Carly Adams 2002-03
 Lauren Rosenthal 2007
 Courtney Zuber..... 2008-10
 Kalee Schlabach..... 2011
 Kacey Saunier 2014-15
 Logan Holanchock..... 2017
Ashley Murray..... 2018

-12-

Margie Wessel..... 1980
 Jackie Young 1981-84
 Twanna Walker..... 1985-86
 Amy Bronson..... 1988-90
 Luiza Ramos..... 1991-94
 Sarah Rickertson..... 1995-97
 Alex Sevillano 1998-02
 Ashley Meyer..... 2003-04
 Jordana Price 2007-09
 Marija Milosavljevic..... 2010-12
 Sarah Burrington 2013-15

-13-

Shannon Lages 1980-83
 Valene Harris 1985
 Marci Rard 1987
 Twanna Walker..... 1988-89
 Jennifer McCall..... 1990-93
 Susan Johnson..... 1994-97
 Erica Bunch 1998-02
 Sarah Griffin 2003-06
 Mira Djuric 2007-09
 Laura Dadowski..... 2012-15
Taryn Knuth..... 2017-present

-14-

Sally Summer 1980-83
 Jametta Jackson..... 1984
 Deanne Kaleta..... 1985-88
 Bianca Stevens..... 1989-92
 Susan Hawks..... 1994-97
 Dawn Hough..... 1998-02
 Jessica Skower..... 2003-06
 Ashley Neff 2010-13
 Mercedes Vaughn..... 2014-15

-15-

Nancy Townsend 1980
 Mary Williams 1981
 Lisa Smith..... 1983-84
 Maria Magoulas..... 1986-89
 Laura Arnold 1994-97
 Tara Visser..... 1998
 Aisha Carr..... 2001
 Kristen Rust..... 2002-05
 Malorie Wessel 2006-07
 Abby Niekamp 2008
 Amanda Saxton 2010-11
 Stasa Miljevic..... 2016
 Annie Tietjens..... 2017
Payton Caffrey 2018

-16-

Jennifer Orlowski 2002

-17-

Ashley Denbow..... 2002
Adrian Ell..... 2017-present

-18-

Cassie McLaughlin 2003-04
 Gabrielle Rivera..... 2005

-19-

Danielle Pennington 2018

-20-

Duygu Duzceler 2009-12
 Karlie Hauer..... 2014-15
Kelsey Wicinski 2018

-21-

Lindsay Curtiss 2003
 Summer Weissing 2004-07
 Kiara Wright..... 2014
 Melanie Keil..... 2015-2016

-22-

Nikki Anthony..... 2003-04
 Allison Sharp 2007
 Sareea Freeman..... 2009-12
 Karyn Israel 2014-15

-23-

Lauren Young 2006-10
 Elise Walch..... 2011-13

-24-

Olivera Medic..... 2012-13

-33-

Renee Hill 2003-04
 Caroline Mooney 2015

-35-

Mara Green 2012-2016

-47-

Deja Williams 2017-present



ALL-TIME SEASON-BY-SEASON STATISTICS

Season	Sets	K	K/S	AE	TA	Attack Pct.	Asts.	Ast/Set	SA	SE	SA/S	RE	D	D/Set	SB	AB	TV	B/S	BE	BHE
1980	134	1022	7.63	--	1956	.330	796	5.94	--	--	0.00	--	216	1.61	47	163	210	1.57	55	544
1981	132	1840	13.94	--	3234	.308	1570	11.89	--	--	0.00	--	222	1.68	141	517	658	4.98	96	896
1982	--	1816	--	768	4876	.215	--	--	317	--	--	173	282	--	105	388	493	--	122	35
1983	131	1674	12.78	688	4140	.238	1330	10.15	333	155	2.54	227	1141	8.71	153	432	585	4.47	131	74
1984	111	1693	15.25	703	3875	.225	1269	11.43	513	271	4.62	237	1417	12.77	69	455	524	4.72	--	--
1985	120	1470	12.25	637	3722	.222	1342	11.18	189	314	1.58	186	1383	11.53	142	376	518	4.32	98	--
1986	135	1860	13.78	751	4839	.229	1514	11.21	200	186	1.48	269	2241	16.60	109	684	793	5.87	120	--
1987	--	1642	--	579	4034	.264	1441	--	165	165	--	150	1558	--	156	709	865	--	102	--
1988	135	1883	13.95	532	4721	.286	1648	12.21	225	257	1.67	212	1816	13.45	136	524	660	4.89	113	--
1989	133	1838	13.82	739	4761	.231	1573	11.83	219	194	1.65	221	1951	14.67	159	634	793	5.96	108	74
1989	133	1666	12.53	810	5095	.168	1534	11.53	218	337	1.64	220	2020	15.19	123	350	473	3.56	109	133
1990	131	1861	14.21	656	4667	.258	1620	12.37	217	233	1.66	216	2181	16.65	150	482	632	4.82	109	102
1990	131	1708	13.04	828	4900	.180	1512	11.54	216	316	1.65	214	2267	17.31	126	332	458	3.50	109	92
1991	114	1668	14.63	814	4342	.197	1444	12.67	213	306	1.87	212	1885	16.54	144	309	453	3.97	85	65
1991	114	1463	12.83	730	4147	.177	1213	10.64	213	316	1.87	207	1932	16.95	82	283	365	3.20	69	58
1992	121	1784	14.74	789	4210	.236	1556	12.86	236	299	1.95	136	1987	16.42	131	309	440	3.64	67	86
1992	121	1322	10.93	659	3712	.179	1188	9.82	137	291	1.13	216	1645	13.60	96	291	387	3.20	76	77
1993	120	1946	16.22	797	4888	.235	1788	14.90	224	354	1.87	154	2109	17.58	65	428	493	4.11	92	65
1993	120	1744	14.53	762	4846	.203	1609	13.41	158	381	1.32	227	1951	16.26	72	442	293	2.44	88	71
1994	119	1722	14.47	866	4736	.181	1539	12.93	249	--	2.09	--	1820	15.29	72	261	203	1.71	--	--
1994	119	1671	14.04	726	4478	.211	1529	12.85	172	--	1.45	--	1889	15.87	71	421	282	2.37	--	--
1995	109	1513	13.88	690	4127	.199	1341	12.30	146	--	1.34	--	1649	15.13	60	348	234	2.15	--	--
1995	109	1607	14.74	665	4211	.224	1411	12.94	200	--	1.83	--	1684	15.45	58	385	251	2.30	--	--
1996	115	1753	15.24	749	4686	.214	1528	13.29	192	--	1.67	--	1714	14.90	83	291	229	1.99	--	--
1996	115	1921	16.70	746	4680	.251	1691	14.70	185	--	1.61	--	1815	15.78	82	356	260	2.26	--	--
1997	121	1904	15.74	689	4681	.260	1643	13.58	218	295	1.80	167	1894	15.65	70	422	281	2.32	94	57
1997	121	1627	13.45	790	4738	.177	1401	11.58	163	284	1.35	217	1746	14.43	65	297	214	1.76	70	60
1998	128	2189	17.10	798	5328	.261	1962	15.33	190	306	1.48	194	2081	16.26	94	452	320	2.50	84	58
1998	128	1949	15.23	798	5328	.261	1962	15.33	191	306	1.49	190	1880	14.69	76	399	276	2.16	84	58
1999	123	1510	12.28	769	3926	.189	1353	11.00	143	213	1.16	236	1344	10.93	90	284	232	1.89	136	63
1999	123	1689	13.73	1689	651	.256	1505	12.24	235	235	1.91	278	1315	10.69	65	375	253	2.06	64	51
2000	124	1930	15.56	792	4577	.249	1721	13.88	187	215	1.51	169	1716	13.84	86	385	278.5	2.25	80	67
2000	124	1813	14.62	819	4724	.210	1628	13.13	169	312	1.36	196	1495	12.06	51	415	258.5	2.08	65	76
2001	111	1689	15.22	669	4138	.246	1541	13.88	181	242	1.63	124	1564	14.09	61	432	277	2.50	75	43
2001	111	1588	14.31	757	4188	.198	1435	12.93	124	234	1.12	181	1431	12.89	39	396	237	2.14	72	63
2002	131	1992	15.21	801	4612	.258	1869	14.27	186	374	1.42	184	1612	12.31	70	464	302	2.31	70	98
2002	131	1795	13.70	800	4573	.218	1634	12.47	183	326	1.40	186	1444	11.02	66	474	303	2.31	74	76
2003	123	1795	14.59	878	4592	.200	1671	13.59	158	360	1.28	207	1659	13.49	103	438	322	2.62	81	70
2003	123	1636	13.30	796	4410	.190	1487	12.09	207	305	1.68	158	1574	12.80	77	476	315	2.56	58	62
2004	109	1714	15.72	722	4178	.237	1572	14.42	164	287	1.50	132	1662	15.25	86	439	305.5	2.80	79	67
2004	109	1382	12.68	774	4148	.147	1299	11.92	132	192	1.21	164	1478	13.56	63	439	282.5	2.59	47	62
2005	116	1663	14.34	775	4546	.195	1510	13.02	169	285	1.46	176	1738	14.98	89	452	315	2.72	76	95
2005	116	1628	14.03	789	4509	.186	1515	13.06	176	234	1.52	169	1781	15.35	81	502	332	2.86	67	58
2006	111	1734	15.62	640	4115	.266	1592	14.34	225	296	2.03	198	1573	14.17	52	402	253	2.28	75	87
2006	111	1412	12.72	692	3983	.181	1310	11.80	198	229	1.78	224	1475	13.29	67	334	234	2.11	55	85
2007	110	1646	14.96	699	4106	.231	1503	13.66	226	440	2.05	163	1483	13.48	51	334	218	1.98	67	84
2007	110	1439	13.08	623	3801	.215	1271	11.55	163	239	1.48	225	1451	13.19	66	428	280	2.55	45	80
2008	111	1460	13.15	542	3849	.239	1348	12.14	141	180	1.27	109	1681	15.14	69	376	257	2.32	68	32
2008	111	1326	11.95	642	3903	.175	1226	11.05	109	195	0.98	141	1596	14.38	51	303	202.5	1.82	47	50
2009	127	1746	13.75	536	4038	.300	1600	12.60	186	226	1.46	120	1626	12.80	66	493	312.5	2.46	74	21
2009	127	1540	12.13	753	4241	.186	1420	11.18	120	233	0.94	186	1488	11.72	59	330	224	1.76	38	36
2010	130	1705	13.12	632	4467	.240	1560	12.00	137	129	1.05	136	1791	13.78	42	546	315	2.42	60	27
2010	130	1701	13.08	735	4600	.210	1573	12.10	136	237	1.05	137	1852	14.25	54	425	466.5	2.05	60	51
2011	129	1802	13.97	569	4754	.259	1625	12.60	121	129	0.94	120	2070	16.05	63	644	385	2.98	63	22
2011	129	1735	13.45	794	4977	.189	1651	12.80	120	193	0.93	121	2097	16.26	49	375	236.5	1.83	65	32
2012	114	1608	14.11	526	3927	.276	1476	12.95	122	116	1.07	96	1705	14.96	66	497	314.5	2.76	50	9
2012	114	1448	12.70	727	4174	.														



ALL-TIME PLAYER STATISTICS

Player	Year	Sets	K	K/S	AE	TA	Attack Pct.	Asts.	Ast./Set	SA	SE	SA/S	RE	D	D/Set	SB	AB	TB	B/S	BE
ADAMS, Carly	2002	3	0	0.00	1	2	-0.500	3	1	0	2	0	0	1	0.33	0	0	0	0.00	0
AMBROSE, Christina	2015-pres.	210	464	2.21	183	1338	.210	10	0.05	4	11	0.05	34	162	0.77	10	107	117	0.56	13
ANDERSON, Jennifer	2000-03	430	148	0.34	73	456	.164	4907	11.41	75	82	0.17	3	785	1.83	9	133	142	0.31	15
ANTHONY, Nikki	2003-04	207	501	2.42	311	1365	.139	12	0.06	4	8	0.02	19	181	0.87	21	63	84	0.06	10
ARNOLD, Laura	1994-97	288	447	1.55	242	1354	.151	26	0.09	47	74	0.16	115	531	1.84	3	29	32	0.02	10
AZEVEDO, Luana Ruiz	1999-01	168	44	0.26	33	157	.070	20	0.12	20	22	0.12	25	196	1.17	0	11	11	0.07	3
BAKER, Nikki	2006-09	335	80	0.24	40	275	.145	2949	8.80	50	88	0.15	1	593	1.77	4	87	91	0.33	30
BARRY, Brianna	2006-09	422	1128	2.67	315	2204	.369	41	0.10	11	14	0.03	5	151	0.36	72	321	393	0.18	74
BELVIN, Caitlin	2006	22	1	0.05	0	1	1.000	9	0.41	0	4	0	7	22	1	0	0	0	0.00	0
BIGGERS, Trenesha	2002	13	19	1.46	10	45	.200	0	0	2	12	0.15	0	1	0.08	2	9	11	0.24	4
BIRKHOLZ, Shelly	1982, 84	23	59	2.57	34	189	.132	1	0.04	12	8	0.52	9	23	1.00	4	29	33	0.17	2
BLANCHARD, Joy	1979-82	34	65	1.91	18	176	.267	97	2.85	13	43	0.38	0	19	0.56	3	4	17	0.10	11
BLOOMGREN, Chrissy	2001	46	10	0.22	5	39	.128	0	0	4	3	0.09	2	39	0.85	0	1	1	0.03	0
BOLTEN, Fiona	1997-98	219	151	0.69	56	419	.227	2979	13.60	58	39	0.26	3	643	2.94	5	92	97	0.24	22
BonSALLE, Jackie	2006-07	107	252	2.36	126	705	.179	4	0.04	10	19	0.09	2	46	0.43	3	26	29	0.04	2
BOSSCHAERT, Deanna	1991-94	444	1436	3.23	727	3749	.189	145	0.33	170	278	0.38	204	1054	2.37	24	163	187	0.05	18
BRITT, Kim	1984-86	162	41	0.25	19	127	.173	750	4.63	20	5	0.12	0	195	1.20	4	31	35	0.28	4
BRONSON, Amy	1988-90	335	560	1.67	213	1563	.222	83	0.25	103	113	0.31	100	599	1.79	40	230	270	0.17	62
BROUSSARD, Valerie	1993-95	320	668	2.09	247	1662	.253	66	0.21	66	114	0.21	10	492	1.54	71	223	294	0.18	78
BROWN, Julie	1979-83	305	710	2.33	122	1654	.356	11	0.04	14	17	0.05	15	51	0.17	127	270	397	0.24	146
BUNCH, Erica	1999-02	393	1176	2.99	522	3177	.206	42	0.11	54	84	0.14	95	701	1.78	20	148	168	0.05	48
BURKERT, Brianne	2015-pres.	355	195	0.55	96	574	.172	2309	6.50	61	33	0.17	3	763	2.15	3	58	161	0.17	13
BURRINGTON, Sarah	2013-15	364	709	1.95	157	1496	.369	22	0.06	24	35	0.07	1	114	0.31	48	446	494	0.33	36
BYRD, Brittany	2006	6	1	0.17	0	2	.500	0	0	0	0	0	0	2	0.33	0	0	0	0.00	0
CALKINS, Natasha	2016-17	212	442	2.08	157	1324	.215	9	0.04	0	0	0.00	2	89	0.42	2	82	84	0.40	15
CAMPBELL, Cordelia	1979	156	--	--	0	467	N/A	15	--	6	--	--	23	--	--	0	0	0	0.00	228
CAMPBELL, Norisha	1998-01	353	1289	3.65	448	2629	.320	30	0.08	6	18	0.02	24	111	0.31	90	278	368	0.14	110
CARMONA, Izzy	2013	85	168	1.98	55	414	.273	2	0.02	0	0	0	0	19	0.22	4	67	71	0.17	12
CARR, Aisha	2001-04	368	963	2.62	332	1938	.326	23	0.06	39	90	0.11	8	205	0.56	75	305	380	0.20	58
CICHY, Jennifer	1990-92	104	1	0.01	1	15	.000	7	0.07	14	41	0.13	4	142	1.37	0	0	0	0.00	0
CIRACO, Adria	1991-94	348	277	0.80	144	804	.165	49	0.14	63	99	0.18	55	554	1.59	19	66	85	0.11	19
CLINE, Cathy	2002-03	11	0	0.00	2	3	.667	1	0	3	0.00	2	13	1.18	0	1	1	0	0.33	0
COPELAND, Cathy	1987	0	--	--	0	0	.000	0	--	0	0	--	0	0	--	0	0	0	--	0
COUSINS, Kristine	1990-91	241	806	3.34	302	2189	.230	46	0.19	72	83	0.30	103	819	3.40	25	66	91	0.04	19
COWLING, Sherry	1992	121	116	0.96	22	241	.390	1348	11.14	38	24	0.31	1	346	2.86	8	59	67	0.28	7
CRAWFORD, Kim	2003-06	80	0	0.00	1	3	-.333	13	0.16	4	14	0.05	27	129	1.61	0	0	0	0.00	0
CROSS, Alica	1979-82	238	1027	4.32	156	2207	.395	26	0.11	52	57	0.22	33	106	0.45	86	238	324	0.15	251
CULO, Bozena	2016-17	198	79	0.40	55	297	.081	35	0.18	22	46	0.23	28	396	2.00	1	12	13	0.07	4
CUMIN, Brandi	1990-91	134	69	0.51	33	217	.166	874	6.52	32	9	0.24	10	226	1.69	5	21	26	0.12	4
CURTISS, Lindsay	2003	24	0	0.00	0	2	.000	1	0.04	1	7	0.04	5	14	0.58	0	0	0	0.00	0
DADOWSKI, Caroline	2012-15	38	0	0.00	0	0	.000	5	0.13	1	7	0.03	4	12	0.32	0	0	0	--	0
DADOWSKI, Laura	2012-15	239	0	0.00	0	2	.000	19	0.08	31	28	0.13	3	101	0.42	0	0	0	0.00	0
DAVIES, Camy	1979-82	222	2	0.01	0	20	.100	12	0.05	32	16	0.14	23	134	0.60	0	2	2	0.10	0
DAVIS, Aurora	2013	1	0	0.00	0	0	.000	0	0	0	1	0	0	0	0	0	0	0	--	0
DAVIS, Miranda	1979	1	--	--	5	N/A	0	--	0	--	0	--	0	--	--	0	0	0	0.00	0
DENBOW, Ashley	2002	6	4	0.67	3	10	.100	0	0	1	1	0.17	1	1	0.17	0	0	0	0.00	0
DIAMOND, Patty	1993-96	318	212	0.67	101	681	.163	1107	3.48	70	108	0.22	25	698	2.19	10	123	133	0.20	15
DIPERT, Courtney	1996-99	335	9	0.03	10	43	-.023	19	0.06	36	44	0.11	37	427	1.27	0	1	1	0.02	0
DJURDJEVIC, Visnja	2010-11	244	764	3.13	244	2074	.251	75	0.31	69	53	0.28	61	778	3.19	15	111	126	0.06	10
DJURIC, Mira	2007, 09	236	739	3.13	341	1640	.243	84	0.36	149	217	0.63	33	357	1.51	9	122	131	0.08	22
DRZEWIECKI, Aliiya	2008	3	0	0.00	1	1	-1.000	0	0	0	0	0	1	11	3.67	0	0	0	0.00	0
DUDLEY, Drew	2008-09	28	0	0.00	0	0	.000	4	0.14	6	3	0.21	4	27	0.96	0	0	0	--	0
DUZCELER, Duygu	2009-12	500	135	0.27	30	314	.334	2915	5.83	135	82	0.27	2	719	1.44	0	1	1	0.00	11
FIGUEIREDO, Patricia	2010	130	15	0.12	8	46	.152	619	4.76	25	12	0.19	0	163	1.25	0	1	1	0.02	3
FORSTEN, Carol	1981-84	304	674	2.22	158	1897	.272	38	0.13	85	7	0.28	56	319	1.05	26	140	166	0.09	29
FREEMAN, Sareea	2009-12	372	666	1.79	187	1345	.356	12	0.03	0	0	0.00	2	53	0.14	52	341	393	0.29	54
FRYE, Kristin	1999-02	400	1063	2.66	483	2458	.236	224	0.56	115	208	0.29	121	852	2.13	8	252	260	0.11	44
FULHART, Lynne	1985	120	255	2.13	144	543	.204	18	0.15	48	90	0.4	46	225	1.88	14	55	69	0.13	
GASPADAREK, Nancy	1986-89	364	439	1.21	116	1504	.215	4804	13.20	104	45	0.29	1	1150	3.16	16	262	278	0.18	56
GREEN, Mara	2012-13, 15-16	273	442	1.64	152	982	.298	12	0.05	11	15	0.04	0	101	0.36	25	228	253	0.93	31
GRIFFIN, Sarah	2003-06	428	664	1.55	342	1979	.163	118	0.28	139	182	0.32	167	816	1.91	15	168	183	0.09	25
HAMILTON, Martha	1999-00	3	0	0.00	0	3	.000	0	0.00	1	0	0.33	0	0	0.00	0	0	0	0.00	0
HARRIS, Valene	1985	54	31	0.57	9	96	.229	6	0.11	6	8	0.11	6	32	0.59	4	8	12	0.13	
HAUER, Karlie	2014-15	122	137	1.12	49	435	.202	12	0.10	4	5	0.03	7	102	0.84	0	68	68	0.16	12
HAWKS, Susan	1995-98	330	787	2.38	233	1850	.299	27	0.08	62	135	0.19	17	329	1.00	79	274	353	0.19	47
HEMLEPP, Katie	1997-98	137	306	2.23	136	801	.212	58	0.42	27	81	0.20	35	251	1.83	3	51	54	0.07	5



ALL-TIME PLAYER STATISTICS

Player	Year	Sets	K	K/S	AE	TA	Attack Pct.	Asts.	Ast/Set	SA	SE	SA/S	RE	D	D/Set	SB	AB	TB	B/S	BE
HIBBARD, Jamie	1999-00	221	85	0.38	32	223	.238	1782	8.06	41	37	0.19	3	484	2.19	3	40	43	0.19	13
HILL, Renee	2003-04	121	98	0.81	56	307	.134	76	0.63	3	27	0.02	22	235	1.94	1	18	19	0.06	4
HOLANCHOCK, Logan	2017	109	2	0.02	1	10	.100	16	0.15	25	15	0.23	30	265	2.43	0	1	1	0.01	0
HORTON, Katie	2014-16	361	896	2.48	337	2530	.218	65	0.18	59	100	0.16	88	1003	2.78	17	182	199	0.55	7
HOUGH, Dawn	1999-02	324	638	1.97	251	1517	.255	29	0.09	59	100	0.18	35	192	0.59	76	273	349	0.23	39
HOUSH, Colette	1983	13	2	0.15	1	4	.250	28	2.15	5	2	0.38	0	8	0.62	0	0	0	0.00	1
ISRAEL, Karyn	2014-15	35	0	0.00	0	0	.000	9	0.26	1	6	0.03	1	18	0.51	0	0	0	--	0
JACKSON, Jametta	1984	39	38	0.97	11	76	.355	3	0.08	3		0.08	3	17	0.44	3	6	9	0.12	
JACKSON, Tiana	2017-pres.	31	38	1.23	7	69	.449	0	0.00	0	0	0.00	0	3	0.10	4	22	26	0.84	2
JOHNSON, Susan	1994-97	208	360	1.73	151	981	.213	36	0.17	54	98	0.26	42	249	1.20	23	118	141	0.14	29
JONES, Jennifer	1991-92	78	2	0.03	4	11	-.182	5	0.06	14	22	0.18	3	88	1.13	0	4	4	0.36	0
KALETA, Deanne	1985-88	387	1195	3.09	408	3191	.246	136	0.35	117	129	0.30	149	1083	2.80	116	402	518	0.16	58
KEIL, Melanie	2015-16	241	302	1.25	96	765	.272	40	0.17	26	27	0.11	0	111	0.46	38	304	342	1.42	11
KELLY, Shannon	1987-88	128	284	2.22	111	860	.201	108	0.84	39	70	0.30	55	444	3.47	16	107	123	0.14	14
KNUTH, Taryn	2017-pres.	109	224	2.06	63	505	.319	15	0.14	15	19	0.14	1	73	0.67	22	140	162	1.49	20
KRAI, Donna	1982-85	330	538	1.63	146	1240	.316	2050	6.21	188	63	0.57	32	556	1.68	40	140	180	0.15	22
KUBURA, Milica	2014-17	443	1222	2.76	388	2748	.303	25	0.06	5	13	0.01	1	201	0.45	19	311	330	0.74	22
KUHN, Jamie	1979-80	40	13	0.33		65	N/A	1	0.03		0	0.00		8	0.20	0	0	0	0.00	4
LAGES, Shannon	1980-83	196	647	3.30	195	1436	.315	13	0.07	12	9	0.06	15	42	0.21	54	142	196	0.14	64
LOTARSKI, Catie	1991-94	208	162	0.78	107	561	.103	44	0.21	40	41	0.19	70	307	1.48	6	38	44	0.08	10
LUKE, Hailey	2013-16	485	49	0.10	16	146	.238	2580	5.32	82	46	0.17	2	746	1.54	1	9	10	0.02	2
MAGOULAS, Maria	1986-89	364	38	0.10	28	175	.057	26	0.07	93	63	0.26	105	777	2.13	1	23	24	0.14	2
MARKHAM, Wendy	1985	1	0	0.00	0	0	.000	0	0.00	0	0	0.00	0	0	0.00	0	0	0	--	
MARRAFFINO, Jennifer	1987-90	169	19	0.11	13	72	.083	1054	6.24	32	33	0.19	5	234	1.38	2	25	27	0.38	4
McCALL, Jennifer	1990-93	404	373	0.92	183	1049	.181	2888	7.15	111	67	0.27	51	845	2.09	17	191	208	0.20	31
McCarthy, Maureen	1994-96	230	134	0.58	50	410	.205	2297	9.99	73	156	0.32	31	449	1.95	9	65	74	0.18	16
McDONALD, Danielle	2004	16	20	1.25	10	58	0.172	6	0.38	3	1	0.19	0	12	0.75	1	8	9	0.16	0
McINTOSH, Gloria	1981	1	1	1.00		5	N/A		0.00			0.00		0	0.00	0	0	0	0.00	0
McLAUGHLIN, Cassie	2003-04	182	479	2.63	240	1173	0.204	94	0.52	60	144	0.33	36	369	2.03	7	94	101	0.09	29
MEDIC, Olivera	2012-13	231	463	2.00	187	1307	0.211	45	0.19	47	54	0.20	58	723	3.13	7	87	94	0.07	12
MELLEN, Barb	1979-81	169	236	1.40		580	N/A	605	3.58		96	0.00		121	0.72	7	62	69	0.12	20
MEYER, Ashley	2001-04	28	38	1.36	7	76	0.408	2	0.07	2	11	0.07	0	5	0.18	3	17	20	0.26	4
MEYER, Debbie	1987-90	178	174	0.98	59	214	.537	35	0.20	20	25	0.11	75	210	1.18	7	4	11	0.05	0
MIKESKY, Leah	2013	47	71	1.51	41	212	0.142	3	0.06	8	10	0.17	5	77	1.64	2	18	20	0.09	2
MILJEVIC, Stasa	2016	45	32	0.71	11	96	.219	3	0.07	3	3	0.07	0	9	0.20	0	20	20	0.44	2
MILOSAVLJEVIC, Marija	2010-12	182	276	1.52	107	801	0.211	10	0.05	13	21	0.07	1	56	0.31	4	139	143	0.18	8
MINKO, Christy	1995-97	288	14	0.05	16	64	-.031	8	0.03	31	53	0.11	38	498	1.73	0	1	1	0.02	0
MONEYMAKER, Stacy	1983	8	11	1.38	16	39	-.128	1	0.13	1	0	0.13	1	1	0.13	0	4	4	0.10	1
MOON, Ashlee	2007-08	206	6	0.03	8	31	-0.065	46	0.22	62	74	0.30	64	670	3.25	0	0	0	0.00	1
MORGAN, Rachael	2008-11	443	857	1.93	305	2443	0.226	37	0.08	56	74	0.13	33	437	0.99	24	278	302	0.12	18
MORRIS, Joan	1983-86	410	1285	3.13	596	3189	.216	124	0.30	110	66	0.27	194	985	2.40	58	228	286	0.09	29
MOSHER, Katie	2010-14	488	26	0.05	13	110	0.118	405	0.83	56	74	0.11	87	2133	4.37	0	2	2	0.02	1
MUENSTERMAN, Gina	1985-86	112	77	0.69	46	237	.131	36	0.32	17	46	0.15	39	165	1.47	5	81	86	0.36	15
NEFF, Ashley	2010-13	418	727	1.74	201	1584	0.332	16	0.04	0	0	0.00	0	75	0.18	87	525	612	0.39	33
NEVILLE, Stephanie	2007-10	415	957	2.31	312	2416	0.267	45	0.11	6	14	0.01	14	212	0.51	11	223	234	0.10	10
NIEKAMP, Abby	2008	37	48	1.30	35	164	0.079	4	0.11	0	1	0.00	0	14	0.38	3	15	18	0.11	1
OMAR, Kameelah	2001-03	327	9	0.03	10	70	-0.014	38	0.12	43	81	0.13	67	535	1.64	0	1	1	0.01	0
ORLOWSKI, Jennifer	2002	66	2	0.03	2	9	.000	4	0.06	3	11	0.05	23	143	2.17	0	1	1	0.11	0
PALGUT, Karyn	1981-84	323	1228	3.80	355	2737	.319	42	0.13	132	45	0.41	93	577	1.79	51	254	305	0.11	18
PELE, Cerina	2000-03	414	49	0.12	30	237	.080	96	0.23	26	40	0.06	67	894	2.16	0	10	10	0.04	12
PERRSON, Marie	2000	1	0	0.00	0	0	.000	0	0.00	0	0	0.00	0	0	0.00	0	0	0	--	0
PETTY, Rhonda	1980-81	194	262	1.35		532	N/A	6	0.03			0.00		25	0.13	14	61	75	0.14	17
PHILGENCE, Maggie	1987-90	394	2110	5.36	451	4793	.346	71	0.18	118	108	0.30	154	1185	3.01	69	315	384	0.08	66
PLATTNER, Julie	1986	105	135	1.29	55	397	.202	38	0.36	23	22	0.22	28	246	2.34	3	51	54	0.14	9
PLUMMER, Alex	2006	107	0	0.00	6	40	-0.15	21	0.20	25	23	0.23	12	171	1.60	0	0	0	0.00	0
POUND, Elizabeth	1998-01	174	198	1.14	72	501	.251	47	0.27	33	47	0.19	15	171	0.98	22	98	120	0.24	29
PREOCANIN, Sonia	1993-95	55	43	0.78	42	152	.007	19	0.35	18	19	0.33	7	66	1.20	1	22	23	0.15	6
PRESBERRY (WASHINGTON), LaToya	1995-98	362	1271	3.51	515	3269	.231	131	0.36	84	122	0.23	163	1019	2.81	11	169	180	0.06	58
PRICE, Jordana	2007-09	307	686	2.23	204	1548	0.311	23	0.07	6	20	0.02	1	70	0.23	41	306	347	0.22	45
RAMOS, Luiza	1991-94	445	1847	4.15	928	4321	.213	142	0.32	181	311	0.41	115	1770	3.98	26	117	143	0.03	25
RARD, Franci	1993	96	323	3.36	131	911	.211	26	0.27	29	42	0.30	17	392	4.08	1	22	23	0.03	11
RARD, Marci	1987	2	--	--	4	14	-.143	0	--	1	0	--	1	1	--	3	2	5	0.36	3
REECE, Gabrielle	1987-90	388	1179	3.04	447	2709	.270	33	0.09	14	34	0.04	18	220	0.57	240	507	747	0.28	121
RICHARDSON, Lauren	2007-09	180	449	2.49	207	1340	0.181	31	0.17	37	36	0.21	39	372	2.07	19	58	77	0.06	11
RICKERTSEN, Sarah	1995-98	279	55	0.20	38	217	.078	43	0.15	35	36	0.13	37	536	1.92	1	26	27	0.12	4
RIVERA, Gabrielle	2005	72	102	1.42	54	266	0.181	4	0.06	14	36	0.19	1	43	0.60	9	57	66	0.25	12



ALL-TIME PLAYER STATISTICS

Player	Year	Sets	K	K/S	AE	TA	Attack Pct.	Asts.	Ast./Set	SA	SE	SA/S	RE	D	D/Set	SB	AB	TB	B/S	BE
ROMANELLI, Jenna	2007-10	395	5	0.01	2	17	0.176	172	0.44	54	102	0.14	104	1197	3.03	0	0	0	0.00	0
ROSENTHAL, Lauren	2007	54	26	0.48	13	86	0.151	467	8.65	13	16	0.24	0	65	1.20	1	14	15	0.17	1
ROYSTER-CROCKETT, Marrita	2005	59	131	2.22	76	398	0.138	10	0.17	10	21	0.17	5	85	1.44	6	10	16	0.04	2
RUST, Kristen	2002-05	331	1038	3.14	512	2685	0.196	93	0.28	83	139	0.25	75	762	2.30	30	130	160	0.06	11
SANDERS, Marie	1980-83	300	149	0.50	58	427	.213	1297	4.32	104	44	0.35	0	252	0.84	4	41	45	0.11	21
SANTOS, Amanda	2003-04	213	543	2.55	174	1119	0.33	28	0.13	39	99	0.18	3	181	0.85	60	224	284	0.25	39
SANTOS, Andreza	2004-05	151	456	3.02	153	1112	0.272	32	0.21	21	21	0.14	5	150	0.99	21	78	99	0.09	12
SAUNIER, Kacey	2015	2	0	0.00	0	0	.000	0	0.00	0	1	0.00	0	4	2.00	0	0	0	--	0
SAXTON, Amanda	2010-11	2	0	0.00	0	0	.000	0	0.00	0	0	0.00	0	0	0.00	0	0	0	--	0
SCHNEIDER, Holly	1995-98	471	1704	3.62	701	4615	.217	79	0.17	167	247	0.35	152	1426	3.03	37	166	203	0.04	32
SCOTT, Lauren	2004-05	122	257	2.11	130	612	0.208	8	0.07	4	22	0.03	1	48	0.39	12	116	128	0.21	20
SKOWER, Jessica	2003-06	432	470	1.09	167	1220	0.248	2991	6.92	78	129	0.18	37	449	1.04	33	282	315	0.26	53
SMITH, Lisa	1983-84	173	418	2.42	182	967	.244	43	0.25	10	14	0.06	48	147	0.85	10	91	101	0.10	10
SMITH, Sherry	1984	51	79	1.55	41	219	.174	7	0.14	20		0.39	18	55	1.08	3	21	24	0.11	
SORENSEN, Heidi	1994	1	0	0.00	0	0	.000	0	0.00	0	1	0.00	0	0	0.00	0	0	0	--	1
STEPANOVA, Jekaterina	2010-11	232	694	2.99	247	1929	.232	47	0.20	24	45	0.10	74	603	2.60	9	85	94	0.05	22
STEPHENS, Margaret	1979-80	41	2	0.05		3	N/A	0	0.00		1	0.00		56	1.37	0	0	0	0.00	1
STEVENS, Bianca	1989-92	288	745	2.59	308	1689	.259	40	0.14	57	97	0.20	29	430	1.49	129	194	323	0.19	66
SULLIVAN, Madison	2016-pres.	106	2	0.02	0	7	.286	17	0.16	8	14	0.13	17	155	1.46	0	0	0	0.00	0
SUMMER, Sally	1980-83	388	1057	2.72	252	2790	.289	65	0.17	78	30	0.20	49	350	0.90	37	158	195	0.07	42
SUTCLIFFE, Marybeth	1987-90	357	95	0.27	57	349	.109	77	0.22	95	115	0.27	89	871	2.44	5	43	48	0.14	7
THOMPSON, Makini	2005-07	328	1067	3.25	358	2802	.253	23	0.07	16	28	0.05	25	204	0.62	46	115	161	0.06	18
THORNTON, Aisha	1996-99	418	1420	3.40	471	2858	.332	27	0.06	24	58	0.06	4	188	0.45	147	329	476	0.17	119
TIETJENS, Annie	2017-pres.	70	3	0.04	1	10	.200	225	3.21	3	15	0.04	0	113	1.61	0	0	0	0	0
TOBOLSKI, Marianne	1985	119	218	1.83	81	651	.210	30	0.25	20	56	0.17	26	163	1.37	45	89	134	0.21	
TODD, Julie	1984-87	361	1615	4.47	593	3470	.295	115	0.32	119	108	0.33	121	908	2.52	126	609	735	0.21	55
TOMIC, Zrinka	2005-06	166	144	0.87	38	332	.319	1583	9.54	51	37	0.31	0	514	3.10	3	58	61	0.18	9
TOWNSEND, Nancy	1979-80	84	338	4.02		917	N/A	441	5.25		95	0.00		67	0.80	4	14	18	0.02	78
TREVINO, Sonia	1988-89	212	393	1.85	141	1168	.216	34	0.16	37	20	0.17	44	577	2.72	11	79	90	0.08	12
USHER, Sue	1979		221	--		680	N/A	21	--		8	--		81	--				0.00	100
VAUGHN, Mercedes	2014-15	217	367	1.69	156	927	.228	7	0.03	0	0	0.00	0	91	0.42	11	181	192	0.21	20
VISSER, Tara	1999	13	5	0.38	2	7	.429	65	5.00	1	2	0.08	1	15	1.15	0	2	2	0.29	0
WALCH, Elise	2011-13	298	700	2.35	232	1665	.281	11	0.04	3	5	0.01	2	106	0.36	5	177	182	0.11	19
WALCH, Nicole	2012-15	413	1466	3.55	547	3569	.257	43	0.10	93	125	0.23	145	944	2.29	26	185	211	0.06	15
WALKER, Lauren	2004-06	57	2	0.04	0	2	1.000	4	0.07	2	2	0.04	7	63	1.11	0	0	0	0.00	0
WALKER, Twanna	1985-89	288	328	1.14	136	861	.223	75	0.26	8	58	0.03	19	169	0.59	18	176	194	0.23	26
WARMAN, Lisa	1981	1	2	2.00		3	N/A		0.00			0.00		0	0.00	0	0	0	0.00	0
WEISSING, Summer	2004-07	441	10	0.02	3	53	.132	134	0.30	87	144	0.20	118	1847	4.19	0	0	0	0.00	0
WERRICK, Jennifer	1997-00	358	1298	3.63	602	3252	.214	50	0.14	88	97	0.25	141	1080	3.02	7	106	113	0.03	6
WESSEL, Malorie	2006-07	156	213	1.37	115	517	.190	32	0.21	67	131	0.43	26	214	1.37	2	20	22	0.04	6
WESSEL, Margie	1979-80	126	382	3.03		916	N/A	76	0.60		5	0.00		236	1.87	2	20	22	0.02	91
WICKSTROM, Sarah	2011-14	489	17	0.03	11	79	.076	2915	5.96	93	66	0.19	0	841	1.72	0	0	0	0.00	8
WILLIAMS, Deja	2017-pres.	88	71	0.81	33	193	.197	3	0.03	0	0	0.00	0	21	0.24	9	82	91	1.03	9
WILLIAMS, Mary	1981-83	111	199	1.79	90	559	.195	36	0.32	37	15	0.33	57	64	0.58	14	58	72	0.13	11
WILSON, Taylor	2007-10	262	7	0.03	3	22	.181	54	0.21	27	18	0.10	35	308	1.18	0	1	1	0.05	0
WOIE, Cecile	2014-17	386	7	0.02	3	35	.114	329	0.85	32	27	0.08	71	1405	3.64	1	1	2	0.01	0
WRIGHT, Kiara	2014	124	233	1.88	79	448	.344	3	0.02	0	0	0.00	1	31	0.25	21	127	148	0.33	27
YILDIRIM, Fatma	2009-12	318	675	2.12	273	1896	.212	61	0.19	40	72	0.13	61	798	2.51	9	95	104	0.05	20
YOUNG, Jackie	1981-84	224	7	0.03	0	9	.778	10	0.04	75	27	0.33	78	307	1.37	0	0	0	0.00	0
YOUNG, Lauren	2006-08, 10	197	254	1.29	77	563	.314	7	0.04	0	0	0.00	1	32	0.16	19	153	172	0.31	16
ZINKIL, Vicki	1989-93	468	1124	2.40	412	2800	.254	77	0.16	71	86	0.15	75	695	1.49	179	432	611	0.22	73
ZUBER, Courtney	2009-10	23	1	0.04	0	1	1.000	1	0.04	2	3	0.09	2	12	0.52	0	0	0	0.00	0
ZULUETA, Kensy	1996-99	206	88	0.43	37	309	.165	1207	5.86	44	73	0.21	19	321	1.56	1	37	38	0.12	5

* - note current players are in bold/italics



SEASON-BY-SEASON STATISTICAL LEADERS

Kills		
Player	Season	No.
Nancy Townsend	1979	273
Margie Wessel	1980	200
Alica Cross	1981	330
Karyn Palgut	1982	394
Sally Summer	1983	300
Karyn Palgut	1984	328
Julie Todd	1985	361
Joan Morris	1986	571
Julie Todd	1987	466
Maggie Philgence	1988	546
Maggie Philgence	1989	571
Maggie Philgence	1990	579
Kristine Cousins	1991	385
Luiza Ramos	1992	451
Luiza Ramos	1993	446
Luiza Ramos	1994	579
Holly Schneider	1995	411
LaToya Presberry (Washington)	1996	438
Holly Schneider	1997	400
Holly Schneider	1998	480
Aisha Thornton	1999	314
Norisha Campbell	2000	447
Norisha Campbell	2001	488
Kristin Frye	2002	469
Cassie McLaughlin	2003	360
Kristen Rust	2004	388
Andreza Santos	2005	356
Makini Thompson	2006	423
Mira Djuric	2007	419
Lauren Richardson	2008	321
Mira Djuric	2009	320
Visnja Djurdjevic	2010	410
Jekaterina Stepanova	2011	421
Fatma Yildirim	2012	324
Nicole Walch	2013	447
Nicole Walch	2014	487
Nicole Walch	2015	459
Milica Kubura	2016	376
Milica Kubura	2017	381

Kills Per Set
min. 70 sets played

Player	Season	SP	Kills	Kills/Set
Shannon Lages	1980	80	179	2.24
Alica Cross	1981	119	330	2.77
Karyn Palgut	1983	81	197	2.43
Karyn Palgut	1984	110	328	2.98

Julie Todd	1985	119	361	3.03
Joan Morris	1986	134	571	4.26
	1987			
Maggie Philgence	1988	131	546	4.17
Maggie Philgence	1989	132	571	4.33
Maggie Philgence	1990	131	579	4.42
Kristine Cousins	1991	110	385	3.50
Luiza Ramos	1992	118	451	3.82
Luiza Ramos	1993	97	446	4.60
Luiza Ramos	1994	119	579	4.87
Holly Schneider	1995	109	411	3.77
LaToya Presberry (Washington)	1996	113	438	3.88
LaToya Presberry (Washington)	1997	46	180	3.91
Aisha Thornton	1998	108	418	3.87
Jennifer Werrick	1999	77	311	4.04
Norisha Campbell	2000	124	447	3.60
Norisha Campbell	2001	111	488	4.40
Erica Bunch	2002	125	452	3.62
Kristen Rust	2003	96	307	3.20
Kristen Rust	2004	102	388	3.80
Andreza Santos	2005	106	356	3.36
Makini Thompson	2006	107	423	3.95
Mira Djuric	2007	110	419	3.81
Lauren Richardson	2008	107	321	3.00
Mira Djuric	2009	126	320	2.54
Visnja Djurdjevic	2010	120	410	3.42
Jekaterina Stepanova	2011	128	421	3.29
Fatma Yildirim	2012	112	324	2.89
Nicole Walch	2013	125	447	3.58
Nicole Walch	2014	122	487	3.99
Nicole Walch	2015	120	459	3.83
Milica Kubura	2016	126	376	2.98
Milica Kubura	2017	107	381	3.56

Total Attacks
min. 70 sets played

Player	Season	No.
Nancy Townsend	1979	773
Margie Wessel	1980	375
Carol Forsten	1981	693
Sally Summer	1982	1054
Sally Summer	1983	779
Joan Morris	1984	754
Joan Morris	1985	834
Joan Morris	1986	1389
Maggie Philgence	1987	1006
Maggie Philgence	1988	1217
Maggie Philgence	1989	1305
Maggie Philgence	1990	1265
Kristine Cousins	1991	1040



SEASON-BY-SEASON STATISTICAL LEADERS

Luiza Ramos	1992	1032
Luiza Ramos	1993	998
Luiza Ramos	1994	1402
Holly Schneider	1995	1035
LaToya Presberry (Washington)	1996	1135
Holly Schneider	1997	1160
Holly Schneider	1998	1321
Erica Bunch	1999	829
Jennifer Werrick	2000	969
Alex Sevillano	2001	986
Erica Bunch	2002	1071
Cassie McLaughlin	2003	875
Kristen Rust	2004	961
Kristen Rust	2005	872
Makini Thompson	2006	1005
Makini Thompson	2007	969
Lauren Richardson	2008	958
Rachael Morgan	2009	763
Visnja Djurdjevic	2010	1032
Jekaterina Stepanova	2011	1106
Fatma Yildirim	2012	881
Nicole Walch	2013	1072
Nicole Walch	2014	1144
Nicole Walch	2015	1144
Katie Horton	2016	1052
Natasha Calkins	2017	886

Attack Percentage

min. 450 total attacks

Player	Season	SP	K-E-TA	Attack Pct.
Nancy Townsend	1979		273-N/A-773	.230
Alica Cross	1980	119	188-N/A-293	.520
Julie Brown	1981	129	318-N/A-591	.382
Shannon Lages	1982		313-124-679	.278
Karyn Palgut	1983	81	197-74-415	.296
Karyn Palgut	1984	110	328-127-714	.281
Julie Todd	1985	119	361-136-810	.278
Julie Todd	1986	135	513-176-1135	.297
Julie Todd	1987		466-140-930	.351
Maggie Philgence	1988	131	546-145-1217	.329
Gabrielle Reece	1989	128	333-133-715	.279
Maggie Philgence	1990	131	579-157-1265	.333
Kristine Cousins	1991	110	385-145-1040	.230
Bianca Stevens	1992	110	376-134-773	.313
Vicki Zinkil	1993	120	421-114-966	.318
Valerie Broussard	1994	107	224-75-555	.268
Valerie Broussard	1995	93	226-80-540	.270
LaToya Presberry (Washington)	1996	113	438-177-1135	.230
Aisha Thornton	1997	115	371-111-710	.366
Aisha Thornton	1998	108	418-122-841	.352

Aisha Thornton	1999	91	314-108-598	.344
Norisha Campbell	2000	124	447-141-871	.351
Norisha Campbell	2001	111	488-136-961	.366
Kristin Frye	2002	131	469-176-986	.297
Amanda Santos	2003	104	224-87-481	.285
Amanda Santos	2004	109	319-87-638	.364
Andreza Santos	2005	106	356-119-854	.278
Brianna Barry	2006	111	280-102-547	.325
Brianna Barry	2007	108	313-106-637	.325
Brianna Barry	2008	87	246-65-518	.349
Brianna Barry	2009	116	289-42-502	.492
Stephanie Neville	2010	130	310-90-806	.273
Sareea Freeman	2011	125	225-64-484	.333
Sareea Freeman	2012	114	268-55-486	.438
Ashley Neff	2013	125	225-60-456	.362
Sarah Burrington	2014	124	260-47-525	.406
Sarah Burrington	2015	116	223-53-477	.356
Mara Green	2016	125	238-69-471	.359
Taryn Knuth	2017	109	224-63-505	.319

Assists

Player	Season	No.
Barb Mellen	1979	492
Marie Sanders	1980	565
	1981	
	1982	
Marie Sanders	1983	732
Donna Krai	1984	604
Donna Krai	1985	994
Nancy Gaspadarek	1986	1216
Nancy Gaspadarek	1987	1159
Nancy Gaspadarek	1988	1019
Nancy Gaspadarek	1989	1410
Jennifer McCall	1990	893
Brandi Cumin	1991	837
Sherry Cowling	1992	1348
Jennifer McCall	1993	1452
Maureen McCarthy	1994	1101
Maureen McCarthy	1995	773
Kensy Zulueta	1996	802
Fiona Bolten	1997	1235
Fiona Bolten	1998	1744
Jamie Hibbard	1999	1125
Jennifer Anderson	2000	880
Jennifer Anderson	2001	1401
Jennifer Anderson	2002	1734
Jennifer Anderson	2003	892
Jessica Skower	2004	1349
Jessica Skower	2005	954
Zrinka Tomic	2006	1201



SEASON-BY-SEASON STATISTICAL LEADERS

Nikki Baker	2007	870
Nikki Baker	2008	1209
Nikki Baker	2009	746
Duygu Duzceler	2010	763
Duygu Duzceler	2011	787
Duygu Duzceler	2012	682
Sarah Wickstrom	2013	854
Sarah Wickstrom	2014	780
Hailey Luke	2015	729
Brianne Burkert	2016	771
Brianne Burkert	2017	927

Assists Per Set *min. 70 sets played*

<u>Player</u>	<u>Season</u>	<u>SP</u>	<u>Assists</u>	<u>Assists/Set</u>
Marie Sanders	1980	116	565	4.87
	1981			
	1982			
Donna Krai	1983	130	452	3.48
Donna Krai	1984	84	604	7.19
Donna Krai	1985	116	994	8.57
Nancy Gaspadarek	1986	133	1216	9.14
	1987			
Nancy Gaspadarek	1988	99	1019	10.29
Nancy Gaspadarek	1989	132	1410	10.68
Jennifer McCall	1990	117	893	7.63
Brandi Cumin	1991	91	837	9.20
Sherry Cowling	1992	121	1348	11.14
Jennifer McCall	1993	118	1452	12.31
Maureen McCarthy	1994	103	1101	10.69
Maureen McCarthy	1995	80	773	9.66
Kensy Zulueta	1996	91	802	8.81
Fiona Bolten	1997	96	1235	12.86
Fiona Bolten	1998	123	1744	14.18
Jamie Hibbard	1999	102	1125	11.03
Jennifer Anderson	2000	70	880	12.57
Jennifer Anderson	2001	111	1401	12.62
Jennifer Anderson	2002	131	1734	13.24
Jennifer Anderson	2003	118	892	7.56
Jessica Skower	2004	106	1349	12.73
Jessica Skower	2005	113	954	8.44
Zrinka Tomic	2006	104	1201	11.55
Nikki Baker	2007	77	870	11.30
Nikki Baker	2008	111	1209	10.89
Nikki Baker	2009	127	746	5.87
Duygu Duzceler	2010	130	763	5.87
Duygu Duzceler	2011	129	787	6.10
Duygu Duzceler	2012	114	682	5.98
Sarah Wickstrom	2013	126	854	6.78
Sarah Wickstrom	2014	120	780	6.50

Hailey Luke	2015	122	729	5.98
Brianne Burkert	2016	125	771	6.17
Brianne Burkert	2017	109	927	8.50

Service Aces

<u>Player</u>	<u>Season</u>	<u>No.</u>
Karyn Palgut	1982	54
Donna Krai	1983	90
Karyn Palgut	1984	55
Lynne Fullhart	1985	48
Joan Morris	1986	45
Julie Todd	1987	35
Deanne Kaleta	1988	44
Amy Bronson	1989	47
Kristine Cousins	1990	49
Deanna Bosschaert	1991	42
Luiza Ramos	1992	54
Luiza Ramos	1993	45
Luiza Ramos	1994	51
Holly Schneider	1995	29
Holly Schneider	1996	37
Holly Schneider	1997	57
Holly Schneider	1998	44
Courtney Dipert	1999	29
Kristin Frye	2000	36
Jennifer Werrick	2000	36
Kristin Frye	2001	49
Alex Sevillano	2002	59
Cassie McLaughlin	2003	44
Kristen Rust	2004	34
Sarah Griffin	2005	49
Sarah Griffin	2006	44
Mira Djuric	2007	80
Jenna Romanelli	2008	25
Mira Djuric	2009	69
Visnja Djurdjevic	2010	36
Visnja Djurdjevic	2011	33
Duygu Duzceler	2012	33
Sarah Wickstrom	2013	31
Nicole Walch	2014	35
Nicole Walch	2015	30
Katie Horton & Hailey Luke	2016	22
Logan Holanchock	2017	25



SEASON-BY-SEASON STATISTICAL LEADERS

Service Aces Per Set

min. 70 sets played

<u>Player</u>	<u>Season</u>	<u>SP</u>	<u>SA</u>	<u>Service Aces/Set</u>
Donna Krai	1983	130	90	0.69
Karyn Palgut	1984	110	55	0.50
Lynne Fullhart	1985	120	48	0.40
Joan Morris	1986	134	45	0.34
	1987			
Deanne Kaleta	1988	135	44	0.33
Maggie Philgence	1988	131	43	0.33
Amy Bronson	1989	108	47	0.44
Kristine Cousins	1990	131	49	0.37
Deanna Bosschaert	1991	106	42	0.40
Luiza Ramos	1992	118	54	0.46
Luiza Ramos	1993	97	45	0.46
Luiza Ramos	1994	119	51	0.43
Maureen McCarthy	1995	80	27	0.34
Holly Schneider	1996	113	37	0.33
Holly Schneider	1997	121	57	0.47
Holly Schneider	1998	128	44	0.34
Courtney Dipert	1999	100	29	0.29
Jennifer Werrick	2000	115	36	0.31
Kristin Frye	2001	109	49	0.45
Alex Sevillano	2002	131	59	0.45
Cassie McLaughlin	2003	122	44	0.36
Kristen Rust	2004	102	34	0.33
Sarah Griffin	2005	116	49	0.42
Malorie Wessel	2006	84	43	0.51
Mira Djuric	2007	110	80	0.73
Ashlee Moon	2008	97	24	0.25
Mira Djuric	2009	126	69	0.55
Visnja Djurdjevic	2010	120	36	0.30
Visnja Djurdjevic	2011	124	33	0.27
Duygu Duzceler	2012	114	33	0.29
Sarah Wickstrom	2013	126	31	0.25
Nicole Walch	2014	122	35	0.29
Nicole Walch	2015	120	30	0.25
Hailey Luke	2016	113	22	0.19
Logan Holanchock	2017	109	25	0.23

Digs

<u>Player</u>	<u>Season</u>	<u>No.</u>
Margie Wessel	1979	192
Margie Wessel	1980	44
Carol Forsten	1981	47
Karyn Palgut	1982	62
Sally Summer	1983	228
Karyn Palgut	1984	335
Joan Morris	1985	309

Joan Morris	1986	460
Deanne Kaleta	1987	285
Deanne Kaleta	1988	327
Sonia Trevino	1989	403
Kristine Cousins	1990	440
Luiza Ramos	1991	419
Luiza Ramos	1992	450
Luiza Ramos	1993	394
Luiza Ramos	1994	507
Holly Schneider	1995	303
LaToya Presberry (Washington)	1996	345
Holly Schneider	1997	401
Holly Schneider	1998	421
Jamie Hibbard	1999	253
Jennifer Werrick	2000	334
Alex Sevillano	2001	332
Alex Sevillano	2002	283
Cerina Pele	2003	376
Summer Weissing	2004	399
Summer Weissing	2005	513
Summer Weissing	2006	467
Summer Weissing	2007	468
Ashlee Moon	2008	471
Jenna Romanelli	2009	381
Jenna Romanelli	2010	507
Katie Mosher	2011	604
Katie Mosher	2012	495
Katie Mosher	2013	506
Katie Mosher	2014	518
Cecilie Woie	2015	412
Cecilie Woie	2016	500
Cecilie Woie	2017	476

Digs Per Set

min. 70 sets played

<u>Player</u>	<u>Season</u>	<u>SP</u>	<u>Digs</u>	<u>Digs/Set</u>
Margie Wessel	1980	126	44	0.35
Carol Forsten	1981	131	47	0.36
	1982			
Karyn Palgut	1983	81	150	1.85
Karyn Palgut	1984	110	335	3.05
Joan Morris	1985	113	309	2.73
Joan Morris	1986	134	460	3.43
	1987			
Deanne Kaleta	1988	135	327	2.42
Sonia Trevino	1989	113	403	3.57
Kristine Cousins	1990	131	440	3.36
Luiza Ramos	1991	111	419	3.77
Luiza Ramos	1992	118	450	3.81
Franci Rard	1993	96	392	4.08



SEASON-BY-SEASON STATISTICAL LEADERS

Luiza Ramos	1994	119	507	4.26
LaToya Presberry (Washington)	1995	100	279	2.79
LaToya Presberry (Washington)	1996	113	345	3.05
Holly Schneider	1997	121	401	3.31
Holly Schneider	1998	128	421	3.29
Jennifer Werrick	1999	77	224	2.91
Jennifer Werrick	2000	115	334	2.90
Alex Sevillano	2001	111	332	2.99
Alex Sevillano	2002	131	283	2.16
Cerina Pele	2003	123	376	3.06
Summer Weissing	2004	109	399	3.66
Summer Weissing	2005	116	513	4.42
Summer Weissing	2006	106	467	4.41
Summer Weissing	2007	110	468	4.25
Ashlee Moon	2008	97	471	4.86
Jenna Romanelli	2009	111	381	3.43
Jenna Romanelli	2010	129	507	3.93
Katie Mosher	2011	129	604	4.68
Katie Mosher	2012	113	495	4.38
Katie Mosher	2013	118	506	4.29
Katie Mosher	2014	124	518	4.18
Cecilie Woie	2015	119	412	3.46
Cecilie Woie	2016	126	500	3.97
Cecilie Woie	2017	109	476	4.37

Solo Blocks

Player	Season	No.
Alica Cross	1980	23
Julie Brown	1981	62
Shannon Lages	1982	32
Julie Brown	1983	61
Joan Morris	1984	21
Marianne Tobolski	1985	45
Deanne Kaleta	1986	47
Julie Todd	1987	50
Gabrielle Reece	1988	60
Gabrielle Reece	1989	69
Gabrielle Reece	1990	68
Vicki Zinkil	1991	53
Bianca Stevens	1992	60
Vicki Zinkil	1993	31
Valerie Broussard	1994	28
Valerie Broussard	1995	24
Aisha Thornton	1996	40
Susan Hawks	1997	31
Aisha Thornton	1998	38
Aisha Thornton	1999	43
Norisha Campbell	2000	36
Norisha Campbell	2001	28
Dawn Hough	2002	28

Aisha Carr	2003	35
Amanda Santos	2004	30
Makini Thompson	2005	25
Makini Thompson	2006	15
Brianna Barry	2007	21
Lauren Richardson	2008	18
Brianna Barry	2009	23
Ashley Neff	2010	10
Ashley Neff	2011	24
Ashley Neff	2012	26
Ashley Neff	2013	27
Kiara Wright	2014	21
Sarah Burrington	2015	19
Melanie Keil	2016	27
Taryn Knuth	2017	22

Assisted Blocks

Player	Season	No.
Alica Cross	1980	45
Julie Brown	1981	132
Alica Cross	1982	92
Julie Brown	1983	134
Joan Morris	1984	100
Julie Todd	1985	93
Julie Todd	1986	199
Julie Todd	1987	223
Deanne Kaleta	1988	137
Gabrielle Reece	1989	143
Gabrielle Reece	1990	121
Vicki Zinkil	1991	80
Vicki Zinkil	1992	74
Vicki Zinkil	1993	133
Valerie Broussard	1994	59
Valerie Broussard	1995	81
Aisha Thornton	1996	80
Susan Hawks	1997	104
Susan Hawks	1998	104
Norisha Campbell	1999	62
Norisha Campbell	2000	83
Norisha Campbell	2001	111
Aisha Carr	2002	113
Amanda Santos	2003	107
Amanda Santos	2004	117
Lauren Scott	2005	101
Sarah Griffin	2006	100
Brianna Barry	2007	73
Jordana Price	2008	98
Jordana Price	2009	141
Lauren Young	2010	107
Ashley Neff	2011	173



SEASON-BY-SEASON STATISTICAL LEADERS

Ashley Neff	2012	158
Ashley Neff	2013	147
Sarah Burrington	2014	164
Sarah Burrington	2015	148
Melanie Keil	2016	167
Taryn Knuth	2017	140

Total Blocks

<u>Player</u>	<u>Season</u>	<u>No.</u>
Alica Cross	1980	68
Julie Brown	1981	194
Shannon Lages	1982	122
Julie Brown	1983	195
Joan Morris	1984	121
Marianne Tobolski	1985	134
Julie Todd	1986	238
Julie Todd	1987	273
Gabrielle Reece	1988	171
Gabrielle Reece	1989	212
Gabrielle Reece	1990	189
Vicki Zinkil	1991	133
Bianca Stevens	1992	133
Vicki Zinkil	1993	164
Valerie Broussard	1994	87
Valerie Broussard	1995	105
Aisha Thornton	1996	120
Susan Hawks	1997	135
Aisha Thornton	1998	134
Aisha Thornton	1999	99
Norisha Campbell	2000	119
Norisha Campbell	2001	139
Aisha Carr	2002	136
Amanda Santos	2003	137
Amanda Santos	2004	147
Lauren Scott	2005	110
Brianna Barry	2006	109
Brianna Barry	2007	94
Jordana Price	2008	113
Jordana Price	2009	161
Lauren Young	2010	115
Ashley Neff	2011	197
Ashley Neff	2012	184
Ashley Neff	2013	174
Sarah Burrington	2014	178
Sarah Burrington	2015	167
Melanie Keil	2016	194
Taryn Knuth	2017	162

Blocks Per Set

min. 70 sets played

<u>Player</u>	<u>Season</u>	<u>SP</u>	<u>BS-BA-Total</u>	<u>Blocks/Set</u>
Alica Cross	1980	119	23-45-68	0.57
Julie Brown	1981	129	62-132-194	1.50
Julie Brown	1983	126	61-134-195	1.55
Joan Morris	1984	106	21-100-121	1.14
Marianne Tobolski	1985	119	45-89-134	1.13
Julie Todd	1986	135	39-199-238	1.76
Gabrielle Reece	1988	134	60-111-171	1.28
Vicki Zinkil	1989	100	41-127-168	1.68
Gabrielle Reece	1990	126	68-121-189	1.50
Vicki Zinkil	1991	111	53-80-133	1.20
Bianca Stevens	1992	110	60-73-133	1.21
Vicki Zinkil	1993	120	31-133-164	1.37
Valerie Broussard	1994	107	28-59-87	0.81
Valerie Broussard	1995	93	24-81-105	1.13
Aisha Thornton	1996	104	40-80-120	1.15
Susan Hawks	1997	119	31-104-135	1.13
Aisha Thornton	1998	108	38-96-134	1.24
Aisha Thornton	1999	91	43-56-99	1.09
Dawn Hough	2000	76	21-76-97	1.28
Norisha Campbell	2001	111	28-111-139	1.25
Aisha Carr	2002	125	23-113-136	1.09
Amanda Santos	2003	104	30-107-137	1.32
Amanda Santos	2004	109	30-117-147	1.35
Lauren Scott	2005	95	9-101-110	1.16
Brianna Barry	2006	111	11-98-109	0.98
Jordana Price	2007	80	6-67-73	0.91
Jordana Price	2008	104	15-98-113	1.09
Jordana Price	2009	123	20-141-161	1.31
Lauren Young	2010	104	8-107-115	1.11
Ashley Neff	2011	127	24-173-197	1.55
Ashley Neff	2012	114	26-158-184	1.61
Ashley Neff	2013	125	27-147-174	1.39
Sarah Burrington	2014	124	14-164-178	1.44
Sarah Burrington	2015	116	19-148-167	1.44
Melanie Keil	2016	125	27-167-194	1.55
Taryn Knuth	2017	109	22-140-162	1.49



CAREER STATISTICAL LEADERS

Sets Played

No.	Player	Season	Total
1.	Duygu Duzceler	2009-12	500
2.	Sarah Wickstrom	2011-14	489
3.	Katie Mosher	2010-14	488
4.	Hailey Luke	2013-16	485
5.	Holly Schneider	1995-98	471
6.	Vicki Zinkil	1989-93	468
7.	Luiza Ramos	1991-94	445
8.	Deanna Bosschaert	1991-94	444
t-9.	Rachael Morgan	2008-11	443
t-9.	Milica Kubura	2014-17	443
11.	Summer Weissing	2004-07	441
12.	Jessica Skower	2003-06	432
13.	Jennifer Anderson	2000-03	430
14.	Sarah Griffin	2003-06	428
15.	Brianna Barry	2006-09	422

Kills

No.	Player	Season	Total
1.	Maggie Philgence	1987-90	2110
2.	Luiza Ramos	1991-94	1847
3.	Holly Schneider	1995-98	1704
4.	Julie Todd	1984-87	1615
5.	Nicole Walch	2012-15	1466
6.	Deanna Bosschaert	1991-94	1436
7.	Aisha Thornton	1996-99	1420
8.	Jennifer Werrick	1997-00	1298
9.	Norisha Campbell	1998-01	1289
10.	Joan Morris	1983-86	1285
11.	LaToya Presberry (Washington)	1995-98	1271
12.	Karyn Palgut	1981-84	1228
13.	Milica Kubura	2014-17	1222
14.	Deanne Kaleta	1985-88	1195
15.	Gabrielle Reece	1987-90	1179

Kills/Set

No.	Player	Season	Sets	K	K/Set
1.	Maggie Philgence	1987-90	394	2110	5.36
2.	Julie Todd	1984-87	361	1615	4.47
3.	Alica Cross	1979-82	238	1027	4.32
4.	Luiza Ramos	1991-94	445	1847	4.15
5.	Nancy Townsend	1979-80	84	338	4.02
6.	Karyn Palgut	1981-84	323	1228	3.80
7.	LaToya Presberry	1995-97	259	951	3.67
8.	Norisha Campbell	1998-01	353	1289	3.65
9.	Jennifer Werrick	1997-00	358	1298	3.63
10.	Holly Schneider	1995-98	471	1704	3.62

11.	Nicole Walch	2012-15	413	1466	3.55
12.	LaToya Presberry (Washington)	1995-98	362	1271	2.51
13.	Aisha Thornton	1996-99	418	1420	3.40
14.	Franci Rard	1993	96	323	3.36
15.	Kristine Cousins	1990-91	241	806	3.34

Total Attacks

No.	Player	Season	Total
1.	Maggie Philgence	1987-90	4793
2.	Holly Schneider	1995-98	4615
3.	Luiza Ramos	1991-94	4321
4.	Deanna Bosschaert	1991-94	3749
5.	Nicole Walch	2012-15	3569
6.	Julie Todd	1984-87	3470
7.	LaToya Presberry (Washington)	1995-98	3269
8.	Jennifer Werrick	1997-00	3252
9.	Deanne Kaleta	1985-88	3191
10.	Joan Morris	1983-86	3189
11.	Erica Bunch	1999-02	3177
12.	Aisha Thornton	1996-99	2858
13.	Alex Sevillano	1999-02	2828
14.	Makini Thompson	2005-07	2802
15.	Vicki Zinkil	1989-93	2800

Attack Percentage

min. 500 total attacks

No.	Player	Season	Sets	Kills-Error-TA	Pct.
1.	Alica Cross	1979-82	238	1027-156-2207	.395
t2.	Brianna Barry	2006-09	422	1128-315-2204	.369
t2.	Sarah Burrington	2013-15	364	709-157-1496	.369
t4.	Julie Brown	1979-83	305	710-122-1654	.356
t4.	Sareea Freeman	2009-12	372	666-187-1345	.356
6.	Maggie Philgence	1987-90	394	2110-451-4793	.346
t7.	Ashley Neff	2010-13	418	727-201-1584	.332
t7.	Aisha Thornton	1996-99	418	1420-471-2858	.332
9.	Amanda Santos	2003-04	213	543-174-1119	.330
10.	Aisha Carr	2001-04	368	963-332-1938	.326
11.	Norisha Campbell	1998-01	353	1289-448-2629	.320
t-12.	Karyn Palgut	1981-84	323	1228-355-2737	.319
t-12.	Taryn Knuth	2017-pres.	109	224-63-505	.319
13.	Donna Krai	1982-85	330	538-146-1240	.316
14.	Shannon Lages	1980-83	196	647-195-1436	.315
15.	Lauren Young	2006-08, 10	197	254-77-563	.314

Assists

No.	Player	Season	Total
1.	Jennifer Anderson	2000-03	4907
2.	Nancy Gaspadarek	1986-89	4804



CAREER STATISTICAL LEADERS

3.	Jessica Skower	2003-06	2991
4.	Fiona Bolten	1997-98	2979
5.	Nikki Baker	2006-09	2949
16.	Duygu Duzceler	2009-12	2915
16.	Sarah Wickstrom	2011-14	2915
8.	Jennifer McCall	1990-93	2888
9.	Hailey Luke	2013-16	2580
10.	Brianna Burkert	2015-pres.	2309
11.	Maureen McCarthy	1994-96	2297
12.	Donna Krai	1982-85	2050
13.	Hailey Luke	2013-15	2001
14.	Jamie Hibbard	1999-00	1782
15.	Zrinka Tomic	2005-06	1583

Assists/Set

No.	Player	Season	Sets	A	A/Set
1.	Fiona Bolten	1997-98	219	2979	13.60
2.	Nancy Gaspardarek	1986-89	364	4804	13.20
3.	Jennifer Anderson	2000-03	430	4907	11.41
4.	Sherry Cowling	1992	121	1348	11.14
5.	Maureen McCarthy	1994-96	230	2297	9.99
6.	Zrinka Tomic	2005-06	166	1583	9.54
7.	Nikki Baker	2006-09	335	2949	8.80
8.	Lauren Rosenthal	2007	54	467	8.65
9.	Jamie Hibbard	1999-00	221	1782	8.06
10.	Jennifer McCall	1990-93	404	2888	7.15
11.	Jessica Skower	2003-06	432	2991	6.92
12.	Brandi Cumin	1990-91	134	874	6.52
13.	Brianna Burkert	2015-pres.	355	2309	6.50
14.	Jennifer Marraffino	1987-90	169	1054	6.24
15.	Donna Krai	1982-85	330	2050	6.21

Service Aces

No.	Player	Season	Total
1.	Donna Krai	1982-85	188
2.	Luiza Ramos	1991-94	181
3.	Deanna Bosschaert	1991-94	170
4.	Holly Schneider	1995-98	167
5.	Mira Djuric	2007, 09	149
6.	Sarah Griffin	2003-06	139
7.	Duygu Duzceler	2009-12	135
8.	Karyn Palgut	1981-84	132
9.	Alex Sevillano	1999-02	129
10.	Julie Todd	1984-87	119
11.	Maggie Philgence	1987-90	118
12.	Deanne Kaleta	1985-88	117
13.	Kristin Frye	1999-02	115
14.	Jennifer McCall	1990-93	111
15.	Joan Morris	1983-86	110

Service Aces Per Set

min. 50 sets

	Player	Season	Sets	SA	SA/Set
1.	Mira Djuric	2007, 09	236	149	0.63
2.	Donna Krai	1982-85	330	188	0.57
3.	Malorie Wessel	2006-07	156	67	0.43
4.	Karyn Palgut	1981-84	323	132	0.41
5.	Luiza Ramos	1991-94	445	181	0.41
6.	Lynne Fullhart	1985	120	48	0.40
7.	Sherry Smith	1984	51	20	0.39
8.	Deanna Bosschaert	1991-94	444	170	0.38
9.	Holly Schneider	1995-98	471	167	0.35
10.	Marie Sanders	1980-83	300	104	0.35
t11.	Jackie Young	1981-84	224	75	0.33
t11.	Mary Williams	1981-83	111	37	0.33
t11.	Cassie McLaughlin	2003-04	182	60	0.33
t11.	Julie Todd	1984-87	361	119	0.33
t11.	Sonia Preocanin	1993-95	55	18	0.33

Digs

No.	Player	Season	Total
1.	Katie Mosher	2010-14	2133
2.	Summer Weissing	2004-07	1847
3.	Luiza Ramos	1991-94	1770
4.	Holly Schneider	1995-98	1426
5.	Cecilie Woie	2014-17	1405
6.	Jenna Romanelli	2007-10	1197
7.	Maggie Philgence	1987-90	1185
8.	Nancy Gaspardarek	1986-89	1150
9.	Deanne Kaleta	1985-88	1083
10.	Jennifer Werrick	1997-00	1080
11.	Deanna Bosschaert	1991-94	1054
12.	LaToya Presberry (Washington)	1995-98	1019
13.	Joan Morris	1983-86	985
14.	Alex Sevillano	1999-02	948
15.	Nicole Walch	2012-15	944

Digs Per Set

min. 50 sets

	Player	Season	Sets	D	D/Set
1.	Katie Mosher	2010-14	488	2133	4.37
2.	Summer Weissing	2004-07	441	1847	4.19
3.	Franci Rard	1993	96	392	4.08
4.	Luiza Ramos	1991-94	445	1770	3.98
5.	Cecilie Woie	2014-17	386	1405	3.64
6.	Shannon Kelly	1987-88	128	444	3.47
7.	Kristine Cousins	1990-91	241	819	3.40
8.	Ashlee Moon	2007-08	206	670	3.25



CAREER STATISTICAL LEADERS

9.	Visnja Djurdjevic	2010-11	244	778	3.19
10.	Nancy Gaspadarek	1986-89	364	1150	3.16
11.	Olivera Medic	2012-13	231	723	3.13
12.	Zrinka Tomic	2005-06	166	514	3.10
13.	Jenna Romanelli	2007-10	395	1197	3.03
14.	Holly Schneider	1995-98	471	1426	3.03
15.	Jennifer Werrick	1997-00	358	1080	3.02

Solo Blocks

No.	Player	Season	Total
1.	Gabrielle Reece	1987-90	240
2.	Vicki Zinkil	1989-93	179
3.	Aisha Thornton	1996-99	147
4.	Bianca Stevens	1989-92	129
5.	Julie Brown	1979-83	127
6.	Julie Todd	1984-87	126
7.	Deanne Kaleta	1985-88	116
8.	Norisha Campbell	1998-01	90
9.	Ashley Neff	2010-13	87
10.	Alica Cross	1979-82	86
11.	Susan Hawks	1995-98	79
12.	Dawn Hough	1999-02	76
13.	Aisha Carr	2001-04	75
14.	Brianna Barry	2006-09	72
15.	Valerie Broussard	1993-95	71

Assisted Blocks

No.	Player	Season	Total
1.	Julie Todd	1984-87	609
2.	Ashley Neff	2010-13	525
3.	Gabrielle Reece	1987-90	507
4.	Sarah Burrington	2013-15	446
5.	Vicki Zinkil	1989-93	432
6.	Deanne Kaleta	1985-88	402
7.	Sareea Freeman	2009-12	341
8.	Aisha Thornton	1996-99	329
9.	Brianna Barry	2006-09	321
10.	Maggie Philgence	1987-90	315
11.	Milica Kubura	2014-17	311
12.	Jordana Price	2007-09	306
13.	Aisha Carr	2001-04	305
14.	Melanie Keil	2015-16	304
15.	Jessica Skower	2003-06	282

Total Blocks

No.	Player	Season	Total
1.	Gabrielle Reece	1987-90	747
2.	Julie Todd	1984-87	735
3.	Ashley Neff	2010-13	612
4.	Vicki Zinkil	1989-93	611
5.	Deanne Kaleta	1985-88	518
6.	Sarah Burrington	2013-15	494
7.	Aisha Thornton	1996-99	476
8.	Julie Brown	1979-83	397
t-9.	Brianna Barry	2006-09	393
t-9.	Sareea Freeman	2009-12	393
11.	Maggie Philgence	1987-90	384
12.	Aisha Carr	2001-04	380
13.	Norisha Campbell	1998-01	368
14.	Susan Hawks	1995-98	353
15.	Dawn Hough	1999-02	349

Blocks Per Set

min. 100 sets

No.	Player	Season	Sets	S-A-TB	B/Set
1.	Julie Todd	1984-87	361	126-609-735	2.04
2.	Gabrielle Reece	1987-90	388	240-507-747	1.93
3.	Taryn Knuth	2017-pres.	109	22-140-162	1.49
4.	Ashley Neff	2010-13	418	87-525-612	1.46
5.	Melanie Keil	2015-16	241	38-304-342	1.42
t-6.	Alica Cross	1979-82	238	86-238-324	1.36
t-6.	Sarah Burrington	2013-15	364	48-446-494	1.36
8.	Deanne Kaleta	1985-88	387	116-402-518	1.34
9.	Amanda Santos	2003-04	213	60-224-284	1.33
10.	Vicki Zinkil	1989-93	468	179-432-611	1.31
11.	Julie Brown	1979-83	305	127-270-397	1.30
12.	Melanie Keil	2015	116	11-137-148	1.28
13.	Kiara Wright	2014	124	21-127-148	1.19
14.	Aisha Thornton	1996-99	418	147-329-476	1.14
15.	Jordana Price	2007-09	307	41-306-347	1.13



SEASON STATISTICAL LEADERS (ALL-TIME)

Sets Played

No.	Player	Season	Total
t1.	Deanne Kaleta	1988	135
t1.	Deanne Kaleta	1986	135
t1.	Maria Magoulas	1986	135
t1.	Julie Todd	1986	135
t5.	Gabrielle Reece	1988	134
t5.	Joan Morris	1986	134
7.	Nancy Gaspadarek	1986	133
t8.	Nancy Gaspadarek	1989	132
t8.	Maggie Philgence	1989	132
t8.	Camy Davis	1981	132
t8.	Karyn Palgut	1981	132
t8.	Sally Summer	1981	132
t13.	Jennifer Anderson	2002	131
t13.	Kristin Frye	2002	131
t13.	Alex Sevillano	2002	131
t13.	Kristine Cousins	1990	131
t13.	Maggie Philgence	1990	131
t13.	Marybeth Sutcliffe	1989	131
t13.	Maggie Philgence	1988	131
t13.	Carol Forsten	1981	131

Kills

No.	Player	Season	Total
t1.	Maggie Philgence	1990	579
t1.	Luiza Ramos	1994	579
t3.	Joan Morris	1986	571
t3.	Maggie Philgence	1989	571
5.	Maggie Philgence	1988	546
6.	Julie Todd	1986	513
7.	Norisha Campbell	2001	488
8.	Nicole Walch	2014	487
9.	Holly Schneider	1998	480
10.	Kristin Frye	2002	469
11.	Julie Todd	1987	466
12.	Nicole Walch	2015	459
13.	Erica Bunch	2002	452
14.	Luiza Ramos	1992	451
t15.	Nicole Walch	2013	447
t15.	Norisha Campbell	2000	447

Kills/Set

No.	Player	Season	Sets	K	K/Set
1.	Luiza Ramos	1994	119	579	4.87
2.	Luiza Ramos	1993	97	446	4.60
3.	Maggie Philgence	1990	131	579	4.42
4.	Norisha Campbell	2001	111	488	4.40

5.	Maggie Philgence	1989	132	571	4.33
6.	Joan Morris	1986	134	571	4.26
7.	Maggie Philgence	1988	131	546	4.17
8.	Jennifer Werrick	1999	77	311	4.04
9.	Nicole Walch	2014	122	487	3.99
10.	Makini Thompson	2006	107	423	3.95
11.	LaToya Presberry	1997	46	180	3.91
12.	LaToya Presberry	1996	113	438	3.88
13.	Aisha Thornton	1998	108	418	3.87
14.	Deanna Bosschaert	1994	111	427	3.85
15.	Nicole Walch	2015	120	459	3.83

Total Attacks

No.	Player	Season	Total
1.	Luiza Ramos	1994	1402
2.	Joan Morris	1986	1389
3.	Holly Schneider	1998	1321
4.	Maggie Philgence	1989	1305
5.	Maggie Philgence	1990	1265
6.	Deanna Bosschaert	1994	1237
7.	Maggie Philgence	1988	1217
8.	Holly Schneider	1997	1160
9.	Kristine Cousins	1990	1149
t10.	Nicole Walch	2015	1144
t10.	Nicole Walch	2014	1144
t12.	LaToya Presberry	1996	1135
t12.	Julie Todd	1986	1135
14.	Jekaterina Stepanova	2011	1106
15.	Holly Schneider	1996	1099

Attack Percentage

min. 100 total attacks

No.	Player	Season	Sets	K-E-TA	Pct.
1.	Debbie Meyer	1987		167-51-176	.660
2.	Alica Cross	1980	119	188-NA-293	.520
3.	Brianna Barry	2009	116	289-42-502	.492
4.	Donna Krai	1984	84	146-16-265	.490
5.	Sareea Freeman	2012	114	268-55-486	.438
6.	Margie Wessel	1980	126	200-NA-375	.420
7.	Sarah Burrington	2014	124	260-47-525	.406
8.	Sally Summer	1980	130	150-NA-296	.400
9.	Sherry Cowling	1992	121	116-22-241	.390
10.	Julie Brown	1981	129	318-NA-591	.382
11.	Ashley Neff	2012	114	248-51-518	.380
t12.	Norisha Campbell	2001	111	488-136-961	.366
t12.	Aisha Thornton	1997	115	371-111-710	.366
14.	Amanda Santos	2004	109	319-87-638	.364
15.	Ashley Neff	2013	125	225-60-456	.362



SEASON STATISTICAL LEADERS (ALL-TIME)

Assists

No.	Player	Season	Total
1.	Fiona Bolten	1998	1744
2.	Jennifer Anderson	2002	1734
3.	Jennifer McCall	1993	1452
4.	Nancy Gaspardarek	1989	1410
5.	Jennifer Anderson	2001	1401
6.	Jessica Skower	2004	1349
7.	Sherry Cowling	1992	1348
8.	Fiona Bolten	1997	1235
9.	Nancy Gaspardarek	1986	1216
10.	Nikki Baker	2008	1209
11.	Zrinka Tomic	2006	1201
12.	Nancy Gaspardarek	1987	1159
13.	Jamie Hibbard	1999	1125
14.	Maureen McCarthy	1994	1101
15.	Nancy Gaspardarek	1988	1019

Assists/Set

No.	Player	Season	Sets	A	A/Set
1.	Fiona Bolten	1998	123	1744	14.18
2.	Jennifer Anderson	2002	131	1734	13.24
3.	Fiona Bolten	1997	96	1235	12.86
4.	Jessica Skower	2004	106	1349	12.73
5.	Jennifer Anderson	2001	111	1401	12.62
6.	Jennifer Anderson	2000	70	880	12.57
7.	Jennifer McCall	1993	118	1452	12.31
8.	Zrinka Tomic	2006	104	1201	11.55
9.	Nikki Baker	2007	77	870	11.30
10.	Sherry Cowling	1992	121	1348	11.14
11.	Jamie Hibbard	1999	102	1125	11.03
12.	Kensy Zulueta	1997	29	316	10.90
13.	Nikki Baker	2008	111	1209	10.89
14.	Maureen McCarthy	1994	103	1101	10.69
15.	Nancy Gaspardarek	1989	132	1410	10.68

Service Aces

No.	Player	Season	Total
1.	Donna Krai	1983	90
2.	Mira Djuric	2007	80
3.	Mira Djuric	2009	69
4.	Alex Sevillano	2002	59
5.	Holly Schneider	1997	57
6.	Karyn Palgut	1984	55
t7.	Luiza Ramos	1992	54
t7.	Karyn Palgut	1982	54
9.	Marie Sanders	1983	53
10.	Alica Cross	1982	52

t11.	Luiza Ramos	1994	51
t11.	Marie Sanders	1982	51
t13.	Sarah Griffin	2005	49
t13.	Kristin Frye	2001	49
t13.	Kristine Cousins	1990	49

Service Aces/Set

min. 50 sets

No.	Player	Season	Sets	SA	SA/Set
1.	Mira Djuric	2007	110	80	0.73
2.	Donna Krai	1983	130	90	0.69
3.	Mira Djuric	2009	126	69	0.55
4.	Malorie Wessel	2006	84	43	0.51
5.	Karyn Palgut	1984	110	55	0.50
6.	Holly Schneider	1997	121	57	0.47
t7.	Luiza Ramos	1993	97	45	0.46
t7.	Luiza Ramos	1992	118	54	0.46
t7.	Donna Krai	1984	84	39	0.46
t10.	Alex Sevillano	2002	131	59	0.45
t10.	Kristin Frye	2001	109	49	0.45
12.	Amy Bronson	1989	108	47	0.44
13.	Luiza Ramos	1994	119	51	0.43
t14.	Sarah Griffin	2005	116	49	0.42
t14.	Deanna Bosschaert	1993	106	44	0.42

Digs

No.	Player	Season	Total
1.	Katie Mosher	2011	604
2.	Katie Mosher	2014	518
3.	Summer Weissing	2005	513
t4.	Jenna Romanelli	2010	507
t4.	Luiza Ramos	1994	507
6.	Katie Mosher	2013	506
7.	Cecilie Woie	2016	500
8.	Katie Mosher	2012	495
9.	Cecilie Woie	2017	476
10.	Ashlee Moon	2008	471
11.	Summer Weissing	2007	468
12.	Summer Weissing	2006	467
13.	Joan Morris	1986	460
14.	Luiza Ramos	1992	450
15.	Kristine Cousins	1990	440



SEASON STATISTICAL LEADERS (ALL-TIME)

Digs/Set min. 50 sets

No.	Player	Season	Sets	D	D/Set
1.	Ashlee Moon	2008	97	471	4.86
2.	Katie Mosher	2011	129	604	4.68
3.	Summer Weissing	2005	116	513	4.42
4.	Summer Weissing	2006	106	467	4.41
5.	Cecilie Woie	2017	109	476	4.37
6.	Katie Mosher	2012	113	495	4.38
7.	Katie Mosher	2013	118	506	4.29
8.	Luiza Ramos	1994	119	507	4.26
9.	Summer Weissing	2007	110	468	4.25
10.	Katie Mosher	2014	124	518	4.18
11.	Franci Rard	1993	96	392	4.08
12.	Luiza Ramos	1993	97	394	4.06
13.	Jenna Romanelli	2010	129	507	3.93
14.	Luiza Ramos	1992	118	450	3.81
15.	Luiza Ramos	1991	111	419	3.77

Solo Blocks

No.	Player	Season	Total
1.	Gabrielle Reece	1989	69
2.	Gabrielle Reece	1990	68
3.	Julie Brown	1981	62
4.	Julie Brown	1983	61
t5.	Bianca Stevens	1992	60
t5.	Gabrielle Reece	1988	60
7.	Vicki Zinkil	1991	53
8.	Bianca Stevens	1991	52
9.	Julie Todd	1987	50
10.	Deanne Kaleta	1986	47
11.	Marianne Tobolski	1985	45
t12.	Aisha Thornton	1999	43
t12.	Gabrielle Reece	1987	43
14.	Vicki Zinkil	1992	42
15.	Vicki Zinkil	1989	41

Assisted Blocks

No.	Player	Season	Total
1.	Julie Todd	1987	223
2.	Julie Todd	1986	199
3.	Ashley Neff	2011	173
4.	Melanie Keil	2016	167
5.	Sarah Burrington	2014	164
6.	Ashley Neff	2012	158
7.	Sarah Burrington	2015	148
8.	Ashley Neff	2013	147
9.	Gabrielle Reece	1989	143

10.	Jordana Price	2009	141
11.	Taryn Knuth	2017	140
12.	Sareea Freeman	2011	138
t13.	Melanie Keil	2015	137
t13.	Deanne Kaleta	1988	137
t15.	Sarah Burrington	2013	134
t15.	Deanne Kaleta	1986	134
t15.	Julie Brown	1983	134

Total Blocks

No.	Player	Season	Total
1.	Julie Todd	1987	273
2.	Julie Todd	1986	238
3.	Gabrielle Reece	1989	212
4.	Ashley Neff	2011	197
5.	Julie Brown	1983	195
t6.	Melanie Keil	2016	194
t6.	Julie Brown	1981	194
8.	Gabrielle Reece	1990	189
9.	Ashley Neff	2012	184
10.	Deanne Kaleta	1986	181
11.	Sarah Burrington	2014	178
12.	Gabrielle Reece	1987	175
13.	Ashley Neff	2013	174
14.	Gabrielle Reece	1988	171
15.	Vicki Zinkil	1989	168

Blocks Per Set

No.	Player	Season	Sets	Solo-Ast.-TB	B/Set
1.	Julie Todd	1986	135	39-199-238	1.76
2.	Vicki Zinkil	1989	100	41-127-168	1.68
3.	Gabrielle Reece	1989	128	69-143-212	1.66
4.	Ashley Neff	2012	114	26-158-184	1.61
t5.	Melanie Keil	2016	125	27-167-194	1.55
t5.	Ashley Neff	2011	127	24-173-197	1.55
t5.	Julie Brown	1983	126	61-134-195	1.55
t8.	Gabrielle Reece	1990	126	68-121-189	1.50
t8.	Julie Brown	1981	129	62-132-194	1.50
10.	Taryn Knuth	2017	109	22-140-162	1.49
t11.	Sarah Burrington	2014	124	14-164-178	1.44
t11.	Sarah Burrington	2015	116	19-148-167	1.44
13.	Ashley Neff	2013	125	27-147-174	1.39
14.	Vicki Zinkil	1993	120	31-133-164	1.37
15.	Amanda Santos	2004	109	30-117-147	1.35



MATCH-BY-MATCH LEADERS (ALL-TIME)

Kills

Player	No.	Opponent / Date
t1. Maggie Philgence	31	Illinois State / Sept. 22, 1989
t1. Deanna Bosschaert	31	North Carolina / Sept. 24, 1994
t1. Holly Schneider	31	NC State / Oct. 27, 1996
t1. Nicole Walch	31	Duke / Oct. 9, 2015
t5. Maggie Philgence	30	Cincinnati / Oct. 28, 1988
t5. Deanna Bosschaert	30	Virginia / Nov. 5, 1994
t5. LaToya Presberry	30	Virginia / Oct. 27, 1995
	29	<i>Last Time:</i>
t8. Kristen Rust	29	North Carolina / Oct. 15, 2004

Total Attacks

Player	No.	Opponent / Date
1. Deanna Bosschaert	77	North Carolina / Sept. 24, 1994
t2. Maggie Philgence	73	Memphis / Oct. 13, 1990
t2. Deanna Bosschaert	73	Fresno State / Sept. 17, 1994
4. Maggie Philgence	72	Texas / Sept. 29, 1990
t5. Maggie Philgence	68	Kentucky / Sept. 29, 1989
t5. Maggie Philgence	68	Brigham Young / Nov. 10, 1989
t5. LaToya Presberry	68	NC State / Oct. 19, 1996
t5. Holly Schneider	68	North Carolina / Oct. 31, 1997
9. Luiza Ramos	66	North Carolina / Sept. 24, 1994
10. Kristine Cousins	65	Loyola Marymount / Sept. 13, 1991
t11. Nicole Walch	64	Duke / Oct. 9, 2015
t11. Holly Schneider	64	Clemson / Nov. 16, 1995
t11. Holly Schneider	64	Virginia / Nov. 21, 1997
t14. Kristine Cousins	63	Florida / Sept. 15, 1990
t14. LaToya Presberry	63	North Carolina / Oct. 14, 1995
t14. Holly Schneider	63	Virginia / Oct. 27, 1995
t14. Jennifer Werrick	63	Clemson / Sept. 26, 1998

Attack Percentage

min. 10 Total Attacks

Player	Pct. (K-E-TA)	Opponent / Date
1. Joan Morris	.937 (10-1-16)	Louisville / Nov. 1, 1985
2. Mira Djuric	.917 (11-0-12)	North Carolina / Nov. 23, 2007
3. Aisha Thornton	.875 (14-0-16)	Georgia State / Sept. 13, 1997
4. Valerie Broussard	.867	South Florida / Nov. 25, 1994

5. Julie Todd	.833 (13-0-15)	Southern Miss. / Oct. 9, 1987
t6. Gabrielle Reece	.818 (11-1-12)	Cincinnati / Nov. 19, 1989
t6. Jordana Price	.818 (10-1-11)	Florida A&M / Aug. 29, 2008
t6. Brianna Barry	.818 (9-0-11)	South Dakota State / Sept. 7, 2008
t6. Nicole Walch	.818 (9-0-11)	Central Arkansas / Sept. 13, 2014
t6. Melanie Keil	.818 (10-1-11)	Coastal Carolina / Sept. 11, 2015
t6. Milica Kubura	.818 (9-0-11)	Coastal Carolina / Sept. 11, 2015
t12. Jennifer McCall	.800 (9-0-11)	Fresno State / Nov. 9, 1990
t12. Valerie Broussard	.800 (8-0-10)	New Orleans / Oct. 21, 1995
t12. Eric Bunch	.800 (12-0-15)	NC State / Nov. 11, 2001
t12. Jordana Price	.800 (20-0-25)	Stetson / Aug. 30, 2008
t12. Kiara Wright	.800 (8-0-10)	Syracuse / Nov. 23, 2014
	.800 (12-0-15)	

Assists

Player	No.	Opponent / Date
1. Jennifer Anderson	87	Clemson / Nov. 22, 2002
2. Fiona Bolten	81	NC State / Nov. 21, 1997
t3. Jennifer Anderson	76	Ball State / Sept. 9, 2000
t3. Jamie Hibbard	76	Texas-Arlington / Oct. 10, 1999
5. Fiona Bolten	75	North Carolina / Oct. 31, 1997
t6. Sherry Cowling	74	Duke / Nov. 22, 1992
t6. Jennifer McCall	74	South Florida / Sept. 4, 1993
8. Jessica Skower	72	Houston / Sept. 10, 2005
t9. Jennifer Anderson	71	LSU / Sept. 20, 2002
t9. Jennifer Anderson	71	Clemson / Oct. 5, 2002
t11. Maureen McCarthy	70	Clemson / Nov. 16, 1995
t11. Kensy Zulueta	70	NC State / Oct. 19, 1996
t11. Fiona Bolten	70	Clemson / Nov. 1, 1998
t14. Jennifer Anderson	68	Georgia Tech / Oct. 6, 2002
t14. Jennifer McCall	68	Duke / Oct. 20, 1991



MATCH-BY-MATCH LEADERS (ALL-TIME)

Service Aces

	<u>Player</u>	<u>No.</u>	<u>Opponent / Date</u>
1.	Amy Bronson	9	Northern Arizona / Sept. 1, 1989
t2.	Sarah Griffin	7	Boston College / Oct. 28, 2005
t2.	Mira Djuric	7	Kansas / Sept. 1, 2007
t2.	Maria Magoulas	7	Kentucky / Nov. 11, 1989
t2.	Franci Rard	7	Rice / Sept. 19, 1993
t2.	Deanna Bosschaert	7	DePaul / Sept. 16, 1994
	<i>19 tied with</i>	6	<i>Last Time:</i>
t7.	Visnja Djurdjevic	6	North Carolina / Nov. 6, 2011

Digs

	<u>Player</u>	<u>No.</u>	<u>Opponent / Date</u>
1.	Julie Todd	42	Florida / Sept. 12, 1987
2.	Cecilie Woie	40	Illinois State / Aug. 26, 2017
3.	Luiza Ramos	38	Loyola Marymount / Sept. 13, 1991
4.	Summer Weissing	37	NC State / Nov. 17, 2006
t5.	Summer Weissing	35	Duke / Nov. 3, 2007
t5.	Ashlee Moon	35	North Carolina / Oct. 17, 2008
t5.	Luiza Ramos	35	Virginia / Nov. 5, 1994
t8.	Katie Mosher	34	Miami / Oct. 5, 2014
t8.	Maggie Philgence	34	Florida / Sept. 12, 1987
10.	Katie Mosher	33	Nebraska / Aug. 29, 2014
t11.	Summer Weissing	32	North Carolina / Nov. 13, 2004
t11.	Joan Morris	32	California-Berkeley, Nov. 29, 1986
t11.	Deanne Kaleta	32	Florida / Sept. 12, 1987
14.	Franci Rard	31	DePaul / Dec. 1, 1993
t15.	Summer Weissing	30	Boston College / Oct. 28, 2005
t15.	Ashlee Moon	30	Clemson / Nov. 14, 2008
t15.	Katie Mosher	30	Auburn / Sept. 16, 2014
t15.	Marybeth Sutcliffe	30	Florida / Sept. 12, 1987

Solo Blocks

	<u>Player</u>	<u>No.</u>	<u>Opponent / Date</u>
1.	Bianca Stevens	8	Minnesota / Sept. 12, 1992
t2.	Amanda Santos	7	Maryland / Nov. 14, 2003
t2.	Deanne Kaleta	7	South Carolina / Nov. 23, 1986
t2.	Julie Todd	7	South Carolina / Nov. 23, 1986
t5.	Marianne Tobolski	6	South Carolina / Oct. 4, 1985
t5.	Julie Todd	6	North Carolina / Nov. 2, 1986
t5.	Gabrielle Reece	6	UAB / Sept. 2, 1988
t5.	Gabrielle Reece	6	Rice / Oct. 8, 1988

t5.	Gabrielle Reece	6	Cincinnati / Oct. 28, 1988
t5.	Gabrielle Reece	6	Minnesota / Sept. 3, 1989
	<i>18 tied with</i>	5	<i>Last Time:</i>
t11.	Aisha Carr	5	Maryland / Nov. 14, 2003

Assisted Blocks

	<u>Player</u>	<u>No.</u>	<u>Opponent / Date</u>
1.	Julie Todd	17	Tulane / Oct. 16, 1987
t2.	Julie Todd	14	Tennessee / Oct. 25, 1986
t2.	Gabrielle Reece	14	Illinois-Chicago / Oct. 26, 1987
4.	Ashley Neff	13	Georgia Tech / Sept. 1, 2012
t5.	Taryn Knuth	12	Clemson / Nov. 22, 2017
t5.	Melanie Keil	12	Texas A&M / Sept. 1, 2016
t5.	Ashley Neff	12	NC State / Oct. 9, 2011
t5.	Sarah Burrington	12	North Carolina / Nov. 1, 2013
t5.	Julie Todd	12	Pittsburgh / Oct. 25, 1986
t5.	Julie Todd	12	Memphis / Oct. 30, 1987
t11.	Jordana Price	11	Wake Forest / Sept. 25, 2008
	<i>10 tied with</i>	11	<i>Last Time:</i>
t11.	Ashley Neff	11	North Carolina / Nov. 1, 2013



MATCH-BY-MATCH LEADERS (ALL-TIME/ACC)

Kills

Player	No.	Opponent / Date
t1. Nicole Walch	31	Duke / Oct. 9, 2015
t1. Holly Schneider	31	NC State / Oct. 27, 1996
t1. Deanna Bosschaert	31	North Carolina / Sept. 24, 1994
t4. Deanna Bosschaert	30	Virginia / Nov. 5, 1994
t4. LaToya Presberry	30	Virginia / Oct. 27, 1995
t6. Luiza Ramos	29	Maryland / Nov. 18, 1994
t6. Norisha Campbell	29	Maryland / Oct. 20, 2001
t6. Luiza Ramos	29	Maryland / Oct. 21, 1994
t6. Kristen Rust	29	North Carolina / Oct. 15, 2004
t10. Erica Bunch	28	Clemson / Nov. 22, 2002
t10. Aisha Thornton	28	Duke / Oct. 17, 1997
t10. Holly Schneider	28	Virginia / Oct. 27, 1995
13. Holly Schneider	27	Clemson / Oct. 7, 1995
t14. Deanna Bosschaert	26	Duke / Nov. 22, 1992
t14. LaToya Presberry	26	NC State / Oct. 19, 1996
t14. Makini Thompson	26	Virginia / Nov. 10, 2006

Total Attacks

Player	No.	Opponent / Date
1. Deanna Bosschaert	77	North Carolina / Sept. 24, 1994
t2. LaToya Presberry	68	NC State / Oct. 19, 1996
t2. Holly Schneider	68	North Carolina / Oct. 31, 1997
4. Luiza Ramos	66	North Carolina / Sept. 24, 1994
t5. Holly Schneider	64	Clemson / Nov. 16, 1995
t5. Nicole Walch	64	Duke / Oct. 9, 2015
t5. Holly Schneider	64	Virginia / Nov. 21, 1997
t8. Jennifer Werrick	63	Clemson / Sept. 26, 1998
t8. LaToya Presberry	63	North Carolina / Oct. 14, 1995
t8. Holly Schneider	63	Virginia / Oct. 27, 1995
t11. Deanna Bosschaert	62	Duke / Nov. 22, 1992
t11. Holly Schneider	62	Georgia Tech / Nov. 22, 1997
t11. Luiza Ramos	62	Maryland / Oct. 21, 1994
t14. Holly Schneider	61	Clemson / Oct. 26, 1997
t14. Nicole Walch	61	Louisville / Nov. 15, 2015
t14. Luiza Ramos	61	Maryland / Nov. 18, 1994
t14. LaToya Presberry	61	North Carolina / Oct. 13, 1995

Attack Percentage

min. 10 Total Attacks

Player	Pct. (K-E-TA)	Opponent / Date
1. Mira Djuric	.917	North Carolina / Nov. 23, 2007

t2. Eric Bunch	.800	(11-0-12) NC State / Nov. 11, 2001
t2. Kiara Wright	.800	(20-0-25) Syracuse / Nov. 23, 2014
t4. Susan Hawks	.769	(12-0-15) NC State / Sept. 27, 1997
t4. Ashley Neff	.769	(10-0-13) Wake Forest / Sept. 28, 2012
t6. Milica Kubura	.750	(10-0-13) Clemson / Nov. 23, 2016
t6. Lauren Scott	.750	(18-0-24) NC State / Nov. 18, 2005
t6. Sarah Burrington	.750	(9-0-12) Georgia Tech / Nov. 29, 2013
t9. Susan Hawks	.727	(9-0-12) Wake Forest / Nov. 15, 1997
t9. Brianna Barry	.727	(8-0-11) Virginia / Sept. 27, 2009
t11. Mara Green	.722	(9-0-11) Clemson / Nov. 23, 2016
t11. Norisha Campbell	.722	(14-1-18) Maryland / Oct. 2, 2001
t11. Sareea Freeman	.722	(14-1-18) Duke / Sept. 30, 2012
14. Aisha Thornton	.721	(14-1-18) Wake Forest / Oct. 24, 1998
15. Brianna Barry	.714	(15-0-21) Maryland / Sept. 22, 2006
		(10-0-14)

Assists

Player	No.	Opponent / Date
1. Jennifer Anderson	87	Clemson / Nov. 22, 2002
2. Fiona Bolten	81	NC State / Nov. 21, 1997
3. Fiona Bolten	75	North Carolina / Oct. 31, 1997
4. Sherry Cowling	74	Duke / Nov. 22, 1992
5. Jennifer Anderson	71	Clemson / Oct. 5, 2002
t6. Fiona Bolten	70	Clemson / Nov. 1, 1998
t6. Maureen McCarthy	70	Clemson / Nov. 16, 1995
t6. Kensy Zulueta	70	NC State / Oct. 19, 1996
t9. Jennifer McCall	68	Duke / Oct. 20, 1991
t9. Jennifer Anderson	68	Georgia Tech / Oct. 6, 2002
11. Jessica Skower	67	North Carolina / Nov. 13, 2004
t12. Jessica Skower	66	Clemson / Oct. 30, 2004
t12. Sherry Cowling	66	Maryland / Nov. 11, 1992



MATCH-BY-MATCH LEADERS (ALL-TIME/ACC)

t12.	Fiona Bolten	66	North Carolina / Nov. 8, 1998
t12.	Jessica Skower	66	North Carolina / Oct. 15, 2004
t12.	Fiona Bolten	66	Wake Forest / Oct. 2, 1998

	21 tied with	4	<i>Last Time:</i>
t4.	Nicole Walch	4	Miami / Oct. 5, 2014

Service Aces

	<u>Player</u>	<u>No.</u>	<u>Opponent / Date</u>
1.	Sarah Griffin	7	Boston College / Oct. 28, 2005
t2.	Mira Djuric	6	Duke / Sept. 28, 2007
t2.	Deanna Bosschaert	6	Georgia Tech / Nov. 10, 1991
t2.	Luiza Ramos	6	Maryland / Oct. 16, 1993
t2.	Cassie McLaughlin	6	NC State / Nov. 1, 2003
t2.	Visnja Djurdjevic	6	North Carolina / Nov. 6, 2011
t2.	Valerie Broussard	6	North Carolina / Oct. 13, 1995
t2.	Zrinka Tomic	6	North Carolina / Oct. 6, 2006
t2.	Kristin Frye	6	Virginia / Nov. 3, 2002
t2.	Jackie BonSalle	6	Virginia Tech / Nov. 12, 2006
t2.	Amanda Santos	6	Virginia Tech / Oct. 22, 2004
	16 tied with	5	<i>Last Time:</i>
t12.	Nicole Walch	5	Clemson / Nov. 2, 2014

Digs

	<u>Player</u>	<u>No.</u>	<u>Opponent / Date</u>
1.	Summer Weissing	37	NC State / Nov. 17, 2006
t2.	Ashlee Moon	35	North Carolina / Oct. 17, 2008
t2.	Summer Weissing	35	Duke / Nov. 3, 2007
t2.	Luiza Ramos	35	Virginia / Nov. 5, 1994
5.	Katie Mosher	34	Miami / Oct. 5, 2014
6.	Summer Weissing	32	North Carolina / Nov. 13, 2004
7.	Ashlee Moon	30	Clemson / Nov. 14, 2008
t8.	Cecilie Woie	29	Duke / Nov. 18, 2016
t8.	Cecilie Woie	29	Notre Dame / Oct. 30, 2016
t8.	Katie Mosher	29	Wake Forest / Oct. 2, 2011
t8.	Ashlee Moon	29	Miami / Sept. 19, 2008
t8.	Franci Rard	29	Clemson / Nov. 20, 1993
t13.	Cecilie Woie	28	NC State / Oct. 9, 2016
t13.	Katie Mosher	28	Miami / Nov. 13, 2013
t13.	Summer Weissing	28	North Carolina / Nov. 20, 2005

Solo Blocks

	<u>Player</u>	<u>No.</u>	<u>Opponent / Date</u>
1.	Amanda Santos	7	Maryland / Nov. 14, 2003
t2.	Aisha Carr	5	Maryland / Nov. 14, 2003
t2.	Bianca Stevens	5	Maryland / Oct. 18, 1991

Assisted Blocks

	<u>Player</u>	<u>No.</u>	<u>Opponent / Date</u>
1.	Ashley Neff	13	Georgia Tech / Sept. 1, 2012
t2.	Taryn Knuth	12	Clemson / Nov. 22, 2017
t2.	Ashley Neff	12	NC State / Oct. 9, 2011
t2.	Sarah Burrington	12	North Carolina / Nov. 1, 2013
t5.	Lauren Young	11	NC State / Oct. 1, 2010
t5.	Ashley Neff	11	North Carolina / Nov. 1, 2013
t5.	Ashley Neff	11	North Carolina / Oct. 7, 2011
t5.	Marija Milosavljevic	11	Wake Forest / Oct. 2, 2011
t5.	Jordana Price	11	Wake Forest / Sept. 25, 2008
t10.	Sarah Burrington	10	Duke / Oct. 25, 2013
t10.	Sarah Burrington	10	Georgia Tech / Nov. 25, 2015
t10.	Mercedes Vaughn	10	Georgia Tech / Nov. 25, 2015
t11.	Jordana Price	10	Georgia Tech / Oct. 2, 2009
t11.	Izzy Carmona	10	North Carolina / Nov. 1, 2013
t11.	Vicki Zinkil	10	North Carolina / Nov. 13, 1993
t11.	Sarah Burrington	10	Pittsburgh / Oct. 24, 2014
t11.	Kiara Wright	10	Pittsburgh / Oct. 24, 2014



ALL-TIME PLAYER STATISTICS (FRESHMEN)

Player	Year	Sets	K	K/S	AE	TA	Attack Pct.	Asts.	Ast./Set	SA	SE	SA/S	RE	D	D/Set	SB	AB	TB	B/S	BE
ANDERSON, Jennifer	2000	70	56	0.80	18	151	.252	880	12.57	10	7	0.14	0	129	1.84	2	36	38	0.54	1
ANTHONY, Nikki	2003	109	276	2.53	197	763	.104	6	0.06	2	5	0.02	16	86	0.79	12	26	38	0.35	5
ARNOLD, Laura	1994	101	3	0.03	2	16	.063	12	0.12	2	4	0.02	22	105	1.04	0	0	0	0.00	2
BAKER, Nikki	2006	20	1	0.05	3	10	-.200	124	6.20	6	8	0.30	0	13	0.65	1	3	4	0.20	2
BARRY, Brianna	2006	111	280	2.52	102	547	.325	17	0.15	0	0	0.00	0	32	0.29	11	98	109	0.98	21
BELVIN, Caitlin	2006	22	1	0.05	0	1	1.000	9	0.41	0	4	0.00	7	22	1.00	0	0	0	0.00	0
BIRKHOLZ, Shelly	1982		53	--	29	174	.138		--	11	8	--	6	3	--	3	18	21	--	2
BonSALLE, Jackie	2006	65	157	2.42	81	451	.169	1	0.02	9	14	0.14	0	30	0.46	3	18	21	0.32	2
BRITT, Kim	1984	65	26	0.40	12	74	.189	473	7.28	14		0.22	0	102	1.57	1	17	18	0.28	
BRONSON, Amy	1988	103	155	1.50	39	404	.287	23	0.22	12	28	0.12	19	109	1.06	14	84	98	0.95	24
BROUSSARD, Valerie	1993	120	218	1.82	92	567	.222	30	0.25	26	61	0.22	5	244	2.03	19	83	102	0.85	26
BROWN, Julie	1979		68	--		318	.003	3	--		4	--		4	--				--	69
BUNCH, Erica	1999	102	244	2.39	145	829	.119	9	0.09	20	36	0.20	42	198	1.94	7	26	33	0.32	19
BURKERT, Brianne	2015	121	3	0.02	3	17	.000	611	5.05	27	28	0.22	1	203	1.68	0	2	2	0.02	1
BYRD, Brittany	2006	6	1	0.17	0	2	.500	0	0.00	0	0	0.00	0	2	0.33	0	0	0	0.00	0
CARMONA, Izzy	2013	85	168	1.98	55	414	.273	2	0.02	0	0	0.00	0	19	0.22	4	67	71	0.84	12
CARR, Aisha	2001	16	114	0.88	15	61	-.016	2	0.12	1	5	0.06	2	17	1.06	1	5	6	0.38	1
CICHY, Jennifer	1990	11	0	0.00	1	2	.500	1	0.09	0	0	0.00	1	12	1.09	0	0	0	0.00	0
CIRACO, Adria	1991	41	6	0.15	3	17	.176	1	0.02	5	13	0.12	6	32	0.78	0	4	4	0.10	3
CRAWFORD, Kim	2003	4	0	0.00	0	0	.000	0	0.00	0	0	0.00	0	2	0.50	0	0	0	0.00	0
CROSS, Alica	1979		128	--		394	.190	7	--		7	--		35	--				--	189
CULO, Bozema	2016	89	11	0.12	16	64	-.078	10	0.11	13	18	0.15	89	116	1.30	0	0	0	0.00	1
CUMIN, Brandi	1990	43	2	0.05	5	14	.214	37	0.86	2	7	0.05	10	35	0.81	0	2	2	0.05	0
DADOWSKI, Caroline	2012	11	0	0.00	0	0	.000	2	0.18	1	1	0.09	1	6	0.55	0	0	0	0.00	0
DADOWSKI, Laura	2012	76	0	0.00	0	0	.000	3	0.04	8	4	0.11	1	37	0.49	0	0	0	0.00	0
DENBOW, Ashley	2002	6	4	0.67	3	10	.100	0	0.00	1	1	0.17	1	1	0.17	0	0	0	0.00	0
DIAMOND, Patty	1993	33	7	0.21	4	21	.143	140	4.24	7	9	0.21	1	42	1.27	0	3	3	0.09	1
Courtney Dipert	1996	79	1	0.01	3	9	-.222	0	0.00	7	9	0.09	7	105	1.33	0	1	1	0.01	0
DRZEWIECKI, Alliya	2008	3	0	0.00	1	1	-1.000	0	0.00	0	0	0.00	1	11	3.67	0	0	0	0.00	0
DUDLEY, Drew	2008	26	0	0.00	0	0	.000	4	0.15	5	3	0.19	4	25	0.96	0	0	0	0.00	0
DUZCELER, Duygu	2009	127	17	0.13	6	50	.220	683	5.38	41	32	0.32	1	123	0.97	0	0	0	0.00	5
FORSTEN, Carol	1981	131	272	2.08		693	.261		0.00			0.00		47	0.36	7	62	69	0.53	15
FREEMAN, Sareea	2009	26	28	1.08	6	44	.500	0	0.00	0	0	0.00	0	1	0.04	3	18	21	0.81	3
FRYE, Kristin	1999	42	62	1.48	37	179	.140	24	0.57	10	15	0.24	26	77	1.83	1	27	28	0.67	5
FULLHART, Lynne	1985	120	255	2.13	144	543	.204	18	0.15	48	90	0.40	46	225	1.88	14	55	69	0.58	
GASPADAREK, Nancy	1986	133	143	1.08	51	481	.191	1216	9.14	35	13	0.26	0	364	2.74	3	60	63	0.47	35
GREEN, Mara	2012	64	90	1.41	40	236	.212	2	0.03	4	5	0.06	0	34	0.53	2	50	52	0.81	4
GRIFFIN, Sarah	2003	97	170	1.75	99	548	.130	12	0.12	25	29	0.26	43	166	1.71	4	21	25	0.26	2
HAMILTON, Martha	1999	0	0	0.00	0	0	.000	0	0.00	0	0	0.00	0	0	0.00	0	0	0	0.00	0
HARRIS, Valene	1985	54	31	0.57	9	96	.229	6	0.11	6	8	0.11	6	32	0.59	4	8	12	0.22	
HEMLEPP, Katie	1997	88	209	2.38	92	537	.218	34	0.39	24	48	0.27	20	159	1.81	1	33	34	0.39	4
HIBBARD, Jamie	1999	102	43	0.42	19	119	.202	1125	11.03	18	13	0.18	2	253	2.48	2	25	27	0.26	8
HOUGH, Dawn	1999	61	97	1.59	48	259	.189	11	0.18	13	30	0.21	24	60	0.98	11	31	42	0.69	16
HOUSH, Colette	1983	13	2	0.15	1	4	.250	28	2.15	5	2	0.38	0	8	0.62	0	0	0	0.00	1
JACKSON, Jametta	1984	39	38	0.97	11	76	.355	3	0.08	3		0.08	3	17	0.44	3	6	9	0.23	
JACKSON, Tiana	2017	31	38	1.23	7	69	.449	0	0.00	0	0	0.00	0	3	0.10	4	22	26	0.84	2
JOHNSON, Susan	1994	66	60	0.91	41	198	.096	8	0.12	23	38	0.35	8	72	1.09	4	19	23	0.35	10
JONES, Jennifer	1991	55	2	0.04	1	5	.200	5	0.09	9	16	0.16	0	64	1.16	0	0	0	0.00	0
KALETA, Deanne	1985	117	158	1.35	71	473	.184	59	0.50	17	31	0.15	31	149	1.27	11	45	56	0.48	
KELLY, Shannon	1987		95	--	45	315	.159	77	--	8	21	--	26	174	--	6	77	83	--	8
KNUTH, Taryn	2017	109	224	2.06	63	505	.319	15	0.14	15	19	0.14	1	73	0.67	22	140	162	1.49	20
KRAI, Donna	1982		43	--	21	132	.167		--	14	4	--	6	4	--	4	8	12	--	6
KUBURA, Milica	2014	91	184	2.02	60	388	.320	3	0.03	0	0	0.00	0	31	0.34	4	59	63	0.69	5
LAGES, Shannon	1980	80	179	2.24		365	.360	8	0.10			0.00		12	0.15	6	16	22	0.28	7
LOTARSKI, Catie	1991	53	34	0.64	22	112	.107	1	0.02	7	5	0.13	23	69	1.30	1	12	13	0.25	4
LUKE, Hailey	2013	126	10	0.08	6	35	.114	605	4.80	25	13	0.20	0	175	1.39	0	1	1	0.01	0
MAGOULAS, Maria	1986	135	32	0.24	17	130	.115	15	0.11	23	13	0.17	35	279	2.07	1	21	22	0.16	2
MARRAFFINO, Jennifer	1987		0	--	0	1	.000	40	--	1	0	--	0	4	--	0	0	0	--	0
McCALL, Jennifer	1990	117	100	0.85	37	283	.222	893	7.63	34	19	0.29	6	228	1.95	5	62	67	0.57	11
McCARTHY, Maureen	1994	103	65	0.63	27	208	.183	1101	10.69	30	87	0.29	28	200	1.94	3	28	31	0.30	6
McDONALD, Danielle	2004	16	20	1.25	10	58	.172	6	0.38	3	1	0.19	0	12	0.75	1	8	9	0.56	0
McLAUGHLIN, Cassie	2003	122	360	2.95	175	875	.211	68	0.56	44	106	0.36	27	271	2.22	7	74	81	0.66	24
MEYER, Ashley	2001	0	0	0.00	0	0	.000	0	0.00	0	0	0.00	0	0	0.00	0	0	0	0.00	0
MEYER, Debbie	1987		167	--	51	176	.660	21	--	4	7	--	39	0	--	7	3	10	--	0
MILJEVIC, Stasa	2016	45	32	0.71	11	96	.219	3	0.07	3	3	0.07	0	9	0.20	0	20	20	0.44	2
MONEYMAKER, Stacy	1983	8	11	1.38	16	39	-.128	1	0.13	1	0	0.13	1	1	0.13	0	4	4	0.50	1



ALL-TIME PLAYER STATISTICS (FRESHMEN)

Player	Year	Sets	K	K/S	AE	TA	Attack Pct.	Asts.	Ast./Set	SA	SE	SA/S	RE	D	D/Set	SB	AB	TB	B/S	BE
MORGAN, Rachael	2008	97	168	1.73	71	542	.179	7	0.07	3	8	0.03	5	76	0.78	6	28	34	0.35	4
MORRIS, Joan	1983	57	82	1.44	42	212	.189	1	0.02	5	3	0.09	7	21	0.37	10	14	24	0.42	8
MOSHER, Katie	2010	4	8	2.00	4	21	.190	1	0.25	1	1	0.25	1	10	2.50	0	2	2	0.50	1
MUENSTERMAN, Gina	1985	10	4	0.40	6	17	-.117	2	0.20	2	4	0.20	1	4	0.40	0	2	2	0.20	
NEFF, Ashley	2010	52	40	0.77	24	126	.127	0	0.00	0	0	0.00	0	6	0.12	10	47	57	1.10	3
NEVILLE, Stephanie	2007	52	90	1.73	46	290	.152	2	0.04	0	6	0.00	7	33	0.63	3	12	15	0.29	1
NIKAMP, Abby	2008	37	48	1.30	35	164	.079	4	0.11	0	1	0.00	0	14	0.38	3	15	18	0.49	1
OMAR, Kameelah	2001	111	4	0.04	3	26	.038	12	0.11	18	25	0.16	18	177	1.59	0	0	0	0.00	0
ORLOWSKI, Jennifer	2002	66	2	0.03	2	9	.000	4	0.06	3	11	0.05	23	143	2.17	0	1	1	0.02	0
PALGUT, Karyn	1981	132	309	2.34		677	.305		0.00			0.00		30	0.23	8	64	72	0.55	3
PELE, Cerina	2000	78	23	0.29	14	105	.086	33	0.42	15	18	0.19	13	141	1.81	0	4	4	0.05	1
PHILGENCE, Maggie	1987		414	--	128	1006	.284	20	--	21	16	--	19	162	--	20	93	113	--	15
PLATTNER, Julie	1986	105	135	1.29	55	397	.202	38	0.36	23	22	0.22	28	246	2.34	3	51	54	0.51	9
PREOCANIN, Sonia	1993	7	4	0.57	6	15	-.133	1	0.14	3	1	0.43	3	2	0.29	0	2	2	0.29	1
PRESBERRY, LaTOYA	1995	100	333	3.33	165	935	.180	8	0.08	15	30	0.15	44	279	2.79	4	40	44	0.44	4
RAMOS, Luiza	1991	111	371	3.34	213	889	.177	44	0.40	31	57	0.28	30	419	3.77	10	30	40	0.36	8
RARD, Marci	1987		2	--	4	14	-.142	0	--	1	0	--	1	1	--	3	2	5	--	3
REECE, Gabrielle	1987		178	--	79	425	.233	3	--	1	9	--	4	43	--	43	132	175	--	23
RICHARDSON, Lauren	2007	57	123	2.16	69	358	.151	5	0.09	8	20	0.14	8	56	0.98	1	14	15	0.26	3
RICKERTSEN, Sarah	1995	87	15	0.17	15	68	.000	22	0.25	5	9	0.06	21	150	1.72	0	8	8	0.09	1
RIVERA, Gabrielle	2005	72	102	1.42	54	266	.180	4	0.06	14	36	0.19	1	43	0.60	9	57	66	0.92	12
ROMANELLI, Jenna	2007	47	0	0.00	0	1	.000	5	0.11	8	16	0.17	15	48	1.02	0	0	0	0.00	0
ROSENTHAL, Lauren	2007	54	26	0.48	13	86	.151	467	8.65	13	16	0.24	0	65	1.20	1	14	15	0.28	1
ROYSTER-CROCKETT, Mari	2005	59	131	2.22	76	398	.138	10	0.17	10	21	0.17	5	85	1.44	6	10	16	0.27	2
RUST, Kristen	2002	17	31	1.82	24	85	.082	1	0.06	3	1	0.18	1	19	1.12	0	3	3	0.18	0
SANDERS, Marie	1980	116	27	0.23		44	.480	565	4.87			0.00		40	0.34	3	16	19	0.16	7
SCHNEIDER, Holly	1995	109	411	3.77	174	1035	.229	20	0.18	29	65	0.27	32	303	2.78	4	34	38	0.35	4
SEVILLANO, Alex	1999	64	42	0.66	43	160	-.006	3	0.05	5	8	0.08	10	61	0.95	1	6	7	0.11	1
SKOWER, Jessica	2003	105	55	0.52	21	171	.199	604	5.75	1	8	0.01	0	29	0.28	5	65	70	0.67	11
SMITH, Sherry	1984	51	79	1.55	41	219	.173	7	0.14	20		0.39	18	55	1.08	3	21	24	0.47	
SORENSEN, Heidi	1994	1	0	0.00	0	0	.000	0	0.00	0	1	0.00	0	0	0.00	0	0	0	0.00	1
STEVENS, Bianca	1989	6	3	0.50	2	9	.111	1	0.17	0	2	0.00	0	7	1.17	0	1	1	0.17	3
SULLIVAN, Madison	2016	54	1	0.02	0	4	.250	3	0.06	6	3	0.11	6	93	1.72	0	0	0	0.00	0
SUMMER, Sally	1980	130	150	1.15		296	.400	25	0.19			0.00		37	0.28	1	18	19	0.15	6
SUTCLIFFE, Marybeth	1987		31	--	19	103	.120	19	--	34	23	--	13	223	--	2	14	16	--	3
THORNTON, Aisha	1996	104	317	3.05	130	709	.264	3	0.03	4	22	0.04	1	49	0.47	40	80	120	1.15	27
TOBOLSKI, Marianne	1985	119	218	1.83	81	651	.210	30	0.25	20	56	0.17	26	163	1.37	45	89	134	1.13	
TODD, Julie	1984	107	275	2.57	141	595	.225	31	0.29	33		0.31	30	148	1.38	9	94	103	0.96	
VISSER, Tara	1999	13	5	0.38	2	7	.429	65	5.00	1	2	0.08	1	15	1.15	0	2	2	0.15	0
WALCH, Nicole	2012	46	73	1.59	42	209	.148	2	0.04	2	13	0.04	3	37	0.80	1	19	20	0.43	2
WALKER, Lauren	2004	3	1	0.33	0	1	1.000	0	0.00	0	0	0.00	0	2	0.67	0	0	0	0.00	0
WALKER, Twanna	1985	4	3	0.75	3	10	.000	0	0.00	1	0	0.25	1	3	0.75	0	0	0	0.00	
WARMAN, Lisa	1981	1	2	2.00		3	.333		0.00			0.00		0	0.00	0	0	0	0.00	0
WEISSING, Summer	2004	109	3	0.03	0	8	.375	22	0.20	28	35	0.26	29	399	3.66	0	0	0	0.00	0
WERRICK, Jennifer	1997	51	175	3.43	86	454	.196	3	0.06	10	16	0.20	12	168	3.29	1	18	19	0.37	0
WESSEL, Malorie	2006	84	210	2.50	107	490	.210	27	0.32	43	69	0.51	7	108	1.29	2	20	22	0.26	6
WICKSTROM, Sarah	2011	129	9	0.07	4	39	.128	642	4.98	20	16	0.16	0	217	1.68	0	0	0	0.00	0
WILLIAMS, Deja	2017	88	71	0.81	33	193	.197	3	0.03	0	0	0.00	0	21	0.24	9	82	91	1.03	9
WILSON, Taylor	2007	8	0	0.00	0	0	.000	0	0.00	0	1	0.00	0	6	0.75	0	0	0	0.00	0
WOIE, Cecile	2014	47	0	0.00	0	0	.000	1	0.02	2	8	0.04	0	8	0.17	0	0	0	0.00	0
YILDIRIM, Fatma	2009	124	232	1.87	86	638	.229	23	0.19	23	33	0.19	20	344	2.77	4	35	39	0.31	8
YOUNG, Jackie	1981	2	0	0.00		0	.000		0.00			0.00		0	0.00	0	0	0	0.00	0
YOUNG, Lauren	2006	2	2	1.00	1	4	.250	0	0.00	0	0	0.00	0	0	0.00	0	1	1	0.50	0
ZINKIL, Vicki	1989	100	157	1.57	80	433	.177	11	0.11	19	22	0.19	38	106	1.06	41	127	168	1.68	11
ZUBER, Courtney	2009	17	0	0.00	0	0	.000	1	0.06	0	3	0.00	2	9	0.53	0	0	0	0.00	0
Kensy Zulueta	1996	91	59	0.65	24	196	.179	802	8.81	24	35	0.26	2	164	1.80	1	22	23	0.25	5

<Note: The list includes all Florida State freshmen volleyball players since the 1979 season.>



SEASON STATISTICAL LEADERS (FRESHMEN)

Sets Played

No.	Player	Season	Total
1.	Maria Magoulas	1986	135
2.	Nancy Gaspadarek	1986	133
3.	Karyn Palgut	1981	132
4.	Carol Forsten	1981	131
5.	Sally Summer	1980	130
6.	Sarah Wickstrom	2011	129
7.	Duygu Duzceler	2009	127
8.	Hailey Luke	2013	126
9.	Fatma Yildirim	2009	124
10.	Cassie McLaughlin	2003	122
11.	Brianne Burkert	2015	121
t12.	Valerie Broussard	1993	120
t12.	Lynne Fullhart	1985	120
14.	Marianne Tobolski	1985	119
t15.	Jennifer McCall	1990	117
t15.	Deanne Kaleta	1985	117

Kills

No.	Player	Season	Total
1.	Maggie Philgence	1987	414
2.	Holly Schneider	1995	411
3.	Luiza Ramos	1991	371
4.	Cassie McLaughlin	2003	360
5.	LaToya Preberry	1995	333
6.	Aisha Thornton	1996	317
7.	Karyn Palgut	1981	309
8.	Brianna Barry	2006	280
9.	Nikki Anthony	2003	276
10.	Julie Todd	1984	275
11.	Carol Forsten	1981	272
12.	Lynne Fullhart	1985	255
13.	Erica Bunch	1999	244
14.	Fatma Yildirim	2009	232
15.	Taryn Knuth	2017	224

Kills/Set min. 50 sets

No.	Player	Season	Sets	K	K/Set
1.	Holly Schneider	1995	109	411	3.77
2.	Jennifer Werrick	1997	51	175	3.43
3.	Luiza Ramos	1991	111	371	3.34
4.	LaToya Preberry	1995	100	333	3.33
5.	Aisha Thornton	1996	104	317	3.05
6.	Cassie McLaughlin	2003	122	360	2.95
7.	Julie Todd	1984	107	275	2.57
8.	Nikki Anthony	2003	109	276	2.53

9.	Brianna Barry	2006	111	280	2.52
10.	Malorie Wessel	2006	84	210	2.50
11.	Jackie BonSalle	2006	65	157	2.42
12.	Erica Bunch	1999	102	244	2.39
13.	Katie Hemlepp	1997	88	209	2.38
14.	Karyn Palgut	1981	132	309	2.34
15.	Shannon Lages	1980	80	179	2.24

Total Attacks

No.	Player	Season	Total
1.	Holly Schneider	1995	1035
2.	Maggie Philgence	1987	1006
3.	LaToya Preberry	1995	935
4.	Luiza Ramos	1991	889
5.	Cassie McLaughlin	2003	875
6.	Erica Bunch	1999	829
7.	Nikki Anthony	2003	763
8.	Aisha Thornton	1996	709
9.	Carol Forsten	1981	693
10.	Karyn Palgut	1981	677
11.	Marianne Tobolski	1985	651
12.	Fatma Yildirim	2009	638
13.	Julie Todd	1984	595
14.	Valerie Broussard	1993	567
15.	Sarah Griffin	2003	548

Attack Percentage

min. 100 total attacks

No.	Player	Season	Sets	Kills-Errors-TA	Pct.
1.	Debbie Meyer	1987	--	167-51-176	.660
2.	Sally Summer	1980	130	150-NA-296	.400
3.	Shannon Lages	1980	80	179-NA-365	.360
4.	Brianna Barry	2006	111	280-102-547	.325
5.	Milica Kubura	2014	91	184-60-388	.320
6.	Taryn Knuth	2017	109	224-63-505	.319
7.	Karyn Palgut	1981	132	309-NA-677	.305
8.	Amy Bronson	1988	103	155-39-404	.287
9.	Maggie Philgence	1987	--	414-218-1006	.284
10.	Izzy Carmona	2013	85	168-55-414	.273
11.	Aisha Thornton	1996	104	317-130-709	.264
12.	Carol Forsten	1981	131	272-NA-693	.261
13.	Jennifer Anderson	2000	70	56-18-151	.252
14.	Gabrielle Reece	1987	--	179-79-425	.233
t15.	Fatma Yildirim	2009	124	232-86-638	.229
t15.	Holly Schneider	1995	109	411-174-1035	.229



SEASON STATISTICAL LEADERS (FRESHMEN)

Assists

No.	Player	Season	Total
1.	Nancy Gaspadarek	1986	1216
2.	Jamie Hibbard	1999	1125
3.	Maureen McCarthy	1994	1101
4.	Jennifer McCall	1990	893
5.	Jennifer Anderson	2000	880
6.	Kensy Zulueta	1996	802
7.	Duygu Duzceler	2009	683
8.	Sarah Wickstrom	2011	642
9.	Brianne Burkert	2015	611
10.	Hailey Luke	2013	605
11.	Jessica Skower	2003	604
12.	Marie Sanders	1980	565
13.	Kim Britt	1984	473
14.	Lauren Rosenthal	2007	467
15.	Patty Diamond	1993	140

Assists/Set

min. 50 sets

No.	Player	Season	Sets	A	A/Set
1.	Jennifer Anderson	2000	70	880	12.57
2.	Jamie Hibbard	1999	102	1125	11.03
3.	Maureen McCarthy	1994	103	1101	10.69
4.	Nancy Gaspadarek	1986	133	1216	9.14
5.	Kensy Zulueta	1996	91	802	8.81
6.	Lauren Rosenthal	2007	54	467	8.65
7.	Jennifer McCall	1990	117	893	7.63
8.	Kim Britt	1984	65	473	7.28
9.	Jessica Skower	2003	105	604	5.75
10.	Duygu Duzceler	2009	127	683	5.38
11.	Brianne Burkert	2015	121	611	5.05
12.	Sarah Wickstrom	2011	129	642	4.98
13.	Marie Sanders	1980	116	565	4.87
14.	Hailey Luke	2013	126	605	4.80
15.	Cassie McLaughlin	2003	122	68	0.56

Service Aces

No.	Player	Season	Total
1.	Lynne Fullhart	1985	48
2.	Cassie McLaughlin	2003	44
3.	Malorie Wessel	2006	43
4.	Duygu Duzceler	2009	41
5.	Nancy Gaspadarek	1986	35
t6.	Jennifer McCall	1990	34
t6.	Marybeth Sutcliffe	1987	34
8.	Julie Todd	1984	33
9.	Luiza Ramos	1991	31

10.	Maureen McCarthy	1994	30
11.	Holly Schneider	1995	29
12.	Summer Weissing	2004	28
13.	Brianne Burkert	2015	27
14.	Valerie Broussard	1993	26
t15.	Hailey Luke	2013	25
t15.	Sarah Griffin	2003	25

Service Aces Per Set

min. 50 sets

	Player	Season	Sets	SA	SA/Set
1.	Malorie Wessel	2006	84	43	0.51
2.	Lynne Fullhart	1985	120	48	0.40
3.	Sherry Smith	1984	51	20	0.39
4.	Cassie McLaughlin	2003	122	44	0.36
5.	Susan Johnson	1994	66	23	0.35
6.	Duygu Duzceler	2009	127	41	0.32
7.	Julie Todd	1984	107	33	0.31
t8.	Maureen McCarthy	1994	103	30	0.29
t8.	Jennifer McCall	1990	117	34	0.29
10.	Luiza Ramos	1991	111	31	0.28
t11.	Katie Hemlepp	1997	88	24	0.27
t11.	Holly Schneider	1995	109	29	0.27
t13.	Summer Weissing	2004	109	28	0.26
t13.	Sarah Griffin	2003	97	25	0.26
t13.	Kensy Zulueta	1996	91	24	0.26
t13.	Nancy Gaspadarek	1986	133	35	0.26

Digs

No.	Player	Season	Total
1.	Luiza Ramos	1991	419
2.	Summer Weissing	2004	399
3.	Nancy Gaspadarek	1986	364
4.	Fatma Yildirim	2009	344
5.	Holly Schneider	1995	303
t6.	LaToya Preberry	1995	279
t6.	Maria Magoulas	1986	279
8.	Cassie McLaughlin	2003	271
9.	Jamie Hibbard	1999	253
10.	Julie Plattner	1986	246
11.	Valerie Broussard	1993	244
12.	Jennifer McCall	1990	228
13.	Lynne Fullhart	1985	225
14.	Marybeth Sutcliffe	1987	223
15.	Sarah Wickstrom	2011	217



SEASON STATISTICAL LEADERS (FRESHMEN)

Digs Per Set

min. 50 sets

	Player	Season	Sets	D	D/Set
1.	Luiza Ramos	1991	111	419	3.77
2.	Summer Weissing	2004	109	399	3.66
3.	Jennifer Werrick	1997	51	168	3.29
4.	LaToya Preberry	1995	100	279	2.79
5.	Holly Schneider	1995	109	303	2.78
6.	Fatma Yildirim	2009	124	344	2.77
7.	Nancy Gaspadarek	1986	133	364	2.74
8.	Jamie Hibbard	1999	102	253	2.48
9.	Julie Plattner	1986	105	246	2.34
10.	Cassie McLaughlin	2003	122	271	2.22
11.	Jennifer Orlovski	2002	66	143	2.17
12.	Maria Magoulas	1986	135	279	2.07
13.	Valerie Broussard	1993	120	244	2.03
14.	Jennifer McCall	1990	117	228	1.95
t15.	Erica Bunch	1999	102	198	1.94
t15.	Maureen McCarthy	1994	103	200	1.94

Solo Blocks

No.	Player	Season	Total
1.	Marianne Tobolski	1985	45
2.	Gabrielle Reece	1987	43
3.	Vicki Zinkil	1989	41
4.	Aisha Thornton	1996	40
5.	Taryn Knuth	2017	22
6.	Maggie Philgence	1987	20
7.	Valerie Broussard	1993	19
t-8.	Amy Bronson	1988	14
t-8.	Lynne Fullhart	1985	14
10.	Nikki Anthony	2003	12
t-11.	Brianna Barry	2006	11
t-11.	Dawn Hough	1999	11
t-11.	Deanne Kaleta	1985	11
t-14.	Luiza Ramos	1991	10
t-14.	Ashley Neff	2010	10
t-14.	Joan Morris	1983	10

Assisted Blocks

No.	Player	Season	Total
1.	Taryn Knuth	2017	140
2.	Gabrielle Reece	1987	132
3.	Vicki Zinkil	1989	127
4.	Brianna Barry	2006	98
5.	Julie Todd	1984	94
6.	Maggie Philgence	1987	93
7.	Deja Williams	2017	91

8.	Marianne Tobolski	1985	89
9.	Amy Bronson	1988	84
10.	Valerie Broussard	1993	83
11.	Aisha Thornton	1996	80
12.	Shannon Kelly	1987	77
13.	Cassie McLaughlin	2003	74
14.	Izzy Carmona	2013	67
15.	Jessica Skower	2003	65

Total Blocks

No.	Player	Season	Total
1.	Gabrielle Reece	1987	175
2.	Vicki Zinkil	1989	168
3.	Taryn Knuth	2017	162
4.	Marianne Tobolski	1985	134
5.	Aisha Thornton	1996	120
6.	Maggie Philgence	1987	113
7.	Brianna Barry	2006	109
8.	Julie Todd	1984	103
9.	Valerie Broussard	1993	102
10.	Amy Bronson	1988	98
11.	Deja Williams	2017	91
12.	Shannon Kelly	1987	83
13.	Cassie McLaughlin	2003	81
14.	Karyn Palgut	1981	72
15.	Izzy Carmona	2013	71

Blocks Per Set

min. 50 total blocks

No.	Player	Season	Sets	S-A-TB	B/Set
1.	Vicki Zinkil	1989	100	41-127-168	1.68
2.	Taryn Knuth	2017	109	22-140-162	1.49
2.	Aisha Thornton	1996	104	40-80-120	1.15
3.	Marianne Tobolski	1985	119	45-89-134	1.13
4.	Ashley Neff	2010	52	10-47-57	1.10
5.	Deja Williams	2017	88	9-82-91	1.03
6.	Brianna Barry	2006	111	11-98-109	0.98
7.	Julie Todd	1984	107	9-94-103	0.96
8.	Amy Bronson	1988	103	14-84-98	0.95
9.	Gabrielle Rivera	2005	72	9-57-66	0.92
10.	Valerie Broussard	1993	120	19-83-102	0.85
11.	Izzy Carmona	2013	85	4-67-71	0.84
12.	Mara Green	2012	64	2-50-52	0.81
13.	Milica Kubura	2014	91	4-59-63	0.69
14.	Jessica Skower	2003	105	5-65-70	0.67
15.	Cassie McLaughlin	2003	122	7-74-81	0.66



ALL-TIME PLAYER STATISTICS (RALLY)

Player	Year	Sets	K	K/S	AE	TA	Attack Pct.	Asts.	Ast./Set	SA	SE	SA/S	RE	D	D/Set	SB	AB	TB	B/S	BE	BHE
ADAMS, Carly	2002	3	0	0.00	1	2	-0.500	3	1.00	0	2	0.00	0	1	0.33	0	0	0	0.00	0	0
AMBROSE, Christina	2015-pres.	210	464	2.21	183	1338	0.210	10	0.05	4	11	0.05	34	162	0.77	10	107	117	0.56	13	2
ANDERSON, Jennifer	2001-03	360	92	0.26	55	305	0.121	4027	11.19	65	75	0.18	3	656	1.82	7	97	104	0.29	14	94
ANTHONY, Nikki	2003-04	207	501	2.42	311	1365	0.139	12	0.06	4	8	0.02	19	181	0.87	21	63	84	0.41	10	1
BAKER, Nikki	2006-09	335	80	0.24	40	275	0.145	2949	8.80	50	88	0.15	1	593	1.77	4	87	91	0.27	30	54
BARRY, Brianna	2006-09	422	1128	2.67	315	2204	0.369	41	0.10	11	14	0.03	5	151	0.36	72	321	393	0.93	74	6
BELVIN, Caitlin	2006	22	1	0.05	0	1	1.000	9	0.41	0	4	0.00	7	22	1.00	0	0	0	0.00	0	2
BIGGERS, Trenesha	2002	13	19	1.46	10	45	0.200	0	0.00	2	12	0.15	0	1	0.08	2	9	11	0.85	4	3
BLOOMGREEN, Chrissy	2001	46	10	0.22	5	39	0.128	0	0.00	4	3	0.09	2	39	0.85	0	1	1	0.02	0	1
BonSALLE, Jackie	2006-07	107	252	2.36	126	705	0.179	4	0.04	10	19	0.09	2	46	0.43	3	26	29	0.27	2	0
BUNCH, Erica	2001-02	221	754	3.41	308	1869	0.239	24	0.11	18	31	0.08	26	372	1.68	8	100	108	0.49	25	12
BURKERT, Brianne	2015-pres.	355	195	0.55	96	574	0.172	2309	6.50	61	33	0.17	3	763	2.15	3	58	161	0.17	13	58
BURRINGTON, Sarah	2013-15	364	709	1.95	157	1496	0.369	22	0.06	24	35	0.07	1	114	0.31	48	446	494	1.36	36	2
BYRD, Brittany	2006	6	1	0.17	0	2	0.500	0	0.00	0	0	0.00	0	2	0.33	0	0	0	0.00	0	1
CALKINS, Natasha	2016-17	103	147	1.43	68	438	0.180	5	0.05	0	0	0.00	2	35	0.34	1	56	57	0.55	7	0
CAMPBELL, Norisha	2001	111	488	4.40	136	961	0.366	5	0.05	4	4	0.04	4	28	0.25	28	111	139	1.25	28	1
CARMONA, Izzy	2013	85	168	1.98	55	414	0.273	2	0.02	0	0	0.00	0	19	0.22	4	67	71	0.84	12	0
CARR, Aisha	2001-04	368	963	2.62	332	1938	0.326	23	0.06	39	90	0.11	8	205	0.56	75	305	380	1.03	58	16
CLINE, Cathy	2002-03	11	0	0.00	2	3	0.667	1	0.09	0	3	0.00	2	13	1.18	0	1	1	0.09	0	0
CRAWFORD, Kim	2003-06	80	0	0.00	1	3	-0.333	13	0.16	4	14	0.05	27	129	1.61	0	0	0	0.00	0	2
CULO, Bozena	2016-17	198	79	0.40	55	297	0.081	35	0.18	22	46	0.23	28	396	2.00	1	12	13	0.07	4	4
CURTISS, Lindsay	2003	24	0	0.00	0	2	0.000	1	0.04	1	7	0.04	5	14	0.58	0	0	0	0.00	0	2
DADOWSKI, Caroline	2012-15	38	0	0.00	0	0	0.000	5	0.13	1	7	0.03	4	12	0.32	0	0	0	0.00	0	0
DADOWSKI, Laura	2012-15	239	0	0.00	0	2	0.000	19	0.08	31	28	0.13	3	101	0.42	0	0	0	0.00	0	1
DAVIS, Aurora	2013	1	0	0.00	0	0	0.000	0	0.00	0	1	0.00	0	0	0.00	0	0	0	0.00	0	0
DENBOW, Ashley	2002	6	4	0.67	3	10	0.100	0	0.00	1	1	0.17	1	1	0.17	0	0	0	0.00	0	0
DJURDJEVIC, Visnja	2010-11	244	764	3.13	244	2074	0.251	75	0.31	69	53	0.28	61	778	3.19	15	111	126	0.52	10	5
DJURIC, Mira	2007, 09	236	739	3.13	341	1640	0.243	84	0.36	149	217	0.63	33	357	1.51	9	122	131	0.56	22	8
DRZEWIECKI, Aliya	2008	3	0	0.00	1	1	-1.000	0	0.00	0	0	0.00	1	11	3.67	0	0	0	0.00	0	0
DUDLEY, Drew	2008-09	28	0	0.00	0	0	0.000	4	0.14	6	3	0.21	4	27	0.96	0	0	0	0.00	0	0
DUZCELER, Duygu	2009-12	500	135	0.27	30	314	0.334	2915	5.83	135	82	0.27	2	719	1.44	0	1	1	0.00	11	29
FIGUEIREDO, Patricia	2010	130	15	0.12	8	46	0.152	619	4.76	25	12	0.19	0	163	1.25	0	1	1	0.01	3	15
FREEMAN, Sareea	2009-12	372	666	1.79	187	1345	0.356	12	0.03	0	0	0.00	2	53	0.14	52	341	393	1.06	54	0
FRYE, Kristin	2001-02	240	721	3.00	300	1631	0.258	139	0.58	69	151	0.29	60	542	2.26	2	161	163	0.68	23	11
GREEN, Mara	2012-13, 15-16	273	442	1.62	152	982	0.298	12	0.04	11	15	0.04	0	101	0.37	25	228	253	0.93	31	2
GRIFFIN, Sarah	2003-06	428	664	1.55	342	1979	0.163	118	0.28	139	182	0.32	167	816	1.91	15	168	183	0.43	25	12
HAUER, Karlie	2014-15	122	137	1.12	49	435	0.202	12	0.10	4	5	0.03	7	102	0.84	0	68	68	0.56	12	1
HILL, Renee	2003-04	121	98	0.81	56	307	0.134	76	0.63	3	27	0.02	22	235	1.94	1	18	19	0.16	4	6
HOLANCHOCK, Logan	2017	109	2	0.02	1	10	0.100	16	0.15	25	15	0.23	30	265	2.43	0	1	1	0.01	0	0
HORTON, Katie	2014-16	361	896	2.48	337	2530	0.218	65	0.18	59	100	0.16	88	1003	2.78	17	182	199	0.55	7	4
HOUGH, Dawn	2001-02	187	412	2.20	146	927	0.287	8	0.04	38	61	0.20	4	97	0.52	44	166	210	1.12	18	4
ISRAEL, Karyn	2014-15	35	0	0.00	0	0	0.000	9	0.26	1	6	0.03	1	18	0.51	0	0	0	0.00	0	0
JACKSON, Tiana	2017-pres.	31	38	1.23	7	69	0.449	0	0.00	0	0	0.00	0	3	0.10	4	22	26	0.84	2	0
KEIL, Melanie	2015-16	241	302	1.25	96	765	0.272	40	0.17	26	27	0.11	0	111	0.46	38	304	342	1.42	11	2
KNUTH, Taryn	2017-pres.	109	224	2.06	63	505	0.319	15	0.14	15	19	0.14	1	73	0.67	22	140	162	1.49	20	3
KUBURA, Milica	2014-17	443	1222	2.76	388	2748	0.303	25	0.06	5	13	0.01	1	201	0.45	19	311	330	0.74	22	5
LUKE, Hailey	2013-16	485	49	0.10	16	146	0.238	2580	5.32	82	46	0.17	2	746	1.54	1	9	10	0.02	2	90
McDONALD, Danielle	2004	16	20	1.25	10	58	0.172	6	0.38	3	1	0.19	0	12	0.75	1	8	9	0.56	0	0
McLAUGHLIN, Cassie	2003-04	182	479	2.63	240	1173	0.204	94	0.52	60	144	0.33	36	369	2.03	7	94	101	0.55	29	16
MEDIC, Olvera	2012-13	231	463	2.00	187	1307	0.211	45	0.19	47	54	0.20	58	723	3.13	7	87	94	0.41	12	3
MEYER, Ashley	2001-04	28	38	1.36	7	76	0.408	2	0.07	2	11	0.07	0	5	0.18	3	17	20	0.71	4	0
MIKESKY, Leah	2013	47	71	1.51	41	212	0.142	3	0.06	8	10	0.17	5	77	1.64	2	18	20	0.43	2	0
MILOSAVLJEVIC, Marija	2010-12	182	276	1.52	107	801	0.211	10	0.05	13	21	0.07	1	56	0.31	4	139	143	0.79	8	1
MOON, Ashlee	2007-08	206	6	0.03	8	31	-0.065	46	0.22	62	74	0.30	64	670	3.25	0	0	0	0.00	1	0
MORGAN, Rachael	2008-11	443	857	1.93	305	2443	0.226	37	0.08	56	74	0.13	33	437	0.99	24	278	302	0.68	18	2
MOSHER, Katie	2010-14	488	26	0.05	13	110	0.118	405	0.83	56	74	0.11	87	2133	4.37	0	2	2	0.00	1	4
NEFF, Ashley	2010-13	418	727	1.74	201	1584	0.332	16	0.04	0	0	0.00	0	75	0.18	87	525	612	1.46	33	0
NEVILLE, Stephanie	2007-10	415	957	2.31	312	2416	0.267	45	0.11	6	14	0.01	14	212	0.51	11	223	234	0.56	10	9
NIEKAMP, Abby																					



ALL-TIME PLAYER STATISTICS (RALLY)

Player	Year	Sets	K	K/S	AE	TA	Attack Pct.	Asts.	Ast./Set	SA	SE	SA/S	RE	D	D/Set	SB	AB	TB	B/S	BE	BHE
RICHARDSON, Lauren	2007-09	180	449	2.49	207	1340	0.181	31	0.17	37	36	0.21	39	372	2.07	19	58	77	0.43	11	2
RIVERA, Gabrielle	2005	72	102	1.42	54	266	0.181	4	0.06	14	36	0.19	1	43	0.60	9	57	66	0.92	12	1
ROMANELLI, Jenna	2007-10	395	5	0.01	2	17	0.176	172	0.44	54	102	0.14	104	1197	3.03	0	0	0	0.00	0	1
ROSENTHAL, Lauren	2007	54	26	0.48	13	86	0.151	467	8.65	13	16	0.24	0	65	1.20	1	14	15	0.28	1	33
ROYSTER-CROCKETT, Marrita	2005	59	131	2.22	76	398	0.138	10	0.17	10	21	0.17	5	85	1.44	6	10	16	0.27	2	2
RUST, Kristen	2002-05	331	1038	3.14	512	2685	0.196	93	0.28	83	139	0.25	75	762	2.30	30	130	160	0.48	11	10
SANTOS, Amanda	2003-04	213	543	2.55	174	1119	0.330	28	0.13	39	99	0.18	3	181	0.85	60	224	284	1.33	39	3
SANTOS, Andreza	2004-05	151	456	3.02	153	1112	0.272	32	0.21	21	21	0.14	5	150	0.99	21	78	99	0.66	12	5
SAUNIER, Kacey	2015	2	0	0.00	0	0	0.000	0	0.00	0	1	0.00	0	4	2.00	0	0	0	0.00	0	0
SAXTON, Amanda	2010-11	2	0	0.00	0	0	0.000	0	0.00	0	0	0.00	0	0	0.00	0	0	0	0.00	0	0
SCOTT, Lauren	2004-05	122	257	2.11	130	612	0.208	8	0.07	4	22	0.03	1	48	0.39	12	116	128	1.05	20	2
SEVILLANO, Alex	2001-02	242	804	3.32	339	1963	0.237	23	0.10	100	107	0.41	59	615	2.54	7	81	88	0.36	3	5
SKOWER, Jessica	2003-06	432	470	1.09	167	1220	0.248	2991	6.92	78	129	0.18	37	449	1.04	33	282	315	0.73	53	105
STEPANOVA, Jekaterina	2010-11	232	694	2.99	247	1929	0.232	47	0.20	24	45	0.10	74	603	2.60	9	85	94	0.41	22	1
SULLIVAN, Madison	2016-pres.	106	2	0.02	0	7	0.286	17	0.16	8	14	0.13	17	155	1.46	0	0	0	0.00	0	0
THOMPSON, Makini	2005-07	328	1067	3.25	358	2802	0.253	23	0.07	16	28	0.05	25	204	0.62	46	115	161	0.49	18	4
TIETJENS, Annie	2017-pres.	70	3	0.04	1	10	0.200	225	3.21	3	15	0.04	0	113	1.61	0	0	0	0.00	0	10
TOMIC, Zrinka	2005-06	166	144	0.87	38	332	0.319	1583	9.54	51	37	0.31	0	514	3.10	3	58	61	0.37	9	96
VAUGHN, Mercedes	2014-15	217	367	1.69	156	927	0.228	7	0.03	0	0	0.00	0	91	0.42	11	181	192	0.88	20	1
WALCH, Elise	2011-13	298	700	2.35	232	1665	0.281	11	0.04	3	5	0.01	2	106	0.36	5	177	182	0.61	19	0
WALCH, Nicole	2012-15	413	1466	3.55	547	3569	0.257	43	0.10	93	125	0.23	145	944	2.29	26	185	211	0.51	15	9
WALKER, Lauren	2004-06	57	2	0.04	0	2	1.000	4	0.07	2	2	0.04	7	63	1.11	0	0	0	0.00	0	2
WEISSING, Summer	2004-07	441	10	0.02	3	53	0.132	134	0.30	87	144	0.20	118	1847	4.19	0	0	0	0.00	0	3
WESSEL, Malorie	2006-07	156	213	1.37	115	517	0.190	32	0.21	67	131	0.43	26	214	1.37	2	20	22	0.14	6	7
WICKSTROM, Sarah	2011-14	489	17	0.03	11	79	0.076	2915	5.96	93	66	0.19	0	841	1.72	0	0	0	0.00	8	54
WILLIAMS, Deja	2017-pres.	88	71	0.81	33	193	0.197	3	0.03	0	0	0.00	0	21	0.24	9	82	91	1.03	9	0
WILSON, Taylor	2007-10	262	7	0.03	3	22	0.181	54	0.21	27	18	0.10	35	308	1.18	0	1	1	0.00	0	5
WOIE, Cecile	2014-17	386	7	0.02	3	35	0.114	329	0.85	32	27	0.08	71	1405	3.64	1	1	2	0.01	0	0
WRIGHT, Kiara	2014	124	233	1.88	79	448	0.344	3	0.02	0	0	0.00	1	31	0.25	21	127	148	1.19	27	3
YILDIRIM, Fatma	2009-12	318	675	2.12	273	1896	0.212	61	0.19	40	72	0.13	61	798	2.51	9	95	104	0.33	20	4
YOUNG, Lauren	2006-08, 10	197	254	1.29	77	563	0.314	7	0.04	0	0	0.00	1	32	0.16	19	153	172	0.87	16	1
ZUBER, Courtney	2009-10	23	1	0.04	0	1	1.000	1	0.04	2	3	0.09	2	12	0.52	0	0	0	0.00	0	0

<Note: The list includes all Florida State volleyball players since rally scoring began prior to the start of the 2001 season.>

* - note current players are in bold/italics



TEAM STATISTICS (RALLY)

Sets Played

No.	Season	SP
1.	2002	131
2.	2010	130
3.	2011	129
4.	2009	127
5.	2016	126
6.	2013	126
7.	2014	124
8.	2003	123
9.	2015	122
10.	2005	116
11.	2012	114
12.	2008	111
13.	2006	111
14.	2001	111
15.	2007	110

Kills

No.	Season	Kills
1.	2002	1992
2.	2011	1802
3.	2003	1795
4.	2013	1757
5.	2009	1746
6.	2014	1734
7.	2006	1734
8.	2004	1714
9.	2010	1705
10.	2001	1689
11.	2005	1663
12.	2015	1654
13.	2007	1646
14.	2016	1635
15.	2012	1608

Kills/Set

No.	Season	SP	Kills	Kills/Set
1.	2004	109	1714	15.72
2.	2006	111	1734	15.62
3.	2001	111	1689	15.22
4.	2002	131	1992	15.21
5.	2007	110	1646	14.96
6.	2003	123	1795	14.59
7.	2005	116	1663	14.34
8.	2012	114	1608	14.11
9.	2014	124	1734	13.98
10.	2011	129	1802	13.97

11.	2013	126	1757	13.94
12.	2009	127	1746	13.75
13.	2015	122	1654	13.56
14.	2017	109	1442	13.23
15.	2008	111	1460	13.15

Total Attacks

No.	Season	Total Attacks
1.	2011	4754
2.	2002	4612
3.	2003	4592
4.	2005	4546
5.	2010	4467
6.	2013	4304
7.	2016	4223
8.	2004	4178
9.	2001	4138
10.	2006	4115
11.	2015	4113
12.	2007	4106
13.	2014	4092
14.	2009	4038
15.	2017	3994

Attack Percentage

No.	Season	SP	K-E-T	Attack Pct.
1.	2009	127	1746-536-4038	.300
2.	2012	114	1608-526-3927	.276
3.	2014	124	1734-607-4092	.275
4.	2015	122	1654-559-4113	.266
5.	2013	126	1757-610-4304	.266
6.	2006	111	1734-640-4115	.266
7.	2011	129	1802-569-4754	.259
8.	2002	131	1992-801-4612	.258
9.	2016	126	1635-591-4223	.247
10.	2001	111	1689-669-4138	.246
11.	2010	130	1705-632-4467	.240
12.	2008	111	1460-542-3849	.239
13.	2004	109	1714-722-4178	.237
14.	2017	109	1442-510-3944	.236
15.	2007	110	1646-699-4106	.231

Assists

No.	Season	Assists
1.	2002	1869
2.	2003	1671
3.	2013	1635
4.	2014	1625



TEAM STATISTICS (RALLY)

5.	2011	1625
6.	2009	1600
7.	2006	1592
8.	2004	1572
9.	2010	1560
10.	2016	1546
11.	2015	1546
12.	2001	1541
13.	2005	1510
14.	2007	1503
15.	2012	1476

Assists/Set

No.	Season	SP	Assists	Assists/Set
1.	2004	109	1572	14.42
2.	2006	111	1592	14.34
3.	2002	131	1869	14.27
4.	2001	111	1541	13.88
5.	2007	110	1503	13.66
6.	2003	123	1671	13.59
7.	2014	124	1625	13.10
8.	2005	116	1510	13.02
9.	2013	126	1635	12.98
10.	2012	114	1476	12.95
11.	2015	122	1546	12.67
12.	2011	129	1625	12.60
13.	2009	127	1600	12.60
14.	2017	109	1359	12.47
15.	2016	126	1546	12.27

Service Aces

No.	Season	Service Aces
1.	2007	226
2.	2006	225
3.	2009	186
4.	2002	186
5.	2001	181
6.	2005	169
7.	2004	164
8.	2003	158
9.	2013	146
10.	2014	144
11.	2008	141
12.	2010	137
13.	2015	129
14.	2016	124
15.	2012	122

Service Aces/Set

No.	Season	SP	Service Aces	Service Aces/Set
1.	2007	110	226	2.05
2.	2006	111	225	2.03
3.	2001	111	181	1.63
4.	2004	109	164	1.50
5.	2009	127	186	1.46
6.	2005	116	169	1.46
7.	2002	131	186	1.42
8.	2003	123	158	1.28
9.	2008	111	141	1.27
10.	2014	124	144	1.16
11.	2013	126	146	1.16
12.	2012	114	122	1.07
13.	2015	122	129	1.06
14.	2010	130	137	1.05
15.	2016	126	124	0.98

Digs

No.	Season	Digs
1.	2011	2070
2.	2013	1874
3.	2016	1854
4.	2010	1791
5.	2017	1771
6.	2005	1738
7.	2015	1728
8.	2014	1727
9.	2012	1705
10.	2008	1681
11.	2004	1662
12.	2003	1659
13.	2009	1626
14.	2002	1612
15.	2006	1573

Digs/Set

No.	Season	SP	Digs	Digs/Set
1.	2017	109	1771	16.25
1.	2011	129	2070	16.05
2.	2004	109	1662	15.25
3.	2008	111	1681	15.14
4.	2005	116	1738	14.98
5.	2012	114	1705	14.96
6.	2013	126	1874	14.87
7.	2016	126	1854	14.71
8.	2006	111	1573	14.17
9.	2015	122	1728	14.16



TEAM STATISTICS (RALLY)

10.	2001	111	1564	14.09
11.	2014	124	1727	13.93
12.	2010	130	1791	13.78
13.	2003	123	1659	13.49
14.	2007	110	1483	13.48
15.	2009	127	1626	12.80

Solo Blocks

<u>No.</u>	<u>Season</u>	<u>Solo Blocks</u>
1.	2003	103
2.	2005	89
3.	2004	86
4.	2002	70
5.	2008	69
6.	2016	67
7.	2012	66
8.	2009	66
9.	2014	63
10.	2011	63
11.	2013	61
12.	2001	61
13.	2015	53
14.	2006	52
15.	2007	51

Assisted Blocks

<u>No.</u>	<u>Season</u>	<u>Assisted Blocks</u>
1.	2011	644
2.	2015	634
3.	2014	588
4.	2013	572
5.	2016	568
6.	2010	546
7.	2012	497
8.	2009	493
9.	2017	486
10.	2002	464
11.	2005	452
12.	2004	439
13.	2003	438
14.	2001	432
15.	2006	402

Total Blocks

<u>No.</u>	<u>Season</u>	<u>Total Blocks</u>
1.	2011	385
2.	2015	370
3.	2014	357

4.	20016	351
5.	2013	347
6.	2003	322
7.	2010	315
8.	2005	315
9.	2012	314.5
10.	2009	312.5
11.	2004	305.5
12.	2002	302
13.	2017	291
14.	2001	277
15.	2008	257

Blocks/Set

<u>No.</u>	<u>Season</u>	<u>SP</u>	<u>Solo-Ast.-Total</u>	<u>Blocks/Set</u>
1.	2015	122	53-634-370	3.03
2.	2011	129	63-644-385	2.98
3.	2014	124	63-588-357	2.88
4.	2004	109	86-439-305.5	2.80
5.	2016	126	67-568-351	2.79
6.	2012	114	66-497-314.5	2.76
7.	2013	126	61-572-347	2.75
8.	2005	116	89-452-315	2.72
9.	2017	109	48-486-291	2.67
10.	2003	123	103-438-322	2.62
11.	2001	111	61-432-277	2.50
12.	2009	127	66-493-312.5	2.46
13.	2010	130	42-546-315	2.42
14.	2008	111	69-376-257	2.32
15.	2002	131	70-464-302	2.31



CAREER STATISTICAL LEADERS (RALLY)

Sets Played

No.	Player	Season	Total
1.	Duygu Duzceler	2009-12	500
2.	Sarah Wickstrom	2011-14	489
3.	Katie Mosher	2010-14	488
4.	Hailey Luke	2013-16	485
t-5.	Rachael Morgan	2008-11	443
t-5.	Milica Kubura	2014-17	443
7.	Summer Weissing	2004-07	441
8.	Jessica Skower	2003-06	432
9.	Sarah Griffin	2003-06	428
10.	Brianna Barry	2006-09	422
11.	Ashley Neff	2010-13	418
12.	Stephanie Neville	2007-10	415
13.	Cerina Pele	2000-03	414
14.	Nicole Walch	2012-15	413
15.	Jenna Romanelli	2007-10	395

Kills

No.	Player	Season	Total
1.	Nicole Walch	2012-15	1466
2.	Milica Kubura	2014-17	1222
3.	Brianna Barry	2006-09	1128
4.	Makini Thompson	2005-07	1067
5.	Kristen Rust	2002-05	1038
6.	Aisha Carr	2001-04	963
7.	Stephanie Neville	2007-10	957
8.	Rachael Morgan	2008-11	857
9.	Alex Sevillano	2001-02	804
10.	Visnja Djurdjevic	2010-11	764
11.	Erica Bunch	2001-02	754
12.	Mira Djuric	2007, 09	739
13.	Ashley Neff	2010-13	727
14.	Kristin Frye	2001-02	721
15.	Sarah Burrington	2013-15	709

Kills/Set

No.	Player	Season	Sets	K	K/Set
1.	Norisha Campbell	2001	111	488	4.40
2.	Nicole Walch	2012-15	413	1466	3.55
3.	Erica Bunch	2001-02	221	754	3.41
4.	Alex Sevillano	2001-02	242	804	3.32
5.	Makini Thompson	2005-07	328	1067	3.25
6.	Kristen Rust	2002-05	331	1038	3.14
t7.	Mira Djuric	2007, 09	236	739	3.13
t7.	Visnja Djurdjevic	2010-11	244	764	3.13
9.	Andreza Santos	2004-05	151	456	3.02
10.	Kristin Frye	2001-02	240	721	3.00

11.	Jekaterina Stepanova	2010-11	232	694	2.99
13.	Milica Kubura	2014-17	443	1222	2.76
12.	Brianna Barry	2006-09	422	1128	2.67
13.	Cassie McLaughlin	2003-04	182	479	2.63
14.	Aisha Carr	2001-04	368	963	2.62
15.	Amanda Santos	2003-04	213	543	2.55

Total Attacks

No.	Player	Season	Total
1.	Nicole Walch	2012-15	3569
2.	Makini Thompson	2005-07	2802
3.	Milica Kubura	2014-17	2748
4.	Kristen Rust	2002-05	2685
5.	Katie Horton	2014-16	2530
6.	Rachael Morgan	2008-11	2443
7.	Stephanie Neville	2007-10	2416
8.	Brianna Barry	2006-09	2204
9.	Visnja Djurdjevic	2010-11	2074
10.	Sarah Griffin	2003-06	1979
11.	Alex Sevillano	2001-02	1963
12.	Aisha Carr	2001-04	1938
13.	Jekaterina Stepanova	2010-11	1929
14.	Fatma Yildirim	2009-12	1896
15.	Erica Bunch	2001-02	1869

Attack Percentage

min. 500 total attacks

No.	Player	Season	Sets	Kills-Errors-TA	Pct.
t1.	Brianna Barry	2006-09	422	1128-315-2204	.369
t1.	Sarah Burrington	2013-15	364	709-157-1496	.369
3.	Norisha Campbell	2001	111	488-136-961	.366
4.	Sareea Freeman	2009-12	372	666-187-1345	.356
5.	Ashley Neff	2010-13	418	727-201-1584	.332
6.	Amanda Santos	2003-04	213	543-174-1119	.330
7.	Aisha Carr	2001-04	368	963-332-1938	.326
8.	Taryn Knuth	2017-pres.	109	224-63-505	.319
9.	Lauren Young	2006-08, 10	197	254-77-563	.314
10.	Jordana Price	2007-09	307	686-204-1548	.311
11.	Milica Kubura	2014-17	443	1222-388-2748	.303
12.	Mara Green	2012-13, 15-16	273	442-152-982	.298
13.	Dawn Hough	2001-02	187	412-146-927	.287
14.	Elise Walch	2011-13	298	700-232-1665	.281
t15.	Melanie Keil	2015-16	241	302-96-765	.272
t15.	Andreza Santos	2004-05	151	456-153-1112	.272



CAREER STATISTICAL LEADERS (RALLY)

Assists

No.	Player	Season	Total
1.	Jennifer Anderson	2001-03	4027
2.	Jessica Skower	2003-06	2991
3.	Nikki Baker	2006-09	2949
4.	Duygu Duzceler	2009-12	2915
5.	Sarah Wickstrom	2011-14	2915
6.	Hailey Luke	2013-16	2580
7.	Brianne Burkert	2015-pres.	2309
8.	Zrinka Tomic	2005-06	1583
9.	Patricia Figueiredo	2010	619
10.	Lauren Rosenthal	2007	467
11.	Katie Mosher	2010-14	405
12.	Jenna Romanelli	2007-10	172
13.	Kristin Frye	2001-02	139
14.	Summer Weissing	2004-07	134
15.	Sarah Griffin	2003-06	118

Assists/Set

min. 100 sets

No.	Player	Season	Sets	A	A/Set
1.	Jennifer Anderson	2001-03	360	4027	11.19
2.	Zrinka Tomic	2005-06	166	1583	9.54
3.	Nikki Baker	2006-09	335	2949	8.80
4.	Jessica Skower	2003-06	432	2991	6.92
5.	Brianne Burkert	2015-pres.	355	2309	6.50
6.	Sarah Wickstrom	2011-14	489	2915	5.96
7.	Duygu Duzceler	2009-12	500	2915	5.83
8.	Hailey Luke	2013-16	485	2580	5.32
9.	Patricia Figueiredo	2010	130	619	4.76
10.	Cecilie Woie	2014-17	386	329	0.85
11.	Katie Mosher	2010-14	488	405	0.83
12.	Renee Hill	2003-04	121	76	0.63
13.	Kristin Frye	2001-02	240	139	0.58
14.	Cassie McLaughlin	2003-04	182	94	0.52
15.	Jenna Romanelli	2007-10	395	172	0.44

Service Aces

No.	Player	Season	Total
1.	Mira Djuric	2007, 09	149
2.	Sarah Griffin	2003-06	139
3.	Duygu Duzceler	2009-12	135
4.	Alex Sevillano	2001-02	100
t5.	Nicole Walch	2012-15	93
t5.	Sarah Wickstrom	2011-14	93
7.	Summer Weissing	2004-07	87
8.	Kristen Rust	2002-05	83
9.	Hailey Luke	2013-16	82

10.	Jessica Skower	2003-06	78
t11.	Visnja Djurdjevic	2010-11	69
t11.	Kristin Frye	2001-02	69
13.	Malorie Wessel	2006-07	67
14.	Jennifer Anderson	2001-03	65
15.	Ashlee Moon	2007-08	62

Service Aces Per Set

min. 50 sets

Player	Season	Sets	SA	SA/Set	
1.	Mira Djuric	2007, 09	236	149	0.63
2.	Malorie Wessel	2006-07	156	67	0.43
3.	Alex Sevillano	2001-02	242	100	0.41
4.	Cassie McLaughlin	2003-04	182	60	0.33
5.	Sarah Griffin	2003-06	428	139	0.32
6.	Zrinka Tomic	2005-06	166	51	0.31
7.	Ashlee Moon	2007-08	206	62	0.30
8.	Kristin Frye	2001-02	240	69	0.29
9.	Visnja Djurdjevic	2010-11	244	69	0.28
10.	Duygu Duzceler	2009-12	500	135	0.27
11.	Kristen Rust	2002-05	331	83	0.25
12.	Lauren Rosenthal	2007	54	13	0.24
13.	Alex Plummer	2006	107	25	0.23
14.	Nicole Walch	2012-15	413	93	0.23
15.	Brianne Burkert	2015	121	27	0.22

Digs

No.	Player	Season	Total
1.	Katie Mosher	2010-14	2133
2.	Summer Weissing	2004-07	1847
4.	Cecilie Woie	2014-17	1405
5.	Jenna Romanelli	2007-10	1197
6.	Katie Horton	2014-16	1003
7.	Nicole Walch	2012-15	944
8.	Cerina Pele	2000-03	894
9.	Sarah Wickstrom	2011-14	841
10.	Sarah Griffin	2003-06	816
11.	Fatma Yildirim	2009-12	798
12.	Visnja Djurdjevic	2010-11	778
13.	Brianne Burkert	2015-pres.	763
14.	Kristen Rust	2002-05	762
15.	Hailey Luke	2013-16	746

Digs Per Set

min. 50 sets

Player	Season	Sets	D	D/Set	
1.	Katie Mosher	2010-14	488	2133	4.37
2.	Summer Weissing	2004-07	441	1847	4.19



CAREER STATISTICAL LEADERS (RALLY)

3.	Cecilie Woie	2014-17	386	1405	3.64
4.	Ashlee Moon	2007-08	206	670	3.25
5.	Visnja Djurdjevic	2010-11	244	778	3.19
6.	Olivera Medic	2012-13	231	723	3.13
7.	Zrinka Tomic	2005-06	166	514	3.10
8.	Jenna Romanelli	2007-10	395	1197	3.03
9.	Katie Horton	2014-16	361	1003	2.78
10.	Jekaterina Stepanova	2010-11	232	603	2.60
11.	Alex Sevillano	2001-02	242	615	2.54
12.	Fatma Yildirim	2009-12	318	798	2.51
13.	Logan Holanchock	2017	109	265	2.43
14.	Kristen Rust	2002-05	331	762	2.30
15.	Nicole Walch	2012-15	413	944	2.29

Solo Blocks

No.	Player	Season	Total
1.	Ashley Neff	2010-13	87
2.	Aisha Carr	2001-04	75
3.	Brianna Barry	2006-09	72
4.	Amanda Santos	2003-04	60
5.	Sareea Freeman	2009-12	52
6.	Sarah Burrington	2013-15	48
7.	Makini Thompson	2005-07	46
8.	Dawn Hough	2001-02	44
9.	Jordana Price	2007-09	41
10.	Melanie Keil	2015-16	38
11.	Jessica Skower	2003-06	33
12.	Kristen Rust	2002-05	30
13.	Norisha Campbell	2001	28
14.	Nicole Walch	2012-15	26
15.	Mara Green	2012-13, 15-16	25

Assisted Blocks

No.	Player	Season	Total
1.	Ashley Neff	2010-13	525
2.	Sarah Burrington	2013-15	446
3.	Sareea Freeman	2009-12	341
4.	Brianna Barry	2006-09	321
5.	Milica Kubura	2014-17	311
6.	Jordana Price	2007-09	306
7.	Aisha Carr	2001-04	305
8.	Melanie Keil	2015-16	304
9.	Jessica Skower	2003-06	282
10.	Rachael Morgan	2008-11	278
11.	Mara Green	2012-13, 15-16	228
12.	Amanda Santos	2003-04	224
13.	Stephanie Neville	2007-10	223
14.	Nicole Walch	2012-15	185
15.	Katie Horton	2014-16	182

Total Blocks

No.	Player	Season	Total
1.	Ashley Neff	2010-13	612
2.	Sarah Burrington	2013-15	494
3.	Brianna Barry	2006-09	393
4.	Sareea Freeman	2009-12	393
5.	Aisha Carr	2001-04	380
6.	Jordana Price	2007-09	347
7.	Melanie Keil	2015-16	342
8.	Milica Kubura	2014-17	330
9.	Jessica Skower	2003-06	315
10.	Rachael Morgan	2008-11	302
11.	Amanda Santos	2003-04	284
12.	Mara Green	2012-13, 15-16	253
13.	Stephanie Neville	2007-10	234
14.	Nicole Walch	2012-15	211
15.	Dawn Hough	2001-02	210

Blocks Per Set

No.	Player	Season	Sets	S-A-TB	B/Set
1.	<i>Taryn Knuth</i>	<i>2017-pres.</i>	<i>109</i>	<i>22-140-162</i>	<i>1.49</i>
2.	Ashley Neff	2010-13	418	87-525-612	1.46
3.	Melanie Keil	2015-16	241	38-304-342	1.42
4.	Sarah Burrington	2013-15	364	48-446-494	1.36
5.	Amanda Santos	2003-04	213	60-224-284	1.33
6.	Norisha Campbell	2001	111	28-111-139	1.25
7.	Kiara Wright	2014	124	21-127-148	1.19
8.	Jordana Price	2007-09	307	41-306-347	1.13
9.	Dawn Hough	2001-02	187	44-166-210	1.12
t-10.	Elizabeth Pound	2001	53	9-47-56	1.06
t-10.	Sareea Freeman	2009-12	372	52-341-393	1.06
12.	Lauren Scott	2004-05	122	12-116-128	1.05
t-13.	Aisha Carr	2001-04	368	75-305-380	1.03
t-13.	<i>Deja Williams</i>	<i>2017-pres.</i>	<i>88</i>	<i>9-82-91</i>	<i>1.03</i>
t-15.	Mara Green	2012-13, 15-16	273	25-288-253	0.93
t-15.	Brianna Barry	2006-09	422	72-321-393	0.93



SEASON STATISTICAL LEADERS (RALLY)

Sets Played

No.	Player	Season	Total
t1.	Jennifer Anderson	2002	131
t1.	Kristin Frye	2002	131
t1.	Alex Sevillano	2002	131
t4.	Duygu Duzceler	2010	130
t4.	Patricia Figueiredo	2010	130
t4.	Stephanie Neville	2010	130
t7.	Duygu Duzceler	2011	129
t7.	Rachael Morgan	2011	129
t7.	Katie Mosher	2011	129
t7.	Sarah Wickstrom	2011	129
t7.	Jenna Romanelli	2010	129
12.	Jekaterina Stepanova	2011	128
t13.	Ashley Neff	2011	127
t13.	Nikki Baker	2009	127
t13.	Duygu Duzceler	2009	127

Kills

No.	Player	Season	Total
1.	Norisha Campbell	2001	488
2.	Nicole Walch	2014	487
3.	Kristin Frye	2002	469
4.	Nicole Walch	2015	459
5.	Erica Bunch	2002	452
6.	Nicole Walch	2013	447
7.	Makini Thompson	2006	423
8.	Jekaterina Stepanova	2011	421
9.	Alex Sevillano	2002	420
10.	Mira Djuric	2007	419
11.	Visnja Djurdjevic	2010	410
12.	Kristen Rust	2004	388
13.	Alex Sevillano	2001	384
14.	Milica Kubura	2017	381
15.	Milica Kubura	2016	376

Kills/Set

min. 50 sets

No.	Player	Season	Sets	K	K/Set
1.	Norisha Campbell	2001	111	488	4.40
2.	Nicole Walch	2014	122	487	3.99
3.	Makini Thompson	2006	107	423	3.95
4.	Nicole Walch	2015	120	459	3.83
5.	Mira Djuric	2007	110	419	3.81
6.	Kristen Rust	2004	102	388	3.80
7.	Erica Bunch	2002	125	452	3.62
8.	Kristin Frye	2002	131	469	3.58
9.	Nicole Walch	2013	125	447	3.58

10.	Milica Kubura	2017	109	381	3.56
11.	Alex Sevillano	2001	111	384	3.46
12.	Visnja Djurdjevic	2010	120	410	3.42
13.	Andreza Santos	2005	106	356	3.36
14.	Makini Thompson	2007	106	349	3.29
15.	Jekaterina Stepanova	2011	128	421	3.29

Total Attacks

No.	Player	Season	Total
t1.	Nicole Walch	2015	1144
t1.	Nicole Walch	2014	1144
3.	Jekaterina Stepanova	2011	1106
4.	Nicole Walch	2013	1072
5.	Erica Bunch	2002	1071
6.	Katie Horton	2016	1052
7.	Visnja Djurdjevic	2011	1042
8.	Visnja Djurdjevic	2010	1032
9.	Makini Thompson	2006	1005
10.	Kristin Frye	2002	986
11.	Alex Sevillano	2001	986
12.	Alex Sevillano	2002	977
13.	Makini Thompson	2007	969
t14.	Kristen Rust	2004	961
t14.	Norisha Campbell	2001	961

Attack Percentage

min. 100 total attacks

No.	Player	Season	Sets	Kills-Error-TA	Pct.
1.	Brianna Barry	2009	116	289-42-502	.492
2.	Sareea Freeman	2012	114	268-55-486	.438
3.	Sarah Burrington	2014	124	260-47-525	.406
4.	Ashley Neff	2012	114	248-51-518	.380
5.	Norisha Campbell	2001	111	488-136-961	.366
6.	Amanda Santos	2004	109	319-87-638	.364
7.	Ashley Neff	2013	125	225-60-456	.362
8.	Sarah Burrington	2015	116	223-53-477	.356
9.	Jordana Price	2009	123	275-64-595	.355
10.	Brianna Barry	2008	87	246-65-518	.349
11.	Kiara Wright	2014	124	233-79-448	.344
12.	Sarah Burrington	2013	124	226-57-494	.342
13.	Duygu Duzceler	2011	129	56-14-124	.339
14.	Lauren Young	2008	45	73-20-157	.338
15.	Sareea Freeman	2011	125	225-64-484	.333

Assists

No.	Player	Season	Total
1.	Jennifer Anderson	2002	1734
2.	Jennifer Anderson	2001	1401



SEASON STATISTICAL LEADERS (RALLY)

3.	Jessica Skower	2004	1349
4.	Nikki Baker	2008	1209
5.	Zrinka Tomic	2006	1201
6.	Jessica Skower	2005	954
7.	Brianne Burkert	2017	927
8.	Jennifer Anderson	2003	892
9.	Nikki Baker	2007	870
10.	Sarah Wickstrom	2013	854
11.	Duygu Duzceler	2011	787
12.	Sarah Wickstrom	2014	780
13.	Brianne Burkert	2016	771
14.	Duygu Duzceler	2010	763
15.	Nikki Baker	2009	746

Assists/Set

No.	Player	Season	Sets	A	A/Set
1.	Jennifer Anderson	2002	131	1734	13.24
2.	Jessica Skower	2004	106	1349	12.73
3.	Jennifer Anderson	2001	111	1401	12.62
4.	Zrinka Tomic	2006	104	1201	11.55
5.	Nikki Baker	2007	77	870	11.30
6.	Nikki Baker	2008	111	1209	10.89
7.	Lauren Rosenthal	2007	54	467	8.65
8.	Brianne Burkert	2017	109	927	8.50
9.	Jessica Skower	2005	113	954	8.44
10.	Jennifer Anderson	2003	118	892	7.56
11.	Sarah Wickstrom	2013	126	854	6.78
12.	Sarah Wickstrom	2014	120	780	6.50
13.	Nikki Baker	2006	20	124	6.20
14.	Brianne Burkert	2016	125	771	6.17
15.	Zrinka Tomic	2005	62	382	6.16

Service Aces

No.	Player	Season	Total
1.	Mira Djuric	2007	80
2.	Mira Djuric	2009	69
3.	Alex Sevillano	2002	59
t4.	Sarah Griffin	2005	49
t4.	Kristin Frye	2001	49
t6.	Sarah Griffin	2006	44
t6.	Cassie McLaughlin	2003	44
8.	Malorie Wessel	2006	43
t9.	Duygu Duzceler	2009	41
t9.	Alex Sevillano	2001	41
11.	Zrinka Tomic	2006	39
12.	Ashlee Moon	2007	38
13.	Visnja Djurdjevic	2010	36
t14.	Nicole Walch	2014	35
t14.	Duygu Duzceler	2010	35

Service Aces/Set

min. 50 sets

No.	Player	Season	Sets	SA	SA/Set
1.	Mira Djuric	2007	110	80	0.73
2.	Mira Djuric	2009	126	69	0.55
3.	Malorie Wessel	2006	84	43	0.51
4.	Alex Sevillano	2002	131	59	0.45
5.	Kristin Frye	2001	109	49	0.45
6.	Sarah Griffin	2005	116	49	0.42
7.	Sarah Griffin	2006	111	44	0.40
8.	Zrinka Tomic	2006	104	39	0.38
9.	Alex Sevillano	2001	111	41	0.37
10.	Cassie McLaughlin	2003	122	44	0.36
11.	Ashlee Moon	2007	109	38	0.35
t12.	Malorie Wessel	2007	72	24	0.33
t12.	Kristen Rust	2004	102	34	0.33
14.	Duygu Duzceler	2009	127	41	0.32
15.	Visnja Djurdjevic	2010	120	36	0.30

Digs

No.	Player	Season	Total
1.	Katie Mosher	2011	604
2.	Katie Mosher	2014	518
3.	Summer Weissing	2005	513
4.	Jenna Romanelli	2010	507
5.	Katie Mosher	2013	506
6.	Cecilie Woie	2016	500
7.	Katie Mosher	2012	495
8.	Cecilie Woie	2017	476
9.	Ashlee Moon	2008	471
10.	Summer Weissing	2007	468
11.	Summer Weissing	2006	467
12.	Zrinka Tomic	2006	424
13.	Visnja Djurdjevic	2011	421
14.	Katie Horton	2016	416
15.	Cecilie Woie	2015	412

Digs/Set

min. 50 sets

No.	Player	Season	Sets	D	D/Set
1.	Ashlee Moon	2008	97	471	4.86
2.	Katie Mosher	2011	129	604	4.68
3.	Summer Weissing	2005	116	513	4.42
4.	Summer Weissing	2006	106	467	4.41
5.	Katie Mosher	2012	113	495	4.38
6.	Cecilie Woie	2017	109	476	4.37
7.	Katie Mosher	2013	118	506	4.29
8.	Summer Weissing	2007	110	468	4.25



SEASON STATISTICAL LEADERS (RALLY)

9.	Katie Mosher	2014	124	518	4.18
10.	Zrinka Tomic	2006	104	424	4.08
11.	Cecilie Woie	2016	126	500	9.97
12.	Jenna Romanelli	2010	129	507	3.93
13.	Summer Weissing	2004	109	399	3.66
14.	Cecilie Woie	2015	119	412	3.46
15.	Jenna Romanelli	2009	111	381	3.43

Solo Blocks

No.	Player	Season	Total
1.	Aisha Carr	2003	35
t-2.	Amanda Santos	2004	30
t-2.	Amanda Santos	2003	30
t-4.	Dawn Hough	2002	28
t-4.	Norisha Campbell	2001	28
t-6.	Melanie Keil	2016	27
t-6.	Ashley Neff	2013	27
8.	Ashley Neff	2012	26
9.	Makini Thompson	2005	25
10.	Ashley Neff	2011	24
t-11.	Brianna Barry	2009	23
t-11.	Aisha Carr	2002	23
t-13.	Sareea Freeman	2012	22
t-13.	Taryn Knuth	2017	22
t-15.	Kiara Wright	2014	21
t-15.	Brianna Barry	2007	21

Assisted Blocks

No.	Player	Season	Total
1.	Ashley Neff	2011	173
2.	Melanie Keil	2016	167
3.	Sarah Burrington	2014	164
4.	Ashley Neff	2012	158
5.	Sarah Burrington	2015	148
6.	Ashley Neff	2013	147
7.	Jordana Price	2009	141
8.	Taryn Knuth	2017	140
9.	Sareea Freeman	2011	138
10.	Melanie Keil	2015	137
11.	Sarah Burrington	2013	134
12.	Kiara Wright	2014	127
13.	Amanda Santos	2004	117
14.	Rachael Morgan	2011	116
15.	Aisha Carr	2002	113

Total Blocks

No.	Player	Season	Total
1.	Ashley Neff	2011	197
2.	Melanie Keil	2016	194
3.	Ashley Neff	2012	184
4.	Sarah Burrington	2014	178
5.	Ashley Neff	2013	174
6.	Sarah Burrington	2015	167
7.	Taryn Knuth	2017	162
8.	Jordana Price	2009	161
9.	Sareea Freeman	2011	156
10.	Sarah Burrington	2013	149
t-11.	Melanie Keil	2015	148
t-11.	Kiara Wright	2014	148
13.	Amanda Santos	2004	147
14.	Norisha Campbell	2001	139
15.	Amanda Santos	2003	137

Blocks Per Set

No.	Player	Season	Sets	S-A-TB	B/Set
1.	Ashley Neff	2012	114	26-158-184	1.61
t-2.	Melanie Keil	2016	125	27-167-194	1.55
t-2.	Ashley Neff	2011	127	24-173-197	1.55
4.	Taryn Knuth	2017	109	22-140-162	1.49
t-5.	Sarah Burrington	2015	116	19-148-167	1.44
t-5.	Sarah Burrington	2014	124	14-164-178	1.44
7.	Ashley Neff	2013	125	27-147-174	1.39
8.	Amanda Santos	2004	109	30-117-147	1.35
9.	Amanda Santos	2003	104	30-107-137	1.32
10.	Jordana Price	2009	123	20-141-161	1.31
11.	Mara Green	2015	28	2-34-36	1.29
12.	Melanie Keil	2015	116	11-137-148	1.28
13.	Dawn Hough	2001	62	16-63-79	1.27
t14.	Norisha Campbell	2001	111	28-111-139	1.25
t14.	Sareea Freeman	2011	125	18-138-156	1.25



MATCH-BY-MATCH LEADERS (RALLY)

Kills

Player	No.	Opponent / Date
1. Nicole Walch	31	Duke / Oct. 9, 2015
t2. Norisha Campbell	29	Fresno State / Aug. 31, 2001
t2. Norisha Campbell	29	Maryland / Oct. 20, 2001
t2. Kristen Rust	29	North Carolina / Oct. 15, 2004
t5. Alex Sevillano	28	Miami / Sept. 13, 2002
t5. Erica Bunch	28	Clemson / Nov. 22, 2002
7. Makini Thompson	26	Virginia / Nov. 10, 2006
t8. Mira Djuric	25	North Carolina / Oct. 19, 2007
t8. Visnja Djurdjevic	25	Miami / Nov. 26, 2010
t8. Nicole Walch	25	Clemson / Nov. 2, 2014
t11. Makini Thompson	24	NC State / Nov. 17, 2006
t11. Mira Djuric	24	Duke / Nov. 3, 2007
t11. Makini Thompson	24	Duke / Nov. 3, 2007
t11. Brianna Barry	24	Clemson / Oct. 4, 2009
t11. Nicole Walch	24	Marquette / Sept. 6, 2014
t11. Nicole Walch	24	Pittsburgh / Oct. 24, 2014

Total Attacks

Player	No.	Opponent / Date
1. Nicole Walch	64	Duke / Oct. 9, 2015
2. Nicole Walch	61	Louisville / Nov. 15, 2015
t3. Norisha Campbell	59	Fresno State / Aug. 31, 2001
t3. Alex Sevillano	59	Fresno State / Aug. 31, 2001
t3. Kristen Rust	59	North Carolina / Oct. 7, 2005
t3. Makini Thompson	59	Duke / Nov. 3, 2007
t3. Nicole Walch	59	Auburn / Sept. 21, 2013
t3. Nicole Walch	59	North Carolina / Oct. 16, 2015
9. Erica Bunch	58	Clemson / Nov. 22, 2002
t10. Natasha Calkins	58	UCSB / Aug. 26, 2017
t10. Visnja Djurdjevic	57	Virginia Tech / Oct. 29, 2010
t10. Jekaterina Stepanova	57	Miami / Nov. 26, 2010
t10. Nicole Walch	57	Louisville / Oct. 10, 2014
t14. Alex Sevillano	56	Miami / Sept. 13, 2002
t14. Andreza Santos	56	Boston College / Oct. 28, 2005

Attack Percentage

<min. 10 Total Attacks>

Player	Pct. (K-E-TA)	Opponent / Date
1. Mira Djuric	.917	North Carolina / Nov. 23, 2007 (11-0-12)
t2. Jordana Price	.818	Florida A&M / Aug. 29, 2008 (9-0-11)
t2. Brianna Barry	.818	South Dakota State / Sept. 7, 2008 (9-0-11)
t2. Nicole Walch	.818	Central Arkansas / Sept. 13, 2014

t2. Melanie Keil	.818	Coastal Carolina / Sept. 11, 2015 (10-1-11) (9-0-11)
t2. Milica Kubura	.818	Coastal Carolina / Sept. 11, 2015 (9-0-11)
t7. Eric Bunch	.800	NC State / Nov. 11, 2001 (20-0-25)
t7. Jordana Price	.800	Stetson / Aug. 30, 2008 (8-0-10)
t7. Kiara Wright	.800	Syracuse / Nov. 23, 2014 (12-0-15)
10. Ashley Neff	.769	Wake Forest / Sept. 28, 2012 (10-0-13)
11. Milica Kubura	.750	Clemson / Nov. 23, 2016 (18-0-24)
12. Lauren Scott	.750	NC State / Nov. 18, 2005 (9-0-12)
13. Sarah Burrington	.750	Georgia Tech / Nov. 29, 2013 (9-0-12)
14. Aisha Carr	.733	Jacksonville / Sept. 19, 2003 (11-0-15)
t15. Brianna Barry	.727	New Mexico State / Sept. 4, 2009 (8-0-11)
t15. Brianna Barry	.727	Virginia / Sept. 27, 2009 (9-0-11)

Assists

Player	No.	Opponent / Date
1. Jennifer Anderson	87	Clemson / Nov. 22, 2002
2. Jessica Skower	72	Houston / Sept. 10, 2005
t3. Jennifer Anderson	71	LSU / Sept. 20, 2002
t3. Jennifer Anderson	71	Clemson / Oct. 5, 2002
5. Jennifer Anderson	68	Georgia Tech / Oct. 6, 2002
t6. Jennifer Anderson	67	Miami / Sept. 13, 2002
t6. Jessica Skower	67	North Carolina / Nov. 13, 2004
t8. Jennifer Anderson	66	Fresno State / Aug. 31, 2001
t8. Jessica Skower	66	North Carolina / Oct. 15, 2004
t8. Jessica Skower	66	Clemson / Oct. 30, 2004
11. Jennifer Anderson	65	Clemson / Sept. 21, 2001
t12. Jennifer Anderson	64	Maryland / Oct. 11, 2002
t12. Jennifer Anderson	64	North Carolina / Oct. 27, 2002
t12. Nikki Baker	64	Wake Forest / Sept. 30, 2007
t15. Jennifer Anderson	63	Maryland / Oct. 20, 2001
t15. Jennifer Anderson	63	Clemson / Nov. 9, 2002
t15. Jessica Skower	63	Virginia / Nov. 5, 2004



MATCH-BY-MATCH LEADERS (RALLY)

Service Aces

Player	No.	Opponent / Date
t1. Sarah Griffin	7	Boston College / Oct. 28, 2005
t1. Mira Djuric	7	Kansas / Sept. 1, 2007
t3. Kristin Frye	6	Virginia / Nov. 3, 2002
t3. Cassie McLaughlin	6	NC State / Nov. 1, 2003
t3. Summer Weissing	6	George Mason / Sept. 17, 2004
t3. Amanda Santos	6	Virginia Tech / Oct. 22, 2004
t3. Zrinka Tomic	6	North Carolina / Oct. 6, 2006
t3. Jackie BonSalle	6	Virginia Tech / Nov. 12, 2006
t3. Mira Djuric	6	Duke / Sept. 28, 2007
t3. Visnja Djurdjevic	6	North Carolina / Nov. 6, 2011
	5	<i>Last Time:</i>
t11. Nicole Walch	5	Northern Illinois / Sept. 6, 2015

Digs

Player	No.	Opponent / Date
1. Cecilie Woie	40	Illinois State / Aug. 26, 2017
2. Summer Weissing	37	NC State / Nov. 17, 2006
t3. Summer Weissing	35	Duke / Nov. 3, 2007
t3. Ashlee Moon	35	North Carolina / Oct. 17, 2008
5. Katie Mosher	34	Miami / Oct. 5, 2014
6. Katie Mosher	33	Nebraska / Aug. 29, 2014
7. Summer Weissing	32	North Carolina / Nov. 13, 2004
t8. Summer Weissing	30	Boston College / Oct. 28, 2005
t8. Ashlee Moon	30	Clemson / Nov. 14, 2008
t8. Katie Mosher	30	Auburn / Sept. 16, 2014
t11. Cecilie Woie	29	Notre Dame / Oct. 30, 2016
t11. Cecilie Woie	29	Duke / Nov. 18, 2016
t11. Ashlee Moon	29	Miami / Sept. 19, 2008
t11. Katie Mosher	29	Wake Forest / Oct. 2, 2011
t15. Cecilie Woie	28	NC State / Oct. 9, 2016
t15. Summer Weissing	28	Clemson / Oct. 2, 2005
t15. Summer Weissing	28	North Carolina / Nov. 20, 2005
t15. Ashlee Moon	28	Long Beach State / Sept. 4, 2008
t15. Jenna Romanelli	28	North Dakota State / Aug. 29, 2009
t15. Katie Mosher	28	Pepperdine / Sept. 10, 2011
t15. Katie Mosher	28	Purdue / Dec. 9, 2011
t15. Katie Mosher	28	Miami / Nov. 13, 2013

Solo Blocks

Player	No.	Opponent / Date
1. Amanda Santos	7	Maryland / Nov. 14, 2003
2. Aisha Carr	5	Maryland / Nov. 14, 2003
t3. Dawn Hough	4	Maryland / Oct. 20, 2001
t3. Norisha Campbell	4	Maryland / Oct. 20, 2001
t3. Amanda Santos	4	Miami / Oct. 20, 2004

t3. Lauren Richardson	4	Morehead State / Sept. 13, 2008
t3. Brianna Barry	4	Virginia Tech / Oct. 31, 2009
t3. Ashley Neff	4	Maryland / Oct. 21, 2011
t3. Nicole Walch	4	Miami / Oct. 5, 2014
	3	<i>Last Time:</i>
t10. Melanie Keil	3	Pittsburgh / Oct. 16, 2016

Assisted Blocks

Player	No.	Opponent / Date
1. Ashley Neff	13	Georgia Tech / Sept. 1, 2012
t2. Taryn Knuth	12	Clemson / Nov. 22, 2017
t2. Melanie Keil	12	Texas A&M (Sept. 1, 2016
t2. Ashley Neff	12	NC State / Oct. 9, 2011
t2. Sarah Burrington	12	North Carolina / Nov. 1, 2013
t6. Taryn Knuth	11	Notre Dame / Oct. 1, 2017
t6. Jordana Price	11	Wake Forest / Sept. 25, 2008
t6. Lauren Young	11	NC State / Oct. 1, 2010
t6. Marija Milosavljevic	11	Wake Forest / Oct. 2, 2011
t6. Ashley Neff	11	North Carolina / Oct. 7, 2011
t6. Ashley Neff	11	North Carolina / Nov. 1, 2013
t11. Melanie Keil	10	UCF / Aug. 27, 2016
t11. Cassie McLaughlin	10	Arkansas State / Sept. 5, 2003
t11. Amanda Santos	10	Miami / Sept. 19, 2003
t11. Jordana Price	10	Georgia Tech / Oct. 2, 2009
t11. Ashley Neff	10	Kentucky / Aug. 26, 2011
t11. Sarah Burrington	10	Duke / Oct. 25, 2013
t11. Izzy Carmona	10	North Carolina / Nov. 1, 2013
t11. Sarah Burrington	10	Pittsburgh / Oct. 24, 2014
t11. Kiara Wright	10	Pittsburgh / Oct. 24, 2014
t11. Sarah Burrington	10	Georgia Tech / Nov. 25, 2015
t11. Mercedes Vaughn	10	Georgia Tech / Nov. 25, 2015



MATCH-BY-MATCH LEADERS (RALLY / ACC)

Kills

Player	No.	Opponent / Date
1. Nicole Walch	31	Duke / Oct. 9, 2015
t2. Norisha Campbell	29	Maryland / Oct. 20, 2001
t2. Kristen Rust	29	North Carolina / Oct. 15, 2004
4. Makini Thompson	26	Virginia / Nov. 10, 2006
t5. Mira Djuric	25	North Carolina / Oct. 19, 2007
t5. Visnja Djurdjevic	25	Miami / Nov. 26, 2010
t5. Nicole Walch	25	Clemson / Nov. 2, 2014
t8. Makini Thompson	24	NC State / Nov. 17, 2006
t8. Mira Djuric	24	Duke / Nov. 3, 2007
t8. Makini Thompson	24	Duke / Nov. 3, 2007
t8. Brianna Barry	24	Clemson / Oct. 4, 2009
t8. Nicole Walch	24	Pittsburgh / Oct. 24, 2014
t13. Kristen Rust	23	Georgia Tech / Oct. 29, 2004
t13. Makini Thompson	23	Virginia Tech / Oct. 13, 2006
t13. Mira Djuric	23	Virginia / Oct. 27, 2007
t13. Nicole Walch	23	NC State / Oct. 18, 2015

Total Attacks

Player	No.	Opponent / Date
1. Nicole Walch	64	Duke / Oct. 9, 2015
2. Nicole Walch	61	Louisville / Nov. 15, 2015
t3. Kristen Rust	59	North Carolina / Oct. 7, 2005
t3. Makini Thompson	59	Duke / Nov. 3, 2007
t3. Nicole Walch	59	North Carolina / Oct. 16, 2015
t6. Visnja Djurdjevic	57	Virginia Tech / Oct. 29, 2010
t6. Jekaterina Stepanova	57	Miami / Nov. 26, 2010
t6. Nicole Walch	57	Louisville / Oct. 10, 2014
9. Andreza Santos	56	Boston College / Oct. 28, 2005
10. Visnja Djurdjevic	55	Miami / Nov. 26, 2010
t11. Erica Bunch	54	Clemson / Oct. 5, 2002
t11. Kristen Rust	54	Virginia / Nov. 5, 2004
t11. Makini Thompson	54	Virginia / Nov. 10, 2006
t11. Makini Thompson	54	North Carolina / Oct. 19, 2007
t11. Visnja Djurdjevic	54	Wake Forest / Oct. 2, 2011
t11. Nicole Walch	54	Clemson / Oct. 5, 2013
t11. Nicole Walch	54	NC State / Oct. 18, 2015

Attack Percentage

min. 10 Total Attacks

Player	Pct. (K-E-TA)	Opponent / Date
1. Mira Djuric	.917 (11-0-12)	North Carolina / Nov. 23, 2007
t2. Eric Bunch	.800 (20-0-25)	NC State / Nov. 11, 2001
t2. Kiara Wright	.800	Syracuse / Nov. 23, 2014

4. Ashley Neff	(12-0-15) .769	Wake Forest / Sept. 28, 2012
t5. Lauren Scott	(10-0-13) .750	NC State / Nov. 18, 2005
t5. Sarah Burrington	(9-0-12) .750	Georgia Tech / Nov. 29, 2013
7. Brianna Barry	(9-0-12) .727	Virginia / Sept. 27, 2009
t8. Norisha Campbell	(9-0-11) .722	Maryland / Oct. 2, 2001
t8. Sareea Freeman	(14-1-18) .722	Duke / Sept. 30, 2012
t8. Mara Green	(14-1-18) .722	Clemson / Nov. 23, 2016
11. Brianna Barry	(14-1-18) .714	Maryland / Sept. 22, 2006
12. Ashley Neff	(10-0-14) .711	Maryland / Oct. 11, 2013
13. Elise Walch	(8-0-11) .706	Miami / Sept. 14, 2011
14. Milica Kubura	(12-0-17) .704	Virginia / Sept. 22, 2017
t15. Lauren Young	(20-1-27) .700	NC State / Oct. 20, 2007
t15. Lauren Young	(7-0-10) .700	Miami / Sept. 18, 2010
	(7-0-10)	

Assists

Player	No.	Opponent / Date
1. Jennifer Anderson	71	Clemson / Oct. 5, 2002
2. Jennifer Anderson	68	Georgia Tech / Oct. 6, 2002
3. Jessica Skower	67	North Carolina / Nov. 13, 2004
t4. Jessica Skower	66	North Carolina / Oct. 15, 2004
t4. Jessica Skower	66	Clemson / Oct. 30, 2004
6. Jennifer Anderson	65	Clemson / Sept. 21, 2001
t7. Jennifer Anderson	64	Maryland / Oct. 11, 2002
t7. Jennifer Anderson	64	North Carolina / Oct. 27, 2002
t7. Nikki Baker	64	Wake Forest / Sept. 30, 2007
t10. Jennifer Anderson	63	Maryland / Oct. 20, 2001
t10. Jennifer Anderson	63	Clemson / Nov. 9, 2002
t10. Jessica Skower	63	Virginia / Nov. 5, 2004
t13. Jennifer Anderson	62	Wake Forest / Oct. 20, 2002
t13. Lauren Rosenthal	62	Maryland / Nov. 10, 2007
15. Jennifer Anderson	60	Maryland / Sept. 28, 2001



MATCH-BY-MATCH LEADERS (RALLY / ACC)

Service Aces

	<u>Player</u>	<u>No.</u>	<u>Opponent / Date</u>
1.	Sarah Griffin	7	Boston College / Oct. 28, 2005
t2.	Kristin Frye	6	Virginia / Nov. 3, 2002
t2.	Cassie McLaughlin	6	NC State / Nov. 1, 2003
t2.	Amanda Santos	6	Virginia Tech / Oct. 22, 2004
t2.	Zrinka Tomic	6	North Carolina / Oct. 6, 2006
t2.	Jackie BonSalle	6	Virginia Tech / Nov. 12, 2006
t2.	Mira Djuric	6	Duke / Sept. 28, 2007
t2.	Visnja Djurdjevic	6	North Carolina / Nov. 6, 2011
	11 tied with	5	<i>Last Time:</i>
t9.	Nicole Walch	5	Clemson / Nov. 2, 2014

Digs

	<u>Player</u>	<u>No.</u>	<u>Opponent / Date</u>
1.	Summer Weissing	37	NC State / Nov. 17, 2006
t2.	Summer Weissing	35	Duke / Nov. 3, 2007
t2.	Ashlee Moon	35	North Carolina / Oct. 17, 2008
4.	Katie Mosher	34	Miami / Oct. 5, 2014
5.	Summer Weissing	32	North Carolina / Nov. 13, 2004
t6.	Summer Weissing	30	Boston College / Oct. 28, 2005
t6.	Ashlee Moon	30	Clemson / Nov. 14, 2008
t8.	Ashlee Moon	29	Miami / Sept. 19, 2008
t8.	Katie Mosher	29	Wake Forest / Oct. 2, 2011
t10.	Summer Weissing	28	Clemson / Oct. 2, 2005
t10.	Summer Weissing	28	North Carolina / Nov. 20, 2005
t10.	Katie Mosher	28	Miami / Nov. 13, 2013
t13.	Summer Weissing	27	Maryland / Nov. 10, 2007
t13.	Jenna Romanelli	27	Virginia / Oct. 31, 2010
t13.	Katie Mosher	27	Miami / Sept. 7, 2012
t13.	Katie Mosher	27	Virginia / Nov. 8, 2013
t13.	Nicole Walch	27	Duke / Oct. 9, 2015

Solo Blocks

	<u>Player</u>	<u>No.</u>	<u>Opponent / Date</u>
1.	Amanda Santos	7	Maryland / Nov. 14, 2003
2.	Aisha Carr	5	Maryland / Nov. 14, 2003
t3.	Dawn Hough	4	Maryland / Oct. 20, 2001
t3.	Norisha Campbell	4	Maryland / Oct. 20, 2001
t3.	Amanda Santos	4	Miami / Oct. 20, 2004
t3.	Brianna Barry	4	Virginia Tech / Oct. 31, 2009
t3.	Ashley Neff	4	Maryland / Oct. 21, 2011
t3.	Nicole Walch	4	Miami / Oct. 5, 2014
	22 tied with	3	<i>Last Time:</i>
t9.	Mara Green	3	Georgia Tech / Nov. 25, 2016

Assisted Blocks

	<u>Player</u>	<u>No.</u>	<u>Opponent / Date</u>
1.	Ashley Neff	13	Georgia Tech / Sept. 1, 2012
t2.	Ashley Neff	12	NC State / Oct. 9, 2011
t2.	Sarah Burrington	12	North Carolina / Nov. 1, 2013
t4.	Jordana Price	11	Wake Forest / Sept. 25, 2008
t4.	Lauren Young	11	NC State / Oct. 1, 2010
t4.	Marija Milosavljevic	11	Wake Forest / Oct. 2, 2011
t4.	Ashley Neff	11	North Carolina / Oct. 7, 2011
t4.	Ashley Neff	11	North Carolina / Nov. 1, 2013
t9.	Jordana Price	10	Georgia Tech / Oct. 2, 2009
t9.	Sarah Burrington	10	Duke / Oct. 25, 2013
t9.	Izzy Carmona	10	North Carolina / Nov. 1, 2013
t9.	Sarah Burrington	10	Pittsburgh / Oct. 24, 2014
t9.	Kiara Wright	10	Pittsburgh / Oct. 24, 2014
t9.	Sarah Burrington	10	Georgia Tech / Nov. 25, 2015
t9.	Mercedes Vaughn	10	Georgia Tech / Nov. 25, 2015



ALL-TIME PLAYER STATISTICS (ACC)

Player	Year	Sets	K	K/S	AE	TA	Attack Pct.	Asts.	Ast./Set	SA	SE	SA/S	RE	D	D/Set	SB	AB	TB	B/S	BE
ADAMS, Carly	2002	1	0	0.00	1	2	-.500	3	3.00	0	2	0.00	0	1	1.00	0	0	0	0.00	0
AMBROSE, Christina	2015-pres.	139	324	2.33	121	932	.218	5	0.04	1	4	0.01	20	111	0.80	8	69	77	0.55	9
ANDERSON, Jennifer	2000-03	221	75	0.34	37	222	.171	2545	11.52	34	34	0.15	1	322	1.46	2	57	41	0.19	11
ANTHONY, Nikki	2003-04	114	147	1.29	173	782	-.033	8	0.07	3	3	0.03	7	97	0.85	14	35	49	0.43	7
ARNOLD, Laura	1994-97	158	215	1.36	122	697	.133	8	0.05	31	44	0.20	62	334	2.11	1	14	15	0.09	5
AZEVEDO, Luana Ruiz	1999-01	108	33	0.31	22	105	.105	14	0.13	8	16	0.07	21	157	1.45	0	6	3	0.03	0
BAKER, Nikki	2006-09	231	64	0.28	31	219	.151	2159	9.35	32	61	0.14	1	469	2.03	3	63	66	0.29	21
BARRY, Brianna	2006-09	285	743	2.61	229	1486	.346	26	0.09	10	11	0.04	5	114	0.40	55	204	259	0.91	53
BELVIN, Caitlin	2006	5	0	0.00	0	0	.000	0	0.00	0	0	0.00	1	4	0.80	0	0	0	0.00	0
BIGGERS, Trenesha	2002	2	1	0.50	3	7	-.286	0	0.00	0	3	0.00	0	0	0.00	0	1	1	0.50	0
BLOOMGREN, Chrissy	2001	22	4	0.18	3	16	.063	0	0.00	4	3	0.18	1	22	1.00	0	0	--	0.00	0
BOLTEN, Fiona	1997-98	100	66	0.66	27	211	.185	1438	14.38	25	13	0.25	2	291	2.91	3	42	45	0.45	11
BonSALLE, Jackie	2006-07	69	180	2.61	96	508	.165	0	0.00	8	13	0.12	1	25	0.36	3	19	22	0.32	2
BOSSCHAERT, Deanna	1991-94	150	522	3.48	267	1406	.181	39	0.26	57	90	0.38	60	429	2.86	8	55	42	0.28	7
BROUSSARD, Valerie	1993-95	153	335	2.19	127	870	.239	35	0.23	31	41	0.20	7	247	1.61	42	107	149	0.97	31
BUNCH, Erica	1999-02	228	684	3.00	322	1884	.192	25	0.11	27	47	0.12	62	412	1.81	9	82	65	0.29	29
BURKERT, Brianne	2015-pres.	224	140	0.63	68	398	.181	1434	6.40	40	38	0.18	2	466	2.08	7	45	46	0.21	4
BURRINGTON, Sarah	2013-15	211	436	2.07	91	905	.381	11	0.05	14	22	0.07	0	70	0.33	33	272	305	1.45	28
BYRD, Brittany	2006	4	1	0.25	0	2	.500	0	0.00	0	0	0.00	0	0	0.00	0	0	0	0.00	0
CALKINS, Natasha	2016-17	142	267	1.88	95	818	.210	7	0.05	0	0	0.00	1	49	0.35	1	48	49	0.35	9
CAMPBELL, Norisha	1998-01	209	759	3.63	273	1571	.309	16	0.08	2	9	0.01	17	71	0.34	53	154	138	0.66	62
CARMONA, Izzy	2013	62	138	2.23	39	338	.293	2	0.03	0	0	0.00	0	16	0.26	3	50	53	0.85	6
CARR, Aisha	2001-04	186	472	2.54	177	1036	.285	7	0.04	10	30	0.05	5	75	0.40	35	151	186	1.00	27
CICHY, Jennifer	1991-92	29	1	0.03	0	4	.250	1	0.03	2	7	0.07	3	42	1.45	0	0	--	0.00	0
CIRACO, Adria	1991-94	94	173	1.84	75	476	.206	29	0.31	19	42	0.20	33	228	2.43	13	29	41	0.44	9
CLINE, Cathy	2002	6	0	0.00	1	1	-1.000	1	0.17	0	2	0.00	1	12	2.00	0	0	0	0.00	0
COUSINS, Kristine	1991	30	101	3.37	34	277	.242	3	0.10	3	11	0.10	18	105	3.50	2	8	--	0.00	1
COWLING, Sherry	1992	25	32	1.28	5	56	.482	345	13.80	10	4	0.40	0	88	3.52	2	16	--	0.00	1
CRAWFORD, Kim	2003-06	48	0	0.00	0	2	.000	9	0.19	4	12	0.08	18	89	1.85	0	0	0	0.00	0
CULO, Bozena	2016-17	123	44	0.36	26	153	.118	17	0.14	17	27	0.14	20	274	2.23	0	11	11	0.09	2
CUMIN, Brandi	1991	16	10	0.63	2	20	.400	115	7.19	4	2	0.25	0	25	1.56	1	2	--	0.00	1
CURTISS, Lindsay	2003	16	0	0.00	0	0	.000	1	0.06	0	4	0.00	3	9	0.56	0	0	0	0.00	0
DADOWSKI, Caroline	2012-15	21	0	0.00	0	0	.000	3	0.14	1	4	0.05	2	2	0.10	0	0	0	0.00	0
DADOWSKI, Laura	2012-15	178	0	0.00	1	0	.000	8	0.04	19	24	0.11	1	63	0.35	0	0	0	0.00	0
DAVIS, Aurora	2013	1	0	0.00	0	0	.000	0	0.00	0	1	0.00	0	0	0.00	0	0	0	0.00	0
DENBOW, Ashley	2002	1	0	0.00	0	0	.000	0	0.00	1	0	1.00	0	0	0.00	0	0	0	0.00	0
DIAMOND, Patty	1993-96	163	118	0.72	55	383	.164	296	1.82	31	51	0.19	19	419	2.57	6	66	72	0.44	8
DIPERT, Courtney	1996-99	208	5	0.02	6	32	-.031	8	0.04	19	28	0.09	21	260	1.25	0	1	1	0.00	0
DJURDJEVIC, Visnja	2010-11	141	445	3.16	159	1199	.239	44	0.31	40	27	0.28	37	450	3.19	10	63	73	0.52	5
DJURIC, Mira	2007, 09	158	522	3.30	219	1120	.271	64	0.41	104	158	0.66	27	251	1.59	6	70	76	0.48	10
DRZEWIECKI, Alliya	2008	3	0	0.00	1	1	-1.000	0	0.00	0	0	0.00	1	11	3.67	0	0	0	0.00	0
DUDLEY, Drew	2008-09	9	0	0.00	0	0	.000	0	0.00	1	1	0.11	0	2	0.22	0	0	0	0.00	0
DUZCELER, Duygu	2009-12	302	78	0.26	16	190	.326	1763	5.84	81	53	0.27	1	442	1.46	0	0	0	0.00	6
FIGUEIREDO, Patricia	2010	81	12	0.15	6	34	.176	390	4.81	15	9	0.19	0	95	1.17	0	0	0	0.00	2
FREEMAN, Sareea	2009-12	230	441	1.92	113	856	.383	10	0.04	0	0	0.00	2	35	0.15	33	197	230	1.00	35
FRYE, Kristin	1999-02	197	531	2.70	251	1233	.227	98	0.50	59	108	0.30	52	437	2.22	4	101	70	0.36	21
GREEN, Mara	2012-13, 15-16	160	277	1.73	107	622	.272	8	0.05	6	11	0.04	0	55	0.34	18	140	158	0.99	18
GRIFFIN, Sarah	2003-06	276	412	1.49	221	1270	.150	83	0.30	94	130	0.34	118	538	1.95	9	116	125	0.45	16
HAMILTON, Martha	2000	1	0	0.00	0	1	.000	0	0.00	0	0	0.00	0	0	0.00	0	0	0	0.00	0
HAUER, Karlie	2014-15	63	69	1.10	26	226	.190	9	0.14	2	2	0.03	3	56	0.89	0	34	34	0.54	5
HAWKS, Susan	1995-98	158	404	2.56	105	955	.313	9	0.06	119	58	0.75	9	208	1.32	39	124	163	1.03	22
HEMLEPP, Katie	1997-98	68	153	2.25	87	427	.155	22	0.32	19	38	0.28	12	145	2.13	0	24	24	0.35	2
HIBBARD, Jamie	1999-00	120	56	0.47	18	135	.281	1015	8.46	24	23	0.20	2	282	2.35	1	25	26	0.22	7
HILL, Renee	2003-04	67	33	0.49	12	110	.191	30	0.45	0	8	0.00	15	137	2.04	1	7	8	0.12	3
HOLANCHOCK, Logan	2017	73	1	0.01	0	6	.167	7	.010	14	10	0.19	20	179	2.45	0	1	1	0.01	0
HORTON, Katie	2014-16	213	536	2.52	205	1497	.220	40	0.19	38	59	0.18	55	621	2.92	10	107	117	0.55	4
HOUGH, Dawn	1999-02	179	368	2.06	135	879	.265	18	0.10	30	52	0.17	22	120	0.67	49	143	162	0.91	20
ISRAEL, Karyn	2014-15	6	0	0.00	0	0	.000	14	2.33	0	4	0.00	0	5	0.83	0	0	0	0.00	0
JACKSON, Tiana	2017-pres.	19	30	1.58	5	50	.500	0	0.00	0	0	0.00	0	2	0.11	3	14	17	0.89	0
JOHNSON, Susan	1994-97	96	178	1.85	75	518	.199	11	0.11	21	39	0.22	28	135	1.41	9	45	54	0.56	10
JONES, Jennifer	1991-92	21	1	0.05	1	3	.000	1	0.05	3	5	0.14	0	23	1.10	0	1	--	0.00	0
KEIL, Melanie	2015-16	146	177	1.21	53	452	.283	23	0.16	17	11	0.12	0	69	0.47	26	186	212	1.45	9
KUBURA, Milica	2014-17	275	786	2.86	232	1745	.317	16	0.06	1	6	0.00	0	136	0.49	14	218	232	0.84	17
KNUTH, Taryn	2017-pres.	73	150	2.05	39	337	.329	12	0.16	11	14	0.15	1	49	0.67	15	103	118	1.62	13
LOTARSKI, Catie	1991-94	73	67	0.92	45	255	.086	19	0.26	20	19	0.27	26	122	1.67	5	21	19	0.26	6
LUKE, Hailey	2013-16	292	31	0.11	8	91	.226	1571	5.38	56	35	0.19	0	453	1.55	1	5	6	0.02	2



ALL-TIME PLAYER STATISTICS (ACC)

Player	Year	Sets	K	K/S	AE	TA	Attack Pct.	Asts.	Ast/Set	SA	SE	SA/S	RE	D	D/Set	SB	AB	TB	B/S	BE
McCALL, Jennifer	1991-93	94	107	1.14	46	273	.223	831	8.84	29	12	0.31	12	253	2.69	5	41	32	0.34	6
McCARTHY, Maureen	1994-96	96	81	0.84	23	233	.249	1332	13.88	33	76	0.34	0	250	2.60	7	32	39	0.41	10
McDONALD, Danielle	2004	2	0	0.00	3	4	-.750	0	0.00	0	0	0.00	0	0	0.00	0	0	0	0.00	0
McLAUGHLIN, Cassie	2003-04	91	255	2.80	138	649	.180	47	0.52	29	67	0.32	22	177	1.95	2	38	40	0.44	10
MEDIC, Olivera	2012-13	144	251	1.74	108	761	.188	28	0.19	30	27	0.21	39	492	3.42	5	50	55	0.38	8
MEYER, Ashley	2001-04	20	21	1.05	4	47	.362	2	0.10	1	7	0.05	0	3	0.15	3	12	15	0.75	4
MIKESKY, Leah	2013	39	57	1.46	31	172	.151	2	0.05	6	6	0.15	4	62	1.59	2	17	19	0.49	2
MILOSAVLJEVIC, Marija	2010-12	99	140	1.41	62	431	.181	6	0.06	7	15	0.07	1	38	0.38	2	79	81	0.82	4
MILJEVIC, Stasa	2016	26	22	0.85	7	65	.231	1	0.04	0	0	0.00	0	4	0.15	0	13	13	0.50	2
MINKO, Christy	1995-97	155	8	0.05	7	34	.029	4	0.03	17	26	0.11	24	283	1.83	0	1	1	0.01	0
MOON, Ashlee	2007-08	159	4	0.03	8	26	-.154	37	0.23	49	51	0.31	50	547	3.44	0	0	0	0.00	0
MORGAN, Rachael	2008-11	259	525	2.03	179	1508	.229	23	0.09	36	37	0.14	16	262	1.01	12	167	179	0.69	9
MOSHER, Katie	2010-14	282	16	0.06	7	69	.130	221	0.78	23	36	0.08	51	1259	4.46	0	2	2	0.01	1
NEFF, Ashley	2010-13	261	448	1.72	135	1010	.310	13	0.05	0	0	0.00	0	46	0.18	60	332	392	1.50	21
NEVILLE, Stephanie	2007-10	273	635	2.33	207	1666	.257	33	0.12	2	5	0.01	10	152	0.56	9	143	152	0.56	7
NIEKAMP, Abby	2008	26	34	1.31	24	116	.086	2	0.08	0	0	0.00	0	9	0.35	2	6	8	0.31	1
OMAR, Kameelah	2001-03	164	5	0.03	3	22	.091	19	0.12	24	48	0.15	39	266	1.62	0	1	1	0.01	0
ORLOWSKI, Jennifer	2002	22	0	0.00	1	2	-.500	0	0.00	3	8	0.14	4	36	1.64	0	1	1	0.05	0
PELE, Cerina	2000-03	217	14	0.06	10	82	.049	42	0.19	7	12	0.03	55	503	2.32	0	2	2	0.01	1
PLUMMER, Alex	2006	80	0	0.00	5	32	-.156	12	0.15	14	14	0.18	11	137	1.71	0	0	0	0.00	0
POUND, Elizabeth	1999-01	107	107	1.00	41	297	.222	34	0.32	16	35	0.15	15	95	0.89	11	48	27	0.25	17
PREOCANIN, Sonia	1993-95	22	18	0.82	17	60	.017	9	0.41	9	4	0.41	2	28	1.27	0	6	6	0.27	2
PRESBERRY (Washington), LaToya	1995-98	184	733	3.98	291	1872	.280	69	0.38	36	57	0.20	87	551	2.99	6	88	94	0.51	13
PRICE, Jordana	2007-09	201	475	2.36	149	1074	.304	15	0.07	3	11	0.01	1	44	0.22	27	194	221	1.10	25
RAMOS, Luiza	1991-94	147	650	4.42	347	1571	.193	43	0.29	63	107	0.43	35	641	4.36	11	43	28	0.19	9
RARD, Franci	1993	27	83	3.07	36	238	.197	11	0.41	4	8	0.15	5	103	3.81	0	7	7	0.26	3
RICHARDSON, Lauren	2007-09	133	344	2.59	153	1022	.187	20	0.15	31	25	0.23	29	281	2.11	10	35	45	0.34	7
RICKERTSEN, Sarah	1995-98	155	37	0.24	21	130	.123	26	0.17	21	20	0.14	21	292	1.88	1	18	19	0.12	1
RIVERA, Gabrielle	2005	52	78	1.50	41	202	.183	4	0.08	9	24	0.17	0	29	0.56	5	43	48	0.92	8
ROMANELLI, Jennai	2007-10	262	3	0.01	1	9	.222	103	0.39	30	83	0.11	78	777	2.97	0	0	0	0.00	0
ROSENTHAL, Lauren	2007	30	14	0.47	9	49	.102	264	8.80	8	7	0.27	0	37	1.23	0	8	8	0.27	0
ROYSTER-CROCKETT, Mari	2005	31	57	1.84	29	164	.171	4	0.13	10	17	0.32	0	32	1.03	2	5	7	0.23	0
RUST, Kristen Rust	2002-05	205	632	3.08	325	1664	.184	67	0.33	45	96	0.22	48	510	2.49	16	79	95	0.46	3
SANTOS, Amanda	2003-04	111	278	2.50	102	606	.290	17	0.15	24	50	0.22	1	117	1.05	38	98	136	1.23	18
SANTOS, Andreza	2004-05	117	376	3.21	116	903	.288	30	0.26	17	16	0.15	4	126	1.08	17	63	80	0.68	8
SAUNIER, Kacey	2015	1	0	0.00	0	0	.000	0	0.00	0	1	0.00	0	1	1.00	0	0	0	0.00	0
SCHNEIDER, Holly	1995-98	251	964	3.84	385	2676	.216	37	0.15	88	133	0.35	82	861	3.43	22	76	98	0.39	19
SCOTT, Lauren	2004-05	99	210	2.12	93	487	.240	5	0.05	3	10	0.03	1	36	0.36	10	93	103	1.04	10
SEVILLANO, Alex	1999-02	226	548	2.42	262	1378	.208	20	0.09	77	110	0.34	55	493	2.18	5	53	39	0.17	1
SKOWER, Jessica	2003-06	282	329	1.17	126	871	.233	1889	6.70	53	86	0.19	34	307	1.09	21	180	201	0.71	32
STEPANOVA, Jekaterina	2010-11	136	399	2.93	153	1120	.220	23	0.17	15	32	0.11	45	335	2.46	6	50	56	0.41	14
STEVENS, Bianca	1991-92	53	166	3.13	71	376	.253	8	0.15	8	12	0.15	3	85	1.60	23	41	--	0.00	12
SULLIVAN, Madison	2016-pres.	49	2	0.04	0	5	.400	6	0.12	5	5	0.10	7	58	1.18	0	0	0	0.00	0
THOMPSON, Makini	2005-07	245	854	3.49	291	2239	.251	16	0.07	12	19	0.05	18	175	0.71	36	66	102	0.42	10
THORNTON, Aisha	1996-99	213	747	3.51	253	1526	.324	16	0.08	6	27	0.03	2	106	0.50	85	155	240	1.13	52
TJETJENS, Annie	2017-pres.	65	3	0.05	1	10	.200	215	3.31	2	14	0.03	0	102	1.57	0	0	0	0.00	0
TOMIC, Zrinka	2005-06	126	102	0.81	29	240	.304	1205	9.56	36	27	0.29	0	253	2.01	3	42	45	0.36	7
VAUGHN, Mercedes	2014-15	119	208	1.75	89	524	.227	4	0.03	0	0	0.00	0	60	0.50	5	105	110	0.92	14
VISSER, Tara	1999	10	4	0.40	2	6	.333	58	5.80	1	1	0.10	0	13	1.30	0	1	1	0.10	0
WALCH, Elise	2011-13	174	414	2.38	137	948	.292	3	0.02	3	0	0.02	0	64	0.37	2	100	102	0.59	8
WALCH, Nicole	2012-15	239	809	3.38	294	1974	.261	26	0.11	53	70	0.22	85	520	2.18	17	103	120	0.50	9
WALKER, Lauren	2005-06	47	1	0.02	0	1	1.000	3	0.06	0	0	0.00	5	56	1.19	0	0	0	0.00	0
WEISSING, Summer	2004-07	309	6	0.02	2	37	.108	101	0.33	56	104	0.18	85	1387	4.49	0	0	0	0.00	0
WERRICK, Jennifer	1997-00	190	691	3.64	331	1775	.203	29	0.15	46	49	0.24	64	617	3.25	3	62	65	0.34	5
WESSEL, Malorie	2006-07	113	143	1.27	85	365	.159	26	0.23	44	87	0.39	18	166	1.47	2	14	16	0.14	6
WICKSTROM, Sarah	2011-14	282	8	0.03	4	41	.098	1726	6.12	53	36	0.19	0	486	1.72	0	0	0	0.00	4
WILLIAMS, Deja	2017-pres.	58	50	0.86	18	131	.244	1	0.02	0	0	0.00	0	10	0.17	9	56	65	1.12	7
WILSON, Taylor	2007-10	174	6	0.03	3	17	.176	37	0.21	16	13	0.09	25	189	1.09	0	1	1	0.01	0
WOIE, Cecilie	2014-17	245	3	0.01	0	15	.200	205	0.84	24	21	0.10	36	892	3.64	0	0	0	0.00	0
WRIGHT, Kiara	2014	67	140	2.09	45	262	.363	0	0.00	0	0	0.00	1	19	0.28	14	73	87	1.30	12
YILDIRIM, Fatma	2009-12	203	421	2.07	169	1217	.207	33	0.16	16	37	0.08	38	510	2.51	4	67	71	0.35	15
YOUNG, Lauren	2007-10	145	200	1.38	56	443	.325	5	0.03	0	0	0.00	1	25	0.17	14	111	125	0.86	14
ZINKIL, Vicki	1991-93	99	269	2.72	94	691	.253	19	0.19	11	16	0.11	12	185	1.87	33	93	77	0.78	22
ZUBER, Courtney	2009	6	0	0.00	0	0	.000	0	0.00	0	0	0.00	1	5	0.83	0	0	0	0.00	0
ZULUETA, Kensy	1996-99	125	74	0.59	31	244	.176	1054	8.43	30	55	0.24	7	225	1.80	1	36	37	0.30	5

<Note: The list includes all Florida State freshmen volleyball players who appeared in Atlantic Coast Conference since the program joined the league prior to the start of the 1991 season.>

* - note current players are in bold/italics



TEAM STATISTICS (ACC)

Sets Played

No.	Season	SP
1.	2005	86
2.	2007	84
3.	2010	81
4.	2006	80
5.	2016	78
6.	2008	76
7.	2009	75
t8.	2011	74
t8.	2015	74
t10.	2017	73
t10.	2013	73
12.	2012	72
13.	2000	71
14.	2014	67
t15.	1996	64
t15.	2004	64

Kills

No.	Season	Kills
1.	2007	1306
2.	2005	1262
3.	2006	1259
4.	2000	1109
5.	1998	1100
6.	2009	1059
7.	2011	1057
8.	2004	1040
9.	1996	1038
10.	2016	1032
11.	2012	1031
12.	2013	1026
13.	2010	1018
14.	2015	1015
15.	2008	1008

Kills/Set

No.	Season	SP	Kills	Kills/Set
1.	1998	61	1100	18.03
2.	1992	25	437	17.48
3.	1993	48	796	16.58
4.	1997	61	992	16.26
5.	2004	64	1040	16.25
6.	1996	64	1038	16.22
7.	2002	62	978	15.77
8.	2006	80	1259	15.74
9.	2000	71	1109	15.62

10.	2007	84	1306	15.55
11.	2001	62	936	15.10
12.	1995	62	922	14.87
13.	1994	58	862	14.86
14.	2005	86	1262	14.67
15.	2003	61	891	14.61

Total Attacks

No.	Season	Total Attacks
1.	2005	3430
2.	2007	3221
3.	2006	3044
4.	1996	2798
5.	2000	2780
6.	2010	2764
7.	2008	2742
8.	2011	2730
9.	1998	2706
10.	2016	2640
11.	2017	2602
12.	1997	2562
13.	2004	2537
14.	2012	2525
15.	1995	2518

Attack Percentage

No.	Season	SP	K-E-T	Attack Pct.
1.	2009	75	1059-307-2444	0.308
2.	2013	73	1026-325-2481	0.283
3.	2012	72	1031-346-2525	0.271
4.	2015	74	1015-337-2506	0.271
5.	2014	67	941-336-2250	0.269
6.	2001	62	936-361-2200	0.261
7.	2002	62	978-394-2244	0.260
8.	1998	61	1100-400-2706	0.259
t9.	1992	25	437-183-998	0.255
t9.	2006	80	1259-484-3044	0.255
t9.	2011	74	1057-360-2730	0.255
t9.	2016	78	1032-360-2640	0.255
12.	2017	73	980-328-2602	0.251
13.	1997	61	992-369-2562	0.243
14.	2007	84	1306-527-3221	0.242
15.	2004	64	1040-433-2537	0.239



TEAM STATISTICS (ACC)

Assists

No.	Season	Assists
1.	2007	1204
2.	2006	1161
3.	2005	1142
4.	2000	992
5.	1998	991
6.	2016	978
7.	2009	965
8.	2011	959
9.	2004	957
10.	2015	953
11.	2013	952
t12.	2010	946
t12.	2012	946
14.	2008	932
t15.	2017	925
t15.	2002	925

Assists/Set

No.	Season	SP	Assists	Assists/Set
1.	1998	61	991	16.25
2.	1992	25	387	15.48
3.	1993	48	740	15.42
4.	2004	64	957	14.95
5.	2002	62	925	14.92
6.	2006	80	1161	14.51
7.	2007	84	1204	14.33
8.	1997	61	870	14.26
9.	1996	64	904	14.13
10.	2000	71	992	13.97
11.	2001	62	853	13.76
12.	2003	61	838	13.74
13.	1995	62	828	13.35
14.	2005	86	1142	13.28
15.	2014	67	885	13.21

Service Aces

No.	Season	Service Aces
1.	2007	177
2.	2006	146
3.	2005	138
4.	2001	113
5.	1997	110
6.	1994	107
7.	2009	107
8.	1996	104
9.	1998	96

10.	2000	94
11.	2013	91
t12.	1993	90
t12.	2002	90
t14.	2004	88
t14.	2008	88

Service Aces/Set

No.	Season	SP	Service Aces	Service Aces/Set
1.	2007	84	177	2.11
2.	1993	48	90	1.88
3.	1994	58	107	1.84
4.	2006	80	146	1.83
t5.	1991	34	62	1.82
t5.	2001	62	113	1.82
7.	1997	61	110	1.80
8.	1992	25	43	1.72
9.	1996	64	104	1.63
10.	2005	86	138	1.60
11.	1998	61	96	1.57
12.	2002	62	90	1.45
13.	2009	75	107	1.43
14.	2004	64	88	1.38
15.	2000	71	94	1.32

Digs

No.	Season	Digs
1.	2005	1303
2.	2008	1223
3.	2007	1210
4.	2016	1207
5.	2011	1194
6.	2006	1193
7.	2017	1151
8.	2012	1116
9.	2013	1109
10.	2010	1099
11.	1998	1076
12.	1997	1068
13.	2000	1065
14.	1996	1064
15.	2015	1042



TEAM STATISTICS (ACC)

Digs/Set

No.	Season	SP	Digs	Digs/Set
1.	1992	25	525	21.00
2.	1993	48	899	18.73
3.	1998	61	1076	17.64
4.	1997	61	1068	17.51
5.	1994	58	977	16.84
6.	1991	34	569	16.74
7.	1996	64	1064	16.63
8.	1995	62	1015	16.37
9.	2011	74	1194	16.14
10.	2008	76	1223	16.09
11.	2017	73	1151	15.77
12.	2012	72	1116	15.50
13.	2004	64	991	15.48
14.	2016	78	1207	15.47
15.	2013	73	1109	15.19

Solo Blocks

No.	Season	Solo Blocks
1.	2005	65
2.	2004	57
3.	2000	52
4.	1996	50
4.	1999	50
6.	2003	47
6.	2016	47
8.	1998	46
9.	2008	45
10.	2006	44
11.	2012	43
12.	1994	42
12.	2007	42
14.	2009	41
14.	2014	41

Assisted Blocks

No.	Season	Assisted Blocks
1.	2015	393
2.	2011	390
3.	2016	360
4.	2013	356
5.	2005	352
6.	2017	348
7.	2014	327
8.	2010	326
9.	2012	311
10.	2009	301

11.	2006	274
12.	2004	240
13.	2007	234
14.	2000	228
15.	2008	225

Total Blocks

No.	Season	Total Blocks
1.	2005	241
2.	2011	232
3.	2015	231.5
4.	2016	227
5.	2013	217
6.	2017	209
7.	2014	204.5
8.	2012	198.5
9.	2010	192
10.	2009	191.5
11.	2006	181
12.	2004	177
13.	2000	166
14.	2007	159
15.	1998	158

Blocks/Set

No.	Season	SP	Solo-Ast.-Total	Blocks/Set
1.	1991	34	37-102-107	3.15
2.	2011	74	37-390-232	3.14
3.	2015	74	35-393-231.5	3.13
4.	2014	67	41-327-204.5	3.05
5.	2013	73	39-356-217	2.97
6.	2016	78	47-360-227	2.91
7.	2017	73	35-348-209	2.86
8.	2005	86	65-352-241	2.80
9.	2004	64	57-240-177	2.77
10.	2012	72	43-311-198.5	2.76
11.	1993	48	40-174-127	2.65
12.	1998	61	46-223-158	2.59
13.	2009	75	41-301-191.5	2.55
14.	2010	81	29-326-192	2.37
15.	2000	71	52-228-166	2.34



CAREER STATISTICAL LEADERS (ACC)

Sets Played

No.	Player	Season	Total
1.	Summer Weissing	2004-07	309
2.	Duygu Duzceler	2009-12	302
3.	Brianna Barry	2006-09	285
t4.	Katie Mosher	2010-14	282
t4.	Jessica Skower	2003-06	282
t4.	Sarah Wickstrom	2011-14	282
7.	Sarah Griffin	2003-06	276
8.	Milica Kubura	2014-17	275
9.	Stephanie Neville	2007-10	273
10.	Jenna Romanelli	2007-10	262
11.	Ashley Neff	2010-13	261
12.	Rachael Morgan	2008-11	259
13.	Holly Schneider	1995-98	251
t14.	Cecilie Woie	2014-17	245
t14.	Makini Thompson	2005-07	245

Kills

No.	Player	Season	Total
1.	Holly Schneider	1995-98	964
2.	Makini Thompson	2005-07	854
3.	Nicole Walch	2012-15	809
4.	Milica Kubura	2014-17	786
5.	Norisha Campbell	1998-01	759
6.	Aisha Thornton	1996-99	747
7.	Brianna Barry	2006-09	743
8.	LaToya Presberry (Washington)	1995-98	733
9.	Jennifer Werrick	1997-00	691
10.	Erica Bunch	1999-02	684
11.	Luiza Ramos	1991-94	650
12.	Stephanie Neville	2007-10	635
13.	Kristen Rust	2002-05	632
14.	Alex Sevillano	1999-02	548
15.	LaToya Presberry	1995-97	538

Kills/Set

No.	Player	Season	Sets	K	K/Set
1.	Luiza Ramos	1991-94	147	650	4.42
2.	LaToya Presberry (Washington)	1995-97	124	538	3.98
3.	Holly Schneider	1995-98	251	964	3.84
4.	Jennifer Werrick	1997-00	190	691	3.64
5.	Norisha Campbell	1998-01	209	759	3.63
6.	Aisha Thornton	1996-99	213	747	3.51
7.	Makini Thompson	2005-07	245	854	3.49
8.	Deanna Bosschaert	1991-94	150	522	3.48
9.	Nicole Walch	2012-15	239	809	3.38

10.	Kristine Cousins	1991	30	101	3.37
11.	Mira Djuric	2007, 09	158	522	3.30
12.	Andreza Santos	2004-05	117	376	3.21
13.	Visnja Djurdjevic	2010-11	141	445	3.16
14.	Bianca Stevens	1991-92	53	166	3.13
15.	Kristen Rust	2002-05	205	632	3.08

Total Attacks

No.	Player	Season	Total
1.	Holly Schneider	1995-98	2676
2.	Makini Thompson	2005-07	2239
3.	Nicole Walch	2012-15	1974
4.	Erica Bunch	1999-02	1884
5.	LaToya Presberry (Washington)	1995-97	1872
6.	Jennifer Werrick	1997-00	1775
7.	Milica Kubura	2014-17	1745
8.	Stephanie Neville	2007-10	1666
9.	Kristen Rust	2002-05	1664
10.	Norisha Campbell	1998-01	1571
11.	Luiza Ramos	1991-94	1571
12.	Aisha Thornton	1996-99	1526
13.	Rachael Morgan	2008-11	1508
14.	Katie Horton	2014-16	1497
15.	Brianna Barry	2006-09	1486

Attack Percentage

min. 500 total attacks

No.	Player	Season	Sets	Kills-Errors-TA	Pct.
1.	Sareea Freeman	2009-12	230	441-113-856	.383
2.	Sarah Burrington	2013-15	211	436-91-905	.381
3.	Brianna Barry	2006-09	285	743-229-1486	.346
4.	Aisha Thornton	1996-99	213	747-253-1526	.324
5.	Milica Kubura	2014-17	275	786-232-1745	.317
6.	Susan Hawks	1995-98	158	404-105-955	.313
7.	Ashley Neff	2010-13	261	448-135-1010	.310
8.	Norisha Campbell	1998-01	209	759-273-1571	.309
9.	Jordana Price	2007-09	201	475-149-1074	.304
10.	Elise Walch	2011-13	174	414-137-948	.292
11.	Amanda Santos	2003-04	111	278-102-606	.290
12.	Andreza Santos	2004-05	117	376-116-903	.288
13.	Aisha Carr	2001-04	186	472-177-1036	.285
14.	Melanie Keil	2015-16	146	177-53-452	.283
15.	Latoya Presberry (Washington)	1995-98	184	733-209-1872	.280



CAREER STATISTICAL LEADERS (ACC)

Assists

No.	Player	Season	Total
1.	Jennifer Anderson	2000-03	2545
2.	Nikki Baker	2006-09	2159
3.	Jessica Skower	2003-06	1889
4.	Duygu Duzceler	2009-12	1763
5.	Sarah Wickstrom	2011-14	1726
6.	Hailey Luke	2013-16	1571
7.	Fiona Bolten	1997-98	1438
8.	Brianne Burkert	2015-pres.	1434
9.	Maureen McCarthy	1994-96	1332
10.	Zrinka Tomic	2005-06	1205
11.	Kensy Zulueta	1996-99	1054
12.	Jamie Hibbard	1999-00	1015
13.	Jennifer McCall	1991-93	831
14.	Patricia Figueiredo	2010	390
15.	Sherry Cowling	1992	345

Assists/Set *min. 100 sets*

No.	Player	Season	Sets	A	A/Set
1.	Fiona Bolten	1997-98	100	1438	14.38
2.	Maureen McCarthy	1994-96	96	1332	13.88
3.	Sherry Cowling	1992	25	345	13.80
4.	Jennifer Anderson	2000-03	221	2545	11.52
5.	Zrinka Tomic	2005-06	126	1205	9.56
6.	Nikki Baker	2006-09	231	2159	9.35
7.	Jennifer McCall	1991-93	94	831	8.84
8.	Lauren Rosenthal	2007	30	264	8.80
9.	Jamie Hibbard	1999-00	120	1015	8.46
10.	Kensy Zulueta	1996-99	125	1054	8.43
11.	Brandi Cumin	1991	16	115	7.19
12.	Jessica Skower	2003-06	282	1889	6.70
13.	Brianne Burkert	2015-pres.	224	1434	6.40
14.	Sarah Wickstrom	2011-14	282	1726	6.12
15.	Duygu Duzceler	2009-12	302	1763	5.84

Service Aces

No.	Player	Season	Total
1.	Susan Hawks	1995-98	119
2.	Mira Djuric	2007, 09	104
3.	Sarah Griffin	2003-06	94
4.	Holly Schneider	1995-98	88
5.	Duygu Duzceler	2009-12	81
6.	Alex Sevillano	1999-02	77
7.	Luiza Ramos	1991-94	63
8.	Kristin Frye	1999-02	59
9.	Deanna Bosschaert	1991-94	57

t10.	Summer Weissing	2004-07	56
t10.	Hailey Luke	2013-16	56
t12.	Jessica Skower	2003-06	53
t12.	Nicole Walch	2012-15	53
t12.	Sarah Wickstrom	2011-14	53
15.	Ashlee Moon	2007-08	49

Service Aces Per Set *min. 50 sets*

No.	Player	Season	Sets	SA	SA/Set
1.	Susan Hawks	1995-98	158	119	0.75
2.	Mira Djuric	2007, 09	158	104	0.66
3.	Luiza Ramos	1991-94	147	63	0.43
4.	Malorie Wessel	2006-07	113	44	0.39
5.	Deanna Bosschaert	1991-94	150	57	0.38
6.	Holly Schneider	1995-98	251	88	0.35
t7.	Maureen McCarthy	1994-96	96	33	0.34
t7.	Alex Sevillano	1999-02	226	77	0.34
t7.	Sarah Griffin	2003-06	276	94	0.34
10.	Cassie McLaughlin	2003-04	91	29	0.32
t11.	Jennifer McCall	1991-93	94	29	0.31
t11.	Ashlee Moon	2007-08	159	49	0.31
13.	Kristin Frye	1999-02	197	59	0.30
14.	Zrinka Tomic	2005-06	126	36	0.29
t15.	Visnja Djurdjevic	2010-11	141	40	0.28
t15.	Katie Hemlepp	1997-98	68	19	0.28

Digs

No.	Player	Season	Total
1.	Summer Weissing	2004-07	1387
2.	Katie Mosher	2010-14	1259
3.	Cecilie Woie	2014-17	892
4.	Holly Schneider	1995-98	861
5.	Jenna Romanelli	2007-10	777
6.	Luiza Ramos	1991-94	641
7.	Katie Horton	2014-16	621
8.	Jennifer Werrick	1997-00	617
9.	LaToya Presberry (Washington)	1995-98	551
10.	Ashlee Moon	2007-08	547
11.	Sarah Griffin	2003-06	538
12.	Nicole Walch	2012-15	520
t13.	Kristen Rust	2002-05	510
t13.	Fatma Yildirim	2009-12	510
15.	Cerina Pele	2000-03	503



CAREER STATISTICAL LEADERS (ACC)

Digs Per Set min. 50 sets

	Player	Season	Sets	D	D/Set
1.	Summer Weissing	2004-07	309	1387	4.49
2.	Katie Mosher	2010-14	282	1259	4.46
3.	Luiza Ramos	1991-94	147	641	4.36
4.	Franci Rard	1993	27	103	3.81
5.	Cecilie Woie	2014-17	245	892	3.64
6.	Ashlee Moon	2007-08	159	547	3.44
7.	Holly Schneider	1995-98	251	861	3.43
8.	Olivera Medic	2012-13	144	492	3.42
9.	Jennifer Werrick	1997-00	190	617	3.25
10.	Visnja Djurdjevic	2010-11	141	450	3.19
11.	LaToya Presberry (Washington)	1995-97	124	394	2.99
12.	Jenna Romanelli	2007-10	262	777	2.97
13.	Katie Horton	2014-16	213	621	2.92
14.	Fiona Bolten	1997-98	100	291	2.91
15.	Deanna Bosschaert	1991-94	150	429	2.86

Solo Blocks

No.	Player	Season	Total
1.	Aisha Thornton	1996-99	85
2.	Ashley Neff	2010-13	60
3.	Brianna Barry	2006-09	55
4.	Norisha Campbell	1998-01	53
5.	Dawn Hough	1999-02	49
6.	Valerie Broussard	1993-95	42
7.	Susan Hawks	1995-98	39
8.	Amanda Santos	2003-04	38
9.	Makini Thompson	2005-07	36
10.	Aisha Carr	2001-04	35
t11.	Sarah Burrington	2013-15	33
t11.	Sareea Freeman	2009-12	33
t11.	Vicki Zinkil	1991-93	33
14.	Jordana Price	2007-09	27
15.	Melanie Keil	2015-16	26

Assisted Blocks

No.	Player	Season	Total
1.	Ashley Neff	2010-13	332
2.	Sarah Burrington	2013-15	272
3.	Milica Kubura	2014-17	218
4.	Brianna Barry	2006-09	204
5.	Sareea Freeman	2009-12	197
6.	Jordana Price	2007-09	194
7.	Melanie Keil	2015-16	186
8.	Jessica Skower	2003-06	180
9.	Rachael Morgan	2008-11	167

10.	Aisha Thornton	1996-99	155
11.	Norisha Campbell	1998-01	154
12.	Aisha Carr	2001-04	151
t13.	Dawn Hough	1999-02	143
t13.	Stephanie Neville	2007-10	143
15.	Mara Green	2012-13, 15-16	140

Total Blocks

No.	Player	Season	Total
1.	Ashley Neff	2010-13	392
2.	Sarah Burrington	2013-15	305
3.	Brianna Barry	2006-09	259
4.	Aisha Thornton	1996-99	240
5.	Milica Kubura	2014-17	232
6.	Sareea Freeman	2009-12	230
7.	Jordana Price	2007-09	221
8.	Melanie Keil	2015-16	212
9.	Jessica Skower	2003-06	201
10.	Aisha Carr	2001-04	186
11.	Rachael Morgan	2008-11	179
12.	Susan Hawks	1995-98	163
13.	Dawn Hough	1999-02	162
14.	Mara Green	2012-13, 15-16	158
15.	Stephanie Neville	2007-10	152

Blocks Per Set

No.	Player	Season	Sets	S-A-TB	B/Set
1.	Taryn Knuth	2017-pres.	73	15-103-118	1.62
2.	Ashley Neff	2010-13	261	60-332-392	1.50
t3.	Sarah Burrington	2013-15	211	33-272-305	1.45
t3.	Melanie Keil	2015-16	146	26-186-212	1.45
4.	Kiara Wright	2014	67	14-73-87	1.30
5.	Amanda Santos	2003-04	111	38-98-136	1.23
6.	Aisha Thornton	1996-99	213	85-155-240	1.13
7.	Deja Williams	2017-pres.	58	9-56-65	1.12
8.	Jordana Price	2007-09	201	27-194-221	1.10
9.	Lauren Scott	2004-05	99	10-93-103	1.04
10.	Susan Hawks	1995-98	158	39-124-163	1.03
t11.	Aisha Carr	2001-04	186	35-151-186	1.00
t11.	Sareea Freeman	2009-12	230	33-197-230	1.00
13.	Mara Green	2012-13, 15-16	160	18-140-158	0.99
14.	Valerie Broussard	1993-95	153	42-107-149	0.97
t15.	Mercedes Vaughn	2014-15	119	5-105-110	0.92
t15.	Gabrielle Rivera	2005	52	5-43-48	0.92



SEASON STATISTICAL LEADERS (ACC)

Sets Played

No.	Player	Season	Total
t1.	Sarah Griffin	2005	86
t1.	Kristen Rust	2005	86
t1.	Andreza Santos	2005	86
t1.	Jessica Skower	2005	86
t1.	Summer Weissing	2005	86
6.	Makini Thompson	2005	85
t7.	Mira Djuric	2007	84
t7.	Summer Weissing	2007	84
9.	Ashlee Moon	2007	83
10.	Brianna Barry	2007	82
t11.	Duygu Duzceler	2010	81
t11.	Patricia Figueiredo	2010	81
t11.	Stephanie Neville	2010	81
t14.	Brianna Barry	2006	80
t14.	Sarah Griffin	2006	80
t14.	Alex Plummer	2006	80
t14.	Makini Thompson	2006	80
t14.	Makini Thompson	2007	80
t14.	Jenna Romanelli	2010	80

Kills

No.	Player	Season	Total
1.	Mira Djuric	2007	341
2.	Makini Thompson	2006	330
3.	Andreza Santos	2005	302
4.	LaToya Presberry	1996	295
5.	Nicole Walch	2015	280
6.	Luiza Ramos	1994	276
7.	Makini Thompson	2007	273
8.	Norisha Campbell	2001	267
9.	Milica Kubura	2017	261
10.	Norisha Campbell	2000	260
11.	Holly Schneider	1995	259
12.	Holly Schneider	1998	255
13.	Makini Thompson	2005	251
14.	Kristen Rust	2004	248
15.	Visnja Djurdjevic	2010	246

Kills/Set (min. 25 sets)

No.	Player	Season	Sets	K	K/Set
1.	Adria Ciraco	1994	28	157	5.61
2.	Luiza Ramos	1993	34	164	4.82
3.	Luiza Ramos	1994	58	276	4.76
4.	LaToya Presberry	1996	64	295	4.61
5.	Norisha Campbell	2001	62	267	4.31

6.	Bianca Stevens	1992	25	106	4.24
7.	Kristen Rust	2004	59	248	4.20
8.	Holly Schneider	1995	62	259	4.18
9.	Makini Thompson	2006	80	330	4.13
10.	Luiza Ramos	1992	25	103	4.12
11.	Deanna Bosschaert	1994	50	205	4.10
t12.	Mira Djuric	2007	84	341	4.06
t12.	LaToya Presberry	1995	54	219	4.06
14.	Holly Schneider	1998	64	255	3.98
15.	Jennifer Werrick	1999	34	133	3.91

Total Attacks

No.	Player	Season	Total
1.	Makini Thompson	2006	788
2.	Makini Thompson	2007	742
3.	Andreza Santos	2005	722
4.	LaToya Presberry	1996	718
5.	Mira Djuric	2007	713
6.	Holly Schneider	1998	710
7.	Makini Thompson	2005	709
8.	Luiza Ramos	1994	698
9.	Nicole Walch	2015	693
10.	Lauren Richardson	2008	683
11.	Holly Schneider	1996	670
12.	Holly Schneider	1997	654
13.	Holly Schneider	1995	642
14.	Visnja Djurdjevic	2010	639
15.	Kristen Rust	2005	627

Attack Percentage (min. 100 total attacks)

No.	Player	Season	Sets	Kills-Error-TA	Pct.
1.	Brianna Barry	2009	66	168-25-289	.495
2.	Sareea Freeman	2012	72	191-34-334	.470
3.	Sarah Burrington	2014	67	136-23-280	.404
4.	Aisha Thornton	1998	47	178-41-342	.401
5.	Ashley Neff	2012	72	178-33-368	.394
6.	Norisha Campbell	2001	62	267-69-504	.393
7.	Jordana Price	2009	72	179-37-369	.385
8.	Lauren Young	2008	35	58-12-122	.377
9.	Sarah Burrington	2013	73	155-37-315	.375
10.	Sarah Burrington	2015	71	145-31-310	.368
t11.	Susan Hawks	1998	61	154-34-331	.363
t11.	Kiara Wright	2014	67	140-45-262	.363
13.	Sareea Freeman	2011	70	138-37-281	.359
t14.	Milica Kubura	2014	52	108-31-219	.352
t14.	Mara Green	2016	78	159-48-315	.352



SEASON STATISTICAL LEADERS (ACC)

Assists

No.	Player	Season	Total
1.	Zrinka Tomic	2006	896
2.	Fiona Bolten	1998	870
3.	Jennifer Anderson	2002	857
4.	Nikki Baker	2008	835
5.	Jessica Skower	2004	830
6.	Nikki Baker	2007	808
7.	Jennifer Anderson	2001	783
8.	Kensy Zulueta	1996	744
9.	Jessica Skower	2005	702
10.	Maureen McCarthy	1994	646
11.	Maureen McCarthy	1995	619
12.	Jennifer McCall	1993	612
13.	Brianne Burkert	2017	586
t14.	Fiona Bolten	1997	568
t14.	Jamie Hibbard	1999	568

Assists/Set

No.	Player	Season	Sets	A	A/Set
1.	Maureen McCarthy	1994	28	646	23.07
2.	Fiona Bolten	1998	59	870	14.75
3.	Fiona Bolten	1997	41	568	13.85
4.	Jennifer Anderson	2002	62	857	13.82
5.	Sherry Cowling	1992	25	345	13.80
6.	Jessica Skower	2004	64	830	12.97
7.	Jennifer McCall	1993	48	612	12.75
8.	Jennifer Anderson	2001	62	783	12.63
9.	Kensy Zulueta	1996	61	744	12.20
10.	Jennifer Anderson	2000	37	446	12.05
11.	Nikki Baker	2007	68	808	11.88
12.	Zrinka Tomic	2006	77	896	11.64
13.	Kensy Zulueta	1997	23	264	11.48
14.	Nikki Baker	2008	76	835	10.99
15.	Maureen McCarthy	1995	57	619	10.86

Service Aces

No.	Player	Season	Total
1.	Susan Hawks	1997	103
2.	Mira Djuric	2007	63
3.	Sarah Griffin	2005	44
4.	Mira Djuric	2009	41
5.	Alex Sevillano	2002	36
6.	Sarah Griffin	2006	32
7.	Ashlee Moon	2007	31
8.	Alex Sevillano	2001	28
9.	Kristin Frye	2001	27
10.	Malorie Wessel	2006	26

t11.	Holly Schneider	1997	25
t11.	Holly Schneider	1998	25
t11.	Cassie McLaughlin	2003	25
t14.	Jessica Skower	2006	24
t14.	Zrinka Tomic	2006	24
t14.	Duygu Duzceler	2010	24

Service Aces/Set

(min. 25 sets)

No.	Player	Season	Sets	SA	SA/Set
1.	Susan Hawks	1997	61	103	1.69
5.	Mira Djuric	2007	84	63	0.75
6.	Alex Sevillano	2002	62	36	0.58
7.	Mira Djuric	2009	74	41	0.55
8.	Luiza Ramos	1993	34	18	0.53
9.	Deanna Bosschaert	1991	27	14	0.52
10.	Sarah Griffin	2005	86	44	0.51
t11.	Luiza Ramos	1991	30	15	0.50
t13.	Adria Ciraco	1994	28	13	0.46
t13.	Maureen McCarthy	1994	28	13	0.46
t15.	Alex Sevillano	2001	62	28	0.45
t15.	Kristin Frye	2001	60	27	0.45

Digs

No.	Player	Season	Total
1.	Summer Weissing	2005	394
2.	Ashlee Moon	2008	383
3.	Summer Weissing	2007	374
4.	Summer Weissing	2006	361
5.	Katie Mosher	2011	339
6.	Cecilie Woie	2016	336
t7.	Jenna Romanelli	2010	324
t7.	Katie Mosher	2012	324
9.	Cecilie Woie	2017	296
10.	Katie Mosher	2013	294
11.	Katie Mosher	2014	292
12.	Katie Horton	2016	273
13.	Summer Weissing	2004	258
t14.	Luiza Ramos	1994	248
t14.	Holly Schneider	1997	248
t14.	Olivera Medic	2012	248
t14.	Cecilie Woie	2015	248



SEASON STATISTICAL LEADERS (ACC)

Digs/Set (min. 25 sets)

No.	Player	Season	Sets	D	D/Set
1.	Luiza Ramos	1992	25	130	5.20
2.	Ashlee Moon	2008	76	383	5.04
3.	Summer Weissing	2006	75	361	4.81
t4.	Summer Weissing	2005	86	394	4.58
t4.	Katie Mosher	2011	74	339	4.58
6.	Katie Mosher	2013	65	294	4.52
7.	Katie Mosher	2012	72	324	4.50
8.	Summer Weissing	2007	84	374	4.45
9.	Adria Ciraco	1994	28	124	4.43
10.	Katie Mosher	2014	67	292	4.36
11.	Luiza Ramos	1993	34	147	4.32
12.	Cecilie Woie	2016	78	336	4.31
13.	Luiza Ramos	1994	58	248	4.28
14.	Maureen McCarthy	1994	28	117	4.18
15.	Holly Schneider	1997	61	248	4.07

Solo Blocks

No.	Player	Season	Total
1.	Aisha Thornton	1996	28
2.	Aisha Thornton	1999	26
t3.	Norisha Campbell	2000	21
t3.	Amanda Santos	2004	21
5.	Makini Thompson	2005	20
t6.	Vicki Zinkil	1993	19
t6.	Susan Hawks	1997	19
t6.	Dawn Hough	2000	19
t6.	Ashley Neff	2012	19
10.	Aisha Thornton	1998	18
t11.	Valerie Broussard	1994	17
t11.	Amanda Santos	2003	17
t11.	Brianna Barry	2007	17
t11.	Ashley Neff	2011	17
t15.	Norisha Campbell	2001	16
t15.	Sareea Freeman	2012	16
t15.	Ashley Neff	2013	16

Assisted Blocks

No.	Player	Season	Total
t1.	Taryn Knuth	2017	103
t1.	Ashley Neff	2011	103
3.	Ashley Neff	2012	100
t4.	Jordana Price	2009	94
t4.	Sarah Burrington	2015	94
6.	Sarah Burrington	2014	90
t7.	Sarah Burrington	2013	88

t7.	Ashley Neff	2013	88
9.	Lauren Scott	2005	86
10.	Sareea Freeman	2011	81
t11.	Milica Kubura	2017	80
t11.	Melanie Keil	2015	80
13.	Rachael Morgan	2011	77
14.	Lauren Young	2010	74
15.	Kiara Wright	2014	73

Total Blocks

No.	Player	Season	Total
1.	Ashley Neff	2011	120
2.	Ashley Neff	2012	119
3.	Taryn Knuth	2017	118
4.	Jordana Price	2009	105
t5.	Ashley Neff	2013	104
t5.	Sarah Burrington	2015	104
7.	Sarah Burrington	2014	103
8.	Sarah Burrington	2013	98
9.	Lauren Scott	2005	94
10.	Sareea Freeman	2011	90
11.	Kiara Wright	2014	87
12.	Melanie Keil	2015	86
13.	Milica Kubura	2017	83
t14.	Dawn Hough	2000	81
t14.	Amanda Santos	2004	81

Blocks Per Set

No.	Player	Season	Sets	S-A-TB	B/Set
1.	Ashley Neff	2012	72	19-100-119	1.65
t2.	Taryn Knuth	2017	73	15-103-118	1.62
t2.	Ashley Neff	2011	74	17-103-120	1.62
4.	Vicki Zinkil	1993	48	19-58-77	1.60
5.	Sarah Burrington	2014	67	13-90-103	1.54
t6.	Sarah Burrington	2015	71	10-94-104	1.46
t6.	Jordana Price	2009	72	11-94-105	1.46
8.	Ashley Neff	2013	72	16-88-104	1.44
9.	Adria Ciraco	1994	28	13-26-39	1.39
10.	Sarah Burrington	2013	73	10-88-98	1.34
11.	Dawn Hough	2000	61	19-62-81	1.33
12.	Kiara Wright	2014	67	14-73-87	1.30
13.	Sareea Freeman	2011	70	9-81-90	1.29
14.	Amanda Santos	2004	64	21-60-81	1.27
15.	Melanie Keil	2015	68	6-80-86	1.26



MATCH-BY-MATCH LEADERS (ACC)

Kills

Player	No.	Opponent / Date
t1. Nicole Walch	31	Duke / Oct. 9, 2015
t1. Holly Schneider	31	NC State / Oct. 27, 1996
t1. Deanna Bosschaert	31	North Carolina / Sept. 24, 1994
t4. Deanna Bosschaert	30	Virginia / Nov. 5, 1994
t4. LaToya Presberry	30	Virginia / Oct. 27, 1995
t6. Luiza Ramos	29	Maryland / Nov. 18, 1994
t6. Norisha Campbell	29	Maryland / Oct. 20, 2001
t6. Luiza Ramos	29	Maryland / Oct. 21, 1994
t6. Kristen Rust	29	North Carolina / Oct. 15, 2004
t10. Erica Bunch	28	Clemson / Nov. 22, 2002
t10. Aisha Thornton	28	Duke / Oct. 17, 1997
t10. Holly Schneider	28	Virginia / Oct. 27, 1995
t13. Holly Schneider	27	Clemson / Oct. 7, 1995
t14. Deanna Bosschaert	26	Duke / Nov. 22, 1992
t14. LaToya Presberry	26	NC State / Oct. 19, 1996
t14. Makini Thompson	26	Virginia / Nov. 10, 2006

Total Attacks

Player	No.	Opponent / Date
1. Deanna Bosschaert	77	North Carolina / Sept. 24, 1994
t2. LaToya Presberry	68	NC State / Oct. 19, 1996
t2. Holly Schneider	68	North Carolina / Oct. 31, 1997
4. Luiza Ramos	66	North Carolina / Sept. 24, 1994
t5. Holly Schneider	64	Clemson / Nov. 16, 1995
t5. Nicole Walch	64	Duke / Oct. 9, 2015
t5. Holly Schneider	64	Virginia / Nov. 21, 1997
t8. Jennifer Werrick	63	Clemson / Sept. 26, 1998
t8. LaToya Presberry	63	North Carolina / Oct. 14, 1995
t8. Holly Schneider	63	Virginia / Oct. 27, 1995
t11. Deanna Bosschaert	62	Duke / Nov. 22, 1992
t11. Holly Schneider	62	Georgia Tech / Nov. 22, 1997
t11. Luiza Ramos	62	Maryland / Oct. 21, 1994
t14. Holly Schneider	61	Clemson / Oct. 26, 1997
t14. Nicole Walch	61	Louisville / Nov. 15, 2015
t14. Luiza Ramos	61	Maryland / Nov. 18, 1994
t14. LaToya Presberry	61	North Carolina / Oct. 13, 1995

Attack Percentage

min. 10 Total Attacks

Player	No.	Opponent / Date
1. Mira Djuric	.917	North Carolina / Nov. 23, 2007 (11-0-12)
t2. Eric Bunch	.800	NC State / Nov. 11, 2001

t2. Kiara Wright	(20-0-25) .800	Syracuse / Nov. 23, 2014
t4. Susan Hawks	(12-0-15) .769	NC State / Sept. 27, 1997
t4. Ashley Neff	(10-0-13) .769	Wake Forest / Sept. 28, 2012
t6. Lauren Scott	(10-0-13) .750	NC State / Nov. 18, 2005
t6. Sarah Burrington	(9-0-12) .750	Georgia Tech / Nov. 29, 2013
t6. Milica Kubura	(9-0-12) .750	Clemson / Nov. 23, 2016
t9. Susan Hawks	(18-0-24) .727	Wake Forest / Nov. 15, 1997
t9. Brianna Barry	(8-0-11) .727	Virginia / Sept. 27, 2009
t11. Norisha Campbell	(9-0-11) .722	Maryland / Oct. 2, 2001
t11. Sareea Freeman	(14-1-18) .722	Duke / Sept. 30, 2012
13. Mara Green	(14-1-18) .722	Clemson / Nov. 23, 2016
14. Aisha Thornton	(14-1-18) .721	Wake Forest / Oct. 24, 1998
15. Brianna Barry	(15-0-21) .714	Maryland / Sept. 22, 2006
	(10-0-14)	

Assists

Player	No.	Opponent / Date
1. Jennifer Anderson	87	Clemson / Nov. 22, 2002
2. Fiona Bolten	81	NC State / Nov. 21, 1997
3. Fiona Bolten	75	North Carolina / Oct. 31, 1997
4. Sherry Cowling	74	Duke / Nov. 22, 1992
5. Jennifer Anderson	71	Clemson / Oct. 5, 2002
t6. Fiona Bolten	70	Clemson / Nov. 1, 1998
t6. Maureen McCarthy	70	Clemson / Nov. 16, 1995
t6. Kensy Zulueta	70	NC State / Oct. 19, 1996
t9. Jennifer McCall	68	Duke / Oct. 20, 1991
t9. Jennifer Anderson	68	Georgia Tech / Oct. 6, 2002
11. Jessica Skower	67	North Carolina / Nov. 13, 2004
t12. Jessica Skower	66	Clemson / Oct. 30, 2004
t12. Sherry Cowling	66	Maryland / Nov. 11, 1992
t12. Fiona Bolten	66	North Carolina / Nov. 8, 1998
t12. Jessica Skower	66	North Carolina / Oct. 15, 2004
t12. Fiona Bolten	66	Wake Forest / Oct. 2, 1998



MATCH-BY-MATCH LEADERS (ACC)

Aces

	<u>Player</u>	<u>No.</u>	<u>Opponent / Date</u>
1.	Sarah Griffin	7	Boston College / Oct. 28, 2005
t2.	Mira Djuric	6	Duke / Sept. 28, 2007
t2.	Deanna Bosschaert	6	Georgia Tech / Nov. 10, 1991
t2.	Luiza Ramos	6	Maryland / Oct. 16, 1993
t2.	Cassie McLaughlin	6	NC State / Nov. 1, 2003
t2.	Visnja Djurdjevic	6	North Carolina / Nov. 6, 2011
t2.	Valerie Broussard	6	North Carolina / Oct. 13, 1995
t2.	Zrinka Tomic	6	North Carolina / Oct. 6, 2006
t2.	Kristin Frye	6	Virginia / Nov. 3, 2002
t2.	Jackie BonSalle	6	Virginia Tech / Nov. 12, 2006
t2.	Amanda Santos	6	Virginia Tech / Oct. 22, 2004
	<i>16 tied with</i>	5	<i>Last Time:</i>
t12.	Nicole Walch	5	Clemson / Nov. 2, 2014

Digs

	<u>Player</u>	<u>No.</u>	<u>Opponent / Date</u>
1.	Summer Weissing	37	NC State / Nov. 17, 2006
t2.	Summer Weissing	35	Duke / Nov. 3, 2007
t2.	Ashlee Moon	35	North Carolina / Oct. 17, 2008
t2.	Luiza Ramos	35	Virginia / Nov. 5, 1994
5.	Katie Mosher	34	Miami / Oct. 5, 2014
6.	Summer Weissing	32	North Carolina / Nov. 13, 2004
7.	Ashlee Moon	30	Clemson / Nov. 14, 2008
t8.	Franci Rard	29	Clemson / Nov. 20, 1993
t8.	Ashlee Moon	29	Miami / Sept. 19, 2008
t8.	Katie Mosher	29	Wake Forest / Oct. 2, 2011
t8.	Cecilie Woie	29	Notre Dame, Oct. 30, 2016
t8.	Cecilie Woie	29	Duke / Nov. 18, 2016
t13.	Summer Weissing	28	Clemson / Oct. 2, 2005
t13.	Luiza Ramos	28	Duke / Oct. 20, 1991
t13.	Luiza Ramos	28	Georgia Tech / Oct. 17, 1992
t13.	Katie Mosher	28	Miami / Nov. 13, 2013
t13.	Summer Weissing	28	North Carolina / Nov. 20, 2005
t13.	Cecilie Woie	28	NC State / Oct. 9, 2016

Solo Blocks

	<u>Player</u>	<u>No.</u>	<u>Opponent / Date</u>
1.	Amanda Santos	7	Maryland / Nov. 14, 2003
t2.	Aisha Carr	5	Maryland / Nov. 14, 2003
t2.	Bianca Stevens	5	Maryland / Oct. 18, 1991
	<i>21 tied with</i>	4	<i>Last Time:</i>
t4.	Nicole Walch	4	Miami / Oct. 5, 2014

Assisted Blocks

	<u>Player</u>	<u>No.</u>	<u>Opponent / Date</u>
1.	Ashley Neff	13	Georgia Tech / Sept. 1, 2012
t2.	Taryn Knuth	12	Clemson / Nov. 22, 2017
t2.	Ashley Neff	12	NC State / Oct. 9, 2011
t2.	Sarah Burrington	12	North Carolina / Nov. 1, 2013
t5.	Taryn Knuth	11	Notre Dame / Oct. 1, 2017
t5.	Lauren Young	11	NC State / Oct. 1, 2010
t5.	Ashley Neff	11	North Carolina / Nov. 1, 2013
t5.	Ashley Neff	11	North Carolina / Oct. 7, 2011
t5.	Marija Milosavljevic	11	Wake Forest / Oct. 2, 2011
t5.	Jordana Price	11	Wake Forest / Sept. 25, 2008
t11.	Sarah Burrington	10	Duke / Oct. 25, 2013
t11.	Sarah Burrington	10	Georgia Tech / Nov. 25, 2015
t11.	Mercedes Vaughn	10	Georgia Tech / Nov. 25, 2015
t11.	Jordana Price	10	Georgia Tech / Oct. 2, 2009
t11.	Izzy Carmona	10	North Carolina / Nov. 1, 2013
t11.	Vicki Zinkil	10	North Carolina / Nov. 13, 1993
t11.	Sarah Burrington	10	Pittsburgh / Oct. 24, 2014
t11.	Kiara Wright	10	Pittsburgh / Oct. 24, 2014



ALL-TIME PLAYER STATISTICS (NCAA TOURNAMENT)

Player	MP	SP	Kills	K/S	Errors	TA	Attack Pct.	Assists	Ast/Set	SA	SE	SA/S	RE	Digs	D/Set	SB	AB	BE	BHE
ANDERSON, Jennifer	2	7	1	0.14	4	6	-.500	66	9.43	1	5	0.14	0	10	1.43	0	0	0	2
ANTHONY, Nikki	1	4	5	1.25	4	15	.067	0	0.00	0	0	0.00	0	3	0.75	0	0	0	0
ARNOLD, Laura	1	1	0	0.00	1	2	-.500	0	0.00	0	0	0.00	0	0	0.00	0	0	0	0
BAKER, Nikki	5	15	0	0.00	1	2	-.500	76	5.07	0	2	0.00	0	13	0.87	0	0	2	1
BARRY, Brianna	4	13	24	1.85	5	55	.345	2	0.15	0	0	0.00	0	5	0.38	4	5	1	0
BOLTEN, Fiona	2	9	5	0.56	5	15	.000	110	12.22	2	1	0.22	0	21	2.33	0	4	1	5
BOSSCHAERT, Deanna	1	3	7	2.33	5	19	.105	0	0.00	1	2	0.33	1	5	1.67	0	0	0	0
BRONSON, Amy	3	9	20	2.22	4	59	.271	2	0.22	2	7	0.22	4	16	1.78	1	3	2	0
BROUSSARD, Valerie	2	8	14	1.75	9	43	.116	2	0.25	2	5	0.25	0	18	2.25	0	2	4	0
BROWN, Julie Brown	1	--	7	--	4	23	.130	0	--	1	1	--	1	2	--	1	3	3	1
BUNCH, Erica	1	3	12	4.00	7	30	.167	0	0.00	0	0	0.00	0	2	0.67	0	2	0	0
BURKERT, Brianne	6	24	18	0.75	10	61	.131	134	5.58	2	3	0.08	0	49	2.04	1	4	2	8
BURRINGTON, Sarah	7	24	57	2.38	13	123	.358	1	0.04	2	1	0.08	0	13	0.54	3	30	0	0
CALKINS, Natasha	4	17	38	2.24	20	127	.142	0	0.00	0	0	0.00	0	9	0.53	1	5	0	0
CARR, Aisha	2	7	17	2.43	6	39	.282	0	0.00	0	5	0.00	0	1	0.14	1	4	1	0
CICHY, Jennifer	2	4	0	0.00	1	2	-.500	1	0.25	0	1	0.00	0	3	0.75	0	0	0	0
CIRACO, Adria	3	11	1	0.09	0	0	.000	0	0.00	0	0	0.00	3	8	0.73	0	0	0	0
COUSINS, Kristine	1	4	12	3.00	10	48	.042	0	0.00	1	2	0.25	2	8	2.00	0	0	0	2
COWLING, Sherry	1	3	2	0.67	0	6	.333	22	7.33	0	1	0.00	0	5	1.67	1	0	1	1
CULO, Bozena	3	10	5	0.50	5	19	.000	2	0.20	0	4	0.00	3	24	2.40	0	0	1	0
CUMIN, Brandi	1	2	0	0.00	0	0	.000	2	1.00	0	0	0.00	0	0	0.00	0	0	0	0
DADOWSKI, Caroline	3	4	0	0.00	0	0	.000	0	0.00	0	1	0.00	0	3	0.75	0	0	0	0
DADOWSKI, Laura	8	13	0	0.00	0	0	.000	0	0.00	3	1	0.23	0	3	0.23	0	0	0	0
DIAMOND, Patty	2	2	0	0.00	0	0	.000	6	3.00	0	0	0.00	0	2	1.00	0	0	0	0
DIPERT, Cortney	1	4	0	0.00	0	0	.000	0	0.00	0	0	0.00	0	4	1.00	0	0	0	0
DJURDJEVIC, Visnja	7	29	85	2.93	30	274	.201	6	0.21	3	8	0.10	7	104	3.59	2	13	0	0
DJURIC, Mira	4	15	38	2.53	10	91	.308	3	0.20	10	7	0.67	0	14	0.93	1	2	1	0
DUZCELER, Duygu	13	52	13	0.25	4	35	.257	286	5.50	19	8	0.37	0	77	1.48	0	0	1	2
FIGUEIREDO, Patricia	2	9	1	0.11	0	3	.333	41	4.56	1	0	0.11	0	17	1.89	0	0	0	1
FORSTEN, Carol	1	--	2	--	1	5	.200	0	--	0	0	--	2	0	--	0	0	0	0
FREEMAN, Sareea	11	38	66	1.74	24	141	.298	0	0.00	0	0	0.00	0	9	0.24	5	36	4	0
FRYE, Kristin	1	3	7	2.33	6	22	.045	0	0.00	0	3	0.00	2	6	2.00	0	4	1	0
GASPADAREK, Nancy	2	8	12	1.50	2	41	.244	97	12.13	1	0	0.13	0	16	2.00	0	1	2	1
GREEN, Mara	7	25	30	1.20	12	75	.240	1	0.04	0	0	0.00	0	5	0.20	0	22	0	0
GRIFFIN, Sarah	1	2	6	3.00	4	14	.143	0	0.00	0	0	0.00	0	0	0.00	0	0	0	0
HAUER, Karlie	4	9	5	0.56	4	23	.043	2	0.22	0	0	0.00	0	2	0.22	0	6	0	0
HAWKS, Susan	2	9	21	2.33	14	63	.111	0	0.00	1	7	0.11	0	6	0.67	1	13	0	0
HEMLEPP, Katie	1	5	8	1.60	5	23	.130	1	0.20	0	1	0.00	1	8	1.60	0	6	0	0
HOLANCHOCK, Logan	1	4	0	0.00	0	0	.000	0	0.00	0	0	0.00	1	5	1.25	0	0	0	0
HORTON, Katie	8	30	74	2.47	25	244	.201	6	0.20	6	8	0.20	6	111	3.70	1	10	1	0
HOUGH, Dawn	1	3	5	1.67	3	13	.154	0	0.00	2	1	0.67	0	2	0.67	1	3	0	0
HOUSH, Colette	1	--	0	--	0	0	.000	0	--	0	0	--	0	0	--	0	0	0	0
ISRAEL, Karyn	1	1	0	0.00	0	0	.000	0	0.00	0	0	0.00	0	0	0.00	0	0	0	0
JACKSON, Tiana	1	4	3	0.75	1	10	.200	0	0.00	0	0	0.00	0	0	0.00	0	2	0	0
JOHNSON, Susan	1	0	0	0.00	0	0	.000	0	--	0	0	--	0	0	--	0	0	0	0
KALETA, Deanne	1	4	13	3.25	5	38	.210	0	0.00	0	2	0.00	4	5	1.25	0	2	0	0
KEIL, Melanie	5	20	18	0.90	13	68	.074	2	0.10	3	2	0.15	0	7	0.35	1	20	0	0
KELLY, Shannon	1	3	4	1.33	2	13	.154	0	0.00	0	1	0.00	1	3	1.00	0	0	1	0
KRAI, Donna	1	--	9	--	3	20	.300	16	--	4	0	--	0	5	--	1	0	0	1
KUBURA, Milica	8	31	67	2.16	22	174	.259	0	0.00	0	0	0.00	0	12	0.39	0	17	1	0
KNUTH, Taryn	1	4	16	4.00	2	33	.424	1	0.25	0	1	0.25	0	6	1.50	0	4	0	0
LAGES, Shannon	1	--	0	--	0	0	.000	1	--	1	1	--	3	4	--	0	0	0	0
LOTARSKI, Catie	2	8	4	0.50	3	22	.045	5	0.63	3	3	0.38	3	21	2.63	0	2	0	1
LUKE, Hailey	10	37	4	0.11	0	11	.364	189	5.11	4	4	0.11	2	60	1.62	0	0	0	7
MAGOULAS, Maria	2	6	0	0.00	0	1	.000	0	0.00	1	2	0.17	1	12	2.00	0	0	0	0
MARRAFFINO, Jennifer	1	4	1	0.25	0	7	.143	44	11.00	1	1	0.25	0	9	2.25	0	2	0	4
McCALL, Jennifer	4	11	8	0.73	6	30	.067	126	11.45	1	2	0.09	1	22	2.00	1	5	1	5
McLAUGHLIN, Cassie	1	4	11	2.75	4	27	.259	2	0.50	1	2	0.25	0	7	1.75	0	0	3	0
MEDIC, Olivera	4	15	32	2.13	17	99	.152	1	0.07	1	1	0.07	2	45	3.00	0	5	0	0
MEYER, Debbie	2	8	0	0.00	0	1	.000	0	0.00	0	1	0.00	2	9	1.13	0	0	0	0
MILJEVIC, Stasa	3	13	9	0.69	2	25	.280	1	0.08	0	0	0.00	0	4	0.31	1	10	0	0
MILOSAVLJEVIC, Marija	4	11	15	1.36	5	45	.222	1	0.09	0	1	0.00	0	3	0.27	1	3	1	0
MINKO, Christy	1	5	0	0.00	0	0	.000	0	0.00	0	1	0.00	0	8	1.60	0	0	0	0
MORGAN, Rachael	11	43	70	1.63	25	239	.188	2	0.05	3	6	0.07	4	42	0.98	4	31	4	0
MORRIS, Joan	1	--	0	--	0	3	.000	0	--	0	0	--	0	0	--	0	0	1	0
MOSHER, Katie	12	45	4	0.09	1	14	.214	46	1.02	7	3	0.16	7	200	4.44	0	0	0	0



ALL-TIME PLAYER STATISTICS (NCAA TOURNAMENT)

Player	MP	SP	Kills	K/S	Errors	TA	Attack Pct.	Assists	Ast/Set	SA	SE	SA/S	RE	Digs	D/Set	SB	AB	BE	BHE
NEFF, Ashley	11	39	59	1.51	19	143	.280	1	0.03	0	0	0.00	0	5	0.13	4	40	2	0
NEVILLE, Stephanie	6	24	50	2.08	13	129	.287	2	0.08	0	0	0.00	0	12	0.50	2	7	1	0
OMAR, Kameelah	2	6	0	0.00	0	0	.000	0	0.00	2	1	0.33	4	7	1.17	0	0	0	0
ORLOWSKI, Jennifer	1	2	0	0.00	0	0	.000	0	0.00	0	0	0.00	0	1	0.50	0	0	0	0
PALGUT, Karyn	1	--	17	--	3	33	.424	0	--	1	1	--	3	10	--	2	0	0	0
PELE, Cerina	2	7	0	0.00	0	0	.000	0	0.00	0	1	0.00	7	17	2.43	0	0	0	0
PHILGENCE, Maggie	3	12	49	4.08	12	148	.250	2	0.17	2	1	0.17	3	39	3.25	1	5	1	0
PRICE, Jordana	4	15	28	1.87	7	59	.356	1	0.07	0	0	0.00	0	2	0.13	6	12	6	0
PRESBERRY (Washington), LaToya	1	4	12	3.00	0	35	.343	5	1.25	0	3	0.00	2	8	2.00	1	6	1	0
RAMOS, Luiza	3	11	56	5.09	33	132	.174	4	0.36	5	6	0.45	2	57	5.18	0	1	1	0
RARD, Franci	2	8	31	3.88	16	97	.155	7	0.88	4	2	0.50	2	33	4.13	1	2	1	1
REECE, Gabrielle	3	12	37	3.08	14	76	.303	0	0.00	1	1	0.08	2	7	0.58	6	5	2	1
RICHARDSON, Lauren	1	3	2	0.67	0	4	.500	2	0.67	0	0	0.00	0	4	1.33	0	1	0	0
RICKERTSEN, Sarah	2	6	0	0.00	0	3	.000	0	0.00	1	2	0.17	1	7	1.17	0	1	0	0
ROMANELLI, Jenna	6	24	1	0.04	1	3	.000	19	0.79	1	0	0.04	6	104	4.33	0	0	0	0
RUST, Kristen	1	4	20	5.00	13	50	.140	0	0.00	3	1	0.75	1	14	3.50	0	1	0	0
SANDERS, Marie	1	--	1	--	1	7	.000	30	--	1	0	--	0	3	--	0	0	0	3
SANTOS, Amanda	1	4	14	3.50	5	26	.346	0	0.00	1	3	0.25	0	3	0.75	0	3	0	0
SCHNEIDER, Holly	2	9	26	2.89	18	105	.076	3	0.33	3	4	0.33	3	26	2.89	2	2	0	0
SEVILLANO, Alex	1	3	5	1.67	7	24	-.083	1	0.33	0	1	0.00	1	3	1.00	0	1	0	0
SKOWER, Jessica	1	4	1	0.25	1	4	.000	25	6.25	0	0	0.00	0	2	0.50	1	2	0	2
SMITH, Lisa	1	--	2	--	2	6	.000	0	--	0	0	--	0	2	--	0	0	0	0
STEPANOVA, Jekaterina	7	28	96	3.43	28	276	.246	10	0.36	1	3	0.04	9	75	2.68	1	10	3	0
STEVENS, Bianca	2	6	20	3.33	8	44	.273	1	0.17	0	2	0.00	0	9	1.50	2	7	0	1
SULLIVAN, Madison	3	10	0	0.00	0	0	.000	0	0.00	2	2	0.20	2	26	2.60	0	0	0	0
SUMMER, Sally	1	--	3	--	3	23	.000	1	--	0	0	--	0	6	--	0	3	0	0
SUTCLIFFE, Marybeth	3	9	1	0.11	2	8	-.125	1	0.11	0	2	0.00	1	24	2.67	0	1	0	0
THORNTON, Aisha	2	9	33	3.67	9	57	.421	0	0.00	0	0	0.00	0	0	0.00	3	9	1	0
TIETJENS, Annie	1	4	0	0.00	0	0	.000	9	2.25	1	1	0.25	0	11	2.75	0	0	0	1
TREVINO, Sonia	2	8	14	1.75	6	51	.157	1	0.13	0	0	0.00	2	18	2.25	1	2	0	0
VAUGHN, Mercedes	5	14	18	1.29	11	53	.132	0	0.00	0	0	0.00	0	5	0.36	0	17	1	0
WALCH, Elise	8	31	62	2.00	29	183	.180	0	0.00	0	0	0.00	1	13	0.42	1	12	3	0
WALCH, Nicole	9	28	121	4.32	35	294	.293	6	0.21	4	13	0.14	14	81	2.89	2	14	0	0
WALKER, Twanna	2	8	5	0.63	1	16	.250	5	0.63	1	1	0.13	0	10	1.25	1	4	0	0
WERRICK, Jennifer	2	9	26	2.89	14	63	.190	1	0.11	1	1	0.11	5	34	3.78	0	5	0	0
WICKSTROM, Sarah	12	45	5	0.11	3	18	.111	240	5.33	6	3	0.13	0	85	1.89	0	0	0	3
WILLIAMS, Mary	1	--	3	--	1	9	.222	3	--	0	0	--	2	7	--	0	0	0	1
WILSON, Taylor	5	12	0	0.00	0	0	.000	1	0.08	0	1	0.00	0	6	0.50	0	0	0	0
WOIE, Cecilie	8	26	0	0.00	0	0	.000	16	0.62	1	1	0.11	7	111	4.27	0	0	0	0
WRIGHT, Kiara	3	10	20	2.00	7	38	.342	0	0.00	0	0	0.00	0	3	0.30	0	9	2	1
YILDIRIM, Fatma	7	24	45	1.88	14	125	.248	24	1.00	5	0	0.21	7	69	2.88	0	3	2	1
YOUNG, Jackie	1	--	7	--	2	17	.294	0	--	0	0	--	1	1	--	0	0	3	0
YOUNG, Lauren	2	9	5	0.56	2	12	.250	0	0.00	0	0	0.00	0	0	0.00	0	4	1	0
ZINKIL, Vicki	4	11	73	6.64	22	154	.331	1	0.09	2	7	0.18	3	37	3.36	3	11	4	1
ZUBER, Courtney	1	2	0	0.00	0	0	.000	1	0.50	0	0	0.00	0	0	0.00	0	0	0	0
ZULUETA, Kensy	1	0	0	0.00	0	0	.000	0	--	0	0	--	0	0	--	0	0	0	0



TEAM STATISTICS (NCAA TOURNAMENT)

Sets Played

No.	Date	Season	Opponent	Total
t1.	Dec. 5	1997	vs. South Florida	5
t1.	Dec. 11	2009	vs. (13) Kentucky	5
t1.	Dec. 4	2010	at (1) Florida	5
t1.	Dec. 3	2011	vs. Cincinnati	5
t1.	Dec. 10	2011	vs. (14) Iowa State	5
t1.	Dec. 1	2012	vs. (22) Purdue	5
t1.	Dec. 6	2013	at (6) Florida	5
t1.	Dec. 3	2016	at (11) Florida	5
t9.	Dec. 3	1988	vs. Colorado State	4
t9.	Nov. 30	1989	vs. (17) California	4
t9.	Nov. 30	1990	at Kentucky	4
t9.	Dec. 1	1993	vs. DePaul	4
t9.	Dec. 5	1993	vs. (11) Pacific	4
t9.	Dec. 4	1998	vs. Northern Illinois	4
t9.	Nov. 28	2003	at Georgia	4
t9.	Dec. 12	2009	at (11) Minnesota	4
t9.	Dec. 3	2010	vs. Georgia Southern	4
t9.	Dec. 9	2011	vs. (8) Purdue	4
t9.	Dec. 13	2013	vs. (13) Wisconsin	4
t9.	Dec. 12	2014	vs. (12) Brigham Young	4
t9.	Dec. 4	2015	at (16) Florida	4
t9.	Dec. 2	2016	vs. Cincinnati	4
t9.	Dec. 9	2016	vs. (6) Stanford	4

Kills

No.	Date	Season	Opponent	Total
1.	Dec. 5	1993	vs. (11) Pacific	83
2.	Nov. 30	1989	vs. (17) California	82
t3.	Dec. 1	1993	vs. DePaul	76
t3.	Dec. 6	2013	at (6) Florida	76
5.	Dec. 4	1998	vs. Northern Illinois	70
6.	Nov. 28	2003	at Georgia	66
7.	Dec. 10	2011	vs. (14) Iowa State	65
8.	Dec. 12	2014	vs. (12) Brigham Young	63
t9.	Dec. 11	2009	vs. (13) Kentucky	62
t9.	Dec. 3	2010	vs. Georgia Southern	62
t11.	Dec. 5	1997	vs. South Florida	61
t11.	Dec. 9	2011	vs. (8) Purdue	61
t13.	Nov. 30	1990	at Kentucky	58
t13.	Dec. 4	2010	at (1) Florida	58
t13.	Dec. 3	2011	vs. Cincinnati	58
t13.	Dec. 1	2012	vs. (22) Purdue	58

Total Attacks

No.	Date	Season	Opponent	Total
1.	Nov. 30	1989	vs. (17) California	222
2.	Dec. 5	1993	vs. (11) Pacific	208
3.	Dec. 4	1998	vs. Northern Illinois	198
4.	Dec. 10	2011	vs. (14) Iowa State	196

5.	Dec. 1	1993	vs. DePaul	192
6.	Dec. 9	2011	vs. (8) Purdue	191
7.	Nov. 30	1990	at Kentucky	188
8.	Dec. 3	2011	vs. Cincinnati	186
9.	Dec. 1	2017	vs. Washington State	181
10.	Dec. 1	2012	vs. (22) Purdue	178
11.	Dec. 4	2010	at (1) Florida	175
12.	Dec. 6	2013	at (6) Florida	170
13.	Dec. 5	1997	vs. South Florida	168
14.	Dec. 11	2009	vs. (13) Kentucky	167
t15.	Nov. 28	2003	at Georgia	157
t15.	Dec. 9	2016	vs. (6) Stanford	157

Attack Percentage

No.	Date	Season	Opponent	SP	K-E-TA	Pct.
1.	Dec. 5	2014	vs. Alabama	3	44-6-89	.427
2.	Dec. 6	2009	vs. Jacksonville State	3	48-8-98	.408
3.	Dec. 5	2009	vs. Alabama A&M	3	38-7-78	.397
4.	Nov. 30	2012	at Hofstra	3	38-8-84	.357
5.	Dec. 4	2014	vs. Jacksonville	3	43-8-104	.337
6.	Dec. 2	2011	vs. Albany	3	48-12-108	.333
7.	Dec. 6	2013	at (6) Florida	5	76-23-170	.312
8.	Dec. 3	2015	vs. Arizona State	3	40-12-95	.295
9.	Dec. 1	1993	vs. DePaul	4	76-24-192	.271
10.	Nov. 30	1989	vs. (17) California	4	82-22-222	.270
11.	Dec. 3	2010	vs. Georgia Southern	4	62-21-154	.266
12.	Dec. 3	2016	at (11) Florida	5	56-15-156	.263
13.	Dec. 11	2009	vs. (13) Kentucky	5	62-21-167	.246
t14.	Dec. 10	2011	vs. (14) Iowa State	5	65-17-196	.245
t14.	Dec. 12	2014	vs. (12) Brigham Young	4	63-25-155	.245

Assists

No.	Date	Season	Opponent	Total
1.	Dec. 5	1993	vs. (11) Pacific	79
2.	Dec. 1	1993	vs. DePaul	71
t3.	Nov. 30	1989	vs. (17) California	66
t3.	Dec. 4	1998	vs. Northern Illinois	66
5.	Dec. 6	2013	at (6) Florida	65
t6.	Nov. 28	2003	at Georgia	60
t6.	Dec. 10	2011	vs. (14) Iowa State	60
8.	Dec. 12	2014	vs. (12) Brigham Young	59
t9.	Dec. 11	2009	vs. (13) Kentucky	56
t9.	Dec. 3	2016	at (11) Florida	56
t11.	Dec. 5	1997	vs. South Florida	54
t11.	Dec. 3	2010	vs. Georgia Southern	54
t11.	Dec. 3	2011	vs. Cincinnati	54
t14.	Dec. 4	2010	at (1) Florida	52
t14.	Dec. 1	2012	vs. (22) Purdue	52



TEAM STATISTICS (NCAA TOURNAMENT)

Service Aces

No.	Date	Season	Opponent	Total
t1.	Nov. 28	2003	at Georgia	8
t1.	Dec. 5	2009	vs. Alabama A&M	8
3.	Dec. 5	1993	vs. (11) Pacific	7
t4.	Nov. 30	1989	vs. (17) California	6
t4.	Dec. 1	1993	vs. DePaul	6
t4.	Dec. 3	2011	vs. Cincinnati	6
t7.	Dec. 6	2009	vs. Jacksonville State	5
t7.	Dec. 11	2009	vs. (13) Kentucky	5
t7.	Dec. 10	2011	vs. (14) Iowa State	5
t7.	Nov. 30	2012	at Hofstra	5
t7.	Dec. 6	2013	at (6) Florida	5
t7.	Dec. 5	2014	vs. Alabama	5
t7.	Dec. 9	2016	vs. (6) Stanford	5
t14.	Dec. 3	1992	at (5) Florida	4
t14.	Dec. 5	1997	vs. South Florida	4
t14.	Dec. 4	1998	vs. Northern Illinois	4
t14.	Dec. 3	2010	vs. Georgia Southern	4
t14.	Dec. 2	2011	vs. Albany	4
t14.	Dec. 4	2014	vs. Jacksonville	4
t14.	Dec. 12	2014	vs. (12) Brigham Young	4
t14.	Dec. 3	2015	vs. Arizona State	4
t14.	Dec. 4	2015	at (16) Florida	4

Digs

No.	Date	Season	Opponent	Total
1.	Dec. 9	2011	vs. (8) Purdue	104
2.	Dec. 1	1993	vs. DePaul	102
3.	Dec. 10	2011	vs. (14) Iowa State	88
4.	Nov. 30	1989	vs. (17) California	81
t5.	Dec. 1	2017	vs. Washington State	77
t5.	Dec. 2	2016	vs. Cincinnati	77
7.	Dec. 5	1993	vs. (11) Pacific	75
8.	Dec. 5	1997	vs. South Florida	74
9.	Dec. 12	2014	vs. (12) Brigham Young	70
t10.	Dec. 1	2012	vs. (22) Purdue	69
t10.	Dec. 6	2013	at (6) Florida	69
12.	Dec. 9	2016	vs. (6) Stanford	68
13.	Dec. 3	2016	at (11) Florida	67
14.	Dec. 3	2011	vs. Cincinnati	64
15.	Dec. 4	2010	at (1) Florida	63

Solo Blocks

No.	Date	Season	Opponent	Total
1.	Nov. 30	1989	vs. (17) California	8
t2.	Nov. 28	2003	at Georgia	7
t2.	Dec. 11	2009	vs. (13) Kentucky	7
t4.	Dec. 9	2011	vs. (8) Purdue	5
t4.	Dec. 10	2011	vs. (14) Iowa State	5
t6.	Nov. 30	1990	at Kentucky	4

t6.	Dec. 3	1992	at (5) Florida	4
t6.	Dec. 4	1998	vs. Northern Illinois	4
t9.	Dec. 5	1997	vs. South Florida	3
t9.	Dec. 3	2011	vs. Cincinnati	3
t9.	Dec. 15	2011	vs. (9) UCLA	3
t9.	Dec. 4	2015	at (16) Florida	3
t13.	Dec. 3	1988	vs. Colorado State	2
t13.	Dec. 5	2009	vs. Alabama A&M	2
t13.	Dec. 6	2009	vs. Jacksonville State	2
t13.	Dec. 4	2010	at (1) Florida	2
t13.	Dec. 5	2013	vs. Georgia Southern	2
t13.	Dec. 3	2016	at (11) Florida	2

Assisted Blocks

No.	Date	Season	Opponent	Total
1.	Dec. 3	2011	vs. Cincinnati	26
2.	Dec. 4	1998	vs. Northern Illinois	24
t3.	Dec. 5	1997	vs. South Florida	22
t3.	Dec. 10	2011	vs. (14) Iowa State	22
t3.	Dec. 3	2015	vs. Arizona State	22
t3.	Dec. 4	2015	at (16) Florida	22
7.	Dec. 4	2014	vs. Jacksonville	21
t8.	Dec. 9	2011	vs. (8) Purdue	20
t8.	Dec. 2	2016	vs. Cincinnati	20
10.	Dec. 13	2013	vs. (13) Wisconsin	18
t11.	Dec. 3	2010	vs. Georgia Southern	16
t11.	Dec. 4	2010	at (1) Florida	16
t11.	Nov. 30	2012	at Hofstra	16
t11.	Dec. 6	2013	at (6) Florida	16
t11.	Dec. 12	2014	vs. (12) Brigham Young	16
t11.	Dec. 3	2016	at (11) Florida	16

Total Blocks

No.	Date	Season	Opponent	Total
t1.	Dec. 4	1998	vs. Northern Illinois	16
t1.	Dec. 3	2011	vs. Cincinnati	16
t1.	Dec. 10	2011	vs. (14) Iowa State	16
4.	Nov. 30	1989	vs. (17) California	15.5
t5.	Dec. 5	1997	vs. South Florida	15
t5.	Dec. 9	2011	vs. (8) Purdue	15
7.	Dec. 4	2015	at (16) Florida	14
8.	Nov. 28	2003	at Georgia	13
9.	Dec. 4	2014	vs. Jacksonville	11.5
t10.	Nov. 30	1990	at Kentucky	11
t10.	Dec. 11	2009	vs. (13) Kentucky	11
t10.	Dec. 3	2015	vs. Arizona State	11
t13.	Dec. 4	2010	at (1) Florida	10
t13.	Dec. 2	2016	vs. Cincinnati	10
t13.	Dec. 3	2016	at (11) Florida	10



CAREER STATISTICS (NCAA TOURNAMENT)

Matches Played

No.	Player	Total
1.	Duygu Duzceler	13
t2.	Katie Mosher	12
t2.	Sarah Wickstrom	12
t4.	Sareea Freeman	11
t4.	Rachael Morgan	11
t4.	Ashley Neff	11
7.	Hailey Luke	10
8.	Nicole Walch	9
t9.	Milica Kubura	8
t9.	Cecilie Woie	8
t9.	Laura Dadowski	8
t9.	Elise Walch	8
t13.	Sarah Burrington	7
t13.	Visnja Djurdjevic	7
t13.	Jekaterina Stepanova	7
t13.	Fatma Yildirim	7

Sets Played

No.	Player	Total
1.	Duygu Duzceler	52
t2.	Katie Mosher	45
t2.	Sarah Wickstrom	45
4.	Rachael Morgan	43
5.	Ashley Neff	39
6.	Sareea Freeman	38
7.	Hailey Luke	37
t8.	Milica Kubura	31
t8.	Elise Walch	31
10.	Katie Horton	30
11.	Visnja Djurdjevic	29
t12.	Jekaterina Stepanova	28
t12.	Nicole Walch	28
14.	Cecilie Woie	36
t15.	Sarah Burrington	24
t15.	Stephanie Neville	24
t15.	Jenna Romanelli	24
t15.	Fatma Yildirim	24

Kills

No.	Player	Total
1.	Nicole Walch	121
2.	Jekaterina Stepanova	96
3.	Visnja Djurdjevic	85
4.	Katie Horton	74
5.	Vicki Zinkil	73
6.	Rachael Morgan	70
7.	Milica Kubura	67
8.	Sareea Freeman	66
9.	Elise Walch	62
10.	Ashley Neff	59
11.	Sarah Burrington	57
12.	Luiza Ramos	56
13.	Stephanie Neville	50
14.	Maggie Philgence	49
15.	Fatma Yildirim	45

Kills / Set min. 4 sets

No.	Player	SP	Kills	K/S
1.	Vicki Zinkil	11	73	6.64
2.	Luiza Ramos	11	56	5.09
3.	Kristen Rust	4	20	5.00
4.	Nicole Walch	28	121	4.32
5.	Maggie Philgence	12	49	4.08
t6.	Taryn Knuth	4	16	4.00
t6.	Erica Bunch	3	12	4.00
8.	Franci Rard	8	31	3.88
9.	Aisha Thornton	9	33	3.67
10.	Amanda Santos	4	14	3.50
11.	Jekaterina Stepanova	28	96	3.43
12.	Bianca Stevens	6	20	3.33
13.	Deanne Kaleta	4	13	3.25
14.	Gabrielle Reece	12	37	3.08
15.	Kristine Cousins	4	12	3.00

Total Attacks

No.	Player	Total
1.	Nicole Walch	294
2.	Jekaterina Stepanova	276
3.	Visnja Djurdjevic	274
4.	Katie Horton	244
5.	Rachael Morgan	239
6.	Elise Walch	183
7.	Milica Kubura	174
8.	Vicki Zinkil	154
9.	Maggie Philgence	148
10.	Ashley Neff	143
11.	Sareea Freeman	141
12.	Luiza Ramos	132
13.	Stephanie Neville	129
14.	Fatma Yildirim	125
15.	Sarah Burrington	123

Attack Percentage min. 20 total attacks

No.	Player	SP	K-E-TA	Attack Pct.
t1.	Taryn Knuth	4	16-2-33	.424
t1.	Karyn Palgut	–	17-3-33	.424
3.	Aisha Thornton	9	33-9-57	.421
4.	Sarah Burrington	24	57-13-123	.358
5.	Jordana Price	15	28-7-59	.356
6.	Amanda Santos	4	14-5-26	.346
7.	Brianna Barry	13	24-5-55	.345
8.	LaToya Presberry	4	12-0-35	.343
9.	Kiara Wright	10	20-7-38	.342
10.	Vicki Zinkil	11	73-22-154	.331
11.	Mira Djuric	15	38-10-91	.308
12.	Gabrielle Reece	12	37-14-76	.303
13.	Donna Krai	–	9-3-20	.300
14.	Sareea Freeman	38	66-24-141	.298
15.	Jackie Young	–	7-2-17	.294



CAREER STATISTICS (NCAA TOURNAMENT)

Assists

No.	Player	Total
1.	Duygu Duzceler	286
2.	Sarah Wickstrom	240
3.	Hailey Luke	189
4.	Brianne Burkert	134
5.	Jennifer McCall	126
6.	Fiona Bolten	110
7.	Nancy Gaspardarek	97
8.	Nikki Baker	76
9.	Jennifer Anderson	66
10.	Katie Mosher	46
11.	Jennifer Marraffino	44
12.	Patricia Figueiredo	41
13.	Marie Sanders	30
14.	Jessica Skower	25
15.	Fatma Yildirim	24

Assists / Set *min. 4 sets*

No.	Player	SP	Assists	Ast/Set
1.	Fiona Bolten	9	110	12.22
2.	Nancy Gaspardarek	8	97	12.13
3.	Jennifer McCall	11	126	11.45
4.	Jennifer Marraffino	4	44	11.00
5.	Jennifer Anderson	7	66	9.43
6.	Jessica Skower	4	25	6.25
7.	Brianne Burkert	24	134	5.58
8.	Duygu Duzceler	52	286	5.50
9.	Sarah Wickstrom	45	240	5.33
10.	Hailey Luke	37	189	5.11
11.	Nikki Baker	15	76	5.07
12.	Patricia Figueiredo	9	41	4.56
13.	LaToya Presberry	4	5	1.25
14.	Katie Mosher	45	46	1.02
15.	Fatma Yildirim	24	24	1.00

Service Aces

No.	Player	Total
1.	Duygu Duzceler	19
2.	Mira Djuric	10
3.	Katie Mosher	7
t4.	Katie Horton	6
t4.	Sarah Wickstrom	6
t6.	Luiza Ramos	5
t6.	Fatma Yildirim	5
t8.	Donna Krai	4
t8.	Franci Rard	4
t8.	Nicole Walch	4
t8.	Hailey Luke	4
t12.	Laura Dadowski	3
t12.	Visnja Djurdjevic	3
t12.	Catie Lotarski	3
t12.	Rachael Morgan	3
t12.	Kristen Rust	3
t12.	Holly Schneider	3

Service Aces / Set *min. 4 sets*

No.	Player	SP	SA	SA/S
1.	Kristen Rust	4	3	0.75
2.	Mira Djuric	15	10	0.67
3.	Franci Rard	8	4	0.50
4.	Luiza Ramos	11	5	0.45
5.	Catie Lotarski	8	3	0.38
6.	Duygu Duzceler	52	19	0.37
7.	Katie Horton	17	6	0.35
t8.	Kameelah	6	2	0.33
t8.	Holly Schneider	9	3	0.33
t10.	Valerie Broussard	8	2	0.25
t10.	Taryn Knuth	4	1	0.25
t10.	Annie Tietjens	4	1	0.25
t10.	Kristine Cousins	4	1	0.25
t10.	Jennifer Marraffino	4	1	0.25
t10.	Cassie McLaughlin	4	1	0.25
t10.	Amanda Santos	4	1	0.25

Digs

No.	Player	Total
1.	Katie Mosher	200
t2.	Cecilie Woie	111
t2.	Katie Horton	111
t4.	Visnja Djurdjevic	104
t4.	Jenna Romanelli	104
6.	Sarah Wickstrom	85
7.	Nicole Walch	81
8.	Duygu Duzceler	77
9.	Jekaterina Stepanova	75
10.	Fatma Yildirim	69
11.	Hailey Luke	60
12.	Luiza Ramos	57
13.	Brianne Burkert	49
14.	Olivera Medic	45
15.	Rachael Morgan	42

Digs / Set *min. 4 sets*

No.	Player	SP	Digs	D/Set
1.	Luiza Ramos	11	57	5.18
2.	Katie Mosher	45	200	4.44
3.	Jenna Romanelli	24	104	4.33
4.	Cecilie Woie	26	111	4.27
5.	Franci Rard	8	33	4.13
6.	Jennifer Werrick	9	34	3.78
7.	Visnja Djurdjevic	29	104	3.59
8.	Kristen Rust	4	14	3.50
9.	Katie Horton	17	59	3.47
10.	Vicki Zinkil	11	37	3.36
11.	Maggie Philgence	12	39	3.25
12.	Olivera Medic	15	45	3.00
13.	Nicole Walch	28	81	2.89
14.	Holly Schneider	9	26	2.89
15.	Fatma Yildirim	24	69	2.88



CAREER STATISTICS (NCAA TOURNAMENT)

Solo Blocks

<u>No.</u>	<u>Player</u>	<u>Total</u>
t1.	Jordana Price	6
t1.	Gabrielle Reece	6
3.	Sareea Freeman	5
t4.	Brianna Barry	4
t4.	Rachael Morgan	4
t4.	Ashley Neff	4
t7.	Sarah Burrington	3
t7.	Aisha Thornton	3
t7.	Vicki Zinkil	3
t10.	Visnja Djurdjevic	2
t10.	Stephanie Neville	2
t10.	Karyn Palgut	2
t10.	Holly Schneider	2
t10.	Bianca Stevens	2
t10.	Nicole Walch	2

Assisted Blocks

<u>No.</u>	<u>Player</u>	<u>Total</u>
1.	Ashley Neff	40
2.	Sareea Freeman	36
3.	Rachael Morgan	31
4.	Sarah Burrington	30
5.	Mara Green	22
6.	Melanie Keil	20
t7.	Milica Kubura	17
t7.	Mercedes Vaughn	17
8.	Nicole Walch	14
t9.	Visnja Djurdjevic	13
t9.	Susan Hawks	13
t10.	Jordana Price	12
t10.	Elise Walch	12
12.	Vicki Zinkil	11
t13.	Jekaterina Stepanova	10
t13.	Katie Horton	10
t13.	Stasa Miljevic	10



MATCH-BY-MATCH LEADERS (NCAA TOURNAMENT)

Kills

	<u>Player</u>	<u>No.</u>	<u>Opponent / Date</u>
1.	Franci Rard	28	Pacific / Dec. 5, 1993
2.	Luiza Ramos	26	DePaul / Dec. 1, 1993
t3.	Maggie Philgence	25	California / Nov. 30, 1989
t3.	Luiza Ramos	25	Pacific / Dec. 5, 1993
5.	Vicki Zinkil	24	DePaul / Dec. 1, 1993
6.	Nicole Walch	23	Brigham Young / Dec. 12, 2014
7.	Nicole Walch	22	Florida / Dec. 6, 2013
8.	Vicki Zinkil	21	Pacific / Dec. 5, 1993
t9.	Jennifer Anderson	20	Georgia / Nov. 28, 2003
t9.	Jekaterina Stepanova	20	Iowa State / Dec. 10, 2011
11.	Nicole Walch	19	Florida / Dec. 3, 2015
t12.	Gabrielle Reece	17	Kentucky / Nov. 30, 1990
t12.	Aisha Thornton	17	South Florida / Dec. 5, 1997
t12.	Karyn Palgut	17	Tennessee / Dec. 4, 1983
t15.	Taryn Knuth	16	Washington State / Dec. 1, 2017
t15.	Visnja Djurdjevic	16	Georgia Southern / Dec. 3, 2010
t15.	Nicole Walch	16	Wisconsin / Dec. 13, 2013
t15.	Jekaterina Stepanova	16	Albany / Dec. 2, 2011
t15.	Gabrielle Reece	16	California / Nov. 30, 1989
t15.	Holly Schneider	16	Northern Illinois / Dec. 4, 1998
t15.	Nicole Walch	16	Arizona State / Dec. 3, 2015

Assists

	<u>Player</u>	<u>No.</u>	<u>Opponent / Date</u>
1.	Jennifer McCall	66	Pacific / Dec. 5, 1993
2.	Nancy Gaspadarek	62	California / Nov. 30, 1989
3.	Jennifer McCall	60	DePaul / Dec. 1, 1993
4.	Fiona Bolten	58	Northern Illinois / Dec. 4, 1998
5.	Fiona Bolten	52	South Florida / Dec. 5, 1997
6.	Jennifer Marraffino	44	Kentucky / Nov. 30, 1990
t7.	Duygu Duzceler	35	Iowa State / Dec. 10, 2011
t7.	Nancy Gaspadarek	35	Colorado State / Dec. 3, 1988
9.	Sarah Wickstrom	34	Florida / Dec. 6, 2013
t10.	Brianna Burkert	33	Washington State / Dec. 1, 2017
t10.	Jennifer Anderson	33	South Florida / Dec. 6, 2002
t10.	Jennifer Anderson	33	Georgia / Nov. 28, 2003
13.	Duygu Duzceler	31	Georgia Southern / Dec. 3, 2010
14.	Marie Sanders	30	Tennessee / Dec. 4, 1983
t15.	Duygu Duzceler	28	Cincinnati / Dec. 3, 2011
t15.	Duygu Duzceler	28	Purdue / Dec. 1, 2012
t15.	Sarah Wickstrom	28	Brigham Young / Dec. 12, 2014

Attack Percentage

min. 10 Total Attacks

	<u>Player</u>	<u>Kills-E-TA</u>	<u>Date / Opponent</u>
1.	Ashley Neff	.650	Florida / Dec. 6, 2013 (14-1-20)

2.	Sarah Burrington	.588	Alabama / Dec. 5, 2014 (11-1-17)
3.	Aisha Thornton	.577	South Florida / Dec. 5, 1997 (17-2-26)
4.	Stephanie Neville	.571	Jacksonville State / Dec. 6, 2009 (8-0-14)
5.	Sarah Burrington	.550	Florida / Dec. 6, 2013 (11-0-20)
6.	Mira Djuric	.545	Alabama A&M / Dec. 5, 2009 (6-0-11)
7.	Mira Djuric	.538	Jacksonville State / Dec. 6, 2009 (8-1-13)
8.	Sarah Burrington	.533	Jacksonville / Dec. 4, 2014 (8-0-15)
9.	Ashley Neff	.529	Purdue / Dec. 9, 2011 (11-2-17)
10.	Nicole Walch	.522	Alabama, Dec. 5 / 2014 (13-1-23)
t11.	Bianca Stevens	.500	Kentucky / Nov. 30, 1990 (10-3-14)
t11.	Sareea Freeman	.500	Iowa State / Dec. 10, 2011 (12-2-20)
13.	Milica Kubura	.471	Brigham Young / Dec. 12, 2014 11-3-17
14.	Jekaterina Stepanova	.467	Albany / Dec. 2, 2011 16-2-30
15.	Vicki Zinkil	.457	DePaul / Dec. 1, 1993 (24-3-46)

Total Attacks

	<u>Player</u>	<u>No.</u>	<u>Opponent / Date</u>
t1.	Maggie Philgence	62	California / Nov. 30, 1989
t1.	Franci Rard	62	Pacific / Dec. 5, 1993
3.	Luiza Ramos	61	Pacific / Dec. 5, 1993
4.	Holly Schneider	58	Northern Illinois / Dec. 4, 1998
5.	Nicole Walch	54	Brigham Young / Dec. 12, 2014
6.	Nicole Walch	53	Florida / Dec. 4, 2015
t7.	Maggie Philgence	52	Kentucky / Nov. 30, 1990
t7.	Vicki Zinkil	52	Pacific / Dec. 5, 1993
t9.	Sonia Trevino	51	California / Nov. 30, 1989
t9.	Luiza Ramos	51	DePaul / Dec. 1, 1993
t9.	Nicole Walch	51	Wisconsin / Dec. 13, 2013
t12.	Katie Horton	50	Florida / Dec. 3, 2016
t12.	Katie Horton	50	Stanford / Dec. 9, 2016
t12.	Kristen Rust	50	Georgia / Nov. 28, 2003
t13.	Visnja Djurdjevic	49	Iowa State / Dec. 10, 2011
t13.	Kristine Cousins	48	Kentucky / Nov. 30, 1990
t13.	Jekaterina Stepanova	48	Cincinnati / Dec. 3, 2011
t13.	Nicole Walch	48	Florida / Dec. 6, 2013



MATCH-BY-MATCH LEADERS (NCAA TOURNAMENT)

Service Aces

	<u>Player</u>	<u>No.</u>	<u>Opponent / Date</u>
1.	Mira Djuric	5	Alabama A&M / Dec. 5, 2009
2.	Donna Krai	4	Tennessee / Dec. 4, 1983
t3.	Mira Djuric	3	Jacksonville State / Dec. 6, 2009
t3.	Duygu Duzceler	3	Purdue / Dec. 1, 2012
t3.	Nicole Walch	3	Florida / Dec. 6, 2013
t3.	Katie Horton	3	Alabama / Dec. 5, 2014
t3.	Kristen Rust	3	Georgia / Nov. 28, 2003
t3.	Vicki Zinkil	3	Pacific / Dec. 5, 1993
	23 tied with	2	<i>Last time</i>
t9.	Laura Dadowski	2	Florida / Dec. 4, 2015

Digs

	<u>Player</u>	<u>No.</u>	<u>Opponent / Date</u>
t1.	Cecilie Woie	31	Washington State / Dec. 1, 2017
t1.	Franci Rard	31	DePaul / Dec. 1, 1993
t3.	Katie Mosher	28	Purdue / Dec. 9, 2011
t3.	Luiza Ramos	28	DePaul / Dec. 1, 1993
t5.	Katie Horton	26	Cincinnati / Dec. 2, 2016
t5.	Visnja Djurdjevic	26	Purdue / Dec. 9, 2011
7.	Jenna Romanelli	25	Kentucky / Dec. 11, 2009
8.	Katie Mosher	24	Iowa State / Dec. 10, 2011
t9.	Fatma Yildirim	23	Purdue / Dec. 1, 2012
t9.	Maggie Philgence	23	California / Nov. 30, 1989
t11.	Jenna Romanelli	22	Florida / Dec. 4, 2010
t11.	Jekaterina Stepanova	22	Purdue / Dec. 9, 2011
t11.	Jennifer Werrick	22	South Florida / Dec. 5, 1997
t14.	Katie Mosher	21	Cincinnati / Dec. 3, 2011
t14.	Franci Rard	21	Pacific / Dec. 5, 1993

Solo Blocks

min. 2

	<u>Player</u>	<u>No.</u>	<u>Opponent / Date</u>
1.	Gabrielle Reece	4	California / Nov. 30, 1989
t2.	Jordana Price	3	Kentucky / Dec. 11, 2009
t2.	Brianna Barry	3	Kentucky / Dec. 11, 2009
t2.	Sareea Freeman	3	Purdue / Dec. 9, 2011
t5.	Stephanie Neville	2	Florida / Dec. 4, 2010
t5.	Ashley Neff	2	Cincinnati / Dec. 3, 2011
t5.	Rachel Morgan	2	Iowa State / Dec. 10, 2011
t5.	Sareea Freeman	2	Iowa State / Dec. 10, 2011
t5.	Ashley Neff	2	UCLA / Dec. 15, 2011
t5.	Karyn Palgut	2	Tennessee / Dec. 4, 1983
t5.	Vicki Zinkil	2	California / Nov. 30, 1989
t5.	Bianca Stevens	2	Kentucky / Nov. 30, 1990
t5.	Sarah Burrington	2	Florida / Dec. 4, 2015

Assisted Blocks

min. 2

	<u>Player</u>	<u>No.</u>	<u>Opponent / Date</u>
t1.	Sareea Freeman	8	Iowa State / Dec. 10, 2011
t1.	Susan Hawks	8	Northern Illinois / Dec. 4, 1998
3.	Sarah Burrington	7	Jacksonville / Dec. 4, 2014
t4.	Sareea Freeman	6	Purdue / Dec. 9, 2011
t4.	Ashley Neff	6	Purdue / Dec. 1, 2012
t4.	Ashley Neff	6	Wisconsin / Dec. 13, 2013
t4.	Katie Hemlepp	6	South Florida / Dec. 5, 1997
t4.	Aisha Thornton	6	South Florida / Dec. 5, 1997
t4.	LaToya Presberry	6	Northern Illinois / Dec. 4, 1998
t10.	Jordana Price	5	Alabama A&M / Dec. 5, 2009
t10.	Sareea Freeman	5	Florida / Dec. 4, 2010
t10.	Visnja Djurdjevic	5	Cincinnati / Dec. 3, 2011
t10.	Ashley Neff	5	Cincinnati / Dec. 3, 2011
t10.	Sareea Freeman	5	Cincinnati / Dec. 3, 2011
t10.	Elise Walch	5	Iowa State / Dec. 10, 2011
t10.	Mara Green	5	Hofstra / Nov. 30, 2012
t10.	Vicki Zinkil	5	California / Nov. 30, 1989
t10.	Susan Hawks	5	South Florida / Dec. 5, 1997



ALL-TIME RECORDS VS. OPPONENTS

Alabama	16-11
Home Record	3-2
Away Record	1-2
Neutral Record	12-7

Date	Season	FSU / Opp.	Opponent	Result	Scores
	1972	-/-	vs. Alabama \$	W, 2-1	13-15, 15-3, 15-9
Oct. 4	1975	-/-	vs. Alabama !	W, 2-1	7-15, 15-8, 15-12
Oct. 11	1975	-/-	vs. Alabama @	W, 2-1	9-15, 15-6, 15-7
Nov. 21	1975	-/-	vs. Alabama ^	W, 2-0	15-4, 15-4
	1976	-/-	vs. Alabama #	L, 0-2	10-15, 11-15
	1977	-/-	vs. Alabama	L, 0-2	10-15, 3-15
	1977	-/-	vs. Alabama &	L, 0-2	9-15, 10-15
	1977	-/-	vs. Alabama &	L, 1-3	3-15, 14-16, 15-11, 9-15
	1978	-/-	at Alabama %	L, 0-3	7-15, 10-15, 11-15
	1978	-/-	vs. Alabama &	W, 2-0	15-3, 15-2
	1978	-/-	vs. Alabama &	W, 3-0	15-13, 15-13, 15-4
Sept. 29	1979	-/-	vs. Alabama @	W, 3-0	15-7, 15-6, 15-10
Sept. 22	1979	-/-	at Alabama !	L, 0-2	9-15, 11-15
Oct. 5	1979	-/-	vs. Alabama #	L, 1-2	11-15, 15-8, 5-15
Nov. 15	1979	-/-	vs. Alabama &	L, 0-2	13-15, 15-13, 12-15
Nov. 16	1979	-/-	vs. Alabama &	W, 2-0	15-13, 15-6
Nov. 17	1979	-/-	vs. Alabama &	W, 2-1	14-16, 15-11, 15-10
Oct. 4	1980	-/-	vs. Alabama #	L, 0-2	10-15, 7-15
Nov. 22	1980	-/-	vs. Alabama +	L, 1-2	14-16, 15-11, 11-15
Oct. 9	1981	-/-	vs. Alabama #	W, 2-0	15-7, 15-4
Oct. 10	1981	-/-	vs. Alabama #	W, 2-0	15-10, 15-10
Sept. 18	1981	-/-	at Alabama !	W, 2-0	15-7, 15-9
Sept. 19	1992	-/-	vs. Alabama #	W, 3-0	15-10, 15-12, 15-3
Sept. 5	2000	-/-	vs. Alabama	W, 3-2	6-15, 16-14, 15-5, 15-12, 15-13
Aug. 31	2002	-/-	vs. Alabama !	L, 1-3	26-30, 30-27, 30-19, 30-28
Dec. 5	2014	8/-	vs. Alabama ^	W, 3-0	25-18, 25-22, 25-19
Sept. 2	2016	16 / 14	vs. Alabama	W, 3-2	22-25, 25-21, 20-25, 25-19, 15-12

Alabama A&M	1-0
Home Record	0-0
Away Record	0-0
Neutral Record	1-0

Date	Season	FSU / Opp.	Opponent	Result	Scores
Dec. 5	2009	12 / -	vs. Alabama A&M ^	W, 3-0	25-10, 25-19, 25-10

UAB	7-1
Home Record	4-1
Away Record	0-0
Neutral Record	3-0

Date	Season	FSU / Opp.	Opponent	Result	Scores
	1973	-/-	vs. UAB @	W, 2-0	15-3, 15-8
Sept. 20	1980	-/-	vs. UAB !	W, 2-0	15-9, 15-4
Oct. 9	1981	-/-	vs. UAB #	W, 2-0	15-8, 15-5
Sept. 5	1987	-/-	vs. UAB !	W, 3-0	15-5, 15-4, 15-4
Sept. 2	1988	-/-	vs. UAB	W, 3-0	15-2, 15-5, 15-1
Oct. 21	1989	-/-	vs. UAB	W, 3-1	13-15, 15-6, 15-11, 15-10
Aug. 31	1990	-/-	vs. UAB !	W, 3-0	15-7, 15-12, 15-11
Nov. 15	1991	-/-	vs. UAB #	L, 2-3	15-11, 8-15, 15-4, 13-15, 12-15

Albany	3-0
Home Record	2-0
Away Record	0-0
Neutral Record	1-0

Date	Season	FSU / Opp.	Opponent	Result	Scores
Sept. 13	2009	22 / -	vs. Albany #	W, 3-0	25-21, 25-20, 25-21
Aug. 27	2011	-/-	vs. Albany !	W, 3-0	25-16, 25-20, 25-20
Dec. 2	2011	21 / -	vs. Albany ^	W, 3-0	25-15, 25-11, 25-23

American	1-0
Home Record	0-0
Away Record	1-0
Neutral Record	0-0

Date	Season	FSU / Opp.	Opponent	Result	Scores
Sept. 7	2014	8 / -	at American @	W, 3-2	19-25, 25-12, 25-22, 10-25, 15-9

Appalachian State	2-0
Home Record	0-0
Away Record	0-0
Neutral Record	2-0

Date	Season	FSU / Opp.	Opponent	Result	Scores
	1977	-/-	vs. Appalachian State %	W, 2-0	15-11, 15-2
Oct. 24	1981	-/-	vs. Appalachian State \$	W, 3-0	15-1, 15-8, 15-8

Arizona	0-2
Home Record	0-1
Away Record	0-0
Neutral Record	0-1

Date	Season	FSU / Opp.	Opponent	Result	Scores
	1978	-/-	vs. Arizona +	L, 1-2	11-15, 16-14, 1-15
Oct. 11	1985	- / 14	vs. Arizona	L, 0-3	7-15, 4-15, 7-15

Arizona State	1-1
Home Record	0-1
Away Record	0-0
Neutral Record	1-0

Date	Season	FSU / Opp.	Opponent	Result	Scores
Nov. 24	1984	- / 14	vs. Arizona State	L, 0-3	10-15, 7-15, 4-15
Dec. 3	2015	19 / -	vs. Arizona State ^	W, 3-0	25-13, 25-17, 25-21

Arkansas	1-0
Home Record	0-0
Away Record	0-0
Neutral Record	1-0

Date	Season	FSU / Opp.	Opponent	Result	Scores
Sept. 28	1979	-/-	vs. Arkansas @	W, 2-0	15-10, 15-6

Arkansas State	2-1
Home Record	1-0
Away Record	0-0
Neutral Record	1-1

Date	Season	FSU / Opp.	Opponent	Result	Scores
	1978	-/-	vs. Arkansas State !	L, 1-2	15-5, 17-19, 15-17
Oct. 3	1993	21 / -	vs. Arkansas State	W, 3-0	15-3, 15-9, 15-2
Sept. 5	2003	-/-	vs. Arkansas State @	W, 3-1	30-21, 29-31, 30-23, 34-32

Athens College	4-0
Home Record	0-0
Away Record	0-0
Neutral Record	4-0

Date	Season	FSU / Opp.	Opponent	Result	Scores
	1973	-/-	vs. Athens College \$	W, 2-0	15-3, 15-10
Oct. 11	1974	-/-	vs. Athens College !	W, 2-0	15-7, 15-1
Nov. 22	1974	-/-	vs. Athens College %	W, 2-0	15-6, 15-5
Nov. 22	1974	-/-	vs. Athens College %	W, 2-0	15-10, 15-3

Auburn	17-1
Home Record	5-0
Away Record	2-1
Neutral Record	10-0

Date	Season	FSU / Opp.	Opponent	Result	Scores
	1972	-/-	at Auburn \$	W, 2-1	15-8, 12-15, 15-4
	1973	-/-	vs. Auburn	W, 2-0	15-7, 12-15, 15-3
Oct. 12	1974	-/-	vs. Auburn !	W, 2-0	15-6, 16-14
Oct. 26	1974	-/-	vs. Auburn @	W, 2-1	15-12, 4-15, 15-8
Nov. 22	1974	-/-	vs. Auburn %	W, 2-0	15-13, 16-14



ALL-TIME RECORDS VS. OPPONENTS

Oct. 10	1975	-/-	vs. Auburn @	W, 2-0	15-8, 15-4
	1976	-/-	vs. Auburn #	W, 2-0	15-13, 15-9
	1976	-/-	vs. Auburn \$	W, 2-1	10-15, 15-6, 15-4
Oct. 6	1979	-/-	vs. Auburn #	W, 2-0	15-5, 15-7
Oct. 12	1979	-/-	vs. Auburn \$	W, 2-0	15-6, 15-10
Nov. 20	1980	-/-	vs. Auburn +	W, 2-0	15-1, 15-2
Oct. 21	1990	-/-	vs. Auburn	W, 3-0	15-7, 15-6, 15-3
Sept. 3	1993	-/-	vs. Auburn !	W, 3-0	15-6, 15-4, 15-3
Oct. 1	1996	-/-	at Auburn	L, 0-3	3-15, 8-15, 12-15
Sept. 1	1999	-/-	vs. Auburn	W, 3-2	7-15, 17-15, 15-11, 6-15, 15-12
Sept. 21	2013	17/-	at Auburn	W, 3-2	25-22, 28-30, 25-16, 22-25, 15-11
Sept. 15	2014	6/-	vs. Auburn	W, 3-2	25-17, 26-28, 17-25, 25-16, 15-8
Sept. 16	2017	20/-	vs. Auburn	W, 3-2	25-19, 18-25, 27-25, 19-25, 15-12

Ball State	0-2
Home Record	0-0
Away Record	0-1
Neutral Record	0-1

Date	Season	FSU / Opp.	Opponent	Result	Scores
Sept. 14	1996	-/-	vs. Ball State @	L, 0-3	7-15, 8-15, 8-15
Sept. 9	2000	-/-	at Ball State @	L, 1-3	8-15, 15-13, 11-15, 7-15

Barry	2-0
Home Record	0-0
Away Record	0-0
Neutral Record	2-0

Date	Season	FSU / Opp.	Opponent	Result	Scores
	1972	-/-	vs. Barry @	W, 2-0	15-2, 15-5
Oct. 11	1974	-/-	vs. Barry !	W, 2-0	15-8, 15-2

Baylor	4-0
Home Record	2-0
Away Record	1-0
Neutral Record	1-0

Date	Season	FSU / Opp.	Opponent	Result	Scores
Sept. 18	1981	-/-	vs. Baylor !	W, 2-0	15-4, 15-1
Oct. 19	1990	-/-	vs. Baylor	W, 3-0	15-5, 15-7, 15-4
Sept. 8	2016	13/-	vs. Baylor	W, 3-2	18-25, 25-15, 25-13, 19-25, 15-13
Aug. 25	2017	15/-	at Baylor	W, 3-1	26-19, 12-25, 25-21, 25-22

Berry College	5-1
Home Record	1-0
Away Record	0-0
Neutral Record	4-1

Date	Season	FSU / Opp.	Opponent	Result	Scores
Oct. 17	1975	-/-	vs. Berry College #	W, 2-0	15-13, 15-10
Oct. 31	1975	-/-	vs. Berry College \$	W, 2-0	15-12, 15-7
Nov. 1	1975	-/-	vs. Berry College \$	W, 2-0	15-5, 15-3
	1976	-/-	vs. Berry College !	W, 2-1	15-11, 6-15, 19-17
	1976	-/-	vs. Berry College \$	L, 1-2	15-1, 6-15, 6-15
	1976	-/-	vs. Berry College \$	W, 2-0	18-16, 15-4

Boston College	21-1
Home Record	12-0
Away Record	9-1
Neutral Record	0-0
ACC Regular Season All-Time Record	21-1

Date	Season	FSU / Opp.	Opponent	Result	Scores
Aug. 29	1997	-/-	vs. Boston College !	W, 3-0	15-7, 15-4, 15-11
Oct. 28	2005	-/-	vs. Boston College *	W, 3-2	30-17, 27-30, 30-23, 30-32, 15-7
Sept. 24	2005	-/-	at Boston College *	W, 3-1	30-24, 25-30, 30-25, 30-28
Oct. 27	2006	-/-	at Boston College *	W, 3-0	30-21, 30-27, 30-15
Sept. 24	2006	-/-	vs. Boston College *	W, 3-1	30-24, 20-30, 30-21, 30-22
Nov. 9	2007	-/-	vs. Boston College *	W, 3-0	30-20, 31-29, 30-15
Oct. 13	2007	-/-	at Boston College *	L, 2-3	30-17, 30-18, 29-31, 20-30, 7-15
Nov. 7	2008	-/-	at Boston College *	W, 3-1	25-11, 17-25, 25-18, 25-20

Oct. 12	2008	-/-	vs. Boston College *	W, 3-0	25-14, 25-18, 25-15
Nov. 20	2009	15/-	vs. Boston College *	W, 3-0	25-18, 25-18, 25-11
Oct. 18	2009	17/-	at Boston College *	W, 3-0	25-14, 25-15, 25-9
Nov. 21	2010	-/-	vs. Boston College *	W, 3-0	25-18, 25-20, 26-24
Oct. 15	2010	22/-	at Boston College *	W, 3-2	23-25, 25-22, 25-17, 23-25, 15-12
Oct. 23	2011	19/-	at Boston College *	W, 3-0	26-24, 25-13, 25-19
Nov. 18	2012	11/-	vs. Boston College *	W, 3-0	25-22, 25-13, 25-22
Oct. 12	2012	12/-	at Boston College *	W, 3-0	25-20, 25-15, 25-19
Sept. 29	2013	17/-	at Boston College *	W, 3-0	25-23, 25-8, 25-13
Nov. 21	2014	8/-	vs. Boston College *	W, 3-0	25-22, 28-26, 25-20
Oct. 25	2015	17/-	vs. Boston College *	W, 3-0	25-18, 25-22, 25-14
Oct. 2	2016	15/-	vs. Boston College *	W, 3-0	25-20, 25-17, 25-15
Nov. 11	2016	18/-	at Boston College *	W, 3-1	22-25, 25-17, 25-17, 25-18
Nov. 12	2017	-/-	vs. Boston College *	W, 3-0	25-20, 25-17, 25-13

Bowling Green	1-0
Home Record	1-0
Away Record	0-0
Neutral Record	0-0

Date	Season	FSU / Opp.	Opponent	Result	Scores
Aug. 30	2008	-/-	vs. Bowling Green !	W, 3-1	18-25, 25-23, 25-13, 25-22

Brigham Young	1-5
Home Record	0-1
Away Record	0-0
Neutral Record	1-4

Date	Season	FSU / Opp.	Opponent	Result	Scores
Dec. 6	1979	-/-	vs. Brigham Young +	L, 1-2	16-14, 7-15, 7-15
Nov. 23	1984	-/15	vs. Brigham Young	L, 0-3	14-16, 0-15, 2-15
Nov. 29	1985	-/-	vs. Brigham Young ^	L, 0-3	2-15, 6-15, 5-15
Nov. 29	1986	-/1	vs. Brigham Young &	L, 2-3	9-15, 7-15, 15-9, 5-15
Nov. 10	1989	-/-	vs. Brigham Young #	W, 3-2	15-6, 15-17, 8-15, 15-11, 15-11
Dec. 12	2014	8/12	vs. Brigham Young &	L, 1-3	20-25, 19-25, 25-19, 24-26

Brooklyn College	0-1
Home Record	0-0
Away Record	0-0
Neutral Record	0-1

Date	Season	FSU / Opp.	Opponent	Result	Scores
Dec. 13	1974	-/-	vs. Brooklyn College ^	L, 0-2	12-15, 0-15

Brown	1-0
Home Record	1-0
Away Record	0-0
Neutral Record	0-0

Date	Season	FSU / Opp.	Opponent	Result	Scores
Sept. 21	2002	-/-	vs. Brown #	W, 3-0	30-25, 30-25, 30-19

Butler	1-0
Home Record	0-0
Away Record	0-0
Neutral Record	1-0

Date	Season	FSU / Opp.	Opponent	Result	Scores
Sept. 1	1990	-/-	vs. Butler !	W, 3-1	13-15, 15-9, 15-0, 15-3

California	2-2
Home Record	0-1
Away Record	0-0
Neutral Record	2-1

Date	Season	FSU / Opp.	Opponent	Result	Scores
	1978	-/-	vs. California +	L, 1-2	2-15, 15-12, 7-15
Nov. 28	1986	-/-	vs. California &	W, 3-2	15-12, 15-9, 11-15, 4-15, 15-9
Nov. 30	1989	-/17	vs. California ^	L, 1-3	15-11, 11-15, 13-15, 13-15
Sept. 12	1998	22/-	vs. California @	W, 3-0	16-14, 15-8, 15-10



ALL-TIME RECORDS VS. OPPONENTS

Central Arkansas	1-0
Home Record	1-0
Away Record	0-0
Neutral Record	0-0

Date	Season	FSU / Opp.	Opponent	Result	Scores
Sept. 13	2014	7 / -	vs. Central Arkansas #	W, 3-0	25-11, 25-18, 25-17

UCF	26-4
Home Record	17-0
Away Record	3-2
Neutral Record	6-2

Date	Season	FSU / Opp.	Opponent	Result	Scores
Sept. 21	1979	- / -	vs. UCF !	L, 1-2	2-15, 15-7, 8-15
Oct. 6	1979	- / -	at UCF #	L, 0-2	7-15, 6-15
Sept. 19	1980	- / -	vs. UCF !	L, 0-2	8-15, 8-15
Oct. 3	1980	- / -	at UCF #	W, 2-0	15-11, 15-10
Oct. 24	1980	- / -	vs. UCF %	W, 2-0	16-14, 15-11
Oct. 25	1980	- / -	vs. UCF %	W, 2-0	15-0, 15-5
Oct. 31	1980	- / -	vs. UCF ^	W, 2-0	15-1, 15-3
Sept. 14	1981	- / -	vs. UCF	W, 2-0	17-15, 15-13
Oct. 13	1981	- / -	vs. UCF #	W, 3-0	15-5, 15-2, 15-4
Nov. 13	1981	- / -	vs. UCF ^	W, 2-0	15-7, 15-3, 16-14
Nov. 21	1981	- / -	vs. UCF &	W, 2-0	15-12, 15-9
Sept. 21	1982	20 / -	vs. UCF	W, 3-0	15-9, 15-3, 15-10
Oct. 15	1982	- / -	at UCF \$	L, 2-0	15-10, 15-7
Oct. 2	1984	- / -	vs. UCF	W, 3-0	15-13, 15-2, 15-4
Oct. 28	1984	- / -	vs. UCF	W, 3-0	15-3, 15-9, 15-8
Sept. 21	1985	- / -	vs. UCF !	W, 3-0	15-10, 15-5, 15-6
Oct. 15	1985	- / -	vs. UCF	W, 3-0	15-10, 15-9, 15-4
Sept. 6	1986	- / -	at UCF !	W, 3-0	15-3, 15-8, 15-2
Sept. 20	1986	- / -	vs. UCF @	W, 3-0	15-9, 15-8, 15-8
Nov. 6	1987	- / -	vs. UCF	W, 3-0	15-4, 15-13, 15-4
Oct. 15	1988	- / -	vs. UCF	W, 3-0	15-8, 15-0, 15-1
Sept. 7	1991	- / -	vs. UCF	W, 3-0	15-10, 15-1, 15-7
Nov. 12	1992	- / -	vs. UCF	W, 3-0	15-10, 15-2, 15-3
Nov. 15	1994	- / -	vs. UCF	W, 3-1	15-5, 15-17, 15-13, 15-13
Sept. 8	1998	22 / -	vs. UCF !	W, 3-0	15-6, 15-9, 15-6
Sept. 19	2000	- / -	vs. UCF	W, 3-1	15-7, 14-16, 15-3, 15-7
Nov. 6	2001	- / -	vs. UCF	W, 3-1	30-16, 27-30, 30-17, 30-22
Oct. 14	2003	- / -	at UCF	W, 3-1	31-29, 28-30, 32-30, 30-27
Oct. 12	2004	- / -	vs. UCF	W, 3-0	30-12, 30-25, 30-21
Aug. 27	2016	17 / -	vs. UCF	W, 3-0	25-23, 25-23, 25-13

Central Michigan	1-0
Home Record	1-0
Away Record	0-0
Neutral Record	0-0

Date	Season	FSU / Opp.	Opponent	Result	Scores
Aug. 28	2009	- / -	vs. Central Michigan !	W, 3-0	25-19, 25-13, 25-23

Charleston Southern	1-0
Home Record	1-0
Away Record	0-0
Neutral Record	0-0

Date	Season	FSU / Opp.	Opponent	Result	Scores
Sept. 2	2000	- / -	vs. Charleston Southern !	W, 3-0	15-8, 15-4, 15-4

Chattanooga	4-0
Home Record	2-0
Away Record	0-0
Neutral Record	2-0

Date	Season	FSU / Opp.	Opponent	Result	Scores
	1976	- / -	vs. Chattanooga \$	W, 2-0	15-11, 15-2
	1977	- / -	vs. Chattanooga \$	W, 2-0	15-13, 15-11
	1977	- / -	vs. Chattanooga #	W, 2-0	15-10, 15-3
Oct. 7	1983	- / -	vs. Chattanooga \$	W, 3-0	15-3, 15-3, 15-9

Cincinnati	18-2
Home Record	5-1
Away Record	5-0
Neutral Record	8-1

Date	Season	FSU / Opp.	Opponent	Result	Scores
	1978	- / -	vs. Cincinnati \$	W, 2-0	15-11, 15-11
	1978	- / -	vs. Cincinnati %	W, 3-0	15-12, 15-11, 15-12
Oct. 20	1979	- / -	vs. Cincinnati %	L, 0-2	11-15, 9-15
Sept. 27	1980	- / -	vs. Cincinnati @	W, 2-0	15-6, 16-14
Nov. 21	1982	- / -	vs. Cincinnati ^	L, 1-2	15-10, 13-15, 5-15
Oct. 1	1983	- / -	vs. Cincinnati #	W, 3-1	12-15, 15-11, 15-12, 15-11
Nov. 19	1983	- / -	vs. Cincinnati ?	W, 3-1	13-15, 15-12, 15-12, 15-9
Nov. 3	1984	- / -	vs. Cincinnati	W, 3-1	15-7, 13-15, 15-5, 15-11
Nov. 2	1985	- / -	at Cincinnati ?	W, 3-0	15-3, 15-9, 15-9
Oct. 31	1986	- / -	vs. Cincinnati ?	W, 3-0	15-8, 15-8, 15-13
Oct. 24	1987	- / -	at Cincinnati ?	W, 3-2	15-12, 15-10, 7-15, 7-15, 15-8
Nov. 22	1987	- / -	vs. Cincinnati \$	W, 3-1	15-4, 15-12, 6-15, 15-11
Oct. 28	1988	- / -	vs. Cincinnati ?	W, 3-2	12-15, 15-13, 13-15, 15-13, 15-4
Nov. 20	1988	- / -	at Cincinnati #	W, 3-1	10-15, 15-10, 15-7, 15-9
Oct. 14	1989	- / -	at Cincinnati ?	W, 3-1	15-8, 15-4, 8-15, 15-11
Nov. 19	1989	- / -	vs. Cincinnati \$	W, 3-0	15-12, 15-4, 15-7
Nov. 2	1990	- / -	at Cincinnati ?	W, 3-2	15-8, 14-16, 15-4, 15-17, 15-9
Dec. 3	2011	21 / -	vs. Cincinnati ^	W, 3-2	25-23, 16-25, 25-20, 20-25, 15-13
Aug. 25	2012	12 / -	vs. Cincinnati !	W, 3-0	25-20, 25-17, 25-14
Dec. 2	2016	16 / -	vs. Cincinnati ^	W, 3-1	20-25, 25-14, 25-23, 25-23

Clemson	35-20
Home Record	18-8
Away Record	14-12
Neutral Record	3-0
ACC Regular Season Record	30-19

Date	Season	FSU / Opp.	Opponent	Result	Scores
Oct. 10	1981	- / -	vs. Clemson #	W, 2-0	15-10, 15-5
Sept. 3	1983	- / -	vs. Clemson !	W, 3-0	15-7, 15-0, 15-4
Oct. 8	1983	- / -	vs. Clemson \$	W, 3-0	15-8, 15-7, 15-4
Oct. 24	1992	- / -	vs. Clemson *	W, 3-0	15-8, 15-7, 15-4
Nov. 8	1991	- / -	at Clemson *	W, 3-0	15-12, 15-9, 15-9
Sept. 24	1993	23 / -	vs. Clemson *	W, 3-2	15-7, 16-14, 8-15, 12-15, 15-11
Nov. 6	1993	23 / -	at Clemson *	L, 0-3	4-15, 10-15, 4-15
Nov. 20	1993	- / -	vs. Clemson #	W, 3-0	17-15, 15-12, 15-7
Sept. 30	1994	- / -	vs. Clemson *	W, 3-2	13-15, 15-5, 15-4, 10-15, 15-11
Nov. 11	1994	- / -	at Clemson *	L, 0-3	6-15, 3-15, 5-15
Sept. 23	1995	- / -	at Clemson *	L, 1-3	3-15, 15-13, 7-15, 16-18
Oct. 7	1995	- / -	vs. Clemson *	L, 2-3	16-14, 1-15, 9-15, 15-9, 3-15
Nov. 16	1995	- / -	at Clemson #	W, 3-2	15-8, 6-15, 6-15, 16-14, 15-13
Sept. 27	1996	- / -	vs. Clemson *	L, 2-3	15-7, 15-8, 12-15, 10-15, 17-19
Oct. 11	1996	- / -	at Clemson	L, 1-3	13-15, 16-14, 14-16, 5-15
Oct. 3	1997	- / -	vs. Clemson *	W, 3-1	15-13, 14-16, 15-4, 15-13
Oct. 26	1997	- / -	at Clemson *	W, 3-1	5-15, 15-6, 15-5, 20-18
Sept. 26	1998	21 / -	at Clemson *	L, 2-3	5-15, 13-15, 15-6, 17-15, 13-15
Nov. 1	1998	- / -	vs. Clemson *	W, 3-1	15-9, 15-5, 11-15, 15-11
Oct. 8	1999	- / 13	at Clemson *	L, 0-3	2-15, 5-15, 7-15
Nov. 5	1999	- / 13	vs. Clemson *	L, 1-3	15-11, 3-15, 8-15, 4-15
Nov. 19	1999	- / 16	vs. Clemson \$	L, 0-3	4-15, 5-15, 8-15
Oct. 15	2000	- / -	vs. Clemson *	W, 3-1	15-13, 15-6, 13-15, 15-8
Nov. 11	2000	- / -	at Clemson *	W, 3-1	15-4, 6-15, 15-6, 15-9
Sept. 21	2001	- / -	at Clemson *	W, 3-1	30-23, 30-32, 30-26, 30-23
Oct. 26	2001	- / -	vs. Clemson *	W, 3-0	30-28, 30-23, 30-14
Oct. 5	2002	- / -	at Clemson *	L, 2-3	23-30, 30-28, 28-30, 30-25, 15-17
Nov. 9	2002	- / -	vs. Clemson *	L, 1-3	30-24, 28-30, 28-30, 30-26
Nov. 22	2002	- / -	vs. Clemson \$	W, 3-2	29-31, 30-23, 30-28, 30-32, 17-15
Oct. 17	2003	- / -	vs. Clemson *	W, 3-2	30-21, 22-30, 20-30, 30-27, 15-6
Nov. 7	2003	- / -	at Clemson *	L, 1-3	30-25, 22-30, 21-30, 25-30
Oct. 30	2004	- / -	at Clemson *	W, 3-1	30-28, 30-32, 31-29, 30-25
Oct. 2	2005	- / -	vs. Clemson *	L, 2-3	30-23, 30-32, 28-30, 30-20, 13-15
Nov. 4	2005	- / -	at Clemson *	W, 3-1	30-27, 17-30, 30-26, 30-22
Sept. 30	2006	- / -	at Clemson *	L, 0-3	30-32, 27-30, 30-32
Nov. 3	2006	- / -	vs. Clemson *	L, 0-3	16-30, 21-30, 21-30
Oct. 7	2007	- / -	vs. Clemson *	L, 0-3	23-30, 28-30, 27-30



ALL-TIME RECORDS VS. OPPONENTS

Nov. 16	2007	-/-	at Clemson *	L, 0-3	24-30, 19-30, 26-30
Oct. 4	2008	-/-	at Clemson *	L, 0-3	12-25, 17-25, 14-25
Nov. 14	2008	-/-	vs. Clemson *	W, 3-2	22-25, 18-25, 25-16, 25-23, 15-12
Oct. 4	2009	17/-	vs. Clemson *	W, 3-2	26-24, 25-20, 23-25, 20-25, 15-7
Nov. 13	2009	15/-	at Clemson *	W, 3-1	21-25, 25-19, 25-19, 25-19
Oct. 8	2010	20/-	vs. Clemson *	W, 3-1	21-25, 25-19, 25-12, 25-21
Nov. 6	2010	-/-	at Clemson *	L, 0-2	20-25, 18-25, 19-25
Oct. 16	2011	21/-	vs. Clemson *	W, 3-0	25-22, 29-27, 25-12
Nov. 18	2011	21/-	at Clemson *	W, 3-1	22-25, 25-15, 25-20, 26-24
Oct. 21	2012	12/-	at Clemson *	W, 3-0	25-9, 25-23, 25-19
Oct. 5	2013	18/-	at Clemson *	W, 3-2	19-25, 17-25, 25-23, 25-21, 15-8
Nov. 27	2013	16/-	vs. Clemson *	W, 3-0	25-21, 25-23, 25-16
Nov. 2	2014	3/-	at Clemson *	W, 3-2	22-25, 25-22, 21-25, 25-18, 15-12
Nov. 26	2014	8/-	vs. Clemson *	W, 3-0	25-18, 25-21, 25-13
Oct. 2	2015	17/-	vs. Clemson *	W, 3-0	25-22, 25-15, 25-15
Nov. 27	2015	20/-	at Clemson *	W, 3-0	25-22, 27-25, 25-15
Nov. 23	2016	16/-	vs. Clemson *	W, 3-1	25-16, 24-26, 25-17, 25-17
Nov. 22	2017	-/-	at Clemson *	W, 3-0	25-9, 26-24, 25-14

Coastal Carolina 1-0
Home Record 1-0
Away Record 0-0
Neutral Record 0-0

Date	Season	FSU / Opp.	Opponent	Result	Scores
Sept. 11	2015	19/-	vs. Coastal Carolina #	W, 3-0	25-15, 25-16, 25-10

College of Charleston 1-1
Home Record 1-0
Away Record 0-0
Neutral Record 0-1

Date	Season	FSU / Opp.	Opponent	Result	Scores
	1977	-/-	vs. College of Charleston \$	L, 1-2	12-15, 15-7, 7-15
Sept. 15	1995	-/-	vs. College of Charleston	W, 3-0	15-5, 15-8, 15-10

Colorado 0-2
Home Record 0-0
Away Record 0-2
Neutral Record 0-0

Date	Season	FSU / Opp.	Opponent	Result	Scores
Sept. 22	1990	-/-	at Colorado #	L, 1-3	4-15, 5-15, 15-9, 5-15
Aug. 29	2015	9/24	at Colorado !	L, 2-3	20-25, 25-17, 27-25, 21-25, 12-15

Colorado State 0-2
Home Record 0-2
Away Record 0-0
Neutral Record 0-0

Date	Season	FSU / Opp.	Opponent	Result	Scores
Dec. 4	1988	-/-	vs. Colorado State ^	L, 1-3	3-15, 5-15, 15-9, 7-15
Sept. 2	2017	15/-	vs. Colorado State	L, 0-3	21-25, 23-25, 15-25

Columbus College 3-0
Home Record 0-0
Away Record 0-0
Neutral Record 3-0

Date	Season	FSU / Opp.	Opponent	Result	Scores
	1973	-/-	vs. Columbus College \$	W, 2-0	15-1, 15-8
	1977	-/-	vs. Columbus College !	W, 2-0	15-2, 15-10
	1978	-/-	vs. Columbus College !	W, 2-0	15-1, 15-0

Dayton 1-0
Home Record 0-0
Away Record 1-0
Neutral Record 0-0

Date	Season	FSU / Opp.	Opponent	Result	Scores
Sept. 9	2011	24/23	at Dayton #	W, 3-1	25-23, 22-25, 25-23, 25-13

Delaware 1-0
Home Record 0-0
Away Record 1-0
Neutral Record 0-0

Date	Season	FSU / Opp.	Opponent	Result	Scores
Sept. 3	2011	25/-	at Delaware @	W, 3-0	25-10, 25-23, 25-11

DePaul 2-0
Home Record 1-0
Away Record 0-0
Neutral Record 1-0

Date	Season	FSU / Opp.	Opponent	Result	Scores
Dec. 1	1993	-/-	vs. DePaul ^	W, 3-1	15-8, 7-15, 15-10, 15-13
Sept. 16	1994	-/-	vs. DePaul @	W, 3-2	15-11, 11-15, 14-16, 17-15, 15-4

Duke 19-37
Home Record 8-15
Away Record 8-18
Neutral Record 3-4
ACC Regular Season Record 15-32

Date	Season	FSU / Opp.	Opponent	Result	Scores
Nov. 11	1983	-/-	vs. Duke *	W, 3-1	15-9, 11-15, 15-8, 15-6
Nov. 14	1986	-/-	vs. Duke %	L, 0-3	10-15, 14-16, 12-15
Nov. 13	1987	-/-	at Duke	W, 3-1	15-12, 15-6, 11-15, 15-5
Sept. 3	1989	-/-	vs. Duke !	W, 3-2	15-7, 15-7, 7-15, 13-15, 15-5
Oct. 20	1991	-/-	vs. Duke *	L, 2-3	16-14, 6-15, 15-12, 14-16, 13-15
Oct. 2	1992	-/-	at Duke *	L, 1-3	6-15, 13-15, 15-12, 3-15
Nov. 22	1992	-/-	vs. Duke %	L, 2-3	9-15, 15-9, 15-11, 11-15, 11-15
Oct. 22	1993	20/-	vs. Duke *	L, 1-3	13-15, 15-11, 9-15, 13-15
Nov. 12	1993	-/22	at Duke *	L, 0-3	3-15, 12-15, 6-15
Nov. 21	1993	-/20	at Duke #	L, 0-3	6-15, 6-15, 5-15
Sept. 23	1994	-/19	at Duke *	L, 0-3	4-15, 6-15, 10-15
Oct. 28	1994	-/18	vs. Duke *	L, 0-3	4-15, 9-15, 7-15
Nov. 19	1994	-/21	vs. Duke #	L, 0-3	8-15, 7-15, 8-15
Sept. 29	1995	-/-	at Duke *	L, 0-3	1-15, 7-15, 12-15
Nov. 4	1995	-/-	vs. Duke *	L, 0-3	10-15, 5-15, 9-15
Oct. 4	1996	-/-	vs. Duke *	L, 0-3	9-15, 10-15, 10-15
Nov. 3	1996	-/-	at Duke *	L, 1-3	15-13, 13-15, 5-15, 11-15
Oct. 17	1997	-/-	vs. Duke *	L, 1-3	7-15, 15-8, 13-15, 11-15
Nov. 16	1997	-/-	at Duke *	W, 3-2	13-15, 15-7, 15-7, 14-16, 15-10
Oct. 3	1998	-/-	vs. Duke *	W, 3-0	15-8, 15-7, 15-9
Oct. 23	1998	-/-	at Duke *	W, 3-0	15-13, 15-12, 15-4
Sept. 24	1999	-/-	at Duke *	L, 1-3	8-15, 11-15, 15-9, 8-15
Oct. 29	1999	-/-	vs. Duke *	L, 1-3	3-15, 15-7, 13-15, 11-15
Oct. 7	2000	-/-	at Duke *	L, 2-3	19-17, 4-15, 8-15, 15-7, 8-15
Nov. 5	2000	-/-	vs. Duke *	L, 1-3	15-6, 8-15, 11-15, 14-16
Nov. 16	2000	-/-	vs. Duke \$	L, 1-3	14-16, 10-15, 15-4, 10-15
Nov. 2	2001	-/-	at Duke *	L, 1-3	27-30, 28-30, 30-20, 28-30
Nov. 17	2001	-/-	vs. Duke \$	W, 3-1	32-30, 30-21, 13-30, 30-20
Oct. 12	2001	-/-	vs. Duke *	L, 0-3	25-30, 23-30, 24-30
Sept. 28	2002	-/-	vs. Duke *	W, 3-1	19-30, 31-29, 30-25, 30-19
Oct. 19	2002	-/-	at Duke *	L, 0-3	23-30, 20-30, 28-30
Oct. 3	2003	-/-	vs. Duke *	L, 0-3	24-30, 27-30, 29-31
Oct. 24	2003	-/-	at Duke *	L, 1-3	31-29, 23-30, 19-30, 23-30
Oct. 1	2004	-/-	vs. Duke *	L, 2-3	37-35, 27-30, 30-23, 26-30, 13-15
Oct. 20	2005	-/-	at Duke *	L, 0-3	21-30, 23-30, 28-30
Nov. 23	2005	-/-	vs. Duke *	L, 2-3	30-28, 23-30, 30-19, 19-30, 8-15
Oct. 22	2006	-/-	vs. Duke *	L, 0-3	21-30, 20-30, 27-30
Nov. 22	2006	-/25	at Duke *	L, 0-3	23-30, 24-30, 29-31
Sept. 28	2007	-/14	vs. Duke *	L, 0-3	24-30, 18-30, 26-30
Nov. 3	2007	-/14	at Duke *	L, 2-3	24-30, 30-25, 27-30, 30-28, 14-16
Sept. 26	2008	-/-	at Duke *	L, 1-3	17-25, 17-25, 25-21, 22-25
Nov. 2	2008	-/-	vs. Duke *	L, 2-3	25-22, 17-25, 25-20, 21-25, 10-15
Oct. 10	2009	19/-	at Duke *	W, 3-2	25-18, 25-27, 25-20, 23-25, 15-10
Nov. 6	2009	16/-	vs. Duke *	W, 3-2	22-25, 25-19, 25-13, 21-25, 15-11
Oct. 24	2010	24/-	vs. Duke *	W, 3-2	19-25, 21-25, 25-21, 25-20, 15-13
Sept. 30	2011	22/-	vs. Duke *	W, 3-0	25-20, 25-16, 25-19
Nov. 13	2011	17/-	at Duke *	L, 2-3	20-25, 25-14, 20-25, 25-22, 7-15



ALL-TIME RECORDS VS. OPPONENTS

Sept. 30	2012	14 / -	vs. Duke *	W, 3-1	25-20, 22-25, 25-20, 25-16
Nov. 8	2012	13 / -	at Duke *	W, 3-0	25-16, 26-24, 25-22
Oct. 25	2013	18 / 23	at Duke *	L, 2-3	20-25, 25-22, 22-25, 25-23, 9-15
Nov. 24	2013	19 / 13	vs. Duke *	W, 3-0	25-22, 25-22, 25-17
Nov. 13	2014	3 / -	at Duke *	L, 1-3	25-20, 20-25, 21-25, 21-25
Oct. 9	2015	18 / -	at Duke *	W, 3-2	25-22, 25-22, 20-25, 21-25, 15-12
Nov. 22	2015	20 / -	vs. Duke *	W, 3-1	19-25, 25-18, 25-23, 25-17
Nov. 18	2016	17 / -	at Duke *	W, 3-1	20-25, 25-16, 25-23, 25-20
Oct. 15	2017	- / -	at Duke *	W, 3-1	25-23, 16-25, 25-18, 28-26

East Tennessee State	2-0
Home Record	0-0
Away Record	0-0
Neutral Record	2-0

Date	Season	FSU / Opp.	Opponent	Result	Scores
	1977	- / -	vs. East Tennessee State %	W, 2-0	15-9, 15-1
Oct. 23	1981	- / -	vs. East Tennessee State \$	W, 3-0	15-2, 15-6, 15-11

Eastern Illinois	1-0
Home Record	1-0
Away Record	0-0
Neutral Record	0-0

Date	Season	FSU / Opp.	Opponent	Result	Scores
Sept. 2	2006	- / -	vs. Eastern Illinois !	W, 3-0	30-12, 30-23, 30-24

Eastern Kentucky	4-4
Home Record	2-1
Away Record	0-0
Neutral Record	2-3

Date	Season	FSU / Opp.	Opponent	Result	Scores
	1976	- / -	vs. Eastern Kentucky @	W, 2-1	10-15, 15-5, 15-12
Oct. 26	1981	- / -	vs. Eastern Kentucky	W, 3-1	15-3, 3-15, 15-4, 15-10
Oct. 8	1982	- / -	vs. Eastern Kentucky #	L, 0-2	15-17, 12-15
Oct. 9	1982	- / -	vs. Eastern Kentucky #	L, 1-2	15-2, 10-15, 3-15
Nov. 5	1982	- / -	vs. Eastern Kentucky +	L, 0-2	8-15, 10-15
Nov. 3	1984	- / -	vs. Eastern Kentucky	L, 0-3	14-16, 7-15, 12-15
Nov. 11	1988	- / -	vs. Eastern Kentucky @	W, 3-0	15-9, 15-13, 15-4
Sept. 20	2003	- / -	vs. Eastern Kentucky %	W, 3-1	30-23, 30-23, 30-23

Eastern Michigan	2-0
Home Record	0-0
Away Record	0-0
Neutral Record	2-0

Date	Season	FSU / Opp.	Opponent	Result	Scores
Sept. 6	1997	- / -	vs. Eastern Michigan @	W, 3-0	15-13, 15-10, 15-5
Sept. 11	2004	- / -	vs. Eastern Michigan @	W, 3-0	30-22, 30-28, 33-31

Eastern Washington	1-0
Home Record	0-0
Away Record	0-0
Neutral Record	1-0

Date	Season	FSU / Opp.	Opponent	Result	Scores
Sept. 2	1990	- / -	vs. Eastern Washington !	W, 3-1	9-15, 15-5, 15-3, 15-3

Evansville	1-0
Home Record	1-0
Away Record	0-0
Neutral Record	0-0

Date	Season	FSU / Opp.	Opponent	Result	Scores
Nov. 20	1984	- / -	vs. Evansville	W, 3-0	15-8, 15-4, 15-4

Flagler	7-1
Home Record	3-0
Away Record	1-0
Neutral Record	3-1

Date	Season	FSU / Opp.	Opponent	Result	Scores
	1972	- / -	vs. Flagler @	W, 2-1	5-15, 15-0, 15-10
	1972	- / -	vs. Flagler #	L, 0-2	15-10, 15-12
	1973	- / -	vs. Flagler #	W, 2-1	15-3, 12-15, 15-10
Nov. 15	1974	- / -	vs. Flagler \$	W, 2-1	7-15, 15-6, 15-8
	1976	- / -	vs. Flagler #	W, 2-0	15-4, 15-9
	1976	- / -	at Flagler ^	W, 2-0	15-8, 15-12
Nov. 4	1981	- / -	vs. Flagler	W, 2-0	15-4, 15-10
Oct. 1	1980	- / -	vs. Flagler	W, 2-0	15-1, 15-2

Florence State	3-0
Home Record	0-0
Away Record	0-0
Neutral Record	3-0

Date	Season	FSU / Opp.	Opponent	Result	Scores
	1973	- / -	vs. Florence State @	W, 2-0	15-6, 15-6
	1973	- / -	vs. Florence State @	W, 2-0	15-4, 15-6
	1973	- / -	vs. Florence State \$	W, 2-0	15-11, 15-12

Florida	30-40
Home Record	15-14
Away Record	7-23
Neutral Record	9-2

Date	Season	FSU / Opp.	Opponent	Result	Scores
Nov. 15	1974	- / -	vs. Florida \$	W, 2-0	15-10, 15-4
Oct. 21	1975	- / -	at Florida	W, 2-0	15-4, 15-6
Oct. 21	1975	- / -	at Florida	W, 2-1	15-2, 7-15, 15-7
Nov. 4	1975	- / -	vs. Florida	W, 2-0	15-9, 15-1
Nov. 4	1975	- / -	vs. Florida	W, 2-0	15-6, 15-5
	1976	- / -	vs. Florida &	W, 2-0	15-0, 15-7
	1976	- / -	vs. Florida &	W, 2-1	15-3, 9-15, 15-1
	1977	- / -	vs. Florida ^	W, 2-1	10-15, 15-13, 15-7
	1977	- / -	vs. Florida &	W, 2-1	11-15, 15-10, 15-13
	1978	- / -	vs. Florida ^	W, 3-0	15-5, 13-15, 15-7
Oct. 9	1984	- / -	vs. Florida	W, 3-0	15-11, 15-9, 15-11
Oct. 18	1984	- / -	at Florida	W, 3-0	15-10, 15-5, 15-4
Sept. 11	1985	- / -	vs. Florida	L, 2-3	15-1, 15-4, 6-15, 1-15, 15-17
Sept. 21	1985	- / -	vs. Florida !	W, 3-2	15-8, 12-15, 15-7, 4-15, 17-15
Sept. 22	1985	- / -	vs. Florida !	W, 3-2	4-15, 15-7, 9-15, 15-6, 15-7
Nov. 15	1985	- / -	at Florida	W, 3-0	15-8, 15-8, 15-7
Sept. 5	1986	- / -	vs. Florida !	W, 3-2	15-9, 9-15, 15-7, 13-15, 15-10
Sept. 19	1986	- / -	vs. Florida @	W, 3-1	9-15, 15-1, 15-6, 15-8
Nov. 15	1986	- / -	at Florida %	W, 3-1	8-15, 15-5, 15-7, 15-9
Sept. 12	1987	- / -	at Florida @	L, 2-3	3-15, 15-8, 15-6, 10-15, 8-15
Oct. 2	1987	- / -	vs. Florida	W, 3-1	15-3, 10-15, 15-9, 15-13
Nov. 9	1987	- / -	at Florida	L, 2-3	15-8, 12-15, 11-15, 17-15, 9-15
Sept. 17	1988	- / -	vs. Florida !	L, 1-3	16-14, 11-15, 13-15, 4-15
Sept. 26	1988	- / -	at Florida	L, 0-3	10-15, 7-15, 11-15
Oct. 24	1988	- / -	vs. Florida	W, 3-1	5-15, 15-3, 15-11, 15-10
Sept. 12	1989	- / -	vs. Florida	W, 3-2	9-15, 15-12, 15-6, 13-15, 15-10
Sept. 16	1989	- / -	vs. Florida @	W, 3-0	15-12, 15-5, 15-4
Nov. 6	1989	- / -	at Florida	L, 1-3	13-15, 15-9, 11-15, 10-15
Sept. 15	1990	- / -	vs. Florida @	W, 2-3	11-15, 16-14, 11-15, 15-5, 12-15
Oct. 9	1990	- / -	at Florida	W, 3-1	15-12, 10-15, 15-4, 15-12
Oct. 30	1990	- / -	vs. Florida	W, 3-0	15-5, 15-6, 15-13
Sept. 20	1991	- / 17	vs. Florida @	L, 3-0	12-15, 5-15, 2-15
Nov. 18	1991	- / 10	vs. Florida #	L, 0-3	5-15, 11-15, 5-15
Sept. 5	1992	- / 12	at Florida !	L, 0-3	5-15, 6-15, 5-15
Nov. 17	1992	- / 5	vs. Florida	L, 0-3	8-15, 8-15, 11-15
Dec. 2	1992	- / 5	at Florida ^	L, 0-3	9-15, 3-15, 10-15
Sept. 7	1993	- / 8	vs. Florida	W, 3-2	15-0, 8-15, 4-15, 15-13, 15-13
Nov. 9	1993	- / -	at Florida	L, 0-3	6-15, 11-15, 14-16
Sept. 13	1994	- / 5	at Florida	L, 0-3	8-15, 12-15, 2-15
Oct. 31	1994	- / 8	vs. Florida	W, 3-0	15-9, 15-13, 15-12
Oct. 10	1995	- / 3	vs. Florida	L, 1-3	15-12, 5-15, 10-15, 6-15
Oct. 31	1995	- / 3	at Florida	L, 0-3	4-15, 3-15, 2-15
Sept. 13	1996	- / 7	at Florida @	L, 0-3	3-15, 11-15, 0-15
Nov. 12	1996	- / 1	vs. Florida	L, 0-3	11-15, 11-15, 8-15
Sept. 24	1997	- / 3	vs. Florida	L, 0-3	11-15, 11-15, 10-15

ALL-TIME RECORDS VS. OPPONENTS

Nov. 4	1997	-/4	at Florida	L, 0-3	7-15, 5-15, 1-15
Sept. 23	1998	21/9	at Florida	L, 1-3	15-5, 8-15, 11-15, 10-15
Nov. 3	1998	-/-	vs. Florida	L, 0-3	7-15, 12-15, 15-17
Sept. 28	1999	-/4	vs. Florida	L, 0-3	5-15, 4-15, 9-15
Nov. 9	1999	-/4	at Florida	L, 0-3	3-15, 5-15, 4-15
Sept. 26	2000	-/12	vs. Florida	L, 1-3	8-15, 8-15, 16-14, 5-15
Sept. 24	2002	-/3	at Florida	L, 1-3	30-25, 24-30, 18-30, 26-30
Sept. 14	2004	-/5	vs. Florida	L, 1-3	30-27, 16-30, 23-30, 18-30
Sept. 19	2005	-/6	at Florida	L, 0-3	20-30, 23-30, 16-30
Sept. 12	2006	-/6	vs. Florida	L, 1-3	26-30, 30-27, 24-30, 24-30
Sept. 5	2007	-/6	at Florida	L, 1-3	30-24, 11-30, 21-30, 21-30
Sept. 8	2008	-/8	vs. Florida	L, 0-3	22-25, 24-26, 24-26
Aug. 31	2009	-/5	at Florida	L, 2-3	19-25, 25-23, 20-25, 25-22, 15-17
Sept. 22	2010	13/3	vs. Florida	L, 0-3	23-25, 29-31, 21-25
Dec. 4	2010	-/1	at Florida ^	L, 2-3	25-20, 22-25, 25-22, 21-25, 15-17
Aug. 30	2011	25/9	at Florida	L, 0-3	21-25, 22-25, 22-25
Oct. 24	2012	12/11	vs. Florida	W, 3-0	25-23, 25-22, 25-21
Sept. 17	2013	17/4	at Florida	L, 0-3	20-25, 24-26, 23-25
Dec. 6	2013	16/6	vs. Florida ^	W, 3-2	25-15, 20-25, 22-25, 25-22, 15-9
Sept. 3	2014	8/11	vs. Florida	W, 3-2	28-30, 25-21, 23-25, 25-23, 15-9
Sept. 20	2015	18/5	at Florida	L, 1-3	25-22, 18-25, 21-25, 20-25
Dec. 4	2015	19/16	at Florida ^	L, 1-3	25-23, 19-25, 23-25, 19-25
Sept. 14	2016	13/7	vs. Florida	L, 1-3	25-27, 25-19, 22-25, 19-25
Dec. 3	2016	16/11	at Florida ^	W, 3-2	13-25, 16-25, 25-23, 25-19, 15-12
Sept. 19	2017	-/3	at Florida	L, 0-3	21-25, 15-25, 12-25

Florida A&M		25-1	
Home Record	17-0	
Away Record	8-1	
Neutral Record	0-0	

Date	Season	FSU / Opp.	Opponent	Result	Scores
Nov. 11	1980	-/-	vs. Florida A&M	W, 2-0	15-1, 16-14
Nov. 4	1981	-/-	vs. Florida A&M	W, 2-0	15-1, 15-2
Oct. 19	1982	-/-	at Florida A&M	L, 2-1	15-4, 15-10, 15-6
Oct. 18	1983	-/-	vs. Florida A&M %	W, 3-0	15-2, 15-6, 15-8
Oct. 16	1984	-/-	at Florida A&M	W, 3-0	15-1, 15-2, 15-7
Oct. 1	1985	-/-	vs. Florida A&M	W, 3-0	15-4, 15-2, 15-11
Oct. 7	1986	-/-	at Florida A&M	W, 3-0	15-2, 15-6, 15-4
Sept. 29	1987	-/-	vs. Florida A&M	W, 3-0	15-2, 15-12, 15-6
Sept. 20	1988	-/-	at Florida A&M	W, 3-0	15-8, 15-6, 15-7
Oct. 3	1989	-/-	at Florida A&M	W, 3-0	15-6, 15-5, 15-2
Oct. 16	1990	-/-	vs. Florida A&M	W, 3-0	15-1, 15-2, 15-4
Oct. 8	1991	-/-	at Florida A&M	W, 3-0	15-1, 15-8, 15-3
Oct. 13	1992	-/-	vs. Florida A&M	W, 3-0	15-2, 15-5, 15-1
Oct. 12	1998	-/-	vs. Florida A&M	W, 3-0	15-2, 15-6, 15-7
Oct. 11	1999	-/-	vs. Florida A&M	W, 3-0	15-12, 15-8, 15-9
Oct. 11	2000	-/-	vs. Florida A&M	W, 3-0	15-5, 15-5, 15-1
Sept. 16	2000	-/-	vs. Florida A&M #	W, 3-0	15-5, 15-6, 15-1
Oct. 9	2001	-/-	vs. Florida A&M	W, 3-1	30-19, 31-33, 30-19, 32-30
Oct. 16	2002	-/-	vs. Florida A&M	W, 3-0	30-25, 30-22, 30-22
Aug. 29	2008	-/-	vs. Florida A&M !	W, 3-0	25-13, 25-15, 25-16
Aug. 29	2009	-/-	vs. Florida A&M !	W, 3-0	25-18, 25-23, 25-19
Nov. 27	2010	-/-	at Florida A&M	W, 3-0	25-17, 25-16, 25-14
Sept. 1	2012	8/-	at Florida A&M @	W, 3-0	25-13, 25-18, 25-18
Oct. 17	2014	4/-	vs. Florida A&M	W, 3-0	26-24, 25-21, 25-18
Sept. 12	2015	19/-	at Florida A&M #	W, 3-0	25-15, 25-16, 28-26
Sept. 9	2016	13/-	vs. Florida A&M #	W, 3-0	25-20, 25-22, 25-21

Florida Atlantic		9-0	
Home Record	8-0	
Away Record	1-0	
Neutral Record	0-0	

Date	Season	FSU / Opp.	Opponent	Result	Scores
Oct. 8	1993	19/-	vs. Florida Atlantic	W, 3-0	15-8, 15-6, 15-4
Oct. 14	1994	-/-	vs. Florida Atlantic	W, 3-0	15-7, 15-2, 15-7
Aug. 30	1996	-/-	vs. Florida Atlantic	W, 3-0	15-5, 15-9, 15-7
Aug. 31	1996	-/-	vs. Florida Atlantic	W, 3-0	15-1, 15-7, 15-3
Sept. 12	1997	-/-	vs. Florida Atlantic	W, 3-0	15-3, 15-3, 15-7
Sept. 19	1997	-/-	at Florida Atlantic #	W, 3-0	15-3, 15-7, 15-6

Sept. 17	1999	-/-	vs. Florida Atlantic	W, 3-0	15-11, 16-14, 15-13
Sept. 1	2000	-/-	vs. Florida Atlantic !	W, 3-0	15-7, 15-1, 15-12
Aug. 29	2003	-/-	vs. Florida Atlantic !	W, 3-0	30-21, 30-23, 30-21

Florida Gulf Coast		1-0	
Home Record	1-0	
Away Record	0-0	
Neutral Record	0-0	

Date	Season	FSU / Opp.	Opponent	Result	Scores
Sept. 7	2013	15/-	vs. Florida Gulf Coast @	W, 3-0	25-17, 25-13, 25-20

Florida International		25-8	
Home Record	7-1	
Away Record	2-0	
Neutral Record	16-7	

Date	Season	FSU / Opp.	Opponent	Result	Scores
	1973	-/-	vs. Florida International #	W, 2-0	15-6, 15-6
Oct. 26	1974	-/-	vs. Florida International @	W, 2-0	15-3, 15-4
Nov. 1	1974	-/-	vs. Florida International #	W, 2-0	15-6, 15-7
Nov. 2	1974	-/-	vs. Florida International #	W, 2-0	15-8, 15-12
Nov. 16	1974	-/-	vs. Florida International \$	W, 2-1	15-17, 15-6, 15-12
Oct. 17	1975	-/-	vs. Florida International #	W, 2-1	15-3, 12-15, 15-2
Nov. 1	1975	-/-	vs. Florida International \$	W, 2-0	17-15, 15-2
Nov. 14	1975	-/-	vs. Florida International %	W, 2-0	15-10, 15-13
Nov. 15	1975	-/-	vs. Florida International %	L, 0-2	15-5, 15-6
Nov. 15	1975	-/-	vs. Florida International %	L, 0-2	15-9, 15-5
Nov. 22	1975	-/-	vs. Florida International ^	W, 2-0	15-10, 15-6
	1976	-/-	vs. Florida International %	L, 0-2	11-15, 12-15
	1976	-/-	vs. Florida International %	W, 2-0	15-8, 15-13
	1976	-/-	vs. Florida International &	L, 0-2	7-15, 9-15
	1976	-/-	vs. Florida International &	W, 2-1	13-15, 15-3, 15-13
	1976	-/-	vs. Florida International &	L, 0-2	6-15, 8-15
	1977	-/-	vs. Florida International @	L, 1-2	8-15, 15-13, 10-15
	1977	-/-	vs. Florida International #	L, 0-2	6-15, 4-15
	1978	-/-	vs. Florida International @	W, 2-0	15-6, 16-14
Oct. 3	1980	-/-	vs. Florida International #	L, 0-2	10-15, 9-15
Oct. 31	1980	-/-	vs. Florida International ^	W, 2-1	9-15, 16-14, 15-3
Sept. 16	1988	-/-	vs. Florida International !	W, 3-0	15-0, 15-1, 15-1
Sept. 15	1989	-/-	vs. Florida International @	W, 3-1	15-2, 13-15, 15-6, 15-2
Sept. 15	1990	-/-	vs. Florida International @	W, 3-0	16-14, 15-9, 15-1
Oct. 20	1990	-/-	vs. Florida International	W, 3-0	15-10, 15-4, 15-3
Sept. 21	1991	-/-	vs. Florida International @	W, 3-0	15-6, 15-9, 15-7
Sept. 19	1997	-/-	vs. Florida International #	W, 3-0	15-9, 15-5, 15-4
Sept. 5	1998	24/-	vs. Florida International !	W, 3-0	15-10, 15-9, 15-5
Sept. 4	1999	-/-	vs. Florida International !	W, 3-0	15-3, 15-8, 15-13
Sept. 13	2002	-/-	at Florida International @	W, 3-2	30-18, 30-26, 32-34, 28-30, 15-13
Sept. 12	2009	22/-	at Florida International #	W, 3-1	24-26, 25-21, 25-17, 25-12
Aug. 28	2010	15/-	vs. Florida International !	W, 3-0	25-20, 25-10, 25-21
Aug. 31	2012	8/-	vs. Florida International @	W, 3-0	25-11, 25-12, 25-16

Florida JC		2-0	
Home Record	2-0	
Away Record	0-0	
Neutral Record	0-0	

Date	Season	FSU / Opp.	Opponent	Result	Scores
Oct. 1	1980	-/-	vs. Florida JC	W, 2-0	15-1, 15-1
Nov. 11	1980	-/-	vs. Florida JC	W, 2-0	15-8, 15-1

Florida Southern		5-1	
Home Record	2-1	
Away Record	0-0	
Neutral Record	3-0	

Date	Season	FSU / Opp.	Opponent	Result	Scores
	1973	-/-	vs. Florida Southern #	W, 2-0	15-1, 15-0
	1978	-/-	vs. Florida Southern @	W, 2-0	16-14, 15-10
	1978	-/-	vs. Florida Southern #	W, 2-0	16-14, 15-6
Oct. 12	1979	-/-	vs. Florida Southern \$	W, 2-0	15-8, 15-16

ALL-TIME RECORDS VS. OPPONENTS

Oct. 31	1980	-/-	vs. Florida Southern ^	W, 2-0	15-8, 16-14
Oct. 16	1982	-/-	vs. Florida Southern \$	L, 1-2	12-15, 15-13, 12-15

Florida Tech	5-2
Home Record	1-0
Away Record	0-0
Neutral Record	4-2

Date	Season	FSU / Opp.	Opponent	Result	Scores
	1972	-/-	vs. Florida Tech #	W, 2-0	17-15, 15-6
Oct. 25	1974	-/-	vs. Florida Tech @	W, 2-0	15-7, 15-12
	1976	-/-	vs. Florida Tech #	W, 2-0	15-9, 15-9
	1976	-/-	vs. Florida Tech ^	W, 2-0	15-4, 15-12
	1978	-/-	vs. Florida Tech @	L, 0-2	9-15, 7-15
	1978	-/-	vs. Florida Tech @	L, 0-2	14-16, 5-15
Sept. 15	1987	-/-	vs. Florida Tech @	W, 3-0	15-4, 15-0, 15-2

Fresno State	1-2
Home Record	0-1
Away Record	0-0
Neutral Record	1-1

Date	Season	FSU / Opp.	Opponent	Result	Scores
Nov. 9	1990	-/-	vs. Fresno State \$	L, 1-3	15-7, 11-15, 4-15, 15-17
Sept. 17	1994	-/-	vs. Fresno State @	L, 1-3	15-7, 13-15, 9-15, 14-16
Aug. 31	2001	-/-	vs. Fresno State !	W, 3-2	32-30, 37-35, 31-33, 30-32, 18-16

George Mason	0-2
Home Record	0-1
Away Record	0-0
Neutral Record	0-1

Date	Season	FSU / Opp.	Opponent	Result	Scores
Sept. 9	1995	-/-	vs. George Mason @	L, 0-3	11-15, 7-15, 9-15
Sept. 17	2004	-/-	vs. George Mason #	L, 2-3	27-30, 32-30, 30-28, 23-30, 13-15

George Washington	1-1
Home Record	0-0
Away Record	0-0
Neutral Record	1-1

Date	Season	FSU / Opp.	Opponent	Result	Scores
	1976	-/-	vs. George Washington @	L, 1-2	11-15, 15-7, 10-15
Nov. 10	1990	-/-	vs. George Washington \$	W, 3-2	15-2, 16-18, 15-6, 13-15, 3-15, 15-3

Georgetown	2-0
Home Record	0-0
Away Record	1-0
Neutral Record	1-0

Date	Season	FSU / Opp.	Opponent	Result	Scores
Sept. 2	1989	-/-	at Georgetown !	W, 3-0	15-6, 15-9, 15-4
Sept. 18	1992	-/-	vs. Georgetown #	W, 3-0	15-8, 15-11, 15-5

Georgia	16-8
Home Record	6-4
Away Record	2-4
Neutral Record	8-0

Date	Season	FSU / Opp.	Opponent	Result	Scores
Oct. 11	1974	-/-	vs. Georgia !	W, 2-0	15-0, 15-1
Oct. 11	1975	-/-	vs. Georgia @	W, 2-0	15-4, 15-4
	1977	-/-	vs. Georgia #	W, 2-0	16-14, 15-10
	1977	-/-	vs. Georgia %	W, 2-1	9-15, 15-2, 15-7
Nov. 15	1979	-/-	vs. Georgia &	W, 2-1	6-15, 15-7, 15-6
Sept. 18	1981	-/-	vs. Georgia !	W, 2-1	14-16, 15-8, 15-11
Sept. 25	1981	-/-	vs. Georgia	W, 2-1	16-14, 15-9, 15-3
Nov. 22	1981	-/-	vs. Georgia &	W, 2-0	15-1, 15-5
Nov. 11	1983	-/-	vs. Georgia *	W, 3-0	15-5, 15-7, 15-12
Nov. 8	1984	-/-	vs. Georgia	L, 2-3	10-15, 15-13, 13-15, 15-5, 13-15
Sept. 9	1985	-/-	vs. Georgia	L, 0-3	4-15, 10-15, 6-15

Nov. 29	1985	-/-	vs. Georgia ^	W, 1-3	9-15, 16-14, 7-15, 11-15
Dec. 7	1985	-/-	at Georgia &	L, 0-3	6-15, 1-15, 11-15
Sept. 8	1986	-/-	vs. Georgia	L, 1-3	12-15, 15-13, 5-15, 4-15
Sept. 6	1987	-/-	vs. Georgia !	W, 3-0	16-14, 15-8, 15-11
Sept. 23	1988	-/-	at Georgia	W, 3-1	15-8, 15-11, 12-15, 15-9
Sept. 1	1990	-/-	at Georgia !	W, 3-2	10-15, 12-15, 15-11, 15-8, 16-14
Oct. 28	1990	-/-	vs. Georgia	W, 3-0	15-4, 15-6, 15-12
Oct. 26	1991	-/-	vs. Georgia	L, 1-3	15-5, 14-16, 15-13, 9-15, 9-15
Nov. 9	1991	-/20	at Georgia	L, 0-3	9-15, 12-15, 1-15
Nov. 26	1994	-/17	at Georgia \$	L, 1-3	8-15, 15-5, 6-15, 6-15
Nov. 16	1996	-/-	vs. Georgia	W, 3-2	3-15, 2-15, 16-14, 15-12, 16-14
Nov. 28	2003	-/-	at Georgia ^	L, 1-3	23-30, 26-30, 30-28, 28-30
Sept. 1	2012	8/-	vs. Georgia @	W, 3-1	26-28, 25-11, 25-21, 25-16

Georgia College	4-0
Home Record	1-0
Away Record	0-0
Neutral Record	3-0

Date	Season	FSU / Opp.	Opponent	Result	Scores
	1973	-/-	vs. Georgia College !	W, 2-0	15-6, 15-8
	1973	-/-	vs. Georgia College !	W, 2-0	15-11, 15-5
	1973	-/-	vs. Georgia College	W, 2-0	15-5, 15-5
	1973	-/-	vs. Georgia College \$	W, 2-1	15-13, 11-15, 15-10

Georgia Southern	4-0
Home Record	2-0
Away Record	0-0
Neutral Record	2-0

Date	Season	FSU / Opp.	Opponent	Result	Scores
Sept. 16	1990	-/-	vs. Georgia Southern	W, 3-0	15-2, 15-1, 15-7
Sept. 10	1997	-/-	vs. Georgia Southern	W, 3-0	15-5, 15-0, 15-3
Dec. 3	2010	-/-	vs. Georgia Southern ^	W, 3-1	25-20, 23-25, 25-22, 25-13
Dec. 5	2013	16/-	vs. Georgia Southern ^	W, 3-0	25-19, 25-20, 25-20

Georgia State	5-0
Home Record	1-0
Away Record	0-0
Neutral Record	4-0

Date	Season	FSU / Opp.	Opponent	Result	Scores
Oct. 10	1975	-/-	vs. Georgia State @	W, 2-0	15-1, 15-5
	1977	-/-	vs. Georgia State \$	W, 2-0	15-4, 15-7
	1978	-/-	vs. Georgia State &	W, 2-0	15-4, 15-4
Sept. 4	1992	-/-	vs. Georgia State !	W, 3-0	15-7, 15-2, 15-3
Sept. 13	1997	-/-	vs. Georgia State	W, 3-0	15-11, 15-4, 15-6

Georgia Tech	21-30
Home Record	11-11
Away Record	10-16
Neutral Record	0-3
ACC Regular Season Record	21-27

Date	Season	FSU / Opp.	Opponent	Result	Scores
Nov. 10	1991	-/-	at Georgia Tech *	L, 2-3	13-15, 7-15, 15-7, 15-4, 11-15
Oct. 17	1992	-/-	vs. Georgia Tech *	W, 3-2	15-12, 12-15, 15-6, 7-15, 15-12
Sept. 25	1993	23/-	vs. Georgia Tech *	W, 3-0	15-8, 15-6, 15-9
Nov. 5	1993	23/-	at Georgia Tech *	L, 1-3	8-15, 10-15, 15-9, 12-15
Oct. 1	1994	-/-	vs. Georgia Tech *	L, 0-3	14-16, 7-15, 1-15
Nov. 12	1994	-/-	at Georgia Tech *	L, 0-3	14-16, 7-15, 1-15
Sept. 22	1995	-/22	at Georgia Tech *	L, 1-3	4-15, 16-14, 6-15, 13-15
Oct. 6	1995	-/25	vs. Georgia Tech *	L, 0-3	11-15, 14-16, 9-15
Sept. 29	1996	-/-	vs. Georgia Tech *	L, 1-3	11-15, 12-15, 15-11, 12-15
Oct. 13	1996	-/-	at Georgia Tech *	L, 1-3	4-15, 15-9, 6-15, 6-15
Nov. 22	1996	-/-	at Georgia Tech #	L, 0-3	8-15, 12-15, 8-15
Oct. 5	1997	-/-	vs. Georgia Tech *	W, 3-1	15-12, 15-9, 9-15, 16-14
Oct. 25	1997	-/-	at Georgia Tech *	L, 1-3	13-15, 15-8, 9-15, 7-15
Nov. 22	1997	-/-	vs. Georgia Tech \$	L, 1-3	14-16, 10-15, 15-5, 6-15
Sept. 27	1998	21/-	at Georgia Tech *	L, 1-3	12-15, 8-15, 15-8, 5-15
Oct. 30	1998	-/-	vs. Georgia Tech *	W, 3-0	15-6, 16-14, 15-11



ALL-TIME RECORDS VS. OPPONENTS

Oct. 9	1999	-/-	at Georgia Tech *	L, 0-3	7-15, 14-16, 7-15
Nov. 7	1999	-/-	vs. Georgia Tech *	L, 1-3	15-10, 5-15, 15-12, 15-2
Oct. 13	2000	-/-	vs. Georgia Tech *	L, 2-3	15-9, 15-13, 6-15, 9-15, 10-15
Nov. 10	2000	-/-	at Georgia Tech *	W, 3-1	15-11, 15-5, 9-15, 15-10
Sept. 22	2001	-/-	at Georgia Tech *	L, 0-3	25-30, 26-30, 24-30
Oct. 28	2001	-/-	vs. Georgia Tech *	W, 3-2	25-30, 21-30, 30-24, 30-26, 15-12
Oct. 6	2002	-/23	at Georgia Tech *	L, 2-3	23-30, 18-30, 31-29, 32-30, 12-15
Nov. 8	2002	-/24	vs. Georgia Tech *	L, 0-3	26-30, 26-30, 16-30
Nov. 24	2002	-/20	at Georgia Tech \$	L, 1-3	23-30, 23-30, 30-23, 19-30
Oct. 18	2003	-/4	vs. Georgia Tech *	L, 0-3	30-32, 24-30, 22-30
Nov. 8	2003	-/7	at Georgia Tech *	L, 0-3	16-30, 29-31, 22-30
Nov. 21	2003	-/6	vs. Georgia Tech \$	L, 1-3	23-30, 31-29, 19-30, 27-30
Oct. 29	2004	-/-	at Georgia Tech *	L, 1-3	23-30, 28-30, 31-29, 25-30
Sept. 30	2005	-/-	vs. Georgia Tech *	L, 2-3	30-27, 27-30, 30-19, 27-30, 12-15
Nov. 5	2005	-/-	at Georgia Tech *	W, 3-0	30-24, 30-25, 30-25
Sept. 29	2006	-/-	at Georgia Tech *	W, 3-2	30-23, 32-30, 15-30, 27-30, 15-9
Nov. 5	2006	-/-	vs. Georgia Tech *	L, 1-3	30-27, 26-30, 25-30, 26-30
Oct. 5	2007	-/-	vs. Georgia Tech *	W, 3-1	30-21, 32-30, 20-30, 30-24
Nov. 17	2007	-/-	at Georgia Tech *	L, 1-3	30-27, 25-30, 20-30, 27-30
Oct. 30	2008	-/-	at Georgia Tech *	L, 0-3	21-25, 16-25, 17-25
Nov. 16	2008	-/-	vs. Georgia Tech *	W, 3-1	22-25, 25-18, 26-24, 25-19
Oct. 2	2009	17/-	vs. Georgia Tech *	L, 2-3	25-19, 25-27, 25-15, 25-27, 14-16
Nov. 14	2009	15/-	at Georgia Tech *	W, 3-0	25-20, 25-23, 25-23
Oct. 10	2010	20/-	vs. Georgia Tech *	L, 0-3	24-26, 11-25, 17-25
Nov. 5	2010	-/-	at Georgia Tech *	W, 3-0	25-22, 25-23, 25-18
Oct. 14	2011	21/-	vs. Georgia Tech *	W, 3-0	25-19, 25-23, 25-21
Nov. 19	2011	21/-	at Georgia Tech *	W, 3-1	25-20, 17-25, 25-20, 25-15
Oct. 19	2012	12/-	at Georgia Tech *	W, 3-2	33-35, 23-25, 25-13, 25-17, 15-10
Oct. 4	2013	18/-	at Georgia Tech *	L, 1-3	25-20, 24-26, 17-25, 22-25
Nov. 29	2013	16/-	vs. Georgia Tech *	W, 3-0	25-10, 25-13, 25-21
Oct. 3	2014	5/-	at Georgia Tech *	W, 3-0	25-17, 25-22, 25-18
Oct. 4	2015	17/-	vs. Georgia Tech *	W, 3-0	25-22, 25-20, 25-13
Nov. 25	2015	20/-	at Georgia Tech *	W, 3-2	25-20, 22-25, 23-25, 25-20, 15-7
Nov. 25	2016	16/-	vs. Georgia Tech *	W, 3-2	25-17, 25-22, 16-25, 23-25, 15-13
Nov. 24	2017	-/-	at Georgia Tech *	W, 3-0	25-12, 25-18, 25-23

Gulf Coast CC	2-0
Home Record	2-0
Away Record	0-0
Neutral Record	0-0

Date	Season	FSU / Opp.	Opponent	Result	Scores
Oct. 17	1979	-/-	vs. Gulf Coast CC	W, 2-0	15-1, 15-5
Oct. 23	1979	-/-	vs. Gulf Coast CC	W, 2-0	15-2, 15-2

Hofstra	4-0
Home Record	3-0
Away Record	1-0
Neutral Record	0-0

Date	Season	FSU / Opp.	Opponent	Result	Scores
Nov. 4	1984	-/-	vs. Hofstra	W, 3-2	9-15, 15-11, 15-13, 9-15, 15-12
Nov. 1	1991	-/-	vs. Hofstra	W, 3-1	15-3, 15-9, 9-15, 15-8
Oct. 31	1992	-/-	at Hofstra &	W, 3-0	15-5, 15-11, 15-5
Nov. 30	2012	12/-	vs. Hofstra ^	W, 3-0	25-21, 25-10, 25-20

Houston	7-9
Home Record	2-1
Away Record	3-4
Neutral Record	2-4

Date	Season	FSU / Opp.	Opponent	Result	Scores
Oct. 19	1979	-/-	vs. Houston %	L, 0-2	5-15, 13-15
Dec. 6	1979	-/-	vs. Houston +	L, 0-2	9-15, 8-15
Oct. 2	1981	-/-	vs. Houston @	W, 2-0	15-5, 15-11
Oct. 30	1983	-/-	at Houston ^	L, 1-3	15-11, 8-15, 8-15, 14-16
Sept. 23	1984	-/-	at Houston	L, 1-3	15-12, 8-15, 7-15, 11-15
Nov. 27	1987	-/-	vs. Houston \$	L, 2-3	15-7, 15-3, 11-15, 8-15, 11-15
Oct. 7	1988	-/-	at Houston	L, 2-3	15-1, 5-15, 15-3, 3-15, 4-15
Nov. 10	1990	-/-	vs. Houston \$	W, 3-1	15-6, 12-15, 15-10, 15-4
Oct. 6	1991	-/-	at Houston	L, 1-3	8-15, 7-15, 15-13, 3-15

Sept. 25	1992	-/-	vs. Houston	W, 3-2	11-15, 15-13, 11-15, 15-6, 15-8
Sept. 18	1993	21/-	at Houston	W, 3-0	15-11, 15-9, 15-2
Sept. 16	1995	-/-	vs. Houston	L, 1-3	13-15, 15-12, 9-15, 3-15
Sept. 13	2003	-/-	vs. Houston #	W, 3-1	23-30, 30-24, 30-20, 30-21
Sept. 10	2005	-/-	vs. Houston @	L, 2-3	26-30, 30-28, 28-30, 30-23, 10-15
Sept. 3	2010	13/-	at Houston @	W, 3-0	25-19, 25-19, 25-13
Sept. 14	2012	11/-	at Houston	W, 3-0	25-14, 25-15, 25-19

Idaho	1-0
Home Record	0-0
Away Record	0-0
Neutral Record	1-0

Date	Season	FSU / Opp.	Opponent	Result	Scores
Sept. 14	1991	-/-	vs. Idaho !	W, 3-0	16-14, 15-2, 15-6

Illinois	3-2
Home Record	2-0
Away Record	0-0
Neutral Record	1-2

Date	Season	FSU / Opp.	Opponent	Result	Scores
Oct. 8	1982	-/-	vs. Illinois #	W, 2-0	15-4, 15-6
Sept. 6	1986	-/9	vs. Illinois !	L, 0-3	11-15, 10-15, 0-15
Sept. 2	2000	-/-	vs. Illinois !	W, 3-0	15-11, 15-6, 15-6
Sept. 4	2009	-/8	vs. Illinois @	W, 3-0	26-24, 25-22, 25-17
Aug. 30	2013	18/-	vs. Illinois !	L, 0-3	18-25, 23-25, 23-25

Illinois-Chicago	1-0
Home Record	0-0
Away Record	1-0
Neutral Record	0-0

Date	Season	FSU / Opp.	Opponent	Result	Scores
Oct. 26	1987	-/-	at Illinois-Chicago	W, 3-0	15-10, 15-4, 15-5

Illinois-Chicago Circle	0-1
Home Record	0-0
Away Record	0-0
Neutral Record	0-1

Date	Season	FSU / Opp.	Opponent	Result	Scores
	1976	-/-	vs. Illinois-Chicago Circle @	L, 0-2	5-15, 3-15

Illinois State	5-3
Home Record	2-1
Away Record	0-1
Neutral Record	3-1

Date	Season	FSU / Opp.	Opponent	Result	Scores
Dec. 12	1974	-/-	vs. Illinois State ^	L, 0-2	9-15, 14-16
	1978	-/-	vs. Illinois State \$	W, 2-0	15-12, 15-12
Oct. 1	1982	20/-	vs. Illinois State @	W, 3-1	15-13, 15-4, 13-15, 15-8
Sept. 21	1984	-/-	vs. Illinois State	L, 0-3	1-15, 6-15, 4-15
Sept. 22	1989	-/-	vs. Illinois State	W, 3-2	12-15, 15-7, 12-15, 15-6, 15-9
Sept. 24	1989	-/-	vs. Illinois State	W, 3-1	15-11, 15-8, 2-15, 15-7
Aug. 30	2002	-/-	at Illinois State !	L, 0-3	27-30, 30-32, 24-30
Aug. 26	2017	15/-	vs. Illinois State	W, 3-2	25-23, 28-30, 23-25, 26-24, 15-7

Indian River CC	1-0
Home Record	1-0
Away Record	0-0
Neutral Record	0-0

Date	Season	FSU / Opp.	Opponent	Result	Scores
Nov. 2	1981	-/-	vs. Indian River CC	W, 3-0	15-5, 15-9, 16-14

Indiana	0-1
Home Record	0-1
Away Record	0-0
Neutral Record	0-0



ALL-TIME RECORDS VS. OPPONENTS

Date	Season	FSU / Opp.	Opponent	Result	Scores
Sept. 4	1999	- / -	vs. Indiana !	L, 0-3	6-15, 14-16, 4-15

IUPUI					1-0
Home Record					0-0
Away Record					0-0
Neutral Record					1-0

Date	Season	FSU / Opp.	Opponent	Result	Scores
Sept. 14	2002	- / -	vs. IUPUI @	W, 3-0	30-20, 30-23, 30-18

Iowa					0-2
Home Record					0-2
Away Record					0-0
Neutral Record					0-0

Date	Season	FSU / Opp.	Opponent	Result	Scores
Nov. 25	1984	- / -	vs. Iowa	L, 0-3	3-15, 2-15, 12-15
Sept. 3	1994	- / -	vs. Iowa %	L, 0-3	8-15, 6-15, 11-15

Iowa State					4-0
Home Record					0-0
Away Record					1-0
Neutral Record					3-0

Date	Season	FSU / Opp.	Opponent	Result	Scores
Oct. 19	1979	- / -	vs. Iowa State %	W, 2-0	15-1, 15-6
Dec. 10	2011	21 / 14	vs. Iowa State &	W, 3-2	25-21, 23-25, 25-20, 19-25, 15-11
Aug. 25	2012	12 / 10	vs. Iowa State !	W, 3-2	23-25, 25-23, 25-11, 25-27, 15-11
Aug. 31	2014	13 / -	at Iowa State !	W, 3-0	25-21, 25-16, 25-11

Jacksonville					37-0
Home Record					20-0
Away Record					11-0
Neutral Record					6-0

Date	Season	FSU / Opp.	Opponent	Result	Scores
	1972	- / -	vs. Jacksonville	W, 2-1	15-5, 10-15, 15-10
	1972	- / -	vs. Jacksonville #	W, 2-1	13-15, 15-8, 15-11
	1972	- / -	vs. Jacksonville \$	W, 2-0	15-1, 15-2
	1973	- / -	at Jacksonville	W, 2-0	15-3, 15-6
	1973	- / -	at Jacksonville @	W, 2-0	15-7, 15-9
	1973	- / -	at Jacksonville @	W, 2-0	15-3, 15-4
Nov. 14	1974	- / -	vs. Jacksonville %	W, 2-0	15-3, 15-6
Nov. 13	1975	- / -	vs. Jacksonville %	W, 2-0	15-2, 15-6
	1976	- / -	vs. Jacksonville ^	W, 2-0	15-3, 15-12
Oct. 1	1980	- / -	vs. Jacksonville	W, 2-0	15-4, 15-9
Oct. 11	1980	- / -	vs. Jacksonville \$	W, 2-0	15-0, 15-5
Nov. 4	1980	- / -	vs. Jacksonville	W, 3-0	15-6, 15-4, 15-5
Oct. 9	1981	- / -	vs. Jacksonville #	W, 2-0	15-1, 15-5
Oct. 8	1982	- / -	vs. Jacksonville #	W, 2-0	15-7, 15-12
Oct. 22	1986	- / -	vs. Jacksonville	W, 3-2	15-12, 15-4, 11-15, 6-15, 15-7
Sept. 11	1987	- / -	vs. Jacksonville @	W, 3-0	15-5, 15-3, 15-11
Oct. 12	1987	- / -	at Jacksonville	W, 3-0	15-12, 15-13, 15-10
Sept. 3	1988	- / -	vs. Jacksonville	W, 3-0	15-10, 15-11, 15-12
Oct. 18	1988	- / -	at Jacksonville	W, 3-0	15-4, 15-8, 15-7
Oct. 9	1989	- / -	at Jacksonville	W, 3-0	15-1, 15-1, 15-2
Oct. 23	1990	- / -	vs. Jacksonville	W, 3-0	15-4, 15-2, 15-7
Oct. 1	1991	- / -	at Jacksonville	W, 3-0	15-8, 15-6, 15-12
Sept. 29	1992	- / -	vs. Jacksonville	W, 3-0	15-7, 15-3, 15-7
Sept. 27	1993	23 / -	vs. Jacksonville	W, 3-1	15-7, 13-15, 15-7, 15-3
Oct. 18	1994	- / -	vs. Jacksonville	W, 3-0	15-1, 15-3, 15-10
Sept. 6	1995	- / -	vs. Jacksonville	W, 3-0	15-2, 15-4, 15-7
Oct. 17	1995	- / -	at Jacksonville	W, 3-1	15-8, 12-15, 15-9, 15-6
Sept. 10	1996	- / -	vs. Jacksonville	W, 3-1	13-15, 15-1, 15-6, 15-9
Oct. 29	1996	- / -	vs. Jacksonville	W, 3-0	15-3, 16-14, 15-2
Sept. 30	1998	- / -	vs. Jacksonville	W, 3-0	15-4, 15-5, 15-8
Nov. 10	1998	- / -	at Jacksonville	W, 3-1	15-6, 13-15, 15-3, 15-8
Oct. 19	1999	- / -	at Jacksonville	W, 3-0	15-12, 15-2, 15-9
Sept. 13	2000	- / -	vs. Jacksonville	W, 3-0	15-3, 15-6, 15-8
Oct. 23	2001	- / -	at Jacksonville	W, 3-0	30-17, 30-21, 30-19

Sept. 4	2002	- / -	vs. Jacksonville	W, 3-0	30-21, 30-19, 30-23
Sept. 19	2003	- / -	vs. Jacksonville %	W, 3-0	30-12, 30-28, 30-12
Dec. 4	2014	8 / -	vs. Jacksonville ^	W, 3-0	25-13, 25-21, 25-15

Jacksonville State					1-0
Home Record					1-0
Away Record					0-0
Neutral Record					0-0

Date	Season	FSU / Opp.	Opponent	Result	Scores
Dec. 6	2009	12 / -	vs. Jacksonville State ^	W, 3-0	25-18, 26-24, 25-22

Kansas					1-0
Home Record					1-0
Away Record					0-0
Neutral Record					0-0

Date	Season	FSU / Opp.	Opponent	Result	Scores
Sept. 1	2007	- / -	vs. Kansas @	W, 3-1	22-30, 30-20, 30-27, 30-16

Kansas State					1-2
Home Record					0-1
Away Record					0-1
Neutral Record					1-0

Date	Season	FSU / Opp.	Opponent	Result	Scores
Aug. 29	2003	- / 15	vs. Kansas State !	L, 0-3	19-30, 24-30, 20-30
Sept. 9	2005	- / 24	at Kansas State @	L, 0-3	24-30, 17-30, 22-30
Sept. 10	2010	17 / -	vs. Kansas State #	W, 3-2	19-25, 25-19, 25-15, 20-25, 15-11

Kentucky					8-5
Home Record					2-3
Away Record					4-1
Neutral Record					2-1

Date	Season	FSU / Opp.	Opponent	Result	Scores
Oct. 26	1981	- / -	at Kentucky	W, 3-2	15-8, 4-15, 15-13, 12-15, 16-14
Oct. 30	1982	- / -	vs. Kentucky %	L, 2-3	8-15, 15-10, 14-16, 15-3, 11-15
Nov. 14	1982	- / -	vs. Kentucky	L, 2-3	15-4, 8-15, 9-15, 15-12, 4-15
Oct. 18	1985	- / -	vs. Kentucky	L, 2-3	14-16, 18-16, 17-15, 13-15, 7-15
Nov. 1	1987	- / -	vs. Kentucky	L, 0-3	13-15, 7-15, 4-15
Nov. 12	1988	- / 9	at Kentucky @	W, 3-1	15-10, 16-14, 13-15, 15-12
Sept. 29	1989	- / 14	vs. Kentucky	W, 3-2	15-13, 6-15, 15-13, 11-15, 16-14
Nov. 11	1989	- / -	at Kentucky #	W, 3-2	8-15, 6-15, 15-10, 15-5, 15-5
Nov. 30	1990	- / -	at Kentucky ^	L, 1-3	12-15, 10-15, 15-10, 10-15
Dec. 11	2009	12 / 13	vs. Kentucky &	W, 3-2	16-25, 26-24, 25-17, 19-25, 17-15
Sept. 10	2010	17 / 16	at Kentucky #	W, 3-2	21-25, 25-22, 25-20, 17-25, 15-6
Aug. 26	2011	- / -	vs. Kentucky !	W, 3-0	25-13, 25-8, 25-14
Aug. 30	2013	18 / 17	vs. Kentucky !	W, 3-0	27-25, 25-23, 25-20

Lake City CC					11-0
Home Record					3-0
Away Record					5-0
Neutral Record					3-0

Date	Season	FSU / Opp.	Opponent	Result	Scores
	1973	- / -	at Lake City CC	W, 2-0	15-6, 15-2
	1973	- / -	at Lake City CC	W, 2-0	15-4, 15-3
	1973	- / -	at Lake City CC	W, 2-0	15-3, 15-0
	1973	- / -	at Lake City CC	W, 2-0	15-8, 15-9
Nov. 2	1974	- / -	vs. Lake City CC #	W, 2-0	15-3, 15-8
	1976	- / -	vs. Lake City CC ^	W, 2-0	15-8, 15-8
Oct. 10	1979	- / -	vs. Lake City CC	W, 3-0	15-8, 15-5, 15-11
Nov. 6	1979	- / -	vs. Lake City CC	W, 3-0	15-11, 15-0, 18-16
Oct. 7	1980	- / -	vs. Lake City CC	W, 2-0	15-7, 15-6
Oct. 24	1980	- / -	vs. Lake City CC %	W, 2-0	15-5, 15-9
Nov. 5	1980	- / -	at Lake City CC	W, 3-0	15-5, 15-11, 15-11

Lamar					2-0
Home Record					1-0
Away Record					1-0



ALL-TIME RECORDS VS. OPPONENTS

Neutral Record 0-0

Date	Season	FSU / Opp.	Opponent	Result	Scores
Sept. 15	1984	- / -	vs. Lamar	W, 3-0	15-11, 15-6, 15-11
Oct. 8	1988	- / -	at Lamar	W, 3-1	15-7, 10-15, 15-1, 15-4

LaSalle **1-0**
 Home Record 0-0
 Away Record 0-0
 Neutral Record 1-0

Date	Season	FSU / Opp.	Opponent	Result	Scores
Oct. 31	1992	- / -	vs. LaSalle &	W, 3-0	15-6, 15-1, 15-8

Liberty **1-0**
 Home Record 1-0
 Away Record 0-0
 Neutral Record 0-0

Date	Season	FSU / Opp.	Opponent	Result	Scores
Sept. 18	1999	- / -	vs. Liberty	W, 3-2	15-12, 13-15, 15-9, 14-16, 15-7

Little Rock **1-0**
 Home Record 1-0
 Away Record 0-0
 Neutral Record 0-0

Date	Season	FSU / Opp.	Opponent	Result	Scores
Sept. 9	2016	13 / -	vs. Little Rock	W, 3-0	25-15, 25-19, 25-20

Long Beach State **1-6**
 Home Record 0-1
 Away Record 1-1
 Neutral Record 0-4

Date	Season	FSU / Opp.	Opponent	Result	Scores
Dec. 14	1974	- / -	vs. Long Beach State ^	L, 0-2	7-15, 1-15
Nov. 29	1987	- / 18	vs. Long Beach State \$	L, 2-3	10-15, 17-15, 15-2, 9-15, 11-15
Oct. 10	1992	- / 3	vs. Long Beach State \$	L, 1-3	15-11, 2-15, 9-15, 11-15
Sept. 18	1998	19 / 2	vs. Long Beach State #	L, 0-3	7-15, 5-15, 4-15
Sept. 8	2007	- / -	at Long Beach State #	L, 0-3	22-30, 28-30, 23-30
Sept. 4	2008	- / 23	vs. Long Beach State	L, 2-3	25-21, 26-28, 19-25, 25-16, 7-15
Aug. 31	2013	18 / -	at Long Beach State !	W, 3-2	15-25, 25-23, 20-25, 25-18, 15-12

Louisiana-Lafayette **1-0**
 Home Record 1-0
 Away Record 0-0
 Neutral Record 0-0

Date	Season	FSU / Opp.	Opponent	Result	Scores
Sept. 20	2002	- / -	vs. Louisiana-Lafayette #	W, 3-2	30-27, 20-30, 21-30, 30-26, 15-13

LSU **13-8**
 Home Record 4-2
 Away Record 4-4
 Neutral Record 5-2

Date	Season	FSU / Opp.	Opponent	Result	Scores
	1976	- / -	vs. LSU !	L, 1-2	2-15, 15-7, 14-16
	1977	- / -	vs. LSU !	L, 0-2	1-15, 11-15
Oct. 5	1979	- / -	vs. LSU #	W, 2-1	15-6, 13-15, 15-13
Oct. 4	1980	- / -	vs. LSU #	W, 2-0	15-7, 15-4
Oct. 4	1980	- / -	vs. LSU #	W, 2-0	15-13, 15-5
Oct. 31	1981	- / -	at LSU %	L, 1-2	15-8, 9-15, 7-15
Sept. 17	1982	- / -	at LSU !	W, 3-0	15-6, 15-6, 15-8
Oct. 30	1982	- / -	vs. LSU %	W, 3-1	15-10, 13-15, 15-4, 15-3
Sept. 5	1983	- / -	at LSU !	W, 3-2	13-15, 15-11, 8-15, 15-11, 15-8
Oct. 29	1983	- / -	vs. LSU ^	W, 3-0	15-6, 15-4, 15-10
Sept. 22	1984	- / -	vs. LSU	W, 3-2	11-15, 12-15, 15-8, 15-13, 15-6
Nov. 22	1984	- / -	at LSU	L, 1-3	11-15, 15-12, 9-15, 13-15
Nov. 9	1985	- / -	vs. LSU	L, 2-3	13-15, 16-14, 15-9, 7-15, 8-15

Sept. 26	1986	- / 19	at LSU #	L, 0-3	15-8, 15-0, 15-6
Nov. 6	1988	- / -	at LSU	L, 1-3	10-15, 9-15, 22-20, 10-15
Oct. 27	1989	- / 17	vs. LSU	W, 3-2	12-15, 15-9, 7-15, 15-5, 15-9
Sept. 10	1993	- / -	at LSU @	W, 3-0	15-12, 15-4, 10-15, 15-7
Sept. 9	1994	- / -	vs. LSU !	L, 2-3	12-15, 15-12, 15-5, 13-15, 13-15
Sept. 20	2002	- / -	vs. LSU #	W, 3-2	22-30, 30-24, 30-24, 27-30, 15-13
Sept. 13	2014	7 / -	vs. LSU #	W, 3-1	19-25, 25-19, 25-23, 25-16
Sept. 18	2016	13 / -	at LSU	W, 3-0	26-24, 25-20, 25-18

Louisiana Tech **1-0**
 Home Record 0-0
 Away Record 0-0
 Neutral Record 1-0

Date	Season	FSU / Opp.	Opponent	Result	Scores
Sept. 5	2003	- / -	vs. Louisiana Tech @	W, 3-0	30-18, 30-28, 30-25

Louisville **13-7**
 Home Record 4-5
 Away Record 7-1
 Neutral Record 2-1
 ACC Regular Season Record 3-3

Date	Season	FSU / Opp.	Opponent	Result	Scores
Sept. 26	1980	- / -	vs. Louisville @	W, 2-0	15-7, 15-9
Nov. 22	1982	- / -	vs. Louisville ^	L, 1-2	13-15, 15-12, 12-15
Nov. 23	1982	- / -	vs. Louisville ^	L, 2-3	13-15, 16-14, 15-11, 12-15, 13-15
Sept. 17	1983	- / -	vs. Louisville @	L, 1-3	10-15, 13-15, 15-12, 6-15
Sept. 30	1983	- / -	vs. Louisville #	W, 3-0	15-1, 15-10, 15-3
Nov. 2	1984	- / -	vs. Louisville	L, 0-3	6-15, 8-15, 11-15
Nov. 1	1985	- / -	at Louisville ?	W, 3-0	16-14, 15-6, 15-5
Nov. 1	1986	- / -	vs. Louisville ?	W, 3-0	15-11, 15-12, 17-15
Oct. 23	1987	- / -	at Louisville ?	W, 3-0	15-7, 15-12, 15-10
Oct. 29	1988	- / -	vs. Louisville ?	W, 3-0	15-7, 15-6, 15-5
Oct. 13	1989	- / -	at Louisville ?	W, 3-0	15-5, 15-10, 15-7
Nov. 18	1989	- / -	vs. Louisville \$	W, 3-0	15-2, 15-7, 15-9
Nov. 3	1990	- / -	at Louisville ?	W, 3-0	15-13, 15-3, 15-13
Nov. 17	1990	- / -	at Louisville %	W, 3-2	15-3, 6-15, 14-16, 15-10, 16-14
Oct. 10	2014	4 / -	at Louisville *	W, 3-1	25-21, 24-26, 25-18, 25-22
Nov. 15	2015	20 / 22	vs. Louisville *	L, 2-3	25-21, 24-26, 25-18, 26-28, 9-15
Sept. 25	2016	15 / -	vs. Louisville *	W, 3-1	26-24, 25-18, 23-25, 25-22
Oct. 28	2016	11 / -	at Louisville *	W, 3-1	23-25, 25-18, 29-27, 25-10
Sept. 29	2017	- / -	at Louisville *	L, 0-3	20-25, 20-25, 29-31
Oct. 22	2017	- / -	vs. Louisville *	L, 0-3	25-27, 21-25, 20-25

Loyola Marymount **2-1**
 Home Record 0-0
 Away Record 0-0
 Neutral Record 2-1

Date	Season	FSU / Opp.	Opponent	Result	Scores
Sept. 22	1990	- / -	vs. Loyola Marymount #	L, 2-3	7-15, 15-9, 4-15, 15-13, 6-15
Sept. 13	1991	- / -	vs. Loyola Marymount !	W, 3-2	18-16, 13-15, 20-18, 11-15, 17-15
Sept. 11	1993	- / -	vs. Loyola Marymount @	W, 3-1	15-12, 12-15, 15-2, 15-10

Marquette **1-0**
 Home Record 0-0
 Away Record 0-0
 Neutral Record 1-0

Date	Season	FSU / Opp.	Opponent	Result	Scores
Sept. 6	2014	8 / -	vs. Marquette @	W, 3-2	21-25, 25-19, 25-19, 25-27, 15-13

Marshall **1-0**
 Home Record 0-0
 Away Record 0-0
 Neutral Record 1-0

Date	Season	FSU / Opp.	Opponent	Result	Scores
Aug. 31	2002	- / -	vs. Marshall !	W, 3-0	32-30, 30-23, 30-21



ALL-TIME RECORDS VS. OPPONENTS

Maryland	23-23
Home Record	12-9
Away Record	9-13
Neutral Record	2-1
ACC Regular Season Record	20-22

Date	Season	FSU / Opp.	Opponent	Result	Scores
	1976	-/-	vs. Maryland @	W, 2-1	15-3, 1-15, 15-13
Oct. 18	1991	-/-	vs. Maryland *	L, 2-3	12-15, 8-15, 15-1, 17-15, 16-18
Nov. 6	1992	-/-	at Maryland *	W, 3-1	15-13, 6-15, 15-9, 15-13
Nov. 21	1992	-/-	at Maryland %	W, 3-2	8-15, 15-8, 12-15, 15-10, 15-8
Oct. 16	1993	20/-	at Maryland *	L, 0-3	13-15, 14-16, 14-16
Oct. 30	1993	23/-	vs. Maryland *	W, 3-0	15-9, 15-12, 15-11
Oct. 21	1994	-/-	at Maryland *	L, 1-3	15-7, 13-15, 11-15, 7-15
Nov. 4	1994	-/-	vs. Maryland *	W, 3-1	15-10, 3-15, 16-14, 15-12
Nov. 18	1994	-/-	vs. Maryland #	W, 3-1	16-14, 15-6, 5-15, 15-12
Oct. 28	1995	-/-	at Maryland *	L, 0-3	5-15, 5-15, 11-15
Nov. 11	1995	-/-	vs. Maryland *	L, 1-3	15-5, 13-15, 11-15, 7-15
Nov. 17	1995	-/-	vs. Maryland #	L, 0-3	9-15, 11-15, 3-15
Sept. 21	1996	-/-	at Maryland *	L, 0-3	5-15, 4-15, 4-15
Nov. 10	1996	-/24	vs. Maryland *	L, 1-3	3-15, 12-15, 16-14, 13-15
Oct. 12	1997	-/18	at Maryland *	L, 1-3	15-8, 8-15, 7-15, 12-15
Nov. 7	1997	-/16	vs. Maryland *	L, 1-3	13-15, 9-15, 15-10, 8-15
Oct. 18	1998	-/-	vs. Maryland *	W, 3-0	15-12, 15-2, 15-10
Nov. 13	1998	-/-	at Maryland *	L, 2-3	12-15, 15-9, 15-5, 13-15, 14-16
Oct. 1	1999	-/-	vs. Maryland *	L, 1-3	6-15, 15-13, 8-15, 11-15
Oct. 23	1999	-/-	at Maryland *	L, 0-3	9-15, 13-15, 3-15
Sept. 22	2000	-/-	at Maryland *	L, 2-3	15-6, 6-15, 13-15, 15-12, 13-15
Oct. 29	2000	-/-	vs. Maryland *	W, 3-0	15-10, 15-12, 15-3
Sept. 28	2001	-/-	vs. Maryland *	L, 2-3	30-24, 28-30, 30-22, 24-30, 13-15
Oct. 20	2001	-/-	at Maryland *	W, 3-2	30-28, 29-31, 30-27, 25-30, 15-9
Oct. 12	2002	-/-	vs. Maryland *	W, 3-2	29-31, 30-27, 30-27, 25-30, 16-14
Nov. 2	2002	-/-	at Maryland *	W, 3-1	30-25, 20-30, 30-23, 30-27
Oct. 11	2003	-/-	at Maryland *	L, 0-3	12-30, 20-30, 27-30
Nov. 14	2003	-/-	vs. Maryland *	L, 2-3	30-27, 30-22, 27-30, 20-30, 16-18
Oct. 8	2004	-/-	at Maryland *	W, 3-1	26-30, 30-19, 30-25, 30-28
Nov. 7	2004	-/-	vs. Maryland *	L, 2-3	30-26, 30-19, 24-30, 24-30, 10-15
Sept. 23	2005	-/-	at Maryland *	L, 0-3	17-30, 15-30, 23-30
Oct. 30	2005	-/-	vs. Maryland *	L, 1-3	27-30, 25-30, 30-14, 22-30
Sept. 22	2006	-/-	vs. Maryland *	W, 3-0	30-12, 30-28, 30-24
Oct. 29	2006	-/-	at Maryland *	L, 2-3	28-30, 30-23, 30-24, 19-30, 13-15
Oct. 12	2007	-/-	at Maryland *	L, 1-3	30-26, 28-30, 28-30, 18-30
Nov. 10	2007	-/-	vs. Maryland *	W, 3-2	16-30, 30-25, 35-33, 28-30, 15-12
Oct. 10	2008	-/-	vs. Maryland *	W, 3-1	25-20, 22-25, 25-21, 25-18
Nov. 8	2008	-/-	at Maryland *	W, 3-0	25-20, 25-15, 25-16
Oct. 16	2009	17/-	at Maryland *	W, 3-0	25-12, 25-22, 25-14
Nov. 22	2009	15/-	vs. Maryland *	W, 3-0	25-22, 25-23, 25-9
Oct. 17	2010	22/-	at Maryland *	L, 2-3	25-21, 26-28, 25-19, 18-25, 14-16
Nov. 19	2010	-/-	vs. Maryland *	W, 3-0	25-21, 25-20, 25-20
Oct. 21	2011	19/-	at Maryland *	W, 3-1	25-15, 25-19, 24-26, 25-23
Oct. 14	2012	12/-	at Maryland *	W, 3-1	25-22, 25-17, 22-25, 25-17
Nov. 16	2012	11/-	vs. Maryland *	W, 3-0	25-21, 25-15, 25-19
Oct. 11	2013	21/-	vs. Maryland *	W, 3-0	25-19, 25-23, 25-14

McNeese State	1-0
Home Record	1-0
Away Record	0-0
Neutral Record	0-0

Date	Season	FSU / Opp.	Opponent	Result	Scores
Sept. 12	1992	-/-	vs. McNeese State @	W, 3-0	15-6, 15-3, 15-12

Memphis	16-2
Home Record	5-0
Away Record	5-1
Neutral Record	6-1

Date	Season	FSU / Opp.	Opponent	Result	Scores
	1978	-/-	vs. Memphis !	W, 2-0	15-11, 15-3
Sept. 29	1979	-/-	vs. Memphis @	W, 3-1	15-8, 13-15, 15-12, 15-8
Sept. 20	1980	-/-	vs. Memphis !	L, 0-2	13-15, 8-15

Sept. 26	1980	-/-	at Memphis @	W, 2-0	15-8, 15-9
Sept. 27	1980	-/-	at Memphis @	W, 2-1	10-15, 15-10, 15-10
Oct. 24	1981	-/-	vs. Memphis \$	W, 3-0	15-13, 15-3, 15-4
Nov. 5	1982	-/-	vs. Memphis +	W, 2-0	15-7, 15-10
Nov. 21	1982	-/-	vs. Memphis ^	W, 2-0	15-7, 15-1
Nov. 23	1982	-/-	vs. Memphis ^	W, 3-0	15-6, 15-5, 15-7
Oct. 14	1983	-/-	vs. Memphis %	W, 3-1	15-1, 15-8, 8-15, 15-11
Oct. 13	1984	-/-	vs. Memphis	W, 3-0	15-2, 16-14, 15-7
Sept. 27	1985	-/-	at Memphis @?	W, 3-1	15-5, 15-13, 12-15, 15-2
Oct. 9	1986	-/-	vs. Memphis ?	W, 3-2	15-10, 15-8, 13-15, 10-15, 15-4
Oct. 30	1987	-/-	at Memphis ?	W, 3-0	15-7, 15-2, 15-9
Oct. 14	1988	-/-	vs. Memphis ?	W, 3-2	13-15, 15-1, 9-15, 15-5, 15-13
Oct. 25	1989	-/-	at Memphis ?	W, 3-2	14-16, 8-15, 15-11, 15-9, 15-11
Oct. 13	1990	-/-	at Memphis ?	L, 2-3	16-14, 15-11, 8-15, 8-15, 11-15
Sept. 3	1995	-/-	vs. Memphis !	W, 3-0	15-10, 15-1, 15-10

Mercer	3-0
Home Record	1-0
Away Record	1-0
Neutral Record	1-0

Date	Season	FSU / Opp.	Opponent	Result	Scores
Sept. 20	1997	-/-	vs. Mercer #	W, 3-0	15-9, 15-7, 15-7
Sept. 2	2005	-/-	vs. Mercer !	W, 3-0	30-24, 30-14, 30-23
Aug. 25	2006	-/-	at Mercer	W, 3-0	30-18, 30-28, 30-17

Miami	32-20-1
Home Record	14-6
Away Record	8-8
Neutral Record	10-6-1
ACC Regular Season Record	19-13

Date	Season	FSU / Opp.	Opponent	Result	Scores
	1973	-/-	vs. Miami @	W, 2-0	15-7, 15-3
Nov. 1	1974	-/-	vs. Miami #	W, 2-0	15-8, 15-11
	1978	-/-	vs. Miami #	W, 2-0	15-3, 15-4
	1978	-/-	vs. Miami ^	W, 2-0	15-4, 15-9
Sept. 22	1979	-/-	vs. Miami !	W, 2-0	15-10, 16-14
Oct. 6	1979	-/-	vs. Miami #	L, 1-2	9-15, 15-10, 14-16
Oct. 13	1979	-/-	vs. Miami \$	L, 1-2	12-15, 15-7, 12-15
Nov. 10	1979	-/-	vs. Miami ^	L, 0-3	10-15, 14-16, 7-15
Nov. 17	1979	-/-	vs. Miami &	L, 0-2	9-15, 18-16, 8-15
Nov. 17	1979	-/-	vs. Miami &	W, 2-1	15-9, 4-15, 15-9
Nov. 17	1979	-/-	vs. Miami &	W, 2-1	8-15, 15-6, 15-12
Oct. 3	1980	-/-	vs. Miami #	W, 2-0	15-10, 15-7
Oct. 4	1980	-/-	vs. Miami #	L, 0-2	10-15, 13-15
Oct. 11	1980	-/-	vs. Miami \$	W, 2-0	15-13, 17-15
Oct. 24	1980	-/-	vs. Miami %	T, 1-1	15-6, 10-15
Oct. 25	1980	-/-	vs. Miami %	W, 2-1	17-15, 10-15, 15-7
Nov. 1	1980	-/-	at Miami ^	L, 1-2	10-15, 15-13, 9-15
Nov. 1	1980	-/-	at Miami ^	L, 0-2	6-15, 8-15
Nov. 15	1980	-/-	vs. Miami &	W, 3-1	15-10, 9-15, 15-8, 16-14
Nov. 22	1980	-/-	vs. Miami +	L, 0-2	13-15, 4-15
Sept. 19	1981	-/-	vs. Miami	W, 2-0	15-10, 15-2
Nov. 20	1981	-/-	vs. Miami &	W, 2-0	15-9, 15-12
Oct. 2	2001	-/-	vs. Miami	W, 3-0	30-16, 30-16, 30-21
Sept. 13	2002	-/-	vs. Miami @	L, 2-3	30-28, 30-25, 29-31, 30-32, 10-15
Sept. 19	2003	-/-	vs. Miami %	W, 3-1	30-28, 28-30, 30-26, 30-25
Sept. 24	2004	-/-	at Miami *	L, 0-3	28-30, 29-31, 24-30
Oct. 20	2004	-/-	vs. Miami *	L, 2-3	30-19, 21-30, 24-30, 30-27, 10-15
Oct. 11	2005	-/-	vs. Miami *	L, 1-3	36-34, 21-30, 26-30, 29-31
Nov. 15	2005	-/-	at Miami *	W, 3-2	24-30, 31-29, 30-32, 34-32, 15-13
Sept. 19	2006	-/-	at Miami *	W, 3-2	27-30, 30-24, 22-30, 30-12, 15-12
Oct. 17	2006	-/-	vs. Miami *	L, 2-3	30-27, 30-16, 22-30, 28-30, 9-15
Sept. 14	2007	-/-	vs. Miami *	W, 3-0	30-17, 30-24, 30-22
Oct. 23	2007	-/-	at Miami *	W, 3-1	30-28, 30-24, 25-30, 30-23
Sept. 19	2008	-/-	at Miami *	L, 1-3	25-23, 19-25, 22-25, 29-31
Nov. 26	2008	-/-	vs. Miami *	L, 2-3	25-22, 21-25, 25-18, 13-25, 11-15
Sept. 15	2009	19/-	vs. Miami % *	W, 3-0	25-20, 25-15, 25-17
Nov. 25	2009	14/-	at Miami *	W, 3-1	24-26, 25-16, 25-19, 25-16
Sept. 18	2010	15/-	at Miami *	W, 3-1	19-25, 27-25, 27-25, 25-18



ALL-TIME RECORDS VS. OPPONENTS

Nov. 26	2010	-/-	vs. Miami *	L, 2-3	18-25, 17-25, 26-24, 25-22, 17-19
Sept. 14	2011	-/20	vs. Miami *	W, 3-0	25-23, 25-21, 25-18
Nov. 26	2011	21/25	at Miami *	L, 1-3	16-25, 31-33, 25-21, 22-25
Sept. 7	2012	6/-	at Miami *	L, 1-3	25-18, 17-25, 22-25, 18-25
Nov. 23	2012	12/23	vs. Miami *	W, 3-1	25-20, 22-25, 25-14, 29-27
Oct. 16	2013	19/-	vs. Miami *	W, 3-1	25-23, 24-26, 25-13, 25-19
Nov. 13	2013	22/-	at Miami *	W, 3-1	25-16, 25-23, 21-25, 25-13
Oct. 5	2014	5/-	at Miami *	W, 3-2	26-28, 25-19, 25-20, 27-29, 15-9
Nov. 28	2014	8/-	vs. Miami *	W, 3-0	25-21, 25-22, 25-18
Sept. 23	2015	17/-	vs. Miami *	W, 3-2	25-20, 25-21, 19-25, 20-25, 15-11
Nov. 4	2015	17/-	at Miami *	L, 1-3	25-20, 23-25, 26-28, 14-25
Sept. 23	2016	15/-	vs. Miami *	W, 3-0	25-12, 25-15, 25-19
Oct. 19	2016	12/-	at Miami *	W, 3-0	25-12, 25-15, 25-23
Oct. 4	2017	-/-	vs. Miami *	W, 3-0	25-23, 25-18, 25-23
Nov. 1	2017	-/-	at Miami *	L, 0-3	19-25, 21-25, 23-25

Miami (OH) 0-1
 Home Record 0-0
 Away Record 0-0
 Neutral Record 0-1

Date	Season	FSU / Opp.	Opponent	Result	Scores
Sept. 7	1996	-/-	vs. Miami (OH)!	L, 0-3	13-15, 10-15, 14-16

Miami-Dade CC 0-1
 Home Record 0-0
 Away Record 0-0
 Neutral Record 0-1

Date	Season	FSU / Opp.	Opponent	Result	Scores
Oct. 5	1979	-/-	vs. Miami-Dade CC #	L, 0-2	8-15, 11-15

Miami-Dade CC North 3-0
 Home Record 2-0
 Away Record 0-0
 Neutral Record 1-0

Date	Season	FSU / Opp.	Opponent	Result	Scores
1973	-/-	vs. Miami Dade CC North	W, 2-0	15-10, 15-7	
1973	-/-	vs. Miami Dade CC North	W, 2-0	15-3, 15-9	
1976	-/-	vs. Miami-Dade CC North ^	W, 2-1	15-12, 6-15, 15-2	

Miami-Dade CC South 8-6
 Home Record 4-1
 Away Record 0-0
 Neutral Record 4-6

Date	Season	FSU / Opp.	Opponent	Result	Scores
1972	-/-	vs. Miami-Dade CC South !	W, 2-1	7-15, 15-11, 15-6	
1972	-/-	vs. Miami-Dade CC South \$	L, 0-2		
1973	-/-	vs. Miami-Dade CC South #	W, 2-0	15-13, 15-1	
1973	-/-	vs. Miami-Dade CC South	W, 2-0	16-14, 17-15	
1973	-/-	vs. Miami-Dade CC South @	W, 2-1	11-15, 15-11, 16-14	
Nov. 2	1974	-/-	vs. Miami-Dade CC South #	L, 1-2	16-14, 15-17, 13-15
Nov. 16	1974	-/-	vs. Miami-Dade CC South \$	L, 0-2	7-15, 9-15
Oct. 18	1975	-/-	vs. Miami-Dade CC South #	W, 2-1	6-15, 16-14, 15-7
1976	-/-	vs. Miami-Dade CC South @	L, 0-2	3-15, 7-15	
1976	-/-	vs. Miami-Dade CC South ^	L, 0-2	15-17, 7-15	
1977	-/-	vs. Miami-Dade CC South #	L, 0-2	10-15, 2-15	
1978	-/-	at Miami-Dade CC South @	W, 2-0	11-15, 16-14, 17-15	
1978	-/-	at Miami-Dade CC South @	W, 2-1	7-15, 15-6, 15-12	
Nov. 1	1980	-/-	vs. Miami-Dade CC South ^	W, 2-0	15-10, 15-12

Michigan 3-2
 Home Record 1-0
 Away Record 1-1
 Neutral Record 1-1

Date	Season	FSU / Opp.	Opponent	Result	Scores
Sept. 5	1997	-/-	at Michigan @	W, 3-1	7-15, 15-5, 15-6, 15-12
Aug. 30	2003	-/-	vs. Michigan !	W, 3-1	30-22, 30-25, 21-30, 30-21

Sept. 11	2004	-/-	at Michigan @	L, 0-3	25-30, 22-30, 21-30
Sept. 9	2011	24/20	vs. Michigan #	L, 0-3	21-25, 17-25, 15-25
Sept. 13	2013	16/7	vs. Michigan #	W, 3-2	21-25, 23-25, 25-17, 25-19, 15-13

Michigan State 1-2
 Home Record 0-0
 Away Record 0-1
 Neutral Record 1-1

Date	Season	FSU / Opp.	Opponent	Result	Scores
Sept. 5	1986	-/-	vs. Michigan State !	W, 3-1	15-10, 11-15, 15-13, 15-8
Sept. 6	1986	-/-	vs. Michigan State !	L, 0-3	13-15, 13-15, 4-15
Sept. 1	2007	-/-	at Michigan State @	L, 0-3	27-30, 19-30, 22-30

Middle Tennessee State 2-0
 Home Record 0-0
 Away Record 0-0
 Neutral Record 2-0

Date	Season	FSU / Opp.	Opponent	Result	Scores
Oct. 23	1981	-/-	vs. Middle Tennessee State \$	W, 3-0	15-7, 15-3, 15-8
Sept. 12	2009	22/-	vs. Middle Tennessee State #	W, 3-0	25-20, 25-14, 25-22

Milligan College 1-0
 Home Record 0-0
 Away Record 0-0
 Neutral Record 1-0

Date	Season	FSU / Opp.	Opponent	Result	Scores
1977	-/-	vs. Milligan College %	W, 2-0	15-3, 15-7	

Minnesota 6-10
 Home Record 4-2
 Away Record 0-2
 Neutral Record 2-6

Date	Season	FSU / Opp.	Opponent	Result	Scores
Oct. 20	1979	-/-	vs. Minnesota %	L, 1-2	15-9, 12-15, 7-15
Sept. 18	1981	-/-	vs. Minnesota !	W, 2-1	15-12, 7-15, 15-11
Sept. 19	1981	-/-	vs. Minnesota !	W, 2-0	15-8, 15-12
Oct. 3	1981	-/-	vs. Minnesota @	L, 0-2	12-15, 7-15
Dec. 11	1981	-/-	vs. Minnesota +	W, 3-0	15-6, 15-13, 15-11
Oct. 9	1982	-/-	vs. Minnesota #	W, 2-1	15-11, 8-15, 15-13
Sept. 14	1984	-/-	vs. Minnesota	W, 3-1	8-15, 15-10, 15-13, 15-9
Sept. 4	1987	-/20	vs. Minnesota !	L, 0-3	12-15, 6-15, 14-16
Sept. 2	1989	-/-	vs. Minnesota !	L, 1-3	8-15, 17-15, 7-15, 7-15
Sept. 3	1989	-/-	vs. Minnesota !	L, 0-3	8-15, 13-15, 11-15
Sept. 11	1992	-/-	vs. Minnesota @	L, 1-3	15-12, 14-16, 5-15, 5-15
Sept. 12	1992	-/-	vs. Minnesota @	W, 3-2	15-7, 13-15, 13-15, 15-13, 15-6
Sept. 17	1994	-/-	at Minnesota @	L, 0-3	3-15, 6-15, 10-15
Sept. 10	2005	-/5	vs. Minnesota @	L, 0-3	22-30, 26-30, 15-30
Dec. 12	2009	12/11	at Minnesota &	L, 1-3	20-25, 7-25, 25-18, 17-25
Sept. 3	2016	16/6	vs. Minnesota	L, 1-3	14-25, 24-26, 25-21, 12-25

Mississippi 9-3
 Home Record 2-0
 Away Record 0-0
 Neutral Record 7-3

Date	Season	FSU / Opp.	Opponent	Result	Scores
Nov. 21	1974	-/-	vs. Mississippi %	W, 2-0	15-1, 15-2
Oct. 3	1975	-/-	vs. Mississippi !	W, 2-0	15-3, 15-1
1976	-/-	vs. Mississippi !	L, 1-2	13-15, 15-8, 9-15	
1977	-/-	vs. Mississippi !	W, 2-1	7-15, 17-15, 15-8	
1978	-/-	vs. Mississippi !	L, 2-3	10-15, 15-8, 3-15, 15-5, 11-15	
1978	-/-	vs. Mississippi %	W, 3-1	5-15, 15-12, 15-8, 15-11	
1978	-/-	vs. Mississippi &	W, 3-2	15-12, 10-15, 15-11, 13-15, 15-2	
Nov. 21	1980	-/-	vs. Mississippi +	L, 0-2	15-1, 9-15, 14-16
Nov. 21	1980	-/-	vs. Mississippi +	W, 2-0	15-8, 15-6
Nov. 20	1981	-/-	vs. Mississippi &	W, 2-0	15-3, 15-8
Oct. 6	1985	-/-	vs. Mississippi	W, 3-2	7-15, 15-10, 13-15, 15-1, 15-4



ALL-TIME RECORDS VS. OPPONENTS

Sept. 27 1986 -/- vs. Mississippi # W, 3-0 15-13, 15-11, 15-7

Mississippi College	1-0
Home Record	0-0
Away Record	0-0
Neutral Record	1-0

Date	Season	FSU / Opp.	Opponent	Result	Scores
Oct. 3	1975	-/-	vs. Mississippi College !	W, 2-0	15-6, 15-5

Mississippi State	7-0
Home Record	2-0
Away Record	0-0
Neutral Record	5-0

Date	Season	FSU / Opp.	Opponent	Result	Scores
	1976	-/-	vs. Mississippi State \$	W, 2-0	15-7, 15-10
	1977	-/-	vs. Mississippi State \$	W, 2-1	15-8, 15-17, 15-4
	1977	-/-	vs. Mississippi State &	W, 2-0	15-1, 15-10
	1978	-/-	vs. Mississippi State &	W, 2-0	15-9, 15-2
Nov. 16	1979	-/-	vs. Mississippi State &	W, 2-0	15-6, 15-11
Oct. 8	1982	-/-	vs. Mississippi State #	W, 2-0	15-4, 15-6
Aug. 30	1997	-/-	vs. Mississippi State !	W, 3-0	15-5, 15-12, 15-8

Mississippi U. for Women	13-10
Home Record	2-2
Away Record	5-3
Neutral Record	6-5

Date	Season	FSU / Opp.	Opponent	Result	Scores
	1972	-/-	vs. Mississippi U. for Women \$	L, 0-2	15-6, 15-12
	1973	-/-	vs. Mississippi U. for Women \$	W, 2-0	15-2, 16-14
Oct. 26	1974	-/-	vs. Mississippi U. for Women @	L, 1-2	15-10, 2-15, 11-15
Oct. 4	1975	-/-	at Mississippi U. for Women !	W, 2-0	15-5, 15-1
Oct. 4	1975	-/-	at Mississippi U. for Women !	L, 0-2	15-4, 15-8
Oct. 18	1975	-/-	vs. Mississippi U. for Women #	W, 2-0	15-6, 15-9
Oct. 31	1975	-/-	vs. Mississippi U. for Women \$	W, 2-0	15-4, 15-12
Nov. 21	1975	-/-	vs. Mississippi U. for Women ^	W, 2-0	15-3, 15-7
Nov. 22	1975	-/-	vs. Mississippi U. for Women ^	L, 0-2	15-3, 15-11
Nov. 22	1975	-/-	vs. Mississippi U. for Women ^	W, 2-1	15-12, 11-15, 15-9
Nov. 22	1975	-/-	vs. Mississippi U. for Women ^	L, 1-2	4-15, 15-9, 17-15
	1976	-/-	at Mississippi U. for Women "B" !	W, 2-0	15-0, 15-3
	1976	-/-	vs. Mississippi U. for Women #	W, 2-0	17-15, 15-13
	1976	-/-	vs. Mississippi U. for Women #	L, 1-2	15-7, 8-15, 13-15
	1976	-/-	vs. Mississippi U. for Women %	L, 0-2	16-18, 11-15
	1976	-/-	vs. Mississippi U. for Women %	L, 0-2	14-16, 7-15
	1977	-/-	at Mississippi U. for Women !	L, 1-2	15-6, 10-15, 11-15
	1977	-/-	at Mississippi U. for Women &	L, 2-3	10-15, 13-15, 15-5, 15-7, 17-19
	1978	-/-	at Mississippi U. for Women !	W, 2-0	15-2, 15-11
	1978	-/-	vs. Mississippi U. for Women %	W, 3-2	15-6, 11-15, 8-15, 15-10, 15-5
Sept. 21	1979	-/-	vs. Mississippi U. for Women !	W, 2-0	15-12, 15-7
Sept. 29	1979	-/-	at Mississippi U. for Women @	W, 2-0	15-8, 15-12
Oct. 10	1980	-/-	at Mississippi U. for Women \$	W, 2-0	15-10, 15-9

Mississippi Valley State	1-0
Home Record	1-0
Away Record	0-0
Neutral Record	0-0

Date	Season	FSU / Opp.	Opponent	Result	Scores
Aug. 25	2006	-/-	vs. Mississippi Valley State	W, 3-0	30-13, 30-10, 30-18

Missouri State	2-7
Home Record	0-1
Away Record	1-2
Neutral Record	1-4

Date	Season	FSU / Opp.	Opponent	Result	Scores
	1973	-/-	vs. Missouri State %	W, 2-0	15-10, 15-12
	1978	-/-	vs. Missouri State +	L, 1-2	15-12, 11-15, 6-15
Oct. 19	1979	-/-	at Missouri State %	L, 0-2	2-15, 3-15

Oct. 2	1981	-/-	at Missouri State @	L, 0-2	4-15, 13-15
Oct. 2	1982	20/-	at Missouri State @	W, 3-1	15-6, 15-8, 7-15, 15-9
Oct. 29	1982	-/-	vs. Missouri State %	L, 1-3	4-15, 15-7, 14-16, 7-15
Oct. 30	1982	-/-	vs. Missouri State %	L, 2-3	15-4, 7-15, 15-5, 5-15, 13-15
Sept. 4	1993	-/-	vs. Missouri State !	L, 1-3	16-14, 0-15, 6-15, 7-15
Aug. 31	2007	-/-	vs. Missouri State @	L, 2-3	23-30, 27-30, 30-24, 30-17, 11-15

Montana	1-0
Home Record	0-0
Away Record	0-0
Neutral Record	1-0

Date	Season	FSU / Opp.	Opponent	Result	Scores
Sept. 6	1997	-/-	vs. Montana @	W, 3-0	15-8, 15-3, 15-8

Montevallo	5-0
Home Record	0-0
Away Record	0-0
Neutral Record	5-0

Date	Season	FSU / Opp.	Opponent	Result	Scores
	1973	-/-	vs. Montevallo \$	W, 2-1	15-6, 11-15, 15-12
Oct. 3	1975	-/-	vs. Montevallo !	W, 2-0	15-7, 15-10
Nov. 21	1975	-/-	vs. Montevallo ^	W, 2-0	15-4, 15-4
	1976	-/-	vs. Montevallo !	W, 2-0	15-3, 15-9
Oct. 24	1980	-/-	vs. Montevallo %	W, 2-0	15-0, 15-4

Morehead State	5-0
Home Record	2-0
Away Record	2-0
Neutral Record	1-0

Date	Season	FSU / Opp.	Opponent	Result	Scores
Oct. 6	1982	-/-	vs. Morehead State #	W, 3-1	15-9, 15-1, 8-15, 15-10
Nov. 5	1982	-/-	at Morehead State +	W, 2-0	15-10, 15-7
Nov. 6	1982	-/-	at Morehead State +	W, 3-2	15-12, 13-15, 10-15, 15-6, 15-8
Sept. 23	1989	-/-	vs. Morehead State	W, 3-0	15-4, 15-2, 15-11
Sept. 13	2008	-/-	vs. Morehead State #	W, 3-0	25-17, 25-20, 25-10

Nebraska	1-2
Home Record	0-0
Away Record	1-0
Neutral Record	0-2

Date	Season	FSU / Opp.	Opponent	Result	Scores
	1978	-/-	vs. Nebraska \$	L, 1-2	12-15, 15-10, 12-15
Oct. 2	1982	20/-	vs. Nebraska @	L, 2-3	9-15, 2-15, 15-3, 15-12, 7-15
Aug. 29	2014	13/7	at Nebraska !	W, 3-1	18-25, 27-25, 25-23, 25-23

New Mexico	0-1
Home Record	0-0
Away Record	0-0
Neutral Record	0-1

Date	Season	FSU / Opp.	Opponent	Result	Scores
Sept. 26	1986	-/-	vs. New Mexico #	L, 0-3	2-15, 13-15, 13-15

New Mexico State	2-0
Home Record	1-0
Away Record	1-0
Neutral Record	0-0

Date	Season	FSU / Opp.	Opponent	Result	Scores
Sept. 4	2009	-/-	at New Mexico State @	W, 3-0	25-17, 25-16, 25-21
Aug. 27	2010	15/-	vs. New Mexico State !	W, 3-1	25-16, 26-28, 25-16, 25-10

New Orleans	7-0
Home Record	2-0
Away Record	1-0
Neutral Record	4-0



ALL-TIME RECORDS VS. OPPONENTS

Date	Season	FSU / Opp.	Opponent	Result	Scores
	1978	-/-	vs. New Orleans !	W, 2-0	15-3, 15-13
	1978	-/-	vs. New Orleans #	W, 2-0	15-3, 15-5
Oct. 31	1981	-/-	vs. New Orleans %	W, 2-1	6-15, 15-4, 15-7
Sept. 18	1982	-/-	vs. New Orleans !	W, 3-0	15-0, 15-4, 15-0
Sept. 4	1983	-/-	vs. New Orleans !	W, 3-0	15-9, 15-5, 15-4
Oct. 6	1984	-/-	at New Orleans	W, 3-1	8-15, 15-3, 15-10, 15-2
Oct. 21	1995	-/-	vs. New Orleans	W, 3-0	15-11, 15-7, 15-3

Niagara 1-0					
Home Record 0-0					
Away Record 0-0					
Neutral Record 1-0					

Date	Season	FSU / Opp.	Opponent	Result	Scores
Sept. 12	2008	-/-	vs. Niagara #	W, 3-0	25-21, 25-22, 25-23

Nicholls State 4-0					
Home Record 0-0					
Away Record 0-0					
Neutral Record 4-0					

Date	Season	FSU / Opp.	Opponent	Result	Scores
	1977	-/-	vs. Nicholls State @	W, 2-0	15-5, 15-3
	1977	-/-	vs. Nicholls State !	W, 2-1	16-14, 10-15, 15-9
Sept. 28	1979	-/-	vs. Nicholls State @	W, 2-0	15-6, 20-18
Oct. 30	1981	-/-	vs. Nicholls State %	W, 2-0	15-3, 15-3

North Alabama 2-1					
Home Record 0-0					
Away Record 0-0					
Neutral Record 2-1					

Date	Season	FSU / Opp.	Opponent	Result	Scores
Nov. 21	1974	-/-	vs. North Alabama %	L, 1-2	5-15, 15-6, 12-15
Nov. 23	1974	-/-	vs. North Alabama %	W, 2-0	15-10, 15-8
	1976	-/-	vs. North Alabama !	W, 2-0	15-8, 15-12

North Dakota State 1-0					
Home Record 1-0					
Away Record 0-0					
Neutral Record 0-0					

Date	Season	FSU / Opp.	Opponent	Result	Scores
Aug. 29	2009	-/-	vs. North Dakota State !	W, 3-2	25-19, 21-25, 24-26, 25-22, 15-13

North Florida 1-0					
Home Record 1-0					
Away Record 0-0					
Neutral Record 0-0					

Date	Season	FSU / Opp.	Opponent	Result	Scores
Sept. 5	2008	-/-	vs. North Florida @	W, 3-0	25-15, 28-26, 25-14

North Florida JC 2-0					
Home Record 2-0					
Away Record 0-0					
Neutral Record 0-0					

Date	Season	FSU / Opp.	Opponent	Result	Scores
Oct. 9	1979	-/-	vs. North Florida JC	W, 3-1	15-2, 15-5, 14-16, 15-12
Oct. 23	1979	-/-	vs. North Florida JC	W, 3-0	15-8, 15-2, 15-1

North Texas State 0-1					
Home Record 0-0					
Away Record 0-0					
Neutral Record 0-1					

Date	Season	FSU / Opp.	Opponent	Result	Scores
	1978	-/-	vs. North Texas State \$	L, 0-2	5-15, 10-15

Northeast Louisiana 1-0					
Home Record 1-0					
Away Record 0-0					
Neutral Record 0-0					

Date	Season	FSU / Opp.	Opponent	Result	Scores
Sept. 5	1991	-/-	vs. Northeast Louisiana	W, 3-0	15-3, 15-2, 15-11

Northern Arizona 1-1					
Home Record 0-0					
Away Record 0-0					
Neutral Record 1-1					

Date	Season	FSU / Opp.	Opponent	Result	Scores
Sept. 1	1989	-/-	vs. Northern Arizona !	W, 3-1	15-17, 15-4, 15-7, 3-15
Sept. 1	2001	-/-	vs. Northern Arizona !	L, 2-3	22-30, 30-17, 30-20, 29-31, 13-15

Northern Illinois 2-1					
Home Record 0-0					
Away Record 1-0					
Neutral Record 1-1					

Date	Season	FSU / Opp.	Opponent	Result	Scores
Dec. 4	1998	-/-	vs. Northern Illinois ^	L, 1-3	15-10, 11-15, 10-15, 12-15
Sept. 11	1999	-/-	at Northern Illinois @	W, 3-0	15-3, 15-11, 15-9
Sept. 6	2015	14/-	vs. Northern Illinois @	W, 3-0	25-23, 25-13, 25-19

Northern Iowa 1-1					
Home Record 1-0					
Away Record 0-0					
Neutral Record 0-1					

Date	Season	FSU / Opp.	Opponent	Result	Scores
Sept. 5	1998	24/-	vs. Northern Iowa !	W, 3-2	15-11, 15-5, 8-15, 12-15, 15-12
Sept. 2	2011	25/14	vs. Northern Iowa @	L, 2-3	25-23, 25-15, 21-25, 21-25, 13-15

Northwestern 1-1					
Home Record 0-0					
Away Record 1-0					
Neutral Record 0-1					

Date	Season	FSU / Opp.	Opponent	Result	Scores
Oct. 2	1981	-/-	vs. Northwestern @	L, 0-2	7-15, 8-15
Nov. 4	1985	-/-	at Northwestern	W, 3-2	9-15, 16-14, 8-15, 15-9, 15-11

Northwestern State 2-0					
Home Record 0-0					
Away Record 0-0					
Neutral Record 2-0					

Date	Season	FSU / Opp.	Opponent	Result	Scores
Oct. 4	1975	-/-	vs. Northwestern State !	W, 2-0	15-8, 15-10
	1977	-/-	vs. Northwestern State @	W, 2-1	15-1, 9-15, 15-3

North Carolina 41-23					
Home Record 28-6					
Away Record 9-16					
Neutral Record 4-1					
ACC Regular Season Record 29-18					

Date	Season	FSU / Opp.	Opponent	Result	Scores
Oct. 16	1976	-/-	vs. North Carolina #	W, 2-1	11-15, 15-10, 15-13
Oct. 12	1979	-/-	vs. North Carolina \$	W, 2-1	15-10, 10-15, 15-12
Oct. 13	1979	-/-	vs. North Carolina \$	W, 2-1	15-11, 15-12
Oct. 10	1981	-/-	vs. North Carolina #	W, 2-0	15-2, 15-11
Dec. 10	1981	-/-	vs. North Carolina +	W, 3-0	15-5, 15-10, 15-1
Oct. 9	1982	-/-	vs. North Carolina #	W, 2-0	15-9, 15-6
Oct. 8	1983	-/-	vs. North Carolina \$	W, 3-0	15-7, 15-5, 15-12
Nov. 12	1983	-/-	at North Carolina *	W, 3-0	15-13, 15-12, 15-10
Nov. 2	1986	-/-	vs. North Carolina	W, 3-2	9-15, 7-15, 16-14, 15-8, 15-6
Nov. 15	1987	-/-	at North Carolina	L, 1-3	7-15, 6-15, 15-13, 3-15



ALL-TIME RECORDS VS. OPPONENTS

Oct. 12	1991	-/-	at North Carolina *	L, 0-3	13-15, 7-15, 13-15
Nov. 22	1991	-/-	vs. North Carolina \$	W, 3-0	15-7, 15-6, 15-6
Oct. 3	1992	-/-	at North Carolina *	W, 3-0	15-8, 15-11, 15-8
Oct. 23	1993	20/-	vs. North Carolina *	W, 3-1	15-13, 8-15, 15-4, 15-12
Nov. 13	1993	-/-	at North Carolina *	W, 3-1	15-10, 15-12, 13-15, 15-12
Nov. 19	1993	-/-	vs. North Carolina #	W, 3-0	15-13, 15-3, 15-7
Sept. 24	1994	-/-	at North Carolina *	L, 2-3	11-15, 15-8, 12-15, 15-12, 15-17
Oct. 29	1994	-/-	vs. North Carolina *	W, 3-0	15-7, 15-13, 15-12
Oct. 13	1995	-/-	vs. North Carolina *	W, 3-2	8-15, 15-10, 15-11, 10-15, 17-15
Oct. 14	1995	-/-	vs. North Carolina *	L, 2-3	13-15, 15-13, 15-5, 5-15, 10-15
Oct. 18	1996	-/-	at North Carolina *	W, 3-1	15-11, 16-14, 6-15, 15-8
Oct. 25	1996	-/-	vs. North Carolina *	W, 3-2	10-15, 15-8, 9-15, 15-7, 15-10
Sept. 26	1997	-/-	at North Carolina *	L, 0-3	13-15, 6-15, 6-15
Oct. 31	1997	-/-	vs. North Carolina *	W, 3-1	15-12, 9-15, 15-10, 15-13
Oct. 9	1998	-/-	at North Carolina *	L, 1-3	15-6, 7-15, 11-15, 8-15
Nov. 8	1998	-/-	vs. North Carolina *	W, 3-2	15-0, 12-15, 8-15, 15-6, 15-13
Nov. 22	1998	-/-	vs. North Carolina \$	W, 3-0	15-8, 15-1, 15-10
Oct. 15	1999	-/-	vs. North Carolina *	L, 0-3	15-8, 15-8, 15-8
Nov. 12	1999	-/25	at North Carolina *	L, 0-3	6-15, 5-15, 13-15
Oct. 1	2000	-/-	vs. North Carolina *	L, 2-3	9-15, 15-2, 15-6, 9-15, 13-15
Oct. 20	2000	-/-	at North Carolina *	L, 1-3	10-15, 15-11, 10-15, 8-15
Oct. 5	2001	-/-	at North Carolina *	L, 2-3	22-30, 28-30, 30-20, 34-32, 13-15
Nov. 9	2001	-/-	vs. North Carolina *	W, 3-0	30-20, 30-28, 30-24
Nov. 18	2001	-/-	vs. North Carolina \$	L, 1-3	20-30, 27-30, 30-28, 23-30
Oct. 27	2002	-/11	vs. North Carolina *	W, 3-2	26-30, 26-30, 30-27, 30-22
Nov. 16	2002	-/12	at North Carolina *	L, 0-3	22-30, 22-30, 21-30
Nov. 23	2002	-/12	vs. North Carolina \$	W, 3-0	30-23, 30-25, 30-23
Sept. 27	2003	-/-	at North Carolina *	L, 2-3	14-30, 30-28, 30-27, 22-30, 9-15
Oct. 31	2003	-/-	vs. North Carolina *	W, 3-0	30-21, 30-27, 30-25
Oct. 15	2004	-/-	vs. North Carolina *	W, 3-1	30-27, 30-25, 27-30, 30-28
Nov. 13	2004	-/-	at North Carolina *	W, 3-1	30-27, 30-21, 28-30, 30-19
Nov. 19	2004	-/-	vs. North Carolina \$	L, 0-3	17-30, 31-33, 24-30
Oct. 7	2005	-/-	at North Carolina *	L, 1-3	28-30, 33-31, 21-30, 27-30
Nov. 20	2005	-/-	vs. North Carolina *	W, 3-2	27-30, 24-30, 30-24, 30-27, 19-17
Oct. 6	2006	-/-	vs. North Carolina *	W, 3-0	30-23, 30-27, 30-21
Nov. 16	2006	-/-	at North Carolina *	L, 0-3	27-30, 26-30, 32-34
Oct. 19	2007	-/-	at North Carolina *	W, 3-2	34-32, 25-30, 23-30, 30-24, 16-14
Nov. 23	2007	-/-	vs. North Carolina *	W, 3-0	30-17, 30-23, 30-17
Oct. 17	2008	-/-	vs. North Carolina *	L, 2-3	21-25, 25-18, 25-21, 23-25, 11-15
Nov. 21	2008	-/-	at North Carolina *	W, 3-0	25-17, 25-20, 25-21
Oct. 25	2009	17/-	vs. North Carolina *	W, 3-1	25-18, 23-25, 25-19, 25-15
Sept. 30	2010	14/-	at North Carolina *	L, 2-3	25-18, 20-25, 25-18, 22-25, 14-16
Nov. 12	2010	-/-	vs. North Carolina *	W, 3-2	25-18, 25-20, 21-25, 18-25, 15-12
Oct. 7	2011	24/-	at North Carolina *	W, 3-1	20-25, 25-20, 25-19, 25-18
Nov. 6	2011	18/-	vs. North Carolina *	W, 3-1	25-16, 12-25, 25-21, 25-21
Oct. 5	2012	13/-	vs. North Carolina *	W, 3-0	25-23, 26-24, 25-23
Nov. 3	2012	11/-	at North Carolina *	L, 1-3	25-23, 20-25, 24-26, 21-25
Nov. 1	2013	20/12	vs. North Carolina *	W, 3-2	25-27, 25-21, 25-16, 17-25, 15-8
Sept. 26	2014	6/12	vs. North Carolina *	W, 3-0	25-22, 25-22, 32-30
Nov. 14	2014	3/8	at North Carolina *	L, 1-3	24-26, 25-19, 22-25, 20-25
Oct. 16	2015	t-18/-	at North Carolina *	W, 3-2	25-20, 22-25, 18-25, 25-21, 15-10
Oct. 7	2016	16/9	at North Carolina *	L, 0-3	12-25, 22-25, 21-25
Nov. 6	2016	10/12	vs. North Carolina *	L, 2-3	25-13, 25-21, 11-25, 22-25, 13-15
Oct. 27	2017	-/-	vs. North Carolina *	W, 3-0	25-11, 25-22, 27-25

UNC Asheville	3-0
Home Record	3-0
Away Record	0-0
Neutral Record	0-0

Date	Season	FSU / Opp.	Opponent	Result	Scores
	1973	-/-	vs. UNC Asheville	W, 2-0	15-1, 15-6
Aug. 25	2007	-/-	vs. UNC Asheville !	W, 3-0	30-11, 30-23, 30-22
Sept. 1	2017	15/-	vs. UNC Asheville	W, 3-0	25-19, 25-15, 25-20

UNC Greensboro	1-0
Home Record	0-0
Away Record	1-0
Neutral Record	0-0

Date	Season	FSU / Opp.	Opponent	Result	Scores
------	--------	------------	----------	--------	--------

1976	-/-	at UNCG @	W, 2-1	15-9, 14-16, 15-6
------	-----	-----------	--------	-------------------

NC State	46-7
Home Record	24-3
Away Record	20-4
Neutral Record	2-0
ACC Record	43-6

Date	Season	FSU / Opp.	Opponent	Result	Scores
Nov. 12	1983	-/-	vs. NC State *	W, 3-0	15-6, 15-13, 15-7
Oct. 28	1984	-/-	vs. NC State	W, 3-0	15-5, 15-9, 15-11
Oct. 13	1986	-/-	vs. NC State	W, 3-0	15-10, 15-3, 15-9
Nov. 14	1987	-/-	at NC State	L, 2-3	9-15, 15-11, 12-15, 15-3, 6-15
Oct. 11	1991	-/-	at NC State *	L, 2-3	11-15, 15-4, 15-12, 11-15, 9-15
Nov. 14	1992	-/-	vs. NC State *	W, 3-0	15-6, 15-5, 15-11
Oct. 1	1993	21/-	vs. NC State *	W, 3-0	15-12, 15-8, 15-13
Oct. 2	1993	21/-	vs. NC State *	W, 3-0	15-12, 15-8, 15-13
Oct. 7	1994	-/-	at NC State *	W, 3-1	14-16, 15-5, 15-13, 15-13
Oct. 8	1994	-/-	at NC State *	W, 3-0	15-12, 15-11, 15-5
Sept. 30	1995	-/-	at NC State *	L, 2-3	15-11, 5-15, 15-9, 11-15, 11-15
Nov. 3	1995	-/-	vs. NC State *	L, 0-3	16-18, 12-15, 8-15
Oct. 19	1996	-/-	at NC State *	W, 3-2	9-15, 7-15, 15-10, 15-10, 15-12
Oct. 27	1996	-/-	vs. NC State *	W, 3-1	15-11, 8-15, 15-13, 15-6
Sept. 27	1997	-/-	at NC State *	W, 3-0	15-5, 15-8, 15-3
Nov. 1	1997	-/-	vs. NC State *	W, 3-1	15-3, 10-15, 15-12, 15-6
Oct. 10	1998	-/-	at NC State *	W, 3-0	15-5, 15-13, 15-13
Nov. 6	1998	-/-	vs. NC State *	W, 3-0	15-5, 15-4, 15-10
Oct. 17	1999	-/-	vs. NC State *	W, 3-1	15-12, 16-14, 13-15, 15-0
Nov. 13	1999	-/-	at NC State *	L, 1-3	11-15, 15-12, 10-15, 8-15
Sept. 29	2000	-/-	vs. NC State *	W, 3-1	15-7, 9-15, 15-7, 15-10
Oct. 21	2000	-/-	at NC State *	W, 3-0	15-11, 15-10, 15-8
Oct. 6	2001	-/-	at NC State *	W, 3-1	28-30, 30-13, 30-16, 30-14
Nov. 11	2001	-/-	vs. NC State *	W, 3-0	30-16, 30-15, 30-25
Oct. 25	2002	-/-	vs. NC State *	W, 3-0	30-19, 30-20, 30-21
Nov. 15	2002	-/-	at NC State *	W, 3-0	30-24, 30-18, 30-19
Sept. 26	2003	-/-	at NC State *	W, 3-1	30-28, 27-30, 30-28, 30-21
Nov. 1	2003	-/-	vs. NC State *	W, 3-0	30-19, 30-27, 30-14
Nov. 20	2003	-/-	vs. NC State \$	W, 3-0	30-22, 30-23, 30-20
Oct. 17	2004	-/-	vs. NC State *	W, 3-0	30-7, 30-23, 30-23
Nov. 12	2004	-/-	at NC State *	W, 3-0	30-28, 30-20, 30-15
Oct. 8	2005	-/-	at NC State *	W, 3-0	30-24, 30-23, 30-28
Nov. 18	2005	-/-	vs. NC State *	W, 3-0	30-27, 30-24, 30-19
Oct. 7	2006	-/-	vs. NC State *	W, 3-0	30-5, 30-20, 30-21
Nov. 17	2006	-/-	at NC State *	W, 3-1	26-30, 30-18, 30-15, 33-31
Oct. 20	2007	-/-	at NC State *	W, 3-0	30-18, 30-22, 30-25
Nov. 21	2007	-/-	vs. NC State *	W, 3-0	30-18, 30-21, 30-22
Oct. 18	2008	-/-	vs. NC State *	W, 3-1	25-20, 25-9, 23-25, 25-14
Nov. 20	2008	-/-	at NC State *	W, 3-0	25-18, 25-19, 25-18
Oct. 23	2009	17/-	vs. NC State *	W, 3-0	32-30, 25-17, 25-18
Oct. 1	2010	14/-	at NC State *	W, 3-1	25-12, 25-23, 21-25, 25-19
Nov. 14	2010	-/-	vs. NC State *	W, 3-0	25-11, 25-13, 26-24
Oct. 9	2011	24/-	at NC State *	W, 3-2	23-25, 25-22, 26-24, 17-25, 15-13
Nov. 4	2011	18/-	vs. NC State *	W, 3-0	25-18, 25-21, 25-15
Oct. 7	2012	13/-	vs. NC State *	W, 3-0	25-23, 25-23, 25-16
Nov. 2	2012	11/-	at NC State *	W, 3-0	26-24, 25-16, 25-21
Nov. 3	2013	20/-	vs. NC State *	W, 3-0	25-12, 25-18, 25-17
Oct. 12	2014	4/-	vs. NC State *	W, 3-0	25-21, 25-16, 25-23
Oct. 31	2014	3/-	at NC State *	W, 3-1	18-25, 25-17, 25-19, 25-17
Oct. 18	2015	t-18/-	at NC State *	W, 3-1	25-18, 33-31, 22-25, 25-20
Oct. 9	2016	16/-	at NC State *	W, 3-1	25-22, 25-19, 23-25, 27-25
Nov. 4	2016	10/-	vs. NC State *	L, 3-2	23-25, 21-25, 25-17, 25-22, 8-15
Oct. 29	2017	-/-	vs. NC State *	L, 3-2	25-23, 25-27, 25-20, 22-25, 20-22

Notre Dame	8-4
Home Record	5-2
Away Record	3-2
Neutral Record	0-0
ACC Regular Season Record	6-2

Date	Season	FSU / Opp.	Opponent	Result	Scores
Oct. 9	1992	-/-	at Notre Dame \$	L, 2-3	15-12, 5-15, 15-7, 1-15, 15-17



ALL-TIME RECORDS VS. OPPONENTS

Oct. 24	1994	- / 12	vs. Notre Dame	W, 3-1	15-10, 8-15, 17-15, 15-12
Sept. 15	2000	- / 25	vs. Notre Dame #	L, 1-3	10-15, 8-15, 15-8, 15-2
Sept. 20	2009	19 / -	vs. Notre Dame %	W, 3-2	19-25, 25-17, 18-25, 26-24, 16-14
Oct. 20	2013	19 / -	at Notre Dame *	W, 3-0	25-8, 25-23, 25-13
Nov. 17	2013	22 / -	vs. Notre Dame *	W, 3-0	25-13, 25-21, 25-21
Sept. 28	2014	6 / -	vs. Notre Dame *	W, 3-0	34-32, 25-22, 25-19
Sept. 27	2015	17 / -	at Notre Dame *	W, 3-0	25-20, 25-21, 25-12
Nov. 13	2015	20 / -	vs. Notre Dame *	W, 3-0	25-18, 25-14, 25-19
Oct. 30	2016	11 / -	at Notre Dame *	W, 3-1	17-25, 26-24, 25-14, 25-20
Oct. 1	2017	21 / -	at Notre Dame *	L, 2-3	21-25, 25-23, 25-19, 12-25, 12-15
Oct. 20	2017	- / -	vs. Notre Dame *	L, 1-3	18-25, 25-17, 18-25, 24-26

Oakland	1-0
Home Record	0-0
Away Record	0-0
Neutral Record	1-0

Date	Season	FSU / Opp.	Opponent	Result	Scores
Sept. 10	2004	- / -	vs. Oakland @	W, 3-0	30-17, 30-21, 30-19

Ohio State	1-4
Home Record	1-1
Away Record	0-2
Neutral Record	0-1

Date	Season	FSU / Opp.	Opponent	Result	Scores
Sept. 14	1981	- / -	vs. Ohio State	L, 0-2	12-15, 9-15
Sept. 15	2012	11 / 21	vs. Ohio State	W, 3-1	25-18, 22-25, 25-13, 25-13
Sept. 6	2013	15 / 23	vs. Ohio State @	L, 1-3	29-27, 24-26, 14-25, 20-25
Sept. 5	2015	14 / 22	at Ohio State @	L, 2-3	25-21, 19-25, 25-20, 19-25, 11-15
Sept. 6	2015	14 / 22	at Ohio State @	L, 1-3	19-25, 25-18, 13-25, 21-25

Oklahoma	3-1
Home Record	0-0
Away Record	0-0
Neutral Record	3-1

Date	Season	FSU / Opp.	Opponent	Result	Scores
Sept. 22	1979	- / -	vs. Oklahoma !	W, 2-1	15-7, 7-15, 16-14
Oct. 5	1979	- / -	vs. Oklahoma #	L, 0-2	9-15, 12-15
Sept. 4	2010	13 / -	vs. Oklahoma @	W, 3-1	25-16, 19-25, 25-18, 25-16
Aug. 28	2015	9 / -	vs. Oklahoma !	W, 3-1	25-21, 25-23, 21-25, 25-18

Oklahoma State	1-0
Home Record	1-0
Away Record	0-0
Neutral Record	0-0

Date	Season	FSU / Opp.	Opponent	Result	Scores
Oct. 10	1980	- / -	vs. Oklahoma State \$	W, 2-0	15-6, 15-7

Oregon	1-1
Home Record	0-0
Away Record	0-0
Neutral Record	1-1

Date	Season	FSU / Opp.	Opponent	Result	Scores
Dec. 14	1974	- / -	vs. Oregon ^	L, 1-2	15-12, 6-15, 6-15
Sept. 10	2002	- / -	vs. Oregon	W, 3-0	30-23, 30-28, 30-28

Pacific	0-1
Home Record	0-0
Away Record	0-0
Neutral Record	0-1

Date	Season	FSU / Opp.	Opponent	Result	Scores
Dec. 5	1993	- / 11	vs. Pacific ^	L, 1-3	6-15, 17-15, 6-15, 9-15

Penn State	1-2
Home Record	0-1
Away Record	0-1

Neutral Record 1-0

Date	Season	FSU / Opp.	Opponent	Result	Scores
Sept. 17	1983	- / -	vs. Penn State @	W, 3-1	15-12, 15-7, 13-15, 15-6
Sept. 10	1988	- / 19	vs. Penn State	L, 1-3	15-13, 13-15, 8-15, 5-15
Sept. 10	1994	- / 4	vs. Penn State !	L, 0-3	4-15, 3-15, 10-15

Pepperdine	0-6
Home Record	0-1
Away Record	0-1
Neutral Record	0-4

Date	Season	FSU / Opp.	Opponent	Result	Scores
1978		- / -	vs. Pepperdine +	L, 1-2	5-15, 15-12, 3-15
Sept. 19	1998	19 / -	vs. Pepperdine #	L, 1-3	13-15, 8-15, 15-11, 11-15
Sept. 1	2001	- / 17	at Pepperdine !	L, 0-3	21-30, 24-30, 29-31
Sept. 6	2003	- / 8	vs. Pepperdine @	L, 0-3	20-30, 23-30, 24-30
Sept. 10	2011	24 / -	vs. Pepperdine #	L, 1-3	21-25, 25-23, 18-25, 23-25
Sept. 14	2012	11 / 18	vs. Pepperdine	L, 0-3	21-25, 23-25, 15-25

Pittsburgh	5-6
Home Record	2-3
Away Record	1-3
Neutral Record	2-0
ACC Regular Season Record	3-3

Date	Season	FSU / Opp.	Opponent	Result	Scores
Sept. 16	1983	- / -	at Pittsburgh @	L, 1-3	13-15, 5-15, 15-11, 9-15
Oct. 25	1986	- / -	vs. Pittsburgh \$	W, 3-2	15-12, 17-15, 11-15, 5-15, 15-13
Nov. 15	1991	- / -	vs. Pittsburgh #	L, 1-3	13-15, 3-15, 15-9, 2-15
Oct. 10	1992	- / -	vs. Pittsburgh \$	W, 3-2	15-6, 12-15, 9-15, 15-10, 15-11
Sept. 3	2005	- / -	vs. Pittsburgh !	L, 2-3	30-19, 16-30, 25-30, 30-24, 13-15
Oct. 13	2013	21 / -	vs. Pittsburgh *	W, 3-0	25-22, 25-23, 25-20
Oct. 24	2014	4 / -	at Pittsburgh *	W, 3-2	24-26, 18-25, 25-17, 25-19, 15-11
Oct. 30	2015	15 / -	at Pittsburgh *	L, 0-3	14-25, 23-25, 26-28
Oct. 16	2016	15 / -	vs. Pittsburgh *	W, 3-1	25-22, 24-26, 25-20, 25-23
Oct. 6	2017	- / -	vs. Pittsburgh *	L, 1-3	23-25, 25-21, 21-25, 21-25
Nov. 5	2017	- / -	at Pittsburgh *	L, 0-3	22-25, 20-25, 18-25

Portland State	0-1
Home Record	0-1
Away Record	0-0
Neutral Record	0-0

Date	Season	FSU / Opp.	Opponent	Result	Scores
Dec. 10	1981	- / -	vs. Portland State +	L, 1-3	15-7, 9-15, 10-15, 18-20

Purdue	4-4
Home Record	1-1
Away Record	1-1
Neutral Record	2-2

Date	Season	FSU / Opp.	Opponent	Result	Scores
Dec. 6	1979	- / -	vs. Purdue +	L, 0-2	14-16, 14-16
Oct. 3	1981	- / -	vs. Purdue @	W, 2-0	15-7, 16-14
Oct. 24	1986	- / -	vs. Purdue \$	L, 0-3	8-15, 10-15, 13-15
Oct. 15	1989	- / -	at Purdue	W, 3-0	15-12, 15-13, 15-13
Sept. 7	1996	- / -	at Purdue	L, 1-3	11-15, 15-6, 9-15, 4-15
Aug. 30	1997	- / -	vs. Purdue !	W, 3-0	15-13, 15-7, 15-4
Dec. 9	2011	21 / 8	vs. Purdue &	W, 3-1	25-23, 21-25, 25-20, 25-19
Dec. 1	2012	12 / 22	vs. Purdue ^	L, 2-3	20-25, 25-21, 21-25, 25-23, 11-15

Rhode Island	1-1
Home Record	0-1
Away Record	1-0
Neutral Record	0-0

Date	Season	FSU / Opp.	Opponent	Result	Scores
Nov. 12	1983	- / -	vs. Rhode Island *	W, 3-2	15-12, 10-15, 15-3, 12-15, 15-10
Sept. 8	1995	- / -	at Rhode Island @	L, 0-3	14-16, 3-15, 2-15



ALL-TIME RECORDS VS. OPPONENTS

Rice	4-0
Home Record	1-0
Away Record	2-0
Neutral Record	1-0

Date	Season	FSU / Opp.	Opponent	Result	Scores
Sept. 4	1983	-/-	vs. Rice !	W, 3-0	15-13, 15-9, 15-7
Oct. 8	1988	-/-	at Rice	W, 3-2	12-15, 11-15, 15-6, 15-9, 15-2
Sept. 28	1991	-/-	vs. Rice	W, 3-0	15-4, 15-8, 15-11
Sept. 19	1993	21/-	at Rice	W, 3-1	15-10, 15-9, 8-15, 15-10

Rollins	2-2
Home Record	0-1
Away Record	0-0
Neutral Record	2-1

Date	Season	FSU / Opp.	Opponent	Result	Scores
	1972	-/-	vs. Rollins !	L, 1-2	9-15, 16-14, 15-4
	1972	-/-	vs. Rollins #	L, 0-2	15-11, 15-11
	1972	-/-	vs. Rollins @	W, 2-0	15-15, 15-3
Oct. 23	1981	-/-	vs. Rollins \$	W, 3-0	15-9, 15-0, 15-4

Rutgers	1-1
Home Record	0-0
Away Record	0-0
Neutral Record	1-1

Date	Season	FSU / Opp.	Opponent	Result	Scores
Oct. 15	1982	-/-	vs. Rutgers \$	L, 0-2	13-15, 8-15
Oct. 16	1982	-/-	vs. Rutgers \$	W, 0-2	9-15, 13-15

St. John's	0-1
Home Record	0-0
Away Record	0-0
Neutral Record	0-1

Date	Season	FSU / Opp.	Opponent	Result	Scores
Sept. 8	2006	-/-	vs. St. John's @	L, 1-3	30-25, 26-30, 23-30, 26-30

St. John's CC	1-0
Home Record	0-0
Away Record	0-0
Neutral Record	1-0

Date	Season	FSU / Opp.	Opponent	Result	Scores
	1972	-/-	vs. St. John's CC @	W, 2-1	15-2, 13-15, 15-6

Saint Louis	0-2
Home Record	0-0
Away Record	0-0
Neutral Record	0-2

Date	Season	FSU / Opp.	Opponent	Result	Scores
Sept. 26	1980	-/-	vs. Saint Louis @	L, 1-2	17-15, 12-15, 11-15
Sept. 27	1980	-/-	vs. Saint Louis @	L, 1-2	12-15, 15-7, 6-15

St. Mary's College	0-1
Home Record	0-0
Away Record	0-0
Neutral Record	0-1

Date	Season	FSU / Opp.	Opponent	Result	Scores
Sept. 12	2003	-/-	vs. St. Mary's College #	L, 2-3	16-30, 24-30, 30-26, 30-27, 10-15

St. Petersburg JC	1-0
Home Record	0-0
Away Record	0-0
Neutral Record	1-0

Date	Season	FSU / Opp.	Opponent	Result	Scores
Oct. 25	1974	-/-	vs. St. Petersburg JC @	W, 2-0	15-4, 15-11

Sam Houston State	3-1
Home Record	1-0
Away Record	0-0
Neutral Record	2-1

Date	Season	FSU / Opp.	Opponent	Result	Scores
Oct. 30	1981	-/-	vs. Sam Houston State %	W, 2-0	15-13, 15-10
Oct. 31	1981	-/-	vs. Sam Houston State %	W, 2-0	15-9, 15-9
Sept. 27	1986	-/-	vs. Sam Houston State #	L, 2-3	15-13, 6-15, 14-16, 15-9, 14-16
Sept. 3	2004	-/-	vs. Sam Houston State !	W, 3-2	25-30, 24-30, 30-25, 30-18, 15-12

Samford	2-0
Home Record	2-0
Away Record	0-0
Neutral Record	0-0

Date	Season	FSU / Opp.	Opponent	Result	Scores
Sept. 15	2000	-/-	vs. Samford #	W, 3-0	15-2, 15-4, 15-4
Sept. 12	2014	7/-	vs. Samford #	W, 3-0	25-19, 25-8, 25-13

San Diego	1-0
Home Record	0-0
Away Record	0-0
Neutral Record	1-0

Date	Season	FSU / Opp.	Opponent	Result	Scores
Aug. 29	2015	9/-	vs. San Diego !	W, 3-0	25-16, 25-21, 25-20

San Diego State	0-1
Home Record	0-0
Away Record	0-0
Neutral Record	0-1

Date	Season	FSU / Opp.	Opponent	Result	Scores
Oct. 29	1983	-/7	vs. San Diego State ^	L, 0-3	11-15, 7-15, 11-15

Santa Clara	0-2
Home Record	0-0
Away Record	0-0
Neutral Record	0-2

Date	Season	FSU / Opp.	Opponent	Result	Scores
Sept. 19	1998	19/-	vs. Santa Clara #	L, 3-0	15-2, 15-9, 17-15
Sept. 11	1999	-/-	vs. Santa Clara @	L, 0-3	8-15, 4-15, 10-15

Shorter	1-0
Home Record	0-0
Away Record	0-0
Neutral Record	1-0

Date	Season	FSU / Opp.	Opponent	Result	Scores
Oct. 11	1975	-/-	vs. Shorter @	W, 2-0	15-4, 15-12

Siena	1-0
Home Record	0-0
Away Record	0-0
Neutral Record	1-0

Date	Season	FSU / Opp.	Opponent	Result	Scores
Sept. 12	2013	16/-	vs. Siena #	W, 3-0	25-18, 25-9, 25-17

South Alabama	15-0
Home Record	11-0
Away Record	1-0
Neutral Record	3-0

Date	Season	FSU / Opp.	Opponent	Result	Scores
	1977	-/-	vs. South Alabama @	W, 2-0	15-8, 15-5
Oct. 17	1979	-/-	vs. South Alabama	W, 2-0	15-5, 16-14
Oct. 7	1980	-/-	vs. South Alabama	W, 2-0	15-5, 15-1



ALL-TIME RECORDS VS. OPPONENTS

Oct. 16	1980	-/-	at South Alabama	W, 3-0	15-12, 15-12, 15-9
Nov. 20	1980	-/-	vs. South Alabama +	W, 2-0	15-5, 15-5
Sept. 18	1982	-/-	vs. South Alabama !	W, 3-0	15-4, 11-15, 15-11, 15-8
Oct. 9	1985	-/-	vs. South Alabama	W, 3-0	15-12, 15-0, 15-7
Nov. 9	1985	-/-	vs. South Alabama	W, 3-0	15-12, 15-0, 15-7
Sept. 30	1986	-/-	vs. South Alabama	W, 3-0	15-4, 15-5, 15-7
Oct. 20	1989	-/-	vs. South Alabama	W, 3-0	15-8, 15-10, 15-9
Oct. 22	1992	-/-	vs. South Alabama	W, 3-0	15-5, 15-10, 15-3
Nov. 7	1995	-/-	vs. South Alabama	W, 3-0	15-11, 15-4, 15-8
Oct. 16	1997	-/-	vs. South Alabama	W, 3-0	15-4, 15-3, 15-7
Sept. 4	2004	-/-	vs. South Alabama !	W, 3-0	30-17, 30-22, 30-13
Sept. 2	2006	-/-	vs. South Alabama !	W, 3-0	30-18, 30-17, 30-13

South Carolina				17-9	
Home Record				7-3	
Away Record				3-2	
Neutral Record				7-4	

Date	Season	FSU / Opp.	Opponent	Result	Scores
	1976	-/-	vs. South Carolina \$	W, 2-1	15-7, 13-15, 15-11
	1977	-/-	vs. South Carolina #	L, 1-2	11-15, 15-11, 12-15
	1977	-/-	vs. South Carolina %	L, 1-2	9-15, 15-7, 8-15
	1977	-/-	vs. South Carolina %	L, 0-2	15-17, 9-15
	1978	-/-	vs. South Carolina #	W, 2-0	16-14, 15-13
	1978	-/-	vs. South Carolina #	L, 1-2	15-7, 8-15, 10-15
Sept. 21	1979	-/-	vs. South Carolina !	W, 2-1	15-10, 3-15, 15-8
Oct. 9	1981	-/-	vs. South Carolina #	W, 2-0	15-8, 15-4
Oct. 7	1983	-/-	vs. South Carolina \$	W, 3-0	15-12, 15-8, 15-4
Oct. 15	1983	-/-	vs. South Carolina %	W, 3-2	13-15, 15-4, 9-15, 15-8, 16-14
Nov. 19	1983	-/-	vs. South Carolina ?	W, 3-2	13-15, 15-8, 15-9, 10-15, 15-4
Oct. 27	1984	-/-	at South Carolina	W, 3-2	7-15, 15-6, 15-10, 13-15, 16-14
Nov. 17	1984	-/-	at South Carolina !	L, 1-3	11-15, 11-15, 11-15
Oct. 4	1985	-/-	vs. South Carolina ?	L, 2-3	9-15, 15-6, 7-15, 15-3, 13-15
Nov. 24	1985	-/-	vs. South Carolina ^	W, 3-1	15-1, 15-3, 13-15, 15-12
Oct. 3	1986	-/-	at South Carolina ?	W, 3-1	6-15, 15-8, 15-8, 15-8
Nov. 23	1986	-/-	vs. South Carolina ^	W, 3-1	7-15, 15-13, 15-3, 15-7
Sept. 25	1987	-/-	vs. South Carolina ?	W, 3-2	15-9, 15-12, 13-15, 11-15, 15-4
Nov. 21	1987	-/-	vs. South Carolina \$	W, 3-1	15-9, 15-4, 12-15, 15-8
Sept. 30	1988	-/-	at South Carolina ?	L, 0-3	10-15, 13-15, 15-17
Nov. 19	1988	-/-	vs. South Carolina #	W, 3-0	15-8, 15-13, 15-6
Nov. 3	1989	-/-	vs. South Carolina ?	W, 3-0	15-8, 15-4, 15-2
Oct. 6	1990	-/-	vs. South Carolina ?	W, 3-0	15-5, 15-8, 15-6
Sept. 3	1999	-/-	vs. South Carolina !	L, 0-3	11-15, 8-15, 4-15
Sept. 2	2005	-/-	vs. South Carolina !	L, 1-3	21-30, 30-22, 17-30, 23-30
Sept. 9	2006	-/-	at South Carolina @	W, 3-2	30-28, 21-30, 30-17, 28-30, 15-13

South Dakota State				1-0	
Home Record				0-0	
Away Record				0-0	
Neutral Record				1-0	

Date	Season	FSU / Opp.	Opponent	Result	Scores
Sept. 7	2008	-/-	vs. South Dakota State @	W, 3-0	25-19, 25-23, 25-17

South Florida				41-6	
Home Record				19-2	
Away Record				8-2	
Neutral Record				14-2	

Date	Season	FSU / Opp.	Opponent	Result	Scores
	1973	-/-	vs. South Florida	W, 2-0	15-9, 15-9
	1973	-/-	vs. South Florida @	W, 2-1	15-4, 8-15, 15-4
Nov. 1	1974	-/-	vs. South Florida #	W, 2-0	15-5, 15-2
Nov. 14	1975	-/-	vs. South Florida %	W, 2-1	15-1, 12-15, 15-2
	1976	-/-	vs. South Florida %	W, 2-0	15-8, 15-5
	1976	-/-	vs. South Florida ^	W, 2-0	15-5, 15-5
	1977	-/-	vs. South Florida ^	W, 2-1	15-11, 10-15, 15-13
	1977	-/-	vs. South Florida ^	W, 2-1	2-15, 15-11, 17-15
	1977	-/-	vs. South Florida &	W, 3-1	15-12, 15-0, 11-15, 16-14
	1978	-/-	vs. South Florida @	W, 2-0	15-10, 15-7
	1978	-/-	vs. South Florida ^	W, 3-0	15-5, 7-15, 15-9

Oct. 12	1978	-/-	vs. South Florida	W, 2-1	12-15, 15-9, 15-9
Oct. 12	1979	-/-	vs. South Florida \$	W, 2-0	15-8, 15-7
Oct. 10	1980	-/-	vs. South Florida \$	W, 2-0	15-0, 15-2
Oct. 9	1982	-/-	vs. South Florida #	W, 2-0	15-2, 15-7
Oct. 6	1983	-/-	vs. South Florida #	W, 3-0	15-5, 15-9, 15-5
Oct. 8	1983	-/-	vs. South Florida \$	W, 3-0	15-6, 15-3, 15-10
Oct. 22	1984	-/-	at South Florida	W, 3-0	15-11, 16-14, 15-3
Sept. 22	1985	-/-	at South Florida !	W, 3-1	17-15, 8-15, 15-9, 15-3
Oct. 2	1985	-/-	vs. South Florida	W, 3-0	15-9, 15-4, 15-2
Sept. 19	1986	-/-	vs. South Florida @	W, 3-2	8-15, 15-11, 9-15, 15-4, 15-3
Oct. 1	1986	-/-	vs. South Florida	W, 3-1	13-15, 15-5, 15-12, 15-13
Sept. 4	1987	-/-	vs. South Florida !	W, 3-0	15-5, 15-7, 15-1
Sept. 5	1987	-/-	vs. South Florida !	W, 3-0	15-2, 16-14, 15-3
Oct. 17	1987	-/-	at South Florida #	W, 3-0	15-6, 15-4, 15-10
Sept. 17	1988	-/-	vs. South Florida !	W, 3-0	15-13, 15-5, 15-8
Oct. 22	1988	-/-	at South Florida	W, 3-2	15-10, 10-15, 14-16, 15-13, 15-12
Oct. 30	1988	-/-	vs. South Florida	W, 3-2	9-15, 15-5, 15-5, 12-15, 15-7
Sept. 16	1989	-/-	at South Florida @	W, 3-2	15-13, 15-8, 7-15, 10-15, 15-13
Oct. 20	1989	-/-	vs. South Florida	L, 1-3	15-3, 5-15, 13-15, 12-15
Sept. 14	1990	-/-	vs. South Florida @	W, 3-0	15-6, 15-11, 15-6
Oct. 7	1990	-/-	vs. South Florida	W, 3-1	12-15, 15-10, 15-4, 15-12
Sept. 21	1991	-/-	vs. South Florida @	W, 3-0	15-9, 15-13, 15-3
Sept. 5	1992	-/-	vs. South Florida !	W, 3-0	15-3, 15-11, 15-10
Sept. 19	1992	-/-	at South Florida #	W, 3-0	15-6, 15-4, 16-14
Sept. 4	1993	-/-	vs. South Florida !	W, 3-2	13-15, 15-8, 15-10, 12-15, 15-10
Nov. 25	1994	-/-	vs. South Florida \$	W, 3-1	11-15, 16-14, 15-6, 15-7
Sept. 3	1995	-/-	at South Florida !	L, 1-3	15-13, 8-15, 3-15, 5-15
Dec. 5	1997	-/-	vs. South Florida ^	L, 2-3	15-8, 4-15, 13-15, 15-7, 9-15
Sept. 11	1998	22/-	at South Florida @	W, 3-0	15-11, 15-7, 15-6
Sept. 18	2001	-/-	vs. South Florida	L, 1-3	29-31, 30-28, 24-30, 24-30
Oct. 29	2002	-/-	at South Florida	L, 2-3	30-23, 28-30, 28-30, 30-27, 4-15
Dec. 6	2002	-/-	vs. South Florida ^	L, 0-3	21-30, 19-30, 28-30
Oct. 29	2003	-/-	vs. South Florida	W, 3-0	30-23, 30-25, 30-20
Nov. 2	2004	-/-	at South Florida	W, 3-0	30-24, 30-27, 30-19
Sept. 14	2005	-/-	vs. South Florida	W, 3-1	23-30, 30-22, 30-25, 30-28
Aug. 28	2010	15/-	vs. South Florida !	W, 3-0	25-20, 25-11, 25-21

Southeast Missouri State				1-0	
Home Record				0-0	
Away Record				0-0	
Neutral Record				0-1	

Date	Season	FSU / Opp.	Opponent	Result	Scores
Sept. 8	2000	-/-	vs. Southeast Missouri State @	W, 3-0	15-13, 15-11, 15-5

Southeastern Louisiana				2-0	
Home Record				1-0	
Away Record				0-0	
Neutral Record				1-0	

Date	Season	FSU / Opp.	Opponent	Result	Scores
Sept. 28	1979	-/-	vs. Southeastern Louisiana @	W, 2-0	15-4, 15-5
Sept. 4	1998	24/-	vs. Southeastern Louisiana !	W, 3-0	15-7, 15-11, 15-5

Southern				1-0	
Home Record				0-0	
Away Record				0-0	
Neutral Record				1-0	

Date	Season	FSU / Opp.	Opponent	Result	Scores
Sept. 5	1983	-/-	vs. Southern !	W, 3-0	15-8, 15-4, 15-2

Southern Cal				0-1	
Home Record				0-0	
Away Record				0-0	
Neutral Record				0-1	

Date	Season	FSU / Opp.	Opponent	Result	Scores
Sept. 8	2006	-/10	vs. Southern Cal @	L, 0-3	22-30, 22-30, 26-30

Southern Connecticut State				1-0	
-----------------------------------	--	--	--	------------	--



ALL-TIME RECORDS VS. OPPONENTS

Home Record	0-0
Away Record	0-0
Neutral Record	1-0

Date	Season	FSU / Opp.	Opponent	Result	Scores
1973	-/-	vs. Southern Connecticut State %	W, 2-0	15-7, 14-12	

Southern Illinois	3-2
Home Record	0-1
Away Record	0-0
Neutral Record	3-1

Date	Season	FSU / Opp.	Opponent	Result	Scores
Sept. 22	1984	-/-	vs. Southern Illinois	L, 1-3	13-15, 15-12, 14-16, 15-17
Sept. 28	1985	-/-	vs. Southern Illinois @	W, 3-2	15-6, 3-15, 5-15, 15-12, 15-13
Sept. 2	1994	-/-	vs. Southern Illinois %	W, 3-0	15-7, 15-4, 15-6
Sept. 3	1994	-/-	vs. Southern Illinois %	W, 3-1	9-15, 15-5, 15-10, 15-7
Sept. 6	1996	-/-	vs. Southern Illinois !	L, 2-3	11-15, 15-9, 15-11, 8-15, 10-15

Southern Mississippi	15-0
Home Record	7-0
Away Record	5-0
Neutral Record	3-0

Date	Season	FSU / Opp.	Opponent	Result	Scores
Nov. 22	1982	-/-	vs. Southern Mississippi ^	W, 2-0	15-3, 15-2
Oct. 14	1983	-/-	at Southern Mississippi %	W, 3-0	15-2, 15-1, 15-4
Nov. 18	1983	-/-	vs. Southern Mississippi ?	W, 3-0	15-0, 15-0, 15-4
Oct. 7	1984	-/-	at Southern Mississippi	W, 3-0	15-8, 15-3, 15-8
Oct. 24	1985	-/-	vs. Southern Mississippi ?	W, 3-0	15-6, 15-7, 15-8
Nov. 23	1985	-/-	at Southern Mississippi ^	W, 3-0	15-13, 15-13, 15-3
Sept. 28	1986	-/-	at Southern Mississippi #	W, 3-0	15-1, 15-2, 15-5
Oct. 9	1987	-/-	vs. Southern Mississippi ?	W, 3-0	15-7, 15-0, 15-5
Nov. 5	1988	-/-	at Southern Mississippi ?	W, 3-0	15-8, 15-6, 15-3
Nov. 18	1988	-/-	vs. Southern Mississippi #	W, 3-0	15-10, 15-5, 15-6
Oct. 6	1989	-/-	vs. Southern Mississippi ?	W, 3-0	15-6, 15-6, 15-7
Nov. 17	1989	-/-	vs. Southern Mississippi \$	W, 3-0	15-2, 15-3, 15-7
Sept. 10	1990	-/-	vs. Southern Mississippi ?	W, 3-0	15-8, 15-9, 15-5
Sept. 11	1993	-/-	vs. Southern Mississippi @	W, 3-0	15-6, 15-3, 15-8
Sept. 1	2000	-/-	vs. Southern Mississippi !	W, 3-0	15-11, 15-2, 15-12

Southwest Texas State	4-1
Home Record	2-0
Away Record	2-1
Neutral Record	0-0

Date	Season	FSU / Opp.	Opponent	Result	Scores
1973	-/-	vs. Southwest Texas State #	W, 2-1	17-15, 13-15, 15-10	
Oct. 17	1987	-/-	vs. Southwest Texas State #	L, 1-3	15-6, 12-15, 7-15, 11-15
Nov. 14	1988	-/-	vs. Southwest Texas State @	W, 3-2	10-15, 18-16, 15-9, 13-15, 15-12
Sept. 28	1990	-/-	at Southwest Texas State	W, 3-0	15-8, 15-6, 15-6
Oct. 13	1991	-/-	at Southwest Texas State	W, 3-0	15-13, 15-11, 15-13

Southwestern Louisiana	1-0
Home Record	0-0
Away Record	0-0
Neutral Record	1-0

Date	Season	FSU / Opp.	Opponent	Result	Scores
1977	-/-	vs. Southwestern Louisiana @	W, 2-0	15-8, 15-6	

Stanford	0-1
Home Record	0-0
Away Record	0-0
Neutral Record	0-1

Date	Season	FSU / Opp.	Opponent	Result	Scores
Dec. 9	2016	16 / 9	vs. Stanford	L, 1-3	27-25, 20-25, 9-25, 23-25

Stetson	6-0
Home Record	3-0

Away Record	0-0
Neutral Record	3-0

Date	Season	FSU / Opp.	Opponent	Result	Scores
1973	-/-	vs. Stetson #	W, 2-0	15-3, 15-6	
1973	-/-	vs. Stetson #	W, 2-0	15-2, 15-2	
Oct. 18	1983	-/-	vs. Stetson %	W, 3-0	15-3, 15-2, 15-7
Sept. 3	2004	-/-	vs. Stetson !	W, 3-0	30-14, 30-11, 30-13
Sept. 1	2006	-/-	vs. Stetson !	W, 3-0	30-20, 30-14, 30-13
Aug. 30	2008	-/-	vs. Stetson !	W, 3-0	25-2, 26-24, 25-12

Syracuse	7-0
Home Record	4-0
Away Record	2-0
Neutral Record	1-0
ACC Regular Season Record	6-0

Date	Season	FSU / Opp.	Opponent	Result	Scores
Oct. 30	1992	-/-	vs. Syracuse &	W, 3-0	15-10, 15-10, 15-12
Sept. 28	2013	17 / -	at Syracuse *	W, 3-1	19-25, 25-16, 25-13, 25-13
Nov. 23	2014	8 / -	vs. Syracuse *	W, 3-0	25-19, 25-15, 25-17
Oct. 23	2015	17 / -	vs. Syracuse *	W, 3-0	25-16, 25-19, 25-20
Sept. 30	2016	15 / -	vs. Syracuse *	W, 3-0	25-17, 25-16, 25-16
Nov. 13	2016	18 / -	at Syracuse *	W, 3-1	25-23, 25-9, 24-26, 25-20
Nov. 10	2017	-/-	vs. Syracuse *	W, 3-1	25-17, 25-19, 28-30, 26-24

Tampa	2-0
Home Record	0-0
Away Record	1-0
Neutral Record	1-0

Date	Season	FSU / Opp.	Opponent	Result	Scores
1973	-/-	vs. Tampa #	W, 2-0	15-3, 17-15	
Oct. 22	1988	-/-	at Tampa	W, 3-0	15-13, 15-3, 15-8

Temple	1-0
Home Record	1-0
Away Record	0-0
Neutral Record	0-0

Date	Season	FSU / Opp.	Opponent	Result	Scores
Nov. 16	1991	-/-	vs. Temple #	W, 3-0	15-1, 15-11, 15-6

Tennessee	11-7
Home Record	2-4
Away Record	4-1
Neutral Record	5-2

Date	Season	FSU / Opp.	Opponent	Result	Scores
Oct. 17	1975	-/-	vs. Tennessee #	W, 2-0	15-9, 15-8
Oct. 31	1975	-/-	vs. Tennessee \$	W, 2-0	15-5, 15-10
1976	-/-	vs. Tennessee %	W, 2-1	6-15, 15-6, 16-14	
1976	-/-	vs. Tennessee %	W, 2-0	15-5, 15-8	
1976	-/-	vs. Tennessee %	W, 2-0	15-6, 15-4	
1978	-/-	vs. Tennessee #	L, 0-2	12-15, 8-15	
Sept. 17	1980	-/-	at Tennessee	L, 1-3	15-4, 7-15, 10-15, 8-15
Oct. 11	1980	-/-	vs. Tennessee \$	L, 1-2	15-8, 3-15, 11-15
Oct. 24	1981	-/-	at Tennessee \$	W, 3-1	15-9, 15-11, 10-15, 15-12
Oct. 30	1981	-/-	vs. Tennessee %	W, 2-0	15-10, 15-3
Dec. 5	1983	- / 13	vs. Tennessee +	L, 2-3	15-12, 15-12, 1-15, 10-15, 8-15
Oct. 12	1984	-/-	vs. Tennessee	L, 0-3	8-15, 7-15, 9-15
Oct. 12	1985	-/-	at Tennessee	W, 3-1	8-15, 15-11, 15-11, 16-14
Oct. 18	1986	-/-	vs. Tennessee	L, 2-3	10-15, 15-7, 15-4, 13-15, 10-15
Oct. 25	1986	-/-	at Tennessee \$	W, 3-1	13-15, 15-9, 16-14, 15-6
Sept. 30	1989	-/-	vs. Tennessee	W, 3-0	15-10, 16-14, 15-11
Sept. 4	2010	13 / 17	vs. Tennessee @	L, 0-3	20-25, 23-25, 20-25
Aug. 24	2012	12 / 15	at Tennessee !	W, 3-0	27-25, 25-15, 25-21



ALL-TIME RECORDS VS. OPPONENTS

Tennessee Tech	2-0
Home Record	0-0
Away Record	0-0
Neutral Record	2-0

Date	Season	FSU / Opp.	Opponent	Result	Scores
Nov. 6	1982	- / -	vs. Tennessee Tech +	W, 2-0	15-0, 15-10
Sept. 2	1995	- / -	vs. Tennessee Tech !	W, 3-1	15-5, 15-7, 7-15, 15-8

Texas	1-5
Home Record	0-1
Away Record	1-3
Neutral Record	0-1

Date	Season	FSU / Opp.	Opponent	Result	Scores
Dec. 11	1981	- / -	vs. Texas +	L, 2-2	12-15, 15-3, 5-15, 15-11, 12-15
Oct. 28	1982	- / 16	at Texas	W, 2-3	15-8, 2-15, 15-17, 15-4, 12-15
Oct. 28	1983	- / 10	at Texas ^	L, 0-3	6-15, 13-15, 3-15
Dec. 5	1987	- / 9	at Texas ^	L, 0-3	6-15, 11-15, 9-15
Sept. 29	1990	- / 5	at Texas	L, 2-3	8-15, 15-11, 9-15, 15-9, 5-15
Sept. 8	2001	- / 25	vs. Texas @	L, 1-3	20-30, 34-32, 29-31, 21-30

Texas A&M	7-6
Home Record	2-0
Away Record	3-5
Neutral Record	2-1

Date	Season	FSU / Opp.	Opponent	Result	Scores
	1978	- / -	vs. Texas A&M \$	W, 2-0	15-10, 16-14
	1978	- / -	vs. Texas A&M +	L, 0-2	9-15, 8-15
Oct. 29	1982	- / 19	at Texas A&M %	L, 1-3	5-15, 16-14, 6-15, 9-15
Sept. 21	1984	- / -	at Texas A&M	L, 1-3	4-15, 1-15, 16-14, 11-15
Oct. 5	1991	- / -	at Texas A&M	W, 3-1	15-7, 15-11, 11-15, 15-8
Sept. 26	1992	- / -	vs. Texas A&M	W, 3-0	15-7, 15-8, 16-14
Sept. 17	1993	21 / -	at Texas A&M	L, 1-3	13-15, 13-15, 16-14, 11-15
Sept. 7	2001	- / 18	at Texas A&M @	L, 0-3	25-30, 18-30, 19-30
Sept. 12	2013	16 / -	at Texas A&M #	L, 0-3	25-27, 25-27, 22-25
Sept. 19	2014	6 / 21	at Texas A&M \$	W, 3-1	25-22, 23-25, 26-24, 25-21
Sept. 20	2014	6 / 21	at Texas A&M \$	W, 3-0	25-20, 25-16, 25-8
Sept. 18	2015	18 / -	vs. Texas A&M	W, 3-1	25-20, 25-12, 21-25, 25-16
Sept. 1	2016	16 / 14	vs. Texas A&M	W, 3-2	18-25, 19-25, 25-20, 25-21, 15-8

TCU	2-0
Home Record	2-0
Away Record	0-0
Neutral Record	0-0

Date	Season	FSU / Opp.	Opponent	Result	Scores
Aug. 25	2007	- / -	vs. TCU !	W, 3-1	30-25, 23-30, 30-16, 30-27
Sept. 3	2017	15 / -	vs. TCU	W, 3-1	25-16, 25-23, 23-25, 25-21

UTEP	1-0
Home Record	0-0
Away Record	0-0
Neutral Record	1-0

Date	Season	FSU / Opp.	Opponent	Result	Scores
Sept. 9	2000	- / -	vs. UTEP @	W, 3-2	15-11, 10-15, 13-15, 15-12, 15-13

Texas Tech	3-1
Home Record	0-1
Away Record	0-0
Neutral Record	3-0

Date	Season	FSU / Opp.	Opponent	Result	Scores
Sept. 19	1980	- / -	vs. Texas Tech !	W, 2-1	15-6, 10-15, 15-10
Sept. 19	1981	- / -	vs. Texas Tech !	W, 2-1	8-15, 15-2, 15-8
Oct. 1	1982	20 / -	vs. Texas Tech @	W, 3-0	15-7, 15-2, 15-4
Nov. 13	1986	- / -	vs. Texas Tech	L, 0-3	10-15, 12-15, 12-15

Texas Woman's College	0-1
Home Record	0-0
Away Record	0-0
Neutral Record	0-1

Date	Season	FSU / Opp.	Opponent	Result	Scores
Dec. 13	1974	- / -	vs. Texas Woman's College ^	L, 0-2	5-15, 6-15

Texas-Arlington	1-5
Home Record	1-2
Away Record	0-0
Neutral Record	0-3

Date	Season	FSU / Opp.	Opponent	Result	Scores
	1973	- / -	vs. Texas-Arlington %	L, 0-2	7-15, 12-15
Dec. 12	1981	- / -	vs. Texas-Arlington +	W, 2-1	15-11, 18-20, 15-11
Oct. 2	1982	20 / -	vs. Texas-Arlington @	L, 2-3	7-15, 15-8, 15-12, 7-15, 11-15
Oct. 25	1985	- / -	vs. Texas-Arlington	L, 0-3	4-15, 14-16, 2-15
Sept. 9	1988	- / -	vs. Texas-Arlington	L, 0-3	4-15, 7-15, 11-15
Sept. 10	1999	- / -	vs. Texas-Arlington @	L, 1-3	15-10, 7-15, 13-15, 16-18

Troy	5-0
Home Record	4-0
Away Record	0-0
Neutral Record	1-0

Date	Season	FSU / Opp.	Opponent	Result	Scores
	1972	- / -	vs. Troy !	W, 2-0	15-5, 15-10
	1973	- / -	vs. Troy !	W, 2-0	15-7, 15-3
Nov. 16	1993	- / -	vs. Troy	W, 3-0	15-6, 15-5, 15-3
Nov. 17	1996	- / -	vs. Troy	W, 3-0	15-1, 15-9, 15-6
Sept. 18	2004	- / -	vs. Troy #	W, 3-0	30-20, 30-13, 30-18

Tulane	9-1
Home Record	4-0
Away Record	1-0
Neutral Record	4-1

Date	Season	FSU / Opp.	Opponent	Result	Scores
Sept. 27	1977	- / -	vs. Tulane @	W, 2-0	15-8, 15-13
Sept. 27	1980	- / -	vs. Tulane @	W, 2-0	15-11, 16-14
Sept. 17	1982	- / -	vs. Tulane !	W, 3-0	15-2, 15-10, 15-13
Nov. 21	1982	- / -	vs. Tulane ^	W, 2-0	15-5, 15-12
Oct. 15	1983	- / -	vs. Tulane %	W, 3-0	15-13, 15-5, 15-3
Oct. 5	1984	- / -	at Tulane	W, 3-0	15-9, 15-2, 15-10
Oct. 25	1985	- / -	vs. Tulane ?	W, 3-1	15-6, 13-15, 15-10, 15-9
Oct. 16	1987	- / -	vs. Tulane #	L, 2-3	15-11, 15-12, 11-15, 16-18, 13-15
Oct. 7	1989	- / -	vs. Tulane ?	W, 3-1	15-4, 15-0, 11-15, 15-5
Oct. 1	1990	- / -	vs. Tulane ?	W, 3-0	15-8, 15-7, 15-12

Tulsa	1-0
Home Record	1-0
Away Record	0-0
Neutral Record	0-0

Date	Season	FSU / Opp.	Opponent	Result	Scores
Aug. 27	2011	- / 23	vs. Tulsa !	W, 3-1	25-17, 21-25, 25-16, 25-19

Tuskegee	2-0
Home Record	0-0
Away Record	0-0
Neutral Record	2-0

Date	Season	FSU / Opp.	Opponent	Result	Scores
	1973	- / -	vs. Tuskegee !	W, 2-0	15-7, 15-3
	1976	- / -	vs. Tuskegee %	W, 2-0	15-1, 15-6

UC-Irvine	1-2
Home Record	0-0
Away Record	0-2
Neutral Record	1-0



ALL-TIME RECORDS VS. OPPONENTS

Date	Season	FSU / Opp.	Opponent	Result	Scores
Sept. 14	1991	- / -	at UC-Irvine !	L, 2-3	18-16, 2-15, 13-15, 15-8, 13-15
Sept. 13	2003	- / -	at UC-Irvine #	L, 2-3	30-28, 27-30, 27-30, 30-24, 7-15
Sept. 3	2011	25 / -	vs. UC-Irvine @	W, 3-0	25-20, 25-19, 25-21

UCLA					
					0-5
Home Record					0-1
Away Record					0-0
Neutral Record					0-4

Date	Season	FSU / Opp.	Opponent	Result	Scores
	1973	- / -	vs. UCLA %	L, 0-2	9-15, 10-15
Dec. 6	1979	- / -	vs. UCLA +	L, 0-2	9-15, 5-15
Sept. 10	1994	- / 2	vs. UCLA !	L, 0-3	4-15, 6-15, 4-15
Sept. 14	1996	- / 10	vs. UCLA @	L, 0-3	2-15, 9-15, 13-15
Dec. 15	2011	21 / 4	vs. UCLA +	L, 0-3	16-25, 17-25, 21-25

UC-Santa Barbara					
					1-2
Home Record					0-1
Away Record					0-1
Neutral Record					1-0

Date	Season	FSU / Opp.	Opponent	Result	Scores
Sept. 18	1998	19 / 4	at UC-Santa Barbara #	L, 1-3	13-15, 17-19, 10-15
Sept. 15	1999	- / 9	vs. UC-Santa Barbara	L, 0-3	3-15, 5-15, 6-15
Aug. 26	2017	15 / -	vs. UC Santa Barbara	W, 3-2	25-22, 25-27, 26-28, 25-18, 15-13

USC Upstate					
					1-0
Home Record					0-0
Away Record					0-0
Neutral Record					1-0

Date	Season	FSU / Opp.	Opponent	Result	Scores
Oct. 3	1980	- / -	vs. USC Upstate #	W, 2-0	15-2, 15-3

Utah State					
					1-1
Home Record					0-1
Away Record					0-0
Neutral Record					0-0

Date	Season	FSU / Opp.	Opponent	Result	Scores
Dec. 12	1981	- / -	vs. Utah State +	L, 0-3	9-15, 15-13, 0-15
Sept. 12	1998	22 / -	vs. Utah State @	W, 3-1	6-15, 15-4, 16-14, 15-12

Valdosta State					
					1-0
Home Record					0-0
Away Record					0-0
Neutral Record					1-0

Date	Season	FSU / Opp.	Opponent	Result	Scores
	1977	- / -	vs. Valdosta State %	W, 2-0	15-2, 15-4

Virginia					
					39-14
Home Record					19-4
Away Record					16-10
Neutral Record					4-0
ACC Regular Season Record					34-13

Date	Season	FSU / Opp.	Opponent	Result	Scores
Oct. 17	1987	- / -	vs. Virginia #	W, 3-0	15-10, 15-6, 15-12
Oct. 1	1988	- / -	at Virginia	W, 3-0	17-15, 15-11, 15-8
Sept. 26	1991	- / -	vs. Virginia *	W, 3-1	15-13, 6-15, 15-10, 15-6
Nov. 23	1991	- / -	at Virginia \$	L, 1-3	11-15, 9-15, 16-14, 6-15
Nov. 7	1992	- / -	at Virginia *	W, 3-0	15-9, 15-7, 15-3
Nov. 20	1992	- / -	vs. Virginia %	W, 3-0	15-7, 15-3, 15-4
Oct. 15	1993	17 / -	at Virginia *	W, 3-0	15-9, 15-5, 15-10
Oct. 29	1993	23 / -	vs. Virginia *	W, 3-0	15-6, 15-8, 15-12
Oct. 22	1994	- / -	at Virginia *	W, 3-0	15-6, 15-6, 15-9
Nov. 5	1994	- / -	vs. Virginia *	W, 3-2	15-8, 15-12, 4-15, 14-16, 20-18
Oct. 27	1995	- / -	at Virginia *	W, 3-1	13-15, 15-8, 15-10, 15-13
Nov. 10	1995	- / -	vs. Virginia *	W, 3-0	15-9, 15-11, 15-12

Sept. 22	1996	- / -	at Virginia *	L, 1-3	15-13, 13-15, 9-15, 5-15
Nov. 8	1996	- / -	vs. Virginia *	L, 1-3	15-7, 11-15, 5-15, 10-15
Oct. 10	1997	- / -	at Virginia *	W, 3-1	15-8, 6-15, 15-6, 15-9
Nov. 8	1997	- / -	vs. Virginia *	W, 3-0	15-5, 15-6, 15-6
Nov. 21	1997	- / -	vs. Virginia \$	W, 3-2	15-9, 9-15, 17-15, 13-15, 15-8
Oct. 16	1998	- / -	vs. Virginia *	W, 3-0	15-1, 15-12, 15-5
Nov. 14	1998	- / -	at Virginia *	L, 2-3	7-15, 15-2, 11-15, 1-15, 19-21
Nov. 21	1998	- / -	vs. Virginia \$	W, 3-0	15-10, 15-12, 15-9
Oct. 3	1999	- / -	vs. Virginia *	L, 2-3	15-9, 15-11, 14-16, 12-15, 10-15
Oct. 22	1999	- / -	at Virginia *	L, 0-3	8-15, 13-15, 5-15
Sept. 23	2000	- / -	at Virginia *	L, 1-3	9-15, 16-14, 8-15, 6-15
Oct. 27	2000	- / -	vs. Virginia *	W, 3-2	15-4, 13-15, 16-14, 7-15, 15-13
Sept. 30	2001	- / -	vs. Virginia *	W, 3-0	30-21, 30-26, 30-15
Oct. 19	2001	- / -	at Virginia *	W, 3-1	26-30, 30-20, 30-26, 30-21
Oct. 11	2002	- / -	vs. Virginia *	W, 3-1	30-23, 23-30, 30-16, 30-27
Nov. 3	2002	- / -	at Virginia *	W, 3-0	30-24, 30-13, 30-25
Oct. 10	2003	- / -	at Virginia *	L, 1-3	28-30, 31-29, 25-30, 28-30
Nov. 16	2003	- / -	vs. Virginia *	W, 3-2	30-20, 13-30, 20-30, 30-19, 15-12
Oct. 9	2004	- / -	at Virginia *	L, 1-3	26-30, 22-30, 30-27, 26-30
Nov. 5	2004	- / -	vs. Virginia *	W, 3-2	25-30, 30-27, 23-30, 30-27, 15-12
Oct. 15	2005	- / -	vs. Virginia *	L, 1-3	23-30, 30-23, 24-30, 18-30
Nov. 11	2005	- / -	at Virginia *	W, 3-2	18-30, 30-26, 30-27, 28-30, 9-15
Oct. 14	2006	- / -	at Virginia *	L, 2-3	30-26, 30-27, 32-30
Nov. 10	2006	- / -	vs. Virginia *	L, 2-3	28-30, 22-30, 30-23, 30-24, 14-16
Sept. 20	2007	- / -	at Virginia *	L, 1-3	30-28, 24-30, 27-30, 20-30
Oct. 27	2007	- / -	vs. Virginia *	W, 3-2	30-28, 24-30, 30-24, 24-30, 15-9
Oct. 25	2008	- / -	at Virginia *	W, 3-0	25-22, 25-23, 26-24
Sept. 27	2009	18 / -	vs. Virginia *	W, 3-0	25-14, 25-21, 29-27
Oct. 30	2009	17 / -	at Virginia *	W, 3-0	25-12, 26-24, 25-19
Sept. 24	2010	13 / -	vs. Virginia *	W, 3-0	25-13, 25-19, 25-21
Oct. 31	2010	25 / -	at Virginia *	L, 2-3	18-25, 13-25, 25-18, 25-19, 14-16
Sept. 23	2011	23 / -	at Virginia *	W, 3-0	25-16, 25-20, 25-21
Oct. 30	2011	19 / -	vs. Virginia *	W, 3-0	25-18, 25-20, 25-14
Sept. 22	2012	15 / -	at Virginia *	W, 3-1	23-25, 25-14, 25-17, 25-12
Oct. 26	2012	12 / -	vs. Virginia *	W, 3-0	25-19, 25-11, 25-16
Nov. 8	2013	18 / -	at Virginia *	W, 3-1	25-22, 27-29, 25-21, 25-21
Nov. 7	2014	3 / -	vs. Virginia *	W, 3-1	25-17, 25-15, 20-25, 25-22
Nov. 8	2015	17 / -	vs. Virginia *	W, 3-0	31-29, 25-15, 25-19
Oct. 21	2016	12 / -	at Virginia *	W, 3-0	27-25, 25-22, 25-16
Sept. 22	2017	- / -	vs. Virginia *	W, 3-1	25-22, 25-21, 23-25, 25-14
Nov. 19	2017	- / -	at Virginia *	W, 3-1	16-25, 25-18, 25-23, 25-19

VCU					
					1-0
Home Record					0-0
Away Record					0-0
Neutral Record					1-0

Date	Season	FSU / Opp.	Opponent	Result	Scores
Sept. 11	2010	17 / -	vs. VCU #	W, 3-1	25-18, 26-28, 25-15, 25-18

Virginia Tech					
					32-4
Home Record					16-0
Away Record					13-4
Neutral Record					3-0
ACC Regular Season Record					19-4

Date	Season	FSU / Opp.	Opponent	Result	Scores
Sept. 26	1980	- / -	vs. Virginia Tech @	W, 2-1	13-15, 15-4, 15-2
Nov. 22	1982	- / -	vs. Virginia Tech ^	W, 2-0	15-11, 15-3
Oct. 1	1983	- / -	at Virginia Tech #	W, 3-1	14-16, 15-4, 15-9, 15-5
Oct. 26	1984	- / -	at Virginia Tech	W, 3-0	15-10, 15-11, 15-10
Nov. 16	1984	- / -	vs. Virginia Tech !	W, 3-0	15-1, 15-6, 15-8
Oct. 5	1985	- / -	vs. Virginia Tech ?	W, 3-0	15-6, 15-13, 15-6
Oct. 5	1986	- / -	at Virginia Tech ?	W, 3-0	15-7, 15-3, 15-11
Nov. 22	1986	- / -	at Virginia Tech ^	W, 3-0	15-7, 16-14, 15-10
Sept. 26	1987	- / -	vs. Virginia Tech ?	W, 3-0	15-5, 15-9, 15-8
Oct. 2	1988	- / -	at Virginia Tech ?	W, 3-0	15-6, 15-6, 15-7
Nov. 4	1989	- / -	vs. Virginia Tech ?	W, 3-0	15-4, 15-9, 15-5
Oct. 5	1990	- / -	vs. Virginia Tech ?	W, 3-0	15-4, 15-4, 15-5
Nov. 16	1990	- / -	vs. Virginia Tech %	W, 3-0	15-11, 15-9, 15-4
Sept. 23	2004	- / -	at Virginia Tech *	L, 2-3	30-23, 30-27, 29-31, 29-31, 9-15



ALL-TIME RECORDS VS. OPPONENTS

Oct. 22	2004	-/-	vs. Virginia Tech *	W, 3-0	30-17, 30-14, 30-19
Oct. 14	2005	-/-	vs. Virginia Tech *	W, 3-0	30-22, 30-16, 30-25
Nov. 12	2005	-/-	at Virginia Tech *	W, 3-0	30-14, 30-23, 30-23
Oct. 13	2006	-/-	at Virginia Tech *	W, 3-1	30-25, 30-26, 26-30, 31-29
Nov. 12	2006	-/-	vs. Virginia Tech *	W, 3-0	30-13, 30-26, 30-23
Sept. 21	2007	-/-	at Virginia Tech *	L, 0-3	26-30, 24-30, 27-30
Oct. 26	2007	-/-	vs. Virginia Tech *	W, 3-1	30-21, 25-30, 30-28, 30-24
Oct. 24	2008	-/-	at Virginia Tech *	W, 3-0	25-23, 25-22, 25-23
Sept. 25	2009	18/-	vs. Virginia Tech *	W, 3-1	25-23, 23-25, 25-17, 27-25
Oct. 31	2009	17/-	at Virginia Tech *	W, 3-1	25-19, 25-21, 19-25, 25-16
Sept. 26	2010	13/-	vs. Virginia Tech *	W, 3-2	25-23, 25-13, 19-25, 19-25, 15-13
Oct. 29	2010	25/-	at Virginia Tech *	L, 2-3	15-25, 25-27, 25-20, 25-23, 13-15
Sept. 24	2011	23/-	at Virginia Tech *	W, 3-0	25-16, 25-21, 25-11
Oct. 28	2011	19/-	vs. Virginia Tech *	W, 3-0	25-21, 25-23, 25-12
Sept. 21	2012	15/-	at Virginia Tech *	W, 3-2	19-25, 25-19, 22-25, 25-15, 15-11
Oct. 28	2012	12/-	vs. Virginia Tech *	W, 3-0	25-21, 25-20, 25-19
Nov. 9	2013	18/-	at Virginia Tech *	L, 1-3	21-25, 25-20, 21-25, 15-25
Oct. 19	2014	4/-	vs. Virginia Tech *	W, 3-1	25-22, 25-17, 21-25, 25-23
Nov. 1	2015	15/-	at Virginia Tech *	W, 3-0	25-17, 25-21, 25-15
Oct. 14	2016	15/-	vs. Virginia Tech *	W, 3-2	25-13, 25-21, 15-25, 24-26, 15-8
Sept. 24	2017	-/-	vs. Virginia Tech *	W, 3-1	25-19, 23-25, 25-15, 25-20
Nov. 17	2017	-/-	at Virginia Tech *	W, 3-1	25-17, 25-21, 20-25, 25-21

Wake Forest	33-7
Home Record	17-3
Away Record	16-4
Neutral Record	1-0
ACC Regular Season Record	32-7

Date	Season	FSU / Opp.	Opponent	Result	Scores
Oct. 6	1996	-/-	vs. Wake Forest *	W, 3-1	10-15, 15-9, 15-6, 15-9
Nov. 1	1996	-/-	at Wake Forest *	W, 3-0	15-12, 15-8, 15-7
Oct. 19	1997	-/-	vs. Wake Forest *	W, 3-1	11-15, 15-12, 15-6, 15-4
Nov. 15	1997	-/-	at Wake Forest *	W, 3-0	15-3, 15-10, 15-2
Oct. 2	1998	-/-	vs. Wake Forest *	W, 3-2	7-15, 15-12, 3-15, 15-11, 15-7
Oct. 24	1998	-/-	at Wake Forest *	W, 3-0	15-11, 15-10, 15-6
Nov. 20	1998	-/-	vs. Wake Forest \$	W, 3-0	15-6, 15-11, 15-11
Sept. 25	1999	-/-	at Wake Forest *	L, 0-3	5-15, 18-20, 11-15
Oct. 31	1999	-/-	vs. Wake Forest *	L, 0-3	11-15, 10-15, 6-15
Oct. 6	2000	-/-	at Wake Forest *	W, 3-0	15-12, 15-8, 16-14
Nov. 3	2000	-/-	vs. Wake Forest *	W, 3-2	15-8, 1-15, 8-15, 15-7, 18-16
Oct. 14	2001	-/-	vs. Wake Forest *	W, 3-0	31-29, 30-22, 30-25
Nov. 3	2001	-/-	at Wake Forest *	L, 2-3	30-21, 30-26, 28-30, 27-30, 8-15
Nov. 15	2001	-/-	vs. Wake Forest \$	W, 3-0	30-23, 30-26, 30-27
Sept. 27	2002	-/-	vs. Wake Forest *	W, 3-1	30-20, 28-30, 30-23, 30-18
Oct. 20	2002	-/-	at Wake Forest *	W, 3-1	32-34, 30-18, 30-25, 30-26
Oct. 4	2003	-/-	vs. Wake Forest *	L, 1-3	18-30, 30-27, 19-30, 23-30
Oct. 25	2003	-/-	at Wake Forest *	L, 0-3	28-30, 26-30, 21-30
Oct. 2	2004	-/-	vs. Wake Forest *	W, 3-0	30-20, 41-39, 30-26
Oct. 21	2005	-/-	at Wake Forest *	L, 0-3	26-30, 29-31, 24-30
Nov. 25	2005	-/-	vs. Wake Forest *	W, 3-0	30-25, 30-26, 30-28
Oct. 20	2006	-/-	vs. Wake Forest *	W, 3-0	30-21, 30-20, 30-24
Nov. 21	2006	-/-	at Wake Forest *	W, 3-0	30-16, 30-28, 30-18
Sept. 30	2007	-/-	vs. Wake Forest *	W, 3-2	28-30, 30-25, 30-27, 29-31, 15-11
Nov. 2	2007	-/-	at Wake Forest *	W, 3-0	31-29, 30-21, 30-25
Sept. 25	2008	-/-	at Wake Forest *	W, 3-2	23-25, 25-13, 23-25, 25-16, 15-12
Oct. 31	2008	-/-	vs. Wake Forest *	W, 3-0	25-17, 25-20, 25-19
Oct. 9	2009	19/-	at Wake Forest *	W, 3-0	25-20, 25-14, 25-22
Nov. 8	2009	16/-	vs. Wake Forest *	W, 3-2	25-20, 25-20, 23-25, 22-25, 15-9
Oct. 22	2010	24/-	vs. Wake Forest *	L, 0-3	19-25, 18-25, 20-25
Oct. 2	2011	22/-	vs. Wake Forest *	W, 3-2	22-25, 25-21, 25-15, 22-25, 15-9
Nov. 11	2011	17/-	at Wake Forest *	W, 3-2	23-25, 25-20, 23-25, 25-22, 16-14
Sept. 28	2012	14/-	vs. Wake Forest *	W, 3-1	25-17, 25-16, 22-25, 25-19
Nov. 10	2012	13/-	at Wake Forest *	W, 3-1	25-23, 25-21, 19-25, 25-14
Oct. 26	2013	18/-	at Wake Forest *	W, 3-1	24-26, 25-16, 25-20, 25-22
Nov. 22	2013	19/-	vs. Wake Forest *	W, 3-0	25-12, 25-16, 25-20
Oct. 26	2014	4/-	at Wake Forest *	W, 3-1	25-17, 18-25, 25-11, 25-22
Oct. 11	2015	18/-	at Wake Forest *	W, 3-0	25-11, 25-17, 25-18
Nov. 20	2015	20/-	vs. Wake Forest *	W, 3-1	25-12, 25-19, 22-25, 25-16
Nov. 20	2016	17/-	at Wake Forest *	W, 3-1	25-18, 22-25, 25-20, 25-21
Oct. 13	2017	-/-	at Wake Forest *	W, 3-1	25-23, 25-20, 17-25, 25-14

Washington	0-2
Home Record	0-0
Away Record	0-0
Neutral Record	0-2

Date	Season	FSU / Opp.	Opponent	Result	Scores
Sept. 9	1995	- / 13	vs. Washington @	L, 0-3	1-15, 14-16, 5-15
Sept. 7	2007	- / 8	vs. Washington #	L, 0-3	17-30, 15-30, 25-30

Washington State	0-1
Home Record	0-0
Away Record	0-0
Neutral Record	0-1

Date	Season	FSU / Opp.	Opponent	Result	Scores
Dec. 1	2017	- / -	vs. Washington State ^	L, 1-3	32-34, 14-25, 25-23, 13-25

West Georgia	10-8
Home Record	1-1
Away Record	1-0
Neutral Record	8-7

Date	Season	FSU / Opp.	Opponent	Result	Scores
1972		- / -	vs. West Georgia !	L, 0-2	15-11, 15-6
1973		- / -	vs. West Georgia !	L, 1-2	15-7, 8-15, 15-12
1973		- / -	vs. West Georgia !	W, 2-0	15-5, 15-12
1973		- / -	vs. West Georgia !	L, 1-2	15-8, 2-15, 15-8
1973		- / -	vs. West Georgia \$	L, 1-2	8-15, 15-5, 9-15
1973		- / -	vs. West Georgia \$	W, 2-0	15-7, 15-10
1973		- / -	vs. West Georgia \$	W, 2-1	15-10, 8-15, 16-14
Oct. 12	1974	- / -	vs. West Georgia !	L, 1-2	9-15, 15-9, 12-15
Oct. 12	1974	- / -	vs. West Georgia !	L, 0-2	13-15, 12-15
Nov. 21	1974	- / -	vs. West Georgia %	W, 2-0	15-13, 15-13
Nov. 23	1974	- / -	vs. West Georgia %	L, 0-2	3-15, 9-15
Nov. 23	1974	- / -	vs. West Georgia %	L, 0-2	7-15, 7-15
Oct. 18	1975	- / -	vs. West Georgia #	W, 2-0	15-13, 15-12
Nov. 1	1975	- / -	at West Georgia \$	W, 2-1	11-15, 15-9, 15-4
Nov. 21	1975	- / -	vs. West Georgia ^	W, 2-1	15-10, 5-15, 15-4
Nov. 22	1975	- / -	vs. West Georgia ^	W, 2-0	15-11, 15-8
1976		- / -	vs. West Georgia \$	W, 2-0	15-6, 15-11
1977		- / -	vs. West Georgia \$	W, 2-0	15-10, 15-0

West Virginia	1-0
Home Record	1-0
Away Record	0-0
Neutral Record	0-0

Date	Season	FSU / Opp.	Opponent	Result	Scores
Nov. 4	1988	- / -	vs. West Virginia	W, 3-2	15-12, 15-8, 11-15, 14-16, 15-4

Western Carolina	1-0
Home Record	0-0
Away Record	0-0
Neutral Record	1-0

Date	Season	FSU / Opp.	Opponent	Result	Scores
1972		- / -	vs. Western Carolina @	W, 2-0	15-3, 15-10

Western Kentucky	1-0
Home Record	1-0
Away Record	0-0
Neutral Record	0-0

Date	Season	FSU / Opp.	Opponent	Result	Scores
Sept. 7	2013	15 / 16	vs. Western Kentucky @	W, 3-1	20-25, 25-15, 25-15, 25-23

William & Mary	2-1
Home Record	2-1
Away Record	0-0
Neutral Record	0-0



ALL-TIME RECORDS VS. OPPONENTS

Date	Season	FSU / Opp.	Opponent	Result	Scores
Oct. 30	1988	- / -	vs. William & Mary	W, 3-2	15-3, 11-15, 15-10, 12-15, 15-10
Nov. 2	1991	- / -	vs. William & Mary	L, 2-3	13-15, 15-13, 15-17, 15-12, 13-15
Nov. 8	1992	- / -	vs. William & Mary	W, 3-1	15-10, 12-15, 15-1, 15-10

Winthrop					5-0
Home Record					1-0
Away Record					0-0
Neutral Record					4-0

Date	Season	FSU / Opp.	Opponent	Result	Scores
	1972	- / -	vs. Winthrop @	W, 2-0	16-14, 15-3
	1973	- / -	vs. Winthrop %	W, 2-0	15-9, 15-10
Oct. 25	1980	- / -	vs. Winthrop %	W, 2-0	15-6, 15-11
Oct. 25	1980	- / -	vs. Winthrop %	W, 2-0	16-14, 15-12
Sept. 19	2004	- / -	vs. Winthrop	W, 3-1	30-23, 27-30, 30-24, 30-19

Wisconsin					0-1
Home Record					0-0
Away Record					0-0
Neutral Record					0-1

Date	Season	FSU / Opp.	Opponent	Result	Scores
Dec. 13	2013	16 / 13	vs. Wisconsin &	L, 1-3	15-25, 25-23, 22-25, 15-25

Wright State					1-0
Home Record					0-0
Away Record					0-0
Neutral Record					1-0

Date	Season	FSU / Opp.	Opponent	Result	Scores
Sept. 13	2008	- / -	at Wright State #	W, 3-2	24-26, 22-25, 25-17, 25-15, 15-10

Wyoming					0-1
Home Record					0-0
Away Record					0-0
Neutral Record					0-1

Date	Season	FSU / Opp.	Opponent	Result	Scores
Sept. 21	1990	- / -	vs. Wyoming #	L, 2-3	16-14, 11-15, 15-6, 2-15, 13-15

Xavier					2-0
Home Record					1-0
Away Record					0-0
Neutral Record					1-0

Date	Season	FSU / Opp.	Opponent	Result	Scores
Sept. 28	1985	- / -	vs. Xavier @	W, 3-0	15-3, 15-7, 15-10
Sept. 12	2015	19 / -	vs. Xavier #	W, 3-0	25-21, 26-24, 25-15



SEASON-BY-SEASON RESULTS

1972

Head Coach: Linda Warren
 Overall Record: 14-6
 Home Record: 3-2
 Away Record: 1-0
 Neutral Record: 10-4

Date	FSU / Opp.	Opponent	Result	Scores
- / -		vs. Jacksonville	W 2-1	15-5, 10-15, 15-10
- / -		vs. Troy !	W 2-0	15-5, 15-10
- / -		vs. Rollins !	L 1-2	9-15, 16-14, 15-4
- / -		vs. Miami-Dade CC South !	W 2-1	7-15, 15-11, 15-6
- / -		vs. West Georgia !	L 0-2	15-11, 15-6
- / -		vs. Western Carolina @	W 2-0	15-3, 15-10
- / -		vs. St. John's CC @	W 2-1	15-2, 13-15, 15-6
- / -		vs. Rollins @	W 2-0	15-15, 15-3
- / -		vs. Barry @	W 2-0	15-2, 15-5
- / -		vs. Winthrop @	W 2-0	16-14, 15-3
- / -		vs. Flagler @	W 2-1	5-15, 15-0, 15-10
- / -		vs. Florida Tech #	W 2-0	17-15, 15-6
- / -		vs. Jacksonville #	W 2-1	13-15, 15-8, 15-11
- / -		vs. Flagler #	L 0-2	15-10, 15-12
- / -		vs. Rollins #	L 0-2	15-11, 15-11
- / -		vs. Alabama \$	W 2-1	13-15, 15-3, 15-9
- / -		at Auburn \$	W 2-1	15-8, 12-15, 15-4
- / -		vs. Jacksonville \$	W 2-0	15-1, 15-2
- / -		vs. Mississippi U. for Women \$	L 0-2	15-6, 15-12
- / -		vs. Miami-Dade CC South \$	L 0-2	

!-Florida State Invitational (Tallahassee, FL)
 @-Jacksonville U. Invitational (Jacksonville, FL)
 #-State Championship (Lakeland, FL)
 \$-Region III Championships (Auburn, AL)

1973

Head Coach: Billie Jones
 Overall Record: 44-5
 Home Record: 8-0
 Away Record: 6-0
 Neutral Record: 30-5

Date	FSU / Opp.	Opponent	Result	Scores
- / -		vs. Troy !	W 2-0	15-7, 15-3
- / -		vs. West Georgia !	L 1-2	15-7, 8-15, 15-12
- / -		vs. Tuskegee !	W 2-0	15-7, 15-3
- / -		vs. Georgia College !	W 2-0	15-6, 15-8
- / -		vs. Georgia College !	W 2-0	15-11, 15-5
- / -		vs. West Georgia !	W 2-0	15-5, 15-12
- / -		vs. West Georgia !	L 1-2	15-8, 2-15, 15-8
- / -		at Lake City CC	W 2-0	15-6, 15-2
- / -		at Lake City CC	W 2-0	15-4, 15-3
- / -		vs. Georgia College	W 2-0	15-5, 15-5
- / -		vs. South Florida	W 2-0	15-9, 15-9
- / -		vs. UNC Asheville	W 2-0	15-1, 15-6
- / -		vs. Miami Dade CC North	W 2-0	15-10, 15-7
- / -		vs. Auburn	W 2-0	15-7, 12-15, 15-3
- / -		vs. Miami Dade CC North	W 2-0	15-3, 15-9
- / -		at Lake City CC	W 2-0	15-3, 15-0
- / -		at Lake City CC	W 2-0	15-8, 15-9
- / -		vs. Miami @	W 2-0	15-7, 15-3
- / -		vs. Florence State @	W 2-0	15-6, 15-6
- / -		vs. UAB @	W 2-0	15-3, 15-8
- / -		at Jacksonville @	W 2-0	15-3, 15-4
- / -		vs. Florence State @	W 2-0	15-4, 15-6
- / -		vs. South Florida @	W 2-1	15-4, 8-15, 15-4
- / -		vs. Miami-Dade CC South @	W 2-1	11-15, 15-11, 16-14
- / -		at Jacksonville @	W 2-0	15-7, 15-9
- / -		at Jacksonville	W 2-0	15-3, 15-6
- / -		vs. Southwest Texas State #	W 2-1	17-15, 13-15, 15-10
- / -		vs. Tampa #	W 2-0	15-3, 17-15
- / -		vs. Florida Southern #	W 2-0	15-1, 15-0
- / -		vs. Florida International #	W 2-0	15-6, 15-6
- / -		vs. Stetson #	W 2-0	15-3, 15-6
- / -		vs. Flagler #	W 2-1	15-3, 12-15, 15-10
- / -		vs. Stetson #	W 2-0	15-2, 15-2
- / -		vs. Miami-Dade CC South	W 2-0	15-13, 15-1
- / -		vs. Miami-Dade CC South	W 2-0	16-14, 17-15

- / -		vs. Columbus College \$	W 2-0	15-1, 15-8
- / -		vs. Georgia College \$	W 2-1	15-13, 11-15, 15-10
- / -		vs. Florence State \$	W 2-0	15-11, 15-12
- / -		vs. Athens College \$	W 2-0	15-3, 15-10
- / -		vs. Mississippi U. for Women \$	W 2-0	15-2, 16-14
- / -		vs. West Georgia \$	L 1-2	8-15, 15-5, 9-15
- / -		vs. Montevallo \$	W 2-1	15-6, 11-15, 15-12
- / -		vs. West Georgia \$	W 2-0	15-7, 15-10
- / -		vs. West Georgia \$	W 2-1	15-10, 8-15, 16-14
- / -		vs. Southern Connecticut State %	W 2-0	15-7, 14-12
- / -		vs. UCLA %	L 0-2	9-15, 10-15
- / -		vs. Missouri State %	W 2-0	15-10, 15-12
- / -		vs. Texas-Arlington %	L 0-2	7-15, 12-15
- / -		vs. Winthrop %	W 2-0	15-9, 15-10

!-Columbus, Ga.
 @-Jacksonville, FL
 #-State Tournament (Lakeland, FL)
 \$-Region III Tournament (Carrollton, Ga.)
 %-AIAW Championships

1974

Head Coach: Billie Jones
 Overall Record: 23-12
 Home Record: 4-1
 Away Record: 0-0
 Neutral Record: 19-12

Date	FSU / Opp.	Opponent	Result	Scores
Oct. 11	- / -	vs. Georgia !	W 2-0	15-0, 15-1
Oct. 11	- / -	vs. Athens College !	W 2-0	15-7, 15-1
Oct. 11	- / -	vs. Barry !	W 2-0	15-8, 15-2
Oct. 12	- / -	vs. Auburn !	W 2-0	15-6, 16-14
Oct. 12	- / -	vs. West Georgia !	L 1-2	9-15, 15-9, 12-15
Oct. 12	- / -	vs. West Georgia !	L 0-2	13-15, 12-15
Oct. 25	- / -	vs. Florida Tech @	W 2-0	15-7, 15-12
Oct. 25	- / -	vs. St. Petersburg JC @	W 2-0	15-4, 15-11
Oct. 26	- / -	vs. Auburn @	W 2-1	15-12, 4-15, 15-8
Oct. 26	- / -	vs. Florida International @	W 2-0	15-3, 15-4
Oct. 26	- / -	vs. Miss. Univ. for Women @	L 1-2	15-10, 2-15, 11-15
Nov. 1	- / -	vs. South Florida #	W 2-0	15-5, 15-2
Nov. 1	- / -	vs. Florida International #	W 2-0	15-6, 15-7
Nov. 1	- / -	vs. Miami #	W 2-0	15-8, 15-11
Nov. 2	- / -	vs. Lake City CC #	W 2-0	15-3, 15-8
Nov. 2	- / -	vs. Florida International #	W 2-0	15-8, 15-12
Nov. 2	- / -	vs. Miami Dade-South #	L 1-2	16-14, 15-17, 13-15
Nov. 14	- / -	vs. Jacksonville \$	W 2-0	15-3, 15-6
Nov. 15	- / -	vs. Florida \$	W 2-0	15-10, 15-4
Nov. 15	- / -	vs. Flagler \$	W 2-1	7-15, 15-6, 15-8
Nov. 16	- / -	vs. Florida International \$	W 2-1	15-17, 15-6, 15-12
Nov. 16	- / -	vs. Miami Dade-South \$	L 0-2	7-15, 9-15
Nov. 21	- / -	vs. West Georgia %	W 2-0	15-13, 15-13
Nov. 21	- / -	vs. Mississippi %	W 2-0	15-1, 15-2
Nov. 21	- / -	vs. North Alabama %	L 1-2	5-15, 15-6, 12-15
Nov. 22	- / -	vs. Athens College %	W 2-0	15-6, 15-5
Nov. 22	- / -	vs. Athens College %	W 2-0	15-10, 15-3
Nov. 22	- / -	vs. Auburn %	W 2-0	15-13, 16-14
Nov. 23	- / -	vs. West Georgia %	L 0-2	3-15, 9-15
Nov. 23	- / -	vs. North Alabama %	W 2-0	15-10, 15-8
Nov. 23	- / -	vs. West Georgia %	L 0-2	7-15, 7-15
Dec. 12	- / -	vs. Illinois State ^	L 0-2	9-15, 14-16
Dec. 13	- / -	vs. Brooklyn College ^	L 0-2	12-15, 0-15
Dec. 13	- / -	vs. Texas Woman's College ^	L 0-2	5-15, 6-15
Dec. 14	- / -	vs. Long Beach State ^	L 0-2	7-15, 1-15
Dec. 14	- / -	vs. Oregon ^	L 1-2	15-12, 6-15, 6-15

!-Columbus College Invitational (Columbus, Ga.)
 @-Florida State Invitational (Tallahassee, FL)
 #-Jacksonville Invitational (Jacksonville, FL)
 \$-State Championship (Miami, FL)
 %-Regional Tournament (Florence, Ala.)
 ^-AIAW Championship (Portland, Ore.)



SEASON-BY-SEASON RESULTS

1975

Head Coach: Billie Jones
 Overall Record: 37-5
 Home Record: 8-0
 Away Record: 4-1
 Neutral Record: 25-4

Date	FSU / Opp.	Opponent	Result	Scores
Oct. 3	- / -	vs. Mississippi College !	W 2-0	15-6, 15-5
Oct. 3	- / -	vs. Montevallo !	W 2-0	15-7, 15-10
Oct. 3	- / -	vs. Mississippi !	W 2-0	15-3, 15-1
Oct. 4	- / -	at Miss. Univ. for Women !	W 2-0	15-5, 15-1
Oct. 4	- / -	vs. Northwestern State !	W 2-0	15-8, 15-10
Oct. 4	- / -	vs. Alabama !	W 2-1	7-15, 15-8, 15-12
Oct. 4	- / -	at Miss. Univ. for Women !	L 0-2	15-4, 15-8
Oct. 10	- / -	vs. Georgia State @	W 2-0	15-1, 15-5
Oct. 10	- / -	vs. Auburn @	W 2-0	15-8, 15-4
Oct. 11	- / -	vs. Shorter @	W 2-0	15-4, 15-12
Oct. 11	- / -	vs. Georgia @	W 2-0	15-4, 15-4
Oct. 11	- / -	vs. Alabama @	W 2-1	9-15, 15-6, 15-7
Oct. 17	- / -	vs. Berry College #	W 2-0	15-13, 15-10
Oct. 17	- / -	vs. Florida International #	W 2-1	15-3, 12-15, 15-2
Oct. 17	- / -	vs. Tennessee #	W 2-0	15-9, 15-8
Oct. 18	- / -	vs. Miss. Univ. for Women #	W 2-0	15-6, 15-9
Oct. 18	- / -	vs. West Georgia #	W 2-0	15-13, 15-12
Oct. 18	- / -	vs. Miami Dade-South #	W 2-1	6-15, 16-14, 15-7
Oct. 21	- / -	at Florida	W 2-0	15-4, 15-6
Oct. 21	- / -	at Florida	W 2-1	15-2, 7-15, 15-7
Oct. 31	- / -	vs. Berry College \$	W 2-0	15-12, 15-7
Oct. 31	- / -	vs. Tennessee \$	W 2-0	15-5, 15-10
Oct. 31	- / -	vs. Miss. Univ. for Women \$	W 2-0	15-4, 15-12
Nov. 1	- / -	vs. Berry College \$	W 2-0	15-5, 15-3
Nov. 1	- / -	vs. Florida International \$	W 2-0	17-15, 15-2
Nov. 1	- / -	at West Georgia \$	W 2-1	11-15, 15-9, 15-4
Nov. 4	- / -	vs. Florida	W 2-0	15-9, 15-1
Nov. 4	- / -	vs. Florida	W 2-0	15-6, 15-5
Nov. 13	- / -	vs. Jacksonville %	W 2-0	15-2, 15-6
Nov. 14	- / -	vs. South Florida %	W 2-1	15-1, 12-15, 15-2
Nov. 14	- / -	vs. Florida International %	W 2-0	15-10, 15-13
Nov. 15	- / -	vs. Florida International %	L 0-2	15-5, 15-6
Nov. 15	- / -	vs. Florida International %	L 0-2	15-9, 15-5
Nov. 21	- / -	vs. Montevallo ^	W 2-0	15-4, 15-4
Nov. 21	- / -	vs. Miss. Univ. for Women ^	W 2-0	15-3, 15-7
Nov. 21	- / -	vs. Alabama ^	W 2-0	15-4, 15-4
Nov. 21	- / -	vs. West Georgia ^	W 2-1	15-10, 5-15, 15-4
Nov. 22	- / -	vs. Florida International ^	W 2-0	15-10, 15-6
Nov. 22	- / -	vs. Miss. Univ. for Women ^	L 0-2	15-3, 15-11
Nov. 22	- / -	vs. West Georgia ^	W 2-0	15-11, 15-8
Nov. 22	- / -	vs. Miss. Univ. for Women ^	W 2-1	15-12, 11-15, 15-9
Nov. 22	- / -	vs. Miss. Univ. for Women ^	L 1-2	4-15, 15-9, 17-15

!-Miss. Univ. for Women Invitational (Columbus, Miss.)
 @-Columbus College Invitational (Columbus, Ga.)
 #-Florida State Invitational (Tallahassee, FL)
 \$-West Georgia Invitational (Carrollton, Ga.)
 %-State Tournament (Miami, FL)
 ^-Regional Tournament

1976

Head Coach: Cecile Reynaud
 Overall Record: 32-15
 Home Record: 4-3
 Away Record: 3-0
 Neutral Record: 25-12

Date	FSU / Opp.	Opponent	Result	Scores
- / -		vs. LSU !	L 1-2	2-15, 15-7, 14-16
- / -		vs. Montevallo !	W 2-0	15-3, 15-9
- / -		vs. North Alabama !	W 2-0	15-8, 15-12
- / -		at Miss. Univ. for Women "B" !	W 2-0	15-0, 15-3
- / -		vs. Ole Miss !	L 1-2	13-15, 15-8, 9-15
- / -		vs. Berry College !	W 2-1	15-11, 6-15, 19-17
- / -		vs. Eastern Kentucky @	W 2-1	10-15, 15-5, 15-12
- / -		at UNCG @	W 2-1	15-9, 14-16, 15-6
- / -		vs. George Washington @	L 1-2	11-15, 15-7, 10-15

- / -	vs. Miami-Dade CC South @	L 0-2	3-15, 7-15
- / -	vs. Maryland @	W 2-1	15-3, 1-15, 15-13
- / -	vs. Illinois-Chicago Circle @	L 0-2	5-15, 3-15
- / -	vs. Auburn #	W 2-0	15-13, 15-9
- / -	vs. Miss. Univ. for Women #	W 2-0	17-15, 15-13
- / -	vs. North Carolina #	L 1-2	11-15, 15-10, 15-13
- / -	vs. Flagler #	W 2-0	15-4, 15-9
- / -	vs. Florida Tech #	W 2-0	15-9, 15-9
- / -	vs. Alabama #	L 0-2	10-15, 11-15
- / -	vs. Miss. Univ. for Women #	L 1-2	15-7, 8-15, 13-15
- / -	vs. Auburn \$	W 2-1	10-15, 15-6, 15-4
- / -	vs. West Georgia \$	W 2-0	15-6, 15-11
- / -	vs. Chattanooga \$	W 2-0	15-11, 15-2
- / -	vs. Berry College \$	L 1-2	15-1, 6-15, 6-15
- / -	vs. South Carolina \$	W 2-1	15-7, 13-15, 15-11
- / -	vs. Mississippi State \$	W 2-0	15-7, 15-10
- / -	vs. Berry College \$	W 2-0	18-16, 15-4
- / -	vs. Tuskegee %	W 2-0	15-1, 15-6
- / -	vs. Tennessee %	W 2-1	6-15, 15-6, 16-14
- / -	vs. Florida International %	L 0-2	11-15, 12-15
- / -	vs. Tennessee %	W 2-0	15-5, 15-8
- / -	vs. Miss. Univ. for Women %	L 0-2	16-18, 11-15
- / -	vs. South Florida %	W 2-0	15-8, 15-5
- / -	vs. Tennessee %	W 2-0	15-6, 15-4
- / -	vs. Florida International %	W 2-0	15-8, 15-13
- / -	vs. Miss. Univ. for Women %	L 0-2	14-16, 7-15
- / -	vs. Lake City CC ^	W 2-0	15-8, 15-8
- / -	vs. Florida Tech ^	W 2-0	15-4, 15-12
- / -	vs. Miami-Dade CC North ^	W 22-1	15-12, 6-15, 15-2
- / -	vs. South Florida ^	W 2-0	15-5, 15-5
- / -	vs. Jacksonville ^	W 2-0	15-3, 15-12
- / -	at Flagler ^	W 2-0	15-8, 15-12
- / -	vs. Miami-Dade CC South ^	L 0-2	15-17, 7-15
- / -	vs. Florida &	W 2-0	15-0, 15-7
- / -	vs. Florida International &	L 0-2	7-15, 9-15
- / -	vs. Florida &	W 2-1	15-3, 9-15, 15-1
- / -	vs. Florida International &	W 2-1	13-15, 15-3, 15-13
- / -	vs. Florida International &	L 0-2	6-15, 8-15

!-Miss. Univ. for Women Invitational (Columbus, Miss.)
 @-UNC Greensboro Invitational (Greensboro, NC)
 #-Florida State Invitational (Tallahassee, FL)
 \$-Georgia Invitational (Athens, Ga.)
 %-West Georgia Invitational
 ^-Flagler College Invitational
 &-State Tournament

1977

Head Coach: Cecile Reynaud
 Overall Record: 25-13
 Home Record: 2-1
 Away Record: 0-4
 Neutral Record: 23-8

Date	FSU / Opp.	Opponent	Result	Scores
- / -		vs. Nicholls State !	W 2-1	16-14, 10-15, 15-9
- / -		vs. Ole Miss !	W 2-1	7-15, 17-15, 15-8
- / -		vs. Columbus College !	W 2-0	15-2, 15-10
- / -		vs. Alabama	L 0-2	10-15, 3-15
- / -		at Miss. Univ. for Women !	L 1-2	15-6, 10-15, 11-15
- / -		vs. LSU !	L 0-2	1-15, 11-15
- / -		vs. South Alabama @	W 2-0	15-8, 15-5
- / -		vs. Tulane @	W 2-0	15-8, 15-13
- / -		vs. Southwestern Louisiana @	W 2-0	15-8, 15-6
- / -		vs. Northwestern State @	W 2-1	15-1, 9-15, 15-3
- / -		vs. Florida International @	L 1-2	8-15, 15-13, 10-15
- / -		vs. Nicholls State @	W 2-0	15-5, 15-3
- / -		vs. Georgia #	W 2-0	16-14, 15-10
- / -		vs. Florida International #	L 0-2	6-15, 4-15
- / -		vs. Chattanooga #	W 2-0	15-10, 15-3
- / -		vs. South Carolina #	L 1-2	11-15, 15-11, 12-15
- / -		vs. Miami-Dade CC South #	L 0-2	10-15, 2-15
- / -		vs. South Carolina \$	L 1-2	9-15, 15-7, 8-15
- / -		vs. West Georgia \$	W 2-0	15-10, 15-0
- / -		vs. Chattanooga \$	W 2-0	15-13, 15-11
- / -		vs. Georgia State \$	W 2-0	15-4, 15-7
- / -		vs. Mississippi State \$	W 2-1	15-8, 15-17, 15-4



SEASON-BY-SEASON RESULTS

-/-	vs. College of Charleston \$	L 1-2	12-15, 15-7, 7-15
-/-	vs. Valdosta State %	W 2-0	15-2, 15-4
-/-	vs. Milligan College %	W 2-0	15-3, 15-7
-/-	vs. Georgia %	W 2-1	9-15, 15-2, 15-7
-/-	vs. Appalachian State %	W 2-0	15-11, 15-2
-/-	vs. East Tennessee State %	W 2-0	15-9, 15-1
-/-	vs. South Carolina %	L 0-2	15-17, 9-15
-/-	vs. Florida ^	W 2-1	10-15, 15-13, 15-7
-/-	vs. South Florida ^	W 2-1	15-11, 10-15, 15-13
-/-	vs. South Florida ^	W 2-1	2-15, 15-11, 17-15
-/-	vs. Mississippi State &	W 2-0	15-1, 15-10
-/-	vs. Florida &	W 2-1	11-15, 15-10, 15-13
-/-	vs. Alabama &	L 0-2	9-15, 10-15
-/-	vs. South Florida &	W 3-1	15-12, 15-0, 11-15, 16-14
-/-	vs. Alabama &	L 1-3	3-15, 14-16, 15-11, 9-15
-/-	at Miss. Univ. for Women &	L 2-3	10-15, 13-15, 15-5, 15-7, 17-19

!-Mississippi University of Women (Columbus, Miss.)

@-New Orleans Invitational (New Orleans, LA)

#-Florida State Invitational (Tallahassee, FL)

\$\$-Georgia Invitational (Athens, Ga.)

%-West Georgia Invitational

^State Tournament

&-Regional Tournament

1978

Head Coach: Cecile Reynaud
Overall Record: 27-14
Home Record: 4-2
Away Record: 3-1
Neutral Record: 21-11

Date	FSU / Opp.	Opponent	Result	Scores
-/-		vs. Arkansas State !	L 1-2	15-5, 17-19, 15-17
-/-		vs. Columbus College !	W 2-0	15-1, 15-0
-/-		vs. Memphis !	W 2-0	15-11, 15-3
-/-		at Miss. Univ. for Women !	W 2-0	15-2, 15-11
-/-		vs. New Orleans !	W 2-0	15-3, 15-13
-/-		vs. Ole Miss !	L 2-3	10-15, 15-8, 3-15, 15-5, 11-15
-/-		vs. Florida Southern @	W 2-0	16-14, 15-10
-/-		vs. South Florida @	W 2-0	15-10, 15-7
-/-		at Miami-Dade CC South @	W 2-0	11-15, 16-14, 17-15
-/-		vs. South Florida @	W 2-1	12-15, 15-9, 15-9
-/-		at Miami-Dade CC South @	W 2-1	7-15, 15-6, 15-12
-/-		vs. Florida Tech @	L 0-2	14-16, 5-15
-/-		vs. Florida International @	W 2-0	15-6, 16-14
-/-		vs. Florida Tech @	L 0-2	9-15, 7-15
-/-		vs. New Orleans #	W 2-0	15-3, 15-5
-/-		vs. Florida Southern #	W 2-0	16-14, 15-6
-/-		vs. South Carolina #	W 2-0	16-14, 15-13
-/-		vs. Tennessee #	L 0-2	12-15, 8-15
-/-		vs. Miami #	W 2-0	15-3, 15-4
-/-		vs. South Carolina #	L 1-2	15-7, 8-15, 10-15
-/-		vs. Illinois State \$	W 2-0	15-12, 15-12
-/-		vs. Texas A&M \$	W 2-0	15-10, 16-14
-/-		vs. Cincinnati \$	W 2-0	15-11, 15-11
-/-		vs. Nebraska \$	L 1-2	12-15, 15-10, 12-15
-/-		vs. North Texas State \$	L 0-2	5-15, 10-15
-/-		at Alabama %	L 0-3	7-15, 10-15, 11-15
-/-		vs. Ole Miss %	W 3-1	5-15, 15-12, 15-8, 15-11
-/-		vs. Cincinnati %	W 3-0	15-12, 15-11, 15-12
-/-		vs. Miss. Univ. for Women %	W 3-2	15-6, 11-15, 8-15, 15-10, 15-5
-/-		vs. South Florida ^	W 3-0	15-5, 7-15, 15-9
-/-		vs. Miami ^	W 2-0	15-4, 15-9
-/-		vs. Florida ^	W 3-0	15-5, 13-15, 15-7
-/-		vs. Georgia State &	W 2-0	15-4, 15-4
-/-		vs. Mississippi State &	W 2-0	15-9, 15-2
-/-		vs. Alabama &	W 2-0	15-3, 15-2
-/-		vs. Alabama &	W 3-0	15-13, 15-13, 15-4
-/-		vs. Mississippi &	W 3-2	15-12, 10-15, 15-11, 13-15, 15-2
-/-		vs. Missouri State +	L 1-2	15-12, 11-15, 6-15
-/-		vs. Arizona +	L 1-2	11-15, 16-14, 1-15
-/-		vs. Texas A&M +	L 0-2	9-15, 8-15
-/-		vs. Pepperdine +	L 1-2	5-15, 15-12, 3-15
-/-		vs. California +	L 1-2	2-15, 15-12, 7-15

!-Mississippi University of Women Invitational (Columbus, Miss.)

@-Miami-Dade Invitational

#-Florida State Invitational (Tallahassee, FL)

\$\$-Missouri State Invitational (Springfield, MO)

%-Alabama Invitational (Tuscaloosa, AL)

^State Tournament

&-Regional Tournament {hosted by Florida Southern}

+AIAW National Tournament {hosted by Alabama}(Tuscaloosa, AL)

1979

Head Coach: Cecile Reynaud
Overall Record: 31-19
Home Record: 12-2
Away Record: 1-3
Neutral Record: 18-14

Date	FSU / Opp.	Opponent	Result	Scores
Sept. 21	-/-	vs. South Carolina !	W 2-1	15-10, 3-15, 15-8
Sept. 21	-/-	vs. Miss. Univ. for Women !	W 2-0	15-12, 15-7
Sept. 21	-/-	vs. UCF !	L 1-2	2-15, 15-7, 8-15
Sept. 22	-/-	vs. Miami !	W 2-0	15-10, 16-14
Sept. 22	-/-	at Alabama !	L 0-2	9-15, 11-15
Sept. 22	-/-	vs. Oklahoma !	W 2-1	15-7, 7-15, 16-14
Sept. 28	-/-	vs. Arkansas @	W 2-0	15-10, 15-6
Sept. 28	-/-	vs. Southeastern Louisiana @	W 2-0	15-4, 15-5
Sept. 28	-/-	vs. Nicholls State @	W 2-0	15-6, 20-18
Sept. 29	-/-	at Miss. Univ. for Women @	W 2-0	15-8, 15-12
Sept. 29	-/-	vs. Memphis @	W 3-1	15-8, 13-15, 15-12, 15-8
Sept. 29	-/-	vs. Alabama @	W 3-0	15-7, 15-6, 15-10
Oct. 5	-/-	vs. Oklahoma #	L 0-2	9-15, 12-15
Oct. 5	-/-	vs. Alabama #	L 1-2	11-15, 15-8, 5-15
Oct. 5	-/-	vs. Miami-Dade CC #	L 0-2	8-15, 11-15
Oct. 5	-/-	vs. LSU #	W 2-1	15-6, 13-15, 15-13
Oct. 6	-/-	vs. Auburn #	W 2-0	15-5, 15-7
Oct. 6	-/-	at UCF #	L 0-2	7-15, 6-15
Oct. 6	-/-	vs. Miami #	L 1-2	9-15, 15-10, 14-16
Oct. 9	-/-	vs. North Florida JC	W 3-1	15-2, 15-5, 14-16, 15-12
Oct. 10	-/-	vs. Lake City CC	W 3-0	15-8, 15-5, 15-11
Oct. 12	-/-	vs. South Florida \$	W 2-0	15-8, 15-7
Oct. 12	-/-	vs. Auburn \$	W 2-0	15-6, 15-10
Oct. 12	-/-	vs. North Carolina \$	W 2-1	15-10, 10-15, 15-12
Oct. 12	-/-	vs. Florida Southern \$	W 2-0	15-8, 15-6
Oct. 13	-/-	vs. Miami \$	L 1-2	12-15, 15-7, 12-15
Oct. 13	-/-	vs. North Carolina \$	W 2-1	15-11, 15-12
Oct. 17	-/-	vs. South Alabama	W 2-0	15-5, 16-14
Oct. 17	-/-	vs. Gulf Coast CC	W 2-0	15-1, 15-5
Oct. 19	-/-	at Missouri State %	L 0-2	2-15, 3-15
Oct. 19	-/-	vs. Houston %	L 0-2	5-15, 13-15
Oct. 19	-/-	vs. Iowa State %	W 2-0	15-1, 15-6
Oct. 20	-/-	vs. Minnesota %	L 1-2	15-9, 12-15, 7-15
Oct. 20	-/-	vs. Cincinnati %	L 0-2	11-15, 9-15
Oct. 23	-/-	vs. Gulf Coast CC	W 2-0	15-2, 15-2
Oct. 23	-/-	vs. North Florida JC	W 3-0	15-8, 15-2, 15-1
Nov. 6	-/-	vs. Lake City CC	W 3-0	15-11, 15-0, 18-16
Nov. 10	-/-	vs. Miami ^	L 0-3	10-15, 14-16, 7-15
Nov. 15	-/-	vs. Georgia &	W 2-1	6-15, 15-7, 15-6
Nov. 15	-/-	vs. Alabama &	L 0-2	13-15, 15-13, 12-15
Nov. 16	-/-	vs. Mississippi State &	W 2-0	15-6, 15-11
Nov. 16	-/-	vs. Alabama &	W 2-0	15-13, 15-6
Nov. 17	-/-	vs. Miami &	L 0-2	9-15, 18-16, 8-15
Nov. 17	-/-	vs. Alabama &	W 2-1	14-16, 15-11, 15-10
Nov. 17	-/-	vs. Miami &	W 2-1	15-9, 4-15, 15-9
Nov. 17	-/-	vs. Miami &	W 2-1	8-15, 15-6, 15-12
Dec. 6	-/-	vs. Brigham Young +	L 1-2	16-14, 7-15, 7-15
Dec. 6	-/-	vs. Houston +	L 0-2	9-15, 8-15
Dec. 6	-/-	vs. UCLA +	L 0-2	9-15, 5-15
Dec. 6	-/-	vs. Purdue +	L 0-2	14-16, 14-16

!-Alabama Invitational (Tuscaloosa, AL)

@-Mississippi University for Women Tournament (Columbus, Miss.)

#-Central Florida Invitational (Orlando, FL)

\$\$-Florida State Invitational (Tallahassee, FL)

%-Missouri State Invitational (Springfield, MO)

^State Tournament

&-Regional Tournament

+AIAW National Tournament



SEASON-BY-SEASON RESULTS

1980

Head Coach: Cecile Reynaud
 Overall Record: 43-14-1
 Home Record: 9-0
 Away Record: 6-3
 Neutral Record: 28-11-1

Date	FSU / Opp.	Opponent	Result	Scores
Sept. 17	- / -	at Tennessee	L 1-3	15-4, 7-15, 10-15, 8-15
Sept. 19	- / -	vs. UCF !	L 0-2	8-15, 8-15
Sept. 19	- / -	vs. Texas Tech !	W 2-1	15-6, 10-15, 15-10
Sept. 20	- / -	vs. UAB !	W 2-0	15-9, 15-4
Sept. 20	- / -	vs. Memphis !	L 0-2	13-15, 8-15
Sept. 26	- / -	vs. Louisville @	W 2-0	15-7, 15-9
Sept. 26	- / -	vs. Virginia Tech @	W 2-1	13-15, 15-4, 15-2
Sept. 26	- / -	at Memphis @	W 2-0	15-8, 15-9
Sept. 26	- / -	vs. Saint Louis @	L 1-2	17-15, 12-15, 11-15
Sept. 27	- / -	vs. Tulane @	W 2-0	15-11, 16-14
Sept. 27	- / -	vs. Cincinnati @	W 2-0	15-6, 16-14
Sept. 27	- / -	at Memphis @	W 2-1	10-15, 15-10, 15-10
Sept. 27	- / -	vs. Saint Louis @	L 1-2	12-15, 15-7, 6-15
Oct. 1	- / -	vs. Flagler	W 2-0	15-1, 15-2
Oct. 1	- / -	vs. Jacksonville	W 2-0	15-4, 15-9
Oct. 1	- / -	vs. Florida JC	W 2-0	15-1, 15-1
Oct. 3	- / -	vs. Florida International #	L 0-2	10-15, 9-15
Oct. 3	- / -	vs. Miami #	W 2-0	15-10, 15-7
Oct. 3	- / -	at UCF #	W 2-0	15-11, 15-10
Oct. 3	- / -	vs. USC Upstate #	W 2-0	15-2, 15-3
Oct. 4	- / -	vs. LSU #	W 2-0	15-7, 15-4
Oct. 4	- / -	vs. Miami #	L 0-2	10-15, 13-15
Oct. 4	- / -	vs. LSU #	W 2-0	15-13, 15-5
Oct. 4	- / -	vs. Alabama #	L 0-2	10-15, 7-15
Oct. 7	- / -	vs. South Alabama	W 2-0	15-5, 15-1
Oct. 7	- / -	vs. Lake City CC	W 2-0	15-7, 15-6
Oct. 10	- / -	at Miss. Univ. for Women \$	W 2-0	15-10, 15-9
Oct. 10	- / -	vs. South Florida \$	W 2-0	15-0, 15-2
Oct. 10	- / -	vs. Oklahoma State \$	W 2-0	15-6, 15-7
Oct. 11	- / -	vs. Jacksonville \$	W 2-0	15-0, 15-5
Oct. 11	- / -	vs. Miami \$	W 2-0	15-13, 17-15
Oct. 11	- / -	vs. Tennessee \$	L 1-2	15-8, 3-15, 11-15
Oct. 16	- / -	at South Alabama	W 3-0	15-12, 15-12, 15-9
Oct. 24	- / -	vs. Lake City CC %	W 2-0	15-5, 15-9
Oct. 24	- / -	vs. UCF %	W 2-0	16-14, 15-11
Oct. 24	- / -	vs. Miami %	T 1-1	15-6, 10-15
Oct. 24	- / -	vs. Montevallo %	W 2-0	15-0, 15-4
Oct. 25	- / -	vs. Winthrop %	W 2-0	15-6, 15-11
Oct. 25	- / -	vs. Winthrop %	W 2-0	16-14, 15-12
Oct. 25	- / -	vs. UCF %	W 2-0	15-0, 15-5
Oct. 25	- / -	vs. Miami %	W 2-1	17-15, 10-15, 15-7
Oct. 31	- / -	vs. Florida Southern ^	W 2-0	15-8, 16-14
Oct. 31	- / -	vs. Florida International ^	W 2-1	9-15, 16-14, 15-3
Oct. 31	- / -	vs. UCF ^	W 2-0	15-1, 15-3
Nov. 1	- / -	at Miami ^	L 1-2	10-15, 15-13, 9-15
Nov. 1	- / -	vs. Miami-Dade CC South ^	W 2-0	15-10, 15-12
Nov. 1	- / -	at Miami ^	L 0-2	6-15, 8-15
Nov. 4	- / -	vs. Jacksonville	W 3-0	15-6, 15-4, 15-5
Nov. 5	- / -	at Lake City CC	W 3-0	15-5, 15-11, 15-11
Nov. 11	- / -	vs. Florida JC	W 2-0	15-8, 15-1
Nov. 11	- / -	vs. Florida A&M	W 2-0	15-1, 16-14
Nov. 15	- / -	vs. Miami &	W 3-1	15-10, 9-15, 15-8, 16-14
Nov. 20	- / -	vs. South Alabama +	W 2-0	15-5, 15-5
Nov. 20	- / -	vs. Auburn +	W 2-0	15-1, 15-2
Nov. 21	- / -	vs. Ole Miss +	L 0-2	15-1, 9-15, 14-16
Nov. 21	- / -	vs. Ole Miss +	W 2-0	15-8, 15-6
Nov. 22	- / -	vs. Alabama +	L 1-2	14-16, 15-11, 11-15
Nov. 22	- / -	vs. Miami +	L 0-2	13-15, 4-15

!-Alabama Invitational (Tuscaloosa, AL)
 @-Metro Conference Tournament (Memphis, TN)
 #-UCF Invite (Orlando, FL)
 \$-Florida State Invite (Tallahassee, FL)
 %-Jacksonville Invitational (Jacksonville, FL)
 ^-Miami Invitational (Miami, FL)
 &-State Tournament (Lakeland, FL)
 +-AIAW Regionals (Orlando, FL)

1981

Head Coach: Cecile Reynaud
 Overall Record: 43-8
 Home Record: 20-4
 Away Record: 3-2
 Neutral Record: 20-2

Date	FSU / Opp.	Opponent	Result	Scores
Sept. 14	- / -	vs. UCF	W 2-0	17-15, 15-13
Sept. 14	- / -	vs. Ohio State	L 0-2	12-15, 9-15
Sept. 18	- / -	vs. Georgia !	W 2-1	14-16, 15-8, 15-11
Sept. 18	- / -	vs. Baylor !	W 2-0	15-4, 15-1
Sept. 18	- / -	vs. Minnesota !	W 2-1	15-12, 7-15, 15-11
Sept. 18	- / -	at Alabama !	W 2-0	15-7, 15-9
Sept. 19	- / -	vs. Miami !	W 2-0	15-10, 15-2
Sept. 19	- / -	vs. Texas Tech !	W 2-1	8-15, 15-2, 15-8
Sept. 19	- / -	vs. Minnesota !	W 2-0	15-8, 15-12
Sept. 25	- / -	vs. Georgia	W 2-1	16-14, 15-9, 15-3
Oct. 2	- / -	at Missouri State @	L 0-2	4-15, 13-15
Oct. 2	- / -	vs. Northwestern @	L 0-2	7-15, 8-15
Oct. 2	- / -	vs. Houston @	W 2-0	15-5, 15-11
Oct. 3	- / -	vs. Minnesota @	L 0-2	12-15, 7-15
Oct. 3	- / -	vs. Purdue @	W 2-0	15-7, 16-14
Oct. 9	- / -	vs. Jacksonville #	W 2-0	15-1, 15-5
Oct. 9	- / -	vs. South Carolina #	W 2-0	15-8, 15-4
Oct. 9	- / -	vs. UAB #	W 2-0	15-8, 15-5
Oct. 9	- / -	vs. Alabama #	W 2-0	15-7, 15-4
Oct. 10	- / -	vs. North Carolina #	W 2-0	15-2, 15-11
Oct. 10	- / -	vs. Alabama #	W 2-0	15-10, 15-10
Oct. 10	- / -	vs. Clemson #	W 2-0	15-10, 15-5
Oct. 13	- / -	vs. UCF #	W 3-0	15-5, 15-2, 15-4
Oct. 23	- / -	vs. Middle Tennessee State \$	W 3-0	15-7, 15-3, 15-8
Oct. 23	- / -	vs. Rollins \$	W 3-0	15-9, 15-0, 15-4
Oct. 23	- / -	vs. East Tennessee State \$	W 3-0	15-2, 15-6, 15-11
Oct. 24	- / -	vs. Memphis \$	W 3-0	15-13, 15-3, 15-4
Oct. 24	- / -	vs. Appalachian State \$	W 3-0	15-1, 15-8, 15-8
Oct. 24	- / -	at Tennessee \$	W 3-1	15-9, 15-11, 10-15, 15-12
Oct. 26	- / -	vs. Eastern Kentucky	W 3-1	15-3, 3-15, 15-4, 15-10
Oct. 26	- / -	at Kentucky	W 3-2	15-8, 4-15, 15-13, 12-15, 16-14
Oct. 30	- / -	vs. Nicholls State %	W 2-0	15-3, 15-3
Oct. 30	- / -	vs. Tennessee %	W 2-0	15-10, 15-3
Oct. 30	- / -	vs. Sam Houston State %	W 2-0	15-13, 15-10
Oct. 31	- / -	vs. New Orleans %	W 2-1	6-15, 15-4, 15-7
Oct. 31	- / -	at LSU %	L 1-2	15-8, 9-15, 7-15
Oct. 31	- / -	vs. Sam Houston State %	W 2-0	15-9, 15-9
Nov. 2	- / -	vs. Indian River CC	W 3-0	15-5, 15-9, 16-14
Nov. 4	- / -	vs. Flagler	W 2-0	15-4, 15-10
Nov. 4	- / -	vs. Florida A&M	W 2-0	15-1, 15-2
Nov. 13	- / -	vs. UCF ^	W 2-0	15-7, 15-3, 16-14
Nov. 20	- / -	vs. Ole Miss &	W 2-0	15-3, 15-8
Nov. 20	- / -	vs. Miami &	W 2-0	15-9, 15-12
Nov. 21	- / -	vs. UCF &	W 2-0	15-12, 15-9
Nov. 22	- / -	vs. Georgia &	W 2-0	15-1, 15-5
Dec. 10	- / -	vs. North Carolina +	W 3-0	15-5, 15-10, 15-1
Dec. 10	- / -	vs. Portland State +	L 1-3	15-7, 9-15, 10-15, 18-20
Dec. 11	- / -	vs. Minnesota +	W 3-0	15-6, 15-13, 15-11
Dec. 11	- / -	vs. Texas +	L 2-2	12-15, 15-3, 5-15, 15-11, 12-15
Dec. 12	- / -	vs. Texas-Arlington +	W 2-1	15-11, 18-20, 15-11
Dec. 12	- / -	vs. Utah State +	L 0-3	9-15, 15-13, 10-15

!-Alabama Invitational (Tuscaloosa, AL)
 @-Missouri Invitational (Springfield, MO)
 #-Florida State Invitational (Tallahassee, FL)
 \$-Tennessee Invitational (Knoxville, TN)
 %-LSU Invitational (Baton Rouge, LA)
 ^-FAIAW State Championship (Fort Lauderdale, FL)
 &-AIAW Region III Tournament (Tallahassee, FL)
 +-AIAW National Championship (Tallahassee, FL)

1982

Head Coach: Cecile Reynaud
 Overall Record: 26-18
 Home Record: 13-6
 Away Record: 4-4
 Neutral Record: 9-8



SEASON-BY-SEASON RESULTS

Date	FSU / Opp.	Opponent	Result	Scores
Sept. 17	- / -	vs. Tulane !	W 3-0	15-2, 15-10, 15-13
Sept. 17	- / -	at LSU !	W 3-0	15-6, 15-6, 15-8
Sept. 18	- / -	vs. South Alabama !	W 3-0	15-4, 11-15, 15-11, 15-8
Sept. 18	- / -	vs. New Orleans !	W 3-0	15-0, 15-4, 15-0
Sept. 21	20 / -	vs. UCF	W 3-0	15-9, 15-3, 15-10
Oct. 1	20 / -	vs. Illinois State @	W 3-1	15-13, 15-4, 13-15, 15-8
Oct. 1	20 / -	vs. Texas Tech @	W 3-0	15-7, 15-2, 15-4
Oct. 2	20 / -	at Missouri State @	W 3-1	15-6, 15-8, 7-15, 15-9
Oct. 2	20 / -	vs. Nebraska @	L 2-3	9-15, 2-15, 15-3, 15-12, 7-15
Oct. 2	20 / -	vs. Texas-Arlington @	L 2-3	7-15, 15-8, 15-12, 7-15, 11-15
Oct. 6	- / -	vs. Morehead State #	W 3-1	15-9, 15-1, 8-15, 15-10
Oct. 8	- / -	vs. Mississippi State #	W 2-0	15-4, 15-6
Oct. 8	- / -	vs. Illinois #	W 2-0	15-4, 15-6
Oct. 8	- / -	vs. Jacksonville #	W 2-0	15-7, 15-12
Oct. 8	- / -	vs. Eastern Kentucky #	L 0-2	15-17, 12-15
Oct. 9	- / -	vs. South Florida #	W 2-0	15-2, 15-7
Oct. 9	- / -	vs. North Carolina #	W 2-0	15-9, 15-6
Oct. 9	- / -	vs. Minnesota #	W 2-1	15-11, 8-15, 15-13
Oct. 9	- / -	vs. Eastern Kentucky #	L 1-2	15-2, 10-15, 3-15
Oct. 15	- / -	vs. Rutgers \$	L 0-2	13-15, 8-15
Oct. 15	- / -	at UCF \$	L 2-0	15-10, 15-7
Oct. 16	- / -	vs. Rutgers \$	W 0-2	9-15, 13-15
Oct. 16	- / -	vs. Florida Southern \$	L 1-2	12-15, 15-13, 12-15
Oct. 19	- / -	at Florida A&M	L 2-1	15-4, 15-10, 15-6
Oct. 28	- / 16	at Texas	L 2-3	15-8, 2-15, 15-17, 15-4, 12-15
Oct. 29	- / -	vs. Missouri State %	L 1-3	4-15, 15-7, 14-16, 7-15
Oct. 29	- / 19	at Texas A&M %	L 1-3	5-15, 16-14, 6-15, 9-15
Oct. 30	- / -	vs. LSU %	W 3-1	15-10, 13-15, 15-4, 15-3
Oct. 30	- / -	vs. Kentucky %	L 2-3	8-15, 15-10, 14-16, 15-3, 11-15
Oct. 30	- / -	vs. Missouri State %	L 2-3	15-4, 7-15, 15-5, 5-15, 13-15
Nov. 5	- / -	at Morehead State +	W 2-0	15-10, 15-7
Nov. 5	- / -	vs. Memphis +	W 2-0	15-7, 15-10
Nov. 5	- / -	vs. Eastern Kentucky +	L 0-2	8-15, 10-15
Nov. 6	- / -	vs. Tennessee Tech +	W 2-0	15-0, 15-10
Nov. 6	- / -	at Morehead State +	W 3-2	15-12, 13-15, 10-15, 15-6, 15-8
Nov. 14	- / -	vs. Kentucky	L 2-3	15-4, 8-15, 9-15, 15-12, 4-15
Nov. 21	- / -	vs. Tulane ^	W 2-0	15-5, 15-12
Nov. 21	- / -	vs. Memphis ^	W 2-0	15-7, 15-1
Nov. 21	- / -	vs. Cincinnati ^	L 1-2	15-10, 13-15, 5-15
Nov. 22	- / -	vs. Southern Mississippi ^	W 2-0	15-3, 15-2
Nov. 22	- / -	vs. Virginia Tech ^	W 2-0	15-11, 15-3
Nov. 22	- / -	vs. Louisville ^	L 1-2	13-15, 15-12, 12-15
Nov. 23	- / -	vs. Louisville ^	L 2-3	13-15, 16-14, 15-11, 12-15, 13-15
Nov. 23	- / -	vs. Memphis ^	W 3-0	15-6, 15-5, 15-7

!-LSU Invitational (Baton Rouge, LA)
 @-Missouri State Invite (Springfield, MO)
 #-Florida State Invite (Tallahassee, FL)
 \$-UCF Invitational (Orlando, FL)
 %-Texas A&M Classic (College Station, TX)
 +-Morehead State Invite (Morehead, KY)
 ?-Metro Conference match
 ^-Metro Conference Tournament (Tallahassee, FL)

1983

Head Coach: Cecile Reynaud
 Overall Record: 30-6
 Home Record: 5-1
 Away Record: 4-3
 Neutral Record: 21-2

Date	FSU / Opp.	Opponent	Result	Scores
Sept. 3	- / -	vs. Clemson !	W 3-0	15-7, 15-0, 15-4
Sept. 4	- / -	vs. Rice !	W 3-0	15-13, 15-9, 15-7
Sept. 4	- / -	vs. New Orleans !	W 3-0	15-9, 15-5, 15-4
Sept. 5	- / -	vs. Southern !	W 3-0	15-8, 15-4, 15-2
Sept. 5	- / -	at LSU !	W 3-2	13-15, 15-11, 8-15, 15-11, 15-8
Sept. 16	- / -	at Pittsburgh @	L 1-3	13-15, 5-15, 15-11, 9-15
Sept. 17	- / -	vs. Penn State @	W 3-1	15-12, 15-7, 13-15, 15-6
Sept. 17	- / -	vs. Louisville @	L 1-3	10-15, 13-15, 15-12, 6-15
Sept. 30	- / -	vs. Louisville #	W 3-0	15-1, 15-10, 15-3
Oct. 1	- / -	at Virginia Tech #	W 3-1	14-16, 15-4, 15-9, 15-5
Oct. 1	- / -	vs. Cincinnati #	W 3-1	12-15, 15-11, 15-12, 15-11
Oct. 6	- / -	vs. South Florida #	W 3-0	15-5, 15-9, 15-5
Oct. 7	- / -	vs. Chattanooga \$	W 3-0	15-3, 15-3, 15-9
Oct. 7	- / -	vs. South Carolina \$	W 3-0	15-12, 15-8, 15-4

Oct. 8	- / -	vs. Clemson \$	W 3-0	15-8, 15-7, 15-4
Oct. 8	- / -	vs. South Florida \$	W 3-0	15-6, 15-3, 15-10
Oct. 8	- / -	vs. North Carolina \$	W 3-0	15-7, 15-5, 15-12
Oct. 14	- / -	vs. Memphis %	W 3-1	15-1, 15-8, 8-15, 15-11
Oct. 14	- / -	at Southern Mississippi %	W 3-0	15-2, 15-1, 15-4
Oct. 15	- / -	vs. South Carolina %	W 3-2	13-15, 15-4, 9-15, 15-8, 16-14
Oct. 15	- / -	vs. Tulane %	W 3-0	15-13, 15-5, 15-3
Oct. 18	- / -	vs. Florida A&M %	W 3-0	15-2, 15-6, 15-8
Oct. 18	- / -	vs. Stetson %	W 3-0	15-3, 15-2, 15-7
Oct. 28	- / 10	at Texas ^	L 0-3	6-15, 13-15, 3-15
Oct. 29	- / -	vs. LSU ^	W 3-0	15-6, 15-4, 15-10
Oct. 29	- / 7	vs. San Diego State ^	L 0-3	11-15, 7-15, 11-15
Oct. 30	- / -	at Houston ^	L 1-3	15-11, 8-15, 8-15, 14-16
Nov. 11	- / -	vs. Duke *	W 3-1	15-9, 11-15, 15-8, 15-6
Nov. 11	- / -	vs. Georgia *	W 3-0	15-5, 15-7, 15-12
Nov. 12	- / -	at North Carolina *	W 3-0	15-13, 15-12, 15-10
Nov. 12	- / -	vs. NC State *	W 3-0	15-6, 15-13, 15-7
Nov. 12	- / -	vs. Rhode Island *	W 3-2	15-12, 10-15, 15-3, 12-15, 15-10
Nov. 18	- / -	vs. Southern Mississippi ?	W 3-0	15-0, 15-0, 15-4
Nov. 19	- / -	vs. Cincinnati ?	W 3-1	13-15, 15-12, 15-12, 15-9
Nov. 19	- / -	vs. South Carolina ?	W 3-2	13-15, 15-8, 15-9, 10-15, 15-4
Dec. 5	- / 13	vs. Tennessee +	L 2-3	15-12, 15-12, 1-15, 10-15, 8-15

!-LSU Invitational (Baton Rouge, LA)
 @-Pitt Classic (Pittsburgh, PA)
 #-Metro Matches (Blacksburg, VA)
 \$-Lady Seminole Invite (Tallahassee, FL)
 %-Metro Matches (Hattiesburg, MS)
 ^-Longhorn Invitational (Austin, TX)
 *-North Carolina Invitational (Chapel Hill, NC)
 ?-Metro Conference Tournament (Louisville, KY)
 +-NCAA Tournament

1984

Head Coach: Cecile Reynaud
 Overall Record: 20-13
 Home Record: 11-9
 Away Record: 8-4
 Neutral Record: 1-0

Date	FSU / Opp.	Opponent	Result	Scores
Sept. 14	- / -	vs. Minnesota	W 3-1	8-15, 15-10, 15-13, 15-9
Sept. 15	- / -	vs. Lamar	W 3-0	15-11, 15-6, 15-11
Sept. 21	- / -	vs. Illinois State	L 0-3	1-15, 6-15, 4-15
Sept. 21	- / -	at Texas A&M	L 1-3	4-15, 1-15, 16-14, 11-15
Sept. 22	- / -	vs. Southern Illinois	L 1-3	13-15, 15-12, 14-16, 15-17
Sept. 22	- / -	vs. LSU	W 3-2	11-15, 12-15, 15-8, 15-13, 15-6
Sept. 23	- / -	at Houston	L 1-3	15-12, 8-15, 7-15, 11-15
Oct. 2	- / -	vs. UCF	W 3-0	15-13, 15-2, 15-4
Oct. 5	- / -	at Tulane	W 3-0	15-9, 15-2, 15-10
Oct. 6	- / -	at New Orleans	W 3-1	8-15, 15-3, 15-10, 15-2
Oct. 7	- / -	at Southern Mississippi	W 3-0	15-8, 15-3, 15-8
Oct. 9	- / -	vs. Florida	W 3-0	15-11, 15-9, 15-11
Oct. 12	- / -	vs. Tennessee	L 0-3	8-15, 7-15, 9-15
Oct. 13	- / -	vs. Memphis	W 3-0	15-2, 16-14, 15-7
Oct. 16	- / -	at Florida A&M	W 3-0	15-1, 15-2, 15-7
Oct. 18	- / -	at Florida	W 3-0	15-10, 15-5, 15-4
Oct. 22	- / -	at South Florida	W 3-0	15-11, 16-14, 15-3
Oct. 26	- / -	at Virginia Tech	W 3-0	15-10, 15-11, 15-10
Oct. 27	- / -	at South Carolina	W 3-2	7-15, 15-6, 15-10, 13-15, 16-14
Oct. 28	- / -	vs. UCF	W 3-0	15-3, 15-9, 15-8
Oct. 28	- / -	vs. NC State	W 3-0	15-5, 15-9, 15-11
Nov. 2	- / -	vs. Louisville	L 0-3	6-15, 8-15, 11-15
Nov. 3	- / -	vs. Cincinnati	W 3-1	15-7, 13-15, 15-5, 15-11
Nov. 3	- / -	vs. Eastern Kentucky	L 0-3	14-16, 7-15, 12-15
Nov. 4	- / -	vs. Hofstra	W 3-2	9-15, 15-11, 15-13, 9-15, 15-12
Nov. 8	- / -	vs. Georgia	L 2-3	10-15, 15-13, 13-15, 15-5, 13-15
Nov. 16	- / -	vs. Virginia Tech !	W 3-0	15-1, 15-6, 15-8
Nov. 17	- / -	at South Carolina !	L 1-3	11-15, 11-15, 11-15
Nov. 20	- / -	vs. Evansville	W 3-0	15-8, 15-4, 15-4
Nov. 22	- / -	at LSU	L 1-3	11-15, 15-12, 9-15, 13-15
Nov. 23	- / 15	vs. Brigham Young	L 0-3	14-16, 0-15, 2-15
Nov. 24	- / 14	vs. Arizona State	L 0-3	10-15, 7-15, 4-15
Nov. 25	- / -	vs. Iowa	L 0-3	3-15, 2-15, 12-15

!-Metro Conference Tournament (Columbia, SC)
 ?-Metro Conference match



SEASON-BY-SEASON RESULTS

1985

Head Coach:	Cecile Reynaud
Overall Record:	24-9
Home Record:	9-7
Away Record:	8-1
Neutral Record:	7-1
Metro Conference Record:	6-1

Date	FS/Opp.	Opponent	Result	Scores	FSU High Kills	FSU High Digs	FSU High Assists
Sept. 9	-/-	vs. Georgia	L 0-3	4-15, 10-15, 6-15	Todd-6	Krai-26	
Sept. 11	-/-	vs. Florida	L 2-3	15-1, 15-4, 6-15, 1-15, 15-17	Morris-21	Krai-34	
Sept. 21	-/-	vs. Florida !	W 3-2	15-8, 12-15, 15-7, 4-15, 17-15	Tobolski-9	Krai-46	
Sept. 21	-/-	vs. UCF !	W 3-0	15-10, 15-5, 15-6	Morris-13	Morris-9	Krai-24
Sept. 22	-/-	at South Florida !	W 3-1	17-15, 8-15, 15-9, 15-3	Morris-16	Todd-12	Krai-45
Sept. 22	-/-	vs. Florida !	W 3-2	4-15, 15-7, 9-15, 15-6, 15-7	Todd-16	Morris-21	Krai-35
Sept. 27	-/-	at Memphis @?	W 3-1	15-5, 15-13, 12-15, 15-2	Kaleta-12	Todd/Morris-9	Krai-28
Sept. 28	-/-	vs. Xavier @	W 3-0	15-3, 15-7, 15-10	Fullhart-9	Tobolski-8	Krai-16
Sept. 28	-/-	vs. Southern Illinois @	W 3-2	15-6, 3-15, 5-15, 15-12, 15-13	Morris-18	Morris-18	Krai-22
Oct. 1	-/-	vs. Florida A&M	W 3-0	15-4, 15-2, 15-11	Todd-8	Britt-8	Britt-28
Oct. 2	-/-	vs. South Florida	W 3-0	15-9, 15-4, 15-2	Todd-9	Morris-9	Krai-26
Oct. 4	-/-	vs. South Carolina ?	L 2-3	9-15, 15-6, 7-15, 15-3, 13-15	Morris-21	Todd-17	Krai-50
Oct. 5	-/-	vs. Virginia Tech ?	W 3-0	15-6, 15-13, 15-6	Morris-14	Morris-9	Krai-27
Oct. 6	-/-	vs. Mississippi	W 3-2	7-15, 15-10, 13-15, 15-1, 15-4	Fullhart-17		
Oct. 9	-/-	vs. South Alabama	W 3-0	15-12, 15-0, 15-7	Morris-9	Fullhart-9	Krai-12
Oct. 11	-/14	vs. Arizona	L 0-3	7-15, 4-15, 7-15	Tobolski-7	Krai/Todd-10	Krai-18
Oct. 12	-/-	at Tennessee	W 3-1	8-15, 15-11, 15-11, 16-14	Tobolski/Todd-12	Morris-24	Krai-31
Oct. 15	-/-	vs. UCF	W 3-0	15-10, 15-9, 15-4	Joan-12	Joan-15	Krai-29
Oct. 18	-/-	vs. Kentucky	L 2-3	14-16, 18-16, 17-15, 13-15, 7-15	Todd-22	Morris-15	Krai-53
Oct. 24	-/-	vs. Southern Mississippi ?	W 3-0	15-6, 15-7, 15-8	Todd-14	Harris-9	Krai-23
Oct. 25	-/-	vs. Tulane ?	W 3-1	15-6, 13-15, 15-10, 15-9	Fullhart/Morris-13	Morris/Todd-11	Krai-32
Oct. 25	-/-	vs. Texas-Arlington	L 0-3	4-15, 14-16, 2-15	Tobolski-8	Harris-13	Krai-19
Nov. 1	-/-	at Louisville ?	W 3-0	16-14, 15-6, 15-5	Todd-14	Morris-9	Krai-36
Nov. 2	-/-	at Cincinnati ?	W 3-0	15-3, 15-9, 15-9	Todd-12	Krai-8	Krai-28
Nov. 4	-/-	at Northwestern	W 3-2	9-15, 16-14, 8-15, 15-9, 15-11			
Nov. 9	-/-	vs. South Alabama	W 3-0	15-12, 15-0, 15-7			
Nov. 9	-/-	vs. LSU	L 2-3	13-15, 16-14, 15-9, 7-15, 8-15	Todd-20	Todd-43	Krai-35
Nov. 15	-/-	at Florida	W 3-0	15-8, 15-8, 15-7	Todd-15	Krai-26	
Nov. 23	-/-	at Southern Mississippi ^	W 3-0	15-13, 15-13, 15-3	Morris/Todd-8	Morris-24	Kari-26
Nov. 24	-/-	vs. South Carolina ^	W 3-1	15-1, 15-3, 13-15, 15-12	Todd-16	Fullhart-11	Krai-38
Nov. 29	-/-	vs. Brigham Young ^	L 0-3	2-15, 6-15, 5-15	Todd-9	Morris-12	Krai-20
Nov. 29	-/-	vs. Georgia ^	W 1-3	9-15, 16-14, 7-15, 11-15	Todd-17	Morris-17	Krai-45
Dec. 7	-/-	at Georgia &	L 0-3	6-15, 1-15, 11-15	Todd-10	Krai-8	Krai-21

!-Red Lobster Florida Four Tournament (Tampa, FL)

@-Memphis Tournament (Memphis, TN)

^-Metro Conference Tournament (Hattiesburg, MS)

&-NCAA Tournament (Athens, Ga.)

?-Metro Conference match

1986

Head Coach:	Cecile Reynaud
Overall Record:	25-11
Home Record:	11-3
Away Record:	8-1
Neutral Record:	6-7
Metro Conference Record:	5-0

Date	FS/Opp.	Opponent	Result	Scores	FSU High Kills	FSU High Digs	FSU High Assists
Sept. 5	-/-	vs. Florida !	W 3-2	15-9, 9-15, 15-7, 13-15, 15-10	Todd-20	Morris-27	Gaspadarek-52
Sept. 5	-/-	vs. Michigan State !	W 3-1	15-10, 11-15, 15-13, 15-8	Morris-28	Morris-22	Gaspadarek-52
Sept. 6	-/9	vs. Illinois !	L 0-3	11-15, 10-15, 0-15			
Sept. 6	-/-	at UCF !	W 3-0	15-3, 15-8, 15-2			
Sept. 6	-/-	vs. Michigan State !	L 0-3	13-15, 13-15, 4-15	Morris-9	Gaspadarek-12	Gaspadarek-20
Sept. 8	-/-	vs. Georgia	L 1-3	12-15, 15-13, 5-15, 4-15	Todd-12	Morris-15	Gaspadarek-25
Sept. 19	-/-	vs. South Florida @	W 3-2	8-15, 15-11, 9-15, 15-4, 15-3	Morris-20	Morris-21	Gaspadarek-34
Sept. 19	-/-	vs. Florida @	W 3-1	9-15, 15-1, 15-6, 15-8	Morris-15	Morris-24	Gaspadarek-36
Sept. 20	-/-	vs. UCF @	W 3-0	15-9, 15-8, 15-8	Morris-14	Morris-16	Gaspadarek-34
Sept. 26	-/-	vs. New Mexico #	L 0-3	2-15, 13-15, 13-15	Morris-9	Morris-12	Gaspadarek-30
Sept. 26	-/19	at LSU #	L 0-3	15-8, 15-0, 15-6			
Sept. 27	-/-	vs. Sam Houston State #	L 2-3	15-13, 6-15, 14-16, 15-9, 14-16			



SEASON-BY-SEASON RESULTS

Sept. 27	-/-	vs. Mississippi #	W 3-0	15-13, 15-11, 15-7	Morris-18		
Sept. 28	-/-	at Southern Mississippi #	W 3-0	15-1, 15-2, 15-5	Morris-8	Gaspadarek-13	Gaspadarek-27
Sept. 30	-/-	vs. South Alabama	W 3-0	15-4, 15-5, 15-7	Todd-14	Kaleta-10	Gaspadarek-23
Oct. 1	-/-	vs. South Florida	W 3-1	13-15, 15-5, 15-12, 15-13	Morris-20	Morris-19	Gaspadarek-38
Oct. 3	-/-	at South Carolina ?	W 3-1	6-15, 15-8, 15-8, 15-8	Todd-22	Todd/Magoulas-13	Gaspadarek-52
Oct. 5	-/-	at Virginia Tech ?	W 3-0	15-7, 15-3, 15-11	Morris-15	Morris-15	Gaspadarek-13
Oct. 7	-/-	at Florida A&M	W 3-0	15-2, 15-6, 15-4	Morris-10	Morris-11	Gaspadarek-30
Oct. 9	-/-	vs. Memphis ?	W 3-2	15-10, 15-8, 13-15, 10-15, 15-4	Morris-28	Gaspadarek/Morris-17	Gaspadarek-59
Oct. 13	-/-	vs. NC State	W 3-0	15-10, 15-3, 15-9	Morris-12	Morris-13	Gaspadarek-31
Oct. 18	-/-	vs. Tennessee	L 2-3	10-15, 15-7, 15-4, 13-15, 10-15	Morris-23	Gaspadarek/Morris-17	Gaspadarek-45
Oct. 22	-/-	vs. Jacksonville	W 3-2	15-12, 15-4, 11-15, 6-15, 15-7	Morris-23	Kaleta/Plattner-17	Gaspadarek-45
Oct. 24	-/-	vs. Purdue \$	L 0-3	8-15, 10-15, 13-15	Todd-23	Morris-16	Gaspadarek-42
Oct. 25	-/-	at Tennessee \$	W 3-1	13-15, 15-9, 16-14, 15-6	Morris-19	Gaspadarek-16	Gaspadarek-31
Oct. 25	-/-	vs. Pittsburgh \$	W 3-2	15-12, 17-15, 11-15, 5-15, 15-13	Morris-23	Morris-17	Gaspadarek-34
Oct. 31	-/-	vs. Cincinnati ?	W 3-0	15-8, 15-8, 15-13	Todd-14	Morris/Todd-11	Gaspadarek-29
Nov. 1	-/-	vs. Louisville ?	W 3-0	15-11, 15-12, 17-15	Todd-14	Plattner-19	Gaspadarek-35
Nov. 2	-/-	vs. North Carolina	W 3-2	9-15, 7-15, 16-14, 15-8, 15-6	Todd-25	Morris-29	Gaspadarek-58
Nov. 13	-/-	vs. Texas Tech	L 0-3	10-15, 12-15, 12-15	Todd-14	Morris-14	Gaspadarek-27
Nov. 14	-/-	vs. Duke %	L 0-3	10-15, 14-16, 12-15	Todd-9	Morris-16	Gaspadarek-23
Nov. 15	-/-	at Florida %	W 3-1	8-15, 15-5, 15-7, 15-9	Todd-24	Plattner-20	Gaspadarek-44
Nov. 22	-/-	at Virginia Tech ^	W 3-0	15-7, 16-14, 15-10	Morris-17	Magoulas-11	Gaspadarek-32
Nov. 23	-/-	vs. South Carolina ^	W 3-1	7-15, 15-13, 15-3, 15-7	Morris-27	Morris-7	Gaspadarek-52
Nov. 28	-/-	vs. California &	W 3-2	15-12, 15-9, 11-15, 4-15, 15-9	Morris-18	Morris-32	Gaspadarek-42
Nov. 29	-/1	vs. Brigham Young &	L 2-3	9-15, 7-15, 15-9, 5-15	Morris-13	Morris/Plattner-13	Gaspadarek-30

!-UCF Classic (Orlando, FL)

@-Florida Four Invitational (Tallahassee, FL)

#-LSU Invitational (Baton Rouge, La.)

\$-Mikasa Classic (Knoxville, TN)

%-Lady Gator Classic (Gainesville, FL)

?-Metro Conference match

^-Metro Conference Tournament (Blacksburg, Va.)

&-Florida Classic (Gainesville, FL)

1987

Head Coach:	Cecile Reynaud
Overall Record:	22-11
Home Record:	10-3
Away Record:	7-5
Neutral Record:	5-3
Metro Conference Record:	6-0

Date	FS/Opp.	Opponent	Result	Scores	FSU High Kills	FSU High Digs	FSU High Assists
Sept. 4	-/-	vs. South Florida !	W 3-0	15-5, 15-7, 15-1	Philgence/Todd-9	Three tied with-7	Gaspadarek-29
Sept. 4	-/20	vs. Minnesota !	L 0-3	12-15, 6-15, 14-16	Philgence-14	Kaleta-11	Gaspadarek-23
Sept. 5	-/-	vs. UAB !	W 3-0	15-5, 15-4, 15-4		Sutcliffe-18	
Sept. 5	-/-	vs. South Florida !	W 3-0	15-2, 16-14, 15-3	Todd-15	Todd-18	Gaspadarek-24
Sept. 6	-/-	vs. Georgia !	W 3-0	16-14, 15-8, 15-11	Todd-17	Philgence-37	Gaspadarek-37
Sept. 11	-/-	vs. Jacksonville @	W 3-0	15-5, 15-3, 15-11	Todd-16	Sutcliffe-21	Gaspadarek-30
Sept. 12	-/-	at Florida @	L 2-3	3-15, 15-8, 15-6, 10-15, 8-15	Todd-24	Todd-42	Gaspadarek-37
Sept. 15	-/-	vs. Florida Tech @	W 3-0	15-4, 15-0, 15-2	Todd-8	Magoulas-8	Gaspadarek-11
Sept. 25	-/-	vs. South Carolina ?	W 3-2	15-9, 15-12, 13-15, 11-15, 15-4	Todd-23	Kaleta-9	Gaspadarek-58
Sept. 26	-/-	vs. Virginia Tech ?	W 3-0	15-5, 15-9, 15-8	Philgence/Todd-12	Sutcliffe-7	Gaspadarek-38
Sept. 29	-/-	vs. Florida A&M	W 3-0	15-2, 15-12, 15-6	Todd-10	Three tied with-5	Gaspadarek-28
Oct. 2	-/-	vs. Florida	W 3-1	15-3, 10-15, 15-9, 15-13	Philgence-17	Gaspadarek/Kelly-5	Gaspadarek-36
Oct. 9	-/-	vs. Southern Mississippi ?	W 3-0	15-7, 15-0, 15-5	Todd-11	Three tied with-1	Gaspadarek-21
Oct. 12	-/-	at Jacksonville	W 3-0	15-12, 15-13, 15-10	Todd-13	Todd-3	Gaspadarek-36
Oct. 16	-/-	vs. Tulane #	L 2-3	15-11, 15-12, 11-15, 16-18, 13-15	Philgence/Todd-16	Sutcliffe-12	Gaspadarek-53
Oct. 17	-/-	at South Florida #	W 3-0	15-6, 15-4, 15-10	Todd-13	Kaleta/Magoulas-5	Gaspadarek-30
Oct. 17	-/-	vs. Virginia #	W 3-0	15-10, 15-6, 15-12	Kaleta-15	Sutcliffe-3	Gaspadarek-43
Oct. 17	-/-	vs. Southwest Texas State #	L 1-3	15-6, 12-15, 7-15, 11-15	Philgence-20	Kaleta-8	Gaspadarek-41
Oct. 23	-/-	at Louisville ?	W 3-0	15-7, 15-12, 15-10	Todd-17	Philgence-8	Gaspadarek-45
Oct. 24	-/-	at Cincinnati ?	W 3-2	15-12, 15-10, 7-15, 7-15, 15-8	Todd-21	Kaleta-13	Gaspadarek-60
Oct. 26	-/-	at Illinois-Chicago	W 3-0	15-10, 15-4, 15-5	Todd-10	Kaleta-11	Gaspadarek-27
Oct. 30	-/-	at Memphis ?	W 3-0	15-7, 15-2, 15-9	Kaleta-9	Kaleta-10	Gaspadarek-26
Nov. 1	-/-	vs. Kentucky	L 0-3	13-15, 7-15, 4-15	Todd-10	Sutcliffe-4	Gaspadarek-18
Nov. 6	-/-	vs. UCF	W 3-0	15-4, 15-13, 15-4	Kaleta-14	Magoulas-5	Gaspadarek-37
Nov. 9	-/-	at Florida	L 2-3	15-8, 12-15, 11-15, 17-15, 9-15	Reece-17	Todd-19	Gaspadarek-64
Nov. 13	-/-	at Duke	W 3-1	15-12, 15-6, 11-15, 15-5	Philgence-16	Sutcliffe-10	Gaspadarek-39
Nov. 14	-/-	at NC State	L 2-3	9-15, 15-11, 12-15, 15-3, 6-15	Philgence-17	Todd-23	Gaspadarek-46
Nov. 15	-/-	at North Carolina	L 1-3	7-15, 6-15, 15-13, 3-15			



SEASON-BY-SEASON RESULTS

Nov. 21	- / -	vs. South Carolina \$	W 3-1	15-9, 15-4, 12-15, 15-8	Todd-15	Gaspadarek-16	Gaspadarek-40
Nov. 22	- / -	vs. Cincinnati \$	W 3-1	15-4, 15-12, 6-15, 15-11	Todd-19	Gaspadarek-15	Gaspadarek-50
Nov. 27	- / -	vs. Houston \$	L 2-3	15-7, 15-3, 11-15, 8-15, 11-15	Philgence-20	Gaspadarek-24	Gaspadarek-40
Nov. 29	- / 18	vs. Long Beach State \$	L 2-3	10-15, 17-15, 15-2, 9-15, 11-15	Philgence-25	Gaspadarek-27	Gaspadarek-56
Dec. 5	- / 9	at Texas ^	L 0-3	6-15, 11-15, 9-15	Philgence-16	Gaspadarek-13	Gaspadarek-36

I-Converse Classic (Tallahassee, FL)
@-Florida Eight Classic (Gainesville, FL)
#-South Florida Volleyball Showcase (Tampa, FL)
?-Metro Conference match
\$-Metro Conference Tournament (Memphis, TN)
^-NCAA Tournament (Austin, TX)

1988

Head Coach:	Cecile Reynaud
Overall Record:	28-8
Home Record:	10-3
Away Record:	12-4
Neutral Record:	6-1
Metro Conference Record:	5-1

<u>Date</u>	<u>FS/Opp.</u>	<u>Opponent</u>	<u>Result</u>	<u>Scores</u>	<u>FSU High Kills</u>	<u>FSU High Digs</u>	<u>FSU High Assists</u>
Sept. 2	- / -	vs. UAB	W 3-0	15-2, 15-5, 15-1	Philgence-16	Kaleta-7	Gaspadarek-32
Sept. 3	- / -	vs. Jacksonville	W 3-0	15-10, 15-11, 15-12	Trevino-13	Gaspadarek/Magoulas-8	Gaspadarek-37
Sept. 9	- / -	vs. Texas-Arlington	L 0-3	4-15, 7-15, 11-15	Philgence-7	Magoulas-7	Gaspadarek-18
Sept. 10	- / 19	vs. Penn State	L 1-3	15-13, 13-15, 8-15, 5-15	Three tied with-11	Gaspadarek-18	Gaspadarek-41
Sept. 16	- / -	vs. Florida International !	W 3-0	15-0, 15-1, 15-1	Philgence/Reece-7	Trevino-4	Marraffino-20
Sept. 17	- / -	vs. South Florida !	W 3-0	15-13, 15-5, 15-8	Philgence-16	Kaleta-14	Marraffino-22
Sept. 17	- / -	vs. Florida !	L 1-3	16-14, 11-15, 13-15, 4-15	Philgence-15	Philgence-13	Marraffino-39
Sept. 20	- / -	at Florida A&M	W 3-0	15-8, 15-6, 15-7	Philgence-12	Kaleta-7	Marraffino-34
Sept. 23	- / -	at Georgia	W 3-1	15-8, 15-11, 12-15, 15-9	Kaleta/Philgence-18	Philgence-16	Marraffino-47
Sept. 26	- / -	at Florida	L 0-3	10-15, 7-15, 11-15	Philgence-9	Kaleta-10	Marraffino-24
Sept. 30	- / -	at South Carolina ?	L 0-3	10-15, 13-15, 15-17	Philgence-21	Kaleta-23	Marraffino-50
Oct. 1	- / -	at Virginia	W 3-0	17-15, 15-11, 15-8	Kelly-16	Kelly-13	Marraffino-47
Oct. 2	- / -	at Virginia Tech ?	W 3-0	15-6, 15-6, 15-7	Philgence-15	Kelly-9	Marraffino-36
Oct. 7	- / -	at Houston	L 2-3	15-1, 5-15, 15-3, 3-15, 4-15	Philgence-13	Philgence-12	Marraffino-37
Oct. 8	- / -	at Lamar	W 3-1	15-7, 10-15, 15-1, 15-4	Philgence-17	Kaleta-12	Marraffino-42
Oct. 8	- / -	at Rice	W 3-2	12-15, 11-15, 15-6, 15-9, 15-2	Kaleta/Reece-15	Kaleta-10	Marraffino-50
Oct. 14	- / -	vs. Memphis ?	W 3-2	13-15, 15-1, 9-15, 15-5, 15-13	Reece-18	Kaleta-12	Gaspadarek-45
Oct. 15	- / -	vs. UCF	W 3-0	15-8, 15-0, 15-1	Philgence-14	Kelly-9	Gaspadarek-26
Oct. 18	- / -	at Jacksonville	W 3-0	15-4, 15-8, 15-7	Three tied with-8	Gaspadarek-4	Gaspadarek-25
Oct. 22	- / -	at Tampa	W 3-0	15-13, 15-3, 15-8	Kaleta-18	Kelly-12	Gaspadarek-43
Oct. 22	- / -	at South Florida	W 3-2	15-10, 10-15, 14-16, 15-13, 15-12	Philgence-22	kelly-23	Gaspadarek-62
Oct. 24	- / -	vs. Florida	W 3-1	5-15, 15-3, 15-11, 15-10	Kaleta-21	Philgence-13	Gaspadarek-53
Oct. 28	- / -	vs. Cincinnati ?	W 3-2	12-15, 15-13, 13-15, 15-13, 15-4	Philgence-30	Bronson-13	Gaspadarek-60
Oct. 29	- / -	vs. Louisville ?	W 3-0	15-7, 15-6, 15-5	Kaleta-17	Gaspadarek-12	Gaspadarek-40
Oct. 30	- / -	vs. William & Mary	W 3-2	15-3, 11-15, 15-10, 12-15, 15-10	Philgence-22	Kaleta/Kelly-16	Gaspadarek-46
Oct. 30	- / -	vs. South Florida	W 3-2	9-15, 15-5, 15-5, 12-15, 15-7	Philgence-18	Gaspadarek-13	Gaspadarek-58
Nov. 4	- / -	vs. West Virginia	W 3-2	15-12, 15-8, 11-15, 14-16, 15-4	Philgence-20	Philgence-18	Gaspadarek-49
Nov. 5	- / -	at Southern Mississippi ?	W 3-0	15-8, 15-6, 15-3	Reece-8	Trevino-7	Marraffino-13
Nov. 6	- / -	at LSU	L 1-3	10-15, 9-15, 22-20, 10-15	Kaleta-19	Gaspadarek-21	Gaspadarek-50
Nov. 11	- / -	vs. Eastern Kentucky @	W 3-0	15-9, 15-13, 15-4	Kaleta-12	Kaleta-8	Gaspadarek-32
Nov. 12	- / 9	at Kentucky @	W 3-1	15-10, 16-14, 13-15, 15-12	Philgence-20	Kelly-13	Gaspadarek-49
Nov. 14	- / -	vs. Southwest Texas State @	W 3-2	10-15, 18-16, 15-9, 13-15, 15-12	Philgence-20	Kelly-14	Gaspadarek-50
Nov. 18	- / -	vs. Southern Mississippi #	W 3-0	15-10, 15-5, 15-6	Philgence-16	Philgence-11	Gaspadarek-34
Nov. 19	- / -	vs. South Carolina #	W 3-0	15-8, 15-13, 15-6	Kaleta-22	Gaspadarek-11	Gaspadarek-56
Nov. 20	- / -	at Cincinnati #	W 3-1	10-15, 15-10, 15-7, 15-9	Philgence-22	Kaleta-20	Gaspadarek-50
Dec. 4	- / -	vs. Colorado State ^	L 1-3	3-15, 5-15, 15-9, 7-15	Philgence-14	Bronson/Gaspadarek-7	Gaspadarek-35

I-Florida Eight Classic (Orlando, FL)
@-Kentucky Wildcat Classic (Lexington, KY)
#-Metro Conference Tournament (Cincinnati, OH)
^-NCAA Tournament (Tallahassee, FL)



SEASON-BY-SEASON RESULTS

1989

Head Coach:	Cecile Reynaud
Overall Record:	30-5
Home Record:	13-1
Away Record:	9-1
Neutral Record:	8-3
Metro Conference Record:	7-0

Date	FS/Opp.	Opponent	Result	Scores	FSU High Kills	FSU High Digs	FSU High Assists
Sept. 1	-/-	vs. Northern Arizona !	W 3-1	15-17, 15-4, 15-7, 3-15	Philgence-12	Bronson/Philgence-11	Gaspadarek-39
Sept. 2	-/-	at Georgetown !	W 3-0	15-6, 15-9, 15-4	Reece-10	Magoulas-6	Gaspadarek-26
Sept. 2	-/-	vs. Minnesota !	L 1-3	8-15, 17-15, 7-15, 7-15	Philgence-14	Gaspadarek-13	Gaspadarek-31
Sept. 3	-/-	vs. Duke !	W 3-2	15-7, 15-7, 7-15, 13-15, 15-5	Philgence-23	Trevino-27	Gaspadarek-59
Sept. 3	-/-	vs. Minnesota !	L 0-3	8-15, 13-15, 11-15	Trevino-8	Bronson-9	Marraffino-16
Sept. 12	-/-	vs. Florida	W 3-2	9-15, 15-12, 15-6, 13-15, 15-10	Philgence-19	Trevino-14	Gaspadarek-42
Sept. 15	-/-	vs. Florida International @	W 3-1	15-2, 13-15, 15-6, 15-2	Philgence-11	Philgence-8	Gaspadarek-20
Sept. 16	-/-	at South Florida @	W 3-2	15-13, 15-8, 7-15, 10-15, 15-13	Philgence-16	Bronson-14	Gaspadarek-40
Sept. 16	-/-	vs. Florida @	W 3-0	15-12, 15-5, 15-4	Bronson-12	Three tied with-8	Gaspadarek-37
Sept. 22	-/-	vs. Illinois State	W 3-2	12-15, 15-7, 12-15, 15-6, 15-9	Philgence-31	Trevino-27	Gaspadarek-64
Sept. 23	-/-	vs. Morehead State	W 3-0	15-4, 15-2, 15-11	Philgence/Reece-11	Philgence-7	Gaspadarek-29
Sept. 24	-/-	vs. Illinois State	W 3-1	15-11, 15-8, 2-15, 15-7	Philgence-25	Trevino-18	Gaspadarek-15
Sept. 29	-/14	vs. Kentucky	W 3-2	15-13, 6-15, 15-13, 11-15, 16-14	Philgence-25	Sutcliffe-14	Gaspadarek-63
Sept. 30	-/-	vs. Tennessee	W 3-0	15-10, 16-14, 15-11	Philgence-21	Philgence-15	Gaspadarek-42
Oct. 3	-/-	at Florida A&M	W 3-0	15-6, 15-5, 15-2	Philgence-12	Trevino-8	Gaspadarek-31
Oct. 6	-/-	vs. Southern Mississippi ?	W 3-0	15-6, 15-6, 15-7	Philgence-11	Trevino-13	Gaspadarek-26
Oct. 7	-/-	vs. Tulane ?	W 3-1	15-4, 15-0, 11-15, 15-5	Philgence-20	Philgence/Trevino-14	Gaspadarek-60
Oct. 9	-/-	at Jacksonville	W 3-0	15-1, 15-1, 15-2	Reece-8	Reece-3	Gaspadarek-17
Oct. 13	-/-	at Louisville ?	W 3-0	15-5, 15-10, 15-7	Philgence-13	Trevino-10	Gaspadarek-21
Oct. 14	-/-	at Cincinnati ?	W 3-1	15-8, 15-4, 8-15, 15-11	Philgence-14	Trevino-23	Gaspadarek-32
Oct. 15	-/-	at Purdue	W 3-0	15-12, 15-13, 15-13	Philgence-20	Gaspadarek-15	Gaspadarek-41
Oct. 20	-/-	vs. South Alabama	W 3-0	15-8, 15-10, 15-9	Philgence-22	Trevino-19	Gaspadarek-46
Oct. 20	-/-	vs. South Florida	L 1-3	15-3, 5-15, 13-15, 12-15			
Oct. 21	-/-	vs. UAB	W 3-1	13-15, 15-6, 15-11, 15-10	Reece/Trevino-12	Trevino-12	Gaspadarek-40
Oct. 25	-/-	at Memphis ?	W 3-2	14-16, 8-15, 15-11, 15-9, 15-11	Philgence/Reece-21	Philgence/Trevino-23	Gaspadarek-61
Oct. 27	-/17	vs. LSU	W 3-2	12-15, 15-9, 7-15, 15-5, 15-9	Philgence-20	Trevino-19	Gaspadarek-55
Nov. 3	-/-	vs. South Carolina ?	W 3-0	15-8, 15-4, 15-2	Philgence-14	Sutcliffe-9	Gaspadarek-29
Nov. 4	-/-	vs. Virginia Tech ?	W 3-0	15-4, 15-9, 15-5	Philgence-14	Trevino-15	Gaspadarek-42
Nov. 6	-/-	at Florida	L 1-3	13-15, 15-9, 11-15, 10-15	Philgence-20	Bronson/Trevino-14	Gaspadarek-51
Nov. 10	-/-	vs. Brigham Young #	W 3-2	15-6, 15-17, 8-15, 15-11, 15-11	Philgence-29	Philgence-24	Gaspadarek-66
Nov. 11	-/-	at Kentucky #	W 3-2	8-15, 6-15, 15-10, 15-5, 15-5	Philgence-24	Gaspadarek-18	Gaspadarek-53
Nov. 17	-/-	vs. Southern Mississippi \$	W 3-0	15-2, 15-3, 15-7	Philgence-10	Trevino-11	Gaspadarek-28
Nov. 18	-/-	vs. Louisville \$	W 3-0	15-2, 15-7, 15-9	Philgence-11	Philgence-10	Gaspadarek-35
Nov. 19	-/-	vs. Cincinnati \$	W 3-0	15-12, 15-4, 15-7	Philgence-18	Gaspadarek-13	Gaspadarek-40
Nov. 30	-/17	vs. California ^	L 1-3	15-11, 11-15, 13-15, 13-15	Philgence-25	Philgence-23	Gaspadarek-62

!-George Washington Labor Day Fest (Washington, D.C.)

@-Florida Eight Classic (Tampa, FL)

#-Kentucky Wildcat Classic (Lexington, KY)

?-Metro Conference match

\$\$-Metro Conference Tournament (Tallahassee, FL)

^-NCAA Tournament (Tallahassee, FL)

1990

Head Coach:	Cecile Reynaud
Overall Record:	27-8
Home Record:	15-1
Away Record:	6-4
Neutral Record:	6-3
Metro Conference Record:	6-1

Date	FS/Opp.	Opponent	Result	Scores	FSU High Kills	FSU High Digs	FSU High Assists
Aug. 31	-/-	vs. UAB !	W 3-0	15-7, 15-12, 15-11	Cousins-13	Cousins-16	Marraffino-29
Sept. 1	-/-	vs. Butler !	W 3-1	13-15, 15-9, 15-0, 15-3	Philgence-16	Cousins-10	Marraffino-42
Sept. 1	-/-	at Georgia !	W 3-2	10-15, 12-15, 15-11, 15-8, 16-14	Philgence-22	Cousins-16	Marraffino-58
Sept. 2	-/-	vs. Eastern Washington !	W 3-1	9-15, 15-5, 15-3, 15-3	Philgence-15	Cousins-13	Marraffino-29
Sept. 10	-/-	vs. Southern Mississippi ?	W 3-0	15-8, 15-9, 15-5	Philgence-15	Bronson-12	Marraffino-42
Sept. 14	-/-	vs. South Florida @	W 3-0	15-6, 15-11, 15-6	Philgence-21	Cousins-13	Marraffino-47
Sept. 15	-/-	vs. Florida @	L 2-3	11-15, 16-14, 11-15, 15-5, 12-15	Philgence-28	Philgence-19	Marraffino-47
Sept. 15	-/-	vs. Florida International @	W 3-0	16-14, 15-9, 15-1	Cousins-11	Philgence-10	Marraffino-27
Sept. 16	-/-	vs. Georgia Southern	W 3-0	15-2, 15-1, 15-7	Cousins-10	Cousins-8	Cumin-12
Sept. 21	-/-	vs. Wyoming #	L 2-3	16-14, 11-15, 15-6, 2-15, 13-15	Philgence-29	Sutcliffe-18	McCall-58



SEASON-BY-SEASON RESULTS

Sept. 22	-/-	vs. Loyola Marymount #	L 2-3	7-15, 15-9, 4-15, 15-13, 6-15	Philgence-23	Cousins-16	McCall-40
Sept. 22	-/-	at Colorado #	L 1-3	4-15, 5-15, 15-9, 5-15	Philgence-16	Philgence-16	McCall-35
Sept. 28	-/-	at Southwest Texas State	W 3-0	15-8, 15-6, 15-6	Philgence-19	Philgence-14	McCall-26
Sept. 29	-/5	at Texas	L 2-3	8-15, 15-11, 9-15, 15-9, 5-15	Philgence-28	Philgence-24	McCall-33
Oct. 1	-/-	vs. Tulane ?	W 3-0	15-8, 15-7, 15-12	Philgence-22	Philgence-22	McCall-58
Oct. 5	-/-	vs. Virginia Tech ?	W 3-0	15-4, 15-4, 15-5	Philgence-15	Cousins-7	McCall-20
Oct. 6	-/-	vs. South Carolina ?	W 3-0	15-5, 15-8, 15-6	Philgence-18	Cousins-11	McCall-34
Oct. 7	-/-	vs. South Florida	W 3-1	12-15, 15-10, 15-4, 15-12	Philgence-24	Cousins-18	McCall-39
Oct. 9	-/-	at Florida	W 3-1	15-12, 10-15, 15-4, 15-12	Philgence-19	Philgence-17	McCall-37
Oct. 13	-/-	at Memphis ?	L 2-3	16-14, 15-11, 8-15, 8-15, 11-15	Philgence-29	Cousins-24	McCall-48
Oct. 16	-/-	vs. Florida A&M	W 3-0	15-1, 15-2, 15-4	Philgence-7	Cousins-9	McCall-11
Oct. 19	-/-	vs. Baylor	W 3-0	15-5, 15-7, 15-4	Philgence/Reece-10	Philgence-10	McCall-23
Oct. 20	-/-	vs. Florida International	W 3-0	15-10, 15-4, 15-3	Cousins-9	Cousins-9	McCall-19
Oct. 21	-/-	vs. Auburn	W 3-0	15-7, 15-6, 15-3	Philgence-10	Philgence-11	McCall-22
Oct. 23	-/-	vs. Jacksonville	W 3-0	15-4, 15-2, 15-7	Philgence-9	Cousins-7	Cumin-9
Oct. 28	-/-	vs. Georgia	W 3-0	15-4, 15-6, 15-12	Cousins/Philgence-13	Sutcliffe-11	McCall-39
Oct. 30	-/-	vs. Florida	W 3-0	15-5, 15-6, 15-13	Cousins/Philgence-11	Stevens-10	McCall-28
Nov. 2	-/-	at Cincinnati ?	W 3-2	15-8, 14-16, 15-4, 15-17, 15-9	Philgence-23	Philgence-27	McCall-47
Nov. 3	-/-	at Louisville ?	W 3-0	15-13, 15-3, 15-13	Cousins-13	Sutcliffe-9	McCall-29
Nov. 9	-/-	vs. Fresno State \$	L 1-3	15-7, 11-15, 4-15, 15-17	Philgence-12	Cousins-19	McCall-35
Nov. 10	-/-	vs. George Washington \$	W 3-2	15-2, 16-18, 15-6, 13-15, 3-15, 15-3	Philgence-19	Cousins-18	McCall-52
Nov. 10	-/-	vs. Houston \$	W 3-1	15-6, 12-15, 15-10, 15-4	Philgence-20	Bronson/Cousins-19	McCall-36
Nov. 16	-/-	vs. Virginia Tech %	W 3-0	15-11, 15-9, 15-4	Philgence-14	Cousins-7	McCall-24
Nov. 17	-/-	at Louisville %	W 3-2	15-3, 6-15, 14-16, 15-10, 16-14	Cousins-27	Philgence-10	McCall-63
Nov. 30	-/-	at Kentucky ^	L 1-3	12-15, 10-15, 15-10, 10-15	Reece-17	Philgence-12	Marraffino-44

!-Georgia Tournament (Athens, Ga.)

@-Florida Classic (Miami, FL)

#-Colorado Classic (Boulder, CO)

\$-Florida State Classic (Tallahassee, FL)

?-Metro Conference match

%-Metro Conference Tournament (Louisville, KY)

^-NCAA Tournament (Lexington, KY)

1991

Head Coach:	Cecile Reynaud
Overall Record:	16-15
Home Record:	8-8
Away Record:	5-7
Neutral Record:	3-0
Atlantic Coast Conference Record:	2-7

Date	FS/Opp.	Opponent	Result	Scores	FSU High Kills	FSU High Digs	FSU High Assists
Sept. 5	-/-	vs. Northeast Louisiana	W 3-0	15-3, 15-2, 15-11	Cousins-10	Cousins-11	McCall-29
Sept. 7	-/-	vs. UCF	W 3-0	15-10, 15-1, 15-7	Ramos-12	Bosschaert-14	McCall-28
Sept. 13	-/-	vs. Loyola Marymount !	W 3-2	18-16, 13-15, 20-18, 11-15, 17-15	Cousins-22	Ramos-38	Cumin-41
Sept. 14	-/-	vs. Idaho !	W 3-0	16-14, 15-2, 15-6	Ramos-12	Stevens-12	Cumin-31
Sept. 14	-/-	at UC-Irvine !	L 2-3	18-16, 2-15, 13-15, 15-8, 13-15	Ramos-19	Cousins-29	Cumin-55
Sept. 20	-/17	vs. Florida @	L 3-0	12-15, 5-15, 2-15	Cousins-8	Ramos-8	Cumin-12
Sept. 21	-/-	vs. Florida International @	W 3-0	15-6, 15-9, 15-7	Ramos-10	Ramos-12	Cumin-27
Sept. 21	-/-	vs. South Florida @	W 3-0	15-9, 15-13, 15-3	Cousins-11	Ramos-11	Cumin-30
Sept. 26	-/-	vs. Virginia *	W 3-1	15-13, 6-15, 15-10, 15-6	Ramos-19	Ramos-21	McCall-28
Sept. 28	-/-	vs. Rice	W 3-0	15-4, 15-8, 15-11	Bosschaert-11	Stevens-14	Cumin-32
Oct. 1	-/-	at Jacksonville	W 3-0	15-8, 15-6, 15-12			
Oct. 5	-/-	at Texas A&M	W 3-1	15-7, 15-11, 11-15, 15-8	Ramos-18	Cousins/Stevens-11	McCall-24
Oct. 6	-/-	at Houston	L 1-3	8-15, 7-15, 15-13, 3-15	Ramos-15	Cousins/Ramos-12	McCall-26
Oct. 8	-/-	at Florida A&M	W 3-0	15-1, 15-8, 15-3	Stevens-13		McCall-26
Oct. 11	-/-	at NC State *	L 2-3	11-15, 15-4, 15-12, 11-15, 9-15	Ramos-17	Ramos-13	McCall-37
Oct. 12	-/-	at North Carolina *	L 0-3	13-15, 7-15, 13-15	Ramos-12	Stevens-10	McCall-18
Oct. 13	-/-	at Southwest Texas State	W 3-0	15-13, 15-11, 15-13	Cousins-19	Ramos-14	McCall-48
Oct. 18	-/-	vs. Maryland *	L 2-3	12-15, 8-15, 15-1, 17-15, 16-18	Cousins-18	Bosschaert/McCall-22	McCall-47
Oct. 20	-/-	vs. Duke *	L 2-3	16-14, 6-15, 15-12, 14-16, 13-15	Cousins-23	Ramos-28	McCall-68
Oct. 26	-/-	vs. Georgia	L 1-3	15-5, 14-16, 15-13, 9-15, 9-15	Ramos-14	Ramos-25	Cumin-44
Nov. 1	-/-	vs. Hofstra	W 3-1	15-3, 15-9, 9-15, 15-8	Stevens-15	Cousins-17	Cumin-49
Nov. 2	-/-	vs. William & Mary	L 2-3	13-15, 15-13, 15-17, 15-12, 13-15	Stevens-22	Cumin/Ramos-21	Cumin-66
Nov. 8	-/-	at Clemson *	W 3-0	15-12, 15-9, 15-9	Stevens-13	Ramos-17	Cumin-45
Nov. 9	-/20	at Georgia	L 0-3	9-15, 12-15, 1-15	Bosschaert-11	Ramos-10	Cumin-27
Nov. 10	-/-	at Georgia Tech *	L 2-3	13-15, 7-15, 15-7, 15-4, 11-15	Cousins-14	Ramos-13	Cumin-38
Nov. 15	-/-	vs. Pittsburgh #	L 1-3	13-15, 3-15, 15-9, 2-15	Bosschaert-15	Cumin-28	Cousins-11
Nov. 15	-/-	vs. UAB #	L 2-3	15-11, 8-15, 15-4, 13-15, 12-15	Bosschaert-19	Cousins-16	Cumin-52
Nov. 16	-/-	vs. Temple #	W 3-0	15-1, 15-11, 15-6	Bosschaert-15	Cousins-13	Cumin-34



SEASON-BY-SEASON RESULTS

Nov. 18	- / 10	vs. Florida #	L 0-3	5-15, 11-15, 5-15	Cousins-9	Ramos/McCall-6	McCall-15
Nov. 22	- / -	vs. North Carolina \$	W 3-0	15-7, 15-6, 15-6	Bosschaert/Cousins-15	Cousins-13	Cumin-35
Nov. 23	- / -	at Virginia \$	L 1-3	11-15, 9-15, 16-14, 6-15	Bosschaert-25	Cousins-18	Cumin-53

!-Anteater Invitational (Irvine, CA)
 @-Florida Four Tournament (Tallahassee, FL)
 #-Florida State Classic (Tallahassee, FL)
 *-ACC match
 \$-ACC Tournament (Charlottesville, Va.)

1992

Head Coach: Cecile Reynaud
Overall Record: 26-8
Home Record: 12-2
Away Record: 6-4
Neutral Record: 8-2
Atlantic Coast Conference Record: 6-1

Date	FS/Opp.	Opponent	Result	Scores	FSU High Kills	FSU High Digs	FSU High Assists
Sept. 4	- / -	vs. Georgia State !	W 3-0	15-7, 15-2, 15-3	Ramos-11	Bosschaert-11	Cowling-29
Sept. 5	- / -	vs. South Florida !	W 3-0	15-3, 15-11, 15-10	Ramos-14	Three tied with-8	Cowling-27
Sept. 5	- / 12	at Florida !	L 0-3	5-15, 6-15, 5-15	Ramos-12	McCall-11	Cowling-17
Sept. 11	- / -	vs. Minnesota @	L 1-3	15-12, 14-16, 5-15, 5-15	Ramos-18	Ramos-18	Cowling-18
Sept. 12	- / -	vs. Minnesota @	W 3-2	15-7, 13-15, 13-15, 15-13, 15-6	Ramos-19	Ramos-28	Cowling-48
Sept. 12	- / -	vs. McNeese State @	W 3-0	15-6, 15-3, 15-12	Bosschaert/Ramos-10	Cowling-16	Cowling-30
Sept. 18	- / -	vs. Georgetown #	W 3-0	15-8, 15-11, 15-5	Stevens-10	Cowling-17	Cowling-31
Sept. 19	- / -	vs. Alabama #	W 3-0	15-10, 15-12, 15-3	Bosschaert-14	Cowling-14	Cowling-32
Sept. 19	- / -	at South Florida #	W 3-0	15-6, 15-4, 16-14	Ramos-14	Ramos-13	Cowling-35
Sept. 25	- / -	vs. Houston	W 3-2	11-15, 15-13, 11-15, 15-6, 15-8	Ramos-16	Cowling-14	Cowling-43
Sept. 26	- / -	vs. Texas A&M	W 3-0	15-7, 15-8, 16-14	Ramos-15	Ramos-12	Cowling-44
Sept. 29	- / -	vs. Jacksonville	W 3-0	15-7, 15-3, 15-7	Ramos-10	Ramos-7	Cowling-26
Oct. 2	- / -	at Duke *	L 1-3	6-15, 13-15, 15-12, 3-15	Ramos-17	Cowling/Ramos-14	Cowling-57
Oct. 3	- / -	at North Carolina *	W 3-0	15-8, 15-11, 15-8	Ramos-16	Ramos-24	Cowling-49
Oct. 9	- / -	at Notre Dame \$	L 2-3	15-12, 5-15, 15-7, 1-15, 15-17	Stevens-18	Ramos-21	Cowling-50
Oct. 10	- / 3	vs. Long Beach State \$	L 1-3	15-11, 2-15, 9-15, 11-15	Ramos-15	McCall-8	Cowling-28
Oct. 10	- / -	vs. Pittsburgh \$	W 3-2	15-6, 12-15, 9-15, 15-10, 15-11	Ramos-21	Cowling-20	Cowling-52
Oct. 13	- / -	vs. Florida A&M	W 3-0	15-2, 15-5, 15-1	Bosschaert-10	Bosschaert-7	Cowling-24
Oct. 17	- / -	vs. Georgia Tech *	W 3-2	15-12, 12-15, 15-6, 7-15, 15-12	Ramos-20	Ramos-28	Cowling-60
Oct. 22	- / -	vs. South Alabama	W 3-0	15-5, 15-10, 15-3	Zinkil-8	Bosschaert/Cowling-8	Cowling-25
Oct. 24	- / -	vs. Clemson *	W 3-0	15-8, 15-7, 15-4	Ramos-18	Ciraco-13	Cowling-50
Oct. 30	- / -	vs. Syracuse &	W 3-0	15-10, 15-10, 15-12	Zinkil-15	Cowling/Ramos-13	Cowling-49
Oct. 31	- / -	at Hofstra &	W 3-0	15-5, 15-11, 15-5	Ramos-15	McCall-11	Cowling-40
Oct. 31	- / -	vs. LaSalle &	W 3-0	15-6, 15-1, 15-8	Ramos-10	Ciraco-8	Cowling-25
Nov. 6	- / -	at Maryland *	W 3-1	15-13, 6-15, 15-9, 15-13	Stevens-19	Ramos-17	Cowling-52
Nov. 7	- / -	at Virginia *	W 3-0	15-9, 15-7, 15-3	Stevens-18	Ramos-16	Cowling-43
Nov. 8	- / -	vs. William & Mary	W 3-1	15-10, 12-15, 15-1, 15-10	Ramos-18	Ramos-15	Cowling-51
Nov. 12	- / -	vs. UCF	W 3-0	15-10, 15-2, 15-3	Ramos-13	Ramos-12	Cowling-32
Nov. 14	- / -	vs. NC State *	W 3-0	15-6, 15-5, 15-11	Ramos/Zinkil-9	Ramos-19	Cowling-34
Nov. 17	- / 5	vs. Florida	L 0-3	8-15, 8-15, 11-15	Stevens-16	Cowling-18	Cowling-31
Nov. 20	- / -	vs. Virginia %	W 3-0	15-7, 15-3, 15-4	Stevens-15	Ramos-14	Cowling-37
Nov. 21	- / -	at Maryland %	W 3-2	8-15, 15-8, 12-15, 15-10, 15-8	Ramos-19	McCall-23	Cowling-66
Nov. 22	- / -	vs. Duke %	L 2-3	9-15, 15-9, 15-11, 11-15, 11-15	Bosschaert-26	Ramos-29	Cowling-74
Dec. 2	- / 5	at Florida ^	L 0-3	9-15, 3-15, 10-15	Stevens-10	Ramos-12	Cowling-22

!-Gator Invitational (Gainesville, FL)
 @-Florida State Invitational (Tallahassee, FL)
 #-South Florida Tournament (Tampa, FL)
 \$-Notre Dame Classic (South Bend, IN)
 &-Hofstra Classic (Hampstead, NY)
 *-ACC match
 %-ACC Tournament (College Park, MD)
 ^-NCAA Tournament (Gainesville, FL)

1993

Head Coach: Cecile Reynaud
Overall Record: 24-10
Home Record: 15-3
Away Record: 5-7
Neutral Record: 4-0
Atlantic Coast Conference Record: 9-5



SEASON-BY-SEASON RESULTS

Date	FS/Opp.	Opponent	Result	Scores	FSU High Kills	FSU High Digs	FSU High Assists	
Sept. 3	- / -	vs. Auburn !	W	3-0	15-6, 15-4, 15-3	Bosschaert-11	Ramos-15	McCall-32
Sept. 4	- / -	vs. South Florida !	W	3-2	13-15, 15-8, 15-10, 12-15, 15-10	Zinkil-18	Rard-21	McCall-74
Sept. 4	- / -	vs. Missouri State !	L	1-3	16-14, 0-15, 6-15, 7-15	Ramos-17	Rard-15	McCall-30
Sept. 7	- / 8	vs. Florida	W	3-2	15-0, 8-15, 4-15, 15-13, 15-13	Ramos-17	Rard-15	McCall-28
Sept. 10	- / -	at LSU @	W	3-0	15-12, 15-4, 10-15, 15-7	Ramos-19	Rard-18	McCall-36
Sept. 11	- / -	vs. Loyola Marymount @	W	3-1	15-12, 12-15, 15-2, 15-10	Zinkil-17	Rard-12	McCall-53
Sept. 11	- / -	vs. Southern Mississippi @	W	3-0	15-6, 15-3, 15-8	Ramos-16	Rard-9	McCall-18
Sept. 17	21 / -	at Texas A&M	L	1-3	13-15, 13-15, 16-14, 11-15	Zinkil-20	Ramos-17	McCall-50
Sept. 18	21 / -	at Houston	W	3-0	15-11, 15-9, 15-2	Rard/Ramos-15	Ramos-16	McCall-51
Sept. 19	21 / -	at Rice	W	3-1	15-10, 15-9, 8-15, 15-10	Bosschaert-19	Rard-17	McCall-59
Sept. 24	23 / -	vs. Clemson *	W	3-2	15-7, 16-14, 8-15, 12-15, 15-11	Bosschaert-22	Rard-25	McCall-49
Sept. 25	23 / -	vs. Georgia Tech *	W	3-0	15-8, 15-6, 15-9	Zinkil-20	Rard-25	McCall-48
Sept. 27	23 / -	vs. Jacksonville	W	3-1	15-7, 13-15, 15-7, 15-3	Bosschaert-19	Lotarski-11	McCall-32
Oct. 1	21 / -	vs. NC State *	W	3-0	15-12, 15-8, 15-13	Rard-16	McCall-11	
Oct. 2	21 / -	vs. NC State *	W	3-0	15-12, 15-8, 15-13	Rard-16	McCall-11	McCall-54
Oct. 3	21 / -	vs. Arkansas State	W	3-0	15-3, 15-9, 15-2	Zinkil-13	Rard-14	McCall-42
Oct. 8	19 / -	vs. Florida Atlantic	W	3-0	15-8, 15-6, 15-4	Bosschaert/Zinkil-9	Zinkil-5	McCall-30
Oct. 15	17 / -	at Virginia *	W	3-0	15-9, 15-5, 15-10	Bosschaert-20	Ramos-13	McCall-52
Oct. 16	20 / -	at Maryland *	L	0-3	13-15, 14-16, 14-16	Zinkil-12	Bosschaert-14	McCall-42
Oct. 22	20 / -	vs. Duke *	L	1-3	13-15, 15-11, 9-15, 13-15	Ramos-22	Ciraco-21	McCall-52
Oct. 23	20 / -	vs. North Carolina *	W	3-1	15-13, 8-15, 15-4, 15-12	Ramos-21	Ramos-24	McCall-39
Oct. 29	23 / -	vs. Virginia *	W	3-0	15-6, 15-8, 15-12	Ramos-15	McCall-14	McCall-42
Oct. 30	23 / -	vs. Maryland *	W	3-0	15-9, 15-12, 15-11	Bosschaert-17	Zinkil-11	McCall-41
Nov. 5	23 / -	at Georgia Tech *	L	1-3	8-15, 10-15, 15-9, 12-15	Ramos-24	Ramos-16	McCall-50
Nov. 6	23 / -	at Clemson *	L	0-3	4-15, 10-15, 4-15	Zinkil-8	Broussard-19	McCall-29
Nov. 9	- / -	at Florida	L	0-3	6-15, 11-15, 14-16	Rard-20	Ramos-12	McCall-28
Nov. 12	- / 22	at Duke *	L	0-3	3-15, 12-15, 6-15	Ramos-9	Ramos-12	McCall-17
Nov. 13	- / -	at North Carolina *	W	3-1	15-10, 15-12, 13-15, 15-12	Ramos-20	Ramos-25	McCall-57
Nov. 16	- / -	vs. Troy	W	3-0	15-6, 15-5, 15-3	Broussard-11	Rard/Ramos-6	McCall-20
Nov. 19	- / -	vs. North Carolina #	W	3-0	15-13, 15-3, 15-7	Ramos-17	Rard-21	McCall-40
Nov. 20	- / -	vs. Clemson #	W	3-0	17-15, 15-12, 15-7	Ramos-23	Sorensen-29	McCall-58
Nov. 21	- / 20	at Duke #	L	0-3	6-15, 6-15, 5-15	Ramos-19	Ramos-25	McCall-33
Dec. 1	- / -	vs. DePaul ^	W	3-1	15-8, 7-15, 15-10, 15-13	Ramos-26	Rard-31	McCall-60
Dec. 5	- / 11	vs. Pacific ^	L	1-3	6-15, 17-15, 6-15, 9-15	Rard-28	Rard-21	McCall-66

!-FSU Classic (Tallahassee, FL)

@-LSU Tournament (Baton Rouge, LA)

*-ACC match

#-ACC Tournament (Durham, NC)

^-NCAA Tournament (Tallahassee, FL)

1994

Head Coach:	Cecile Reynaud
Overall Record:	17-16
Home Record:	12-6
Away Record:	3-8
Neutral Record:	2-2
Atlantic Coast Conference Record:	7-7

Date	FS/Opp.	Opponent	Result	Scores	FSU High Kills	FSU High Digs	FSU High Assists	
Sept. 2	- / -	vs. Southern Illinois %	W	3-0	15-7, 15-4, 15-6	Johnson-12	Bosschaert-6	Diamond-26
Sept. 3	- / -	vs. Iowa %	L	0-3	8-15, 6-15, 11-15	Ramos-13	Ramos-13	Diamond-20
Sept. 3	- / -	vs. Southern Illinois %	W	3-1	9-15, 15-5, 15-10, 15-7	Bosschaert/Ramos-19	Ramos-14	McCarthy-34
Sept. 9	- / -	vs. LSU !	L	2-3	12-15, 15-12, 15-5, 13-15, 13-15			
Sept. 10	- / 4	vs. Penn State !	L	0-3	4-15, 3-15, 10-15	Bosschaert/Ramos-9	Ramos-14	Diamond-18
Sept. 10	- / 2	vs. UCLA !	L	0-3	4-15, 6-15, 4-15	Ramos-13	Ramos-13	McCarthy-29
Sept. 13	- / 5	at Florida	L	0-3	8-15, 12-15, 2-15	Ramos-12	Ramos-13	McCarthy-22
Sept. 16	- / -	vs. DePaul @	W	3-2	15-11, 11-15, 14-16, 17-15, 15-4	Ramos-28	Ramos-17	Diamond-37
Sept. 17	- / -	vs. Fresno State @	L	1-3	15-7, 13-15, 9-15, 14-16	Bosschaert-23	Ramos-26	Diamond-61
Sept. 17	- / -	at Minnesota @	L	0-3	3-15, 6-15, 10-15	Bosschaert-9	Ramos-17	McCarthy-13
Sept. 23	- / 19	at Duke *	L	0-3	4-15, 6-15, 10-15	Ramos-12	Bosschaert-9	McCarthy-29
Sept. 24	- / -	at North Carolina *	L	2-3	11-15, 15-8, 12-15, 15-12, 15-17	Bosschaert-31	Ramos-24	N/A
Sept. 30	- / -	vs. Clemson *	W	3-2	13-15, 15-5, 15-4, 10-15, 15-11	Ciraco-16	Ramos-18	McCarthy-43
Oct. 1	- / -	vs. Georgia Tech *	L	0-3	14-16, 7-15, 1-15	Ramos-14	McCarthy/Ramos-9	McCarthy-28
Oct. 7	- / -	at NC State *	W	3-1	14-16, 15-5, 15-13, 15-13	Ciraco-19	Diamond-24	McCarthy-63
Oct. 8	- / -	at NC State *	W	3-0	15-12, 15-11, 15-5	Ramos-13	Bosschaert-14	McCarthy-35
Oct. 14	- / -	vs. Florida Atlantic	W	3-0	15-7, 15-2, 15-7	Ramos-14	Ramos-12	McCarthy-39
Oct. 18	- / -	vs. Jacksonville	W	3-0	15-1, 15-3, 15-10	Ramos-15	Bosschaert/McCarthy-7	McCarthy-34
Oct. 21	- / -	at Maryland *	L	1-3	15-7, 13-15, 11-15, 7-15	Ramos-29	Diamond-20	McCarthy-56
Oct. 22	- / -	at Virginia *	W	3-0	15-6, 15-6, 15-9	Ramos-14	Bosschaert/Ramos-11	McCarthy-28



SEASON-BY-SEASON RESULTS

Oct. 24	- / 12	vs. Notre Dame	W 3-1	15-10, 8-15, 17-15, 15-12	Ramos-29	Ramos-22	McCarthy-64
Oct. 28	- / 18	vs. Duke *	L 0-3	4-15, 9-15, 7-15	Ramos-13	Ramos-20	McCarthy-27
Oct. 29	- / -	vs. North Carolina *	W 3-0	15-7, 15-13, 15-12	Ramos-15	Ramos-9	McCarthy-39
Oct. 31	- / 8	vs. Florida	W 3-0	15-9, 15-13, 15-12	Ramos-19	Ramos-18	McCarthy-21
Nov. 4	- / -	vs. Maryland *	W 3-1	15-10, 3-15, 16-14, 15-12	Bosschaert-19	Ramos-15	McCarthy-34
Nov. 5	- / -	vs. Virginia *	W 3-2	15-8, 15-12, 4-15, 14-16, 20-18	Bosschaert-30	Ramos-35	McCarthy-62
Nov. 11	- / -	at Clemson *	L 0-3	6-15, 3-15, 5-15	Ramos-17	Ramos-15	McCarthy-38
Nov. 12	- / -	at Georgia Tech *	L 0-3	14-16, 7-15, 1-15	Ramos-12	Ramos-7	McCarthy-22
Nov. 15	- / -	vs. UCF	W 3-1	15-5, 15-17, 15-13, 15-13	Bosschaert-22	Ramos-20	McCarthy-49
Nov. 18	- / -	vs. Maryland #	W 3-1	16-14, 15-6, 5-15, 15-12	Ramos-29	Bosschaert-16	McCarthy-52
Nov. 19	- / 21	vs. Duke #	L 0-3	8-15, 7-15, 8-15	Ramos-14	Bosschaert-14	McCarthy-32
Nov. 25	- / -	vs. South Florida \$	W 3-1	11-15, 16-14, 15-6, 15-7	Ramos-24	Ramos-14	McCarthy-57
Nov. 26	- / 17	at Georgia \$	L 1-3	8-15, 15-5, 6-15, 6-15	Ramos-29	Ramos-14	McCarthy-49

%-Florida State Invitational (Tallahassee, FL)

!-Volleyball Monthly Invitational (Tallahassee, FL)

@-Minnesota Tournament (Minneapolis, MN)

*-ACC match

#-ACC Tournament (Chapel Hill, NC)

\$\$-Georgia Holiday Classic (Athens, Ga.)

1995

Head Coach:	Cecile Reynaud
Overall Record:	11-19
Home Record:	6-8
Away Record:	3-8
Neutral Record:	2-3
Atlantic Coast Conference Record:	3-11

Date	FS/Opp.	Opponent	Result	Scores	FSU High Kills	FSU High Digs	FSU High Assists
Sept. 2	- / -	vs. Tennessee Tech !	W 3-1	15-5, 15-7, 7-15, 15-8	Broussard-14	Schneider-13	Diamond-46
Sept. 3	- / -	vs. Memphis !	W 3-0	15-10, 15-1, 15-10	Presberry-12	Presberry-14	Diamond-37
Sept. 3	- / -	at South Florida !	L 1-3	15-13, 8-15, 3-15, 5-15	Arnold/Broussard-11	Diamond-20	Diamond-37
Sept. 6	- / -	vs. Jacksonville	W 3-0	15-2, 15-4, 15-7	Johnson/Schneider-8	Presberry-13	Diamond-41
Sept. 8	- / -	at Rhode Island @	L 0-3	14-16, 3-15, 2-15	Broussard/Schneider-9	Rickertson-11	Diamond-25
Sept. 9	- / 13	vs. Washington @	L 0-3	1-15, 14-16, 5-15	Arnold-10	Arnold/Schneider-6	McCarthy-16
Sept. 9	- / -	vs. George Mason @	L 0-3	11-15, 7-15, 9-15	Schneider-12	Rickertson-13	McCarthy-23
Sept. 15	- / -	vs. College of Charleston	W 3-0	15-5, 15-8, 15-10	Schneider-17	Schneider-10	Diamond-38
Sept. 16	- / -	vs. Houston	L 1-3	13-15, 15-12, 9-15, 3-15	Broussard-12	Presberry-20	Diamond-35
Sept. 22	- / 22	at Georgia Tech *	L 1-3	4-15, 16-14, 6-15, 13-15	Schneider-16	Diamond-15	Diamond-42
Sept. 23	- / -	at Clemson *	L 1-3	3-15, 15-13, 7-15, 16-18	Johnson-21	Schneider-14	McCarthy-48
Sept. 29	- / -	at Duke *	L 0-3	1-15, 7-15, 12-15	Johnson-9	Schneider-10	McCarthy-15
Sept. 30	- / -	at NC State *	L 2-3	15-11, 5-15, 15-9, 11-15, 11-15	Presberry/Schneider-22	Diamond-21	Diamond-36
Oct. 6	- / 25	vs. Georgia Tech *	L 0-3	11-15, 14-16, 9-15	Schneider-11	Presberry-17	McCarthy-19
Oct. 7	- / -	vs. Clemson *	L 2-3	16-14, 1-15, 9-15, 15-9, 3-15	Schneider-27	Schneider-24	McCarthy-49
Oct. 10	- / 3	vs. Florida	L 1-3	15-12, 5-15, 10-15, 6-15	Schneider-15	Presberry-17	McCarthy-26
Oct. 13	- / -	vs. North Carolina *	W 3-2	8-15, 15-10, 15-11, 10-15, 17-15	Presberry-23	Diamond-18	McCarthy-59
Oct. 14	- / -	vs. North Carolina *	L 2-3	13-15, 15-13, 15-5, 5-15, 10-15	Presberry-20	Presberry-15	McCarthy-60
Oct. 17	- / -	at Jacksonville	W 3-1	15-8, 12-15, 15-9, 15-6	Schneider-16	Diamond-11	Diamond-41
Oct. 21	- / -	vs. New Orleans	W 3-0	15-11, 15-7, 15-3	Broussard-12	Schneider-8	McCarthy-34
Oct. 27	- / -	at Virginia *	W 3-1	13-15, 15-8, 15-10, 15-13	Presberry-30	Schneider-17	McCarthy-63
Oct. 28	- / -	at Maryland *	L 0-3	5-15, 5-15, 11-15	Diamond-9	McCarthy-8	McCarthy-16
Oct. 31	- / 3	at Florida	L 0-3	4-15, 3-15, 2-15	Presberry-8	Three tied with-6	McCarthy-14
Nov. 3	- / -	vs. NC State *	L 0-3	16-18, 12-15, 8-15	Johnson-16	Three tied with-8	Preocanin-46
Nov. 4	- / -	vs. Duke *	L 0-3	10-15, 5-15, 9-15	Hawks/Johnson-9	Arnold-10	McCarthy-26
Nov. 7	- / -	vs. South Alabama	W 3-0	15-11, 15-4, 15-8	Schneider-15	McCarthy-9	McCarthy-31
Nov. 10	- / -	vs. Virginia *	W 3-0	15-9, 15-11, 15-12	Presberry-13	Diamond-8	McCarthy-39
Nov. 11	- / -	vs. Maryland *	L 1-3	15-5, 13-15, 11-15, 7-15	Schneider-19	Schneider-21	McCarthy-48
Nov. 16	- / -	at Clemson #	W 3-2	15-8, 6-15, 6-15, 16-14, 15-13	Schneider-25	Schneider-22	McCarthy-70
Nov. 17	- / -	vs. Maryland #	L 0-3	9-15, 11-15, 3-15	Presberry-15	Presberry-13	McCarthy-33

!-South Florida Classic (Tampa, FL)

@-Rhode Island Classic (Kingston, RI)

*-ACC match

#-ACC Tournament (Clemson, SC)



SEASON-BY-SEASON RESULTS

1996

Head Coach:	Cecile Reynaud
Overall Record:	12-19
Home Record:	9-6
Away Record:	3-9
Neutral Record:	0-4
Atlantic Coast Conference Record:	6-10

Date	FS/Opp.	Opponent	Result	Scores	FSU High Kills	FSU High Digs	FSU High Assists	
Aug. 30	-/-	vs. Florida Atlantic	W	3-0	15-5, 15-9, 15-7	Schneider-13	Presberry-14	Diamond-43
Aug. 31	-/-	vs. Florida Atlantic	W	3-0	15-1, 15-7, 15-3	Arnold-10	Presberry-9	Diamond-19
Sept. 6	-/-	vs. Southern Illinois !	L	2-3	11-15, 15-9, 15-11, 8-15, 10-15	Johnson-21	Presberry-18	Diamond-43
Sept. 7	-/-	vs. Miami (OH) !	L	0-3	13-15, 10-15, 14-16	Schneider-17	Presberry-9	McCarthy-45
Sept. 7	-/-	at Purdue	L	1-3	11-15, 15-6, 9-15, 4-15	Presberry/Schneider-13	McCarthy-39	Arnold-12
Sept. 10	-/-	vs. Jacksonville	W	3-1	13-15, 15-1, 15-6, 15-9	Schneider-26	McCarthy-17	McCarthy-51
Sept. 13	-/7	at Florida @	L	0-3	3-15, 11-15, 0-15	Schneider-10	McCarthy-12	McCarthy-28
Sept. 14	-/10	vs. UCLA @	L	0-3	2-15, 9-15, 13-15	Presberry-13	Arnold-9	Diamond-16
Sept. 14	-/-	vs. Ball State @	L	0-3	7-15, 8-15, 8-15	Presberry-8	Arnold-8	McCarthy-19
Sept. 21	-/-	at Maryland *	L	0-3	5-15, 4-15, 4-15	Presberry-12	Zulueta-10	Zulueta-20
Sept. 22	-/-	at Virginia *	L	1-3	15-13, 13-15, 9-15, 5-15	Presberry-17	Diamond-9	Zulueta-58
Sept. 27	-/-	vs. Clemson *	L	2-3	15-7, 15-8, 12-15, 10-15, 17-19	Presberry-17	Presberry-25	Zulueta-46
Sept. 29	-/-	vs. Georgia Tech *	L	1-3	11-15, 12-15, 15-11, 12-15	Presberry-25	Presberry-20	Zulueta-45
Oct. 1	-/-	at Auburn	L	0-3	3-15, 8-15, 12-15	Arnold-14	Diamond/Presberry-8	Diamond-24
Oct. 4	-/-	vs. Duke *	L	0-3	9-15, 10-15, 10-15	Presberry-17	Presberry-10	Diamond/Zulueta-18
Oct. 6	-/-	vs. Wake Forest *	W	3-1	10-15, 15-9, 15-6, 15-9	Presberry-22	Arnold/Presberry-13	Zulueta-43
Oct. 11	-/-	at Clemson	L	1-3	13-15, 16-14, 14-16, 5-15	Thornton-21	Schneider-24	Zulueta-65
Oct. 13	-/-	at Georgia Tech *	L	1-3	4-15, 15-9, 6-15, 6-15	Presberry/Schneider-14	Minko-10	Zulueta-44
Oct. 18	-/-	at North Carolina *	W	3-1	15-11, 16-14, 6-15, 15-8	Schneider-20	Presberry-16	Zulueta-51
Oct. 19	-/-	at NC State *	W	3-2	9-15, 7-15, 15-10, 15-10, 15-12	Presberry-26	Zulueta-24	Zulueta-70
Oct. 25	-/-	vs. North Carolina *	W	3-2	10-15, 15-8, 9-15, 15-7, 15-10	Thornton-23	Arnold/Zulueta-14	Zulueta-51
Oct. 27	-/-	vs. NC State *	W	3-1	15-11, 8-15, 15-13, 15-6	Schneider-31	Schneider-22	Zulueta-47
Oct. 29	-/-	vs. Jacksonville	W	3-0	15-3, 16-14, 15-2	Arnold-14	Dipert-6	Zulueta-25
Nov. 1	-/-	at Wake Forest *	W	3-0	15-12, 15-8, 15-7	Three tied with-12	Schneider-14	Zulueta-41
Nov. 3	-/-	at Duke *	L	1-3	15-13, 13-15, 5-15, 11-15	Presberry-25	Presberry-20	Zulueta-58
Nov. 8	-/-	vs. Virginia *	L	1-3	15-7, 11-15, 5-15, 10-15	Presberry-21	Arnold/Presberry-17	Zulueta-40
Nov. 10	-/24	vs. Maryland *	L	1-3	3-15, 12-15, 16-14, 13-15	Thornton-20	Schneider-25	Zulueta-47
Nov. 12	-/1	vs. Florida	L	0-3	11-15, 11-15, 8-15	Presberry-25	Arnold-10	McCarthy-30
Nov. 16	-/-	vs. Georgia	W	3-2	3-15, 2-15, 16-14, 15-12, 16-14	Schneider-20	Arnold/Schneider-14	McCarthy-48
Nov. 17	-/-	vs. Troy	W	3-0	15-1, 15-9, 15-6	Schneider-14	Presberry-9	McCarthy-32
Nov. 22	-/-	at Georgia Tech #	L	0-3	8-15, 12-15, 8-15	Thornton-12	Presberry-12	McCarthy-26

!-Purdue Tournament (West Lafayette, IN)

@-Florida Classic (Gainesville, FL)

*-ACC match

#-ACC Tournament (Atlanta, Ga.)

1997

Head Coach:	Cecile Reynaud
Overall Record:	25-9
Home Record:	13-3
Away Record:	7-4
Neutral Record:	5-2
Atlantic Coast Conference Record:	11-5

Date	FS/Opp.	Opponent	Result	Scores	FSU High Kills	FSU High Digs	FSU High Assists	
Aug. 29	-/-	vs. Boston College !	W	3-0	15-7, 15-4, 15-11	Presberry-12	Presberry-6	Bolten-26
Aug. 30	-/-	vs. Mississippi State !	W	3-0	15-5, 15-12, 15-8	Thornton-13	Bolten/Minko-10	Bolten-42
Aug. 30	-/-	vs. Purdue !	W	3-0	15-13, 15-7, 15-4	Presberry-11	Presberry-10	Bolten-32
Sept. 5	-/-	at Michigan @	W	3-1	7-15, 15-5, 15-6, 15-12	Presberry/Thornton-15	Schneider-18	Bolten-46
Sept. 6	-/-	vs. Montana @	W	3-0	15-8, 15-3, 15-8	Schneider-11	Bolten-9	Bolten-35
Sept. 6	-/-	vs. Eastern Michigan @	W	3-0	15-13, 15-10, 15-5	Schneider/Thornton-11	Presberry-22	Bolten-49
Sept. 10	-/-	vs. Georgia Southern	W	3-0	15-5, 15-0, 15-3	Presberry-10	Minko-6	Bolten-15
Sept. 12	-/-	vs. Florida Atlantic	W	3-0	15-3, 15-3, 15-7	Presberry/Thornton-11	Bolten-13	Bolten-31
Sept. 13	-/-	vs. Georgia State	W	3-0	15-11, 15-4, 15-6	Thornton-14	Bolten/Presberry-11	Bolten-41
Sept. 19	-/-	vs. Florida International #	W	3-0	15-9, 15-5, 15-4	Hawks-9	Bolten-9	Bolten-29
Sept. 19	-/-	at Florida Atlantic #	W	3-0	15-3, 15-7, 15-6	Presberry-13	Bolten-10	Bolten-44
Sept. 20	-/-	vs. Mercer #	W	3-0	15-9, 15-7, 15-7	Presberry-15	Three tied with-6	Bolten-40
Sept. 24	-/3	vs. Florida	L	0-3	11-15, 11-15, 10-15	Schneider-14	Bolten/Hemlepp-11	Bolten-40
Sept. 26	-/-	at North Carolina *	L	0-3	13-15, 6-15, 6-15	Presberry-15	Presberry-13	Bolten-36
Sept. 27	-/-	at NC State *	W	3-0	15-5, 15-8, 15-3	Schneider/Thornton-15	Hemlepp-11	Bolten-46
Oct. 3	-/-	vs. Clemson *	W	3-1	15-13, 14-16, 15-4, 15-13	Thornton-19	Minko-15	Bolten-62



SEASON-BY-SEASON RESULTS

Oct. 5	-/-	vs. Georgia Tech *	W 3-1	15-12, 15-9, 9-15, 16-14	Hemlepp-13	Schneider-21	Zulueta-39
Oct. 10	-/-	at Virginia *	W 3-1	15-8, 6-15, 15-6, 15-9	Hawks-17	Schneider-13	Zulueta-57
Oct. 12	-/18	at Maryland *	L 1-3	15-8, 8-15, 7-15, 12-15	Thornton-13	Zulueta-15	Zulueta-38
Oct. 16	-/-	vs. South Alabama	W 3-0	15-4, 15-3, 15-7	Thornton-12	Zulueta-8	Zulueta-34
Oct. 17	-/-	vs. Duke *	L 1-3	7-15, 15-8, 13-15, 11-15	Thornton-28	Schneider-21	Zulueta-60
Oct. 19	-/-	vs. Wake Forest *	W 3-1	11-15, 15-12, 15-6, 15-4	Schneider-18	Schneider-11	Zulueta-57
Oct. 25	-/-	at Georgia Tech *	L 1-3	13-15, 15-8, 9-15, 7-15	Schneider-19	Schneider-21	Bolten-48
Oct. 26	-/-	at Clemson *	W 3-1	5-15, 15-6, 15-5, 20-18	Schneider-18	Schneider-22	Bolten-65
Oct. 31	-/-	vs. North Carolina *	W 3-1	15-12, 9-15, 15-10, 15-13	Schneider/Werrick-20	Schneider-21	Bolten-75
Nov. 1	-/-	vs. NC State *	W 3-1	15-3, 10-15, 15-12, 15-6	Werrick-17	Schneider-22	Bolten-50
Nov. 4	-/4	at Florida	L 0-3	7-15, 5-15, 1-15	Schneider-9	Schneider-8	Bolten-25
Nov. 7	-/16	vs. Maryland *	L 1-3	13-15, 9-15, 15-10, 8-15	Werrick-15	Schneider-20	Bolten-48
Nov. 8	-/-	vs. Virginia *	W 3-0	15-5, 15-6, 15-6	Werrick-13	Werrick-14	Bolten-39
Nov. 15	-/-	at Wake Forest *	W 3-0	15-3, 15-10, 15-2	Schneider-11	Schneider-11	Bolten-35
Nov. 16	-/-	at Duke *	W 3-2	13-15, 15-7, 15-7, 14-16, 15-10	Hawks-21	Werrick-18	Bolten-64
Nov. 21	-/-	vs. Virginia \$	W 3-2	15-9, 9-15, 17-15, 13-15, 15-8	Hawks/Schneider-22	Bolten-24	Bolten-81
Nov. 22	-/-	vs. Georgia Tech \$	L 1-3	14-16, 10-15, 15-5, 6-15	Schneider-14	Werrick-15	Bolten-39
Dec. 5	-/-	vs. South Florida ^	L 2-3	15-8, 4-15, 13-15, 15-7, 9-15	Thornton-17	Werrick-22	Bolten-52

!-Florida State Classic (Tallahassee, FL)
@-Allsport Volleyball Classic (Ann Arbor, MI)
#-Florida Atlantic Tournament (Boca Raton, FL)
 *-ACC match
 \$-ACC Tournament (Raleigh, NC)
 ^-NCAA Tournament (Gainesville, FL)

1998

Head Coach:	Cecile Reynaud
Overall Record:	24-12
Home Record:	14-1
Away Record:	5-7
Neutral Record:	5-4
Atlantic Coast Conference Record:	11-5

Date	FS/Opp.	Opponent	Result	Scores	FSU High Kills	FSU High Digs	FSU High Assists
Sept. 4	24/-	vs. Southeastern Louisiana !	W 3-0	15-7, 15-11, 15-5	Thornton-14	Bolten-9	Bolten-43
Sept. 5	24/-	vs. Florida International !	W 3-0	15-10, 15-9, 15-5	Schneider-13	Werrick-8	Bolten-24
Sept. 5	24/-	vs. Northern Iowa !	W 3-2	15-11, 15-5, 8-15, 12-15, 15-12	Thornton-20	Werrick-20	Bolten-55
Sept. 8	22/-	vs. UCF !	W 3-0	15-6, 15-9, 15-6	Thornton-21	Hemlepp/Werrick-7	Bolten-42
Sept. 11	22/-	at South Florida @	W 3-0	15-11, 15-7, 15-6	Werrick-16	Bolten-18	Bolten-47
Sept. 12	22/-	vs. California @	W 3-0	16-14, 15-8, 15-10	Werrick-18	Schneider-12	Bolten-56
Sept. 12	22/-	vs. Utah State @	W 3-1	6-15, 15-4, 16-14, 15-12	Werrick-19	Bolten-12	Bolten-60
Sept. 18	19/4	at UC-Santa Barbara #	L 1-3	13-15, 17-19, 10-15	Werrick-17	Schneider-18	Bolten-44
Sept. 18	19/2	vs. Long Beach State #	L 0-3	7-15, 5-15, 4-15	Presberry-9	Bolten-9	Bolten-9
Sept. 19	19/-	vs. Pepperdine #	L 1-3	13-15, 8-15, 15-11, 11-15	Schneider-22	Schneider-11	Bolten-52
Sept. 19	19/-	vs. Santa Clara #	L 3-0	15-2, 15-9, 17-15	Thornton-20	Schneider-11	Bolten-50
Sept. 23	21/9	at Florida	L 1-3	15-5, 8-15, 11-15, 10-15			
Sept. 26	21/-	at Clemson *	L 2-3	5-15, 13-15, 15-6, 17-15, 13-15	Werrick-25	Werrick-21	Bolten-61
Sept. 27	21/-	at Georgia Tech *	L 1-3	12-15, 8-15, 15-8, 5-15	Schneider-22	Schneider-21	Bolten-64
Sept. 30	-/-	vs. Jacksonville	W 3-0	15-4, 15-5, 15-8	Schneider-10	Werrick-11	Bolten-18
Oct. 2	-/-	vs. Wake Forest *	W 3-2	7-15, 15-12, 3-15, 15-11, 15-7	Schneider-22	Presberry-15	Bolten-65
Oct. 3	-/-	vs. Duke *	W 3-0	15-8, 15-7, 15-9	Presberry-16	Presberry-13	Bolten-50
Oct. 9	-/-	at North Carolina *	L 1-3	15-6, 7-15, 11-15, 8-15	Thornton-16	Bolten-15	Bolten-52
Oct. 10	-/-	at NC State *	W 3-0	15-5, 15-13, 15-13	Thornton-19	Werrick-11	Bolten-60
Oct. 12	-/-	vs. Florida A&M	W 3-0	15-2, 15-6, 15-1	Thornton-14	Schneider-7	Bolten-37
Oct. 16	-/-	vs. Virginia *	W 3-0	15-1, 15-12, 15-5	Werrick-12	Bolten-10	Bolten-38
Oct. 18	-/-	vs. Maryland *	W 3-0	15-12, 15-2, 15-10	Schneider-15	Rickertsen-10	Bolten-52
Oct. 23	-/-	at Duke *	W 3-0	15-13, 15-12, 15-4	Thornton/Werrick-16	Schneider-14	Bolten-62
Oct. 24	-/-	at Wake Forest *	W 3-0	15-11, 15-10, 15-6	Thornton-15	Schneider-15	Bolten-44
Oct. 30	-/-	vs. Georgia Tech *	W 3-0	15-6, 16-14, 15-11	Presberry-15	Schneider/Werrick-10	Bolten-47
Nov. 1	-/-	vs. Clemson *	W 3-1	15-9, 15-5, 11-15, 15-11	Presberry-24	Rickertsen-22	Bolten-70
Nov. 3	-/-	vs. Florida	L 0-3	7-15, 12-15, 15-17	Presberry-20	Dipert-10	Bolten-53
Nov. 6	-/-	vs. NC State *	W 3-0	15-5, 15-4, 15-10	Schneider-15	Rickertsen-7	Bolten-39
Nov. 8	-/-	vs. North Carolina *	W 3-2	15-0, 12-15, 8-15, 15-6, 15-13	Schneider-22	Schneider-19	Bolten-66
Nov. 10	-/-	at Jacksonville	W 3-1	15-6, 13-15, 15-3, 15-8	Schneider/Presberry-16	Rickertsen-18	Bolten-51
Nov. 13	-/-	at Maryland *	L 2-3	12-15, 15-9, 15-5, 13-15, 14-16	Schneider-15	Presberry-14	Zulueta-42
Nov. 14	-/-	at Virginia *	L 2-3	7-15, 15-2, 11-15, 1-15, 19-21	Werrick-19	Rickertsen/Schneider-14	Bolten-52
Nov. 20	-/-	vs. Wake Forest \$	W 3-0	15-6, 15-11, 15-11	Werrick-13	Schneider-16	Bolten-46
Nov. 21	-/-	vs. Virginia \$	W 3-0	15-10, 15-12, 15-9	Schneider-18	Presberry/Werrick-19	Bolten-64
Nov. 22	-/-	vs. North Carolina \$	W 3-0	15-8, 15-1, 15-10	Schneider-15	Schneider-19	Bolten-48
Dec. 4	-/-	vs. Northern Illinois ^	L 1-3	15-10, 11-15, 10-15, 12-15	Crews/Schneider-16	Werrick-12	Bolten-58



SEASON-BY-SEASON RESULTS

I-Florida State Classic (Tallahassee, FL)
 @-South Florida Tournament (Tampa, FL)
 #-Santa Barbara Tournament (Santa Barbara, CA)
 *-ACC match
 \$-ACC Tournament (College Park, MD)
 ^-NCAA Tournament (Louisville, KY)

1999

Head Coach: Cecile Reynaud
 Overall Record: 8-23
 Home Record: 6-12
 Away Record: 2-9
 Neutral Record: 0-2
 Atlantic Coast Conference Record: 2-14

Date	FS/Opp.	Opponent	Result	Scores	FSU High Kills	FSU High Digs	FSU High Assists
Sept. 1	- / -	vs. Auburn	W 3-2	7-15, 17-15, 15-11, 6-15, 15-12	Thornton-19	Hibbard-17	Hibbard-46
Sept. 3	- / -	vs. South Carolina !	L 0-3	11-15, 8-15, 4-15	Bunch-13	Three tied with-4	Hibbard-27
Sept. 4	- / -	vs. Florida International !	W 3-0	15-3, 15-8, 15-13	Werrick-19	Werrick-5	Hibbard-21
Sept. 4	- / -	vs. Indiana !	L 0-3	6-15, 14-16, 4-15	Bunch-8	Werrick-9	Hibbard-17
Sept. 10	- / -	vs. Texas-Arlington @	L 1-3	15-10, 7-15, 13-15, 16-18	Werrick-27	Werrick-17	Hibbard-76
Sept. 11	- / -	vs. Santa Clara @	L 0-3	8-15, 4-15, 10-15	Werrick-14	Bunch-9	Hibbard-27
Sept. 11	- / -	at Northern Illinois @	W 3-0	15-3, 15-11, 15-9	Bunch-13	Hibbard/Werrick-10	Hibbard-41
Sept. 15	- / 9	vs. UC-Santa Barbara	L 0-3	3-15, 5-15, 6-15	Werrick-10	Hibbard-7	Hibbard-26
Sept. 17	- / -	vs. Florida Atlantic	W 3-0	15-11, 16-14, 15-13	Campbell-13	Werrick-10	Hibbard-37
Sept. 18	- / -	vs. Liberty	W 3-2	15-12, 13-15, 15-9, 14-16, 15-7	Thornton-22	Hibbard-22	Hibbard-64
Sept. 24	- / -	at Duke *	L 1-3	8-15, 11-15, 15-9, 8-15	Campbell-17	Ruiz-Azevedo-15	Hibbard-44
Sept. 25	- / -	at Wake Forest *	L 0-3	5-15, 18-20, 11-15	Thornton-14	Ruiz-Azevedo-15	Hibbard-39
Sept. 28	- / 4	vs. Florida	L 0-3	5-15, 4-15, 9-15			
Oct. 1	- / -	vs. Maryland *	L 1-3	6-15, 15-13, 8-15, 11-15	Thornton-23	Hibbard-13	Hibbard-50
Oct. 3	- / -	vs. Virginia *	L 2-3	15-9, 15-11, 14-16, 12-15, 10-15	Campbell-20	Werrick-18	Hibbard-65
Oct. 8	- / 13	at Clemson *	L 0-3	2-15, 5-15, 7-15	Werrick-13	Dipert/Hibbard-7	Hibbard-27
Oct. 9	- / -	at Georgia Tech *	L 0-3	7-15, 14-16, 7-15	Werrick-13	Three tied with-8	Hibbard-33
Oct. 11	- / -	vs. Florida A&M	W 3-0	15-12, 15-8, 15-9	Werrick-22	Werrick-8	Hibbard-48
Oct. 15	- / -	vs. North Carolina *	L 0-3	15-8, 15-8, 15-8	Werrick-9	Werrick-9	Werrick-21
Oct. 17	- / -	vs. NC State *	W 3-1	15-12, 16-14, 13-15, 15-0	Hibbard/Werrick-14	Werrick-16	Hibbard-46
Oct. 19	- / -	at Jacksonville	W 3-0	15-12, 15-2, 15-9	Thornton-16	Hibbard-12	Hibbard-35
Oct. 22	- / -	at Virginia *	L 0-3	8-15, 13-15, 5-15	Werrick-14	Hibbard/Werrick-9	Hibbard-38
Oct. 23	- / -	at Maryland *	L 0-3	9-15, 13-15, 3-15	Werrick-11	Werrick-15	Hibbard-30
Oct. 29	- / -	vs. Duke *	L 1-3	3-15, 15-7, 13-15, 11-15	Werrick-25	Werrick-20	Visser-50
Oct. 31	- / -	vs. Wake Forest *	L 0-3	11-15, 10-15, 6-15	Campbell-10	Dipert-9	Werrick-27
Nov. 5	- / 13	vs. Clemson *	L 1-3	15-11, 3-15, 8-15, 4-15	Campbell-13	Bunch/Dipert-14	Hibbard-27
Nov. 7	- / -	vs. Georgia Tech *	L 1-3	15-10, 5-15, 15-12, 15-2	Campbell-14	Hibbard-7	Hibbard-27
Nov. 9	- / 4	at Florida	L 0-3	3-15, 5-15, 4-15	Thornton-12	Three tied with-4	Hibbard-28
Nov. 12	- / 25	at North Carolina *	L 0-3	6-15, 5-15, 13-15	Campbell-13	Sevillano-4	Hibbard-28
Nov. 13	- / -	at NC State *	L 1-3	11-15, 15-12, 10-15, 8-15	Campbell-18	Hibbard-15	Hibbard-61
Nov. 19	- / 16	vs. Clemson \$	L 0-3	4-15, 5-15, 8-15	Campbell-13	Bunch-8	Hibbard-32

I-Florida State Classic (Tallahassee, FL)
 @-Northern Illinois Invitational (Delkalb, IL)
 *-ACC match
 \$-ACC Tournament (Orlando, FL)

2000

Head Coach: Cecile Reynaud
 Overall Record: 21-11
 Home Record: 15-5
 Away Record: 4-5
 Neutral Record: 2-1
 Atlantic Coast Conference Record: 9-7

Date	FS/Opp.	Opponent	Result	Scores	FSU High Kills	FSU High Digs	FSU High Assists
Sept. 1	- / -	vs. Southern Mississippi !	W 3-0	15-11, 15-2, 15-12	Sevillano-16	Pele/Werrick-8	Anderson-35
Sept. 1	- / -	vs. Florida Atlantic !	W 3-0	15-7, 15-1, 15-12	Campbell/Werrick-9	Werrick-12	Anderson-26
Sept. 2	- / -	vs. Charleston Southern !	W 3-0	15-8, 15-4, 15-4	Campbell-12	Pele-14	Anderson-37
Sept. 2	- / -	vs. Illinois !	W 3-0	15-11, 15-6, 15-6	Sevillano-19	Sevillano-10	Anderson-45
Sept. 5	- / -	vs. Alabama	W 3-2	6-15, 16-14, 15-5, 15-12, 15-13	Sevillano-21	Werrick-12	Anderson-50
Sept. 8	- / -	vs. Southeast Missouri State @	W 3-0	15-13, 15-11, 15-5	Three tied with-12	Sevillano-16	Anderson-51
Sept. 9	- / -	vs. UTEP @	W 3-2	15-11, 10-15, 13-15, 15-12, 15-13	Campbell-19	Frye-18	Anderson-58



SEASON-BY-SEASON RESULTS

Sept. 9	-/-	at Ball State @	L 1-3	8-15, 15-13, 11-15, 7-15	Sevillano-21	Frye-16	Anderson-76
Sept. 13	-/-	vs. Jacksonville	W 3-0	15-3, 15-6, 15-8	Campbell-16	Werrick-8	Hibbard-33
Sept. 15	-/-	vs. Samford #	W 3-0	15-2, 15-4, 15-4	Campbell-12	Azevedo/Bunch-4	Hibbard-21
Sept. 15	-/25	vs. Notre Dame #	L 1-3	10-15, 8-15, 15-8, 15-2	Campbell-17	Sevillano-9	Anderson-56
Sept. 16	-/-	vs. Florida A&M #	W 3-0	15-5, 15-6, 15-1	Frye-12	Hibbard-10	Hibbard-33
Sept. 19	-/-	vs. UCF	W 3-1	15-7, 14-16, 15-3, 15-7	Sevillano-18	Sevillano-12	Hibbard-53
Sept. 22	-/-	at Maryland *	L 2-3	15-6, 6-15, 13-15, 15-12, 13-15	Campbell-21	Sevillano-11	Hibbard-53
Sept. 23	-/-	at Virginia *	L 1-3	9-15, 16-14, 8-15, 6-15	Werrick-17	Werrick-18	Hibbard-55
Sept. 26	-/12	vs. Florida	L 1-3	8-15, 8-15, 16-14, 5-15	Campbell-12	Hibbard-9	Hibbard-38
Sept. 29	-/-	vs. NC State *	W 3-1	15-7, 9-15, 15-7, 15-10	Campbell-20	Sevillano-13	Hibbard-41
Oct. 1	-/-	vs. North Carolina *	L 2-3	9-15, 15-2, 15-6, 9-15, 13-15	Sevillano/Werrick-17	Werrick-17	Hibbard-56
Oct. 6	-/-	at Wake Forest *	W 3-0	15-12, 15-8, 16-14	Werrick-16	Azevedo-15	Hibbard-46
Oct. 7	-/-	at Duke *	L 2-3	19-17, 4-15, 8-15, 15-7, 8-15	Campbell-23	Sevillano-15	Hibbard-58
Oct. 11	-/-	vs. Florida A&M	W 3-0	15-5, 15-5, 15-1	Campbell-10	Frye/Pele-4	Hibbard-27
Oct. 13	-/-	vs. Georgia Tech *	L 2-3	15-9, 15-13, 6-15, 9-15, 10-15	Campbell-18	Werrick-10	Anderson-55
Oct. 15	-/-	vs. Clemson *	W 3-1	15-13, 15-6, 13-15, 15-8	Campbell-15	Hibbard-11	Hibbard-38
Oct. 20	-/-	at North Carolina *	L 1-3	10-15, 15-11, 10-15, 8-15	Werrick-15	Werrick-9	Anderson-42
Oct. 21	-/-	at NC State *	W 3-0	15-11, 15-10, 15-8	Werrick-17	Werrick-15	Hibbard-54
Oct. 27	-/-	vs. Virginia *	W 3-2	15-4, 13-15, 16-14, 7-15, 15-13	Bunch-23	Werrick-20	Anderson-35
Oct. 29	-/-	vs. Maryland *	W 3-0	15-10, 15-12, 15-3	Werrick-15	Werrick-13	Anderson-47
Nov. 3	-/-	vs. Wake Forest *	W 3-2	15-8, 1-15, 8-15, 15-7, 18-16	Campbell/Werrick-14	Anderson-20	Anderson-50
Nov. 5	-/-	vs. Duke *	L 1-3	15-6, 8-15, 11-15, 14-16			
Nov. 10	-/-	at Georgia Tech *	W 3-1	15-11, 15-5, 9-15, 15-10	Campbell-22	Three tied with-15	Anderson-64
Nov. 11	-/-	at Clemson *	W 3-1	15-4, 6-15, 15-6, 15-9	Bunch-16	Werrick-22	Anderson-42
Nov. 16	-/-	vs. Duke \$	L 1-3	14-16, 10-15, 15-4, 10-15	Campbell-16	Werrick-25	Anderson-49

!-Florida State Classic (Tallahassee, FL)
 @-Ball State Tournament (Muncie, IN)
 #-Lady Seminole Classic (Tallahassee, FL)
 *-ACC match
 \$-ACC Tournament (Winston-Salem, NC)

2001

Head Coach:	Cecile Reynaud
Overall Record:	17-12
Home Record:	9-3
Away Record:	5-6
Neutral Record:	3-3
Atlantic Coast Conference Record:	10-6

Date	FS/Opp.	Opponent	Result	Scores	FSU High Kills	FSU High Digs	FSU High Assists
Aug. 31	-/-	vs. Fresno State !	W 3-2	32-30, 37-35, 31-33, 30-32, 18-16	Campbell-29	Sevillano-17	Anderson-66
Sept. 1	-/-	vs. Northern Arizona !	L 2-3	22-30, 30-17, 30-20, 29-31, 13-15	Campbell-18	Frye-22	Anderson-46
Sept. 1	-/17	at Pepperdine !	L 0-3	21-30, 24-30, 29-31	Campbell/Sevillano-13	Omar-10	Anderson-32
Sept. 7	-/18	at Texas A&M @	L 0-3	25-30, 18-30, 19-30	Campbell-15	Frye-13	Anderson-34
Sept. 8	-/25	vs. Texas @	L 1-3	20-30, 34-32, 29-31, 21-30	Sevillano-19	Frye-17	Anderson-48
Sept. 18	-/-	vs. South Florida	L 1-3	29-31, 30-28, 24-30, 24-30	Campbell-21	Campbell-22	Anderson-53
Sept. 21	-/-	at Clemson *	W 3-1	30-23, 30-32, 30-26, 30-23	Campbell-20	Bunch-17	Anderson-65
Sept. 22	-/-	at Georgia Tech *	L 0-3	25-30, 26-30, 24-30	Campbell-13	Sevillano-10	Anderson-43
Sept. 28	-/-	vs. Maryland *	L 2-3	30-24, 28-30, 30-22, 24-30, 13-15	Campbell-22	Bunch-15	Anderson-60
Sept. 30	-/-	vs. Virginia *	W 3-0	30-21, 30-26, 30-15	Four tied with-12	Sevillano-14	Anderson-45
Oct. 2	-/-	vs. Miami	W 3-0	30-16, 30-16, 30-21	Campbell-14	Bunch-12	Anderson-42
Oct. 5	-/-	at North Carolina *	L 2-3	22-30, 28-30, 30-20, 34-32, 13-15	Campbell-17	Campbell-17	Anderson-55
Oct. 6	-/-	at NC State *	W 3-1	28-30, 30-13, 30-16, 30-14	Bunch-16	Bunch-10	Anderson-45
Oct. 9	-/-	vs. Florida A&M	W 3-1	30-19, 31-33, 30-19, 32-30	Sevillano-18	Sevillano-16	Anderson-49
Oct. 12	-/-	vs. Duke *	L 0-3	25-30, 23-30, 24-30	Campbell/Frye-7	Omar-10	Anderson-29
Oct. 14	-/-	vs. Wake Forest *	W 3-0	31-29, 30-22, 30-25	Sevillano-15	Bunch/Sevillano-8	Anderson-43
Oct. 19	-/-	at Virginia *	W 3-1	26-30, 30-20, 30-26, 30-21	Campbell-18	Bunch-19	Anderson-50
Oct. 20	-/-	at Maryland *	W 3-2	30-28, 29-31, 30-27, 25-30, 15-9	Campbell-29	Anderson-16	Anderson-63
Oct. 23	-/-	at Jacksonville	W 3-0	30-17, 30-21, 30-19	Campbell-20	Bunch/Frye-10	Anderson-43
Oct. 26	-/-	vs. Clemson *	W 3-0	30-28, 30-23, 30-14	Bunch-16	Sevillano-13	Anderson-42
Oct. 28	-/-	vs. Georgia Tech *	W 3-2	25-30, 21-30, 30-24, 30-26, 15-12	Campbell-22	Anderson-14	Anderson-43
Nov. 2	-/-	at Duke *	L 1-3	27-30, 28-30, 30-20, 28-30	Campbell-19	Sevillano-14	Anderson-54
Nov. 3	-/-	at Wake Forest *	L 2-3	30-21, 30-26, 28-30, 27-30, 8-15	Campbell-20	Sevillano-17	Anderson-55
Nov. 6	-/-	vs. UCF	W 3-1	30-16, 27-30, 30-17, 30-22	Campbell-17	Sevillano-16	Anderson-47
Nov. 9	-/-	vs. North Carolina *	W 3-0	30-20, 30-28, 30-24	Campbell-17	Bunch-12	Anderson-43
Nov. 11	-/-	vs. NC State *	W 3-0	30-16, 30-15, 30-25	Bunch-20	Sevillano-8	Anderson-45
Nov. 15	-/-	vs. Wake Forest \$	W 3-0	30-23, 30-26, 30-27	Campbell-17	Bunch-10	Anderson-46
Nov. 17	-/-	vs. Duke \$	W 3-1	32-30, 30-21, 13-30, 30-20	Campbell-19	Frye/Sevillano-10	Anderson-57
Nov. 18	-/-	vs. North Carolina \$	L 1-3	20-30, 27-30, 30-28, 23-30	Campbell-18	Sevillano-20	Anderson-55

!-Pepperdine Tournament (Malibu, CA)



SEASON-BY-SEASON RESULTS

@-Texas A&M Tournament (College Station, TX)

*-ACC match

§-ACC Tournament (Tallahassee, FL)

2002

Head Coach:	Todd Kress
Overall Record:	21-13
Home Record:	12-2
Away Record:	5-8
Neutral Record:	4-3
Atlantic Coast Conference Record:	10-6

Date	FS/Opp.	Opponent	Result	Scores	FSU High Kills	FSU High Digs	FSU High Assists	
Aug. 30	- / -	at Illinois State !	L	0-3	27-30, 30-32, 24-30	Frye-12	Rust-9	Anderson-39
Aug. 31	- / -	vs. Alabama !	L	1-3	26-30, 30-27, 30-19, 30-28	Frye-12	Orlowski-9	Anderson-31
Aug. 31	- / -	vs. Marshall !	W	3-0	32-30, 30-23, 30-21	Sevillano-12	Bunch/Orlowski-8	Anderson-39
Sept. 4	- / -	vs. Jacksonville	W	3-0	30-21, 30-19, 30-23	Bunch-11	Anderson-7	Anderson-34
Sept. 10	- / -	vs. Oregon	W	3-0	30-23, 30-28, 30-28	Frye-17	Anderson/Bunch-6	Anderson-46
Sept. 13	- / -	vs. Miami @	L	2-3	30-28, 30-25, 29-31, 30-32, 10-15	Sevillano-28	Orlowski-18	Anderson-67
Sept. 13	- / -	at Florida International @	W	3-2	30-18, 30-26, 32-34, 28-30, 15-13	Sevillano-15	Orlowski-12	Anderson-52
Sept. 14	- / -	vs. IUPUI @	W	3-0	30-20, 30-23, 30-18	Three tied with-9	Orlowski-15	Anderson-40
Sept. 20	- / -	vs. Louisiana-Lafayette #	W	3-2	30-27, 20-30, 21-30, 30-26, 15-13	Sevillano-17	Three tied with-8	Anderson-53
Sept. 20	- / -	vs. LSU #	W	3-2	22-30, 30-24, 30-24, 27-30, 15-13	Frye-21	Orlowski-11	Anderson-71
Sept. 21	- / -	vs. Brown #	W	3-0	30-25, 30-25, 30-19	Sevillano-14	Orlowski-9	Anderson-43
Sept. 24	- / 3	at Florida	L	1-3	30-25, 24-30, 18-30, 26-30	Bunch/Frye-16	Frye-12	Anderson-52
Sept. 27	- / -	vs. Wake Forest *	W	3-1	30-20, 28-30, 30-23, 30-18	Frye-20	Anderson-10	Anderson-56
Sept. 28	- / -	vs. Duke *	W	3-1	19-30, 31-29, 30-25, 30-19	Frye-19	Frye-12	Anderson-52
Oct. 5	- / -	at Clemson *	L	2-3	23-30, 30-28, 28-30, 30-25, 15-17	Frye-20	Sevillano-13	Anderson-71
Oct. 6	- / 23	at Georgia Tech *	L	2-3	23-30, 18-30, 31-29, 32-30, 12-15	Frye-22	Pele-12	Anderson-58
Oct. 11	- / -	vs. Virginia *	W	3-1	30-23, 23-30, 30-16, 30-27	Bunch-19	Pele-14	Anderson-52
Oct. 12	- / -	vs. Maryland *	W	3-2	29-31, 30-27, 30-27, 25-30, 16-14	Bunch-19	Sevillano/Pele-15	Anderson-64
Oct. 16	- / -	vs. Florida A&M	W	3-0	30-25, 30-22, 30-22	Frye-14	Frye-9	Anderson-39
Oct. 19	- / -	at Duke *	L	0-3	23-30, 20-30, 28-30	Frye-14	Frye-14	Anderson-40
Oct. 20	- / -	at Wake Forest *	W	3-1	32-34, 30-18, 30-25, 30-26	Frye-16	Pele-17	Anderson-62
Oct. 25	- / -	vs. NC State *	W	3-0	30-19, 30-20, 30-21	Carr-12	Anderson/Frye-6	Anderson-39
Oct. 27	- / 11	vs. North Carolina *	W	3-2	26-30, 26-30, 30-27, 30-22	Carr/Sevillano-17	Frye/Omar-12	Anderson-64
Oct. 29	- / -	at South Florida	L	2-3	30-23, 28-30, 28-30, 30-27, 4-15	Frye-20	Frye/Pele-15	Anderson-59
Nov. 2	- / -	at Maryland *	W	3-1	30-25, 20-30, 30-23, 30-27	Frye-16	Sevillano-16	Anderson-58
Nov. 3	- / -	at Virginia *	W	3-0	30-24, 30-13, 30-25	Frye/Hough-12	Anderson-12	Anderson-43
Nov. 8	- / 24	vs. Georgia Tech *	L	0-3	26-30, 26-30, 16-30	Bunch-13	Frye/Sevillano-7	Anderson-35
Nov. 9	- / -	vs. Clemson *	L	1-3	30-24, 28-30, 28-30, 30-26	Sevillano-22	Frye-9	Anderson-63
Nov. 15	- / -	at NC State *	W	3-0	30-24, 30-18, 30-19	Sevillano-16	Omar/Sevillano-12	Anderson-55
Nov. 16	- / 12	at North Carolina *	L	0-3	22-30, 22-30, 21-30	Bunch/Hough-9	Frye-10	Anderson-36
Nov. 22	- / -	vs. Clemson §	W	3-2	29-31, 30-23, 30-28, 30-32, 17-15	Bunch-28	Sevillano-18	Anderson-87
Nov. 23	- / 12	vs. North Carolina §	W	3-0	30-23, 30-25, 30-23	Bunch-21	Frye-13	Anderson-51
Nov. 24	- / 20	at Georgia Tech §	L	1-3	23-30, 23-30, 30-23, 19-30	Frye-13	Sevillano-15	Anderson-41
Dec. 6	- / -	vs. South Florida ^	L	0-3	21-30, 19-30, 28-30	Bunch-12	Anderson/Pele-7	Anderson-33

!-Illinois State Tournament (Normal, IL)

@-Florida International Tournament (Miami, FL)

#-Florida State Invitational (Tallahassee, FL)

*-ACC match

§-ACC Tournament (Atlanta, GA)

^-NCAA Tournament (Gainesville, FL)

2003

Head Coach:	Todd Kress
Overall Record:	16-17
Home Record:	10-5
Away Record:	2-9
Neutral Record:	4-3
Atlantic Coast Conference Record:	5-11

Date	FS/Opp.	Opponent	Result	Scores	FSU High Kills	FSU High Digs	FSU High Assists	
Aug. 29	- / -	vs. Florida Atlantic !	W	3-0	30-21, 30-23, 30-21	Rust-15	Anderson/Omar-10	Anderson-31
Aug. 29	- / 15	vs. Kansas State !	L	0-3	19-30, 24-30, 20-30	Carr-9	Omar-13	Anderson-20
Aug. 30	- / -	vs. Michigan !	W	3-1	30-22, 30-25, 21-30, 30-21	Carr-10	Carr/McLaughlin-8	Anderson-22
Sept. 5	- / -	vs. Louisiana Tech @	W	3-0	30-18, 30-28, 30-25	Carr-15	McLaughlin-7	Anderson-30
Sept. 5	- / -	vs. Arkansas State @	W	3-1	30-21, 29-31, 30-23, 34-32	McLaughlin-18	Anderson/Pele-16	Anderson-46
Sept. 6	- / 8	vs. Pepperdine @	L	0-3	20-30, 23-30, 24-30	Carr-9	Griffin-9	Skower-14



SEASON-BY-SEASON RESULTS

Sept. 12	-/-	vs. St. Mary's College #	L 2-3	16-30, 24-30, 30-26, 30-27, 10-15	Hill-15	Pele-13	Skower-45
Sept. 13	-/-	vs. Houston #	W 3-1	23-30, 30-24, 30-20, 30-21	Santos-14	Pele-11	Anderson-33
Sept. 13	-/-	at UC-Irvine #	L 2-3	30-28, 27-30, 27-30, 30-24, 7-15	McLaughlin-18	McLaughlin-12	Anderson-27
Sept. 19	-/-	vs. Jacksonville %	W 3-0	30-12, 30-28, 30-12	Rust-17	Pele-11	Anderson-24
Sept. 19	-/-	vs. Miami %	W 3-1	30-28, 28-30, 30-26, 30-25	McLaughlin-16	Pele-12	Skower-23
Sept. 20	-/-	vs. Eastern Kentucky %	W 3-1	30-23, 30-23, 30-23	Carr-14	Griffin-12	Skower-19
Sept. 26	-/-	at NC State *	W 3-1	30-28, 27-30, 30-28, 30-21	Griffin/McLaughlin-13	McLaughlin-19	Anderson-37
Sept. 27	-/-	at North Carolina *	L 2-3	14-30, 30-28, 30-27, 22-30, 9-15	Anthony/Griffin-16	Pele-22	Anderson-55
Oct. 3	-/-	vs. Duke *	L 0-3	24-30, 27-30, 29-31	Rust-14	McLaughlin-8	Anderson-24
Oct. 4	-/-	vs. Wake Forest *	L 1-3	18-30, 30-27, 19-30, 23-30	McLaughlin-10	Pele-14	Anderson-20
Oct. 10	-/-	at Virginia *	L 1-3	28-30, 31-29, 25-30, 28-30	McLaughlin-15	Pele-18	Anderson-47
Oct. 11	-/-	at Maryland *	L 0-3	12-30, 20-30, 27-30	McLaughlin-10	Pele-7	Anderson-21
Oct. 14	-/-	at UCF	W 3-1	31-29, 28-30, 32-30, 30-27	Griffin-18	Pele-16	Skower-29
Oct. 17	-/-	vs. Clemson *	W 3-2	30-21, 22-30, 20-30, 30-27, 15-6	McLaughlin-18	Pele-21	Anderson-32
Oct. 18	-/4	vs. Georgia Tech *	L 0-3	30-32, 24-30, 22-30	Rust-11	McLaughlin-11	Anderson-21
Oct. 24	-/-	at Duke *	L 1-3	31-29, 23-30, 19-30, 23-30	Carr-14	Pele-21	Anderson-22
Oct. 25	-/-	at Wake Forest *	L 0-3	28-30, 26-30, 21-30	McLaughlin-16	McLaughlin-7	Skower-19
Oct. 29	-/-	vs. South Florida	W 3-0	30-23, 30-25, 30-20	Rust-18	McLaughlin/Pele-7	Anderson-31
Oct. 31	-/-	vs. North Carolina *	W 3-0	30-21, 30-27, 30-25	McLaughlin-14	Pele-16	Skower-24
Nov. 1	-/-	vs. NC State *	W 3-0	30-19, 30-27, 30-14	Carr-13	Three tied with-6	Anderson-36
Nov. 7	-/-	at Clemson *	L 1-3	30-25, 22-30, 21-30, 25-30	Anthony-15	Pele/Rust-12	Anderson-29
Nov. 8	-/7	at Georgia Tech *	L 0-3	16-30, 29-31, 22-30	Rust-16	McLaughlin/Rust-11	Anderson-21
Nov. 14	-/-	vs. Maryland *	L 2-3	30-27, 30-22, 27-30, 20-30, 16-18	Anthony/Rust-17	Pele-11	Anderson-30
Nov. 16	-/-	vs. Virginia *	W 3-2	30-20, 13-30, 20-30, 30-19, 15-12	Carr-15	Pele-15	Anderson/Skower-25
Nov. 20	-/-	vs. NC State \$	W 3-0	30-22, 30-23, 30-20	Rust-19	Pele-17	Anderson-23
Nov. 21	-/6	vs. Georgia Tech \$	L 1-3	23-30, 31-29, 19-30, 27-30	McLaughlin-14	Rust-19	Anderson-24
Nov. 28	-/-	at Georgia ^	L 1-3	23-30, 26-30, 30-28, 28-30	Rust-20	Rust-14	Anderson-33

!-FSU Invitational (Tallahassee, FL)

@-Century Telephone/R. Beasley Tournament (San Marcos, TX)

#-Sunset Classic (Irvine, CA)

%-FSU Classic (Tallahassee, FL)

*-ACC match

\$-ACC Tournament (Orlando, FL)

^-NCAA Tournament (Athens, GA)

2004

Head Coach:	Todd Kress
Overall Record:	18-11
Home Record:	11-5
Away Record:	5-5
Neutral Record:	2-1
Atlantic Coast Conference Record:	9-7

Date	FS/Opp.	Opponent	Result	Scores	FSU High Kills	FSU High Digs	FSU High Assists
Sept. 3	-/-	vs. Sam Houston State !	W 3-2	25-30, 24-30, 30-25, 30-18, 15-12	Rust-14	Weissing-14	Skower-55
Sept. 3	-/-	vs. Stetson !	W 3-0	30-14, 30-11, 30-13	Rust-12	Griffin/Weissing-8	Skower-37
Sept. 4	-/-	vs. South Alabama !	W 3-0	30-17, 30-22, 30-13	Am. Santos-12	Weissing-10	Skower-43
Sept. 10	-/-	vs. Oakland @	W 3-0	30-17, 30-21, 30-19	Am. Santos-9	Skower-12	Skower-34
Sept. 11	-/-	vs. Eastern Michigan @	W 3-0	30-22, 30-28, 33-31	Carr-11	McLaughlin/Weissing-13	Skower-50
Sept. 11	-/-	at Michigan @	L 0-3	25-30, 22-30, 21-30	Am. Santos-8	Weissing-11	Skower-30
Sept. 14	-/5	vs. Florida	L 1-3	30-27, 16-30, 23-30, 18-30	Rust-12	Three tied with-11	Skower-43
Sept. 17	-/-	vs. George Mason #	L 2-3	27-30, 32-30, 30-28, 23-30, 13-15	Rust-15	Rust-16	Skower-57
Sept. 18	-/-	vs. Troy #	W 3-0	30-20, 30-13, 30-18	Anthony-13	McLaughlin-10	Hill-36
Sept. 19	-/-	vs. Winthrop	W 3-1	30-23, 27-30, 30-24, 30-19	Rust-13	Weissing-17	Skower-51
Sept. 23	-/-	at Virginia Tech *	L 2-3	30-23, 30-27, 29-31, 29-31, 9-15	Am. Santos-18	Weissing-21	Skower-47
Sept. 24	-/-	at Miami *	L 0-3	28-30, 29-31, 24-30	An. Santos-9	Weissing-13	Skower-44
Oct. 1	-/-	vs. Duke *	L 2-3	37-35, 27-30, 30-23, 26-30, 13-15	McLaughlin-17	Weissing-17	Skower-54
Oct. 2	-/-	vs. Wake Forest *	W 3-0	30-20, 41-39, 30-26	Rust-17	Weissing-19	Skower-46
Oct. 8	-/-	at Maryland *	W 3-1	26-30, 30-19, 30-25, 30-28	Rust-19	Rust-15	Skower-58
Oct. 9	-/-	at Virginia *	L 1-3	26-30, 22-30, 30-27, 26-30	Scott-14	Weissing/Rust-9	Skower-53
Oct. 12	-/-	vs. UCF	W 3-0	30-12, 30-25, 30-21	Rust-13	Weissing-12	Skower-34
Oct. 15	-/-	vs. North Carolina *	W 3-1	30-27, 30-25, 27-30, 30-28	Rust-29	Weissing-23	Skower-66
Oct. 17	-/-	vs. NC State *	W 3-0	30-7, 30-23, 30-23	Rust-10	Skower/Rust-6	Skower-32
Oct. 20	-/-	vs. Miami *	L 2-3	30-19, 21-30, 24-30, 30-27, 10-15	Three tied with-14	Rust-15	Skower-54
Oct. 22	-/-	vs. Virginia Tech *	W 3-0	30-17, 30-14, 30-19	Rust-12	Griffin/Weissing-10	Skower-28
Oct. 29	-/-	at Georgia Tech *	L 1-3	23-30, 28-30, 31-29, 25-30	Rust-23	Weissing-20	Skower-50
Oct. 30	-/-	at Clemson *	W 3-1	30-28, 30-32, 31-29, 30-25	Rust-20	Weissing-21	Skower-66
Nov. 2	-/-	at South Florida	W 3-0	30-24, 30-27, 30-19	Am. Santos/Anthony-12	Skower-7	Skower-42
Nov. 5	-/-	vs. Virginia *	W 3-2	25-30, 30-27, 23-30, 30-27, 15-12	Rust-18	Weissing-26	Skower-63
Nov. 7	-/-	vs. Maryland *	L 2-3	30-26, 30-19, 24-30, 24-30, 10-15	Rust-15	Hill-15	Skower-56



SEASON-BY-SEASON RESULTS

Nov. 12	- / -	at NC State *	W 3-0	30-28, 30-20, 30-15	Scott-14	Weissing-15	Skower-46
Nov. 13	- / -	at North Carolina *	W 3-1	30-27, 30-21, 28-30, 30-19	Rust-17	Weissing-32	Skower-67
Nov. 19	- / -	vs. North Carolina \$	L 0-3	17-30, 31-33, 24-30	Carr-11	Rust-12	Skower-43

!-FSU Invitational (Tallahassee, FL)
 @-Michigan/Pepsi Classic (Ann Arbor, MI)
 #-FSU Classic (Tallahassee, FL)
 *-ACC match
 \$-ACC Tournament (Charlottesville, Va.)

2005

Head Coach:	Todd Kress
Overall Record:	13-17
Home Record:	7-8
Away Record:	6-7
Neutral Record:	0-2
Atlantic Coast Conference Record:	11-11

Date	FS/Opp.	Opponent	Result	Scores	FSU High Kills	FSU High Digs	FSU High Assists
Sept. 2	- / -	vs. Mercer !	W 3-0	30-24, 30-14, 30-23	Royster-Crockett-16	Weissing-13	Skower-22
Sept. 2	- / -	vs. South Carolina !	L 1-3	21-30, 30-22, 17-30, 23-30	Rust-15	Royster-Crockett-14	Tomic-25
Sept. 3	- / -	vs. Pittsburgh !	L 2-3	30-19, 16-30, 25-30, 30-24, 13-15	Rust-19	Weissing-27	Tomic-30
Sept. 9	- / 24	at Kansas State @	L 0-3	24-30, 17-30, 22-30	Rust-7	Weissing-7	Skower-20
Sept. 10	- / 5	vs. Minnesota @	L 0-3	22-30, 26-30, 15-30	Scott-7	Weissing-14	Skower-29
Sept. 10	- / -	vs. Houston @	L 2-3	26-30, 30-28, 28-30, 30-23, 10-15	Rust-21	Weissing-16	Skower-72
Sept. 14	- / -	vs. South Florida	W 3-1	23-30, 30-22, 30-25, 30-28	Royster-Crockett-15	Royster-Crockett-15	Skower-51
Sept. 19	- / 6	at Florida	L 0-3	20-30, 23-30, 16-30	Rust-9	Weissing-14	Skower-23
Sept. 23	- / -	at Maryland *	L 0-3	17-30, 15-30, 23-30	Rust-10	Weissing-9	Skower-27
Sept. 24	- / -	at Boston College *	W 3-1	30-24, 25-30, 30-25, 30-28	Rust-16	Weissing-23	Skower-55
Sept. 30	- / -	vs. Georgia Tech *	L 2-3	30-27, 27-30, 30-19, 27-30, 12-15	An. Santos-17	Rust/Weissing-13	Skower-54
Oct. 2	- / -	vs. Clemson *	L 2-3	30-23, 30-32, 28-30, 30-20, 13-15	An. Santos/Rust-16	Weissing-28	Skower-57
Oct. 7	- / -	at North Carolina *	L 1-3	28-30, 33-31, 21-30, 27-30	An. Santos-15	Weissing-21	Skower-48
Oct. 8	- / -	at NC State *	W 3-0	30-24, 30-23, 30-28	Rust-16	Weissing-16	Skower-46
Oct. 11	- / -	vs. Miami *	L 1-3	36-34, 21-30, 26-30, 29-31	Scott-14	Rust-14	Skower-48
Oct. 14	- / -	vs. Virginia Tech *	W 3-0	30-22, 30-16, 30-25	An. Santos-16	Rust-14	Skower-45
Oct. 15	- / -	vs. Virginia *	L 1-3	23-30, 30-23, 24-30, 18-30	Scott/Royster-Crockett-11	Weissing-23	Skower-33
Oct. 20	- / -	at Duke *	L 0-3	21-30, 23-30, 28-30	An. Santos-11	Weissing-15	Skower-16
Oct. 21	- / -	at Wake Forest *	L 0-3	26-30, 29-31, 24-30	An. Santos-14	Weissing-20	Tomic-20
Oct. 28	- / -	vs. Boston College *	W 3-2	30-17, 27-30, 30-23, 30-32, 15-7	An. Santos-20	Weissing-30	Tomic-30
Oct. 30	- / -	vs. Maryland *	L 1-3	27-30, 25-30, 30-14, 22-30	Thompson-17	Griffin-10	Skower-33
Nov. 4	- / -	at Clemson *	W 3-1	30-27, 17-30, 30-26, 30-22	Thompson-20	Weissing-18	Tomic-26
Nov. 5	- / -	at Georgia Tech *	W 3-0	30-24, 30-25, 30-25	Rust-11	Weissing-19	Tomic-20
Nov. 11	- / -	at Virginia *	L 2-3	18-30, 30-26, 30-27, 28-30, 9-15	An. Santos-21	Weissing-23	Tomic-36
Nov. 12	- / -	at Virginia Tech *	W 3-0	30-14, 30-23, 30-23	Rust-14	Weissing-14	Tomic-25
Nov. 15	- / -	at Miami *	W 3-2	24-30, 31-29, 30-32, 34-32, 15-13	An. Santos-20	Weissing-21	Skower-42
Nov. 18	- / -	vs. NC State *	W 3-0	30-27, 30-24, 30-19	An. Santos-17	Weissing-10	Skower-21
Nov. 20	- / -	vs. North Carolina *	W 3-2	27-30, 24-30, 30-24, 30-27, 19-17	An. Santos-18	Weissing-28	Tomic-35
Nov. 23	- / -	vs. Duke *	L 2-3	30-28, 23-30, 30-19, 19-30, 8-15	Thompson-14	Weissing-20	Tomic-26
Nov. 25	- / -	vs. Wake Forest *	W 3-0	30-25, 30-26, 30-28	Thompson-20	Rust-14	Skower-27

!-FSU Invitational (Tallahassee, FL)
 @-Varney's Kansas State Invitational (Manhattan, KS)
 *-ACC match

2006

Head Coach:	Todd Kress
Overall Record:	19-12
Home Record:	9-6
Away Record:	9-4
Neutral Record:	1-2
Atlantic Coast Conference Record:	13-9

Date	FS/Opp.	Opponent	Result	Scores	FSU High Kills	FSU High Digs	FSU High Assists
Aug. 25	- / -	vs. Mississippi Valley State	W 3-0	30-13, 30-10, 30-18	Three tied with-9	Tomic/Weissing-7	Tomic-24
Aug. 25	- / -	at Mercer	W 3-0	30-18, 30-28, 30-17	Wessel-12	Weissing-14	Tomic-38
Sept. 1	- / -	vs. Stetson !	W 3-0	30-20, 30-14, 30-13	Thompson-17	Weissing-11	Baker-28
Sept. 2	- / -	vs. South Alabama !	W 3-0	30-18, 30-17, 30-13	Wessel-13	Weissing-11	Tomic-23
Sept. 2	- / -	vs. Eastern Illinois !	W 3-0	30-12, 30-23, 30-24	Griffin-12	Weissing-16	Tomic-31
Sept. 8	- / 10	vs. Southern Cal @	L 0-3	22-30, 22-30, 26-30	Barry-11	Weissing-12	Tomic-35
Sept. 8	- / -	vs. St. John's @	L 1-3	30-25, 26-30, 23-30, 26-30	Thompson-16	Weissing-13	Tomic-39



SEASON-BY-SEASON RESULTS

Sept. 9	- / -	at South Carolina @	W 3-2	30-28, 21-30, 30-17, 28-30, 15-13	Thompson-21	Griffin-9	Tomic-56
Sept. 12	- / 6	vs. Florida	L 1-3	26-30, 30-27, 24-30, 24-30	Thompson-15	Weissing-16	Tomic-49
Sept. 19	- / -	at Miami *	W 3-2	27-30, 30-24, 22-30, 30-12, 15-12	Wessel-19	Weissing-18	Tomic-57
Sept. 22	- / -	vs. Maryland *	W 3-0	30-12, 30-28, 30-24	Thompson-16	Weissing-20	Tomic-49
Sept. 24	- / -	vs. Boston College *	W 3-1	30-24, 20-30, 30-21, 30-22	Thompson-16	Griffin-13	Tomic-53
Sept. 29	- / -	at Georgia Tech *	W 3-2	30-23, 32-30, 15-30, 27-30, 15-9	Thompson-18	Weissing-14	Tomic-57
Sept. 30	- / -	at Clemson *	L 0-3	30-32, 27-30, 30-32	Thompson-18	Weissing-23	Tomic-45
Oct. 6	- / -	vs. North Carolina *	W 3-0	30-23, 30-27, 30-21	Thompson-14	Weissing-18	Tomic-38
Oct. 7	- / -	vs. NC State *	W 3-0	30-5, 30-20, 30-21	Barry-12	Weissing-17	Tomic-37
Oct. 13	- / -	at Virginia Tech *	W 3-1	30-25, 30-26, 26-30, 31-29	Thompson-23	Weissing-22	Tomic-55
Oct. 14	- / -	at Virginia *	W 3-0	30-26, 30-27, 32-30	Barry/BonSalle-13	Weissing-13	Tomic-47
Oct. 17	- / -	vs. Miami *	L 2-3	30-27, 30-16, 22-30, 28-30, 9-15	Thompson-21	Weissing-10	Tomic-48
Oct. 20	- / -	vs. Wake Forest *	W 3-0	30-21, 30-20, 30-24	Thompson-16	Weissing-15	Tomic-42
Oct. 22	- / -	vs. Duke *	L 0-3	21-30, 20-30, 27-30	Thompson-8	Weissing-11	Tomic-22
Oct. 27	- / -	at Boston College *	W 3-0	30-21, 30-27, 30-15	Skower-14	Weissing-15	Tomic-30
Oct. 29	- / -	at Maryland *	L 2-3	28-30, 30-23, 30-24, 19-30, 13-15	Thompson-19	Weissing-20	Tomic-57
Nov. 3	- / -	vs. Clemson *	L 0-3	16-30, 21-30, 21-30	Three tied with-8	Weissing-13	Tomic-20
Nov. 5	- / -	vs. Georgia Tech *	L 1-3	30-27, 26-30, 25-30, 26-30	Barry-16	Weissing-14	Baker-57
Nov. 10	- / -	vs. Virginia *	L 2-3	28-30, 22-30, 30-23, 30-24, 14-16	Thompson-26	Tomic-19	Tomic-47
Nov. 12	- / -	vs. Virginia Tech *	W 3-0	30-13, 30-26, 30-23	Thompson-13	Crawford-8	Tomic-35
Nov. 16	- / -	at North Carolina *	L 0-3	27-30, 26-30, 32-34	BonSalle-14	Weissing-23	Tomic-37
Nov. 17	- / -	at NC State *	W 3-1	26-30, 30-18, 30-15, 33-31	Thompson-24	Weissing-37	Tomic-55
Nov. 21	- / -	at Wake Forest *	W 3-0	30-16, 30-28, 30-18	Thompson-14	Weissing-13	Tomic-39
Nov. 22	- / 25	at Duke *	L 0-3	23-30, 24-30, 29-31	Griffin-11	Weissing-17	Tomic-29

!-FSU Invitational (Tallahassee, FL)

@-Gamecock Invitational (Columbia, SC)

*-ACC match

2007

Head Coach:	Todd Kress
Overall Record:	16-14
Home Record:	10-2
Away Record:	4-9
Neutral Record:	2-3
Atlantic Coast Conference Record:	13-9

Date	FS/Opp.	Opponent	Result	Scores	FSU High Kills	FSU High Digs	FSU High Assists
Aug. 25	- / -	vs. UNC Asheville !	W 3-0	30-11, 30-23, 30-22	Djuric-19	Weissing-12	Rosenthal-41
Aug. 25	- / -	vs. TCU !	W 3-1	30-25, 23-30, 30-16, 30-27	Djuric-19	Weissing-13	Rosenthal-58
Aug. 31	- / -	vs. Missouri State @	L 2-3	23-30, 27-30, 30-24, 30-17, 11-15	BonSalle-17	Weissing-13	Rosenthal-46
Sept. 1	- / -	vs. Kansas @	W 3-1	22-30, 30-20, 30-27, 30-16	Barry-11	Weissing-13	Baker-33
Sept. 1	- / -	at Michigan State @	L 0-3	27-30, 19-30, 22-30	Djuric-8	Weissing-9	Rosenthal-20
Sept. 5	- / 6	at Florida	L 1-3	30-24, 11-30, 21-30, 21-30	Thompson-18	Weissing-15	Rosenthal-30
Sept. 7	- / 8	vs. Washington #	L 0-3	17-30, 15-30, 25-30	Barry-10	Weissing-13	Baker-16
Sept. 8	- / -	at Long Beach State #	L 0-3	22-30, 28-30, 23-30	Barry-13	Weissing-18	Rosenthal-34
Sept. 14	- / -	vs. Miami *	W 3-0	30-17, 30-24, 30-22	Djuric-13	Weissing-10	Baker-28
Sept. 20	- / -	at Virginia *	L 1-3	30-28, 24-30, 27-30, 20-30	Djuric-21	Weissing-16	Baker-35
Sept. 21	- / -	at Virginia Tech *	L 0-3	26-30, 24-30, 27-30	BonSalle-13	Weissing-15	Rosenthal-46
Sept. 28	- / 14	vs. Duke *	L 0-3	24-30, 18-30, 26-30	Djuric-11	Weissing-10	Baker-31
Sept. 30	- / -	vs. Wake Forest *	W 3-2	28-30, 30-25, 30-27, 29-31, 15-11	Barry/Djuric-18	Weissing-20	Baker-64
Oct. 5	- / -	vs. Georgia Tech *	W 3-1	30-21, 32-30, 20-30, 30-24	Thompson-19	Weissing-16	Baker-59
Oct. 7	- / -	vs. Clemson *	L 0-3	23-30, 28-30, 27-30	Djuric-14	Weissing-12	Baker-44
Oct. 12	- / -	at Maryland *	L 1-3	30-26, 28-30, 28-30, 18-30	Djuric-22	Weissing-16	Baker-28
Oct. 13	- / -	at Boston College *	L 2-3	30-17, 30-18, 29-31, 20-30, 7-15	Thompson-19	Baker/Weissing-13	Baker-36
Oct. 19	- / -	at North Carolina *	W 3-2	34-32, 25-30, 23-30, 30-24, 16-14	Djuric-25	Weissing-26	Baker-59
Oct. 20	- / -	at NC State *	W 3-0	30-18, 30-22, 30-25	Djuric-18	Weissing-20	Baker-44
Oct. 23	- / -	at Miami *	W 3-1	30-28, 30-24, 25-30, 30-23	Djuric/Barry-17	Weissing-20	Baker-48
Oct. 26	- / -	vs. Virginia Tech *	W 3-1	30-21, 25-30, 30-28, 30-24	Thompson-17	Baker-12	Baker-42
Oct. 27	- / -	vs. Virginia *	W 3-2	30-28, 24-30, 30-24, 24-30, 15-9	Djuric-23	Weissing-26	Baker-50
Nov. 2	- / -	at Wake Forest *	W 3-0	31-29, 30-21, 30-25	Djuric/Barry-13	Weissing-11	Baker-44
Nov. 3	- / 14	at Duke *	L 2-3	24-30, 30-25, 27-30, 30-28, 14-16	Thompson/Djuric-24	Weissing-35	Baker-36
Nov. 9	- / -	vs. Boston College *	W 3-0	30-20, 31-29, 30-15	Thompson-13	Weissing-14	Rosenthal-38
Nov. 10	- / -	vs. Maryland *	W 3-2	16-30, 30-25, 35-33, 28-30, 15-12	Thompson-19	Weissing-27	Rosenthal-62
Nov. 16	- / -	at Clemson *	L 0-3	24-30, 19-30, 26-30	Thompson/Djuric-10	Weissing-13	Baker-24
Nov. 17	- / -	at Georgia Tech *	L 1-3	30-27, 25-30, 20-30, 27-30	Barry-16	Weissing-20	Baker-52
Nov. 21	- / -	vs. NC State *	W 3-0	30-18, 30-21, 30-22	Djuric-12	Weissing-14	Baker-43
Nov. 23	- / -	vs. North Carolina *	W 3-0	30-17, 30-23, 30-17	Thompson/Djuric-11	Baker-12	Baker-39

!-FSU Invitational (Tallahassee, FL)

@-Spartan Invitational (East Lansing, MI)

#-Long Beach State Tournament (Long Beach, CA)

*-ACC match



SEASON-BY-SEASON RESULTS

2008

Head Coach:	Chris Poole
Overall Record:	21-9
Home Record:	11-5
Away Record:	8-4
Neutral Record:	2-0
Atlantic Coast Conference Record:	13-7

Date	FS/Opp.	Opponent	Result	Scores	FSU High Kills	FSU High Digs	FSU High Assists	
Aug. 29	-/-	vs. Florida A&M !	W	3-0	25-13, 25-15, 25-16	Barry-10	Moon-9	Baker-39
Aug. 30	-/-	vs. Bowling Green !	W	3-1	18-25, 25-23, 25-13, 25-22	Barry-15	Moon-14	Baker-48
Aug. 30	-/-	vs. Stetson !	W	3-0	25-2, 26-24, 25-12	Richardson-11	Baker-10	Baker-34
Sept. 4	-/23	vs. Long Beach State	L	2-3	25-21, 26-28, 19-25, 25-16, 7-15	Barry-20	Moon-28	Baker-48
Sept. 5	-/-	vs. North Florida @	W	3-0	25-15, 28-26, 25-14	Morgan-8	Wilson-9	Baker-24
Sept. 7	-/-	vs. South Dakota State @	W	3-0	25-19, 25-23, 25-17	Barry-9	Moon-13	Baker-28
Sept. 8	-/8	vs. Florida	L	0-3	22-25, 24-26, 24-26	Barry-13	Moon-14	Baker-30
Sept. 12	-/-	vs. Niagara #	W	3-0	25-21, 25-22, 25-23	Richardson-11	Romanelli-15	Baker-41
Sept. 13	-/-	vs. Morehead State #	W	3-0	25-17, 25-20, 25-10	Barry-9	Richardson-17	Baker-28
Sept. 13	-/-	at Wright State #	W	3-2	24-26, 22-25, 25-17, 25-15, 15-10	Barry-19	Romanelli-21	Baker-57
Sept. 19	-/-	at Miami *	L	1-3	25-23, 19-25, 22-25, 29-31	Price-17	Moon-29	Baker-44
Sept. 25	-/-	at Wake Forest *	W	3-2	23-25, 25-13, 23-25, 25-16, 15-12	Richardson-14	Moon-20	Baker-49
Sept. 26	-/-	at Duke *	L	1-3	17-25, 17-25, 25-21, 22-25	Price-14	Moon-24	Baker-41
Oct. 30	-/-	at Georgia Tech *	L	0-3	21-25, 16-25, 17-25	Price-8	Moon-15	Baker-29
Oct. 4	-/-	at Clemson *	L	0-3	12-25, 17-25, 14-25	Neville-7	Moon-11	Baker-23
Oct. 10	-/-	vs. Maryland *	W	3-1	25-20, 22-25, 25-21, 25-18	Barry/Richardson-13	Moon-25	Baker-47
Oct. 12	-/-	vs. Boston College *	W	3-0	25-14, 25-18, 25-15	Barry-11	Richardson-10	Baker-26
Oct. 17	-/-	vs. North Carolina *	L	2-3	21-25, 25-18, 25-21, 23-25, 11-15	Richardson-22	Moon-35	Baker-57
Oct. 18	-/-	vs. NC State *	W	3-1	25-20, 25-9, 23-25, 25-14	Richardson-16	Moon-25	Baker-45
Oct. 24	-/-	at Virginia Tech *	W	3-0	25-23, 25-22, 25-23	Neville-12	Moon-15	Baker-41
Oct. 25	-/-	at Virginia *	W	3-0	25-22, 25-23, 26-24	Richardson-14	Moon-21	Baker-39
Oct. 31	-/-	vs. Wake Forest *	W	3-0	25-17, 25-20, 25-19	Neville-12	Romanelli-15	Baker-31
Nov. 2	-/-	vs. Duke *	L	2-3	25-22, 17-25, 25-20, 21-25, 10-15	Barry-14	Moon-19	Baker-51
Nov. 7	-/-	at Boston College *	W	3-1	25-11, 17-25, 25-18, 25-20	Neville-13	Baker-14	Baker-39
Nov. 8	-/-	at Maryland *	W	3-0	25-20, 25-15, 25-16	Neville-14	Moon-18	Baker-42
Nov. 14	-/-	vs. Clemson *	W	3-2	22-25, 18-25, 25-16, 25-23, 15-12	Richardson-22	Moon-30	Baker-50
Nov. 16	-/-	vs. Georgia Tech *	W	3-1	22-25, 25-18, 26-24, 25-19	Richardson-17	Moon-18	Baker-58
Nov. 20	-/-	at NC State *	W	3-0	25-18, 25-19, 25-18	Barry-11	Moon-11	Baker-38
Nov. 21	-/-	at North Carolina *	W	3-0	25-17, 25-20, 25-21	Richardson-15	Moon-14	Baker-38
Nov. 26	-/-	vs. Miami *	L	2-3	25-22, 21-25, 25-18, 13-25, 11-15	Morgan-13	Moon-21	Baker-52

!-FSU Invitational (Tallahassee, FL)

@-Seminoles Tri-Tournament (Tallahassee, FL)

#-Raider Challenge (Dayton, OH)

*-ACC match

2009

Head Coach:	Chris Poole
Overall Record:	31-3
Home Record:	14-1
Away Record:	11-2
Neutral Record:	6-0
Atlantic Coast Conference Record:	19-1

Date	FS/Opp.	Opponent	Result	Scores	FSU High Kills	FSU High Digs	FSU High Assists	
Aug. 28	-/-	vs. Central Michigan !	W	3-0	25-19, 25-13, 25-23	Djuric-13	Romanelli-12	Baker/Duzceler-15
Aug. 29	-/-	vs. North Dakota State !	W	3-2	25-19, 21-25, 24-26, 25-22, 15-13	Barry/Yildirim-13	Romanelli-28	Duzceler-28
Aug. 29	-/-	vs. Florida A&M !	W	3-0	25-18, 25-23, 25-19	Morgan-10	Romanelli-11	Baker-20
Aug. 31	-/5	at Florida	L	2-3	19-25, 25-23, 20-25, 25-22, 15-17	Price-12	Romanelli-20	Baker-27
Sept. 4	-/8	vs. Illinois @	W	3-0	26-24, 25-22, 25-17	Neville-9	Yildirim/Wilson-7	Baker-19
Sept. 4	-/-	at New Mexico State @	W	3-0	25-17, 25-16, 25-21	Djuric-12	Yildirim-11	Baker-24
Sept. 12	22/-	vs. Middle Tennessee State #	W	3-0	25-20, 25-14, 25-22	Djuric-9	Yildirim/Wilson-6	Baker-15
Sept. 12	22/-	at Florida International #	W	3-1	24-26, 25-21, 25-17, 25-12	Djuric-16	Yildirim-13	Baker-28
Sept. 13	22/-	vs. Albany #	W	3-0	25-21, 25-20, 25-21	Neville-15	Yildirim-16	Baker-23
Sept. 15	19/-	vs. Miami % *	W	3-0	25-20, 25-15, 25-17	Three tied with-8	Wilson-12	Baker-15
Sept. 20	19/-	vs. Notre Dame %	W	3-2	19-25, 25-17, 18-25, 26-24, 16-14	Barry-19	Wilson-15	Baker-29
Sept. 25	18/-	vs. Virginia Tech *	W	3-1	25-23, 23-25, 25-17, 27-25	Djuric-15	Baker-13	Yildirim/Duzceler-22
Sept. 27	18/-	vs. Virginia *	W	3-0	25-14, 25-21, 29-27	Djuric-16	Yildirim-11	Duzceler-25
Oct. 2	17/-	vs. Georgia Tech *	L	2-3	25-19, 25-27, 25-15, 25-27, 14-16	Djuric-15	Romanelli-13	Baker-35
Oct. 4	17/-	vs. Clemson *	W	3-2	26-24, 25-20, 23-25, 20-25, 15-7	Barry-24	Romanelli-23	Duzceler-34
Oct. 9	19/-	at Wake Forest *	W	3-0	25-20, 25-14, 25-22	Three tied with-11	Romanelli-16	Duzceler-24



SEASON-BY-SEASON RESULTS

Oct. 10	19 / -	at Duke *	W 3-2	25-18, 25-27, 25-20, 23-25, 15-10	Price-19	Romanelli-16	Baker-33
Oct. 16	17 / -	at Maryland *	W 3-0	25-12, 25-22, 25-14	Barry/Yildirim-11	Yildirim-11	Duzcelcer-22
Oct. 18	17 / -	at Boston College *	W 3-0	25-14, 25-15, 25-9	Morgan-10	Djuric-8	Duzcelcer-16
Oct. 23	17 / -	vs. NC State *	W 3-0	32-30, 25-17, 25-18	Neville-11	Baker-8	Baker-19
Oct. 25	17 / -	vs. North Carolina *	W 3-1	25-18, 23-25, 25-19, 25-15	Djuric/Price-13	Romanelli-21	Duzcelcer-27
Oct. 30	17 / -	at Virginia *	W 3-0	25-12, 26-24, 25-19	Neville/Barry-9	Baker/Romanelli-9	Duzcelcer-128
Oct. 31	17 / -	at Virginia Tech *	W 3-1	25-19, 25-21, 19-25, 25-16	Morgan-13	Yildirim-17	Baker-32
Nov. 6	16 / -	vs. Duke *	W 3-2	22-25, 25-19, 25-13, 21-25, 15-11	Yildirim-15	Romanelli-24	Baker/Duzcelcer-26
Nov. 8	16 / -	vs. Wake Forest *	W 3-2	25-20, 25-20, 23-25, 22-25, 15-9	Neville-13	Yildirim-18	Duzcelcer-28
Nov. 13	15 / -	at Clemson *	W 3-1	21-25, 25-19, 25-19, 25-19	Morgan-15	Three tied with-10	Baker-26
Nov. 14	15 / -	at Georgia Tech *	W 3-0	25-20, 25-23, 25-23	Barry-9	Romanelli-12	Baker-16
Nov. 20	15 / -	vs. Boston College *	W 3-0	25-18, 25-18, 25-11	Djuric-10	Romanelli-6	Baker-17
Nov. 22	15 / -	vs. Maryland *	W 3-0	25-22, 25-23, 25-9	Djuric-11	Yildirim-13	Duzcelcer-20
Nov. 25	14 / -	at Miami *	W 3-1	24-26, 25-16, 25-19, 25-16	Morgan-17	Romanelli-11	Baker-24
Dec. 5	12 / -	vs. Alabama A&M ^	W 3-0	25-10, 25-19, 25-10	Price-7	Romanelli-9	Duzcelcer-16
Dec. 6	12 / -	vs. Jacksonville State ^	W 3-0	25-18, 26-24, 25-22	Yildirim-11	Romanelli-15	Baker-24
Dec. 11	12 / 13	vs. Kentucky &	W 3-2	16-25, 26-24, 25-17, 19-25, 17-15	Morgan-15	Romanelli-25	Duzcelcer-26
Dec. 12	12 / 11	at Minnesota &	L 1-3	20-25, 7-25, 25-18, 17-25	Djuric-11	Romanelli-15	Duzcelcer-19

!-FSU Invitational (Tallahassee, FL)
 @-New Mexico State Tournament (Las Cruces, NM)
 #-Florida International/Miami Tournament (Miami, FL)
 %-Seminole Tri-Tournament (Tallahassee, FL)
 *-ACC match
 ^-NCAA Tournament (Tallahassee, FL)
 &-NCAA Regionals (Minneapolis, MN)

2010

Head Coach:	Chris Poole
Overall Record:	22-11
Home Record:	11-4
Away Record:	7-6
Neutral Record:	4-1
Atlantic Coast Conference Record:	12-8

Date	FS/Opp.	Opponent	Result	Scores	FSU High Kills	FSU High Digs	FSU High Assists
Aug. 27	15 / -	vs. New Mexico State !	W 3-1	25-16, 26-28, 25-16, 25-10	Djurdjivic-17	Romanelli-16	Duzcelcer-30
Aug. 28	15 / -	vs. Florida International !	W 3-0	25-20, 25-10, 25-21	Neville/Stepanova-10	Romanelli-14	Duzcelcer-22
Aug. 28	15 / -	vs. South Florida !	W 3-0	25-20, 25-11, 25-21	Djurdjivic-11	Duzcelcer-10	Duzcelcer-17
Sept. 3	13 / -	at Houston @	W 3-0	25-19, 25-19, 25-13	Djurdjivic-16	Romanelli-15	Duzcelcer-22
Sept. 4	13 / 17	vs. Tennessee @	L 0-3	20-25, 23-25, 20-25	Morgan-9	Romanelli-8	Duzcelcer-17
Sept. 4	13 / -	vs. Oklahoma @	W 3-1	25-16, 19-25, 25-18, 25-16	Djurdjivic-15	Djurdjivic-14	Duzcelcer-28
Sept. 10	17 / -	vs. Kansas State #	W 3-2	19-25, 25-19, 25-15, 20-25, 15-11	Stepanova-20	Romanelli-23	Duzcelcer-31
Sept. 10	17 / 16	at Kentucky #	W 3-2	21-25, 25-22, 25-20, 17-25, 15-6	Djurdjivic/Neville-15	Djurdjivic-20	Duzcelcer-29
Sept. 11	17 / -	vs. VCU #	W 3-1	25-18, 26-28, 25-15, 25-18	Neville-16	Romanelli-12	Duzcelcer-25
Sept. 18	15 / -	at Miami *	W 3-1	19-25, 27-25, 27-25, 25-18	Djurdjivic/Neville-16	Romanelli-17	Figueriedo-29
Sept. 22	13 / 3	vs. Florida	L 0-3	23-25, 29-31, 21-25	Djurdjivic-9	Djurdjivic-16	Duzcelcer-18
Sept. 24	13 / -	vs. Virginia *	W 3-0	25-13, 25-19, 25-21	Stepanova-13	Djurdjivic-15	Figueriedo-16
Sept. 26	13 / -	vs. Virginia Tech *	W 3-2	25-23, 25-13, 19-25, 19-25, 15-13	Djurdjivic-13	Djurdjivic-11	Duzcelcer-25
Sept. 30	14 / -	at North Carolina *	L 2-3	25-18, 20-25, 25-18, 22-25, 14-16	Stepanova-13	Romanelli-20	Duzcelcer-27
Oct. 1	14 / -	at NC State *	W 3-1	25-12, 25-23, 21-25, 25-19	Djurdjivic-14	Romanelli-20	Duzcelcer-23
Oct. 8	20 / -	vs. Clemson *	W 3-1	21-25, 25-19, 25-12, 25-21	Djurdjivic-16	Romanelli-12	Figueriedo-26
Oct. 10	20 / -	vs. Georgia Tech *	L 0-3	24-26, 11-25, 17-25	Djurdjivic-7	Stepanova-7	Duzcelcer-10
Oct. 15	22 / -	at Boston College *	W 3-2	23-25, 25-22, 25-17, 23-25, 15-12	Djurdjivic-21	Romanelli/Djurdjivic-12	Duzcelcer-29
Oct. 17	22 / -	at Maryland *	L 2-3	25-21, 26-28, 25-19, 18-25, 14-16	Djurdjivic-16	Romanelli-24	Duzcelcer-29
Oct. 22	24 / -	vs. Wake Forest *	L 0-3	19-25, 18-25, 20-25	Neville-11	Stepanova-12	Duzcelcer-22
Oct. 24	24 / -	vs. Duke *	W 3-2	19-25, 21-25, 25-21, 25-20, 15-13	Stepanova-20	Romanelli-26	Duzcelcer-28
Oct. 29	25 / -	at Virginia Tech *	L 2-3	15-25, 25-27, 25-20, 25-23, 13-15	Djurdjivic-16	Djurdjivic/Romanelli-18	Figueriedo-24
Oct. 31	25 / -	at Virginia *	L 2-3	18-25, 13-25, 25-18, 25-19, 14-16	Djurdjivic-20	Romanelli-27	Duzcelcer-31
Nov. 5	- / -	at Georgia Tech *	W 3-0	25-22, 25-23, 25-18	Djurdjivic/Stepanova-11	Romanelli-12	Duzcelcer-19
Nov. 6	- / -	at Clemson *	L 0-2	20-25, 18-25, 19-25	Stepanova-10	Three tied with-10	Figueriedo-16
Nov. 12	- / -	vs. North Carolina *	W 3-2	25-18, 25-20, 21-25, 18-25, 15-12	Djurdjivic-18	Romanelli-18	Duzcelcer-27
Nov. 14	- / -	vs. NC State *	W 3-0	25-11, 25-13, 26-24	Neville-12	Romanelli-16	Duzcelcer-18
Nov. 19	- / -	vs. Maryland *	W 3-0	25-21, 25-20, 25-20	Stepanova-13	Romanelli-16	Duzcelcer-19
Nov. 21	- / -	vs. Boston College *	W 3-0	25-18, 25-20, 26-24	Neville-14	Romanelli-14	Duzcelcer-24
Nov. 26	- / -	vs. Miami *	L 2-3	18-25, 17-25, 26-24, 25-22, 17-19	Djurdjivic-25	Romanelli-26	Figueriedo-28
Nov. 27	- / -	at Florida A&M	W 3-0	25-17, 25-16, 25-14	Djurdjivic-14	Romanelli-9	Duzcelcer-19
Dec. 3	- / -	vs. Georgia Southern ^	W 3-1	25-20, 23-25, 25-22, 25-13	Djurdjivic-16	Romanelli-18	Duzcelcer-31
Dec. 4	- / 1	at Florida ^	L 2-3	25-20, 22-25, 25-22, 21-25, 15-17	Stepanova-15	Romanelli-22	Figueriedo-25

!-FSU Invitational (Tallahassee, FL)
 @-Houston Invitational (Houston, TX)



SEASON-BY-SEASON RESULTS

#-Kentucky Invitational (Lexington, KY)

*-ACC match

^-NCAA Tournament (Gainesville, FL)

2011

Head Coach:	Chris Poole
Overall Record:	28-7
Home Record:	12-0
Away Record:	11-3
Neutral Record:	5-4
Atlantic Coast Conference Record:	18-2

Date	FS/Opp.	Opponent	Result	Scores	FSU High Kills	FSU High Digs	FSU High Assists	
Aug. 26	- / -	vs. Kentucky !	W	3-0	25-13, 25-8, 25-14	Djurdevic/Neff-7	Three tied with-6	Duzceler-15
Aug. 27	- / -	vs. Albany !	W	3-0	25-16, 25-20, 25-20	Djurdevic-10	Three tied with-10	Wickstrom-19
Aug. 27	- / 23	vs. Tulsa !	W	3-1	25-17, 21-25, 25-16, 25-19	Stepanova-15	Mosher-21	Duzceler-25
Aug. 30	25 / 9	at Florida	L	0-3	21-25, 22-25, 22-25	Stepanova-10	Mosher-17	Duzceler-19
Sept. 2	25 / 14	vs. Northern Iowa @	L	2-3	25-23, 25-15, 21-25, 21-25, 13-15	Stepanova-19	Mosher-25	Duzceler-28
Sept. 3	25 / -	at Delaware @	W	3-0	25-10, 25-23, 25-11	Djurdevic/Stepanova-8	Mosher-12	Duzceler-20
Sept. 3	25 / -	vs. UC-Irvine @	W	3-0	25-20, 25-19, 25-21	Stepanova-14	Stepanova-12	Duzceler-22
Sept. 9	24 / 20	vs. Michigan #	L	0-3	21-25, 17-25, 15-25	Djurdevic-11	Djurdevic-12	Duzceler-18
Sept. 9	24 / 23	at Dayton #	W	3-1	25-23, 22-25, 25-23, 25-13	Stepanova-21	Mosher-24	Duzceler-26
Sept. 10	24 / -	vs. Pepperdine #	L	1-3	21-25, 25-23, 18-25, 23-25	Stepanova-12	Mosher-28	Duzceler-28
Sept. 14	- / 20	vs. Miami *	W	3-0	25-23, 25-21, 25-18	Three tied with-12	E. Walch-15	Wickstrom-25
Sept. 23	23 / -	at Virginia *	W	3-0	25-16, 25-20, 25-21	Djurdevic-12	Mosher-19	Wickstrom-19
Sept. 24	23 / -	at Virginia Tech *	W	3-0	25-16, 25-21, 25-11	Djurdevic-11	Mosher-12	Wickstrom-15
Sept. 30	22 / -	vs. Duke *	W	3-0	25-20, 25-16, 25-19	E. Walch-12	Mosher/Stepanova-12	Duzceler-20
Oct. 2	22 / -	vs. Wake Forest *	W	3-2	22-25, 25-21, 25-15, 22-25, 15-9	Djurdevic-17	Mosher-29	Duzceler-37
Oct. 7	24 / -	at North Carolina *	W	3-1	20-25, 25-20, 25-19, 25-18	Djurdevic-13	Mosher-21	Duzceler-20
Oct. 9	24 / -	at NC State *	W	3-2	23-25, 25-22, 26-24, 17-25, 15-13	Djurdevic/Neff-10	Mosher-25	Duzceler-27
Oct. 14	21 / -	vs. Georgia Tech *	W	3-0	25-19, 25-23, 25-21	E. Walch-9	Mosher-13	Duzceler-15
Oct. 16	21 / -	vs. Clemson *	W	3-0	25-22, 29-27, 25-12	Morgan-11	Djurdevic-15	Duzceler-25
Oct. 21	19 / -	at Maryland *	W	3-1	25-15, 25-19, 24-26, 25-23	Stepanova-18	Mosher-12	Duzceler-28
Oct. 23	19 / -	at Boston College *	W	3-0	26-24, 25-13, 25-19	Morgan-13	Mosher-16	Duzceler-23
Oct. 28	19 / -	vs. Virginia Tech *	W	3-0	25-21, 25-23, 25-12	Stepanova-15	Djurdevic-18	Duzceler-20
Oct. 30	19 / -	vs. Virginia *	W	3-0	25-18, 25-20, 25-14	Stepanova-12	Mosher-12	Duzceler-23
Nov. 4	18 / -	vs. NC State *	W	3-0	25-18, 25-21, 25-15	Stepanova-12	Mosher-16	Duzceler-17
Nov. 6	18 / -	vs. North Carolina *	W	3-1	25-16, 12-25, 25-21, 25-21	Stepanova/E. Walch-10	Mosher-21	Duzceler-21
Nov. 11	17 / -	at Wake Forest *	W	3-2	23-25, 25-20, 23-25, 25-22, 16-14	Stepanova-15	Mosher-26	Duzceler-32
Nov. 13	17 / -	at Duke *	L	2-3	20-25, 25-14, 20-25, 25-22, 7-15	Stepanova-16	Mosher-23	Wickstrom-26
Nov. 18	21 / -	at Clemson *	W	3-1	22-25, 25-15, 25-20, 26-24	Stepanova-20	Djurdevic-18	Wickstrom-29
Nov. 19	21 / -	at Georgia Tech *	W	3-1	25-20, 17-25, 25-20, 25-15	Stepanova-18	Djurdevic-15	Duzceler-23
Nov. 26	21 / 25	at Miami *	L	1-3	16-25, 31-33, 25-21, 22-25	Djurdevic-16	Mosher-21	Duzceler-29
Dec. 2	21 / -	vs. Albany ^	W	3-0	25-15, 25-11, 25-23	Stepanova-16	Mosher-17	Wickstrom-21
Dec. 3	21 / -	vs. Cincinnati ^	W	3-2	25-23, 16-25, 25-20, 20-25, 15-13	Djurdevic-12	Mosher-21	Duzceler-28
Dec. 9	21 / 8	vs. Purdue &	W	3-1	25-23, 21-25, 25-20, 25-19	Three tied with-11	Mosher-28	Duzceler-20
Dec. 10	21 / 14	vs. Iowa State &	W	3-2	25-21, 23-25, 25-20, 19-25, 15-11	Stepanova-20	Mosher-24	Duzceler-35
Dec. 15	21 / 4	vs. UCLA +	L	0-3	16-25, 17-25, 21-25	Stepanova-11	Djurdevic/Mosher-16	Duzceler-15

!-FSU Invitational (Tallahassee, FL)

@-Delaware Invitational (Newark, DE)

#-Dayton Marriott Flyer Classic (Dayton, OH)

*-ACC match

^-NCAA Tournament (Tallahassee, FL)

&-NCAA Regionals (Minneapolis, MN)

+ -NCAA Final Four (San Antonio, TX)

2012

Head Coach:	Chris Poole
Overall Record:	28-4
Home Record:	13-0
Away Record:	11-2
Neutral Record:	4-2
Atlantic Coast Conference Record:	18-2

Date	FS/Opp.	Opponent	Result	Scores	FSU High Kills	FSU High Digs	FSU High Assists	
Aug. 24	12 / 15	at Tennessee !	W	3-0	27-25, 25-15, 25-21	E. Walch-7	Mosher-9	Duzceler-14
Aug. 25	12 / -	vs. Cincinnati !	W	3-0	25-20, 25-17, 25-14	N. Walch-8	Mosher-10	Wickstrom-17
Aug. 25	12 / 10	vs. Iowa State !	W	3-2	23-25, 25-23, 25-11, 25-27, 15-11	Medic-19	Mosher-23	Wickstrom-32



SEASON-BY-SEASON RESULTS

Aug. 31	8 / -	vs. Florida International @	W	3-0	25-11, 25-12, 25-16	Yildirim-9	Yildirim-9	Duzceler-18
Sept. 1	8 / -	vs. Georgia @	W	3-1	26-28, 25-11, 25-21, 25-16	N. Walch-9	Three tied with-8	Duzceler-20
Sept. 1	8 / -	at Florida A&M @	W	3-0	25-13, 25-18, 25-18	Yildirim-15	Mosher-17	Duzceler/Wickstrom-22
Sept. 7	6 / -	at Miami *	L	1-3	25-18, 17-25, 22-25, 18-25	E. Walch-12	Mosher-27	Wickstrom-21
Sept. 14	11 / 18	vs. Pepperdine	L	0-3	21-25, 23-25, 15-25	Yildirim-14	Mosher-13	Duzceler-19
Sept. 14	11 / -	at Houston	W	3-0	25-14, 25-15, 25-19	Medic/Yildirim-11	Mosher-18	Duzceler-20
Sept. 15	11 / 21	vs. Ohio State	W	3-1	25-18, 22-25, 25-13, 25-13	Yildirim-20	Mosher-18	Duzceler-32
Sept. 21	15 / -	at Virginia Tech *	W	3-2	19-25, 25-19, 22-25, 25-15, 15-11	Neff-16	Mosher-24	Duzceler-33
Sept. 22	15 / -	at Virginia *	W	3-1	23-25, 25-14, 25-17, 25-12	Yildirim-15	Mosher-18	Duzceler-28
Sept. 28	14 / -	vs. Wake Forest *	W	3-1	25-17, 25-16, 22-25, 25-19	Medic-12	Medic-13	Duzceler-28
Sept. 30	14 / -	vs. Duke *	W	3-1	25-20, 22-25, 25-20, 25-16	Neff/E. Walch-10	Mosher/Medic-13	Wickstrom-24
Oct. 5	13 / -	vs. North Carolina *	W	3-0	25-23, 26-24, 25-23	Yildirim/Neff-10	Mosher-14	Duzceler-21
Oct. 7	13 / -	vs. NC State *	W	3-0	25-23, 25-23, 25-16	Freeman/Yildirim-11	Mosher-15	Duzceler-22
Oct. 12	12 / -	at Boston College *	W	3-0	25-20, 25-15, 25-19	Yildirim-13	Medic-17	Duzceler-18
Oct. 14	12 / -	at Maryland *	W	3-1	25-22, 25-17, 22-25, 25-17	Neff-13	Mosher-18	Duzceler-28
Oct. 19	12 / -	at Georgia Tech *	W	3-2	33-35, 23-25, 25-13, 25-17, 15-10	Neff-16	Mosher-18	Duzceler-27
Oct. 21	12 / -	at Clemson *	W	3-0	25-9, 25-23, 25-19	Freeman-12	Mosher-18	Wickstrom-25
Oct. 24	12 / 11	vs. Florida	W	3-0	25-23, 25-22, 25-21	Yildirim-10	Mosher-16	Wickstrom-18
Oct. 26	12 / -	vs. Virginia *	W	3-0	25-19, 25-11, 25-16	Freeman/Green-8	Mosher/Yildirim-11	Wickstrom-21
Oct. 28	12 / -	vs. Virginia Tech *	W	3-0	25-21, 25-20, 25-19	Neff-10	Mosher-16	Wickstrom-20
Nov. 2	11 / -	at NC State *	W	3-0	26-24, 25-16, 25-21	Neff/Yildirim-9	Mosher-13	Duzceler-19
Nov. 3	11 / -	at North Carolina *	L	1-3	25-23, 20-25, 24-26, 21-25	Medic-13	Mosher-19	Wickstrom-27
Nov. 8	13 / -	at Duke *	W	3-0	25-16, 26-24, 25-22	Neff-10	Mosher-18	Duzceler-19
Nov. 10	13 / -	at Wake Forest *	W	3-1	25-23, 25-21, 19-25, 25-14	Yildirim-17	Medic-14	Wickstrom-27
Nov. 16	11 / -	vs. Maryland *	W	3-0	25-21, 25-15, 25-19	Medic-13	Mosher-11	Wickstrom-17
Nov. 18	11 / -	vs. Boston College *	W	3-0	25-22, 25-13, 25-22	Freeman-13	Medic/Mosher-16	Wickstrom-26
Nov. 23	12 / 23	vs. Miami *	W	3-1	25-20, 22-25, 25-14, 29-27	Yildirim-16	Mosher-20	Duzceler-28
Nov. 30	12 / -	vs. Hofstra ^	W	3-0	25-21, 25-10, 25-20	Yildirim-9	Mosher-13	Duzceler-16
Dec. 1	12 / 22	vs. Purdue ^	L	2-3	20-25, 25-21, 21-25, 25-23, 11-15	Milosavljevic-10	Yildirim-23	Duzceler-28

I-Lady Vol Comcast Invitational (Knoxville, TN)

@-FSU Invitational (Tallahassee, FL)

*-ACC match

^-NCAA Tournament (Tallahassee, FL)

2013

Head Coach:	Chris Poole
Overall Record:	26-8
Home Record:	13-1
Away Record:	9-5
Neutral Record:	4-2
Atlantic Coast Conference Record:	17-3

Date	FS/Opp.	Opponent	Result	Scores	FSU High Kills	FSU High Digs	FSU High Assists	
Aug. 30	18 / -	vs. Illinois !	L	0-3	18-25, 23-25, 23-25	E. Walch/Medic-9	Mosher/N. Walch-12	Luke-17
Aug. 30	18 / 17	vs. Kentucky !	W	3-0	27-25, 25-23, 25-20	N. Walch/Medic-10	Mosher-15	Wickstrom-21
Aug. 31	18 / -	at Long Beach State !	W	3-2	15-25, 25-23, 20-25, 25-18, 15-12	N. Walch-21	Mosher-14	Wickstrom-32
Sept. 6	15 / 23	vs. Ohio State @	L	1-3	29-27, 24-26, 14-25, 20-25	E. Walch-12	Mosher-22	Wickstrom-27
Sept. 7	15 / 16	vs. Western Kentucky @	W	3-1	20-25, 25-15, 25-15, 25-23	N. Walch-14	Mosher-17	Wickstrom-20
Sept. 7	15 / -	vs. Florida Gulf Coast @	W	3-0	25-17, 25-13, 25-20	Green/N. Walch-9	Three tied with-7	Wickstrom-21
Sept. 12	16 / -	vs. Siena #	W	3-0	25-18, 25-9, 25-17	Carmona-10	Mosher-9	Wickstrom-22
Sept. 12	16 / -	at Texas A&M #	L	0-3	25-27, 25-27, 22-25	N. Walch-14	Mosher-21	Wickstrom-25
Sept. 13	16 / 7	vs. Michigan #	W	3-2	21-25, 23-25, 25-17, 25-19, 15-13	N. Walch/E. Walch-22	N. Walch-22	Wickstrom-37
Sept. 17	17 / 4	at Florida	L	0-3	20-25, 24-26, 23-25	N. Walch-14	Mosher-20	Wickstrom-21
Sept. 21	17 / -	at Auburn	W	3-2	25-22, 28-30, 25-16, 22-25, 15-11	N. Walch-23	Mosher-17	Wickstrom-37
Sept. 28	17 / -	at Syracuse *	W	3-1	19-25, 25-16, 25-13, 25-13	N. Walch-17	Mosher-24	Wickstrom-33
Sept. 29	17 / -	at Boston College *	W	3-0	25-23, 25-8, 25-13	N. Walch-12	Medic/Mosher-10	Wickstrom-23
Oct. 4	18 / -	at Georgia Tech *	L	1-3	25-20, 24-26, 17-25, 22-25	E. Walch-14	Mosher-24	Wickstrom-29
Oct. 5	18 / -	at Clemson *	W	3-2	19-25, 17-25, 25-23, 25-21, 15-8	N. Walch-22	Medic-20	Wickstrom-27
Oct. 11	21 / -	vs. Maryland *	W	3-0	25-19, 25-23, 25-14	Mikesky-9	Medic-18	Wickstrom-26
Oct. 13	21 / -	vs. Pittsburgh *	W	3-0	25-22, 25-23, 25-20	E. Walch-11	Wickstrom-8	Wickstrom-21
Oct. 16	19 / -	vs. Miami *	W	3-1	25-23, 24-26, 25-13, 25-19	E. Walch-17	Mosher-16	Wickstrom-26
Oct. 20	19 / -	at Notre Dame *	W	3-0	25-8, 25-23, 25-13	E. Walch/N. Walch-12	Medic-13	Wickstrom-24
Oct. 25	18 / 23	at Duke *	L	2-3	20-25, 25-22, 22-25, 25-23, 9-15	Medic-14	Mosher-18	Wickstrom-29
Oct. 26	18 / -	at Wake Forest *	W	3-1	24-26, 25-16, 25-20, 25-22	Carmona-13	Mosher-24	Wickstrom-28
Nov. 1	20 / 12	vs. North Carolina *	W	3-2	25-27, 25-21, 25-16, 17-25, 15-8	N. Walch-20	Mosher-17	Wickstrom-27
Nov. 3	20 / -	vs. NC State *	W	3-0	25-12, 25-18, 25-17	N. Walch-11	Mosher-16	Luke-19
Nov. 8	18 / -	at Virginia *	W	3-1	25-22, 27-29, 25-21, 25-21	Carmona-18	Mosher-27	Wickstrom/Luke-28
Nov. 9	18 / -	at Virginia Tech *	L	1-3	21-25, 25-20, 21-25, 15-25	N. Walch-12	Mosher-13	Wickstrom-23
Nov. 13	22 / -	at Miami *	W	3-1	25-16, 25-23, 21-25, 25-13	N. Walch-16	Mosher-28	Wickstrom-28
Nov. 17	22 / -	vs. Notre Dame *	W	3-0	25-13, 25-21, 25-21	N. Walch-13	N. Walch-12	Wickstrom-19
Nov. 22	19 / -	vs. Wake Forest *	W	3-0	25-12, 25-16, 25-20	N. Walch-11	Mosher-12	Wickstrom-23



SEASON-BY-SEASON RESULTS

Nov. 24	19 / 13	vs. Duke *	W 3-0	25-22, 25-22, 25-17	N. Walch-15	Medic-16	Wickstrom-21
Nov. 27	16 / -	vs. Clemson *	W 3-0	25-21, 25-23, 25-16	N. Walch-12	Mosher-19	Wickstrom-24
Nov. 29	16 / -	vs. Georgia Tech *	W 3-0	25-10, 25-13, 25-21	Burrington-9	Mosher-12	Wickstrom-18
Dec. 5	16 / -	vs. Georgia Southern ^	W 3-0	25-19, 25-20, 25-20	N. Walch-15	Medic-14	Wickstrom-22
Dec. 6	16 / 6	vs. Florida ^	W 3-2	25-15, 20-25, 22-25, 25-22, 15-9	N. Walch-22	Medic-19	Wickstrom-34
Dec. 13	16 / 13	vs. Wisconsin &	L 1-3	15-25, 25-23, 22-25, 15-25	N. Walch-16	N. Walch-16	Wickstrom-26

I-Long Beach State Mizuno Invitational (Long Beach, CA)
@-Four Points Sheraton Seminole Invitational (Tallahassee, FL)
#-Texas A&M Tournament (College Station, Texas)
 *-ACC match
 ^-NCAA Tournament (Tallahassee, FL)
 &-NCAA Regionals (Champaign, IL)

2014

Head Coach:	Chris Poole
Overall Record:	30-3
Home Record:	17-0
Away Record:	12-2
Neutral Record:	1-1
Atlantic Coast Conference Record:	16-2

Date	FS/Opp.	Opponent	Result	Scores	FSU High Kills	FSU High Digs	FSU High Assists
Aug. 29	13 / 7	at Nebraska !	W 3-1	18-25, 27-25, 25-23, 25-23	N. Walch-18	Mosher-33	Luke-25
Aug. 31	13 / -	at Iowa State !	W 3-0	25-21, 25-16, 25-11	N. Walch-18	Horton-10	Luke-17
Sept. 3	8 / 11	vs. Florida	W 3-2	28-30, 25-21, 23-25, 25-23, 15-9	N. Walch-15	N. Walch-10	Wickstrom-33
Sept. 6	8 / -	vs. Marquette @	W 3-2	21-25, 25-19, 25-19, 25-27, 15-13	N. Walch-24	Mosher-19	Wickstrom-39
Sept. 7	8 / -	at American @	W 3-2	19-25, 25-12, 25-22, 10-25, 15-9	N. Walch-18	Mosher-21	Wickstrom-29
Sept. 12	7 / -	vs. Samford #	W 3-0	25-19, 25-8, 25-13	N. Walch-13	Mosher-7	Wickstrom-18
Sept. 13	7 / -	vs. Central Arkansas #	W 3-0	25-11, 25-18, 25-17	N. Walch-10	Mosher-8	Wickstrom-17
Sept. 13	7 / -	vs. LSU #	W 3-1	19-25, 25-19, 25-23, 25-16	Kubura-15	Mosher-23	Luke-28
Sept. 15	6 / -	vs. Auburn	W 3-2	25-17, 26-28, 17-25, 25-16, 15-8	N. Walch-16	Mosher-30	Wickstrom-38
Sept. 19	6 / 21	at Texas A&M \$	W 3-1	25-22, 23-25, 26-24, 25-21	N. Walch-20	Mosher-18	Wickstrom-27
Sept. 20	6 / 21	at Texas A&M \$	W 3-0	25-20, 25-16, 25-8	N. Walch-15	N. Walch-12	Wickstrom-26
Sept. 26	6 / 12	vs. North Carolina *	W 3-0	25-22, 25-22, 32-30	N. Walch-16	Mosher-19	Wickstrom-24
Sept. 28	6 / -	vs. Notre Dame *	W 3-0	34-32, 25-22, 25-19	N. Walch-13	Mosher-20	Luke/Wickstrom-19
Oct. 3	5 / -	at Georgia Tech *	W 3-0	25-17, 25-22, 25-18	N. Walch-9	Mosher-8	Luke/Wickstrom-15
Oct. 5	5 / -	at Miami *	W 3-2	26-28, 25-19, 25-20, 27-29, 15-9	Walch-18	Mosher-34	Wickstrom-31
Oct. 10	4 / -	at Louisville *	W 3-1	25-21, 24-26, 25-18, 25-22	N. Walch-22	Mosher-22	Wickstrom-32
Oct. 12	4 / -	vs. NC State *	W 3-0	25-21, 25-16, 25-23	Wright-14	Mosher-14	Wickstrom-23
Oct. 17	4 / -	vs. Florida A&M	W 3-0	26-24, 25-21, 25-18	N. Walch-12	Three tied with-6	Luke-20
Oct. 19	4 / -	vs. Virginia Tech *	W 3-1	25-22, 25-17, 21-25, 25-23	N. Walch-10	Mosher-12	Wickstrom-22
Oct. 24	4 / -	at Pittsburgh *	W 3-2	24-26, 18-25, 25-17, 25-19, 15-11	N. Walch-24	Mosher-15	Wickstrom-26
Oct. 26	4 / -	at Wake Forest *	W 3-1	25-17, 18-25, 25-11, 25-22	N. Walch-11	Mosher-13	Wickstrom-22
Oct. 31	3 / -	at NC State *	W 3-1	18-25, 25-17, 25-19, 25-17	Horton/N. Walch-15	Mosher-13	Luke-43
Nov. 2	3 / -	at Clemson *	W 3-2	22-25, 25-22, 21-25, 25-18, 15-12	N. Walch-25	Mosher-19	Wickstrom-32
Nov. 7	3 / -	vs. Virginia *	W 3-1	25-17, 25-15, 20-25, 25-22	Kubura-13	Mosher-21	Wickstrom-25
Nov. 13	3 / -	at Duke *	L 1-3	25-20, 20-25, 21-25, 21-25	Horton-12	Mosher/N. Walch-14	Wickstrom-27
Nov. 14	3 / 8	at North Carolina *	L 1-3	24-26, 25-19, 22-25, 20-25	Horton-17	Horton-16	Wickstrom-27
Nov. 21	8 / -	vs. Boston College *	W 3-0	25-22, 28-26, 25-20	Horton-13	Mosher-22	Wickstrom-24
Nov. 23	8 / -	vs. Syracuse *	W 3-0	25-19, 25-15, 25-17	Wright-12	Mosher-13	Wickstrom-22
Nov. 26	8 / -	vs. Clemson *	W 3-0	25-18, 25-21, 25-13	N. Walch-15	Mosher-21	Wickstrom-24
Nov. 28	8 / -	vs. Miami *	W 3-0	25-21, 25-22, 25-18	N. Walch-13	Wickstrom-10	Luke/Wickstrom-17
Dec. 4	8 / -	vs. Jacksonville ^	W 3-0	25-13, 25-21, 25-15	N. Walch-14	Horton-13	Wickstrom-18
Dec. 5	8 / -	vs. Alabama ^	W 3-0	25-18, 25-22, 25-19	N. Walch-13	Mosher-10	Wickstrom-23
Dec. 12	8 / 12	vs. Brigham Young &	L 1-3	20-25, 19-25, 25-19, 24-26	N. Walch-23	Wickstrom-19	Wickstrom-28

!-AVCA Showcase
@-American Tournament (Washington, D.C.)
#-Four Points Sheraton Seminole Invitational (Tallahassee, FL)
\$-Aggie Invitational (College Station, TX)
 *-ACC match
 ^-NCAA Tournament (Tallahassee, FL)
 &-NCAA Regional (Seattle, WA)



SEASON-BY-SEASON RESULTS

2015

Head Coach:	Chris Poole
Overall Record:	25-8
Home Record:	12-1
Away Record:	9-7
Neutral Record:	4-0
Atlantic Coast Conference Record:	17-3

Date	FS/Opp.	Opponent	Result	Scores	FSU High Kills	FSU High Digs	FSU High Assists
Aug. 28	9 / -	vs. Oklahoma !	W 3-1	25-21, 25-23, 21-25, 25-18	N. Walch-22	Woie-14	Luke-28
Aug. 29	9 / 24	at Colorado !	L 2-3	20-25, 25-17, 27-25, 21-25, 12-15	N. Walch-21	Luke/N. Walch-12	Luke-27
Aug. 29	9 / -	vs. San Diego !	W 3-0	25-16, 25-21, 25-20	Vaughn-12	Woie-20	Luke-20
Sept. 5	14 / 22	at Ohio State @	L 2-3	25-21, 19-25, 25-20, 19-25, 11-15	Horton-11	Woie-18	Luke-20
Sept. 6	14 / -	vs. Northern Illinois @	W 3-0	25-23, 25-13, 25-19	N. Walch-15	Horton-10	Luke-18
Sept. 6	14 / 22	at Ohio State @	L 1-3	19-25, 25-18, 13-25, 21-25	N. Walch-21	Horton-15	Luke-23
Sept. 11	19 / -	vs. Coastal Carolina #	W 3-0	25-15, 25-16, 25-10	Keil/Kubura-9	Woie-8	Luke-17
Sept. 12	19 / -	at Florida A&M #	W 3-0	25-15, 25-16, 28-26	Ambrose-10	Hauer/Woie-11	Burkert-22
Sept. 12	19 / -	vs. Xavier #	W 3-0	25-21, 26-24, 25-15	N. Walch-10	Woie-16	Luke-18
Sept. 18	18 / -	vs. Texas A&M	W 3-1	25-20, 25-12, 21-25, 25-16	N. Walch-18	N. Walch-16	Luke-27
Sept. 20	18 / 5	at Florida	L 1-3	25-22, 18-25, 21-25, 20-25	N. Walch-20	Luke/N. Walch-14	Burkert-23
Sept. 23	17 / -	vs. Miami *	W 3-2	25-20, 25-21, 19-25, 20-25, 15-11	N. Walch-15	Woie-10	Burkert-25
Sept. 27	17 / -	at Notre Dame *	W 3-0	25-20, 25-21, 25-12	N. Walch-9	Woie-9	Luke-15
Oct. 2	17 / -	vs. Clemson *	W 3-0	25-22, 25-15, 25-15	N. Walch-13	Horton-13	Luke-21
Oct. 4	17 / -	vs. Georgia Tech *	W 3-0	25-22, 25-20, 25-13	N. Walch-14	Woie-13	Luke-26
Oct. 9	18 / -	at Duke *	W 3-2	25-22, 25-22, 20-25, 21-25, 15-12	N. Walch-31	N. Walch-27	Burkert-32
Oct. 11	18 / -	at Wake Forest *	W 3-0	25-11, 25-17, 25-18	Kubura-8	Woie-8	Burkert-21
Oct. 16	t-18 / -	at North Carolina *	W 3-2	25-20, 22-25, 18-25, 25-21, 15-10	N. Walch-14	Woie-21	Luke-29
Oct. 18	t-18 / -	at NC State *	W 3-1	25-18, 33-31, 22-25, 25-20	N. Walch-23	Horton-17	Burkert-35
Oct. 23	17 / -	vs. Syracuse *	W 3-0	25-16, 25-19, 25-20	N. Walch-14	N. Walch-17	Luke-22
Oct. 25	17 / -	vs. Boston College *	W 3-0	25-18, 25-22, 25-14	Hauer-9	Horton-9	Luke-22
Oct. 30	15 / -	at Pittsburgh *	L 0-3	14-25, 23-25, 26-28	N. Walch-9	Woie-10	Luke-15
Nov. 1	15 / -	at Virginia Tech *	W 3-0	25-17, 25-21, 25-15	Burrington-10	Woie-13	Luke-16
Nov. 4	17 / -	at Miami *	L 1-3	25-20, 23-25, 26-28, 14-25	Kubura-13	Woie-13	Luke-24
Nov. 8	17 / -	vs. Virginia *	W 3-0	31-29, 25-15, 25-19	N. Walch-11	Horton-12	Burkert/Luke-17
Nov. 13	20 / -	vs. Notre Dame *	W 3-0	25-18, 25-14, 25-19	N. Walch-13	Horton-12	Luke-22
Nov. 15	20 / 22	vs. Louisville *	L 2-3	25-21, 24-26, 25-18, 26-28, 9-15	N. Walch-22	Horton/Woie-17	Luke-26
Nov. 20	20 / -	vs. Wake Forest *	W 3-1	25-12, 25-19, 22-25, 25-16	Burrington/N. Walch-12	Luke-12	Luke-17
Nov. 22	20 / -	vs. Duke *	W 3-1	19-25, 25-18, 25-23, 25-17	N. Walch-18	Woie-16	Burkert-30
Nov. 25	20 / -	at Georgia Tech *	W 3-2	25-20, 22-25, 23-25, 25-20, 15-7	Horton-16	Horton/Woie-20	Luke-26
Nov. 27	20 / -	at Clemson *	W 3-0	25-22, 27-25, 25-15	N. Walch-12	Woie-16	Luke-25
Dec. 3	19 / -	vs. Arizona State ^	W 3-0	25-13, 25-17, 25-21	N. Walch-16	N. Walch-14	Luke-17
Dec. 4	19 / 16	at Florida ^	L 1-3	25-23, 19-25, 23-25, 19-25	N. Walch-19	Woie-17	Luke-26

!-Colorado Tournament (Boulder, CO)
 @-Ohio State Tournament (Columbus, OH)
 #-Aloft Seminole Invitational (Tallahassee, FL)
 ^-NCAA Tournament (Gainesville, FL)

2016

Head Coach:	Chris Poole
Overall Record:	26-6
Home Record:	11-3
Away Record:	11-1
Neutral Record:	4-2
Atlantic Coast Conference Record:	17-3

Date	FS/Opp.	Opponent	Result	Scores	FSU High Kills	FSU High Digs	FSU High Assists
Aug. 27	17 / -	vs. UCF	W 3-0	25-23, 25-23, 25-13	Green-10	Woie-16	Luke-17
Sept. 1	16 / 14	vs. Texas A&M !	W 3-2	18-25, 19-25, 25-20, 25-21, 15-8	Kubura/Ambrose-13	Woie-14	Luke-24
Sept. 2	16 / -	vs. Alabama !	W 3-2	22-25, 25-21, 20-25, 25-19, 15-12	Horton-20	Woie-15	Luke-38
Sept. 3	16 / 6	vs. Minnesota !	L 1-3	14-25, 24-26, 25-21, 12-25	Kubura-15	Woie-16	Burkert-27
Sept. 8	13 / -	vs. Baylor @	W 3-2	18-25, 25-15, 25-13, 19-25, 15-13	Keil-10	Sullivan-12	Burkert-35
Sept. 9	13 / -	vs. Florida A&M @	W 3-0	25-20, 25-22, 25-21	Horton-13	Horton-9	Burkert-38
Sept. 9	13 / -	vs. Little Rock @	W 3-0	25-15, 25-19, 25-20	Horton-13	Burkert-12	Burkert-37
Sept. 14	13 / 7	vs. Florida	L 1-3	25-27, 25-19, 22-25, 19-25	Kubura-19	Horton-17	Burkert-28
Sept. 18	13 / -	at LSU	W 3-0	26-24, 25-20, 25-18	Kubura-8	Woie-12	Burkert-16
Sept. 23	15 / -	vs. Miami *	W 3-0	25-12, 25-15, 25-19	Horton-13	Horton-11	Luke-19
Sept. 25	15 / -	vs. Louisville *	W 3-1	26-24, 25-18, 23-25, 25-22	Kubura-15	Horton-17	Burkert-24
Sept. 30	15 / -	vs. Syracuse *	W 3-0	25-17, 25-16, 25-16	Kubura-16	Woie-14	Burkert-24
Oct. 2	15 / -	vs. Boston College *	W 3-0	25-20, 25-17, 25-15	Green-8	Horton-13	Luke-17



SEASON-BY-SEASON RESULTS

Oct. 7	16 / 9	at North Carolina *	L 0-3	12-25, 22-25, 21-25	Green/Kubura-8	Horton/Woie-11	Burkert-19
Oct. 9	16 / -	at NC State *	W 3-1	25-22, 25-19, 23-25, 27-25	Horton-15	Woie-28	Burkert-31
Oct. 14	15 / -	vs. Virginia Tech *	W 3-2	25-13, 25-21, 15-25, 24-26, 15-8	Ambrose/Kubura-12	Woie-12	Burkert-29
Oct. 16	15 / -	vs. Pittsburgh *	W 3-1	25-22, 24-26, 25-20, 25-23	Kubura-14	Woie-13	Burkert-22
Oct. 19	12 / -	at Miami *	W 3-0	25-12, 25-15, 25-23	Kubura-12	Horton/Luke-9	Burkert-22
Oct. 21	12 / -	at Virginia *	W 3-0	27-25, 25-22, 25-16	Horton-11	Horton-15	Burkert-22
Oct. 28	11 / -	at Louisville *	W 3-1	23-25, 25-18, 29-27, 25-10	Kubura-14	Horton-20	Burkert-32
Oct. 30	11 / -	at Notre Dame *	W 3-1	17-25, 26-24, 25-14, 25-20	Kubura-19	Woie-29	Burkert-29
Nov. 4	10 / -	vs. NC State *	L 2-3	23-25, 21-25, 25-17, 25-22, 8-15	Horton-14	Horton-13	Burkert-23
Nov. 6	10 / 12	vs. North Carolina *	L 2-3	25-13, 25-21, 11-25, 22-25, 13-15	Ambrose-15	Woie-23	Luke-28
Nov. 11	18 / -	at Boston College *	W 3-1	22-25, 25-17, 25-17, 25-18	Kubura-16	Woie-22	Burkert-29
Nov. 13	18 / -	at Syracuse *	W 3-1	25-23, 25-9, 24-26, 25-20	Horton-21	Woie-25	Burkert-27
Nov. 18	17 / -	at Duke *	W 3-1	20-25, 25-16, 25-23, 25-20	Horton-18	Woie-29	Luke-27
Nov. 20	17 / -	at Wake Forest *	W 3-1	25-18, 22-25, 25-20, 25-21	Kubura-13	Horton/Luke-13	Burkert-24
Nov. 23	16 / -	vs. Clemson *	W 3-1	25-16, 24-26, 25-17, 25-17	Kubura-18	Woie-15	Burkert-30
Nov. 25	16 / -	vs. Georgia Tech *	W 3-2	25-17, 25-22, 16-25, 23-25, 15-13	Horton-14	Woie-27	Luke-29
Dec. 2	16 / -	vs. Cincinnati ^	W 3-1	20-25, 25-14, 25-23, 25-23	Horton-17	Horton-26	Luke-28
Dec. 3	16 / 11	vs. Florida ^	W 3-2	13-25, 16-25, 25-23, 25-19, 15-12	Horton-18	Woie-19	Burkert-30
Dec. 9	16 / 9	vs. Stanford &	L 1-3	27-25, 20-25, 9-25, 23-25	Calkins-12	Woie-21	Luke-23

!-Puerto Rico Tournament (San Juan, Puerto Rico)
 @-Home2 Suites by Hilton-Tallahassee Seminole Invitational (Tallahassee, FL)
 ^-NCAA Tournament (Gainesville, FL)
 &-NCAA Regionals (Madison, WI)

2017

Head Coach:	Chris Poole
Overall Record:	18-11
Home Record:	9-5
Away Record:	7-5
Neutral Record:	2-1
Atlantic Coast Conference Record:	12-8

Date	FS/Opp.	Opponent	Result	Scores	FSU High Kills	FSU High Digs	FSU High Assists
Aug. 25	15 / -	at Baylor ¹	W 3-1	26-19, 12-25, 25-21, 25-22	Kubura-13	Woie-19	Burkert-31
Aug. 26	15 / -	vs. Illinois State ¹	W 3-2	25-23, 28-30, 23-25, 26-24, 15-7	Calkins-22	Woie-40	Burkert-56
Aug. 26	15 / -	vs. UC Santa Barbara ¹	W 3-2	25-22, 25-27, 26-28, 25-18, 15-13	Calkins-17	Burkert-19	Burkert-44
Sept. 1	15 / -	UNC Asheville ²	W 3-0	25-19, 25-15, 25-20	Ambrose-13	Woie-16	Burkert-31
Sept. 2	15 / -	Colorado State ²	L 0-3	21-25, 23-25, 15-25	Kubura-14	Culo-7	Burkert-32
Sept. 3	15 / -	TCU ²	W 3-1	25-16, 25-23, 23-25, 25-21	Calkins-17	Woie-20	Burkert-44
Sept. 16	20 / -	Auburn	W 3-2	25-19, 18-25, 27-25, 19-25, 15-12	Kubura-19	Woie-18	Burkert-46
Sept. 19	- / 3	at Florida	L 0-3	21-25, 15-25, 12-25	Kubura-13	Burkert/Woie-14	Burkert-25
Sept. 22	- / -	Virginia *	W 3-1	25-22, 25-21, 23-25, 25-14	Kubura-20	Woie-12	Burkert-45
Sept. 24	- / -	Virginia Tech *	W 3-1	25-19, 23-25, 25-15, 25-20	Kubura-20	Holanchock-13	Burkert-38
Sept. 29	- / -	at Louisville *	L 0-3	20-25, 20-25, 29-31	Kubura/Ambrose-11	Woie-19	Burkert-24
Oct. 1	- / -	at Notre Dame *	L 2-3	21-25, 25-23, 25-19, 12-25, 12-15	Kubura-14	Burkert-20	Burkert-32
Oct. 4	- / -	Miami *	W 3-0	25-23, 25-18, 25-23	Kubura-13	Woie-9	Tietjens-22
Oct. 6	- / -	Pittsburgh *	L 1-3	23-25, 25-21, 21-25, 21-25	Kubura-13	Woie-16	Burkert-27
Oct. 13	- / -	at Wake Forest *	W 3-1	25-23, 25-20, 17-25, 25-14	Kubura-14	Woie-17	Burkert-27
Oct. 15	- / -	at Duke *	W 3-1	25-23, 16-25, 25-18, 28-26	Kubura-16	Burkert/Woie-20	Burkert-31
Oct. 20	- / -	Notre Dame *	L 1-3	18-25, 25-17, 18-25, 24-26	Kubura-16	Woie-27	Burkert-28
Oct. 22	- / -	Louisville *	L 0-3	25-27, 21-25, 20-25	Kubura-9	Holanchock/Woie-10	Burkert-20
Oct. 27	- / -	North Carolina *	W 3-0	25-11, 25-22, 27-25	Kubura/Knuth-9	Woie-15	Burkert-25
Oct. 29	- / -	NC State *	L 2-3	25-23, 25-27, 25-20, 22-25, 20-22	Calkins-19	Culo-18	Burkert-46
Nov. 1	- / -	at Miami *	L 0-3	19-25, 21-25, 23-25	Kubura-11	Woie-14	Burkert-24
Nov. 5	- / -	at Pittsburgh *	L 0-3	22-25, 20-25, 18-25	Calkins-7	Culo-7	Burkert-24
Nov. 10	- / -	Syracuse *	W 3-1	25-17, 25-19, 28-30, 26-24	Calkins-17	Woie-17	Burkert-38
Nov. 12	- / -	Boston College *	W 3-0	25-20, 25-17, 25-13	Kubura-11	Woie-11	Burkert-25
Nov. 17	- / -	at Virginia Tech *	W 3-1	25-17, 25-21, 20-25, 25-21	Kubura-13	Woie-15	Burkert-33
Nov. 19	- / -	at Virginia *	W 3-1	16-25, 25-18, 25-23, 25-19	Kubura-18	Woie-20	Burkert-42
Nov. 22	- / -	at Clemson *	W 3-0	25-9, 26-24, 25-14	Kubura/Calkins-9	Woie-12	Burkert-20
Nov. 24	- / -	at Georgia Tech *	W 3-0	25-12, 25-18, 25-23	Kubura-11	Holanchock/Woie-14	Burkert-30
Dec. 1	- / -	vs. Washington State ^	L 1-3	32-34, 14-25, 25-23, 13-25	Knuth-16	Woie-31	Burkert-33

1- Hampton Inn & Suites Waco North Baylor Invitational (Waco, Texas)
 2-Home2 Suites by Hilton-Tallahassee Seminole Invitational (Tallahassee, FL)
 ^-NCAA Tournament (Lincoln, Neb.)



ALL-TIME TOP 25 VICTORIES

(CHRONOLOGICAL ORDER)

Date	Season	FSU / Opp. Rank	Opponent	Site	Result	Score	Scores
Nov. 12	1988	- / 9	at Kentucky	Lexington, KY	W	3-1	15-10, 16-14, 13-15, 15-12
Sept. 29	1989	- / 14	vs. Kentucky	Tallahassee, Fla.	W	3-2	15-13, 6-15, 15-13, 11-15, 16-14
Oct. 27	1989	- / 17	vs. LSU	Tallahassee, Fla.	W	3-2	12-15, 15-9, 7-15, 15-5, 15-9
Sept. 7	1993	- / 8	vs. Florida	Tallahassee, Fla.	W	3-2	15-0, 8-15, 4-15, 15-13, 15-13
Oct. 24	1994	- / 12	vs. Notre Dame	Tallahassee, Fla.	W	3-1	15-10, 8-15, 17-15, 15-12
Oct. 31	1994	- / 8	vs. Florida	Tallahassee, Fla.	W	3-0	15-9, 15-13, 15-12
Oct. 27	2002	- / 11	vs. North Carolina	Chapel Hill, NC	W	3-2	26-30, 26-30, 30-27, 30-22
Nov. 23	2002	- / 12	vs. North Carolina	Atlanta, Ga.	W	3-0	30-23, 30-25, 30-23
Sept. 4	2009	- / 8	vs. Illinois	Las Cruces, NM	W	3-0	26-24, 25-22, 25-17
Dec. 11	2009	12 / 13	vs. Kentucky	Minneapolis, MN	W	3-2	16-25, 26-24, 25-17, 19-25, 17-15
Sept. 10	2010	17 / 16	at Kentucky	Lexington, KY	W	3-2	21-25, 25-22, 25-20, 17-25, 15-6
Aug. 27	2011	- / 23	vs. Tulsa	Tallahassee, Fla.	W	3-1	25-17, 21-25, 25-16, 25-19
Sept. 9	2011	24 / 23	at Dayton	Dayton, OH	W	3-1	25-23, 22-25, 25-23, 25-13
Sept. 14	2011	- / 20	vs. Miami	Tallahassee, Fla.	W	3-0	25-23, 25-21, 25-18
Dec. 9	2011	21 / 8	vs. Purdue	Minneapolis, MN	W	3-1	25-23, 21-25, 25-20, 25-19
Dec. 10	2011	21 / 14	vs. Iowa State	Minneapolis, MN	W	3-2	25-21, 23-25, 25-20, 19-25, 15-11
Aug. 24	2012	12 / 15	at Tennessee	Knoxville, TN	W	3-0	27-25, 25-15, 25-21
Aug. 25	2012	12 / 10	vs. Iowa State	Knoxville, TN	W	3-2	23-25, 25-23, 25-11, 25-27, 15-11
Sept. 15	2012	11 / 21	vs. Ohio State	Tallahassee, Fla.	W	3-1	25-18, 22-25, 25-13, 25-13
Oct. 24	2012	12 / 11	vs. Florida	Tallahassee, Fla.	W	3-0	25-23, 25-22, 25-21
Nov. 23	2012	12 / 23	vs. Miami	Tallahassee, Fla.	W	3-1	25-20, 22-25, 25-14, 29-27
Aug. 30	2013	18 / 17	vs. Kentucky	Long Beach, CA	W	3-0	27-25, 25-23, 25-20
Sept. 7	2013	15 / 16	vs. Western Kentucky	Tallahassee, Fla.	W	3-1	20-25, 25-15, 25-15, 25-23
Sept. 13	2013	16 / 7	vs. Michigan	College Station, TX	W	3-2	21-25, 23-25, 25-17, 25-19, 15-13
Nov. 1	2013	20 / 12	vs. North Carolina	Tallahassee, Fla.	W	3-2	25-27, 25-21, 25-16, 17-25, 15-8
Nov. 24	2013	19 / 13	vs. Duke	Tallahassee, Fla.	W	3-0	25-22, 25-22, 25-17
Dec. 6	2013	16 / 6	vs. Florida	Tallahassee, Fla.	W	3-2	25-15, 20-25, 22-25, 25-22, 15-9
Aug. 29	2014	13 / 7	at Nebraska	Lincoln, NE	W	3-1	18-25, 27-25, 25-23, 25-23
Sept. 3	2014	8 / 11	vs. Florida	Tallahassee, Fla.	W	3-2	28-30, 25-21, 23-25, 25-23, 15-9
Sept. 19	2014	6 / 21	at Texas A&M	College Station, TX	W	3-1	25-22, 23-25, 26-24, 25-21
Sept. 20	2014	6 / 21	at Texas A&M	College Station, TX	W	3-0	25-20, 25-16, 25-8
Sept. 26	2014	6 / 12	vs. North Carolina	Tallahassee, Fla.	W	3-0	25-22, 25-22, 32-30
Sept. 1	2016	16 / 14	vs. Texas A&M	San Juan, Puerto Rico	W	3-2	18-25, 19-25, 25-20, 25-21, 15-12
Dec. 3	2016	16 / 11	at Florida	Gainesville, Fla.	W	3-2	13-25, 16-25, 25-23, 25-19, 15-12

(BY RANKING)

Date	Season	FSU / Opp. Rank	Opponent	Site	Result	Score	Scores
Dec. 6	2013	16 / 6	vs. Florida	Tallahassee, Fla.	W	3-2	25-15, 20-25, 22-25, 25-22, 15-9
Sept. 13	2013	16 / 7	vs. Michigan	College Station, TX	W	3-2	21-25, 23-25, 25-17, 25-19, 15-13
Aug. 29	2014	13 / 7	at Nebraska	Lincoln, NE	W	3-1	18-25, 27-25, 25-23, 25-23
Sept. 7	1993	- / 8	vs. Florida	Tallahassee, Fla.	W	3-2	15-0, 8-15, 4-15, 15-13, 15-13
Oct. 31	1994	- / 8	vs. Florida	Tallahassee, Fla.	W	3-0	15-9, 15-13, 15-12
Sept. 4	2009	- / 8	vs. Illinois	Las Cruces, NM	W	3-0	26-24, 25-22, 25-17
Dec. 9	2011	21 / 8	vs. Purdue	Minneapolis, MN	W	3-1	25-23, 21-25, 25-20, 25-19
Nov. 12	1988	- / 9	at Kentucky	Lexington, KY	W	3-1	15-10, 16-14, 13-15, 15-12
Aug. 25	2012	12 / 10	vs. Iowa State	Knoxville, TN	W	3-2	23-25, 25-23, 25-11, 25-27, 15-11
Dec. 3	2016	16 / 11	at Florida	Gainesville, Fla.	W	3-2	13-25, 16-25, 25-23, 25-19, 15-12
Oct. 27	2002	- / 11	vs. North Carolina	Chapel Hill, NC	W	3-2	26-30, 26-30, 30-27, 30-22
Oct. 24	2012	12 / 11	vs. Florida	Tallahassee, Fla.	W	3-0	25-23, 25-22, 25-21
Sept. 3	2014	8 / 11	vs. Florida	Tallahassee, Fla.	W	3-2	28-30, 25-21, 23-25, 25-23, 15-9
Oct. 24	1994	- / 12	vs. Notre Dame	Tallahassee, Fla.	W	3-1	15-10, 8-15, 17-15, 15-12
Nov. 23	2002	- / 12	vs. North Carolina	Atlanta, Ga.	W	3-0	30-23, 30-25, 30-23
Nov. 1	2013	20 / 12	vs. North Carolina	Tallahassee, Fla.	W	3-2	25-27, 25-21, 25-16, 17-25, 15-8
Sept. 26	2014	6 / 12	vs. North Carolina	Tallahassee, Fla.	W	3-0	25-22, 25-22, 32-30
Dec. 11	2009	12 / 13	vs. Kentucky	Minneapolis, MN	W	3-2	16-25, 26-24, 25-17, 19-25, 17-15
Nov. 24	2013	19 / 13	vs. Duke	Tallahassee, Fla.	W	3-0	25-22, 25-22, 25-17
Sept. 29	1989	- / 14	vs. Kentucky	Tallahassee, Fla.	W	3-2	15-13, 6-15, 15-13, 11-15, 16-14
Dec. 10	2011	21 / 14	vs. Iowa State	Minneapolis, MN	W	3-2	25-21, 23-25, 25-20, 19-25, 15-11
Sept. 1	2016	16 / 14	vs. Texas A&M	San Juan, Puerto Rico	W	3-2	18-25, 19-25, 25-20, 25-21, 15-12
Aug. 24	2012	12 / 15	at Tennessee	Knoxville, TN	W	3-0	27-25, 25-15, 25-21
Sept. 10	2010	17 / 16	at Kentucky	Lexington, KY	W	3-2	21-25, 25-22, 25-20, 17-25, 15-6
Sept. 7	2013	15 / 16	vs. Western Kentucky	Tallahassee, Fla.	W	3-1	20-25, 25-15, 25-15, 25-23
Oct. 27	1989	- / 17	vs. LSU	Tallahassee, Fla.	W	3-2	12-15, 15-9, 7-15, 15-5, 15-9
Aug. 30	2013	18 / 17	vs. Kentucky	Long Beach, CA	W	3-0	27-25, 25-23, 25-20
Sept. 14	2011	- / 20	vs. Miami	Tallahassee, Fla.	W	3-0	25-23, 25-21, 25-18
Sept. 15	2012	11 / 21	vs. Ohio State	Tallahassee, Fla.	W	3-1	25-18, 22-25, 25-13, 25-13
Sept. 19	2014	6 / 21	at Texas A&M	College Station, TX	W	3-1	25-22, 23-25, 26-24, 25-21
Sept. 20	2014	6 / 21	at Texas A&M	College Station, TX	W	3-0	25-20, 25-16, 25-8
Aug. 27	2011	- / 23	vs. Tulsa	Tallahassee, Fla.	W	3-1	25-17, 21-25, 25-16, 25-19
Sept. 9	2011	24 / 23	at Dayton	Dayton, OH	W	3-1	25-23, 22-25, 25-23, 25-13
Nov. 23	2012	12 / 23	vs. Miami	Tallahassee, Fla.	W	3-1	25-20, 22-25, 25-14, 29-27



FLORIDA STATE AVCA POLL HISTORY

Date	Season	FSU / Opp. Rank	Opponent	Result	Scores	Date	Season	FSU / Opp. Rank	Opponent	Result	Scores
Sept. 21	1982	20 / -	vs. UCF	W, 3-0	15-9, 15-3, 15-10	Sept. 11	2010	17 / -	vs. VCU	W, 3-1	25-18, 26-28, 25-15, 25-18
Oct. 1	1982	20 / -	vs. Illinois State	W, 3-1	15-13, 15-4, 13-15, 15-8	Sept. 18	2010	15 / -	at Miami *	W, 3-1	19-25, 27-25, 27-25, 25-18
Oct. 1	1982	20 / -	vs. Texas Tech	W, 3-0	15-7, 15-2, 15-4	Sept. 22	2010	13 / 3	vs. Florida	L, 0-3	23-25, 29-31, 21-25
Oct. 2	1982	20 / -	at Missouri State	W, 3-1	15-6, 15-8, 7-15, 15-9	Sept. 24	2010	13 / -	vs. Virginia *	W, 3-0	25-13, 25-19, 25-21
Oct. 2	1982	20 / -	vs. Nebraska	L, 2-3	9-15, 2-15, 15-3, 15-12, 7-15	Sept. 26	2010	13 / -	vs. Virginia Tech *	W, 3-2	25-23, 25-13, 19-25, 19-25, 15-13
Oct. 2	1982	20 / -	vs. Texas-Arlington	L, 2-3	7-15, 15-8, 15-12, 7-15, 11-15	Sept. 30	2010	14 / -	at North Carolina *	L, 2-3	25-18, 20-25, 25-18, 22-25, 14-16
Sept. 17	1993	21 / -	at Texas A&M	L, 1-3	13-15, 13-15, 16-14, 11-15	Oct. 1	2010	14 / -	at NC State *	W, 3-1	25-12, 25-23, 21-25, 25-19
Sept. 18	1993	21 / -	at Houston	W, 3-0	15-11, 15-9, 15-2	Oct. 8	2010	20 / -	vs. Clemson *	W, 3-1	21-25, 25-19, 25-12, 25-21
Sept. 19	1993	21 / -	at Rice	W, 3-1	15-10, 15-9, 8-15, 15-10	Oct. 10	2010	20 / -	vs. Georgia Tech *	L, 0-3	24-26, 11-25, 17-25
Sept. 24	1993	23 / -	vs. Clemson *	W, 3-2	15-7, 16-14, 8-15, 12-15, 15-11	Oct. 15	2010	22 / -	at Boston College *	W, 3-2	23-25, 25-22, 25-17, 23-25, 15-12
Sept. 25	1993	23 / -	vs. Georgia Tech *	W, 3-0	15-8, 15-6, 15-9	Oct. 17	2010	22 / -	at Maryland *	L, 2-3	25-21, 26-28, 25-19, 18-25, 14-16
Sept. 27	1993	23 / -	vs. Jacksonville	W, 3-1	15-7, 13-15, 15-7, 15-3	Oct. 22	2010	24 / -	vs. Wake Forest *	L, 0-3	19-25, 18-25, 20-25
Oct. 1	1993	21 / -	vs. NC State *	W, 3-0	15-12, 15-8, 15-13	Oct. 24	2010	24 / -	vs. Duke *	W, 3-2	19-25, 21-25, 25-21, 25-20, 15-13
Oct. 2	1993	21 / -	vs. NC State *	W, 3-0	15-12, 15-8, 15-13	Oct. 29	2010	25 / -	at Virginia Tech *	L, 2-3	15-25, 25-27, 25-18, 25-23, 13-15
Oct. 3	1993	21 / -	vs. Arkansas State	W, 3-0	15-3, 15-9, 15-2	Oct. 31	2010	25 / -	at Virginia *	L, 2-3	18-25, 13-25, 25-18, 25-19, 14-16
Oct. 8	1993	19 / -	vs. Florida Atlantic	W, 3-0	15-8, 15-6, 15-4	Aug. 30	2011	25 / 9	at Florida	L, 0-3	21-25, 22-25, 22-25
Oct. 15	1993	17 / -	at Virginia *	W, 3-0	15-9, 15-5, 15-10	Sept. 2	2011	25 / 14	vs. Northern Iowa	L, 2-3	25-23, 25-15, 21-25, 21-25, 13-15
Oct. 16	1993	20 / -	at Maryland *	L, 0-3	13-15, 14-16, 14-16	Sept. 3	2011	25 / -	at Delaware	W, 3-0	25-11, 25-23, 25-11
Oct. 22	1993	20 / -	vs. Duke *	L, 1-3	13-15, 15-11, 9-15, 13-15	Sept. 3	2011	25 / -	vs. UC-Irvine	W, 3-0	25-20, 25-19, 25-21
Oct. 23	1993	20 / -	vs. North Carolina *	W, 3-1	15-13, 8-15, 15-4, 15-12	Sept. 9	2011	24 / 20	vs. Michigan	L, 0-3	21-25, 17-25, 15-25
Oct. 29	1993	23 / -	vs. Virginia *	W, 3-0	15-6, 15-8, 15-12	Sept. 9	2011	24 / 23	at Dayton	W, 3-1	25-23, 22-25, 25-23, 25-13
Oct. 30	1993	23 / -	vs. Maryland *	W, 3-0	15-9, 15-12, 15-11	Sept. 10	2011	24 / -	vs. Pepperdine	L, 1-3	21-25, 25-23, 18-25, 23-25
Nov. 5	1993	23 / -	at Georgia Tech *	L, 1-3	8-15, 10-15, 15-9, 12-15	Sept. 23	2011	23 / -	at Virginia *	W, 3-0	25-16, 25-20, 25-21
Nov. 6	1993	23 / -	at Clemson *	L, 0-3	4-15, 10-15, 4-15	Sept. 24	2011	23 / -	at Virginia Tech *	W, 3-0	25-16, 25-21, 25-11
Sept. 4	1998	24 / -	vs. Southeastern Louisiana	W, 3-0	15-7, 15-11, 15-5	Sept. 30	2011	22 / -	vs. Duke *	W, 3-0	25-20, 25-16, 25-19
Sept. 5	1998	24 / -	vs. Florida International	W, 3-0	15-10, 15-9, 15-5	Oct. 2	2011	22 / -	vs. Wake Forest *	W, 3-2	22-25, 25-21, 25-15, 22-25, 15-9
Sept. 5	1998	24 / -	vs. Northern Iowa	W, 3-2	15-11, 15-5, 8-15, 12-15, 15-12	Oct. 7	2011	24 / -	at North Carolina *	W, 3-1	20-25, 25-20, 25-19, 25-18
Sept. 8	1998	22 / -	vs. UCF	W, 3-0	15-6, 15-9, 15-6	Oct. 9	2011	24 / -	at NC State *	W, 3-2	23-25, 25-22, 26-24, 17-25, 15-13
Sept. 11	1998	22 / -	at South Florida	W, 3-0	15-11, 15-7, 15-6	Oct. 14	2011	21 / -	vs. Georgia Tech *	W, 3-0	25-19, 25-23, 25-21
Sept. 12	1998	22 / -	vs. California	W, 3-0	16-14, 15-8, 15-10	Oct. 16	2011	21 / -	vs. Clemson *	W, 3-0	25-22, 29-27, 25-12
Sept. 12	1998	22 / -	vs. Utah State	W, 3-1	6-15, 15-4, 16-14, 15-12	Oct. 21	2011	19 / -	at Maryland *	W, 3-1	25-15, 25-19, 24-26, 25-23
Sept. 18	1998	19 / 4	at UC-Santa Barbara	L, 1-3	13-15, 17-19, 10-15	Oct. 23	2011	19 / -	at Boston College *	W, 3-0	26-24, 25-13, 25-19
Sept. 18	1998	19 / 2	vs. Long Beach State	L, 0-3	7-15, 5-15, 4-15	Oct. 28	2011	19 / -	vs. Virginia Tech *	W, 3-0	25-21, 25-23, 25-12
Sept. 19	1998	19 / -	vs. Pepperdine	L, 1-3	13-15, 8-15, 15-11, 11-15	Oct. 30	2011	19 / -	vs. Virginia *	W, 3-0	25-18, 25-20, 25-14
Sept. 19	1998	19 / -	vs. Santa Clara	L, 3-0	15-2, 15-9, 17-15	Nov. 4	2011	18 / -	vs. NC State *	W, 3-0	25-18, 25-21, 25-15
Sept. 23	1998	21 / 9	at Florida	L, 1-3	15-5, 8-15, 11-15, 10-15	Nov. 6	2011	18 / -	vs. North Carolina *	W, 3-1	25-16, 12-25, 25-21, 25-21
Sept. 26	1998	21 / -	at Clemson *	L, 2-3	5-15, 13-15, 15-6, 17-15, 13-15	Nov. 11	2011	17 / -	at Wake Forest *	W, 3-2	23-25, 25-20, 23-25, 25-22, 16-14
Sept. 27	1998	21 / -	at Georgia Tech *	L, 1-3	12-15, 8-15, 15-8, 5-15	Nov. 13	2011	17 / -	at Duke *	L, 2-3	20-25, 25-14, 20-25, 25-22, 7-15
Sept. 12	2009	22 / -	vs. Middle Tennessee State	W, 3-0	25-20, 25-14, 25-22	Nov. 18	2011	21 / -	at Clemson *	W, 3-1	22-25, 25-15, 25-20, 26-24
Sept. 12	2009	22 / -	at Florida International	W, 3-1	24-26, 25-21, 25-17, 25-12	Nov. 19	2011	21 / -	at Georgia Tech *	W, 3-1	25-20, 17-25, 25-20, 25-15
Sept. 13	2009	22 / -	vs. Albany	W, 3-0	25-21, 25-20, 25-21	Nov. 26	2011	21 / 25	at Miami *	L, 1-3	16-25, 31-33, 25-21, 22-25
Sept. 15	2009	19 / -	vs. Miami *	W, 3-0	25-20, 25-15, 25-17	Dec. 2	2011	21 / -	vs. Albany	W, 3-0	25-15, 25-11, 25-23
Sept. 20	2009	19 / -	vs. Notre Dame	W, 3-2	19-25, 25-17, 18-25, 26-24, 16-14	Dec. 3	2011	21 / -	vs. Cincinnati	W, 3-2	25-23, 16-25, 25-20, 20-25, 15-13
Sept. 25	2009	18 / -	vs. Virginia Tech *	W, 3-1	25-23, 23-25, 25-17, 27-25	Dec. 9	2011	21 / 8	vs. Purdue *	W, 3-1	25-23, 21-25, 25-20, 25-19
Sept. 27	2009	18 / -	vs. Virginia *	W, 3-0	25-14, 25-21, 29-27	Dec. 10	2011	21 / 14	vs. Iowa State &	W, 3-2	25-21, 23-25, 25-20, 19-25, 15-11
Oct. 2	2009	17 / -	vs. Georgia Tech *	L, 2-3	25-19, 25-27, 25-15, 25-27, 14-16	Dec. 15	2011	21 / 4	vs. UCLA	L, 0-3	16-25, 17-25, 21-25
Oct. 4	2009	17 / -	vs. Clemson *	W, 3-2	26-24, 25-20, 23-25, 20-25, 15-7	Aug. 24	2012	12 / 15	at Tennessee	W, 3-0	27-25, 25-15, 25-21
Oct. 9	2009	19 / -	at Wake Forest *	W, 3-0	25-20, 25-14, 25-22	Aug. 25	2012	12 / -	vs. Cincinnati	W, 3-0	25-20, 25-17, 25-14
Oct. 10	2009	19 / -	at Duke *	W, 3-2	25-18, 25-27, 25-20, 23-25, 15-10	Aug. 25	2012	12 / 10	vs. Iowa State	W, 3-2	23-25, 25-23, 25-11, 25-27, 15-11
Oct. 16	2009	17 / -	at Maryland *	W, 3-0	25-12, 25-22, 25-14	Aug. 31	2012	8 / -	vs. Florida International	W, 3-0	25-11, 25-12, 25-16
Oct. 18	2009	17 / -	at Boston College *	W, 3-0	25-14, 25-15, 25-9	Sept. 1	2012	8 / -	vs. Georgia	W, 3-1	26-28, 25-11, 25-21, 25-16
Oct. 23	2009	17 / -	vs. NC State *	W, 3-0	32-30, 25-17, 25-18	Sept. 1	2012	8 / -	at Florida A&M	W, 3-0	25-13, 25-18, 25-18
Oct. 25	2009	17 / -	vs. North Carolina *	W, 3-1	25-18, 23-25, 25-19, 25-15	Sept. 7	2012	6 / -	at Miami *	L, 1-3	25-18, 17-25, 22-25, 18-25
Oct. 30	2009	17 / -	at Virginia *	W, 3-0	25-12, 26-24, 25-19	Sept. 14	2012	11 / 18	vs. Pepperdine	L, 0-3	21-25, 23-25, 15-25
Oct. 31	2009	17 / -	at Virginia Tech *	W, 3-1	25-19, 25-21, 19-25, 25-16	Sept. 14	2012	11 / -	at Houston	W, 3-0	25-14, 25-15, 25-19
Nov. 6	2009	16 / -	vs. Duke *	W, 3-2	22-25, 25-19, 25-13, 21-25, 15-11	Sept. 15	2012	11 / 21	vs. Ohio State	W, 3-1	25-18, 22-25, 25-13, 25-13
Nov. 8	2009	16 / -	vs. Wake Forest *	W, 3-2	25-20, 25-20, 23-25, 22-25, 15-9	Sept. 21	2012	15 / -	at Virginia Tech *	W, 3-2	19-25, 25-19, 22-25, 25-15, 15-11
Nov. 13	2009	15 / -	at Clemson *	W, 3-1	21-25, 25-19, 25-19, 25-19	Sept. 22	2012	15 / -	at Virginia *	W, 3-1	23-25, 25-14, 25-17, 25-12
Nov. 14	2009	15 / -	at Georgia Tech *	W, 3-0	25-20, 25-23, 25-23	Sept. 28	2012	14 / -	vs. Wake Forest *	W, 3-1	25-17, 25-16, 22-25, 25-19
Nov. 20	2009	15 / -	vs. Boston College *	W, 3-0	25-18, 25-18, 25-11	Sept. 30	2012	14 / -	vs. Duke *	W, 3-1	25-20, 22-25, 25-20, 25-16
Nov. 22	2009	15 / -	vs. Maryland *	W, 3-0	25-22, 25-23, 25-9	Oct. 5	2012	13 / -	vs. North Carolina *	W, 3-0	25-23, 26-24, 25-23
Nov. 25	2009	14 / -	at Miami *	W, 3-1	24-26, 25-16, 25-19, 25-16	Oct. 7	2012	13 / -	vs. NC State *	W, 3-0	25-23, 25-23, 25-16
Dec. 5	2009	12 / -	vs. Alabama A&M	W, 3-0	25-10, 25-19, 25-10	Oct. 12	2012	12 / -	at Boston College *	W, 3-0	25-20, 25-15, 25-19
Dec. 6	2009	12 / -	vs. Jacksonville State	W, 3-0	25-18, 26-24, 25-22	Oct. 14	2012	12 / -	at Maryland *	W, 3-1	25-22, 25-17, 22-25, 25-17
Dec. 11	2009	12 / 13	vs. Kentucky &	W, 3-2	16-25, 26-24, 25-17, 19-25, 17-15	Oct. 19	2012	12 / -	at Georgia Tech *	W, 3-2	33-35, 23-25, 25-13, 25-17, 15-10
Dec. 12	2009	12 / 11	at Minnesota &	L, 1-3	20-25, 7-25, 25-18, 17-25	Oct. 21	2012	12 / -	at Clemson *	W, 3-0	25-9, 25-23, 25-19
Aug. 27	2010	15 / -	vs. New Mexico State	W, 3-1	25-16, 26-28, 25-16, 25-10	Oct. 24	2012	12 / 11	vs. Florida	W, 3-0	25-23, 25-22, 25-21
Aug. 28	2010	15 / -	vs. Florida International	W, 3-0	25-20, 25-10, 25-21	Oct. 26	2012	12 / -	vs. Virginia *	W, 3-0	25-19, 25-11, 25-16
Aug. 28	2010	15 / -	vs. South Florida	W, 3-0	25-20, 25-11, 25-21	Oct. 28	2012	12 / -	vs. Virginia Tech *	W, 3-0	25-21, 25-20, 25-19
Sept. 3	2010	13 / -	at Houston	W, 3-0	25-19, 25-19, 25-13	Nov. 2	2012	11 / -	at NC State *	W, 3-0	26-24, 25-16, 25-21
Sept. 4	2010	13 / 17	vs. Tennessee	L, 0-3	20-25, 23-25, 20-25	Nov. 3	2012	11 / -	at North Carolina *	L, 1-3	25-23, 20-25, 24-26, 21-25
Sept. 4	2010	13 / -	vs. Oklahoma	W, 3-1	25-16, 19-25, 25-18, 25-16	Nov. 8	2012	13 / -	at Duke *	W, 3-0	25-16, 26-24, 25-22
Sept. 10	2010	17 / -	vs. Kansas State	W, 3-2	19-25, 25-19, 25-15, 20-25, 15-11	Nov. 10	2012	13 / -	at Wake Forest *	W, 3-1	25-23, 25-21, 19-25, 25-14
Sept. 10	2010	17 / 16	at Kentucky	W, 3-2	21-25, 25-22, 25-20, 17-25, 15-6	Nov. 16	2012	11 / -	vs. Maryland *	W, 3-0	25-21, 25-15, 25-19



FLORIDA STATE AVCA POLL HISTORY

Date	Season	FSU/Opp. Rank	Opponent	Result	Scores	Date	Season	FSU/Opp. Rank	Opponent	Result	Scores
Nov. 18	2012	11/-	vs. Boston College *	W, 3-0	25-22, 25-13, 25-22	Sept. 5	2015	14/22	at (22) Ohio State	L, 2-3	25-21, 19-25, 25-20, 19-25, 11-15
Nov. 23	2012	12/23	vs. Miami *	W, 3-1	25-20, 22-25, 25-14, 29-27	Sept. 6	2015	14/-	vs. Northern Illinois	W, 3-0	25-23, 25-13, 25-19
Nov. 30	2012	12/-	vs. Hofstra	W, 3-0	25-21, 25-10, 25-20	Sept. 6	2015	14/22	at (22) Ohio State	L, 1-3	19-25, 25-18, 13-25, 21-25
Dec. 1	2012	12/22	vs. Purdue	L, 2-3	20-25, 25-21, 21-25, 25-23, 11-15	Sept. 11	2015	19/-	vs. Coastal Carolina	W, 3-0	25-15, 25-16, 25-10
Aug. 30	2013	18/-	vs. Illinois	L, 0-3	18-25, 23-25, 23-25	Sept. 12	2015	19/-	at Florida A&M	W, 3-0	25-15, 25-16, 28-26
Aug. 30	2013	18/17	vs. Kentucky	W, 3-0	27-25, 25-23, 25-20	Sept. 12	2015	19/-	vs. Xavier	W, 3-0	25-21, 26-24, 25-15
Aug. 31	2013	18/-	at Long Beach State	W, 3-2	15-25, 25-23, 20-25, 25-18, 15-12	Sept. 18	2015	18/-	vs. Texas A&M	W, 3-1	25-20, 25-12, 21-25, 25-16
Sept. 6	2013	15/23	vs. Ohio State	L, 1-3	29-27, 24-26, 14-25, 20-25	Sept. 20	2015	18/5	at Florida	L, 1-3	25-22, 18-25, 21-25, 20-25
Sept. 7	2013	15/16	vs. Western Kentucky	W, 3-1	20-25, 25-15, 25-15, 25-23	Sept. 23	2015	17/-	vs. Miami *	W, 3-2	25-20, 25-21, 19-25, 20-25, 15-11
Sept. 7	2013	15/-	vs. Florida Gulf Coast	W, 3-0	25-17, 25-13, 25-20	Sept. 27	2015	17/-	at Notre Dame *	W, 3-0	25-20, 25-21, 19-25, 20-25, 15-12
Sept. 12	2013	16/-	vs. Siena	W, 3-0	25-18, 25-9, 25-17	Oct. 2	2015	17/-	vs. Clemson *	W, 3-0	25-22, 25-15, 25-15
Sept. 12	2013	16/-	at Texas A&M	L, 0-3	25-27, 25-27, 22-25	Oct. 4	2015	17/-	vs. Georgia Tech *	W, 3-0	25-22, 25-20, 25-13
Sept. 13	2013	16/7	vs. Michigan	W, 3-2	21-25, 23-25, 25-17, 25-19, 15-13	Oct. 9	2015	18/-	at Duke *	W, 3-2	25-22, 25-22, 20-25, 21-25, 15-12
Sept. 17	2013	17/4	at Florida	L, 0-3	20-25, 24-26, 23-25	Oct. 11	2015	18/-	at Wake Forest *	W, 3-0	25-11, 25-17, 25-18
Sept. 21	2013	17/-	at Auburn	W, 3-2	25-22, 28-30, 25-16, 22-25, 15-11	Oct. 16	2015	t-18/-	at North Carolina *	W, 3-2	25-20, 22-25, 18-25, 25-21, 15-10
Sept. 28	2013	17/-	at Syracuse *	W, 3-1	19-25, 25-16, 25-13, 25-13	Oct. 18	2015	t-18/-	at NC State *	W, 3-1	25-18, 33-31, 22-25, 25-20
Sept. 29	2013	17/-	at Boston College *	W, 3-0	25-23, 25-8, 25-13	Oct. 23	2015	17/-	vs. Syracuse *	W, 3-0	25-16, 25-19, 25-20
Oct. 4	2013	18/-	at Georgia Tech *	L, 1-3	25-20, 24-26, 17-25, 22-25	Oct. 25	2015	17/-	vs. Boston College *	W, 3-0	25-16, 25-19, 25-24
Oct. 5	2013	18/-	at Clemson *	W, 3-2	19-25, 17-25, 25-23, 25-21, 15-8	Oct. 30	2015	15/-	at Pittsburgh *	L, 0-3	14-25, 23-25, 26-28
Oct. 11	2013	21/-	vs. Maryland *	W, 3-0	25-19, 25-23, 25-14	Nov. 1	2015	15/-	at Virginia Tech *	W, 3-0	25-17, 25-21, 25-15
Oct. 13	2013	21/-	vs. Pittsburgh *	W, 3-0	25-22, 25-23, 25-20	Nov. 4	2015	17/-	at Miami *	L, 1-3	25-20, 23-25, 26-28, 14-25
Oct. 16	2013	19/-	vs. Miami *	W, 3-1	25-23, 24-26, 25-13, 25-19	Nov. 8	2015	17/-	vs. Virginia *	W, 3-0	31-29, 25-15, 25-19
Oct. 20	2013	19/-	at Notre Dame *	W, 3-0	25-8, 25-23, 25-13	Nov. 13	2015	20/-	vs. Notre Dame *	W, 3-0	25-18, 25-14, 25-19
Oct. 25	2013	18/23	at Duke *	L, 2-3	20-25, 25-22, 22-25, 25-23, 9-15	Nov. 15	2015	20/22	vs. Louisville *	L, 2-3	25-21, 24-26, 25-18, 26-28, 9-15
Oct. 26	2013	18/-	at Wake Forest *	W, 3-1	24-26, 25-16, 25-20, 25-22	Nov. 20	2015	20/-	vs. Wake Forest *	W, 3-1	25-12, 25-19, 22-25, 25-16
Nov. 1	2013	20/12	vs. North Carolina *	W, 3-2	25-27, 25-21, 25-16, 17-25, 15-8	Nov. 22	2015	20/-	vs. Duke *	W, 3-1	19-25, 25-18, 25-23, 25-17
Nov. 3	2013	20/-	vs. NC State *	W, 3-0	25-12, 25-18, 25-17	Nov. 25	2015	20/-	at Georgia Tech *	W, 3-2	25-20, 22-25, 23-25, 25-20, 15-7
Nov. 8	2013	18/-	at Virginia *	W, 3-1	25-22, 27-29, 25-21, 25-21	Nov. 27	2015	20/-	at Clemson *	W, 3-0	25-22, 27-25, 25-15
Nov. 9	2013	18/-	at Virginia Tech *	L, 1-3	21-25, 25-20, 21-25, 15-25	Dec. 3	2015	19/-	vs. Arizona State	W, 3-0	25-13, 25-17, 25-21
Nov. 13	2013	22/-	at Miami *	W, 3-1	25-16, 25-23, 21-25, 25-13	Dec. 4	2015	19/16	at Florida	L, 1-3	25-23, 19-25, 23-25, 19-25
Nov. 17	2013	22/-	vs. Notre Dame *	W, 3-0	25-13, 25-21, 25-21	Aug. 27	2016	17/-	at UCF	W, 3-0	25-23, 25-23, 25-13
Nov. 22	2013	19/-	vs. Wake Forest *	W, 3-0	25-12, 25-16, 25-20	Sept. 1	2016	16/14	vs. Texas A&M	W, 3-2	18-25, 19-25, 25-20, 25-21, 15-8
Nov. 24	2013	19/13	vs. Duke *	W, 3-0	25-22, 25-22, 25-17	Sept. 2	2016	16/-	vs. Alabama	W, 3-2	22-25, 25-21, 20-25, 25-19, 15-12
Nov. 27	2013	16/-	vs. Clemson *	W, 3-0	25-21, 25-23, 25-16	Sept. 3	2016	16/6	vs. Minnesota	L, 1-3	14-25, 24-26, 25-21, 12-25
Nov. 29	2013	16/-	vs. Georgia Tech *	W, 3-0	25-10, 25-13, 25-21	Sept. 8	2016	13/-	vs. Baylor	W, 3-2	18-25, 25-15, 25-13, 19-25, 15-13
Dec. 5	2013	16/-	vs. Georgia Southern	W, 3-0	25-19, 25-20, 25-20	Sept. 9	2016	13/-	vs. Florida A&M	W, 3-0	25-20, 25-22, 25-21
Dec. 6	2013	16/6	vs. Florida	W, 3-2	25-15, 20-25, 22-25, 25-22, 15-9	Sept. 9	2016	13/-	vs. Little Rock	W, 3-0	25-15, 25-19, 25-20
Dec. 13	2013	16/13	vs. Wisconsin &	L, 1-3	15-25, 25-23, 22-25, 15-25	Sept. 14	2016	13/7	vs. Florida	L, 3-1	25-27, 25-19, 22-25, 19-25
Aug. 29	2014	13/7	at Nebraska	W, 3-1	18-25, 27-25, 25-23, 25-23	Sept. 18	2016	15/-	at LSU	W, 3-0	26-24, 25-20, 25-18
Aug. 31	2014	13/-	at Iowa State	W, 3-0	25-21, 25-16, 25-11	Sept. 23	2016	15/-	vs. Miami *	W, 3-0	25-12, 25-15, 25-19
Sept. 3	2014	8/11	vs. Florida	W, 3-2	28-30, 25-21, 23-25, 25-23, 15-9	Sept. 25	2016	15/-	vs. Louisville *	W, 3-1	26-24, 25-18, 23-25, 25-22
Sept. 6	2014	8/-	vs. Marquette	W, 3-2	21-25, 25-19, 25-19, 25-27, 15-13	Sept. 30	2016	15/-	vs. Syracuse *	W, 3-0	25-17, 25-16, 25-16
Sept. 7	2014	8/-	at American	W, 3-2	19-25, 25-12, 25-22, 10-25, 15-9	Oct. 2	2016	15/-	vs. Boston College *	W, 3-0	25-20, 25-17, 25-15
Sept. 12	2014	7/-	vs. Samford	W, 3-0	25-19, 25-8, 25-13	Oct. 7	2016	16/9	at North Carolina *	L, 3-0	12-25, 22-25, 21-25
Sept. 13	2014	7/-	vs. Central Arkansas	W, 3-0	25-11, 25-18, 25-17	Oct. 9	2016	16/-	at NC State *	W, 3-1	25-22, 25-19, 23-25, 27-25
Sept. 13	2014	7/-	vs. LSU	W, 3-1	19-25, 25-19, 25-23, 25-16	Oct. 14	2016	14/-	vs. Virginia Tech *	W, 3-2	25-13, 25-21, 15-25, 26-24, 12-8
Sept. 15	2014	6/-	vs. Auburn	W, 3-2	25-17, 26-28, 17-25, 25-16, 15-8	Oct. 16	2016	15/-	vs. Pittsburgh *	W, 3-1	25-22, 24-26, 25-20, 25-23
Sept. 19	2014	6/21	at Texas A&M	W, 3-1	25-22, 23-25, 26-24, 25-21	Oct. 19	2016	15/-	at Miami *	W, 3-0	25-12, 25-15, 25-22
Sept. 20	2014	6/21	at Texas A&M	W, 3-0	25-20, 25-16, 25-8	Oct. 21	2016	12/-	at Virginia *	W, 3-0	27-25, 25-22, 25-16
Sept. 26	2014	6/12	vs. North Carolina *	W, 3-0	25-22, 25-22, 32-30	Oct. 28	2016	11/-	at Louisville *	W, 3-1	23-25, 25-18, 29-27, 25-10
Sept. 28	2014	6/-	vs. Notre Dame *	W, 3-0	34-32, 25-22, 25-19	Oct. 30	2016	11/-	at Notre Dame *	W, 3-1	17-25, 26-24, 25-14, 25-20
Oct. 3	2014	5/-	at Georgia Tech *	W, 3-0	25-17, 25-22, 25-18	Nov. 4	2016	10/-	vs. NC State *	L, 2-3	23-25, 21-25, 25-17, 25-22, 8-15
Oct. 5	2014	5/-	at Miami *	W, 3-2	26-28, 25-19, 25-20, 27-29, 15-9	Nov. 6	2016	10/12	vs. North Carolina *	L, 2-3	25-13, 25-21, 11-25, 22-25, 13-15
Oct. 10	2014	4/-	at Louisville *	W, 3-1	25-21, 24-26, 25-18, 25-22	Nov. 11	2016	18/-	at Boston College *	W, 3-1	22-25, 25-17, 25-17, 25-18
Oct. 12	2014	4/-	vs. NC State *	W, 3-0	25-21, 25-16, 25-23	Nov. 13	2016	18/-	at Syracuse *	W, 3-1	25-23, 25-9, 24-26, 25-20
Oct. 17	2014	4/-	vs. Florida A&M	W, 3-0	26-24, 25-21, 25-18	Nov. 18	2016	17/-	at Duke *	W, 3-1	20-25, 25-16, 25-23, 25-20
Oct. 19	2014	4/-	vs. Virginia Tech *	W, 3-1	25-22, 25-17, 21-25, 25-23	Nov. 20	2016	17/-	at Wake Forest *	W, 3-1	25-18, 22-25, 25-20, 25-21
Oct. 24	2014	4/-	at Pittsburgh *	W, 3-2	24-26, 18-25, 25-17, 25-19, 15-11	Nov. 23	2016	16/-	vs. Clemson *	W, 3-1	25-16, 24-26, 25-17, 25-17
Oct. 26	2014	4/-	at Wake Forest *	W, 3-1	25-17, 18-25, 25-11, 25-22	Nov. 25	2016	16/-	vs. Georgia Tech *	W, 3-2	25-17, 25-22, 16-25, 23-25, 15-13
Oct. 31	2014	3/-	at NC State *	W, 3-1	18-25, 25-17, 25-19, 25-17	Dec. 2	2016	16/-	vs. Cincinnati	W, 3-1	20-25, 25-14, 25-23, 25-23
Nov. 2	2014	3/-	at Clemson *	W, 3-2	22-25, 25-22, 21-25, 25-18, 15-12	Dec. 3	2016	16/11	at Florida	W, 3-2	13-25, 16-25, 25-23, 25-19, 15-12
Nov. 7	2014	3/-	vs. Virginia *	W, 3-1	25-17, 25-15, 20-25, 25-22	Dec. 9	2016	16/6	vs. Stanford	L, 1-3	27-25, 20-25, 9-25, 23-25
Nov. 13	2014	3/-	at Duke *	L, 1-3	25-20, 20-25, 21-25, 21-25	Aug. 25	2017	15/-	at Baylor	W, 3-1	26-19, 12-25, 25-21, 25-22
Nov. 14	2014	3/8	at North Carolina *	L, 1-3	24-26, 25-19, 22-25, 20-25	Aug. 26	2017	15/-	vs. Illinois State	W, 3-2	25-23, 28-30, 23-25, 26-24, 15-7
Nov. 21	2014	8/-	vs. Boston College *	W, 3-0	25-22, 28-26, 25-20	Aug. 26	2017	15/-	vs. UC Santa Barbara	W, 3-2	25-22, 25-27, 26-28, 25-18, 15-13
Nov. 23	2014	8/-	vs. Syracuse *	W, 3-0	25-19, 25-15, 25-17	Sept. 1	2017	15/-	UNC Asheville	W, 3-0	25-19, 25-15, 25-20
Nov. 26	2014	8/-	vs. Clemson *	W, 3-0	25-18, 25-21, 25-13	Sept. 2	2017	15/-	Colorado State	L, 0-3	21-25, 23-25, 15-25
Nov. 28	2014	8/-	vs. Miami *	W, 3-0	25-21, 25-22, 25-18	Sept. 3	2017	15/-	TCU	W, 3-1	25-16, 25-23, 23-25, 25-21
Dec. 4	2014	8/-	vs. Jacksonville	W, 3-0	25-13, 25-21, 25-15	Sept. 16	2017	20/-	Auburn	W, 3-2	25-19, 18-25, 27-25, 19-25, 15-12
Dec. 5	2014	8/-	vs. Alabama	W, 3-0	25-18, 25-22, 25-19						
Dec. 12	2014	8/12	vs. Brigham Young &	L, 1-3	20-25, 19-25, 25-19, 24-26						
Aug. 28	2015	9/-	vs. Oklahoma	W, 3-1	25-21, 25-23, 21-25, 25-18						
Aug. 29	2015	9/24	at (24) Colorado	L, 2-3	20-25, 25-17, 27-2						



POSTSEASON TOURNAMENT RESULTS

AIAW TOURNAMENT / CHAMPIONSHIPS <13-22>

	1973	-/-	vs. Southern Connecticut State	W	2-0	15-7, 14-12
	1973	-/-	vs. UCLA	L	0-2	9-15, 10-15
	1973	-/-	vs. Missouri State	W	2-0	15-10, 15-12
	1973	-/-	vs. Texas-Arlington	L	0-2	7-15, 12-15
	1973	-/-	vs. Winthrop	W	2-0	15-9, 15-10
Dec. 12	1974	-/-	vs. Illinois State	L	0-2	9-15, 14-16
Dec. 13	1974	-/-	vs. Brooklyn College	L	0-2	12-15, 0-15
Dec. 13	1974	-/-	vs. Texas Woman's College	L	0-2	5-15, 6-15
Dec. 14	1974	-/-	vs. Long Beach State	L	0-2	7-15, 1-15
Dec. 14	1974	-/-	vs. Oregon	L	1-2	15-12, 6-15, 6-15
	1978	-/-	vs. Missouri State	L	1-2	15-12, 11-15, 6-15
	1978	-/-	vs. Arizona	L	1-2	11-15, 16-14, 1-15
	1978	-/-	vs. Texas A&M	L	0-2	9-15, 8-15
	1978	-/-	vs. Pepperdine	L	1-2	5-15, 15-12, 3-15
	1978	-/-	vs. California	L	1-2	2-15, 15-12, 7-15
Dec. 6	1979	-/-	vs. Brigham Young	L	1-2	16-14, 7-15, 7-15
Dec. 6	1979	-/-	vs. Houston	L	0-2	9-15, 8-15
Dec. 6	1979	-/-	vs. UCLA	L	0-2	9-15, 5-15
Dec. 6	1979	-/-	vs. Purdue	L	0-2	14-16, 14-16
Nov. 20	1980	-/-	vs. South Alabama	W	2-0	15-5, 15-5
Nov. 20	1980	-/-	vs. Auburn	W	2-0	15-1, 15-2
Nov. 21	1980	-/-	vs. Mississippi	L	0-2	15-1, 9-15, 14-16
Nov. 21	1980	-/-	vs. Mississippi	W	2-0	15-8, 15-6
Nov. 22	1980	-/-	vs. Alabama	L	1-2	14-16, 15-11, 11-15
Nov. 22	1980	-/-	vs. Miami	L	0-2	13-15, 4-15
Nov. 20	1981	-/-	vs. Mississippi	W	2-0	15-3, 15-8
Nov. 20	1981	-/-	vs. Miami	W	2-0	15-9, 15-12
Nov. 21	1981	-/-	vs. UCF	W	2-0	15-12, 15-9
Nov. 22	1981	-/-	vs. Georgia	W	2-0	15-1, 15-5
Dec. 10	1981	-/-	vs. North Carolina	W	3-0	15-5, 15-10, 15-1
Dec. 10	1981	-/-	vs. Portland State	L	1-3	15-7, 9-15, 10-15, 18-20
Dec. 11	1981	-/-	vs. Minnesota	W	3-0	15-6, 15-13, 15-11
Dec. 11	1981	-/-	vs. Texas	L	2-2	12-15, 15-3, 5-15, 15-11, 12-15
Dec. 12	1981	-/-	vs. Texas-Arlington	W	2-1	15-11, 18-20, 15-11
Dec. 12	1981	-/-	vs. Utah State	L	0-3	9-15, 15-13, 10-15

METRO TOURNAMENT <24-8>

Nov. 21	1982	-/-	vs. Tulane ^	W	2-0	15-5, 15-12
Nov. 21	1982	-/-	vs. Memphis ^	W	2-0	15-7, 15-1
Nov. 21	1982	-/-	vs. Cincinnati ^	L	1-2	15-10, 13-15, 5-15
Nov. 22	1982	-/-	vs. Southern Mississippi ^	W	2-0	15-3, 15-2
Nov. 22	1982	-/-	vs. Virginia Tech ^	W	2-0	15-11, 15-3
Nov. 22	1982	-/-	vs. Louisville ^	L	1-2	13-15, 15-12, 12-15
Nov. 23	1982	-/-	vs. Louisville ^	L	2-3	13-15, 16-14, 15-11, 12-15, 13-15
Nov. 23	1982	-/-	vs. Memphis ^	W	3-0	15-6, 15-5, 15-7
Nov. 18	1983	-/-	vs. Southern Mississippi ?	W	3-0	15-0, 15-0, 15-4
Nov. 19	1983	-/-	vs. Cincinnati ?	W	3-1	13-15, 15-12, 15-12, 15-9
Nov. 19	1983	-/-	vs. South Carolina ?	W	3-2	13-15, 15-8, 15-9, 10-15, 15-4
Dec. 5	1983	- / 13	vs. Tennessee +	L	2-3	15-12, 15-12, 1-15, 10-15, 8-15
Nov. 16	1984	-/-	vs. Virginia Tech !	W	3-0	15-1, 15-6, 15-8
Nov. 17	1984	-/-	at South Carolina !	L	1-3	11-15, 11-15, 11-15
Nov. 23	1985	-/-	at Southern Mississippi ^	W	3-0	15-13, 15-13, 15-3
Nov. 24	1985	-/-	vs. South Carolina ^	W	3-1	15-1, 15-3, 13-15, 15-12
Nov. 29	1985	-/-	vs. Brigham Young ^	L	0-3	2-15, 6-15, 5-15
Nov. 29	1985	-/-	vs. Georgia ^	W	1-3	9-15, 16-14, 7-15, 11-15
Nov. 22	1986	-/-	at Virginia Tech ^	W	3-0	15-7, 16-14, 15-10
Nov. 23	1986	-/-	vs. South Carolina ^	W	3-1	7-15, 15-13, 15-3, 15-7
Nov. 21	1987	-/-	vs. South Carolina \$	W	3-1	15-9, 15-4, 12-15, 15-8



POSTSEASON TOURNAMENT RESULTS

Nov. 22	1987	-/-	vs. Cincinnati \$	W	3-1	15-4, 15-12, 6-15, 15-11
Nov. 27	1987	-/-	vs. Houston \$	L	2-3	15-7, 15-3, 11-15, 8-15, 11-15
Nov. 29	1987	-/18	vs. Long Beach State \$	L	2-3	10-15, 17-15, 15-2, 9-15, 11-15
Nov. 18	1988	-/-	vs. Southern Mississippi #	W	3-0	15-10, 15-5, 15-6
Nov. 19	1988	-/-	vs. South Carolina #	W	3-0	15-8, 15-13, 15-6
Nov. 20	1988	-/-	at Cincinnati #	W	3-1	10-15, 15-10, 15-7, 15-9
Nov. 17	1989	-/-	vs. Southern Mississippi \$	W	3-0	15-2, 15-3, 15-7
Nov. 18	1989	-/-	vs. Louisville \$	W	3-0	15-2, 15-7, 15-9
Nov. 19	1989	-/-	vs. Cincinnati \$	W	3-0	15-12, 15-4, 15-7
Nov. 16	1990	-/-	vs. Virginia Tech %	W	3-0	15-11, 15-9, 15-4
Nov. 17	1990	-/-	at Louisville %	W	3-2	15-3, 6-15, 14-16, 15-10, 16-14

ACC TOURNAMENT <16-13>

Nov. 22	1991	-/-	vs. North Carolina \$	W	3-0	15-7, 15-6, 15-6
Nov. 23	1991	-/-	at Virginia \$	L	1-3	11-15, 9-15, 16-14, 6-15
Nov. 20	1992	-/-	vs. Virginia %	W	3-0	15-7, 15-3, 15-4
Nov. 21	1992	-/-	at Maryland %	W	3-2	8-15, 15-8, 12-15, 15-10, 15-8
Nov. 22	1992	-/-	vs. Duke %	L	2-3	9-15, 15-9, 15-11, 11-15, 11-15
Nov. 19	1993	-/-	vs. North Carolina #	W	3-0	15-13, 15-3, 15-7
Nov. 20	1993	-/-	vs. Clemson #	W	3-0	17-15, 15-12, 15-7
Nov. 21	1993	-/20	at Duke #	L	0-3	6-15, 6-15, 5-15
Nov. 18	1994	-/-	vs. Maryland #	W	3-1	16-14, 15-6, 5-15, 15-12
Nov. 19	1994	-/21	vs. Duke #	L	0-3	8-15, 7-15, 8-15
Nov. 16	1995	-/-	at Clemson #	W	3-2	15-8, 6-15, 6-15, 16-14, 15-13
Nov. 17	1995	-/-	vs. Maryland #	L	0-3	9-15, 11-15, 3-15
Nov. 22	1996	-/-	at Georgia Tech #	L	0-3	8-15, 12-15, 8-15
Nov. 21	1997	-/-	vs. Virginia \$	W	3-2	15-9, 9-15, 17-15, 13-15, 15-8
Nov. 22	1997	-/-	vs. Georgia Tech \$	L	1-3	14-16, 10-15, 15-5, 6-15
Nov. 20	1998	-/-	vs. Wake Forest \$	W	3-0	15-6, 15-11, 15-11
Nov. 21	1998	-/-	vs. Virginia \$	W	3-0	15-10, 15-12, 15-9
Nov. 22	1998	-/-	vs. North Carolina \$	W	3-0	15-8, 15-1, 15-10
Nov. 19	1999	-/16	vs. Clemson \$	L	0-3	4-15, 5-15, 8-15
Nov. 16	2000	-/-	vs. Duke \$	L	1-3	14-16, 10-15, 15-4, 10-15
Nov. 15	2001	-/-	vs. Wake Forest \$	W	3-0	30-23, 30-26, 30-27
Nov. 17	2001	-/-	vs. Duke \$	W	3-1	32-30, 30-21, 13-30, 30-20
Nov. 18	2001	-/-	vs. North Carolina \$	L	1-3	20-30, 27-30, 30-28, 23-30
Nov. 22	2002	-/-	vs. Clemson \$	W	3-2	29-31, 30-23, 30-28, 30-32, 17-15
Nov. 23	2002	-/12	vs. North Carolina \$	W	3-0	30-23, 30-25, 30-23
Nov. 24	2002	-/20	at Georgia Tech \$	L	1-3	23-30, 23-30, 30-23, 19-30
Nov. 20	2003	-/-	vs. NC State \$	W	3-0	30-22, 30-23, 30-20
Nov. 21	2003	-/6	vs. Georgia Tech \$	L	1-3	23-30, 31-29, 19-30, 27-30
Nov. 19	2004	-/-	vs. North Carolina \$	L	0-3	17-30, 31-33, 24-30

NCAA TOURNAMENT <18-22>

Dec. 5	1983	-/13	vs. Tennessee	L	2-3	15-12, 15-12, 1-15, 10-15, 8-15
Dec. 7	1985	-/-	at Georgia &	L	0-3	6-15, 1-15, 11-15
Dec. 5	1987	-/9	at Texas ^	L	0-3	6-15, 11-15, 9-15
Dec. 4	1988	-/-	vs. Colorado State ^	L	1-3	3-15, 5-15, 15-9, 7-15
Nov. 30	1989	-/17	vs. California ^	L	1-3	15-11, 11-15, 13-15, 13-15
Nov. 30	1990	-/-	at Kentucky ^	L	1-3	12-15, 10-15, 15-10, 10-15
Dec. 2	1992	-/5	at Florida ^	L	0-3	9-15, 3-15, 10-15
Dec. 1	1993	-/-	vs. DePaul ^	W	3-1	15-8, 7-15, 15-10, 15-13
Dec. 5	1993	-/11	vs. Pacific ^	L	1-3	6-15, 17-15, 6-15, 9-15
Nov. 25	1994	-/-	vs. South Florida \$	W	3-1	11-15, 16-14, 15-6, 15-7
Nov. 26	1994	-/17	at Georgia \$	L	1-3	8-15, 15-5, 6-15, 6-15
Dec. 5	1997	-/-	vs. South Florida ^	L	2-3	15-8, 4-15, 13-15, 15-7, 9-15
Dec. 4	1998	-/-	vs. Northern Illinois ^	L	1-3	15-10, 11-15, 10-15, 12-15
Dec. 6	2002	-/-	vs. South Florida ^	L	0-3	21-30, 19-30, 28-30
Nov. 28	2003	-/-	at Georgia ^	L	1-3	23-30, 26-30, 30-28, 28-30
Dec. 5	2009	12/-	vs. Alabama A&M ^	W	3-0	25-10, 25-19, 25-10



POSTSEASON TOURNAMENT RESULTS

Dec. 6	2009	12 / -	vs. Jacksonville State ^	W	3-0	25-18, 26-24, 25-22
Dec. 11	2009	12 / 13	vs. Kentucky &	W	3-2	16-25, 26-24, 25-17, 19-25, 17-15
Dec. 12	2009	12 / 11	at Minnesota &	L	1-3	20-25, 7-25, 25-18, 17-25
Dec. 3	2010	- / -	vs. Georgia Southern ^	W	3-1	25-20, 23-25, 25-22, 25-13
Dec. 4	2010	- / 1	at Florida ^	L	2-3	25-20, 22-25, 25-22, 21-25, 15-17
Dec. 2	2011	21 / -	vs. Albany ^	W	3-0	25-15, 25-11, 25-23
Dec. 3	2011	21 / -	vs. Cincinnati ^	W	3-2	25-23, 16-25, 25-20, 20-25, 15-13
Dec. 9	2011	21 / 8	vs. Purdue &	W	3-1	25-23, 21-25, 25-20, 25-19
Dec. 10	2011	21 / 14	vs. Iowa State &	W	3-2	25-21, 23-25, 25-20, 19-25, 15-11
Dec. 15	2011	21 / 4	vs. UCLA +	L	0-3	16-25, 17-25, 21-25
Nov. 30	2012	12 / -	vs. Hofstra ^	W	3-0	25-21, 25-10, 25-20
Dec. 1	2012	12 / 22	vs. Purdue ^	L	2-3	20-25, 25-21, 21-25, 25-23, 11-15
Dec. 5	2013	16 / -	vs. Georgia Southern ^	W	3-0	25-19, 25-20, 25-20
Dec. 6	2013	16 / 6	vs. Florida ^	W	3-2	25-15, 20-25, 22-25, 25-22, 15-9
Dec. 13	2013	16 / 13	vs. Wisconsin &	L	1-3	15-25, 25-23, 22-25, 15-25
Dec. 4	2014	8 / -	vs. Jacksonville ^	W	3-0	25-13, 25-21, 25-15
Dec. 5	2014	8 / -	vs. Alabama ^	W	3-0	25-18, 25-22, 25-19
Dec. 12	2014	8 / 12	vs. Brigham Young &	L	1-3	20-25, 19-25, 25-19, 24-26
Dec. 3	2015	19 / -	vs. Arizona State ^	W	3-0	25-13, 25-17, 25-21
Dec. 4	2015	19 / 16	at Florida ^	L	1-3	25-23, 19-25, 23-25, 19-25
Dec. 2	2016	16 / -	vs. Cincinnati ^	W	3-1	20-25, 25-14, 25-23, 25-23
Dec. 3	2016	16 / 11	at Florida &	W	3-2	13-25, 16-25, 25-23, 25-19, 15-12
Dec. 9	2016	16 / 9	vs. Stanford &	L	1-3	27-25, 20-25, 9-25, 23-25
Dec. 1	2017	- / -	vs. Washington State ^	L	1-3	32-34, 14-25, 25-23, 13-25

AVCA TOP 25 NOTES

- Florida State has posted 34 victories against teams ranked in the AVCA Top 25, including 26 since the arrival of Chris Poole in 2008.
- The Seminoles first cracked the AVCA polls on Sept. 21, 1982, playing 253 matches as an AVCA Top 25 program.
- Entering the 2017 season Florida State has spent the last 90 weeks ranked in the AVCA Top 25 polls. The streak began on Sept. 19, 2011 when the Seminoles brandished a 23rd overall ranking.
- Florida State has been ranked in the AVCA Top 25 in 114 of the 140 weeks since Poole's arrival in 2008.
- Poole has amassed 34 AVCA Top 25 victories over the course of his coaching career.
- The Seminoles have posted 16 AVCA Top 25 victories at home, including 27 at Tully Gymnasium under Poole.
- Florida State has posted five of its eight wins against AVCA Top 25 programs in the last eight years, including a 3-2 win over in-state rival and sixth-ranked Florida (25-15, 20-25, 22-25, 25-22, 15-9) on Dec. 6, 2013. That win marks the highest ranked team that the Seminoles, who were ranked 16th, have defeated in program history.
- The Seminoles came away with six AVCA Top 25 victories over the course of the 2013 season—the most in any season in program history.
- Florida State has posted multiple AVCA Top 25 victories in seven different seasons (*number in parentheses indicates Top 25 teams defeated*): 1989 (2); 2002 (2); 2009 (2); 2011 (5); 2012 (5); 2013 (6); 2014 (5), 2016 (2).
- 16 of the 36 AVCA Top 25 victories by the Seminoles have come against schools in the Southeastern Conference (*number in parentheses indicates victories against*): Kentucky (5); Florida (7); Texas A&M (2); LSU (1); Tennessee (1).
- Before a 3-0 victory against eighth-ranked Illinois (26-24, 25-22, 25-17) on Sept. 4, 2009, the first Top 25 by Florida State in the tenure of Poole, the Seminoles had gone seven years since posting a victory against a Top 25 program—which came against No. 12 North Carolina (30-23, 30-25, 30-23) on Nov. 23, 2002.
- Cecile Reynaud finished with six nationally-ranked wins in her career at Florida State, posting her first on Nov. 12, 1988 at ninth-ranked Kentucky.

NCAA TOURNAMENT NOTES

- Florida State has posted 18 wins in the NCAA Tournament since making its first appearance on Dec. 7, 1983 against No. 13 Tennessee under head coach Cecile Reynaud.
- The first victory in the postseason tournament came against DePaul on Dec. 1, 1993, when the Seminoles won 3-1 (15-8, 7-15, 15-10, 15-13).
- The first time that the Seminoles won multiple matches in the NCAA Tournament came in 2009, when Florida State reached the Elite Eight following victories against Alabama A&M, Jacksonville State and Kentucky in succession.
- The school's first Final Four appearance came in 2011 when Chris Poole guided the Seminoles to victories against Albany, Cincinnati, Purdue and Iowa State en route to a showdown with perennial power UCLA.
- Florida State has posted multiple NCAA Tournament victories on four occasions (*number in parentheses indicates wins*): 2009 (3); 2011 (4); 2013 (2); 2014 (2).



THE ATLANTIC COAST CONFERENCE

The Tradition

Consistency. It is the mark of true excellence in any endeavor.

However, in today's intercollegiate athletics, competition has become so balanced and so competitive that it is virtually impossible to maintain a high level of consistency.

Yet the Atlantic Coast Conference has defied the odds. Now in its 65th year of competition, the ACC has long enjoyed the reputation as one of the strongest and most competitive intercollegiate conferences in the nation. And that is not mere conjecture, the numbers support it.

Since the league's inception in 1953, ACC schools have captured 150 national championships, including 75 in men's competition, 74 in women's and one in men's and women's fencing. In addition, NCAA individual titles have gone to ACC student-athletes 169 times in men's competition and 134 times in women's action.

The ACC is the only conference to have won two football national championships over the past four years. Florida State captured the final BCS National Championship in 2013, while Clemson claimed the College Football Playoff national championship last year.

The Championships

The conference will conduct championship competition in 27 sports during the 2017-18 academic year—13 for men and 14 for women. The first ACC championship was held in swimming on February 25, 1954.

The 13 sports for men include football, cross country, soccer, basketball, fencing, swimming and diving, indoor and outdoor track & field, wrestling, baseball, tennis, golf and lacrosse. Women's sports were initiated in 1977 with the first championship meet held in tennis October 6-8 at Wake Forest University. Championships for women are currently conducted in cross country, field hockey, soccer, basketball, fencing, swimming & diving, indoor and outdoor track & field, tennis, golf, lacrosse, softball and rowing, with volleyball deciding its champion by regular-season play.

A History

The Atlantic Coast Conference was founded on May 8, 1953, at the Sedgefield Inn near Greensboro, North Carolina with seven charter members – Clemson, Duke, Maryland, North Carolina, North Carolina State, South Carolina and Wake Forest – drawing up the conference by-laws.

The withdrawal of seven schools from the Southern Conference came early on the morning of May 8, 1953, during the Southern Conference's annual spring meeting. On June 14, 1953, the seven members met in Raleigh, North Carolina, where a set of bylaws was adopted and the name became officially the Atlantic Coast Conference.

Suggestions from fans for the name of the new conference appeared in the region's newspapers prior to the meeting in Raleigh. Some of the names suggested were: Dixie, Mid-South, Mid-Atlantic, East Coast, Seaboard, Colonial, Tobacco, Blue-Gray, Piedmont, Southern Seven and the Shoreline.

Duke's Eddie Cameron recommended that the name of the conference be the

Atlantic Coast Conference, and the motion was passed unanimously. The meeting concluded with each member institution assessed \$200.00 to pay for conference expenses.

On December 4, 1953, conference officials met again at Sedgefield and officially admitted Virginia as the league's eighth member. The first withdrawal of a school from the ACC came on June 30, 1971, when South Carolina tendered its resignation. The ACC operated with seven members until April 3, 1978, when Georgia Tech was admitted. The Atlanta school had withdrawn from the Southeastern Conference in January of 1964.

The ACC expanded to nine members on July 1, 1991, with the addition of Florida State.

The conference expanded to 11 members on July 1, 2004, with the addition of Miami and Virginia Tech. On October 17, 2003, Boston College accepted an invitation to become the league's 12th member starting July 1, 2005.

The ACC added its 13th and 14th members on Sept. 18, 2011, when Pittsburgh and Syracuse accepted invitations to join the conference. The two schools officially join the ACC on July 1, 2013. Notre Dame also officially joined the ACC on July 1, 2013, after announcing on Sept. 12, 2012 its



intention to enter the league for competition in all sports but football, bringing the membership of the conference to 15. The Fighting Irish will play five games with ACC schools each year.

On July 1, 2014, Louisville entered the ACC on the same day Maryland withdrew, keeping the conference's membership at 15 institutions.



BOSTON COLLEGE



CLEMSON



DUKE



FLORIDA STATE



GEORGIA TECH



LOUISVILLE



MIAMI



NORTH CAROLINA



NC STATE



NOTRE DAME



PITTSBURGH



SYRACUSE



VIRGINIA



VIRGINIA TECH



WAKE FOREST



UNIVERSITY & ATHLETIC ADMINISTRATION




JOHN THRASHER
UNIVERSITY PRESIDENT



STAN WILCOX
VICE PRESIDENT/
DIRECTOR OF ATHLETICS



CINDY HARTMANN
DEPUTY DIRECTOR OF ATHLETICS
FOR ADMINISTRATION



KARL HICKS
DEPUTY DIRECTOR OF ATHLETICS
FOR EXTERNAL OPERATIONS



VANESSA FUCHS
SENIOR ASSOCIATE
ATHLETICS DIRECTOR/SWA



DR. GREG BEAUMONT
SENIOR ASSOCIATE ATHLETICS
DIRECTOR/ASSOCIATE DEAN



JIM CURRY
SENIOR ASSOCIATE ATHLETICS
DIRECTOR FOR GOVERNANCE &
COMPLIANCE



MATT BEHNKE
SENIOR ASSOCIATE ATHLETICS
DIRECTOR FOR BUSINESS/CFO



MICHELLE OSBORNE
ASSOCIATE GENERAL COUNSEL
FOR ATHLETICS



PAMELA L. PERREWÉ
FACULTY ATHLETICS
REPRESENTATIVE

2018-19 FLORIDA STATE BOARD OF TRUSTEES



**Edward E. "Ed"
Burr, Chair**



**Todd
Adams**



**Maximo
Alvarez**



**Kathryn
Ballard**



**William "Billy"
Buzzett**



**Emily Fleming "June"
Duda**



**Jorge
Gonzalez**



**Jim W.
Henderson**



**Mark
Hillis**



**Craig
Mateer**



Stacy Pierre



**Bob
Sasser**



**Brent W.
Sembler**



MEDIA INFORMATION

FSU MEDIA INFORMATION

Florida State Assistant Sports Information Director Kelsey Bibik can assist you with any requests or questions regarding the Seminoles' 2017 volleyball program, almanac, coaches or student-athletes.

Kelsey Bibik
Florida State Assistant SID/Volleyball
850.644.5656 – office
850.228.7630 – cell
Email: kbibik@fsu.edu

Mailing address:
FSU Sports Information
PO Drawer 2195, Tallahassee, FL 32316

Shipping address:
FSU Sports Information
403 Stadium Dr. West Room D0107, Tallahassee, FL 32306

PLAYERS & COACHES INTERVIEWS

All players and coaches interviews should be arranged through the sports information office by contacting Kelsey Bibik (850.228.7630) at least 24 hours in advance. Student-athlete's phone numbers will not be released. Media may not contact any student-athlete through the use of social media, including Facebook, Twitter and Instagram.

HOW TO COVER THE SEMINOLES

Members of the media are supplied with weekly press releases, including updated statistics, as well as conference and national rankings and information on upcoming matches. This information may be obtained in the sports information office and will be updated after every match at www.seminoles.com.

HOME MATCH LOCATIONS

All of the 2018 volleyball matches take place on Lucy McDaniel Court at Tully Gymnasium (capacity 1,162). Media should notify the sports information office prior to home matches if they plan to attend. Any accredited photographer wishing to shoot the matches must check in with Jon Cole prior to match day. There are no strobe lights in Tully Gym.

FSU ON THE WEB

All the game stories, updated stats, weekly releases and Seminole volleyball news you could ever ask for is available 24 hours a day, 365 days a year at Seminoles.com. The official FSU athletics Web site is your first stop for all the information you could ever need on the Seminole volleyball team and is updated immediately following each match.

FSU SOCIAL MEDIA

Media and fans are encouraged to follow @FSUVolleyball on the team's official Twitter page and Facebook (Facebook.com/FSUVolleyball) for instantaneous information surrounding the squad. Throughout the 2018 regular season, in-match tweeting will be provided in addition to StatBroadcast for live statistics.

SPORTS INFORMATION DIRECTORY



Kelsey Bibik
Assistant SID/Volleyball



Elliott Finebloom
Asst. AD/SID & Digital Media




Chuck Walsh
Deputy SID



Derek Satterfield
Senior Associate Communications
Director - Football



Bob Thomas
Associate SID



Scott Moriak
Assistant SID



Steven McCartney
Assistant SID



Christa Salerno
Football Media Coordinator/
Assistant SID



Steve Stone
Assistant SID



Bret Clein
SID Assttnt

Contact Us At: Phone: 850-644-1403 / Fax: 850-644-3820

Address Inquiries To:
Florida State Sports Information
PO Drawer 2195
Tallahassee, FL 32316

Ship Overnight Packages To:
Florida State Sports Information
403 Stadium Drive West, Room D0107
Tallahassee, FL 32306

DIGITAL MEDIA DIRECTORY



Layne Herdt
Assistant Director



Tim Linafelt
Senior Writer



Kelsey Miller
Digital Media Specialist



Jamaal Simmons
Digital Media Producer



2018 TEAM PHOTO ROSTER



1
Taylor Roberts
FR • L • 5-4
Sneads, Fla.



2
Alyssa Collins
FR • L • 5-5
Fort Myers, Fla.



3
Morgan Chacon
FR • OH • 5-11
Crown Point, Ind.



4
Mariah Brim
R-FR • RS • 6-6
Kansas City, Mo.



5
Annie Tietjens
JR • S • 5-8
St. Louis, Mo.



6
Brianna Burkert
SR • S • 6-1
Richardson, Texas



7
Lily Tessier
FR • S • 6-3
Fort Myers, Fla.



8
Tiana Jackson
SO • MB • 6-2
O'Fallon, Mo.




9
Madison Sullivan
JR • L • 5-7
Jacksonville, Fla.



10
Christina Ambrose
R-SR • OH • 6-3
Winter Park, Fla.



11
Ashley Murray
R-SR • MB • 6-2
Los Angeles, Calif.



13
Taryn Knuth
SO • MB • 6-3
Johnston, Iowa



15
Payton Caffrey
JR • OH • 6-0
Chuluota, Fla.




17
Adrian Ell
R-FR • S • 6-2
Cincinnati, Ohio



19
Danielle Pennington
JR • OH • 6-0
Bettendorf, Iowa



20
Kelsey Wicinski
SR • L • 5-10
Geneva, Ill.



47
Deja Williams
SO • MB • 6-2
Suwannee, Ga.



Chris Poole
Head Coach



Jeff Hulsmeyer
Associate Head Coach



Jordana Price
Assistant Coach



Hailey Luke
Director of Operations



#WARRIORON