



**2024 Florida State  
Softball  
Media Guide**

# TABLE OF CONTENTS



## 2024 Florida State Softball

Table of Contents.....	1
This is FSU: Tradition.....	2
This is FSU: Community/Academics.....	3
This is FSU: Facilities.....	4
This is FSU: Softball Coaches Club.....	5
#FSACC (Five Core Values).....	6
2018 National Champions.....	7
2021 National Runner Up.....	8
2023 National Runner Up.....	9
Play For Those Who Can't.....	10
1981 & 1982 National Champions.....	11
Dr. JoAnne Graf.....	12
2014 WCWS Team.....	13
2024 Softball Quick Facts.....	14
2024 Roster.....	15
<b>Student-Athletes</b>	
Hallie Wacaser.....	16
Isa Torres/Jahni Kerr.....	17
Jahni Kerr.....	18
Allison Royalty.....	19
Kaley Mudge.....	20-21
Angelee Bueno/Kalei Harding.....	22
Kalei Harding.....	23
Devyn Flaherty.....	24-25
Mimi Gooden/Ashtyn Danley.....	26
Amaya Ross.....	27
Autumn Belviy.....	28
Emma Wilson.....	29
Madi Balk.....	30
Annie Potter/Kennedy Harp.....	31
Madi Frey.....	32
Krystina Hartley.....	33
Makenna Reid.....	34
Jaysoni Beachum.....	35
Michaela Edenfield.....	36-37
Katie Dack.....	38-39

<b>Coaching Staff</b>	
Head Coach Lonni Alameda.....	40-43
Assistant Coach Travis Wilson.....	44-46
Assistant Coach Troy Cameron.....	47
Assistant Coach Kaleigh Rafter.....	48
Softball Support Staff.....	49
<b>2023 Review</b>	
2023 Final Statistics.....	50
2023 Team Game Highs.....	51
Last Time It Happened.....	52
<b>History of the Program</b>	
Gold Glove Winners.....	53
Hall of Fame & All-Americans.....	54
Honors and Awards.....	55-59
All-Time Letterwinners.....	60
Pro & International Players.....	61
<b>Results &amp; Records</b>	
Team & Individual Records.....	62
All-Time Top 10.....	63
White Ball Era Records.....	64
Single Season Top 10.....	65
Yearly Leaders.....	66-68
Yearly Team Statistics.....	69-70
All-Time Postseason Results.....	71
Year By Year Results.....	72-83
Series Records.....	84-93
<b>Florida State Information</b>	
University and Athletic Administration.....	94
Media Information.....	95
2024 Team Photo Roster.....	96



### CREDITS

*The 2024 Florida State Softball Almanac is a publication of the FSU Sports Information Office. Written and edited by Tim Hofmann and Jack Oliaro. Page layout by Tim Hofmann. Featured photographers: Ryals Lee, Emily Boden, Evan Eisenstark, Cody Roper, Maury Neipris, NCAAPhotos, Phil Kelly, Larry Novey, Perrone Ford, Colin Abbey, Don Juan Moore and Ross Obley.*



# THIS IS FLORIDA STATE SOFTBALL

## A WORLD-CLASS PROGRAM BUILT ON TRADITION



Florida State has been a mainstay in the collegiate softball scene since being one of the pioneer programs of the sport in 1978. Over the last 45 years, the Seminole program has done its part to help grow the game exponentially in that time span by churning out numerous All-America players, staffing quality coaches and stringing together many impressive seasons, including 12 trips to the Women's College World Series including a National Championship in 2018 and the 1981 & 1982 AIAW National Championships.

With the 2024 season marking head coach Lonni Alameda's 16th as the Seminole skipper, the direction of the program remains on the right path. 40-win seasons continue to be a staple of the program, with 39 in the program's 45 years, including 21 50-win seasons. NCAA Championship appearances are always expected, with the Seminoles being one of just nine schools to make an NCAA Regional in every year since 2000.

Historically, there are not many programs that can match the numbers put up by Florida State: 19 Atlantic Coast Conference titles, 12 NCAA Women's College World Series appearances, one NCAA national championship, two AIAW national titles, 35 All-Americans with 55 total All-America honors and 35 NCAA Championship appearances.

Being a Florida State softball student-athlete does not mean the sole focus is just on the field. Joining the program puts you in an instantaneous family that is fostered by a fun-loving coaching staff that brings out the best in each player through team-building activities.

In addition to the years of tradition etched in the Florida State softball program, the concept of team never holds a greater meaning than for those dressed in Garnet and Gold. Led by Alameda's fun yet focused approach, Florida State softball student-athletes leave their careers with life-long memories.

# THIS IS FLORIDA STATE SOFTBALL

## COMMUNITY AND ACADEMIC PRIORITIES




### Community and Academic Success

- The Seminoles recorded a 100 percent participation rate in a variety of activities, including Literacy Week, National Student-Athlete Day, Miracle League Softball, as well as meeting with cancer patients at Tallahassee Memorial Healthcare.
- The Noles also “adopted” Madison Marshall in 2016 through a partnership with the Friends of Jaclyn Foundation. The 16-year old from Clarksville, Fla., found out she had brain cancer in 2015.
- Florida State Softball also “adopted” Hayden Stone in 2019 through the Friends of Jaclyn Foundation, after hearing about her recent diagnosis with a soft-tissue cancer.
- Last season, the Seminoles “adopted” Ella from Team Impact after hearing about her battle with autism.
- This season, the Seminoles “adopted” Bailey Silverman and made her the 23rd member of the Seminole Softball team.
- FSU earned the Athletic Director’s Cup For Service award in 2014, 2015 and 2018, given to the program with the highest amount of community service hours per student-athlete.
- The program carries several All-ACC Academic Honor Roll students, All-ACC Academic team members, postgraduate scholarship winners, CoSIDA/ESPN All-District and All-American performers.
- In 2023, FSU put a program record 12 athletes on the All-ACC Academic Team. Autumn Belvly, Ali DuBois, Devyn Flaherty, Bethaney Keen, Jahni Kerr, Mack Leonard, Kaley Mudge, Makenna Reid, Amaya Ross, Allison Royalty, Kathryn Sandercock and Hallie Wacaser were all named to the team. The Seminoles posted their highest fall GPA in school history in 2023 with a team GPA of 3.465.
- Florida State has been recognized three times in the last nine years with the ACC Scholar-Athlete of the Year award for success both on and off the field - Kelly Hensley (2013), Alex Powers (2017) and Kylee Hanson (2018).
- Tessa Daniels earned the NCAA’s Elite 90 Award in 2018 for holding the highest GPA of any student-athlete at the Women’s College World Series.



# THIS IS FLORIDA STATE SOFTBALL

## FACILITIES SECOND TO NONE



### **The Seminole Softball Complex**

• Known as one of NCAA softball's best atmospheres, JoAnne Graf Field at the Seminole Softball Complex is a modernized athletic facility that caters quite well to student-athletes, coaches and fans. Since opening in 1999, Florida State has enjoyed the benefits of playing on their home field. The Seminoles have recorded 580 victories in their 21 years at JoAnne Graf Field.

• The complex's unique design was featured in Athletic Business Magazine's 2002 Architectural Showcase. Approaching nearly 12,000 square feet, the FSU Softball batting facility is functional, unique and aesthetically pleasing. The facility, which was awarded the 2011 AIA Tallahassee Chapter Design Achievement Honor Award, is endorsed for its combination of external features, comfortable nature and multiple purposes within the sport of softball.

• The near million dollar facility that was spear-headed by architects Lewis + Whitlock is a beacon for future player development, while providing safety from inclement weather. The updated batting cage facility allows for training in any kind of weather or environment. There are three batting cages and three bullpen slots on the ground floor, while the second floor is an open space with artificial turf that can be used in multiple ways.

• In 2015, FSU finished remodeling the lower level, complete with an all-new locker room, as well as an updated training room with brand new contrast baths.

- In 2020, a new shade structure was installed over the chairback seats to shield the fans from the elements. Over \$1.8 million was raised from donors for the project to continue to improve the fan experience and create a true home-field advantage for the Seminoles.

• Before the start of the 2023 season, JoAnne Graf got a new facelift with the addition of a new video board and turf in foul play in the infield. The biggest of the projects were the additions of the premium seating above the right field line and new seating along the berm in left field. In the premium seating in right field, fans now have their own food and beverage stations as well as their own separate bathrooms. Fans will get a great seat to the action with the overhang seating that puts you right near the action in right field. Along the left field line, fans will no longer have to sit on the berm and can now set their own chair on a platform-right in front of a drink ledge to provide a better viewing experience.

# THIS IS FLORIDA STATE SOFTBALL

## SOFTBALL COACHES CLUB



### FSU Softball Coaches Club

- The Seminole Boosters Coaches Clubs provides alumni and fans of Florida State Athletics an exclusive opportunity to direct their financial support to the head coach and team of their choice. Every dollar given to the Softball Coaches Club is immediately directed to the program of your designation in order to provide funds for urgent needs not covered in the team's annual budget.

- As our way of saying thank you for supporting our programs and becoming a member of the Coaches Clubs, we make a simple promise: We are here to serve our teams and serve the members that support them. In addition, we also offer several benefits depending on the sport and donation level.

The 2024 events for the Softball Coaches Club and Alumni are:

- Fan Day and First Pitch Party - February 4
- Dugout Club Classic - Feb. 22-24
- Legacy and Legends Weekend - March 15-17
- Player's Weekend - April 12-14
- Senior Send-Off - Apr. 26-28

- If you have any questions about joining the Coaches Club or would like some more information on membership, please do not hesitate to contact **Cristian Gonzalez Mendez** (Director of Coaches Clubs) at [cgonzalezmendez@fsu.edu](mailto:cgonzalezmendez@fsu.edu) or **(850) 645-9836**. We would love to hear from you and to have the opportunity to speak with you about how you can make a positive impact in the lives of our student-athletes by becoming a Coaches Clubs member!





# #FSACC

## FIVE CORE VALUES OF FLORIDA STATE SOFTBALL

# F

**FAMILY** - When you play softball at Florida State, you don't just play for a team, you play for a family. Each person cares for their teammates as if they were a sister, committing to each other through thick and thin. As members of an extended softball family, each one motivates the other and enjoys seeing them succeed. When issues arise, communication is key and allows for a loving relationship that creates a bond that results in an entire team of student-athletes fighting for each other, both on and off the field to be the best they can be.

# S

**SMART** - Being smart, in a wide variety of disciplines, is a cornerstone of the Florida State softball program. In school, it allows you to achieve a degree and plan for a future after softball. At practice, it means training with a purpose, honing your skills and gaining experience by not just going through the motions. In the game, it means having a plan at plate offensively or a pitching and defensive shift plan for opposing hitters based on various scouting reports. Off the field, it means making wise decisions with time management and other activities to be able to be at your best.

# A

**AGGRESSIVE** - You aren't just given things in life, you must aggressively pursue your dreams in order to achieve them. Being aggressive means taking that extra base on a ball in the gap, stealing second when you need to get a runner into scoring position, heading to your teacher's office hours to talk about things you may not have understood in class, going after a hitter with your best pitch in the best location and challenging yourself to become the best you can be because you are passionate about helping the team succeed.

# C

**COMPETITIVE** - A team-based sport is one of the most competitive dynamic there is in life. To be successful, you need to be competitive in many areas. We strive to be competitive on the field, winning individual games, along with conference and national championships. We are competitive with each other on the team, knowing that we make each other better as each one raises their level of skill and accomplishments. We are also competitive off the field, in the classroom and in the workforce as there are many who would seek to be where we are, but only few will attain it.

# C

**COMMITTED** - The previous four core values mean nothing unless everyone is committed to it. Obstacles and challenges will come up. Losses on the field and issues off of it will occur and cause problems that will need to be addressed. But when we are committed - to each other, to the team, to the goals that have been set - very little can disrupt our goals and pursuits. A unified force with a united passion is very difficult to stop and our commitment to the vision and the process will enable us to be successful.



### Core Values Shape Culture

- The Seminole Softball team has incorporated these values into all areas of team life, both on and off the field.
- Each fall since 2015, FSU has experienced "The Program", a two-day boot camp event where the team has worked on communication, problem solving, endurance, perseverance, paying attention to details and teamwork while accomplishing tasks on the field, at a pool, on the beach, in the woods, among others.
- Each year, the team has been able to build trust within the team by attaining goals and going through the physical and mental adversity that The Program imposes on them as a collective team and unit.
- The Seminoles also start each game and practice at "The GATE", which at JoAnne Graf Field is a physical gate, but it helps to focus on being present for the team, allowing outside distractions to stay outside and to "Give your **A**ll to the **T**eam **E**veryday."

# 2018 NCAA NATIONAL CHAMPIONSHIP

National Champion.

For a storied program that had reached the Women's College World Series nine times before, had three different National Players of the Year and was led by NFCA Hall of Fame Coach JoAnne Graf who was the first in NCAA history to win 1,400 games, the last accomplishment was finally secured on June 5, 2018 as Florida State earned the NCAA National Championship with a 8-3 win over Washington.

The Seminoles (58-12) received a gutsy performance from Meghan King in the circle and weathered an early deficit in the come-from-behind victory over the Huskies (52-10).

The victory exemplified the "Cardiac Kids" persona that the team took on throughout the ACC and NCAA postseason as the Seminoles became just the third team in NCAA history to lose their first game of the WCWS and come all the way back through the loser's bracket to win



the title, joining Texas A&M (1983) and UCLA (2003).

After falling to No. 3 UCLA, 7-4, in its opening game, Florida State stormed back through the loser's bracket, taking down No. 7 Georgia (7-2), No. 1 Oregon (4-1) and a pair of victories over No. 3 UCLA (3-1 and 12-6) to clinch a spot in the WCWS Championship Series for the first time in program history.

In game one of the finals against Washington, it was a pitcher's duel between FSU's Meghan King and UW's Gabbie Plain and the lone run of the night came on a solo home run by Anna Shelnutt in the top of the sixth inning.

Jessie Warren's heroics at third base stopped the Huskies' comeback hopes as, after a leadoff single, Warren dove in front of the plate to catch a sacrifice bunt attempt and throw to first for a double play. The play was featured on Sportscenter and earned Warren a spot among the nominees for the 2018 ESPY for Best Play.

King was back in the circle for the final and Washington tallied three quick runs after uncharacteristic errors and miscues allowed the Huskies to take an early lead. Shelnutt again sparked the Seminole offense with a two-run home run in the bottom of the first and home runs by Warren and Elizabeth Mason later in the game pushed the FSU lead out to 8-3.

King retired 11 batters in a row until getting out of a bases-loaded jam in the fourth inning, and shut down Washington the rest of the game, allowing just one runner to reach base over the final three innings as the Seminoles secured their first national title.

Jessie Warren was named the WCWS Most Outstanding Player and was joined on the WCWS All-Tournament Team by Meghan King, Anna Shelnutt, Elizabeth Mason and Sydney Sherrill.

It was the 16th National Championship for Florida State, the third for softball and the first in the fastpitch era as the Noles earned AIAW titles in slowpitch in 1981 and 1982.

As a team, Florida State set the WCWS record with 15 stolen bases in the tournament, and matched the record for most wins (6), while etching their name in the Top 5 of 15 different WCWS categories, including doubles (12 - second), runs scored (39 - third), home runs (10 - third) and RBI (37 - third).

Individually, Dani Morgan posted a WCWS record with seven stolen bases and Jessie Warren tied the all-time WCWS mark with 13 hits. Overall, seven different Seminoles now rank in the Top 5 all-time in WCWS history in 15 different categories, including Sydney Sherrill's seven two-out RBI ranks second and Zoe Casas's three doubles and Elizabeth Mason's nine RBI both are tied for fourth.

The Seminoles closed out the 2018 season on the top of the mountain, playing softball the only way they knew how - with fun and joy and love for each other.







# 2021 NATIONAL RUNNER UP


A run that will never be forgotten.

Still feeling the effects of the season being shut down to COVID-19 the year prior, the Florida State Seminoles went on a magical postseason run to return to the National Championship game.

After falling short in the ACC Tournament Semifinals, the Seminoles rolled through the Tallahassee Regional, going a perfect 3-0 and allowing just two runs.

This created a Super Regional matchup with No. 7 LSU in Baton Rouge, La. In the first game of the Super Regional, Kathryn Sandercock pitched a complete game shutout to blank the Tigers. Cassidy Davis's sacrifice fly in the sixth inning allowed the Noles to take the lead and hold on to it.

Game two of the Super Regional was an instant classic that got sent



into extra innings. Trailing 2-0 heading into the sixth inning, the Noles pushed one run across to cut the lead in half heading into the seventh. Devyn Flaherty scored on a passed ball in the bottom of the seventh to tie the game to send it into extra innings.

The Tigers took the lead again in the top of the eighth inning but a solo home run by Elizabeth Mason sent the game into the ninth inning. With runners on first and second in the bottom of the ninth, Kiersten Landers hit one down the left field line to send the Noles to the Women's College World Series once again.

Much like in 2018, the Seminoles lost to UCLA in the first game of the Women's College World Series and would have to fight back through the loser's bracket.


In the elimination game against Arizona, the Seminoles used another fierce comeback, scoring four runs in the final two innings to beat Arizona. Cassidy Davis's sacrifice fly in the bottom of the seventh kept the Noles alive.

The Noles defeated No. 5 Oklahoma State later that night and won two straight games against No. 3 Alabama to send them to their second championship series.

The Seminoles won game one of the championship series but ultimately dropped the final two games against No. 1 Oklahoma.

The Seminoles had four super seniors who returned for an extra year due to COVID-19. Cassidy Davis, Anna Shelnett, Dani Morgan and Elizabeth Mason were all a part of the 2018 National Championship team and were vital to this postseason run.

"I'm so happy for them to be able to end their career here. I can't tell you how many senior conversations we had over the journey of this season," Head Coach Lonni Alameda said. "How can we share it with the vision of where we want to go not only through story, but through the way that we do things, the ups and downs. This is a really trying year. It was a really trying year as a coaching staff, as players, and it wasn't just this season,"




# 2023 NATIONAL RUNNER UP

For the second time in three years, the Seminoles returned to the Championship series, but the WCWS run of 2023 was unlike any of FSU's previous 11 trips to Oklahoma City.

After a shocking exit in the regional in 2022, the Seminoles were ready to prove that they belong at the top of college softball. Facing one of the toughest schedules in the country that featured 20 regular season games against ranked opponents, 19 of which were away from Tallahassee, FSU found themselves with a 21-6 record and losing three out of four games against Oklahoma State and Oklahoma. The Seminoles then went on a historic run winning 33 out of the next 35 games to clinch the ACC Regular Season Championship and the ACC Tournament Championship.

After defeating Marist and UCF in the first two games of the Tallahassee Regional, FSU found themselves in a similar situation as 2022 as they fell 4-0 to South Carolina to force a winner-take-all game. Kathryn




Sandercock delivered and threw FSU's first postseason perfect game to advance FSU to the Super Regional.

FSU hosted Georgia and dominated the series with wins of 8-1 and 4-2 to send the Seminoles to Oklahoma City for the 12th time in school history.

For the first time in school history, FSU started 3-0 in Oklahoma City outscoring Oklahoma State, Washington and Tennessee 16-2 in the three games to advance FSU to the Championship Series.

The Seminoles would once again face Oklahoma who came holding a 51-game winning streak. Oklahoma outlasted FSU in the Championship Series in two games.

The 2023 WCWS teams was filled with some spectacular moments. Against Washington, Josie Muffley leaped in the air at shortstop to make a game-saving catch which turned into a double play to end the game to send FSU into the National Semifinal.



Against Tennessee, some unsung heroes stepped up as both Bethaney Keen and Hallie Wacaser hit home runs to give FSU a 5-1 win. It was Keen's first home run as a Seminoles and was just Wacaser's third home run of the season.

Kaley Mudge had one of the best catches you'll ever see in college softball in the first game against Oklahoma. Looking like the Sooners were going to end the game with a three-run home run, Mudge leaped and put her glove right over the fence to make the play and extend the game.

Florida State ended the season with a 58-11 record and were crowned ACC Regular Season and Tournament Champions. 2023 was the 19th time FSU has won the ACC Tournament Championship and the 14th time they had won the ACC Regular Season Championship.





# “PLAY FOR THOSE WHO CAN’T”

One of the foundational principles that Florida State softball is built on is, “Play for those who can’t.” The Seminoles have displayed that throughout the years, including recently with people like Taylor Foster, Madison Marshall, Hayden Stone and Monk Bonasorte.

Taylor Foster became part of the FSU family in 2013 through a connection with the ACC, and despite growing up in North Carolina, dreamed of playing softball for the Seminoles. Foster was diagnosed with bone cancer in at the age of 13 and her passion and enthusiasm in the face of such adversity never faltered. The Noles would routinely stop by to see Taylor and her family when playing NC area schools and the players and coaches would often keep touch via calls, texts and video chats. After her passing in April of 2014, an annual memorial tournament and camp was started and organized by FSU softball players, coaches and support staff for youth in North Carolina to share Taylor’s passion for the game and tell of her legacy.

In 2016, and through a partnership with The Friends of Jaclyn Foundation, FSU softball adopted Madison Marshall who had been diagnosed with a brain tumor in 2014 at the age of 14. The Friends of Jaclyn Foundation was created in 2005 and pairs children with pediatric brain tumors with collegiate sports teams, as they have seen the symbiotic relationships that are formed help both the child going through such a difficult situation, but also the teams that are able to come along side a family and help them fight and learn a new appreciation and perspective on life.

In 2019, again in partnership with the Friends of Jaclyn Foundation, the Seminoles adopted Hayden Stone, who had been diagnosed with a soft tissue cancer and lives in Tallahassee. Hayden and her family come to nearly every home game and during the 2019 season, the FSU players drew smiley faces on their necks in honor of Hayden as a way for her reduce the stigma of a scar on her neck. The Seminoles adopted Bailey Silverman this season to make her the 23rd member of the Seminole Softball team with Hayden in attendance

Monk Bonasorte, one of the main FSU athletic administrators responsible for hiring Lonni Alameda as head coach in the fall of 2008, had played football at FSU in the late 70s, and was voted into the FSU Athletics Hall of Fame in 1995. As a result, he bled Garnet and Gold and became a significant supporter of FSU softball, as well as all of the other sports on campus. In October of 2015, Bonasorte was diagnosed with brain cancer, yet never wavered in his passion for FSU and life. Right up to his passing in November of 2016, he continued to give his life to this university and be an example of the Florida State “Unconquered” spirit.

In 2017, the Lonni Alameda Softball Camps began the annual Monk Bonasorte Camp (Camp MB42), where the young players in attendance not only learn about the skills of softball, but also about life and who Monk was, what he meant to Florida State and how he battled through such adversity. All of the proceeds of the annual camp go to the FSU Monk Bonasorte Scholarship, and to date, the camp has raised nearly \$10,000.

There are numerous other relationships that have been formed over the years with young fans like Amber Howard and Maddie Briscoe, and even former players such as Dana Bailey that have battled cancer, the FSU players and staff know that there is much more to life than just this game. Though several are now gone, they are certainly not forgotten and remain a significant part of Seminole softball to this day.



# 1981 & 1982 NATIONAL CHAMPIONS

Before the games were televised on ESPN and before there were professional leagues, the main goal of collegiate softball was to go out, give your best and try to win, but mainly the student-athletes were there because they loved the game and they wanted to have fun. For two years in the early 1980's, the Florida State softball team not only had fun, but also dominated its competition and brought home a pair of national championships.

There was plenty of reason for optimism going into the 1981 season after FSU won 13 of its last 15 games the year before and was one game away from advancing to the AIAW National Tournament. Countering the momentum from 1980 was the inexperience of the 1981 roster which featured only six returnees but a host of talented newcomers.

"It was a lot of fun," former head coach Dr. JoAnne Graf said. "They had known each other from summer league ball so I think there was a lot of respect right away. Anytime you win it's a whole lot of fun. That team was in every game, they won, obviously, most of them, but it's always fun to coach people who win and they worked hard. They just had that confidence, that air that they were going to have to lose the game; no one was going to beat them."

Any concerns about the 1981 season were quickly erased as the Seminoles ran out to a 19-2 start with a trio of tournament titles. The only hiccup during the year came at the South Florida Invitational as FSU lost three of four but that also served as a wake up call as the Seminoles won 16-straight games to push their record to 38-5.

Just when the Seminoles had everything going in their favor, another bump in the road came. Winners of its last 16 games, FSU dropped a pair of games to East Carolina to finish second at the North Carolina State Invitational. But just like the losses at South Florida, the setback refocused the Seminoles when they needed it the most.

Few would have guessed that the 5-2 loss to the Pirates would be the Seminoles' last of the season. FSU took four-straight heading into the FAIAW State Tournament where it breezed to the state title with four more wins to match the most wins in school history. Up next was the AIAW Region III Tournament where the Seminoles took the next step, sweeping four more games to advance to the National Tournament.

Proving its versatility, FSU won every way possible, outscoring Western Carolina 13-9 in the first game before winning a defensive triumph 4-3 over North Carolina State. FSU disposed of the Pirates 12-3 then beat North Carolina 4-1 to capture the school's first national championship in women's athletics.

Postseason accolades came in for Darby Cottle as the shortstop collected All-America honors after hitting .428. Joining her on the All-America squad was second baseman Jan Sikes as she hit .477.

"Those teams were so full of life, heart, we had great camaraderie," former player Susan Painter said. "It started at the top with JoAnne. We had a great group of players, but she was the main component. She kept us on top and kept fighting for us and for the title. Every great team has a fit and that one certainly did. It was quite a group. We still keep in touch, but I miss that."

The pieces were in place for another run in 1982 and the Seminoles wasted no time as they won their first 12 games, highlighted by the title at the Florida Invitational - including eight shutouts. Ironically the "low point" of the season came at the Lady Seminole Invitational where FSU lost three in a row.

But just like they had done the previous year, the Seminoles bounced back to win 10-straight, including titles at the Friendly City and South Florida Invitationals. Twice during the middle half of the season the Seminoles scored 30 runs or more, including a 39-5 drubbing of Georgia Southern.

Despite all of FSU's success that year - the Seminoles won four of six regular season tournaments - there was one team it could not get past: rival Florida. Of the 10 losses that season, six came to the Gators, including back-to-back losses at the Montgomery Invitational where FSU finished second.



Similar to 1981, the losses refocused the Seminoles as they won their next 12 going into the FAIAW tournament. UF got the Tribe again 2-1 in the third game, but the Seminoles won a pair to claim the state title. Florida State had relatively little trouble in the regional tournament, only dropping a 2-1 decision to South Florida before beating the Bulls for the trophy.

The stage was set for a repeat and the Seminoles were on a mission having won 21 of their last 23 games. The first three games were a breeze as FSU outscored its opponents 46-6 with wins over Georgia Southern, South Florida and UNC-Charlotte. All that stood between FSU and its second national championship were the Florida Gators.

While Florida State held an 8-6 lead in the season series, Florida was the only team that had been close to FSU over the last five years and handed the Seminoles their worst loss in school history at the time, a 14-0 defeat during the middle of the season. With the championship on the line the Seminoles were at their best and they prevailed 9-4 to claim their second-straight national championship.

The accolades poured in for the Seminoles again, headed by Cottle who was named the Broderick Award winner as the AIAW Player of the Year. She was joined on the All-America squad by Natalie Drouin, Painter, Toni Robinette and Sikes.

"We were like a big family, I don't even remember anyone not getting along," Drouin said. "We had two great teams and I don't know which one was better. They were pretty equal. At the time none of us really knew what we had accomplished, we just wanted to do our best and have fun, but afterwards it was thrilling."

The Seminoles won 110 games those two years with a 54-7 record in 1981 and a 56-10 mark the year after. Florida State was an offensive juggernaut those two seasons, scoring an average of 9.2 runs per game. What might be even more impressive was the Seminoles' pitching and defense. Behind Painter, the team's lone pitcher, FSU gave up only 2.7 runs per game, a number that is unfathomable in slow pitch.

"I remember a lot of team unity and enthusiasm," Cottle said. "We were a group of winners, that's for sure, and we were a team that was willing to do whatever it took to get to the top. I'm just proud to have been part of the teams that started a tradition of winning."

While the AIAW was disbanded one year later and FSU went to NCAA competition in 1984, the players on those teams were the founders of a legacy that continues today.



# DR. JOANNE GRAF

Dr. JoAnne Graf spent 30 successful seasons at the helm of the Florida State softball program. With 1,437 victories under her belt, Graf retired on June 15, 2008, with more wins than any other head coach in collegiate softball.

The first collegiate softball coach to earn 1,400 victories, Graf's numerous achievements with Florida State softball include AIAW slowpitch national championships in 1981 and 1982, seven trips to the Women's College World Series, with the first coming in 1986 (just four years after FSU went to NCAA fastpitch softball), 21 NCAA Regional appearances and 10 Atlantic Coast Conference titles.

On April 2, 2005, then-Florida State University President Dr. T.K. Wetherell officially renamed the softball stadium "JoAnne Graf Field at the Seminole Softball Complex," making her



among only two active softball coaches with fields named after them. On September 13, 2013, Graf was inducted into the Florida State Athletics Hall of Fame

One of the most prolific coaches in collegiate softball, Graf concluded her career having won 75 percent of her games (1,437-478-6), including a 1,218-425-6 (.740) mark in NCAA Division I play. Her NCAA career win total is currently 11th all-time. Florida State averaged 50.75 wins per year under her guidance since beginning NCAA play ranked No. 1 during that span.

Graf is a 1975 graduate of Florida State. In 1992, she earned her doctorate degree in athletic administration at FSU, and taught at her alma mater until her retirement in 2013.

In 2019, FSU Softball began naming its first home tournament every season the "JoAnne Graf Classic" to honor the amazing person, teacher and coach that helped set the foundation that has helped the Seminoles be one of the best programs in the nation.



## The JoAnne Graf File

- 1,437 All-Time Victories at Florida State
- Six-Time ACC Coach of the Year
- 21 NCAA Tournament Appearances
- Seven Women's College World Series Appearances
- 74 All-ACC Selections

- Back-to-Back AIAW National Championships (1981 & 1982)
- 10 Atlantic Coast Conference Titles
- 45 NCAA Tournament Victories
- 34 All-America Awards

## 2014 WCWS TEAM: THE TEAM THAT STARTED IT ALL

10 years had gone by since the Florida State softball program had made a trip to the Women's College World Series, and for a program that was dominant in the 90's and early 2000's, a spark was needed.

After reaching a Super Regional in 2013, the 2014 team was hungry for more and was set on bringing the Garnet and Gold back to OKC. After dropping the season opener, FSU rattled off 17 consecutive wins and never looked back as they won their first ACC Regular Season Championship since 2004. FSU went on to win the ACC Tournament and hosted their first NCAA Regional since 2009.

The Seminoles dominated the Tallahassee Regional posting a perfect 3-0 record with a win over Fordham and two wins over South Florida to advance to the Super Regionals where they would host Michigan.

The celebration was quickly over as Michigan dominated game one, thrashing the Seminoles 17-3 on their home field. FSU responded with



Michigan was primed to take the lead in the top of the seventh inning as they loaded the bases with no out, but National Player of the Year Lacey Waldrop delivered with a strikeout and two groundouts to get the Seminoles out of the inning.

With a runner on in the bottom of the seventh, Courtney Senas hit the biggest home run of her career to walk off the Wolverines to send FSU back to Oklahoma City.

FSU did not pick up a win in Oklahoma City, but the 2014 team paved the way for Florida State Softball to become a perennial power. Since 2014, FSU has won six ACC Regular Season Championships, seven ACC Tournament Championships and has made five trips to the Women's College World Series including the program's first National Championship in 2018.

This season marks the 10 year anniversary of the Team 31. The 2014 team will be honored and recognized on Mar. 15-17 when the Seminoles host Duke at the Seminole Softball Complex.



a 6-0 win in game two, setting up a winner-take-all game three. FSU jumped out to a 1-0 lead after the first inning, but Michigan brought a run across in both the second and the third inning to take the lead. FSU tied the game in the fifth inning to set up a wild finish.





# 2024 QUICK FACTS

Location..... Tallahassee, Fla.  
 Founded..... 1851  
 Enrollment..... 41,473  
 Symbol..... Seminoles  
 Colors..... Garnet and Gold  
 Conference..... Atlantic Coast  
 President..... Richard McCullough  
 Athletics Director..... Michael Alford

Head Coach..... Lonni Alameda  
 Alma Mater..... Oklahoma '93  
 Career Record..... 873-345-3 (20th season)  
 FSU Record..... 716-198-3 (16th season)  
 Assistant Coach..... Travis Wilson  
 Alma Mater..... Canterbury '96  
 Assistant Coach..... Troy Cameron  
 Alma Mater..... Florida Atlantic '12  
 Assistant Coach..... Kaleigh Rafter  
 Alma Mater..... Florida State 09'

Home Field..... JoAnne Graf Field  
 Dimensions..... Lines - 200', Center - 220'  
 Capacity..... 1,500

First Year of Softball..... 1978  
 All-Time Record..... 2,182-700-7  
 ACC Tournament Titles..... 19\*  
 ..... \*includes tie with Maryland in 1997  
 ACC Regular Season Titles..... 14  
 National Titles (AIAW)..... 2 (1981, 1982)  
 National Titles (NCAA)..... 1 (2018)  
 NCAA Regional Appearances..... 35  
 NCAA Super Regional Appearances..... 10  
 WCWS Appearances..... 12  
 WCWS Runner-Up..... 2  
 NCAA Tournament Record..... 108-78

2023 Record..... 58-11  
 2023 ACC Record..... 22-2  
 2022 ACC Finish..... 1st

Key Returners..... Kalei Harding, Kaley Mudge  
 ..... Devyn Flaherty, Jahni Kerr, Michaela Edenfield,  
 ..... Jahni Kerr, Hallie Wacaser, Allison Royalty  
 Key Losses..... Kathryn Sandercock, Mack Leonard,  
 ..... Josie Muffley, Bethaney Keen  
 Newcomers..... 7

Softball Oversight..... Cindy Hartmann  
 Softball SID..... Tim Hofmann  
 ..... thofmann@fsu.edu  
 ..... 402-984-4761  
 Website..... seminole.com

Mailing Address..... 403 Stadium Drive W.  
 ..... Tallahassee, FL 32306

Twitter..... @FSU\_Softball  
 Facebook..... /FSUSoftball  
 Instagram..... /fsusoftball

## SEMINOLES BY STATE

**Arkansas (1)**  
 Hallie Wacaser..... Centerton

**California (1)**  
 Autumn Belviy..... San Diego

**Colorado (1)**  
 Katie Dack..... Parker

**Florida (10)**  
 Jaysoni Beachum..... Tallahassee  
 Angelee Bueno..... Oviedo  
 Michaela Edenfield..... Sneads  
 Devyn Flaherty..... Sarasota  
 Madi Frey..... Lutz  
 Mimi Gooden..... Milton  
 Krystina Hartley..... St. Petersburg  
 Kaley Mudge..... Winter Springs  
 Annie Potter..... Largo  
 Amaya Ross..... Jacksonville

**Georgia (2)**  
 Jahni Kerr..... Mableton  
 Emma Wilson..... Dallas

**New York (1)**  
 Madi Balk..... Lancaster

**Oregon (1)**  
 Makenna Reid..... Portland

**Tennessee (2)**  
 Ashtyn Danley..... Winchester  
 Kalei Harding..... Murfreesboro

**Texas (2)**  
 Allison Royalty..... Corinth  
 Isa Torres..... Georgetown

## SEMINOLES BY POSITION

**Outfield (6)**  
 Autumn Belviy, Ashtyn Danley, Jahni Kerr,  
 Kennedy Harp, Kaley Mudge, Hallie Wacaser

**Infield (7)**  
 Jaysoni Beachum, Angelee Bueno, Devyn  
 Flaherty, Krystina Hartley, Annie Potter, Amaya  
 Ross, Isa Torres

**Catchers (3)**  
 Katie Dack, Michaela Edenfield, Madi Frey,

**Pitchers (6)**  
 Madi Balk, Ashtyn Danley, Mimi Gooden  
 Makenna Reid, Allison Royalty, Emma Wilson

**Utility (3)**  
 Katie Dack, Ashtyn Danley, Kalei Harding

## SEMINOLES BY CLASS

**Freshmen (6)**  
 Jaysoni Beachum, Angelee Bueno, Ashtyn  
 Danley, Mimi Gooden, Kennedy Harp, Isa Torres

**Sophomores (3)**  
 Madi Balk, Madi Frey, Makenna Reid,

**Juniors (7)**  
 Katie Dack, Michaela Edenfield, Krystina  
 Hartley, Jahni Kerr, Annie Potter, Amaya Ross,  
 Hallie Wacaser

**Seniors (6)**  
 Autumn Belviy, Devyn Flaherty, Kalei Harding,  
 Kaley Mudge, Allison Royalty, Emma Wilson

# 2024 SOFTBALL ROSTER

## NUMERICAL

No.	Name	B/T	Pos.	Ht.	Yr.	Hometown/High School/Prev. School
1	Hallie Wacaser	R/R	OF	5-4	R-Jr.	Centererton, Ark. / Bentonville West HS
3	Isa Torres	L/R	INF	5-6	Fr.	Georgetown, Texas, Georgetown HS
4	Jahni Kerr	L/L	OF	5-3	R-Jr.	Mableton, Ga. / Wesleyan HS
5	Allison Royalty	R/R	P	5-7	Sr.	Corinth, Texas / Home Schooled / Arizona State
6	Kaley Mudge	L/L	OF	5-6	Sr.	Winter Springs, Fla. / Winter Springs HS
7	Angelee Bueno	L/L	INF	5-7	Fr.	Oviedo, Fla. / Oviedo HS
8	Kalei Harding	R/R	UT	5-10	Sr.	Murfreesboro, Tenn. / Blackman HS
9	Devyn Flaherty	L/R	INF	5-7	Sr.	Sarasota, Fla. / Riverview Sarasota HS
10	Mimi Gooden	R/R	P	5-5	Fr.	Milton, Fla. / Gaither HS
11	Ashtyn Danley	L/L	P/UT	5-4	Fr.	Winchester, Tenn. / Winchester HS
12	Amaya Ross	R/R	INF	5-10	Jr.	Jacksonville, Fla. / Trinity Christian HS
14	Autumn Belviy	L/R	OF	5-11	Sr.	San Diego, Calif. / Arlington HS
17	Emma Wilson	R/R	P	5-9	Sr.	Dallas, Ga. / North Paulding HS
21	Madi Balk	R/R	P	5-9	So.	Lancaster, N.Y. / Lancaster HS
22	Annie Potter	R/R	INF	5-7	R-Jr.	Largo, Fla. / Seminole HS / Mercer
23	Kennedy Harp	R/R	OF	5-10	Fr.	Lawrenceville, Ga. / Peachtree Ridge HS
24	Madi Frey	R/R	C	5-7	So.	Lutz, Fla. / George Steinbrenner HS
27	Krystina Hartley	R/R	INF	5-4	Jr.	St. Petersburg, Fla. / Northeast HS
31	Makenna Reid	L/L	P	5-9	So.	Portland, Ore. / Tigard HS
42	Jaysoni Beachum	R/R	INF	5-3	Fr.	Tallahassee, Fla. / Florida State University Schools HS
51	Michaela Edenfield	R/R	C	6-1	R-Jr.	Sneads, Fla. / Sneads HS
77	Katie Dack	R/R	C/UT	5-8	Jr.	Parker, Colo. / Texas AGM

## ALPHABETICAL

No.	Name	B/T	Pos.	Ht.	Yr.	Hometown/Prev. School
21	Madi Balk	R/R	P	5-9	So.	Lancaster, N.Y. / Lancaster HS
42	Jaysoni Beachum	R/R	INF	5-3	Fr.	Tallahassee, Fla. / Florida State University Schools HS
14	Autumn Belviy	L/R	OF	5-11	Sr.	/ San Diego, Calif. / Arlington HS
7	Angelee Bueno	L/L	INF	5-7	Fr.	Oviedo, Fla. / Oviedo HS
77	Katie Dack	R/R	C/UT	5-8	Jr.	Parker, Colo. / Rock Canyon HS / Texas AGM
11	Ashtyn Danley	L/L	P/UT	5-4	Fr.	Winchester, Tenn. / Winchester HS
51	Michaela Edenfield	R/R	C	6-1	R-Jr.	Sneads, Fla. / Sneads HS
9	Devyn Flaherty	L/R	INF	5-7	Sr.	Sarasota, Fla. / Riverview Sarasota HS
24	Madi Frey	R/R	C	5-7	So.	Lutz, Fla. / George Steinbrenner HS
10	Mimi Gooden	R/R	P	5-5	Fr.	Milton, Fla. / Gaither HS
8	Kalei Harding	R/R	UT	5-10	Sr.	Murfreesboro, Tenn. / Blackman HS
23	Kennedy Harp	R/R	OF	5-10	Fr.	Lawrenceville, Ga. / Peachtree Ridge HS
27	Krystina Hartley	R/R	INF	5-4	Jr.	St. Petersburg, Fla. / Northeast HS
4	Jahni Kerr	L/L	OF	5-3	R-Jr.	Mableton, Ga. / Wesleyan HS
6	Kaley Mudge	L/L	OF	5-6	Sr.	Winter Springs, Fla. / Winter Springs HS
22	Annie Potter	R/R	INF	5-7	R-Jr.	Largo, Fla. / Seminole HS
31	Makenna Reid	L/L	P	5-9	So.	Portland, Ore. / Tigard HS
12	Amaya Ross	R/R	INF	5-10	Jr.	Jacksonville, Fla. / Trinity Christian HS
5	Allison Royalty	R/R	P	5-7	Sr.	Corinth, Texas / Home School / Arizona State
3	Isa Torres	L/R	INF	5-6	Fr.	Georgetown, Texas, Georgetown HS
1	Hallie Wacaser	R/R	OF	5-4	R-Jr.	Centererton, Ark. / Bentonville West HS
17	Emma Wilson	R/R	P	5-9	Sr.	Dallas, Ga. / North Paulding HS

Head Coach - Lonni Alameda (Oklahoma, 1993)

Assistant Coach - Travis Wilson (Florida State University, 2023)

Assistant Coach - Troy Cameron (Florida Atlantic University, 2012)

Assistant Coach - Kaleigh Rafter (Florida State University, 2009)

Director of Operations - Kristin Tubeck (Florida State, 2005)

Player Performance Director - Ellie Cooper (Florida State, 2017)

Graduate Assistant - Kyler Holton (Ole Miss, 2023)

### Pronunciation guide

1	Hallie Wacaser	Hal-EE Way-Case-Er	24	Madi Frey	Fry (Like French Fry)
3	Isa Torres	ee-suh	42	Jaysoni Beachum	Jay-son-ee
4	Jahni Kerr	Ja-Nye		Head Coach Lonni Alameda	Al-uh-mee-duh
14	Autumn Belviy	Aww-Tum Bell-Veye			





# 1 • HALLIE WACASER

Outfielder • Redshirt Junior • Centerton, Ark. • Bentonville West • Human Development and Family Services

**CAREER HIGHS**

Hits:	3	3x, last vs. Notre Dame (4/29/23)	RBI:	2	at Notre Dame (4/29/23)
Doubles:	2	vs. FGCU (2/23/23)	Runs:	2	3x, last at Clemson (4/6/23)
Triples:	-		Walks:	2	3x, last at Oklahoma St. (3/10/23)
Home Runs:	2	at Notre Dame (4/29/23)	Stolen Bases:	2	2x, last vs. Jacksonville (4/12/23)

**Honors and Awards:**

- FSU Process Performer of the Year (2023)
- FSU Breakout Player of the Year (2023)

**REDSHIRT SOPHOMORE SEASON**

Played in 67 games while making 56 starts for the Noles... Ended the season with a .304 batting average with four home runs and 36 RBI...Hit her fourth home run of the year in the National Semifinal against Tennessee at the Women's College World Series...Hit two three-run home runs in the run-rule victory over Notre Dame, a historic six RBI day (4/29)...Stole two bases against Jacksonville, second time in her career (4/12)... Scored three runs off of two singles in the doubleheader at Clemson (4/6)...Tied a career high of three hits in one game, highlighted by a solo home run against Syracuse (3/19)...Scored five RBIs in the Dugout Club Classic (3/3-3/4)...Recorded a hit in six straight games, highlighted by two doubles against FGCU (2/23)...Scored an RBI double against fourth-ranked Arkansas in Clearwater (2/17)...Hit a single and double on the opening day doubleheader against Lipscomb (2/9).

**REDSHIRT FRESHMAN SEASON**

Played in 46 game with 30 starts, 16 as the Designated Player and 14 in the outfield... finished the season with a .167 batting average (15-for-90), three doubles, one home run and eight RBI, while scoring six runs... earned her first career home run at Lipscomb (3/15)... went 1-for-1 with a double and a run scored against Kennesaw State (2/11)... had two RBI and a stolen base against Florida A&M (2/23)... went 2-for-3 against Oakland (3/2)... had a six game hitting streak from March 26 through April 3 with one hit each against FIU, UNF, Jacksonville and three game against Virginia.

**FRESHMAN SEASON (2021)**

Redshirted the season due to injury.

**HIGH SCHOOL/CLUB**

Attended Bentonville West High School in Centerton, Arkansas...named three-time All-State and three-time All-Conference...named the Newcomer of the Year her freshman year of high school...three time high school All-American...two time Gatorade Player of the Year (sophomore and senior seasons)...member of the USA U17 team that won gold at the Pan American Games in Barranquilla, Columbia...led the entire Pan Am games with a .560 batting average and 2 home runs...18th ranked player in the 2020 Flo Softball rankings... selected to play in the PGF All-American Game (2020)...placed on the Extra Innings All-202 18U team.

**PERSONAL**

Majoring in exercise science with the dreams of becoming a physical therapist...on the All A Honor Roll four times during high school...graduated with high honors and a 4.1 GPA...part of FCA for four years and the Chick-fil-a Leadership club for

**CAREER STATISTICS**

Year	avg	gp-gs	ab	r	h	2b	3b	hr	rbi	tb	slg%	bb	hbp	so	gdp	ob%	sf	sh	sb-att	po	a	e	fld%
2022	.167	46-30	90	6	15	3	0	1	8	21	.233	10	1	14	0	.257	3	0	5-6	11	0	0	1.000
2023	.304	67-56	168	37	51	12	0	4	36	75	.446	26	4	14	2	.407	1	0	9-10	62	1	0	1.000
<b>TOTAL</b>	<b>.256</b>	<b>113-86</b>	<b>258</b>	<b>43</b>	<b>66</b>	<b>15</b>	<b>0</b>	<b>5</b>	<b>44</b>	<b>96</b>	<b>.372</b>	<b>36</b>	<b>6</b>	<b>26</b>	<b>3</b>	<b>.355</b>	<b>4</b>	<b>0</b>	<b>14-16</b>	<b>73</b>	<b>1</b>	<b>0</b>	<b>1.000</b>



**3 • ISA TORRES**  
**Infielder • Freshman • Georgetown, Texas • Georgetown HS • Media/Communications**

**HIGH SCHOOL/CLUB**

Torres was ranked ninth by Extra Innings Softball in the 2023 class rankings...she is a two-time PGF All-American (2021-22) and was a 2021 PGF National Champion and a 2022 IDT National Champion...in 2023 she earned a .577 batting average with 68 runs on 79 hits...in 2022 she was named the All-Central Texas Defensive Player of the Year and was named to the Texas State All-Tournament Team...in 2021 Torres was named to the 5A All-State Team and was named the All-District Offensive Player of the Year...she was named Academic All-District her first three years of high school.



**4 • JAHNI KERR**  
**Outfielder • Junior • Mableton, Ga. • Wesleyan • Sport Management**

**CAREER HIGHS**

Hits:	3	6x, last vs. Louisville (5/5/23)	Home Runs:	1	15x, last at Clemson (4/6/23)
Doubles:	2	2x, last vs. Louisville (5/6/23)	RBI:	3	8x, last at Florida (5/3/23)
Triples:	2	2x, last vs. Loyola Chicago (2/12/22)	Runs:	2	6x, last at Virginia Tech (5/12/23)

**Honors and Awards:**

- 2023 NFCA Southeast All-Region Second Team
- 2023 All-ACC First Team
- 2023 FSU Offensive Player of the Year
- 2023 Winner of FSU's Batting Title
- FSU Breakout Player of the Year (2023)
- 2021 Softball America Top-25 Freshmen (No. 18)

**REDSHIRT SOPHOMORE SEASON (2022)**

Played in 66 games and made 59 starts for the Seminoles...Led the team with a .356 average with eight home runs and 40 RBI...Recorded two hits and an RBI in the Women's College World Series Semifinals against Tennessee...Tallied the game-ending RBI in the 8-0 win over Oklahoma State in the first game of the WCWS...Recorded hits in 16 games over the course of a 17-game stretch from 4/15-5/1...Held an impressive six-game multi-hit streak (4/20-4/29)...Recorded six hits in the weekend series at Virginia Tech (4/20-4/22)...Had a record-breaking series at fourth-ranked Clemson, knocking in three hits, smashing another home run off the scoreboard, scoring twice, and stealing two bases in the first game of the doubleheader (4/6)...Slammed her sixth home run of the season off the scoreboard for a three-run blast against Syracuse (3/19)...Recorded seven hits in the Dugout Club Classic (3/3-3/4)...Held a twelve-game hitting streak, highlighted by a three-hit game against Lamar, equaling her career best

(2/25)...Hit twice against Alabama, one of which was her first home run of the season (2/19)...Scored an RBI single on opening day against Lipscomb (2/9).

**REDSHIRT FRESHMAN SEASON (2022)**

Started and played 60 games returning from injury... finished the season with a .261 batting average (47-for-180)... recorded 10 doubles, two triples and five home runs, leading to 35 RBI and 25 runs scored... had eight multi-RBI games, including four in which she had three RBIs in one game... was 3-for-3 with three RBI against Loyola Chicago (2/12)... hit a two-run home run against No. 9 Texas (2/18)... was 2-for-4 with two RBI against Florida A&M (2/23)... hit a three-run home run against Oakland (3/2)... was 1-for-3 with a double, three RBI and two runs scored against Pitt (3/5)... hit a three-run home run in the 12th inning to help FSU defeated Georgia Tech (3/11) 6-2... hit a walk-off home run against Florida (5/4)... had three RBI in the first game of the NCAA Tournament against Howard (5/20).

**FRESHMAN SEASON (2021)**



# 4 • JAHNI KERR

Outfielder • Junior • Mableton, Ga. • Wesleyan • Sport Management

Started and played in just four game before injuring her knee... in those four games she had a .308 batting average (4-for-13) with two home runs, three RBI and two runs scored while she recorded a .739 slugging percentage... recorded her first career hit against Missouri (2/13) and it resulted in a two run home run... was 2-for-4 at Georgia Tech (2/18) with a solo home run... went 1-for-4 in her final game of the season at Georgia Tech (2/18)

### HIGH SCHOOL/CLUB

Attended Wesleyan School in Mableton, Ga....GA Dugout Club POY...FloSoftball Rising Star...two time Gwinnett Daily Post POY...Gwinnett Diamond Club POY, offensive POY, Position Player and Team of the Month...two time GACA A Private POY...2018 Region 5A POY...two time State Champion...two time State Runner Up...GACA region 5A POY...four time region champion...two time Wesleyan Offensive MVP...two time GACA all-star invitee... two time 1st Team All-State and State POY...two time Wesleyan Offensive MVP...USA Today All-American...three time Wesleyan Most Valuable Female Athlete...WSB TV GA HS Athlete of the week...2020 POY - USA Today Sports Award...Wesleyan Sr. Iron Award...Varsity basketball- most dependable player...Gwinnett All-County in track n field...Wesleyan Competitors Award in track & field...Wesleyan School career record holder in Batting Average (.596), Hits (202), Stolen Bases (130), Triples (29), Runs Scored (185), Slugging (.910) and Home runs (22).

### PERSONAL

Majoring in Sport Management...a Spanish and Math Honors recipient...daughter of Rohan and Mylinda Kerr...born June 12, 2002.



### CAREER STATISTICS

Year	avg	gp-gs	ab	r	h	2b	3b	hr	rbi	tb	slg%	bb	hbp	so	gdp	ob%	sf	sh	sb-att	po	a	e	fld%
2021	.308	4-4	13	2	4	0	0	2	3	10	.769	1	0	2	0	.357	0	0	0-1	5	1	0	1.000
2022	.261	60-60	180	25	47	10	2	5	35	76	.422	10	0	35	2	.297	2	1	4-6	51	1	1	.981
2023	.356	66-59	191	38	68	15	0	8	40	107	.560	10	1	24	2	.389	1	1	14-16	69	2	3	.959
<b>TOTAL</b>	<b>.310</b>	<b>130-123</b>	<b>384</b>	<b>65</b>	<b>119</b>	<b>25</b>	<b>2</b>	<b>15</b>	<b>78</b>	<b>193</b>	<b>.503</b>	<b>21</b>	<b>1</b>	<b>61</b>	<b>4</b>	<b>.345</b>	<b>3</b>	<b>2</b>	<b>18-23</b>	<b>125</b>	<b>4</b>	<b>4</b>	<b>.970</b>



# 5 • ALLISON ROYALTY

Pitcher • Senior • Corinth, Texas • Homeschool • Humanities

CAREER HIGHS (AT MINIMUM 1.0 INNINGS)		(5/21/23)
Innings Pitched:	6.2	at Oregon State (5/9/22)
Runs Allowed:	0	16x, last vs. Louisville (5/7/23)
Earned Runs:	0	30x, last vs. South Carolina
Walks Allowed:	0	20x, last at Notre Dame (4/29/23)
Strikeouts:	11	4x, last at FIU (3/26/22)



out 37 batters in 31.2 innings of work... she finished her sophomore season with a 2-1 record... in her two seasons at Arizona State Royalty went 13-7 with a 3.54 ERA and 158 strikeouts in 156.1 innings.

**HIGH SCHOOL/CLUB**

In 2018 Extra Innings ranked Royalty the No. 38 player in the class of 2020, and in 2020, FloSoftball recognized her as the No. 4 prospect in the class ... A dominant right-hander, Royalty helped lead the Athletics Mercado/Smith 18u club team to a 2019 PGF 18u Premier National Championship ... She also aided her team to a second-place showing at the IDT Boulder Tournament

**JUNIOR SEASON (2023)**

Made 27 appearances and 10 starts for the Noles in 2023...Finished the season with an 8-1 record and 2.23 ERA in 69 innings... Came in relief against Notre Dame and gave up nothing with six batters up, six batters down (4/29)...Pitched a near flawless 4.0 innings against Jacksonville for her seventh victory (4/12)... Remained undefeated at 6-0 after her first conference victory over Syracuse (3/18)...Made three appearances in Clearwater for 8.0 innings, taking the win over Louisiana as she pitched over five innings for the first time as a Seminole (2/19)...Started in the circle for the second game against Lipscomb and worked 4 innings (2/9) and took the victory in relief against Longwood (2/12) striking out 5 in 3.1 innings...



**Prior to FSU (Arizona State)**

As a freshman in 2021 Royalty appeared in 32 games with 19 starts... she finished her freshman campaign with an 11-6 record, a 3.20 ERA and a team-leading 121 strikeouts... she became the fastest freshman pitcher at Arizona State to strike out 100 batters since Dallas Escobedo in 2011... she was named to the Pac-12 All-Freshman Team... as a sophomore she played in 15 games with six starts and earned a 4.86 ERA... she struck

**CAREER STATISTICS**

Year	era	w-l	app	gs	cg	sho	sv	ip	h	r	er	bb	so	2b	3b	hr	bavg	wpp	hbp	bk	sfa	sha
2021	3.20	11-6	32	19	7	3	1	124.2	101	65	57	44	121	17	2	19	.214	3	14	0	7	4
2022	4.86	2-1	15	6	0	0	0	31.2	35	23	22	22	37	9	0	5	.269	4	2	0	0	0
2023	2.23	8-1	27	10	0	4	0	69.0	51	34	22	37	53	9	1	8	.202	9	10	0	2	5
<b>TOTAL</b>	<b>3.43</b>	<b>21-8</b>	<b>74</b>	<b>35</b>	<b>7</b>	<b>7</b>	<b>1</b>	<b>225.1</b>	<b>187</b>	<b>122</b>	<b>101</b>	<b>103</b>	<b>211</b>	<b>35</b>	<b>3</b>	<b>32</b>	<b>.228</b>	<b>16</b>	<b>26</b>	<b>0</b>	<b>9</b>	<b>9</b>

**6 • KALEY MUDGE****Outfielder • Senior • Winter Springs, Fla. • Winter Springs HS • Athletic Coaching****CAREER HIGHS**

Hits:	5	at Alabama (6/7/21)	Home Runs:	1	9x, last vs. Oklahoma State (6/1/23)
Doubles:	2	4x, last vs. Lamar (2/25/23)	RBI:	3	2x, last vs. Georgia (5/25/23)
Triples:	1	7x, last vs. Colgate (3/4/23)	Runs:	3	3x, last vs. Georgia Tech (4/2/23)

**Honors and Awards:**

- 2023 WCWS All-Tournament Team
- 2023 NFCA Southeast All-Region Third Team
- 2023 All-ACC Second Team
- 2023 Preseason All-ACC First Team
- 2023 "Ah-Tah-Thi-Ki" Academic Excellence Award
- 2022 NFCA Southeast All-Region Second Team
- 2022 All-ACC First Team
- 2022 Coaches Award Winner
- 2021 WCWS All-Tournament Team
- 2021 Coaches Award Winner
- 2021 Golden Nole Award Winner
- 2021 FSU Breakout Player of the Year

**RECORD BOOK**

Became the first student-athlete to record five hits in seven-inning of a game at the WCWS on June 7 against Alabama... holds the WCWS record for hits in a single World Series with 14.

**WASHINGTON D.C. EXPERIENCE**

In March 2023, Kaley Mudge was selected to speak at the House Energy and Commerce Subcommittee hearing titled "Taking the Buzzer Beater to the Bank: Protecting College Athletes' NIL Dealmaking Rights" in Washington D.C.

Mudge was the lone active student-athlete who spoke at the hearing as she was joined by Patriot League Commissioner Jennifer Heppel, Virginia State University President Dr. Makola M. Abdullah, former NFL player Trey Burton, Washington State Director of Athletics Pat Chun and Executive Director and Founder of the College Football Players Association Jason Stahl. Following the hearing,

**SENIOR SEASON (2023)**

Played in and started 67 games for the Seminoles...Finished the year second on the team in batting average (.346)...Smacked five home runs and 43 RBI and made play after play in left field...Was named to the 2023 WCWS All-Tournament Team following her play at the WCWS...Recorded four hits at the WCWS including a home run against Oklahoma State (6/1)...Went 4-for-6 with three RBI in the Super Regional against Georgia (5/25-26)...Went 2-for-4 with two RBI in the Tallahassee Regional against UCF (5/20)...Recorded two hits and an RBI in the ACC Semifinals against Virginia Tech (5/12/23)...Recorded six hits in



the weekend series at Notre Dame (4/28-4/30)...Provided an RBI single that gave the Seminoles an insurance run in the 5-3 win over Florida (4/26)...Had a terrific game in the first game of the doubleheader against Virginia with two singles and two run homer (4/15)...Made the game winning throw from left field to second base for the sweep at fourth-ranked Clemson (4/7)...Had a career day against Georgia Tech where she hit a solo shot to right, scored three runs, and tied a season-high four putouts (4/2)...Smacked her second home run of the season off the Duke scoreboard in left (3/25)...Hit seven times during the Dugout Club Classic (3/3-5)...Recorded an eleven game hitting streak, highlighted by a three-hit game against Lamar for the first-time this season (2/25)...Had six RBIs in Clearwater and hit her first home run of the season against Arkansas (2/17)... Began the season with 3 hits including a triple and double against Lipscomb (2/9) and Longwood (2/11).

**JUNIOR SEASON (2022)**

Played in 54 games with 51 starts during her junior season... she finished the season second on the team with a .358 batting average (63-for-176)... she was third on the team with 63 hits and fourth on the team with 44 runs scored... Mudge finished the season with nine doubles, three triples and four home runs to go with 26 RBI... she was second on the team

# 6 • KALEY MUDGE

Outfielder • Senior • Winter Springs, Fla. • Winter Springs HS • Athletic Coaching



with 13 stolen bases and finished the season with a perfect fielding percentage in the outfield... started the season with her first career home run against Mercer (2/11)... went 2-for-2 with three runs scored against Kennesaw State (2/12)... was 3-for-4 with one RBI against Boston College (3/20)... was a perfect 3-for-3 at the plate with two RBI, two runs scored and a home run at FIU (3/26)... once against recorded three hits in a game against North Florida (3/30) while scoring two runs and batting in another... recorded three hits for the fourth time at Virginia (4/3) when she went 3-for-5 with a double... went 6-for-13 against NC State (5/6-8) with six RBI and two home runs... was 2-for-2 with two RBI and two runs scored against Duke (5/13) in the ACC Tournament semifinal.

### SOPHOMORE SEASON (2021)

Appeared in 57 games during the 2021 season, starting in 22 of them including the final 14 games of the season... she finished the season with a team high .333 batting average (30-for-90) after recording a Women's College World Series record 14 hits... recorded two stolen bases during her first start of the season against Memphis (2/12)... went 2-for-3 against FGCU (2/26) with an RBI and a run scored... went 3-for-4 against Pitts (5/8) during the final weekend of the regular season, two of the three hits were doubles as she recorded one RBI and scored one run... against Kennesaw State in the first game of the Tallahassee Regional she went 3-for-4 with a double and two runs scored... went 1-for-4 with a double, and RBI and two runs scored against Oklahoma State in the WCWS (6/5)... was

2-for-3 in game one against Alabama (6/6) at the WCWS before setting a seven inning WCWS record with five hits after going a perfect 5-for-5 against the Crimson Tide (6/7) with two RBI and two runs scored as she helped the Noles advance to the Championship Series...was 3-for-5 against Oklahoma in game one of the WCWS Championship Series with two stolen bases and one runs scored...broke the WCWS hits record with her 14th hit of the World Series in the final game against Oklahoma (6/10)

### FRESHMAN SEASON (2020)

Played in 23 games, including four starts in the outfield, during the 2020 season that was shortened due to the COVID-19 pandemic, finishing with a .217 batting average (5-for-23), with two doubles, a triple, four RBI five walks, two stolen bases and nine runs scored...was perfect in 20 defensive opportunities, including two outfield assists... entered as a defensive replacement against both North Carolina and No. 1 Alabama on February 7...pinch ran, hit a double and scored two runs on February 8 against Detroit Mercy...scored twice and hit an RBI triple versus Detroit Mercy on February 9...pinch ran and stole base against No. 1 Washington on February 14...walked and scored versus No. 13 Minnesota (Feb 14)...drew a walk on February 16 against No. 2 UCLA...walked and scored a run against Kent State (Feb 28)...hit an RBI single on March 3 against Holy Cross...doubled, walked, stole a base and scored two runs on the road against No. 22 UCF on March 4...drove in a run with an RBI single on March 6 against Longwood.

### HIGH SCHOOL/CLUB

Attended Winter Springs High School...competed with the Hatters Gold-Birle and Gold Coast Hurricanes-Cooper travel teams...following a win at the 8A State Championship in 2019, she earned the titles Seminole County Softball Player of the Year and 8A Florida Dairy Farmers Player of the Year...selected for the First Team for both All-State and All-State Academic Team in 2016 and 2017...concluded her high school career with a .459 batting average, 151 hits, 61 RBIs, 128 runs, and 88 stolen bases, 28 happening during the 2016 season alone (school-record).

### CAREER STATISTICS

Year	avg	gp-gs	ab	r	h	2b	3b	hr	rbi	tb	slg%	bb	hbp	so	gdp	ob%	sf	sh	sb-att	po	a	e	fld%
2020	.217	23-4	23	9	5	2	1	0	4	9	.391	5	0	9	0	.345	1	1	2-2	18	2	0	1.000
2021	.333	57-22	90	18	30	6	0	0	7	36	.400	6	0	6	0	.367	2	1	7-9	52	0	1	.981
2022	.358	54-51	176	44	63	9	3	4	26	90	.511	20	0	17	0	.415	4	0	13-18	86	2	0	1.000
2023	.346	67-67	214	49	74	18	3	5	43	113	.528	21	2	21	0	.406	2	3	19-25	76	1	0	1.000
<b>TOTAL</b>	<b>.342</b>	<b>201-244</b>	<b>503</b>	<b>120</b>	<b>172</b>	<b>35</b>	<b>7</b>	<b>9</b>	<b>80</b>	<b>248</b>	<b>.493</b>	<b>52</b>	<b>2</b>	<b>53</b>	<b>0</b>	<b>.399</b>	<b>9</b>	<b>5</b>	<b>41-54</b>	<b>232</b>	<b>5</b>	<b>1</b>	<b>.996</b>



## 7 • ANGELEE BUENO

Infielder • Freshman • Oviedo, Fla. • Oviedo HS • Marketing

### HIGH SCHOOL/CLUB

Bueno ranks as the No. 11 player in the Extra Innings Extra Elite 100...as a sophomore, Bueno was named First Team All-Conference, All-State 7A, and the Offensive Player of the Year...she followed that up by being named First Team All-Conference, All-State 7A, and the Offensive Player of the Year once again her junior season...Bueno was All-Academic 7A as a sophomore and Junior as well, in her senior season she achieved a batting average of .438 with a perfect fielding and slugging percentage.



## 8 • KALEI HARDING

Utility • Senior • Murfreesboro, Tenn. • Blackman HS • Sport Management

### CAREER HIGHS

Hits:	4	at Georgia Tech (2/18/21)	RBI:	4	7x, last vs. Virginia Tech (5/12/23)
Doubles:	2	4x, last vs. Georgia (5/25/23)	Runs:	3	3x, last vs. Clemson (5/14/22)
Triples:	1	6x, last vs. Colgate (3/4/23)	Walks:	2	10x, last vs. Syracuse (3/17/23)
Home Runs:	2	4x, last vs. Arkansas (2/17/23)	Stolen Bases:	2	2x, last vs. Duke (4/11/21)

### Honors and Awards:

- 2023 ACC All-Tournament Team
- 2023 All-ACC Third Team
- 2023 Preseason All-ACC First Team
- 2022 NFCA Southeast All-Region First Team
- ACC Tournament MVP (2022)
- ACC All-Tournament Team (2022)
- 2022 All-ACC Second Team
- 2021 All-ACC Third team
- 2021 All-ACC Freshman Team
- 2021 FSU Rookie of the Year

### JUNIOR SEASON (2023)

Played in all 69 games while starting 68 of them...Hit .311 with 10 home runs and 48 RBI...Recorded three hits in five games at the Women's College World Series...Had a phenomenal Super Regional going 4-for-8 with three RBI against Georgia...Recorded an RBI against UCF and two RBI against Maris in the Tallahassee Regional...Hit a two-run home run against Virginia Tech in the ACC Tournament Semifinal in a four-RBI day... Crushed a solo shot over left and hit an RBI single in the run-rule victory over Notre Dame (4/30)...Recorded six RBIs in the weekend series at Virginia Tech (4/20-4/22)...Hit a double in each game of the weekend series against Virginia (4/14-15) and made four



assists from third base for her highest assist count of her career (4/14)...Provided a towering two-run homer to left center to make it back-to-back games with a two-run home run (3/31)...Provided an RBI double and her sixth long ball of the season in the victory over Duke (3/26) ...Hit in each of the four games in Oklahoma and the game-winning two run blast to defeat third-ranked Oklahoma State (3/10)...Recorded a hit in each of the five games in the Unconquered Invitational, including two singles against Lamar (2/24)...Hit two home runs to bring in three runs against Arkansas (2/17)...Had an exceptional day against Purdue hitting 3-3 (2/11) and scoring

# 8 • KALEI HARDING

**Utility • Senior • Murfreesboro, Tenn. • Blackman HS • Sport Management**

5 runs in the JoAnne Graf Classic.

**SOPHOMORE SEASON (2022)**

Appeared in all 61 games with 60 starts... finished the season with a .304 batting average (56-for-184), including 11 doubles and 15 home runs... her 11 doubles were fourth on the team and her 15 home runs ranked second... she also had a team-leading 54 RBI to go with 11 stolen bases... She finished the season with a .966 fielding percentage with 110 putouts, four assists and four errors... started the season with a two-run home run against Mercer (2/11)... stole a career-high two bases against South Alabama (2/16)... went 2-for-2 with a home run and two RBI against No. 15 Tennessee (2/17)... went 2-for-3 with a career-high two home runs and three RBI against Hofstra (2/36)... hit two home runs, one in each game of a doubleheader at Georgia Tech (3/11)... went 3-for-4 with a home run and two RBI at Virginia (3/2)... went 2-for-4 with a home run and four RBI at Virginia in the final game of the series (3/3)... hit a grand slam against Virginia Tech (4/9)... was 2-for-3 with a home run and two RBI at North Carolina (4/17)... was 2-for-3 with a home run and three RBI against No. 17 Clemson (4/21)... hit a home run in every game of the ACC Tournament and was named the ACC Tournament MVP.

a triple at Boston College (3/27)... recorded three more RBI on her first career home run against Notre Dame (4/3)... was a perfect 2-for-2 with two home runs, four RBI and three runs scored at Syracuse (4/18)... grabbed two more home runs at Pitt (5/8) as she went 2-for-4 with three RBI and three runs scored... was 2-for-4 with two RBI and a run scored against Alabama (6/7) to send the Seminoles to the Championship Series of the WCWS... went 3-for-4 with a home run, four RBI and two runs scored as the Seminoles defeated Oklahoma (6/8) 8-4 in the first game of the WCWS Championship Series.

**HIGH SCHOOL/CLUB**

Attended Blackman High School in Murfreesboro, Tennessee... named the Rookie of the Year and the Offensive Player of the Year, while posting a .397 batting average with 49 runs, 12 doubles and 13 home runs...competed for the TN Fury Platinum travel team, which posted Top 10 finishes at PGF and in Colorado... as a member of the Fury, she tallied seven doubles, six home runs and 28 RBI with a .387 batting average...was a three-time All-District selection.

**FRESHMAN SEASON (2021)**

Appeared in 62 games and started in 58 of them during her freshman campaign in 2021... finished the season with a .278 batting average (49-for-176), including 10 doubles, six home runs and a team-high three triples... Harding also had a team-high with 42 RBI... she scored 29 runs and was second on the team with a .472 slugging percentage, she also was 10-for-11 in stolen bases... Harding finished the season with a .915 fielding percentage with 46 putouts and eight assists... in just the fifth game of her career she went a perfect 4-for-4 with three RBI at Georgia Tech (2/18)... was 2-for-4 with a double and an RBI against Florida (3/6)... went 1-for-3 with a double and two RBI against No. 2 Arizona (3/11) in FSU 4-2 win... went 2-for-3 with a run scored in game three against No. 2 Arizona (3/13) in FSU's 2-0 win... was 2-for-4 with three RBI against Kennesaw State (3/20)... was 2-for-3 with four RBI and



**CAREER STATISTICS**

Year	avg	gp-gs	ab	r	h	2b	3b	hr	rbi	tb	slg%	bb	hbp	so	gdp	ob%	sf	sh	sb-att	po	a	e	fld%
2021	.278	62-58	176	29	49	10	3	6	42	83	.472	21	1	35	1	.357	1	0	1-1	7	1	0	1.000
2022	.304	61-60	184	46	56	11	0	15	53	112	.609	21	1	27	1	.371	4	0	11-12	110	4	4	.966
2023	.311	69-68	209	46	65	22	3	10	48	123	.589	24	1	26	0	.385	0	0	1-3	50	61	9	.925
<b>TOTAL</b>	<b>.299</b>	<b>192-186</b>	<b>569</b>	<b>121</b>	<b>170</b>	<b>43</b>	<b>6</b>	<b>31</b>	<b>143</b>	<b>318</b>	<b>.559</b>	<b>66</b>	<b>3</b>	<b>88</b>	<b>2</b>	<b>.372</b>	<b>5</b>	<b>0</b>	<b>22-26</b>	<b>206</b>	<b>73</b>	<b>18</b>	<b>.939</b>



**9 • DEVYN FLAHERTY****Infielder • Senior • Sarasota, Fla. • Riverview Sarasota HS • Sport Management****CAREER HIGHS**

Hits:	3	6x, last vs. Virginia (4/15/23)	RBI:	4	at Pittsburgh (5/8/21)
Doubles:	2	2x, last at Pittsburgh (5/8/21)	Runs:	3	4x, last at Virginia Tech (4/22/23)
Triples:	1	5x, last vs. Longwood (2/12/23)	Walks:	2	12x, last vs. Syracuse (3/17/23)
Home Runs:	2	at Syracuse (4/17/21)	Stolen Bases:	2	10x, last vs. Georgia Tech (4/2/23)

**Honors and Awards:**

- 2023 NFCA Southeast All-Region Third Team
- 2023 All-ACC Second Team
- 2023 Preseason All-ACC Team
- ACC All-Tournament Team (2022)
- 2022 All-ACC Second Team
- 2022 FSU Breakout Player of the Year
- 2021 All-ACC First TEAM
- 2021 All-ACC Freshman Team

**JUNIOR SEASON (2023)**

Made 66 starts for the Seminoles at second base...Hit .317 with 26 RBI and led the ACC with 31 stolen bases on 32 attempts... Recorded two hits in FSU's win against Washington at the Women's College World Series to send FSU to the WCWS Semifinals... Went 6-for-12 (.500) at the Tallahassee Regional...Scored the game-winning run in the bottom of the seventh inning to secure FSU's 19th ACC Tournament Championship against Duke... Recorded two hits and an RBI against Virginia Tech in the ACC Tournament Semifinals...Hit a walk-off home run against Louisville...Scored three runs off two RBI singles in the run-rule win at Virginia Tech (4/22)...Completed her first three-hit of the season against Virginia (4/15)...Hit for extra bases for the first time in conference play at Clemson (4/7)...Hit two singles, recorded a season-high of two steals and three runs versus Georgia Tech (4/2)...Earned a season-high four fielding assists from second base against Duke (3/25)...Hit in each of the five games of the Dugout Club Classic with six RBIs (3/3-4)...Hit a single in three straight games in three days (2/22-24)...Recorded three hits in the opening weekend highlighted by a leadoff double that led to a 4 run inning against Purdue (2/11) along with a career-high two stolen bases against Longwood (2/11).

**JUNIOR SEASON (2022)**

Started in all 61 games during the 2022 season at second

base... finished third on the team with a .355 batting average (66-for-186) with a team high tying 66 hits... she recorded 12 doubles, two triples and six home runs while driving in 31 runs... Flaherty led the team in stolen bases going 26-for-29 on the year... in the field, she had a .980 fielding percentage with 75 putouts and 123 assists... she had 18 games with multiple hits, five games with multiple RBI and three games with two stolen bases... she started off the season a perfect 2-for-2 against Mercer (2/11) with two runs scored... the next day she had two hits and two runs scored against Loyola Chicago (2/12)... was a perfect 2-for-2 with a run scored and an RBI against Texas (2/18)... had three RBI on one home run against Indiana (2/25)... went a perfect 3-for-3 with two runs scored and a home run against Troy (3/23)... went three straight games with a home run (5/7-12) with one in each of the last two games at NC State and one in the first game of the ACC Tournament against Virginia.

**SOPHOMORE SEASON (2021)**

Started all 63 games during 2021 at second base...finished the season with a .281 batting average (52-for-185) with a team high 52 hits on the year... those 52 hits came from eight doubles and five home runs, resulting in 22 RBI and a .405 slugging percentage... Flaherty led the team in stolen bases with after going a perfect 19-for-19... in the field she had a .946 fielding percentage with 74 putouts and 119 assists... went 2-for-3 with two stolen bases and three runs scored in the second game of the season against Missouri (2/12)... followed that up against Memphis (2/13) with two more stolen bases as she was 1-for-3 with an RBI... hit her first of five home runs at Georgia Tech (2/18) for the only hit of the game... in game two against Georgia Tech (2/18) she went 2-for-3 with two stolen bases, two runs scored and one RBI... hit her second home run of the season at Boston College (2/26) for her only hit in two at-bats... during the final game at Boston College (2/27) she went 2-for-3 with two RBI, two runs scored and one stolen base... in game one at Syracuse she went 2-for-3 with three RBI and two runs scored as both of her hits resulted in home runs... at Louisville (2/25) Flaherty went a perfect 3-for-3 with two runs scored... during the final two games of the regular season at Pittsburgh (5/8) she recorded a career high three hits after going 3-for-4 with a double, a stolen base, an RBI and two runs scored... in game two of the double header she recorded a career high four RBI...in the championship game of the Tallahassee Regional she went 2-for-3 with a double and RBI and a run scored against UCF (5/23).

**9 • DEVYN FLAHERTY**  
**Infielder • Senior • Sarasota, Fla. • Riverview Sarasota HS • Sport Management**



**HIGH SCHOOL/CLUB**

Played at Riverview Sarasota High School...earned the title of Sarasota Athlete of the week in April of 2019...following her posting of a .488 batting average, a total of 84 hits, 55 RBIs, and 54 runs throughout her career, Flaherty was nominated as a 2019 HT Preps All-Area Softball Player of the Year Finalist... earned a spot on the East team in the 2019 PGF High School All-American Game... selected as the Rams Team MVP and First Team All-District honors in 2018...played club ball for the Santa Fe Inferno.



**FRESHMAN SEASON (2020)**

Appeared in all 24 games, including 22 starts, during the 2020 season that was shortened due to the COVID-19 pandemic, finishing with a .33 batting average (22-for-66), with four doubles, three triples, three home runs, 16 RBI and 17 runs scored... her three triples led the team and ranked No. 21 in the NCAA...also added 10 walks, tied with Kiersten Landers for the team lead with eight stolen bases and posted a .621 slugging percentage on the season...her 22 starts were spread among five different positions - first base (8), second base (6), left field (5), shortstop (2) and right field (1) - making her just the second FSU player under Lonni Alameda to start at five different positions in one season, joining Kelly Hensley from 2013, and is the first one to do it without starting at designated player...drew a walk, singled and scored a run against No. 1 Alabama on February 7...was 2-for-2 with a triple, a home run, two RBI and two runs scored against Detroit Mercy (Feb 8)...hit a triple and a three-run home run, both in the second inning, on February 9 against Detroit Mercy... lined a single and stole a base on February 12 against Florida A&M...hit an RBI single and drew a walk on February 14 against No. 13 Minnesota...stole a base and scored a run versus Liberty (Feb 16)...walked twice, stole two bases and scored three runs on February 28 against Kent State...hit a double, a triple and drove in two runs on March 3 against Holy Cross...went 3-for-4 with an RBI and a run scored versus Penn...hit two doubles, drove in three runs and stole a base on March 8 against Detroit Mercy.

**CAREER STATISTICS**

Year	avg	gp-gs	ab	r	h	2b	3b	hr	rbi	tb	slg%	bb	hbp	so	gdp	ob%	sf	sh	sb-att	po	a	e	fld%
2020	.333	24-22	66	17	22	4	3	3	16	41	.621	10	0	13	1	.416	1	0	8-10	80	15	2	.979
2021	.281	63-63	185	39	52	8	0	5	22	75	.405	24	1	39	2	.365	1	0	19-19	74	118	11	.946
2022	.355	61-61	186	45	66	12	2	6	31	100	.538	15	3	16	1	.406	3	0	26-29	75	123	4	.980
2023	.317	67-66	183	43	58	12	1	1	26	75	.410	35	4	20	0	.433	2	1	31-32	90	109	8	.961
<b>TOTAL</b>	<b>.319</b>	<b>215-212</b>	<b>620</b>	<b>144</b>	<b>198</b>	<b>36</b>	<b>6</b>	<b>15</b>	<b>95</b>	<b>291</b>	<b>.469</b>	<b>84</b>	<b>8</b>	<b>88</b>	<b>4</b>	<b>.403</b>	<b>7</b>	<b>1</b>	<b>84-90</b>	<b>319</b>	<b>365</b>	<b>25</b>	<b>.965</b>



## 10 • MIMI GOODEN

**Pitcher • Freshman • Milton, Fla. • Gaither HS • Sport Management**

### HIGH SCHOOL/CLUB

Was named the MVP of her high school team during her first four seasons at Gaither High School...finished her senior season with over 100 innings pitched, 174 strikeouts, and 16 wins... played for the Clearwater Lady Bombers under Head Coach Karl Mason...she has aspirations to go to the Olympics for softball or weightlifting and to become a professional softball player... Daughter of Jeff and Elizabeth Gooden.



## 11 • ASHTYN DANLEY

**Pitcher/Utility • Freshman • Winchester, Tenn. • Huntland HS • Exploratory**

### HIGH SCHOOL/CLUB

Danley was named the Tennessee Gatorade Softball Player of the Year and the Main Street Prep Player of the Year in 2022 and ranks as the No. 2 player in the Extra Innings Extra Elite 100...she pitched 0.36 ERA in twelve pitching appearances while holding a .682 batting average on 30 hits in her senior season...she was also named to the All-District team her sophomore and junior seasons, while being named the Co-Pitcher MVP her sophomore season and the Pitcher MVP her junior season...Danley also earned offensive MVP honors her sophomore and junior seasons at Huntland High School...she was named to the Tennessee Sports Writers Association All-State team as both a sophomore and a junior and was named First Team Mid-State Tennessee as a junior...Danley was named to the PGF 2023 Futures All-American Team and is a two-time MVP of the Futures All-American Game... she is also a 2018 PGF National Championship MVP...Danley has a .659 batting average in high school while slugging 1.374 with 14 doubles, three triples and 15 home runs for 45 RBI...as a pitcher, she tossed 154 innings recording 217 strikeouts while having a .407 ERA.





# 12 • AMAYA ROSS

**Infielder • Junior • Jacksonville, Fla. • Trinity Christian HS • Management**

CAREER HIGHS		Home Runs:	1	4x, last vs. FGCU (2/24/23)
Hits:	2	4x, last vs. Lamar (2/25/23)		
Doubles:	1	vs. Clemson (4/23/22)	RBI:	5
Triples:	1	2x, last vs. Lamar (2/25/23)	Runs:	2
				vs. Hofstra (2/26/22)
				2x, last vs. FGCU (2/24/23)

**Honors and Awards:**  
 • 2023 Coaches Award Winner

**SOPHOMORE SEASON (202)**

Played in 49 games while making seven starts...Was a problem for opponents on the base paths stealing 22 bases on 23 attempts...Hit .250 in 36 at-bats six RBI while scoring 21 runs... Stole a base in four consecutive appearances against Marist, UCF, Georgia, Oklahoma State and Tennessee...Stole a base in three straight games on the road against conference opponents (4/20-4/28) and scored a run in back-to-back games at Virginia Tech (4/20-4/21)...Earned her fifth RBI of the season with a single against Jacksonville and made a career-high four assists from second base (4/12)...Recorded her second career conference hit against Syracuse (3/17)...Hit twice in back-to-back games which includes her first home run of the season against FGCU (2/24) and a triple against Lamar (2/25)...Came into pinch hit for 4 of the 5 opening weekend games, hitting a single during a 3-run 6th inning (2/9).

**FRESHMAN SEASON (2022)**

Played in 50 games with 12 starts as a freshman... finished the season with a .190 batting average (8-for-42)... five of her eight hits were extra-base hits with three home runs, one double and one triple... she had 10 RBI, 18 runs scored and 12 stolen bases... her first career hit was a home run against Hofstra (2/25) in a game in which she went 2-for-2 with a triple, a home run and five RBI... had her second career home run at Florida A&M (3/1), she went 2-for-2 with a home run, two RBI and two runs scored... her third career home run came against South Florida (5/21) in the Tallahassee Regional as a pinch hitter... stole two bases in a game twice... she did it in the first game of the season against Mercer (2/11) and again against Florida (5/4).


**HIGH SCHOOL/CLUB**

Ross was ranked 151st by Extra Inning Softball in the 2021 class rankings...throughout high school, Ross saw nothing but success, reaching the state Final Four every season since

2016, including a runner-up finish in 2018 and a State Championship in 2019 with Trinity Christian Academy...in 2019 She was named to the Times-Union All-Decade Team and was also named to the All-First Coast First Team...Ross was also named to the 2019 Miracle Sports 4A All-State First Team... in 2018 and 2017 she was also named to the Times-Union All-First Coast First Team...was a part of the 2017 Miracle Sports 4A All-State Second Team and was selected as a USA Elite Select Futures All-American...in 2016 and 2017 she was a USA Elite Select 30 All-American.

**PERSONAL:**

Daughter to Michele and Gerard Ross... played varsity softball and volleyball in high school... received All-A Honor Roll 2007-21... Received the American Citizenship Award 2017-2020... Received awards for highest average in Honors English (2019), Environmental Science (2019), Honors US History (2019), Honors Algebra II (2018), Honors Geometry (2017)... Ross served as Student Council Vice President 2019-2021 and Student Government Treasurer 2019-2021... member of National Honor Society 2017-2021... father played football at FSU and then in the NFL for the Seattle Seahawks... cousins, Keith Ross and Lamar Lewis played football at FSU... J.C. Flowers (cousin) played baseball at FSU and currently plays for the Pittsburg pirates... Alexis Ross (cousin) plays softball at



**CAREER STATISTICS**

Year	avg	gp-gs	ab	r	h	2b	3b	hr	rbi	tb	slg%	bb	hbp	so	gdp	ob%	sf	sh	sb-att	po	a	e	fld%
2022	.190	50-12	42	18	8	1	1	3	10	20	.476	10	1	14	0	.358	0	0	12-14	4	3	0	1.000
2023	.250	49-7	36	21	9	0	1	1	6	14	.389	7	2	12	0	.383	2	0	22-23	11	12	1	.958
<b>TOTAL</b>	<b>.218</b>	<b>99-19</b>	<b>78</b>	<b>39</b>	<b>17</b>	<b>1</b>	<b>2</b>	<b>4</b>	<b>16</b>	<b>34</b>	<b>.436</b>	<b>17</b>	<b>3</b>	<b>26</b>	<b>0</b>	<b>.370</b>	<b>2</b>	<b>0</b>	<b>34-37</b>	<b>15</b>	<b>15</b>	<b>1</b>	<b>.968</b>



# 14 • AUTUMN BELVIY

Outfielder • Senior • San Diego, Calif. • Arlington HS • Biological Science

**CAREER HIGHS**

Hits:	1	5x, last vs. Louisiana (2/19/23)	Home Runs:	-
Doubles:	1	2x, last vs. Florida A&M (2/14/23)	RBI:	2 vs. Florida A&M (2/14/23)
Triples:	-		Runs:	1 30x, last vs. Tennessee (6/5/23)

**JUNIOR SEASON (2023)**

Played in 51 games, scoring 19 runs and went 5-for-6 on stolen bases...Went 5-for-15 at the plate driving in two runs over the course of the season...Scored a run against Tennessee in the Women's College World Series Semifinal...Scored a run in the opening game of the WCWS against Oklahoma State...Scored a run in both Super Regional games against Georgia...Scored a run off pinch-runner situations in back-to-back games at Notre Dame (4/28-4/29)...Scored her tenth run of the season against Georgia Tech (4/1)...Hit first career doubles in both of games of the doubleheader against Florida A&M (2/14)...Started the season with 3 runs on 2 hits through opening weekend.

**SOPHOMORE SEASON (2022)**

Played in 47 games with one start... recorded two RBI and scored 11 runs... was 3-for-4 on stolen bases... scored a run against No. 9 Texas, No. 25 UCF, No. 5 Virginia Tech, and No. 12 Duke... finished the season with a .900 fielding percentage, including nine putouts and one error in the outfield.

**FRESHMAN SEASON (2021)**

Redshirted the season.

**HIGH SCHOOL/CLUB**

Attended Arlington High School in Arlington, Tennessee... named Tennessee Softball Player of the Year her junior season...selected to the AAA TSCA All-State Team in 2019...earned All-District MVP honors as a junior...was named to the All-District first and second team as a freshman...named to the first team of the Tennessee State tournament as a sophomore...elected her classes most athletic female her senior year of high school.

**CAREER STATISTICS**

Year	avg	gp-gs	ab	r	h	2b	3b	hr	rbi	tb	slg%	bb	hbp	so	gdp	ob%	sf	sh	sb-att	po	a	e	fld%
2022	.000	47-1	14	11	0	0	0	0	2	0	.000	0	1	8	0	.063	1	0	3-4	9	0	1	.900
2023	.333	51-0	15	19	5	2	0	0	2	7	.467	1	0	6	0	.375	0	1	5-6	7	0	3	.700
<b>TOTAL</b>	<b>.172</b>	<b>98-1</b>	<b>29</b>	<b>30</b>	<b>5</b>	<b>2</b>	<b>0</b>	<b>0</b>	<b>4</b>	<b>7</b>	<b>.241</b>	<b>1</b>	<b>1</b>	<b>14</b>	<b>0</b>	<b>.219</b>	<b>1</b>	<b>1</b>	<b>8-10</b>	<b>16</b>	<b>0</b>	<b>4</b>	<b>.800</b>



# 17 • EMMA WILSON

Pitcher • Senior • Dallas, Ga. • North Paulding HS • Sport Management

**CAREER HIGHS (AT MINIMUM 1.0 INNINGS)**

Innings Pitched:	5.2	vs. Loyola Chicago (2/12/22)	Walks Allowed:	0	19x, last vs. Lamar (2/25/23)
Runs Allowed:	0	20x, last vs. Georgia Tech (4/2/23)	Strikeouts:	3	4x, last at FIU (3.26/22)
Earned Runs:	0	21x, last vs. Georgia Tech (4/2/23)	Hits Allowed:	0	11x, last vs. Georgia Tech (4/2/23)



17 strikeouts while holding her opponents to a .259 batting average... she finished the season with an 0-1 record... she also made seven appearances at the plate during the 2021 season recording just one hit, a three-run home run at Louisville (4/23)... made her first career start at home on February 13 against Missouri... threw a season-high 2.1 innings in relief against Virginia Tech (2/20) with a season-high three strikeouts... recorded three more strikeouts in her second appearance against Virginia Tech (2/21)... was a part of a combined no-hitter against Boston College (3/26) as she recorded the final out of the game.

**FRESHMAN SEASON (2020)**

Redshirted her freshman season in 2020.

**HIGH SCHOOL/CLUB**

Attended North Paulding High School in Dallas, Georgia...previously competed with the East Cobb Bullets Travel Team...pitching a 1.916 ERA, 123 strikeouts, and only giving up 24 runs; she earned the title of Paulding Softball Player of the year in 2019...selected for the First Team All-Region over three consecutive years...with a career record of .409 batting average, 8 homeruns, and 27 RBIs, she was a participant in the All-State Senior Game.

**JUNIOR SEASON (2022)**

Pitched 6.1 innings in eight innings for the Seminoles in 2023... Performed a three up, three down inning and gave up no hits in her relief outing (4/2) ...Conceded no hits in her relief outing against Lamar (2/24)...Came in for relief against Longwood for her season debut (2/11).

**REDSHIRT SOPHOMORE SEASON (2022)**

Appeared in 20 games with nine starts while pitching a total of 33.1 innings... she finished the season with a 2-0 record and a 3.78 earned run average while allowing 32 hits and walking 12 batters... she held her opponents to a .252 batting average and earned one save on the season... tossed a career-high 5.2 innings against Loyola Chicago (2/12) while striking out three batters and allowing no earned runs... she once against struck out a career-high three batters at FIU (3/26) in four innings of work while allowing only two hits.

**SOPHOMORE SEASON (2021)**

Appeared in 19 games with two starts during the 2021 season... pitched a total of 20.2 innings, allowing seven runs with



**CAREER PITCHING STATISTICS**

Year	era	w-l	app	gs	cg	sho	sv	ip	h	r	er	bb	so	2b	3b	hr	bavg	wp	hbp	bk	sfa	sha
2020	0	0-0	0	0	0	0/0	0	.000	0	0	0	0	0	0	0	0	.000	0	0	0	0	0
2021	2.37	0-1	19	2	0	0/9	0	20.2	21	7	7	7	17	5	0	1	.259	1	0	0	0	1
2022	3.78	2-0	20	9	0	0/7	1	33.1	32	21	18	12	20	1	3	10	.252	5	2	0	1	2
2023	3.32	0-0	8	0	0	0/2	1	6.1	10	3	3	7	3	2	0	0	.345	1	0	0	0	0
<b>TOTAL</b>	<b>3.08</b>	<b>2-1</b>	<b>47</b>	<b>11</b>	<b>0</b>	<b>0/18</b>	<b>2</b>	<b>60.1</b>	<b>63</b>	<b>31</b>	<b>28</b>	<b>26</b>	<b>40</b>	<b>8</b>	<b>3</b>	<b>11</b>	<b>.266</b>	<b>7</b>	<b>2</b>	<b>0</b>	<b>1</b>	<b>3</b>



# 21 • MADI BALK

Pitcher • Sophomore • Lancaster, N.Y. • Lancaster HS • Biological Science

**CAREER HIGHS** (AT MINIMUM 1.0 INNINGS)

Innings Pitched:	1.0	vs. FAMU (2/14/23)	Earned Runs:	0	4x, last vs. Colgate (3/4/23)
Runs Allowed:	0	5x, last vs. Southern (3/5/23)	Walks Allowed:	0	3x, last vs. Colgate (3/4/23)
			Strikeouts:	3	vs. FGCU (2/24/23)



to the All-Bee First Team along with being named All-Western New York Scholar-Athlete of the Year... as of November 2021 Balked was ranked the No. 16 pitcher in the country by Extra Innings Softball... In 2022 she was named to the Alliance Fastpitch All-State Team and to the PGF All-American Watch List... was named the Most Outstanding Pitcher in 2019 and 2020 at the USSSA Tournament in Ocean City Maryland and Connecticut...

### PERSONAL

Daughter of Jennifer and Michael Balk... was a member of the high honor roll (7-12 grade)... was top-10 in her senior class and named the Scholar-Athlete of the Year her senior year... majoring in Exercise Physiology.

### Honors and Awards:

- 2023 Golden Torch Winner

### FRESHMAN SEASON (2023)

Made eight appearances and a start...Finished the season with an 1-0 record and 2.62 ERA in eight innings...Made her first start on the road in the victory at Stetson (4/18)...Earned her first win over Colgate as she struck out two batters (3/3)...Completed her first multi-inning game with 2.0 frames of work with no hits on eight batters...Made her first collegiate appearance against Florida A&M conceding no runs (2/14).

### HIGH SCHOOL/CLUB

During her senior season, Balk pitched 145.3 innings while earning a school record 298 strikeouts while holding opponents to a 0.096 batting average for a 0.674 ERA... She also hit .380 her senior season... in her career (Junior and Senior Seasons) she pitched 241.3 innings and recorded 524 strikeouts finishing with a 0.696 ERA... As a senior, Balk was named the ECIC Division 1 Pitcher of the Year, was named a PGF All-American and was named the All-WNY Pitcher of the Year... she was also named to the All-WNY First Team... Balk was named the All-Bee Softball Pitcher of the Year, and



### CAREER PITCHING STATISTICS

Year	era	w-l	app	gs	cg	sho	sv	ip	h	r	er	bb	so	2b	3b	hr	bavg	wpp	hbp	bk	sfa	sha
2023	3.38	1-0	8	3	0	0/0	0	8.0	4	4	3	12	8	0	0	0	.143	1	0	0	0	0
<b>TOTAL</b>	<b>3.38</b>	<b>1-0</b>	<b>8</b>	<b>3</b>	<b>0</b>	<b>0/0</b>	<b>0</b>	<b>8.0</b>	<b>4</b>	<b>4</b>	<b>3</b>	<b>12</b>	<b>8</b>	<b>0</b>	<b>0</b>	<b>0</b>	<b>.143</b>	<b>1</b>	<b>0</b>	<b>0</b>	<b>0</b>	<b>0</b>



# 22 • ANNIE POTTER

Infielder • Redshirt Junior • Largo, Fla. • Seminole HS • Public Health

CAREER HIGHS				Home Runs:				
Hits:	3	3x, last vs. Jacksonville (2/20/23)	RBI:	3	3x, last vs. Georgia Southern (4/26/22)	Runs:	2	3x, last vs. Georgia Southern (4/26/22)
Doubles:	1	17x, last vs. Chattanooga (4/30/22)	Walks:	1	20x, N/A			
Triples:	1	3x, last vs. Florida A&M (3/30/22)						

**Honors and Awards:**

- 2022 Preseason All-Southern Conference Team
- 2022 Southern Conference Academic Honor Roll
- 2021 All-Freshman Southern Conference Team
- 2021 Southern Conference Academic Honor Roll

**JUNIOR SEASON AT MERCER (2023)**

Did not play due to injury

**SOPHOMORE SEASON AT MERCER (2022)**

Played and started in all 55 games as the primary shortstop for the Mercer Lady Bears...Held a .262 batting average while driving in 22 runs and earning 11 walks.

**FRESHMAN SEASON AT MERCER (2021)**

Played and started in all 46 games as the primary shortstop for Mercer...Hit .274 while driving in 18 runs for the Lady Bears... Stole six bases as a freshman.

**HIGH SCHOOL/CLUB**

Four-year letterwinner for head coach Mark Deruzzo at Seminole High School...Three-sport for the Warhawks, also playing volleyball and basketball...Three-time MVP for softball...Earned First Team All-District 7, Second Team All-Region and Florida 8A All-State honorable mention in 2019... Led the district with a .590 batting average in 2019...Led Team Tampa to the PGF Fall state title in 2018.



**CAREER STATISTICS**

Year	avg	gp-gs	ab	r	h	2b	3b	hr	rbi	slg%	bb	hbp	so	gdp	ob%	sf	sh	sb	po	a	e	fld%
2021	.274	46-46	113	14	31	7	1	1	18	.381	9	0	19	0	.328	0	7	6	71	91	14	.920
2022	.262	55-55	168	21	44	10	2	1	22	.363	11	3	17	1	.315	2	4	0	102	94	18	.916
<b>TOTAL</b>	<b>.267</b>	<b>101-101</b>	<b>281</b>	<b>36</b>	<b>75</b>	<b>17</b>	<b>3</b>	<b>2</b>	<b>40</b>	<b>.370</b>	<b>20</b>	<b>3</b>	<b>36</b>	<b>1</b>	<b>.320</b>	<b>2</b>	<b>11</b>	<b>6</b>	<b>173</b>	<b>185</b>	<b>32</b>	<b>.918</b>



# 23 • KENNEDY HARP

Outfielder • Freshman • Lawrenceville, Ga. • Peachtree Ridge HS • Business

**HIGH SCHOOL/CLUB**

Harp was ranked 10th in the class of 2023 by Extra Inning Softball and the fifth-best outfielder in the class of 2023...she was named the Offensive MVP of her High School in her first three seasons (2019-21)...She is a two-time member of the Georgia Coaches Association Junior All-Star Team (2021-22) and is a three-time First Team All-Region Member (2019-21), she was also first Team All-County and All-State in 2021...In 2021 she was named the Southeastern Florida MVP and earned the Lady Lion Award...in 2022 she was named an MSP All-American, and to the 2022 Alliance National Team...she is a four-time Scholar Athlete (2019-22) and is a four-time member of the Deans List (2019-22)...she hit .390 with 16 home runs, 56 hits, 59 RBIs with 52 runs scored and 34 stolen bases in 2022 for her travel team...she has 32 career high school home runs.







# 24 • MADI FREY

Catcher • Sophomore • Lutz, Fla. • George Steinbrenner HS • Sport Management

### CAREER HIGHS

Hits:	-	Home Runs:	-
Doubles:	-	RBI:	-
Triples:	-	Runs:	1

7x, last vs. Virginia (4/14/23)



### PERSONAL

Daughter of Michele and Eric Frey...was on the deans list all four years of high school...she also played flag football at Steinbrenner high school... is majoring in Exercise Physiology...born July 23, 2004



### FRESHMAN SEASON (2023)

Made 28 appearances and one start for the Seminoles while scoring seven runs for FSU...Scored a run against Virginia and a run against Georgia Tech...Scored her fifth run of the season with she pinch ran against Syracuse (3/19)... Recorded a career-high four putouts against Colgate (3/4)... Pinch ran during the JoAnne Graf Classic, stealing a base against Longwood (2/11) and scoring on a triple for her first collegiate run in the second meeting with Longwood (2/12).

### HIGH SCHOOL/CLUB

Frey was ranked 73rd by Extra Inning Softball in the 2022 class rankings and the 29th ranked catcher in the class... she had a .458 batting average in her high school career with a .509 on-base percentage and a .758 slugging percentage...Frey has earned All-Western Conference honors all four years of high school... was named the Hillsborough County Most Outstanding Softball Player, Offensive MVP and named All-State her senior year... she was named a Colorado Sparkler All-Star (Freshman) and a PGF Nationals All-American (Junior)...as a freshman, she was also named an All-American and First Team All-Hillsborough County.

### CAREER STATISTICS

Year	avg	gp-gs	ab	r	h	2b	3b	hr	rbi	tb	slg%	bb	hbp	so	gdp	ob%	sf	sh	sb-att	po	a	e	fld%
2023	.000	28-1	2	7	0	0	0	0	0	0	.000	0	0	0	0	0	0	0	4-4	14	0	0	1.000
<b>TOTAL</b>	<b>.000</b>	<b>28-1</b>	<b>2</b>	<b>7</b>	<b>0</b>	<b>0</b>	<b>0</b>	<b>0</b>	<b>0</b>	<b>0</b>	<b>.000</b>	<b>0</b>	<b>0</b>	<b>0</b>	<b>0</b>	<b>0</b>	<b>0</b>	<b>0</b>	<b>4-4</b>	<b>14</b>	<b>0</b>	<b>0</b>	<b>1.000</b>



# 27 • KRYSTINA HARTLEY

Infielder • Junior • St. Petersburg, Fla. • Northeast HS • Hospitality & Tourism

CAREER HIGHS					
Hits:	2	vs. Louisiana (2/19/23)	RBI:	3	2x, last vs. Ga. Southern (3/5/23)
Doubles:	1	at FIU (3/26/22)	Runs:	2	vs. Louisiana (2/19/23)
Triples:	1	vs. Ga. Southern (3/5/23)	Walks:	1	6x, last vs. Colgate (3/3/23)
Home Runs:	1	vs. Louisiana (2/19/23)	Stolen Bases:	1	4x, last vs. Ga. Southern (3/5/23)

**Honors and Awards:**

- 2023 Sniper Award Winner
- 2023 Seminole Warrior Award Winner
- 2022 Seminole Warrior Award Winner

**SOPHOMORE SEASON (2023)**

Made 21 starts in 42 games for the Seminoles...Hit .346 in 26 at bats recording seven RBI and one home run...Scored twice and hit her first double of the season in a run-rule win at Notre Dame (4/30)...Hit a single to send the runner home and force the run-rule victory over Georgia Tech (4/2)...Smacked her first career triple with bases loaded into right for three runs against Georgia Southern (3/5)...Hit her first career home run with a three-run shot to left center over Louisiana (2/19)...Had her third career hit and first of the season against Arkansas (2/17)...Walked in back-to-back games against Purdue (2/11) and Longwood (2/12).

**FRESHMAN SEASON (2022)**

Played in 23 games as a freshman... hit .200 (2-for-10) with a double and an RBI... came in as a pinch-runner nine times and scored six runs with one stolen base... went 1-for-1 against Troy (3/23) with an RBI... was 1-for-2 with a double at FIU (3/26).

**HIGH SCHOOL/CLUB**

Hartley is ranked 18th by Extra Inning Softball in the 2021 class rankings ...she is a two time Class 2A State Player of the Year in Florida...finished her freshman campaign with a .409 batting average and improved on that in her sophomore season of high school...batted .469 her sophomore year and was named team

MVP for Northeast High School in St. Petersburg, Fla...during her junior season she batted .300 before the season was cut short due to COVID-19.



**CAREER STATISTICS**

Year	avg	gp-gs	ab	r	h	2b	3b	hr	rbi	tb	slg%	bb	hbp	so	gdp	ob%	sf	sh	sb-att	po	a	e	fld%
2022	.200	23-0	10	6	2	1	0	0	1	3	.300	0	0	6	0	.200	0	0	1-2	0	2	0	1.000
2023	.346	42-21	26	12	9	1	1	1	7	15	.577	6	3	5	0	.514	0	0	3-4	17	38	6	.902
<b>TOTAL</b>	<b>.306</b>	<b>65-21</b>	<b>36</b>	<b>18</b>	<b>11</b>	<b>2</b>	<b>1</b>	<b>1</b>	<b>8</b>	<b>18</b>	<b>.500</b>	<b>6</b>	<b>3</b>	<b>11</b>	<b>0</b>	<b>.444</b>	<b>0</b>	<b>0</b>	<b>4-6</b>	<b>17</b>	<b>40</b>	<b>6</b>	<b>.905</b>

**31 • MAKENNA REID****Pitcher • Sophomore • Portland, Ore. • Tigard HS • Interdisciplinary Social Science****CAREER HIGHS (AT MINIMUM 1.0 INNINGS)**

Innings Pitched:	4.2	at Virginia Tech (4/21/23)	Walks Allowed:	0	22x, last vs. Georgia (5/26/23)
Runs Allowed:	0	25x, last vs. South Carolina (5/21/23)	Strikeouts:	9	vs. Arkansas (2/17/23)
Earned Runs:	0	28x, last vs. Georgia (5/26/23)	Hits Allowed:	0	18x, last vs. South Carolina (5/21/23)

**Honors and Awards:**

- 2023 D1Softball Freshman Team All-American
- 2023 TUCCI/NFCA Freshman of the Year Top 10 Finalist
- 2023 All-ACC Second Team
- 2023 All-ACC Freshman Team
- ACC Co-Pitcher of the Week (Apr. 25, 2023)
- 2023 FSU Rookie of the Year

**FRESHMAN SEASON (2023)**

Made 43 appearances and four starts...Finished the season with a perfect 13-0 record and 0.97 ERA in 79.1 innings...Recorded 91 strikeouts and the most saves ever by a freshman in program history with six...Earned her first-ever start in the WCWS against seventh-seeded Washington, giving up just one hit (6/3)...Made several relief outings throughout the NCAA Tournament...Started in the circle for the ACC Tournament Finals and gave up no runs to ninth-ranked Duke through 2.0 innings (5/13)...In her first postseason appearance she gave up no hits, pitched 3.0 innings and struck out three in the ACC Tournament Quarterfinals against Syracuse (5/11)...Made her second career start in the marquee matchup against Florida and completed 3.0 innings (4/26)...Worked 4.2 innings in her longest career outing at Virginia Tech, earning her tenth win of the season (4/21)...Pitched another 3.0 innings in relief against Clemson and took the victory with no hits (4/7)...Made her first collegiate start at fourth-ranked Clemson and struck out five batters in a scoreless 3.0 innings of work (4/6)...Took her first conference victory in the relief outing against Georgia Tech where she struck out four and gave up no hits (3/31)...Made her first conference appearance against Syracuse and took her second career save with 3.0 frames (3/18)...Pitched her fifth victory against Colgate as she sat down four batters on strikes in 2.1 innings (3/4)...Worked a career high 4.1 innings against FGCU where she struck out five batters (2/24)...Earned her second victory in her relief outing against Arkansas, striking out nine in 3.1 innings (2/17)...Took her first victory in her first appearance with 6 strikeouts in 3 innings against Lip-

scomb (2/9), threw the bulk of pitches and struck out 5 (2/11), and closed Longwood with 3 punchouts on 3 batters faced (2/12).

**HIGH SCHOOL/CLUB**

As a senior, Reid was named the Max Preps Player of the Year for the state of Oregon as she led her high school to be ranked 23rd in the country on their way to their first ever 6A State Championship... Reid earned a 27-2 record after tossing 199.0 innings and recording 438 strikeouts, 21 shutouts, three perfect games and six no-hitters all while earning an ERA of 0.46... she currently holds two Oregon State record for 27 strikeouts in 10 innings and 21 strikeouts in a state championship game... Reid was named First Team All-League Pitcher during her freshman, junior and senior seasons and was named a 6A All-State Pitcher her junior and senior years...as a junior she went 15-2 with 218 strikeouts in 108 innings... Reid is a three-time USSSA All-American (2015-17).

**PERSONAL**

Daughter of Chris Reid... finished high school with a 3.65 GPA... born April 7, 2004...majoring in Sport Management.

**CAREER PITCHING STATISTICS**

Year	era	w-l	app	gs	cg	sho	sv	ip	h	r	er	bb	so	2b	3b	hr	bavg	wp	hbp	bk	sfa	sha
2023	0.97	13-0	43	4	0	0/7	6	79.1	39	18	11	22	91	6	0	4	.141	5	8	0	5	2
<b>TOTAL</b>	<b>0.97</b>	<b>13-0</b>	<b>43</b>	<b>4</b>	<b>0</b>	<b>0/7</b>	<b>6</b>	<b>79.1</b>	<b>39</b>	<b>18</b>	<b>11</b>	<b>22</b>	<b>91</b>	<b>6</b>	<b>0</b>	<b>4</b>	<b>.141</b>	<b>5</b>	<b>8</b>	<b>0</b>	<b>5</b>	<b>2</b>



## 42 • JAYSONI BEACUM

Infielder • Freshman • Tallahassee, Fla. • Florida State University Schools • Criminology

### HIGH SCHOOL/CLUB

Beacum lettered in softball for seven years starting in the sixth grade and ranks as the No. 14 player in the Extra Innings Extra Elite 100... in 2018 she was named First Team All-Select 30 and a USA All-American and in 2019 she earned the Gamechanger Award (Equivalent to MVP)...in 2020 she was named to the Junior Olympic Cup All-Tournament team and earned the Defensive Award as a freshman...as a sophomore in 2021 Beacum earned the Offensive Award and the Super 12 Award... she finished the season with 19 home runs, the third most in the state of Alabama for MaxPreps...she was also the Kasey Cooper Home Run Derby Champion with 80 home runs in the last round...she finished off 2021 by being named the Alabama 3A All-State Hitter of the Year...as a junior she was named the 2022 Big Bend Player of the Year and to the All-Big Bend First Team...she was also named the Florida Atlantic Coaches Association District 3 Player of the Year...she finished off the 2022 season named the Florida State University Schools Varsity Softball Most Valuable Player...Beacum was a member of the National Honor Society all four years of high school...her uncle Earnest Robinson ran track at Alabama, her cousin Reshard Pittman played football at Rice, her aunt Shanitha Pittman played basketball at Pensacola College and Savannah State University and her cousin Elijahawn Jackson played football at Webber University.





# 51 • MICHAELA EDENFIELD

Catcher • Redshirt Junior • Sneads, Fla. • Sneads HS • Humanities

**CAREER HIGHS**

Hits:	3	4x, last vs. Louisville (5/5/23)	RBI:	6	vs. Georgia Tech (4/1/23)
Doubles:	2	at Virginia Tech (4/22/23)	Runs:	3	at Troy (3/23/22)
Triples:	-		Walks:	3	2x, last vs. Virginia (4/15/23)
Home Runs:	2	2x, last at Virginia (4/1/22)	Stolen Bases:	1	3x, last vs. Marist (5/19/23)

**Honors and Awards:**

- 2023 WCWS All-Tournament Team
- 2023 NFCA Southeast All-Region Third Team
- 2023 All-ACC Second Team
- 2022 NFCA Southeast All-Region Third Team
- 2022 All-ACC Second Team
- 2022 Schutt Sports/NFCA Division I National Freshman of the Year Top 10 Finalist
- Co-ACC Player of the Week (April 5, 2022)
- D1 Softball Freshman of the Week (February 22, 2022)
- ACC Player of the Week (February 22, 2022)
- 2021-2022 Golden Nole Award: Rookie of the Year
- 2022 FSU Rookie of the Year

**Sophomore (2023)**

Played in 68 out of the 69 games, starting 64 of them...Hit a team-high 13 home runs and drove in a team-high 53 RBI... Recorded hits in four out of the five games at the Women's College World Series to earn WCWS All-Tournament Team honors...Crushed a home run to tie the game against Tennessee in the WCWS Semifinals...Drove the first pitch she ever saw at the WCWS for a two-run home run to give FSU the lead against Oklahoma State...Recorded two hits and an RBI in two games against Georgia in the Super Regionals...Hit a two-run home run in the opening game of the Tallahassee Regional against Marist...Had three hits and three RBI against Louisville to help clinch the ACC Regular Season Championship...Crushed her tenth homer of the season with a two-run shot over center field at Notre Dame (4/30)...Launched a timely three-run homer to tie the game at Notre Dame (4/28)...Hit two doubles in the run-rule victory at Virginia Tech (4/22)...Walked six times throughout the Virginia series (4/14-15)...Provided a two-run double and a three-run home run for five RBIs at fourth-ranked Clemson (4/6)...Had a perfect 3-3 day at the plate with two singles and a monster grand slam against Georgia Tech,

a six RBI day (4/1)...Launched a solo bomb past center field for the first run of the series against Duke (3/24)...Hit a three run blast over third-ranked Oklahoma State to build a four-run lead (3/10)...Hit a grand slam against Colgate for her second home run of the season (3/4)...Started hot at the JoAnne Graf Classic with 5 hits, 2 doubles, and a timely dinger to take the lead against Lipscomb in the second game (2/9), one of three hits that same game for a career-tying best.

**REDSHIRT FRESHMAN SEASON (2022)**

Started in all 61 games of the 2022 season... finished the season with a .293 batting average (46-for-157) four doubles and a team leading 16 home runs... she finished second on the team with 53 RBI and scored 36 runs while leading the team with a .624 slugging percentage... her 16 home runs were three shy of the Florida State freshman record... hit seven home runs in the first 16 games of her career... hit her first career home run against Loyola Chicago (2/12)... went 2-for-2 with a home run and three RBI against No. 9 Texas (2/18)... hit a two run home run against No. 25 UCF (2/20)... hit a solo home run in FSU's extra innings win over No. 2 UCLA (2/20)... tied the game in the sixth inning at No. 4 Alabama (3/16) with a three run home run off the left field foul poll... recorded her first two run home run game at Troy (3/23) where she went 3-for-3 with five RBI... had her second two run home run game at Virginia (4/1), she went 2-for-2 with a pair of walks and three RBI... recorded her 16th home run of the season against No. 17 Clemson (4/23) in FSU's 6-0 win.



**51 • MICHAELA EDENFIELD**  
**Catcher • Redshirt Junior • Sneads, Fla. • Sneads HS • Humanities**

**FRESHMAN SEASON (2021)**

Redshirted the season.

**HIGH SCHOOL/CLUB**

Attended Sneads High School in Sneads, Florida...batted .440 with 99 hits, 101 runs, 32 doubles and 28 home runs throughout her high school career...participated in the 2019 USA Softball Junior Women's National Team selection trials...took Sneads high school to its first State Championship Game in 2019...also played volleyball in high school where she was a four-time 1A State Champion and selected as her volleyball team's MVP in 2017.

**PERSONAL**

Majoring in Business with the dreams of becoming a media marketing manager for either a sports team or sportswear company...was named the 2019 Homecoming Queen at Sneads High School...daughter of Tami Powell...born March 7, 2002.



**CAREER STATISTICS**

Year	avg	gp-gs	ab	r	h	2b	3b	hr	rbi	tb	slg%	bb	hbp	so	gdp	ob%	sf	sh	sb-att	po	a	e	fld%
2022	.293	61-61	157	36	46	4	0	16	50	98	.624	39	2	45	1	.435	2	-	1-1	308	20	3	.991
2023	.255	68-64	153	31	39	7	0	13	56	85	.556	47	5	41	2	.442	1	0	2-3	302	15	6	.983
<b>TOTAL</b>	<b>.274</b>	<b>129-125</b>	<b>310</b>	<b>67</b>	<b>85</b>	<b>11</b>	<b>0</b>	<b>29</b>	<b>106</b>	<b>183</b>	<b>.590</b>	<b>86</b>	<b>7</b>	<b>86</b>	<b>3</b>	<b>.438</b>	<b>3</b>	<b>0</b>	<b>3-4</b>	<b>610</b>	<b>35</b>	<b>9</b>	<b>.987</b>



# 77 • KATIE DACK

Catcher/Utility • Junior • Parker, Colo. • Rock Canyon HS • Psychology

**CAREER HIGHS**

Hits:	3	3x, last vs. FGCU (2/23/23)	RBI:	4	4x, last vs. Virginia (4/14/23)
Doubles:	2	vs. Kansas (2/20/22)	Runs:	3	vs. Abilene Christian (4/1/22)
Triples:	1	2x, last vs. Lipscomb (2/9/23)	Walks:	3	vs. Abilene Christian (4/2/22)
Home Runs:	1	23x, last vs. Virginia (4/14/23)	Stolen Bases:	1	4x, last vs. Colgate (3/4/23)



career home run against TAMUCC in Aggie Classic (2/11)... Homered against SHSU (2/16)...Recorded two doubles and a triple in Texas A&M Invitational...Got on base four times in Auburn series, her first SEC series of career...Launched her first career grand-slam in the Aggies' victory over No. 17 Georgia (3/27)...Contributed three runs and three RBI against Abilene Christian, as well as launched her fourth home run of the season (4/1) and drew a trio of walks against Abilene Christian (4/2)...Launched a three-run bomb off the bench against No. 21 LSU (4/10)...Hit a bomb in game two against No. 14 Tennessee (4/17)...Came off the bench and hit a first-pitch bomb against No. 2 Alabama (4/24), her seventh home run of the season...Tallied two-RBI and hit a bomb against Lamar (4/27)...Launched a long ball in two of the three games against No. 25 Missouri and drew a total of four walks against the Tigers...Tallied a home run and double in the first of two games against Houston (5/4)...Had the 9th inning walk-off RBI single to lift the Aggies above No. 5 Arkansas (5/6) then hit her 12th home run of the season and tallied two RBI against the Razorbacks (5/7)...Recorded a home run in four straight games becoming the first to do so since 2012...Became the fourth A&M freshman to ever land a spot on the All-SEC Second Team...Finished the year with a .303 batting average, recording the second-most home runs (13) to go with 40 RBI...Turned in 10 multi-RBI games.

**Honors and Awards:**

- 2023 NFCA All-Southeast Region Third Team
- SEC Freshman of the Week (April 5, 2022)
- SEC Freshman of the Week (April 26, 2022)
- All-SEC Second Team
- NFCA All-South Region Third Team (2022)
- D1 Softball 2022 Top 75 Impact Freshmen (Preseason)

**SOPHOMORE SEASON (2023)**


Played in 65 games while making 53 starts...Hit .299 with 11 home runs and 37 RBI...Recorded a hit against Washington at the Women's College World Series...Recorded a home run on her birthday in the first round of the NCAA Regional against Marist...Recorded two hits and three RBI in two wins over rival Florida...Perfectly placed a ball into right field to send three runners home on a double before a solo shot to left for her tenth home run of the season over Virginia (4/14)...Provided consistent at-bats with one hit in each of the three games against Georgia Tech, highlighted by a two-run homer over right field (4/2)...Hit a monster three-run home run over first ranked Oklahoma for the 4-3 lead in the game (3/14)...Had nine hits in the Unconquered Invitational, seven singles, a double, and two run shot to left (2/23-25)...Provided a double and a solo shot against Arizona in Clearwater (2/17)...Began her Seminole career with a triple (2/9) and 2 home runs (2/11), leading to 6 RBIs on opening weekend.

**FRESHMAN SEASON (2022, Texas A&M)**

Made an appearance in 57 games while starting 43 of those contests, splitting time as the designated player, left fielder and catcher for the Aggies as a true freshman...Launched her first

**HIGH SCHOOL**

Was a four year starter for head coach Mike DeSimone at Rock Canyon High School... Guided her team to Regional Champions in 2018 and 2019... Helped her team finish first in league for three consecutive years... Made it to the Elite 8



# 77 • KATIE DACK

**Catcher/Utility • Junior • Parker, Colo. • Rock Canyon HS • Psychology**

in state with her team in 2020... Played club softball for Colorado Styxx 18u Gold under Coach Pablo Severtson... Assisted her team to be first team all-conference for three consecutive years along with first team all-state for two consecutive years... Ranked Flo softball top 100 recruit...Named Continental player of the year during her 2019 and 2020 seasons... Awarded Metro south player of the year in 2019... Became Jaguar of the year in 2020... Competed in track for two seasons... Was the State Champion in shot put and disc in 2018... Named Thrower of the year in 2018.

**PERSONAL**

Attended Rock Canyon High School during her high school career...Received first team all-academic for three consecutive years... Was a member of the Les Schwab Academic all team in 2018



**CAREER STATISTICS**

Year	avg	gp-gs	ab	r	h	2b	3b	hr	rbi	tb	slg%	bb	hbp	so	gdp	ob%	sf	sh	sb-att	po	a	e	fld%
2022 (TAMU)	.303	57-43	119	25	36	6	1	13	40	83	.697	26	0	40	0	.419	3	0	2-4	37	2	3	.929
2023	.299	65-63	134	26	40	6	1	11	37	81	.604	23	1	28	1	.400	2	0	3-4	31	1	0	1.000
<b>TOTAL</b>	<b>.303</b>	<b>57-43</b>	<b>119</b>	<b>25</b>	<b>36</b>	<b>6</b>	<b>1</b>	<b>13</b>	<b>40</b>	<b>83</b>	<b>.697</b>	<b>26</b>	<b>0</b>	<b>40</b>	<b>0</b>	<b>.419</b>	<b>3</b>	<b>0</b>	<b>2-4</b>	<b>37</b>	<b>2</b>	<b>3</b>	<b>.929</b>





# HEAD COACH LONNI ALAMEDA



Entering her 16th season as the head coach of the Florida State softball program in 2024, Lonni Alameda has guided the Seminoles back into one of the nation's best teams. After seven Women's College World Series appearances from 1987-2004, the Seminoles have returned to the final site of women's collegiate softball five times in the last eight complete seasons (2014, 2016, 2018, 2021 and 2023), including winning the program's first NCAA National Championship in 2018, two WCWS Finals appearances in 2021 and 2023, a WCWS semifinals appearance in 2016, as well as eight consecutive trips to the NCAA Super Regionals (2013-19, 2021). Florida State had earned seven ACC regular season/division titles in a row and six straight ACC Tournament titles heading into the 2021 season and now owns 19 ACC Tournament Championships while adding 17 ACC Regular Season Championships.

FSU has played in the NCAA postseason every year under Alameda and is one of only seven schools to participate in the NCAA Tournament in every season since 2000. Since Alameda has made Tallahassee her home, she has led the Seminoles to 12 ACC Championship game appearances in 14 full seasons, with titles in 2011, 2014, 2015, 2016, 2017, 2018, 2019, 2021 and 2023.

After a shocking exit in the 2022 Tallahassee Regional, Alameda put together one of her best coaching displays in the 2023 season. Returning all but two starters, the Seminoles were ready to prove that they are still one of the top programs in the country, and they did just that. Playing one of the toughest schedules in the country which included 29 games against ranked opponents, 26 of those away from home, the Seminoles posted a 58-11 record. The Seminoles rolled through the ACC schedule finishing 19-2 en route to another ACC Regular Season Championship. The Seminoles did not drop a single series in ACC play and also went on to defeat Syracuse, Virginia Tech and Duke in the ACC Tournament to win

their second-straight ACC Championship earning Alameda the ACC Coach of the Year honor.

The Seminoles then faced maybe their toughest mental test of the season in the Tallahassee Regional Final where they fell to South Carolina to force a winner-take-all. The Seminoles responded as Second-Team All-American and ACC Pitcher of the Year Kathryn Sandercock threw the Seminoles' first-ever postseason perfect game to send the Seminoles to the Super Regional. FSU dominated Georgia in the Tallahassee Super Regional in front of back-to-back capacity crowd to advance to their fifth Women's College World Series under Alameda. FSU stayed hot in Oklahoma City winning their first three games by a combined score of 16-1 to advance to the Championship Series for the third time in their last three trips to Oklahoma City. The Seminoles ran into a buzzsaw in Oklahoma who finished with the best record in collegiate softball history to win the National Title over the Seminoles.

The Seminoles placed eight on the three All-ACC teams including Kathryn Sandercock and Jahni Kerr who were named First Team All-ACC. Alameda was also influential in the development of star freshman pitcher Makenna Reid who was named a Top 10 Finalist for the NFCA/TUCCI Freshman of the Year award and was also named a Second Team All-ACC honoree.

In 2022, the Seminoles were back on top of the ACC, winning their eighth ACC Championship under Alameda and 18th in school history. Florida State made it into the NCAA Tournament for the 22nd straight year and hosted a regional for the eighth consecutive season. Their number two national seed was the highest seeding that Florida State softball has had in the NCAA Tournament in program history. The Seminoles finished the season with a 54-7 record and a .885 winning percentage. That winning percentage is tied for the highest in a season in school history with the 1982 team that won the AIAW National Championship. The Seminole defense was a big reason why the Noles finished with 54 wins. FSU finished the season with the second-highest fielding percentage in the country (.982) and with the fifth most shutouts in the nation (20). The Florida State defense was led by first-team All-ACC members, Kathryn Sandercock, Sydney Sherrill, Kaley Mudge and Mack Leonard. Sandercock finished the season with a 1.44 ERA and a 30-3 record. Her 30 wins were the second-most in the country. Sherrill was named the ACC's Defensive Player of the Year for the third time in her career as she finished the season with a .975 fielding percentage.

The Florida State offense showed some power in 2021 finishing with 70 home runs as a team. Those 70 home runs ranked fourth in a season in school history and led to 363 runs, the sixth-most in a season in school history. The offense was led by transfer Mack Leonard who led the team with a .375 batting average, eight home runs and 49 RBI. Kalei Harding and Michaela Edenfield helped bring home the most runs for the Noles as Harding recorded 15 home runs and 11 doubles leading to a team-high 53 RBI. Edenfield had 16 home runs in her freshman season, three shy of Jessie Warren's freshman record, and accounted for 50 RBI. Sydney Sherrill capped off her career with a .321 batting average and 16 more doubles to finish her career with an ACC and FSU record of 82 career doubles.

The Seminoles came up one win short of claiming their second national title in 2021 as the Noles made it all the way to the Women's College World Series Championship Series. Florida State finished the season with a 49-13-1 record in 2021 and did it differently than years past. FSU was not the power-hitting team of old but won by playing cerebral softball with good pitching and great defense, led by second-team All-American Kathryn Sandercock and the two-time ACC Defensive Player of the Year, Sydney Sherrill. Florida State led the ACC and was ranked 22nd in the country in fielding percentage (.975) in 2021 and finished with the second-best team ERA in the ACC and 11th best in the NCAA (1.82). The Seminole defense also turned and ACC leading 33 double plays, which ranked second in the nation.

The Noles finished second in the ACC regular season and did not win the ACC Tournament for the first time since 2014 but that did not affect their postseason run as the Noles won 10 games in the NCAA Tournament and were one game away from being crowned national champions for the second time in program history. FSU cruised through the Tallahassee Regional, going 3-0 while only allowing two runs. The Noles then headed to Baton Rouge, La. to take on LSU in the Super Regional and the Seminoles swept the Tigers winning 1-0 and 4-3 in nine innings in dramatic fashion to head to the WCWS for the fourth time under Alameda. After losing their first game of the WCWS, Florida State won four straight against Arizona, Oklahoma State and Alabama (twice) to head to the championship series for the second time in program history. After winning game one against Oklahoma the Seminoles would fall in games two and three.

Half of the 2020 Seminoles were newcomers with six freshmen, three transfers and two redshirt players, as the Seminoles replaced five starters from the 2019 season. The youth on the field was matched in the coaching staff as Troy Cameron joined the team, along with many new members of the support staff in several departments. Florida State finished with a 17-7 record in the shortened 2020 season due to the COVID-19 pandemic, with nearly half of its games (11-of 24) coming against ranked teams. The Noles went 5-6 versus ranked teams in 2020, including a pair of wins over No. 1 Alabama, road wins at No. 21 Arkansas and No. 22 UCF, along with a victory against No. 19 Baylor.

The 2019 FSU Softball team posted a record year offensively, finishing with a program-best 105 home runs, which ranked third in the country and surpassed the previous best of 76 from 2018. The Noles also set school records with 423 RBI and a .330 team batting average. Finishing with a record of 55-10, FSU topped the 50-win mark for the fifth time in the last six years. Sophomore infielder Sydney Sherrill (First Team) and redshirt senior pitcher Meghan King (Second Team) each earned NFCA All-America honors, while the duo - along with Dani Morgan, Elizabeth Mason, Carsyn Gordon, Cali Harrod, Cassidy Davis and Makinzy Herzog - were among the eight Seminoles to be named to the NFCA Southeast All-Region Teams, which led the country and marked the most All-Region honorees in school history.

The Seminoles extended their ACC series unbeaten streak to 52, posting a 48-0-4 series record against conference opponents, dating back to 2012, before losing the series on the road at Louisville on April 6-8, 2019. The Noles have earned a record of 147-18 in their last 165 ACC regular-season games. From May 7, 2016, to April 6, 2018, FSU tallied 36 consecutive wins in ACC play, which ranks as the sixth-longest conference winning streak in NCAA history.

# HEAD COACH LONNI ALAMEDA

The Seminoles topped the collegiate softball world in 2018, earning their first NCAA National Championship with an 8-3 win over No. 5 Washington on June 5. Florida State earned the nickname of "Cardiac Kids" throughout the postseason as FSU tied an NCAA record of six wins in elimination games during the NCAA Tournament and the Noles had to come from behind in all three wins at the 2018 ACC Tournament. Florida State became the third team in history to lose its first game of the WCWS and come back through the loser's bracket to win the National Championship, joining Texas A&M (1983) and UCLA (2003).

Florida State earned a 58-12 record in 2018, the most wins in a single season under Alameda and it marks the fourth time in the last five seasons that FSU has topped the 50-win plateau. The Noles also set school records with 115 doubles and 76 home runs. The 115 doubles led the nation in 2018 and ranked in a tie for the eighth-most in a single season in NCAA history. Freshman Sydney Sherrill tallied 29 of those doubles to tie the NCAA single-season record and set the FSU and ACC mark, on her way to earning ACC Freshman of the Year and NFCA Third Team All-American accolades. Jessie Warren and Kylee Hanson also earned NFCA Second Team All-American honors, as the duo were named ACC Player and Pitcher of the Year, respectively.

Alameda, along with assistant coaches Travis Wilson and Craig Snider, were honored as the 2018 NFCA National Coaching Staff of the Year by helping FSU become the first ACC school to ever win a softball national championship.

Alameda and the Noles made program history in 2017, as Florida State earned a No. 1 ranking in the NFCA poll for the first time, holding the spot for eight consecutive weeks. FSU also earned its first win over the NFCA No. 1 team in the country as an 11th-inning home run by Alex Powers gave the Noles a 3-1 victory over Florida on May 3. The Seminoles added their fifth straight ACC regular-season title, posting a 24-0 record in league play, culminating in their 15th ACC tournament championship. FSU is one of four Power 5 schools to post an undefeated conference season, along with Oklahoma in 2019 (18-0) and 2018 (18-0), Nebraska in 1998 (16-0) and Iowa in 1997 (22-0).

Alameda also earned her fifth ACC Coach of the Year honor in 2017, moving into a tie for second-most in league history with North Carolina's Donna J. Papa. She now trails only NFCA Hall of Famer and former FSU head coach JoAnne Graf who tallied six ACC Coach of the Year awards in her illustrious career.

Florida State matched its record from 2016 by placing six members on the 2017 All-ACC First Team, including Jessica Burroughs (Pitcher of the Year) and Jessie Warren (Player of the Year and Defensive Player of the Year). Burroughs and Warren were also named NFCA First Team All-Americans, while Morgan Klavemann (second team) and Alex Powers (third team), also earned a spot on the national teams. The Noles tied for the most All-Americans in the nation with Florida and Arizona and it marked the first time in the fastpitch era that Florida State softball had received four All-American accolades.

In 2016, Alameda led Florida State back to the WCWS, reaching the semifinals for the third time in school history and ending with a No. 4 national ranking, which tied for the highest final NFCA ranking ever for FSU. The Noles posted a 55-10 record, including 11 wins over ranked opponents. FSU defeated No. 2 Michigan (1-0) and No. 3 Auburn (4-3), marking the highest-ranked wins at FSU under Alameda, and both coming away from Tallahassee as the Auburn win came on the road and the Michigan victory at the WCWS.

## THE ALAMEDA FILE

- Enters her 16th season as head coach at Florida State and 21th year as a head coach at the Division I level
- Holds a 874-356-3 (.710) career record
- 716-198-3 (.782) record at Florida State
- Holds a 265-59-1 (.817) record in ACC play
- Guided Seminoles to the ACC title in 2011, 2014, 2015, 2016, 2017, 2018, 2019, 2021 and 2023 the conference regular season title in 2013, 2014, 2015, 2016, 2017, 2018 and 2023 and has led them to 12 title game appearances
- Was inducted into the NFCA Hall of Fame in December 2023
- As the team's pitching coach, she has helped 19 hurlers be named to the All-ACC First or Second Team since 2009
- Eight different pitchers and 13 total Seminole players have been named NFCA All-Americans
- Earned Win No. 300 vs. Fairfield on March 17, 2012
- Earned Win No. 400 at North Carolina on March 30, 2014
- Earned Win No. 500 against Jacksonville on April 6, 2016
- Earned Win No. 600 at North Florida on March 10, 2018
- Earned Win No. 700 against Detroit Mercy on February 9, 2020
- Earned Win No. 800 against North Carolina on Apr. 17, 2022. Helped coach the Canadian Softball Team in the 2008 and 2020 Summer Olympics
- Mountain West Conference Coach of the Year in 2005 and 2007
- Atlantic Coast Conference Coach of the Year in 2013, 2014, 2015, 2016, 2017 and 2023



The Noles finished 2016 with a 21-2 record in conference play and Alameda earned ACC Coach of the Year for the fourth straight season as Jessica Burroughs and Alex Powers earned ACC Pitcher and Player of the Year honors, respectively. FSU set an ACC record with six members on the All-ACC First Team as Burroughs and Powers were joined by Ellie Cooper, Meghan King, Morgan Klavemann and Jessie Warren. Burroughs, Powers and Warren were named NFCA All-Americans, marking the sixth time that FSU had three All-Americans in the same season.

During the summer of 2016 and 2017, Alameda coached the USSSA Pride of the National Pro Fastpitch league. The Pride posted the best record in the league in both seasons.

The Seminoles reached the NCAA Super Regionals for the third consecutive season in 2015, finishing with a record of 49-14 and a No. 10 ranking in the final poll by the NFCA. FSU earned a trio of conference awards as Jessie Warren was named ACC Freshman of the Year, Lacey Waldrop secured ACC Pitcher of the Year honors for the second-straight season and Alameda was chosen as the ACC Coach of the Year for the third consecutive year.

Several Seminoles etched their name into the NCAA record book as senior Maddie O'Brien led the nation with 73 walks, good for No. 11 all-time in NCAA history. Freshman Morgan Klavemann's 26-game hitting streak is the second-longest in FSU history and ranks No. 24 overall in NCAA history.

Florida State posted its best season in a decade with a 55-9 record in 2014 to finish ranked No. 7 in the country by both the NFCA and USA Softball. The Seminoles won 24 ACC games to set a new school and ACC mark for conference wins in a season and also set program records in runs scored (400), home runs (65), extra-base hits (168), RBI (363), walks (318) and slugging percentage (.493).

Several individuals earned regional and national awards as junior pitcher Lacey Waldrop was named USA Softball National Player of the Year. Waldrop joined Jessica van der Linden (2004) as Seminoles to win the national honor. Florida State was the first school in the country to have multiple players win the award. Waldrop joined junior shortstop Maddie O'Brien as an NFCA First Team All-American, marking the first time that FSU had placed two players on the first team in program history.

Waldrop and O'Brien also won 2014 ACC Pitcher and Player of the Year, respectively, while Alameda earned ACC Coach of the Year honors for the second year in a row. The Seminoles placed three players on the All-Region First Team, six players on the All-ACC Team, and five members on the ACC All-Tournament Team.

The signature win of the 2014 season came at the Tallahassee Super Regional when senior Courtney Senas hit a two-run, walk-off home run against No. 13 Michigan to send the Seminoles to the Women's College World Series for the first time since 2004.



# HEAD COACH LONNI ALAMEDA

## HEAD COACH LONNI ALAMEDA

2005 NFCA West Region Coach of the Year  
 2005 MWC Coach of the Year  
 2007 MWC Coach of the Year  
 2013 ACC Coach of the Year  
 2014 ACC Coach of the Year  
 2015 ACC Coach of the Year  
 2016 ACC Coach of the Year  
 2017 ACC Coach of the Year  
 2018 NCAA National Champion  
 2018 NFCA National Coaching Staff of the Year  
 2018 Musial Award  
 2021 NCAA National Runner-Up  
 2023 NCAA National Runner-Up  
 2023 ACC Coach of the Year  
 NFCA Hall of Famer (Class of 2023)

### Coaching History

Florida State (Head Coach)	2009-Present
UNLV (Head Coach)	2004-08
Stanford (Associate Head Coach)	1996-2004
Barry University (Assistant Coach)	1994-96

### Coaching Ledger

Year	Record	Conf.	Finish	Postseason
<b>UNLV</b>				
2004	25-35	7-13	5th	N/A
2005	44-19	17-3	2nd	NCAA Reg
2006	26-37	8-12	4th	N/A
2007	37-27	12-8	2nd	N/A
2008	25-40-1	5-15	6th	N/A
<b>Florida State</b>				
2009	44-16	17-4	2nd	NCAA Reg
2010	44-18	12-9	3rd	NCAA Reg
2011	32-28	9-11	1st	NCAA Reg
2012	47-16	16-5	2nd	NCAA Reg
2013	44-19	18-2	1st(R)	NCAA Supers
2014	55-9	24-3	1st	WCWS
2015	49-14	20-3	1st	NCAA Supers
2016	55-10	21-2	1st	WCWS Semis
2017	55-8-1	24-0	1st	NCAA Supers
2018	58-12	21-3	1st	National Champs
2019	55-10	19-5	1st	NCAA Supers
2020	17-7	-	-	-
2021	49-13-1	26-5-1	2nd	WCWS Final
2022	54-7	19-5	1st	NCAA Regional
2023	58-11	19-2	1st	WCWS Final
<b>Overall: 873-356-3</b>	<b>FSU: 716-198-3</b>	<b>ACC: 268-59-1</b>		

### Alameda versus the ACC since 2009

Opponent	Record	Current Streak
Boston College	37-2 (.949)	Won 1
Clemson	7-0 (1.000)	Won 7
Duke	10-1 (1.000)	Won 2
Georgia Tech	29-10 (.722)	Won 24
Louisville	16-5-1 (.733)	Won 3
North Carolina	26-9 (.743)	Won 1
NC State	35-5 (.875)	Won 4
Notre Dame	22-5 (.750)	Won 8
Pitt	20-3 (.870)	Lost 1
Syracuse	27-0 (1.000)	Won 27
Virginia	32-4 (.909)	Won 1
Virginia Tech	30-11 (.703)	Won 5

It was an impressive season in 2013 for the Seminoles as they fought through several injuries to key players yet reached the NCAA Super Regionals for the first time since 2006 following a miraculous comeback against South Alabama in the Mobile Regional championship game. The five-run comeback with two outs in the top of the seventh against the 13th-seeded Jaguars personified the team's never-say-die attitude. FSU finished with a 44-19 record and Alameda was named the ACC Coach of the Year, along with a school-record four All-ACC First Team selections and five overall.

The Seminoles set a new school mark with an 18-2 record in ACC play en route to the program's 11th ACC regular-season title. As the pitching coach, Alameda was influential on one of the most dynamic duos in the nation in Lacey Waldrop and Monica Perry. Waldrop earned NFCA Third-Team All-America honors, the first at Florida State since 2009, while Perry emerged as the most dominant pitcher in ACC play.

Aside from the five total All-ACC Team members in 2013, Alameda coached her first ACC Scholar-Athlete of the Year when Kelly Hensley was recognized for the honor. Hensley also was named to the Capital One Academic All-America Third Team. Alex Powers (2017) and Kylee Hanson (2018) also have been named ACC Scholar-Athletes of the Year.

In 2012, the Seminoles achieved a mark of 47-16, their most wins since going 62-12 in 2004. Alameda led FSU to a 15-13 record against NCAA postseason teams throughout the year, which included nationally-ranked victories over No. 14 UCLA, No. 23 North Carolina twice and Women's College World Series participant LSU.

As the team's pitching coach, Alameda's influence on FSU starters Lacey Waldrop and Monica Perry was enormous. Both pitchers finished in the Top 30 nationally in earned run average, making FSU one of just five programs to have multiple pitchers in the top 30. Each hurler earned ACC Pitcher of the Week honors twice and were named to the All-ACC squad. As a unit, the Seminoles finished 10th in the country with a 1.53 team ERA. In 2012, four more student-athletes made the All-ACC Team under Alameda's watch including Tiffani Brown, Briana Hamilton, Perry and Waldrop. Brown and Shayla Jackson also were named to the NFCA All-Southeast Region Second Team.

In just her third season as head coach at Florida State, Alameda helped the Seminole softball program snap a seven-year ACC title drought to highlight an entertaining 2011 season. Despite making the conference tournament in Atlanta as the No. 4 seed, it was Alameda's season-long coaching tactics combined with the energy of her motivated group that enabled the Seminoles to storm through the competition and defeat second-seeded North Carolina, 4-1, to clinch an automatic NCAA Regional bid.

Under Alameda's guidance, the 2011 Seminoles created a noteworthy program achievement - for the first time in school history, FSU softball reached 12 consecutive NCAA Regionals. Her group also won two games in the Athens Regional, defeating Georgia State and UAB, to get to the final day of a regional for the first time since 2006.

Adding to Alameda's on and off-field influence, Sarah Hamilton became just one of two conference players in 2011 to be named to the All-ACC Team for the third time in her career. Shayla Jackson and Jen Lapicki joined Hamilton on the 2011 all-conference squad. Hamilton ended her illustrious career as one of the best pitchers in school history, with Alameda playing a large role in her success. Among her noteworthy feats, Hamilton became the first hurler in FSU history to finish with at least 1,000 career strikeouts, ending her four-year stay with 1,005 Ks.

In her second season as FSU head coach in 2010, Alameda led the Seminoles to a 44-18 record and second-consecutive appearance in not just the ACC Championship game but its 11th-straight appearance in the NCAA Division I Softball Championship. At the time, FSU's ACC Championship game appearance marked the 14th time in school history it had the chance to play for a title - a total number that was more than any other school in the conference.

Under Alameda's tutelage, the 2010 Seminoles accomplished a lot of statistical feats. Not only did FSU get off to its best start since 1993 by starting the year 20-2, but the team capped off the year with high marks in a bevy of categories. The Seminoles' .297 batting average was the best since 2003 and their 226 strikeouts at the plate were the fewest since the 1998 campaign.

Individually, Alameda coached several FSU student-athletes who earned recognition for their hard work on the field and in the classroom. Carly Wynn was named an All-ACC First Team selection and Terese Gober, Sarah Hamilton and Ashley Stager were each placed on the All-ACC Second Team. Robin Ahrberg, Tiffani Brown and Hamilton each got the nod on the ACC's All-Tournament team. Wynn and Hamilton captured Louisville Slugger/NFCA Division I All-Southeast Region Second Team honors, while Wynn was named to the ESPN The Magazine Academic All-America Third Team.

Alameda came to Florida State prior to the 2009 season and went on to surpass 200 career coaching victories in her first year in Tallahassee (she picked up win No. 300 on March 17, 2012 against Fairfield and added win No. 400 at North Carolina on March 30, 2014). The Seminoles finished the 2009 campaign with a 44-16 record and achieved the best conference record in school history at the time with a 17-4 league mark.

For her team's exploits on the field in 2009, Alameda



# HEAD COACH LONNI ALAMEDA

and the Seminoles had the opportunity to host a regional in the NCAA Tournament for the first time since the 2004 season. Alameda coached several Seminoles that garnered postseason awards as Hamilton was named a Third Team Louisville Slugger/NFCA Division I All-American as a sophomore. Hamilton was also named ACC Pitcher of the Year, an ACC First Team member and to the Louisville Slugger/NFCA All-Southeast Region Team. Then-senior catcher Kaleigh Rafter was also named to the All-Region team and was an All-ACC First Team member as well. Wynn and Gober (both second team) were also student-athletes coached by Alameda who were recognized as All-ACC players.

Alameda carries an impressive coaching résumé on the international level and from 2004 to 2008 she helped in the development of Canada's National Team. She aided Canada up until the 2004 Summer Olympics and resumed as an assistant following the Rebels' 2005 season. In the summer of 2006, Canada qualified for the 2008 Summer Olympics in Beijing, China, after its strong showing in the World Championships. Alameda spent the summer of 2008 with the Canadian team, which ended its quest for the gold with a fourth-place finish at the Beijing Olympic Games. Alameda went back to the Olympics in the summer of 2021 with Canada as their pitching coach in the 2020 Tokyo Olympic Games.

Alameda came to FSU from UNLV, where she spent five seasons reviving the Rebels' program. She replaced Dr. JoAnne Graf, who retired after 30 seasons with the Seminoles. Alameda went 25-35 in her first season at UNLV in 2004, which was a four-game improvement over 2003's final tally. She then posted a staggering 44-19 mark in 2005 and the program's first trip to NCAA Regionals since 1996. Alameda was named Mountain West Conference Coach of the Year in 2005 and the entire staff garnered NFCA West Regional Coaching Staff of the Year honors.

The 2005 season featured an assault on the program's record book, appearances in the national statistical rankings and the introduction of several conference and national award winners. The 44 wins were the third-most in the program's history, while the 17 Mountain West Conference wins were the most-ever since joining the league in 1999. After being predicted to finish last in the league, UNLV excelled, placing second in the league in both the regular season and Mountain West Conference tournament.

In 2006, the squad was set back by injuries and fell to 26-37, but saw a 180-degree turnaround in 2007 and finished with a 37-27 mark as Alameda earned MWC Coach of the Year honors for the second time.

Alameda and UNLV had high hopes for 2008 and had the Rebels ranked in the ESPN.com/USA Softball Collegiate Top 25 Poll for the first time in program history. After starting the season 9-1-1, UNLV moved up to No. 18 in the ESPN.com/USA Softball Collegiate Top 25 Poll, but injuries to four starters proved costly as the season progressed.

Under Alameda's direction, the Rebels enjoyed recognition at the conference and regional level. Five Rebels garnered Louisville Slugger/NFCA All-Regional honors while 13 players earned all-Mountain West Conference accolades, including two pitchers of the year and one freshman of the year awards.

To Alameda, academics are just as important as on-the-field production. Since taking over the program, the Rebels had 58 Academic All-MWC honorees. Over that time span, the team had 10 or more honored in a season four times, including 11 softball student-athletes in 2008. The softball program had 21 MWC Scholar-Athletes selected, as well.

In her 13 seasons at Florida State, Alameda's academic priorities have been apparent. She has coached three ACC Scholar-Athletes of the Year, three academic All-Americans, eight NCAA postgraduate scholarship award winners, 16 academic all-district team members and 41 All-ACC Academic Team players.

During her tenure at UNLV, Alameda also stressed the importance of community service and had players volunteer their time at the Nevada Childhood Cancer Foundation and Child Haven while participating in breast cancer walks and blood drives. Her emphasis has not changed since arriving at FSU, with the 2011 Seminole Squad earning honors such as the SemiGnome Award for community service and routinely producing standout student-athletes who are honored for their charitable ways. One of those players was Kelly Hensley who was awarded a 2013 Top Six For Service honor. In 2014, 2015 and 2017, the Seminole softball program earned the FSU Director's Cup for Service as they averaged over 50 hours of community service per student-athlete to lead all 20 FSU varsity sports.

Alameda moved to Las Vegas after eight seasons as the assistant coach at Stanford University, where she helped guide the Cardinal to a 320-179-1 record and six straight NCAA Regional appearances. She oversaw the pitching staff there and produced three All-Americans: Becky Blevins, Marcy Crouch and Dana Sorenson.

Prior to her stint at Stanford, Alameda spent two seasons as an assistant coach at Barry University (Miami Shores, Fla.). She helped the Buccaneers to a fifth-place NCAA Division II finish in her first year. She also spent some time on the international stage, serving as an instructor for both the Aruba (1995) and Spanish (2000) national teams.

An all-around great athlete, Alameda began her collegiate career as a pitcher at St. Mary's University (San Antonio, Texas) where she led the Rattlers to the NAIA Tournament in her only season. She later transferred to Oklahoma in 1989 and played softball and volleyball for the Sooners. She was a two-time All-Big Eight selection as a first and third baseman while hitting .359 as a senior in 1992.

Alameda earned her bachelor's degree in communications from Oklahoma in 1993 and played softball professionally in Europe for a season before beginning her coaching career.





# ASSISTANT COACH TRAVIS WILSON



**2018 NCAA National Champion**  
**2018 NFCA National Coaching Staff of the Year**  
**2021 NCAA National Runner-Up**  
**2022 International Softball Congress Hall of Fame Inductee**

Assistant Florida State softball coach Travis Wilson will begin his 13th season at Florida State in 2024 as he leads the Seminole offense and defense. FSU has earned eight ACC regular season/division titles, eight ACC tournament championships, nine trips to the NCAA Super Regionals, five appearances in the Women's College World Series and won the 2018 NCAA National Championship, while posting a 596-133-2 record (.816 winning percentage) in his 11 years at Florida State. Wilson, along with head coach Lonni Alameda and former assistant coach Craig Snider, earned 2018 NFCA National Coaching Staff of the Year honors.

The Noles have turned their offensive production around under Wilson, as they have had at least 335 runs scored, 460 hits, 50 home runs and 300 RBI in nine of the last 11 full seasons. When Wilson arrived at Florida State after the 2011 season, the Seminoles had finished the year with 286 runs scored, 40 home runs and 238 RBI. Overall, the top seven home run totals in program history have come during his eight full years at FSU and of the top eight seasons in each offensive category, the following amounts have come since Wilson arrived in 2012 - RBI (7), runs scored (5), doubles (6), walks (6), batting average (5), stolen bases (3) and hits (2).

After a shocking exit in the 2022 Tallahassee Regional, the Seminoles were ready to prove that they are still one of the top programs in the country, and they did just that. Playing one of the toughest schedules in the country which included 29 games against ranked opponents, 26 of those away from home, the Seminoles posted a 58-11 record. The Seminoles rolled through the ACC schedule finishing 19-2 en route to another ACC Regular Season Championship. The Seminoles did not drop a single series in ACC play and also went on to defeat Syracuse, Virginia Tech and Duke in the ACC Tournament to win their second-straight ACC Championship. The Seminoles went on to win both the Tallahassee Regional and the Tallahassee Super Regional to advance to the Women's College World Series. The Seminoles had their best start in school history in Oklahoma City going 3-0 to advance to the Championship Series. The Seminoles eventually fell to Oklahoma to finish as National Runner-Ups for the second time in the past three seasons.

In 2023, Wilson helped the Seminoles finish top 25 nationally in runs, slugging percentage and on-base percentage while also leading the country in doubles.

In 2021, the Seminole were back on top of the ACC, winning their 18th ACC Championship in school history. Florida State made it into the NCAA Tournament for the 22nd straight year and hosted a regional for the eighth consecutive season. Their number two national seed was the highest seeding that Florida State softball has had in the NCAA Tournament in program history. The Seminoles finished the season with a 54-7 record and a .885 winning percentage. That winning percentage is tied for the highest in a season in school history with the 1982 team that won the AIAW National Championship. The Seminole defense was a big reason why the Noles finished with 54 wins. FSU finished the season with the second-highest fielding percentage in the country (.982) and with the fifth most shutouts in the nation (20). The Florida State defense was led by first-team All-ACC members, Kathryn Sandercock, Sydney Sherrill, Kaley Mudge and Mack Leonard. Sandercock finished the season with a 1.44 ERA and a 30-3 record. Her 30 wins were the second-most in the country. Sherrill was named the ACC's Defensive Player of the Year for the third time in her career as she finished the season with a .975 fielding percentage.

The Florida State offense showed some power in 2021 finishing with 70 home runs as a team. Those 70 home runs ranked fourth in a season in school history and led to 363 runs, the sixth-most in a season in school history. The offense was led by transfer Mack Leonard who led the team with a .375 batting average, eight home runs and 49 RBI. Kalei Harding and Michaela Edenfield helped bring home the most runs for the Noles as Harding recorded 15 home runs and 11 doubles leading to a team-high 53 RBI. Edenfield had 16 home runs in her freshman season, three shy of Jessie Warren's freshman record, and accounted for 50 RBI. Sydney Sherrill capped off her career with a .321 batting average and 16 more doubles to finish her career with an ACC and FSU record of 82 career doubles.

Florida State finished the 2021 season with a 49-13-1 record in 2021 and did it differently than years past. FSU was not the power-hitting team of old but won by playing cerebral softball with good pitching and great defense, led by second-team All-American Kathryn Sandercock and the two-time ACC Defensive Player of the Year, Sydney Sherrill. Florida State led the ACC and was ranked 22nd in the country in fielding percentage (.975) in 2021 and finished with the second-best team ERA in the ACC and 11th best in the NCAA (1.82). The Seminole defense also turned and ACC leading 33 double plays, which ranked second in the nation.

In the shortened 2020 season due to the COVID-19 pandemic, the Seminoles played well and posted a 17-7 record, despite having half of the team as newcomers (11-of-22 with six freshmen, three transfers and two redshirt freshmen), as well as playing a competitive schedule with nearly half of FSU's games coming against ranked teams (11-of-24). The Noles ranked 12th in the NCAA in scoring with 6.83 runs per game and were outstanding defensively, recording a .977 fielding percentage to rank 11th in the nation and were fifth in the NCAA with 14 double plays.

Another season of record-setting offense was on display for the Seminoles in 2019, as Florida State finished third in the country with 105 home runs, easily surpassing the previous mark of 76 HRs from 2018. The Noles had seven different players with at least 10 home runs (Sydney Sherrill, Cali Harrod, Carsyn Gordon, Dani Morgan, Elizabeth Mason, Cassidy Davis and Anna Shelnett) and six with 40 or more RBI, as FSU also set a school record with 423 RBI. FSU also set a record with a .330 batting average and a .601 slugging percentage as the Noles finished in the top 20 in the NCAA in six different categories.



# ASSISTANT COACH TRAVIS WILSON



Sophomore Sydney Sherrill led the team in six different categories and finished with a .405 batting average, 18 doubles, 16 home runs, 60 RBI, .762 slugging percentage and 75 hits as the infielder earned NFCA First Team All-America honors. Cali Harrod became the only player in the country since at least 2011 (as far back as the NCAA records would go) to record 15+ home runs and 40+ stolen bases in the same season, as the senior shortstop finished with 15 home runs and 43 stolen bases.

Florida State set single-season team records in doubles (115) and home runs (76) in 2018 on its way to its first NCAA National Championship. The Seminoles became the third school in WCWS history to lose its first game of the tournament and come back through the loser's bracket to win the title, joining Texas A&M (1983) and UCLA (2003). In all, the Noles won six elimination games in the NCAA Tournament, to tie an all-time record.

The 115 doubles led the country in 2018 and ranked in a tie for eighth-most in a single season in NCAA history, led by freshman Sydney Sherrill who tallied 29, which set FSU and ACC records and tied for the most in the NCAA. Senior Jessie Warren closed out her impressive career with her third NFCA All-American honor and second-straight ACC Player of the Year accolade. She led the team with a .404 batting average, 21 home runs, 70 RBI and a .836 slugging percentage and was the 2018 WCWS Most Outstanding Player. She finished with FSU and ACC records for home runs (83), RBI (273), runs scored (229) and slugging percentage (.820). The 273 RBI ranks eighth in NCAA history, while the 83 HR are tied for eighth all-time and her .820 slugging percentage is the 13th-best in college softball history.

The offensive production in 2018 came from all over the lineup as 13 different players hit at least one extra-base hit, 13 players scored at least 10+ runs, eight different players had 10+ stolen bases and all nine spots in the batting order had at least one extra-base hit at the 2018 Women's College World Series.

2017 saw the Seminole offense become one of the best in the nation, as Florida State finished in the top 10 in the NCAA in eight different categories, including slugging percentage (fourth - 0.544), on-base percentage (fourth - 0.429), scoring (fifth - 6.63) and batting average (seventh - 0.329). FSU set school records with 94 doubles and 71 home runs, and along with its 24 triples became the first team since Notre Dame in 2010 to tally at least 90 doubles, 20 triples and 70 home runs in a season.

Seven different FSU players recorded over 35 RBI in 2017, led by junior Jessie Warren who topped the team with a .413 batting average, 14 doubles, 23 home runs, 68 RBI and a .922 slugging percentage as she earned NFCA First Team All-America honors, along with ACC Player and Defensive Player of the Year accolades.

FSU posted a perfect 24-0 record in ACC play in 2017 for its fifth consecutive regular-season conference title and is one of three Power 5 schools to have an undefeated conference slate - Nebraska (16-0 in 1998) and Iowa (22-0 in 1997).

FSU broke several school records and nearly toppled a few others in 2016 as the Noles established program records with 459 runs scored, 407 RBI and a .323 batting average. The team also finished second in FSU history with 155 stolen bases and 63 home runs, and fourth all-time with 87 doubles.

Redshirt junior Alex Powers and Jessie Warren carried the FSU offense to the 2016 WCWS semifinals, as each were named NFCA All-Americans. Powers, the 2016 ACC Player of the Year, led the team with a .396 batting average and 16 doubles while adding 16 home runs and 62 runs scored. Warren led the team and finished in the top 10 nationally with 20 home runs, 78 RBI and 72 runs scored, ranking second in FSU history in a single season in all three categories.

The 2016 offense was aggressive and effective as five players had at least 11 stolen bases, seven players had at least nine doubles and 10 different student-athletes hit a home run en route to an ACC regular season and tournament championship. The Noles set an ACC record with six members on the All-ACC First Team as Powers and Warren were joined by Jessica Burroughs, Ellie Cooper, Meghan King and Morgan Klavemann.

A pair of freshmen led the Seminole offense in 2015 as Jessie Warren earned ACC Freshman of the Year honors and finished with 19 home runs, 57 RBI and 53 runs scored to lead the team. Morgan Klavemann led the team with a .393 batting average and 20 stolen bases as the outfielder also recorded a 26-game hitting streak from March 25 to May 17. The Noles earned the ACC Championship for the second year in a row and advanced to the NCAA Super Regional round for the third consecutive season in 2015.

The 2014 Seminoles reached the Women's College World Series for the first time since 2004, posted a 55-9 record and earned the ACC regular-season title with a 24-3 mark. The 24 ACC wins set a new school and ACC record for conference wins in a season and gave the Seminoles the No. 1 seed on their way to winning their 12th ACC Tournament Championship.

Under Wilson's guidance, the Florida State lineup was dangerous from top to bottom and saw many players recognized for their success. Maddie O'Brien set new single-season school records for home runs (24), RBI (83), walks (56) and slugging percentage (.942) on her way to being named an NFCA First Team All-American and ACC Player of the Year. Courtney Senas was named to the NFCA All-Southeast Region First Team would have set school records in home runs (15) and RBI (57) if not for her teammate, as both totals were more than any Seminole had hit prior to the 2014 season.

As a team, the Seminoles set program records in runs scored (400), home runs (65), extra-base hits (168), RBI (363), walks (318) and slugging percentage (.493). These marks eclipsed several records that were set during the impressive 2013 campaign that saw FSU reach its first NCAA Super Regional since 2006. Wilson helped Florida State achieve record-breaking numbers in just his second season as the Seminoles shattered the previous home run record of 49 in 2007 by producing 60 round-trippers in 2013. For the first time ever, four Seminoles finished with double-digit home runs including Courtney Senas (14), Kelly Hensley (13), Maddie O'Brien (10) and Celeste Gomez (10).

Florida State's 316 RBIs in 2013 set a school record, topping the previous mark of 313 in 2004. The 2013 squad also set a program record for slugging percentage at .476, were able to win 17 games by mercy rule and recorded 20 games with double-digit base hits. Wilson also oversees the team's fielding and with early-season injuries in 2013 throwing players into makeshift positions, Wilson worked arduously with each infielder and outfielder on their mechanics and created a well-accomplished group that got the job done.

Joining assistant coach Craig Snider as the team's offensive instructors, Wilson helped the





# ASSISTANT COACH TRAVIS WILSON

Seminoles make strides at the plate in their debut 2012 year. Coaching a youthful unit that included just one everyday senior starter, Wilson also made a great impact on the team's defensive game as it became a sound group in the field.

In 2012, the Seminoles finished the year with a .966 fielding percentage to rank in the upper echelon on a national scale. FSU became an entertaining group to watch defensively as student-athletes such as third baseman Briana Hamilton, shortstop Maddie O'Brien, second baseman Tiffani Brown and centerfielder Courtney Senas made a bevy of highlight-reel plays throughout the season. A fundamentally sound unit of infielders and outfielders collectively produced both the routine and difficult plays.

It was the solid play of FSU's defensive stalwarts that helped the Seminoles begin the 2012 season with a 16-0 record, the second-best start in school history. The 16-game win streak ties for the 12th longest winning stretch for the program.

Wilson is seen as an excellent instructional mind by FSU's student-athletes, which was evident from the first day of practice in fall 2011. He is a reliable arm for batting practice who is always offering excellent teaching points to better enlighten each player. Wilson has proven to be an absolute student of the game who utilizes various statistics in his meticulous game-day preparation.

Wilson is a native of New Zealand who has already taken on an important role in recruiting. The baseball, softball and cricket veteran serves as the Seminoles' hitting and fielding coach, using his past success as a player to better serve his student-athletes.

"Travis is from both professional baseball and the New Zealand National Program," head coach Lonni Alameda said when Wilson first arrived in summer 2011. "From the first time I met Travis I knew he would be a great fit for our program. It is not often you come across someone that has played the same game that the girls do and yet has 10 years of Major League Baseball experience. He is personable and he has won at the highest level of this game from the men's side. He has played every position you can on the field and has been among some of the world's best in men's fastpitch. I believe Travis will be able to relate to the players on a unique level as he stills plays the game. He is excited about this opportunity and can help our program get to the next level."

Alameda's words have become prophetic so far, with Wilson doing an excellent job of working with each student-athlete and enhancing their overall game. In his eight seasons of work, countless players have improved their offense and expanded their defensive abilities through the work of Wilson.

From 1996-2004, Wilson played seven seasons in the Atlanta Braves organization covering all stops from Rookie Ball to Triple-A. He enjoyed much success in his professional stint, being named an All-Star for the Appalachian League (1998), South Atlantic League (1999) and the Carolina League (2000). He was named Carolina League Player of the Year for the Myrtle Beach Pelicans and led the Grapefruit League in hitting for the Braves during spring training in 2001.

Wilson ended his professional career in 2004 with the Cincinnati Reds organization in Chattanooga, Tenn. As a softball player in New Zealand for the Black Sox, he made his debut as a 16-year old in 1994 and was named both the New Zealand Softballer of the Year and the Canterbury Softballer of the Year after posting a team-best .396 batting average in 1996. He would earn the Canterbury Player of the Year honor multiple times and become one of his country's biggest softball ambassadors. Wilson also was named the New Zealand Softballer of the Year in 2006 and was voted into the New Zealand Softball Hall of Fame in 2017.

Wilson's most recent baseball stint was as an instructor for the Idaho Falls, a Rookie League team of the Kansas City Royals. His tasks included scouting the Pioneer League, writing reports and utilizing video while communicating with the Royals organization on several prospects. His efforts have helped the Royals claim their status of having the best farm system in Major League Baseball, as asserted by several minor-league publications. On the field, he helped his players develop their infield/outfield skills, base running and hitting mechanics. Wilson also served as an expert commentator for the ISF Men's World Softball Series and was a fielding coach and video analyst for the Black Caps of the New Zealand Cricket Association.

From 2015-2017, he served as the assistant coach for the USSSA Pride of the National Pro Fastpitch league, helping the Pride lead the league in the regular-season standings and finish second in the postseason in all three seasons.

Wilson is married to his wife, Jill. The two have a son named Tyler and a daughter named Josie. Wilson is married to his wife, Jill. The two have a son named Tyler and a daughter named Josie.



# ASSISTANT COACH TROY CAMERON



Assistant Florida State softball coach Troy Cameron will begin his 5th season at Florida State in 2024 as he helps lead the Seminole offense and defense. Cameron came to Tallahassee after seven years as the high school baseball coach at St. Thomas Aquinas in Fort Lauderdale, Fla. FSU has earned two ACC Tournament championships, three trips to the NCAA tournament two appearances in the Women's College World Series, in which the Seminoles finished as national runners-up in both 2021 and 2023, while posting a 178-38-1 record (.822 winning percentage) in his five years at Florida State.

After a shocking exit in the 2022 Tallahassee Regional, the Seminoles were ready to prove that they are still one of the top programs in the country, and they did just that. Playing one of the toughest schedules in the country which included 29 games against ranked opponents, 26 of those away from home, the Seminoles posted a 58-11 record. The Seminoles rolled through the ACC schedule finishing 19-2 en route to another ACC Regular Season Championship. The Seminoles did not drop a single series in ACC play and also went on to defeat Syracuse, Virginia Tech and Duke in the ACC Tournament to win their second-straight ACC Championship. The Seminoles went on to win both the Tallahassee Regional and the Tallahassee Super Regional to advance to the Women's College World Series. The Seminoles had their best start in school history in Oklahoma City going 3-0 to advance to the Championship Series. The Seminoles eventually fell to Oklahoma to finish as National Runner-Up for the second time in the past three seasons.

In 2021, the Seminoles were back on top of the ACC, winning their 18th ACC Championship in school history. Florida State made it into the NCAA Tournament for the 22nd straight year and hosted a regional for the eighth consecutive season. Their number two national seed was the highest seeding that Florida State softball has had in the NCAA Tournament in program history. The Seminoles finished the season with a 54-7 record and a .885 winning percentage. That winning percentage is tied for the highest in a season in school history with the 1982 team that won the AIAW National Championship. The Seminole defense was a big reason why the Noles finished with 54 wins. FSU finished the season with the second-highest fielding percentage in the country (.982) and with the fifth most shutouts in the nation (20). The Florida State defense was led by first-team All-ACC members, Kathryn Sandercock, Sydney Sherrill, Kaley Mudge and Mack Leonard. Sandercock finished the season with a 1.44 ERA and a 30-3 record. Her 30 wins were the second-most in the country. Sherrill was named the ACC's Defensive Player of the Year for the third time in her career as she finished the season with a .975 fielding percentage.

The Florida State offense showed some power in 2021 finishing with 70 home runs as a team. Those 70 home runs ranked fourth in a season in school history and led to 363 runs, the sixth-most in a season in school history. The offense was led by transfer Mack Leonard who led the team with a .375 batting average, eight home runs and 49 RBI. Kalei Harding and Michaela Edenfield helped bring home the most runs for the Noles as Harding recorded 15 home runs and 11 doubles leading to a team-high 53 RBI. Edenfield had 16 home runs in her freshman season, three shy of Jessie Warren's freshman record, and accounted for 50 RBI. Sydney Sherrill capped off her career with a .321 batting average and 16 more doubles to finish her career with an ACC and FSU record of 82 career doubles.

Florida State finished the 2021 season with a 49-13-1 record in 2021 and did it differently than years past. FSU was not the power-hitting team of old but won by playing cerebral softball with good pitching and great defense, led by second-team All-American Kathryn Sandercock and the two-time ACC Defensive Player of the Year, Sydney Sherrill. Florida State led the ACC and was ranked 22nd in the country in fielding percentage (.975) in 2021 and finished with the second-best team ERA in the ACC and 11th best in the NCAA (1.82). The Seminole defense also turned an ACC leading 33 double plays, which ranked second in the nation.

During Cameron's first full season with the Seminoles in 2021, he helped lead them to the Women's College World Series as they earned a spot in the championship series against Oklahoma. Under his coaching, the Florida State defense recorded 33 double plays in 2021 which led the ACC and was second in the nation. Florida State was in the top-10 in 11 different statistical categories, including No. 1 in double plays, fielding percentage, shutouts, stolen bases and walks. The Seminoles finished the season with a 49-13-1 record as they ended the season ranked second in the country.



Thrown into the fire immediately in his first season working in softball, Florida State posted a 17-7 record during the shortened 2020 season due to the COVID-19 pandemic, as half of the players on the roster were new like him (11-of-22 with six freshmen, three transfers and two redshirt freshmen) and the Seminoles played nearly half of their games against ranked teams (11-of-24). The Noles earned five ranked wins on the season, including a pair of wins over No. 1 Alabama, road wins at No. 21 Arkansas and No. 22 UCF, along with a win against No. 19 Baylor. FSU finished in the top 35 of the NCAA in 10 different categories, including ranking fifth in double plays (14), 11th in fielding percentage (.977) and 12th in scoring (6.83 runs per game).

A first-round draft pick by the Atlanta Braves in 1997 (29th overall), Cameron played nine years of professional baseball with five different organizations - Atlanta, Cleveland, Colorado, Chicago White Sox and San Diego. Cameron signed a national letter of intent to play college baseball at Florida State under Mike Martin but pursued professional baseball out of high school after he was drafted in the first round.

Cameron reunited with FSU assistant coach Travis Wilson, as the pair made their professional baseball debuts in Rookie League together with the Danville Braves in 1997. Cameron and Wilson were roommates, as well as teammates, for five different seasons within the Braves organization through Rookie, A and A+ ball from 1997-2001.

Through his nine seasons of professional baseball as an infielder, advancing to AAA with the Portland Beavers, Cameron posted a career batting average of .238 with 782 hits, 178 doubles, 26 triples, 122 home runs, 477 RBI and 496 runs scored.

Along with being the coach of St. Thomas Aquinas, he has worked with USA Baseball in numerous capacities since 2013, including as an assistant on the 15U National Team in 2017, which won the gold medal at the Pan Am Championships and currently as the manager of the 2019 15U National Team, that will compete at the 2019 Pan Am Championships in Mexico in September.

At the helm of the STA Raiders, Cameron was named the District Coach of the Year in all seven seasons (2013-19), led the Raiders to District Championships and the Regional semifinals each year, including two regional championships (2013 & 2018) and the 2018 FHSAA 8A State Championship. He has coached seven players that have been drafted and are currently playing professional baseball, as well as 49 players that have gone to play college baseball, with 22 at the Division I level.

A graduate of Florida Atlantic in 2012, Cameron has worked in insurance along with coaching baseball at St. Thomas Aquinas. Cameron is married to his wife Lauren, and they have a daughter Jaden and a son Crew.





# ASSISTANT COACH KALEIGH RAFTER



After two seasons as the Seminoles' volunteer assistant coach, Kaleigh Rafter was promoted to assistant coach prior to the 2024 season. Rafter also currently serves as the head coach for the Canadian National Team.

Rafter primarily works with the Seminoles' catchers and offense and has served as FSU's primary first base coach for the past two seasons. Rafter has been an integral part in the development of two-time All-ACC catcher in Michaela Edenfield. In two seasons with the Seminoles, Edenfield has hit 29 home runs and drove in 109 runs for FSU. In 2023, Rafter helped the Seminoles finish top 25 nationally in runs, slugging percentage and on-base percentage while also leading the country in doubles.

Rafter helped the Seminoles to a National Runner-Up finish at the 2023 Women's College World Series and helped FSU to an ACC Regular Season Championship and another ACC Tournament Championship.

Rafter competed with the Canadian Women's National Team for 15 seasons. She is a two-time Olympian, a four-time Pan American Games medallist (one gold; three silver) and represented Canada in five WBSC World Cups, winning three bronze medals. She also won a gold medal at the 2007 Universiade (World University Games) and played two seasons of professional softball in Japan and one in the National Pro Fastpitch League.

While competing with the Canadian National Team, Rafter had the opportunity to coach at the NCAA level, serving as a student assistant coach and volunteer coach in several stints at Florida State University (2009-2010; 2012-2013; 2015 and currently) and as an assistant coach at the University of New York at Buffalo (2015-2016) and the University of Virginia (2016-2019). Rafter is a Competition - Development Certified coach in the Coaching Association of Canada's National Coaching Certification Program (NCCP).

Rafter's collegiate career was split between the University of Detroit (2005-07) and Florida State University (2009) where she transferred after the 2008 Olympics to join Coach Lonni Alameda who had worked with Team Canada for the Games. She set a Detroit single season homerun record in 2007 while earning Horizon League Player of the Year honours. Rafter played professionally in Japan for Team Honda for two seasons.



# PLAYER PERFORMANCE DIRECTOR ELLIE COOPER



Before the 2023 season, Ellie Cooper was named the Player Performance Director for the Seminoles. She is in charge of implementing and developing the mental game and player performance while assisting with technology, video and the day-to-day operations of Florida State softball.

In her first season in the new role, Cooper was a vital piece to the Seminoles' success in the 2023 season. Under Cooper, the Seminoles posted a 58-11 record and were National Runner-Ups at the Women's College World Series. The Seminoles also won another ACC Regular Season Championship after going 19-2 in conference play and won their second-straight ACC Tournament Championship.

Cooper was a member of the Seminoles from 2014-17 and was on staff as a Student Assistant during the Seminoles' 2018 National Championship run.

During her time at Florida State, she was named to the All-ACC team twice (2015 and 2016) and was named a member of the NFCA Southeast All-Region Second Team in 2016. During her time in Tallahassee, she hit .319 with 122 RBI, 31 doubles, seven triples and seven home runs while getting on base 41.7 percent of the time. Cooper was a mainstay at second base, playing in 243 games in her career and

finishing with a .960 fielding percentage.

In her four seasons at FSU, the Noles won four ACC Championships and reached four NCAA Super Regionals with two trips to the Women's College World Series.



# SOFTBALL SUPPORT STAFF



**Cindy Hartmann**  
*Softball Sport Administrator*



**Kristin Tubeck**  
*Director of Softball Operations*



**Ellie Cooper**  
*Player Performance Director*



**Kyler Holton**  
*Graduate Assistant*



**Ali DuBois**  
*Analytics Fellow*



**Erika Collette**  
*Nutritionist*



**Bailey Victoria**  
*Strength and Conditioning*



**Tim Hofmann**  
*Public Relations*



**Frankie Grizzle-Malgrat**  
*Equipment*



**Eunice Hernandez**  
*Athletic Trainer*



**Michael Calhoun**  
*Coaches Video*



**Kathryn Yannes**  
*Facilities and Events*



**Reed Melancon**  
*Marketing*



**Isabelle Austin**  
*Academic Advisor*



**Chris Denson**  
*Grounds Crew*



**Cristian Gonzalez Mendez**  
*Coaches Club*



**Adam Benvenisty**  
*Compliance*



**Mackenzie Rearden**  
*Social Media Intern*



**Mattie Cochran**  
*Student Manager*



**Hunter Lewellen**  
*Student Manager*



**Donella Romano**  
*Student Manager*



**Madison Sophia**  
*Student Manager*



**Parker Venuto**  
*Student Manager*





# 2023 FINAL STATISTICS

## 2023 Florida State Softball Overall Statistics for Florida State (as of Jul 17, 2023) (All games Sorted by Batting avg)

Record: 58-11 Home: 33-2 Away: 14-4 Neutral: 11-5 ACC: 22-2

Player	avg	gp-gs	ab	r	h	2b	3b	hr	rbi	tb	slg%	bb	hp	so	gdp	ob%	sf	sh	sb-att	po	a	e	fld%
4 Jahni Kerr	.356	66-59	191	38	68	15	0	8	40	107	.560	10	1	24	2	.389	1	1	14-16	69	2	3	.959
6 Kaley Mudge	.346	67-67	214	49	74	18	3	5	43	113	.528	21	2	21	0	.406	2	3	19-25	76	1	0	1.000
9 Devyn Flaherty	.317	67-66	183	43	58	12	1	1	26	75	.410	35	4	20	0	.433	2	1	31-32	90	109	8	.961
8 Kalei Harding	.311	69-68	209	46	65	22	3	10	48	123	.589	24	1	26	0	.385	0	0	1-3	50	61	9	.925
1 Hallie Wacaser	.304	67-56	168	37	51	12	0	4	36	75	.446	26	4	14	2	.407	1	0	9-10	62	1	0	1.000
13 Mack Leonard	.267	67-65	176	32	47	15	0	6	43	80	.455	23	3	18	3	.354	4	1	8-8	217	25	1	.996
51 Michaela Edenfield	.255	68-64	153	31	39	7	0	13	56	85	.556	47	5	41	2	.442	1	0	2-3	302	15	6	.981
-----																							
27 Krystina Hartley	.346	42-21	26	12	9	1	1	1	7	15	.577	6	3	5	0	.514	0	0	3-4	17	38	6	.902
14 Autumn Belviy	.333	51-0	15	19	5	2	0	0	2	7	.467	1	0	6	0	.375	0	1	5-6	7	0	3	.700
20 Kaia LoPreste	.333	15-1	6	0	2	0	0	0	1	2	.333	0	0	1	0	.333	0	0	0-0	29	1	0	1.000
77 Katie Dack	.299	65-53	134	26	40	6	1	11	37	81	.604	23	1	28	1	.400	2	0	3-4	31	1	0	1.000
10 Josie Muffley	.259	68-66	135	31	35	6	3	2	25	53	.393	11	7	10	0	.342	2	8	12-14	71	114	11	.944
3 Bethaney Keen	.250	63-26	76	13	19	6	0	1	7	28	.368	12	3	10	1	.366	2	0	1-1	277	9	2	.993
12 Amaya Ross	.250	49-7	36	21	9	0	1	1	6	14	.389	7	2	12	0	.383	2	0	22-23	11	12	1	.958
30 Avery Weisbrook	.091	25-8	11	4	1	0	0	0	1	1	.091	3	0	1	0	.286	0	0	0-0	4	12	1	.941
24 Madi Frey	.000	28-1	2	7	0	0	0	0	0	0	.000	0	0	0	0	.000	0	0	4-4	14	0	0	1.000
21 Madi Balk	.000	1-0	0	0	0	0	0	0	0	0	.000	0	0	0	0	.000	0	0	0-0	0	1	1	.500
32 Kathryn Sandercock	.000	1-0	0	0	0	0	0	0	0	0	.000	0	0	0	0	.000	0	0	0-0	6	54	1	.984
Totals	.301	69	1735	409	522	122	13	63	378	859	.495	249	36	237	11	.396	19	15	134-153	1336	474	58	.969
Opponents	.194	69	1636	149	317	45	4	26	126	448	.274	131	30	355	6	.264	11	23	34-37	1254	458	84	.953

LOB - Team (391), Opp (346). DPs turned - Team (16), Opp (24). IBB - Team (0), Opp (2). Picked off - Harding 1, Dack 1.

### (All games Sorted by Earned run avg)

Player	era	w-l	app	gs	cg	sho	sv	ip	h	r	er	bb	so	2b	3b	hr	b/avg	wp	hp	bk	sfa	sha
31 Makenna Reid	0.97	13-0	43	4	0	0/7	6	79.1	39	18	11	22	91	6	0	4	.141	5	8	0	5	2
32 Kathryn Sandercock	1.12	28-4	48	25	9	3/8	10	193.0	131	49	31	21	119	17	3	11	.187	8	7	0	3	12
5 Allison Royalty	2.23	8-1	27	10	0	0/4	0	69.0	51	34	22	37	53	9	1	8	.202	9	10	0	2	5
21 Madi Balk	2.62	1-0	8	3	0	0/0	0	8.0	4	4	3	12	8	0	0	0	.143	1	0	0	0	0
16 Ali DuBois	2.70	6-4	24	14	0	0/6	0	49.1	58	24	19	13	45	6	0	0	.286	3	4	0	1	3
13 Mack Leonard	2.78	2-2	19	13	0	0/3	1	40.1	24	17	16	19	36	5	0	3	.163	7	1	0	0	1
17 Emma Wilson	3.32	0-0	8	0	0	0/2	1	6.1	10	3	3	7	3	2	0	0	.345	1	0	0	0	0
Totals	1.65	58-11	69	69	9	16/13	18	445.1	317	149	105	131	355	45	4	26	.194	34	30	0	11	23
Opponents	5.91	11-58	69	69	9	2/1	5	418.0	522	409	353	249	237	122	13	63	.301	39	36	0	19	15

PB - Team (17), Edenfield 15, LoPreste 1, Frey 1, Opp (8). Pickoffs - Team (1), Edenfield 1, Opp (2). SBA/ATT - Edenfield (28-31), DuBois (11-12), Royalty (7-8), Sandercock (5-6), Reid (5-5), Frey (4-4), Balk (4-4), Wilson (1-1), Dack (1-1), LoPreste (1-1), Leonard (1-1).

# 2023 TEAM GAME HIGHS

## 2023 Florida State Softball Season Game Highs for Florida State (as of Jan 12, 2024) (All games)

### TEAM GAME HIGHS

#### Batting

At bats:	40	-	vs Louisville (May 06, 2023)
Runs scored:	16	-	at Virginia Tech (Apr 22, 2023)
Hits:	17	-	vs Lamar (Feb 25, 2023)
RBI's:	14	-	at Virginia Tech (Apr 22, 2023)
Doubles:	7	-	vs Florida Gulf Coast (Feb 23, 2023)
Triples:	3	-	vs Georgia Southern (Mar 05, 2023)
Home runs:	4	-	vs Arkansas (Feb 17, 2023 at Clearwater, Fla.)
Total bases:	26	-	vs Lamar (Feb 25, 2023)
Walks:	11	-	vs Syracuse (Mar 17, 2023)
Strikeouts:	12	-	at Oklahoma (Mar 14, 2023)
Sac hits:	2	-	vs Georgia (May 25, 2023)
Sac flies:	2	-	vs Florida Gulf Coast (Feb 24, 2023)
Stolen bases:	8	-	vs Louisiana (Feb 19, 2023 at Clearwater, Fla.)
Hit by pitch:	3	-	at Duke (Mar 26, 2023)
	3	-	at Stetson (Apr 18, 2023)
	3	-	vs Georgia (May 26, 2023)
Caught stealing:	2	-	vs LIPSCOMB (Feb 09, 2023)
	2	-	at Clemson (Apr 07, 2023)
Runners LOB:	12	-	vs Virginia (Apr 15, 2023)
Hit into DP:	2	-	vs Duke (May 13, 2023 at South Bend, Ind.)

#### Fielding

Putouts:	33	-	vs Louisville (May 06, 2023)
Assists:	16	-	vs South Carolina (May 21, 2023 at Tallahassee, Fla.)
Errors:	5	-	at Oklahoma State (Mar 10, 2023)
Passed balls:	1	-	(17 times )
DPs turned:	2	-	at Notre Dame (Apr 30, 2023)

#### Pitching

Innings pitched:	11.0	-	vs Louisville (May 06, 2023)
Runs allowed:	9	-	at Oklahoma State (Mar 11, 2023)
Earned runs:	7	-	at Oklahoma State (Mar 11, 2023)
Walks allowed:	8	-	at Oklahoma State (Mar 11, 2023)
Strikeouts:	12	-	vs Arkansas (Feb 17, 2023 at Clearwater, Fla.)
Hits allowed:	13	-	at Oklahoma (Mar 14, 2023)
Doubles allowed:	3	-	(4 times )
Triples allowed:	1	-	(4 times )
Homers allowed:	3	-	at Florida (May 03, 2023)
Wild pitches:	4	-	vs Florida Gulf Coast (Feb 23, 2023)
Hit batters:	3	-	vs Virginia (Apr 15, 2023)



# LAST TIME IT HAPPENED


## TEAM

Defeated a No. 1 team .....	vs. No. 1 Oklahoma (8-4) - WCWS, June 8, 2021
Defeated a top-five team .....	vs. No. 4 Tennessee (5-1) - WCWS, June 5, 2023
Defeated a top-10 team .....	vs. No. 6 Washington (3-1) - WCWS, June 3, 2023
Defeated a top-25 team .....	vs. No. 14 Georgia (4-2), May 26, 2023
Won when trailing after six innings .....	at No. 22 Virginia Tech (6-3), Apr. 21, 2023
Lost when leading after six innings .....	vs. No. 21 Duke (Led 3-2 after 6), May 14, 2021
Scored 10-14 runs .....	at Notre Dame (12-0), Apr. 30, 2023
Scored 15-19 runs .....	at No. 22 Virginia Tech (16-7), Apr. 22, 2023
Scored 20 or more runs .....	vs. Detroit Mercy (22-0), February 8, 2020
Allowed 5-9 runs .....	at No. 17 Florida (8-7), May 3, 2023
Allowed 10-14 runs .....	at Louisville (9-10), April 8, 2019
Allowed 15 or more runs .....	vs. No. 5 Virginia Tech (9-23), April 9, 2022
Recorded 10-14 hits .....	vs. Marist (11), May 19, 2023
Recorded 15 or more hits .....	vs. Florida Gulf Coast (17), February 24, 2023
Hit five doubles .....	vs. No. 22 Virginia Tech (9-1), May 12, 2023
Hit six doubles .....	vs. Samford, February 24, 2019
Hit seven or more doubles .....	vs. Florida Gulf Coast (7), February 24, 2023
Hit two triples .....	vs. Lamar (11-3), February 25, 2023
Hit three or more triples .....	vs. Georgia Southern (3), Mar. 5, 2023
Hit three home runs .....	vs. Tennessee - WCWS, June 5, 2023
Hit four home runs .....	vs. No. 4 Arkansas (9-6), Feb. 17, 2023
Hit five or more home runs .....	at NC State (7), May 7-8, 2022
Hit back-to-back home runs .....	at NC State (Sydney Sherrill and Kalei Harding), May 7, 2022
Hit three consecutive home runs .....	vs. USF - NCAA Regionals (Cali Harrod, Carsyn Gordon and Sydney Sherrill), May 18, 2019
Hit four consecutive home runs .....	vs. USF - NCAA Regionals (Zoe Casas, Cali Harrod, Carsyn Gordon and Sydney Sherrill), May 18, 2019
Hit three home runs in an inning .....	at Syracuse (Anna Shelnett, Cassidy Davis and Devyn Flaherty), April 17, 2021
Hit four home runs in an inning .....	vs. USF - NCAA Regionals (Zoe Casas, Cali Harrod, Carsyn Gordon and Sydney Sherrill - fifth inning), May 18, 2019
Stole six bases .....	vs. Jacksonville, April 12, 2023
Stole seven bases .....	vs. Toledo, March 2, 2019
Stole eight or more bases .....	8 vs. No. 22 Louisiana, Feb. 19, 2023
Drew 10 or more walks .....	vs. Syracuse (11), March 17, 2023
Did not draw a walk .....	vs. No. 14 Georgia, May 26, 2023
Did not strike out .....	vs. Louisville, May 7, 2023
Shutout a team .....	at Notre Dame (12-0), April 30, 2023
Was shutout .....	vs. Oklahoma (0-5) - WCWS, June 7, 2023
Pitched a no-hitter .....	vs. South Carolina (Kathryn Sandercock), May 21, 2023
Pitched a perfect game .....	vs. South Carolina (Kathryn Sandercock), May 21, 2023
Was no-hit .....	vs. No. 6 Oregon (Megan Kleist), FSU won 2-1, March 4, 2018

## INDIVIDUAL

Recorded five or more at bats .....	Jahni Kerr, Kalei Harding, Michaela Edenfield, Mack Leonard, Devyn Flaherty (5) vs. Louisville, May 6, 2023
Scored four or more runs in a game .....	Sydney Sherrill (4), vs. Detroit Mercy, February 8, 2020
Had four or more hits in a game .....	Kaley Mudge (5), vs. No. 1 Oklahoma June 8, 2021
Had at least a 10-game hitting streak .....	Jahni Kerr (12) April 15 - May 6, 2023
Had at least a 15-game hitting streak .....	Makinzy Herzog (15), March 2-20, 2019
Hit two doubles in a game .....	Kalei Harding, vs. Georgia, May 25, 2023
Hit three or more doubles in a game .....	Carsyn Gordon (3), at Georgia Tech, April 1, 2018
Hit two or more triples in a game .....	Dani Morgan (2), at Syracuse, April 8, 2017
Hit two or more home runs in a game .....	Hallie Wacaser (2), at Notre Dame, April 29, 2023
Hit two or more home runs in an inning .....	Anna Shelnett (three-run, grand slam - third inning), vs. Virginia - ACC, May 11, 2017
Hit a grand slam .....	Michaela Edenfield vs. Georgia Tech, Apr. 1, 2023
Hit for the cycle .....	Ashley Stager, vs. Virginia, May 1, 2010
Hit a walk-off home run .....	Devyn Flaherty vs. Louisville, May 6, 2023
Hit an inside-the-park home run .....	Carsyn Gordon (solo), vs. Auburn (2-1 in 8 inn) - NCAA Regionals, May 19, 2018
Stole home .....	Josie Muffley at Clemson, Apr. 7, 2023
Stole three bases in a game .....	Josie Muffley at Georgia Tech, February 19, 2021
Stole four bases or more in a game .....	Cali Harrod (4), at North Florida, March 10, 2018
Drew three walks in a game .....	Michaela Edenfield vs. Virginia, April 15, 2023
Drew four or more walks in a game .....	Sydney Sherrill (4), at No. 22 UCF, March 4, 2020
Was hit by at least two pitches in a game .....	Josie Muffley (2), vs. Auburn, March 21, 2021
Recorded five RBIs in a game .....	Michaela Edenfield, at Clemson, Apr. 6, 2023
Recorded six RBIs in a game .....	Hallie Wacaser (6), at Notre Dame, April 29, 2023
Recorded seven or more RBI in a game .....	Anna Shelnett (7), vs. Virginia - ACC, May 11, 2017
Two players had four or more RBI in a game .....	Cassidy Davis (6) and Sydney Sherrill (4), vs. Troy, March 21, 2018
Three players had four or more RBI in a game .....	Ellie Cooper (5), Alex Powers (4) and Carsyn Gordon (4), at Syracuse, April 8, 2017
First career hit was a home run .....	Emma Wilson, vs. Louisville, April 23, 2021
Pitched a no-hitter .....	Kathryn Sandercock, vs. South Carolina, May 21, 2023
Pitched a perfect game .....	Kathryn Sandercock, vs. South Carolina, May 21, 2023
Had 10-14 strikeouts .....	Kathryn Sandercock (10) at Georgia Tech (3-2), March 13, 2022
Had 15 or more strikeouts .....	Lacey Waldrop (18), at Florida, March 27, 2013
Won 10-14 consecutive decisions .....	Kathryn Sandercock (14), Mar. 17, 2023 to May 10, 2023
Won 15-20 consecutive decisions .....	Kathryn Sandercock (20), Mar. 17, 2023 to June 5, 2023
Won 20 or more consecutive decisions .....	Kathryn Sandercock (21), Mar. 17, 2023 to June 5, 2023


# RAWLINGS GOLD GLOVE WINNERS



## JESSI WARREN

### 2019 Rawlings Gold Glove Winner

- Jessi Warren ended her career as one of the best to ever play softball at Florida State, in the ACC and in the history of the NCAA as she led the Seminoles to their first NCAA National Championship.
- Finished with the FSU and ACC records for home runs (83), RBI (273), runs scored (229) and slugging percentage (.820)...The 273 RBI ranks eighth in NCAA history, while the 83 HR are tied for eighth all-time and her .820 slugging percentage is the 13th-best in college softball history.
- She also set the school record for career batting average (.391) and tied for the most doubles in a career (51), while finishing second in FSU history with 289 hits, third with 515 defensive assists and sixth all-time with 121 walks.
- Led the team in 2018 in eight different categories, including a .404 batting average with 21 home runs, 70 RBI and a .836 slugging percentage.
- Added 14 doubles, 44 runs scored, 36 walks and five stolen bases...had a team-high 22 multi-RBI games and was second on the team with 19 multi-hit games.
- Named an NFCA All-American for the third consecutive season and is just the fourth Seminole in program history to be a three-time All-American.
- Was selected as the ACC Player of the Year for the second year in a row and received All-ACC First Team honors for the fourth time, becoming the second player in league history to be named to the All-ACC First Team in all four seasons.
- Tied a Women's College World Series record with 13 hits and finished with a .520 batting average, two doubles, two home runs, four RBI and six runs scored in Oklahoma City to earn 2018 WCWS Most Outstanding Player honors.



## SYDNEY SHERRILL

### 2022 Rawlings Gold Glove Winner

- Sydney Sherrill continued Warren's legacy at third base became one of the best infielders in the country.
- Sherrill finished her career as one of the most decorated Seminoles softball players in school history.
- No one has played more games in the Garnet and Gold than Sydney Sherrill who played 283 games in her time at Florida State.
- She ranks 10th in FSU history with a .352 batting average, third in slugging percentage with a .622, second in on-base percentage with a .474, 2nd in runs with 225, sixth in hits with 281, first in doubles with 82, third in home runs with 43, third in RBI with 209, second in total bases with 496, second in walks with 186 and second all-time in program history with 555 assists.
- Sherrill also holds the single-game school record for home runs in a game with three against NC State (5/7/22).
- Sherrill won three ACC Defensive Player of the Year awards in 2019, 2021 and 2022.
- Sherrill earned All-America status in 2018 as a freshman and again in 2022.
- Sherrill was a four-time First Team All-ACC player.





# HALL OF FAME AND ALL-AMERICANS

THE FSU SOFTBALL PROGRAM BOASTS 54 ALL-AMERICANS, AMONG 35 STUDENT-ATHLETES, INCLUDING 14 WHO HAVE EARNED MULTIPLE ALL-AMERICA ACCOLADES



**Serita Brooks**  
2nd Team, 2000



**Jessica Burroughs**  
3rd Team, 2016  
1st Team, 2017



**Susan Buttery**  
2nd Team, 1993




**Myssi Calkins**  
2nd Team, 1996  
3rd Team, 1997



**Darby Cottle-Veazey**  
1st Team, 1981  
1st Team, 1982



**Danielle Cox**  
1st Team, 1999



**Tiffany Daniels**  
2nd Team, 1987  
2nd Team, 1989



**Lisa Davidson**  
1st Team, 1993



**Natalie Drouin**  
1982



**Renee Espinoza**  
2nd Team, 1996



**Kristy Fuentes**  
3rd Team, 1997



**Toni Gutierrez**  
2nd Team, 1992



**Sarah Hamilton**  
3rd Team, 2009



**Kylee Hanson**  
2nd Team, 2018



**Casey Hunter**  
2nd Team, 2004



**Meghan King**  
2nd Team, 2019



**Morgan Klaevemann**  
2nd Team, 2017



**Christy Larsen**  
3rd Team, 1991



**Cindy Lawton**  
3rd Team, 1995



**Marla Looper**  
3rd Team, 1993



**Leslie Malerich**  
3rd Team, 2001



**Maddie O'Brien**  
1st Team, 2014



**Susan Painter**  
1982



**Alex Powers**  
2nd Team, 2016  
3rd Team, 2017



**Toni Robinette**  
1982



**Kathryn Sandercock**  
2nd Team, 2021  
2nd Team, 2022  
2nd Team, 2023



**Sydney Sherrill**  
3rd Team, 2018  
1st Team, 2019  
2nd Team, 2022



**Jan Sikes**  
1st Team, 1981  
1st Team, 1982




**Brandi Stuart**  
1st Team, 2002  
2nd Team, 2003



**Jessica van der Linden**  
1st Team, 2003  
1st Team, 2004



**Elisa Vasquez**  
3rd Team, 2003



**Lacey Waldrop**  
3rd Team, 2013  
1st Team, 2014  
3rd Team, 2015



**Jessie Warren**  
2nd Team, 2016  
1st Team, 2017  
2nd Team, 2018



**Shamalene Wilson**  
2nd Team, 1994  
3rd Team, 1995  
1st Team, 1996



**Veronica Wootson**  
2nd Team, 2004  
1st Team, 2006  
3rd Team, 2007

## Florida State University Athletics Hall of Fame

## Retired Jerseys

Darby Cottle Inducted 1988	Julie Larson Inducted 1995	Susan Painter Inducted 2000	Shamalene Wilson Inducted 2002	Lisa Davidson Inducted 2005	Jan Sikes Inducted 2008
Danielle Cox Inducted 2009	JoAnne Graf Inducted 2013	Jessica Van Der Linden Inducted 2014	Brandi Stuart Inducted 2015	Veronica Wootson Inducted 2018	Leslie Malerich Inducted 2023



# HONORS AND AWARDS

## ALL-REGION

1982	Darby Cottle, Toney Donaldson, Natalie Drouin, Susan Painter, Toni Robinette, Kelly Shaw, Jan Sikes
1984	Greta Bahn, Laurie Holler - 1st team Teresa Collins - 2nd team
1985	Greta Bahn, Laurie Holler, Tina Kyler, Julie Larsen - 1st team
1986	Carolyn Fiero, Julie Larsen - 1st team Laurie Holler - 2nd team
1987	Tiffany Daniels, Carolyn Fiero, Julie Larsen - 1st team
1988	Tiffany Daniels, Christy Larsen - 1st team Julie Larsen - 2nd team
1989	Debbie DeJohn, Christy Larsen, Lori Crouse - 1st team
1990	Christy Larsen, Penny Siqueiros - 1st team Debbie DeJohn, Julie Rice - 2nd team
1991	Christy Larsen - 1st team
1992	Susan Buttery, Toni Gutierrez - 1st team Leslie Adams, Shannan Mitchem, Penny Siqueiros - 2nd team Leslie Barton - Honorable Mention
1993	Lisa Davidson, Marla Looper, Leslie Adams, Susan Buttery - 1st team Leslie Barton, Toni Gutierrez - 2nd team
1994	Marla Looper, Laurie Shepard, Shamalene Wilson - 1st team Rebecca Aase, Lisa Davidson, Cindy Lawton - 2nd team
1995	Renee Espinoza, Kristy Hull, Cindy Lawton, Laurie Shepard, Shamalene Wilson - 1st team
1996	Myssi Calkins, Renee Espinoza, Shamalene Wilson - 1st team Kristy Hull - 2nd team
1997	Myssi Calkins, Kristy Fuentes, Misty Molin - 1st team Wendy Braye, Kristy Hull - 2nd team
1998	Dana Bailey, Corrie Williams - 1st team Christy Cerecedes, Kristy Hull, Jennifer White - 2nd team
1999	Danielle Cox - 1st team Christy Cerecedes - 2nd team
2000	Staci Brandon, Serita Brooks - 1st team Leslie Malerich - 2nd team
2001	Leslie Malerich, Jennifer White-Cody, Robyn Gauger - 1st team Serita Brooks, Brandi Stuart, Kimmy Carter - 2nd team
2002	Brandi Stuart - 1st team Jessica van der Linden, Kimmy Carter - 2nd team
2003	Elisa Vasquez, Brandi Stuart, Jessica van der Linden - 1st team Casey Hunter - 2nd team
2004	Jessica van der Linden, Casey Hunter, Veronica Wootson, Elisa Vasquez - 1st team Natasha Jacob, Lesley Palmer - 2nd team
2006	Yuruby Alicart, Natasha Jacob, Veronica Wootson - 1st team
2007	Veronica Wootson, Yuruby Alicart - 1st team Whitney Buckmon, Carly Wynn - 2nd team
2009	Sarah Hamilton, Kaleigh Rafter - 1st team
2010	Sarah Hamilton, Carly Wynn - 2nd team
2012	Tiffani Brown, Shayla Jackson - 2nd team
2013	Morgan Bullock, Lacey Waldrop - 2nd team
2014	Maddie O'Brien, Courtney Senas, Lacey Waldrop - 1st team
2015	Lacey Waldrop - 1st team Jessie Warren - 2nd team Morgan Klaevemann - 3rd team
2016	Alex Powers - 1st Team Jessica Burroughs, Ellie Cooper, Jessie Warren - 2nd Team Morgan Klaevemann - 3rd Team
2017	Jessica Burroughs, Alex Powers, Jessie Warren,

	Morgan Klaevemann - 1st Team Sydney Broderick - 2nd Team Meghan King - 3rd Team
2018	Kylee Hanson, Carsyn Gordon - 1st team Jessie Warren, Sydney Sherrill - 2nd team Meghan King - 3rd team
2019	Meghan King, Carsyn Gordon, Dani Morgan, Elizabeth Mason - 1st team Sydney Sherrill, Cali Harrod, Makinzy Herzog, Cassidy Davis - 2nd team
2021	Kathryn Sandercock - 1st Team
2022	Kathryn Sandercock, Mack Leonard, Sydney Sherrill, Kalei Harding - 1st Team Kaley Mudge - 2nd Team Michaela Edenfield - 3rd Team
2023	Kathryn Sandercock - 1st Team Jahni Kerr - 2nd Team Katie Dack - 3rd Team Devyn Flaherty - 3rd Team Kaley Mudge - 3rd Team

## ALL-ACC TEAMS

1992	Rebecca Aase, Leslie Adams, Susan Buttery
1993	Rebecca Aase, Leslie Barton, Susan Buttery, Lisa Davidson, Toni Gutierrez, Marla Looper
1994	Lisa Davidson, Marla Looper, Shamalene Wilson
1995	Wendy Braye, Renee Espinoza, Kristy Fuentes, Cindy Lawton, Misty Molin, Laurie Shepard, Shamalene Wilson, Niki Zenger
1996	Myssi Calkins, Renee Espinoza, Shamalene Wilson
1997	Wendy Braye, Myssi Calkins, Kristy Fuentes, Kristy Hull, Misty Molin
1998	Dana Bailey, Kristy Hull, Jesse McGregor, Stacy Venable
1999	Danielle Cox, Stacy Venable
2000	Staci Brandon, Serita Brooks, Leslie Malerich, Brandi Stuart
2001	Serita Brooks, Robyn Gauger, Leslie Malerich, Brandi Stuart, Jessica van der Linden
2002	Kimmy Carter, Jessica van der Linden, Leslie Malerich, Brandi Stuart
2003	Brandi Stuart, Casey Hunter, Elisa Vasquez, Jessica van der Linden, Tatiana George
2004	Casey Hunter, Natasha Jacob, Elisa Vasquez, Jessica van der Linden, Beth Wade, Veronica Wootson
2005	Natasha Jacob - 1st team Casey Hunter, Melissa Wood - 2nd team
2006	Yuruby Alicart, Natasha Jacob, Veronica Wootson - 1st team LaShaun Davis - 2nd team
2007	Yuruby Alicart - 1st team Monica Montez, Whitney Buckmon, Tiffany McDonald, Veronica Wootson - 2nd team
2008	Carly Wynn - 1st team Whitney Buckmon, Tiffany McDonald, Brittany Osmon - 2nd team
2009	Sarah Hamilton, Kaleigh Rafter - 1st team Terese Gober, Carly Wynn - 2nd Team
2010	Carly Wynn - 1st Team Sarah Hamilton, Terese Gober, Ashley Stager - 2nd team
2011	Sarah Hamilton, Shayla Jackson, Jen Lapicki - 2nd Team
2012	Briana Hamilton, Tiffani Brown, Monica Perry - 1st Team Lacey Waldrop - 2nd Team
2013	Victoria East, Courtney Senas, Lacey Waldrop, Monica Perry - 1st team Morgan Bullock - 2nd Team
2014	Maddie O'Brien, Courtney Senas, Lacey Waldrop - 1st team Jessica Burroughs - 2nd team Victoria East, Briana Hamilton - 3rd team

2015	Morgan Klaevemann, Lacey Waldrop, Jessie Warren - 1st team Jessica Burroughs, Ellie Cooper, Maddie O'Brien - 2nd team
2016	Jessica Burroughs, Ellie Cooper, Morgan Klaevemann, Meghan King, Alex Powers, Jessie Warren - 1st team Carsyn Gordon - 2nd team
2017	Jessie Warren, Jessica Burroughs, Morgan Klaevemann, Alex Powers, Meghan King, Sydney Broderick - 1st team Cali Harrod - 2nd team Dani Morgan - All-Freshman Team
2018	Kylee Hanson, Zoe Casas, Meghan King, Jessie Warren, Sydney Sherrill - 1st team Carsyn Gordon - 2nd team
2019	Meghan King, Sydney Sherrill, Carsyn Gordon - 1st team Elizabeth Mason, Anna Shelnett - 2nd team Kathryn Sandercock, Makinzy Herzog - All-Freshman Team
2021	Sydney Sherrill, Devyn Flaherty, Kathryn Sandercock, Kalei Harding - 1st team Caylan Arnold - 2nd team Dani Morgan - 3rd team Kalei Harding, Devyn Flaherty - Freshman Team
2022	Sydney Sherrill, Kathryn Sandercock, Kaley Mudge, Mack Leonard - 1st Team Devyn Flaherty, Michaela Edenfield, Kalei Harding - 2nd Team Danielle Watson - 3rd Team
2023	Kathryn Sandercock (First Team) Jahni Kerr (First Team) Kaley Mudge (Second Team) Makenna Reid (Second Team, All-Freshmen Team) Michaela Edenfield (Second Team) Devyn Flaherty (Second Team) Kalei Harding (Third Team) Mack Leonard (Third Team)

## ACC PLAYER OF THE YEAR

1992	Toni Gutierrez
1995	Cindy Lawton
1996	Shamalene Wilson
2003	Jessica van der Linden
2004	Jessica van der Linden
2014	Maddie O'Brien
2016	Alex Powers
2017	Jessie Warren
2018	Jessie Warren

## ACC DEFENSIVE PLAYER OF THE YEAR

2017	Jessie Warren
2019	Sydney Sherrill
2021	Sydney Sherrill
2022	Sydney Sherrill

## ACC PITCHER OF THE YEAR

2009	Sarah Hamilton
2014	Lacey Waldrop
2015	Lacey Waldrop
2016	Jessica Burroughs
2017	Jessica Burroughs
2018	Kylee Hanson
2023	Kathryn Sandercock

## ACC FRESHMAN OF THE YEAR

1993	Shamalene Wilson
1995	Kristy Hull
2001	Jessica van der Linden
2004	Veronica Wootson
2005	Tiffany McDonald
2007	Monica Montez
2015	Jessie Warren





# HONORS AND AWARDS

2018 Sydney Sherrill

## ACC COACH OF THE YEAR

1992 JoAnne Graf  
 1993 JoAnne Graf  
 1997 JoAnne Graf  
 2001 JoAnne Graf  
 2003 JoAnne Graf  
 2004 JoAnne Graf  
 2013 Lonni Alameda  
 2014 Lonni Alameda  
 2015 Lonni Alameda  
 2016 Lonni Alameda  
 2017 Lonni Alameda  
 2023 Lonni Alameda

## NFCA NATIONAL COACHING STAFF OF THE YEAR

2018 Florida State (Lonni Alameda, Travis Wilson, Craig Snider)

## ALL-TOURNAMENT TEAMS

1981 **IAAW NATIONAL CHAMPIONSHIPS**  
 Charlotte Cates, Darby Cottle, Natalie Drouin, Carol O'Domski, Susan Painter  
**IAAW REGION III**  
 Darby Cottle, Natalie Drouin, Cathy Gooding, Carol O'Domski, Venus Ross  
 1982 **IAAW REGIONAL CHAMPIONSHIPS**  
 Darby Cottle, Toney Donaldson, Cathy Gooding, Susan Painter, Toni Robinette, Kelly Shaw, Jan Sikes  
**IAAW NATIONAL CHAMPIONSHIPS**  
 Darby Cottle, Susan Painter, Toni Robinette, Linda Tyrrell, Sandie Williams  
 1983 **IAAW STATE CHAMPIONSHIPS**  
 Darby Cottle, LeAnn Harrell, Susan Painter  
**IAAW NATIONAL CHAMPIONSHIPS**  
 Darby Cottle, Toney Donaldson, LeAnn Harrell, Carla Long, Cricket Olafson, Susan Painter  
 1990 **NCAA WOMEN'S COLLEGE WORLD SERIES**  
 Leslie Barton, Debbie DeJohn  
 1992 **ACC TOURNAMENT**  
 Rebecca Aase, Leslie Adams, Leslie Barton, Susan Buttery (MVP), Toni Gutierrez, Shannan Mitchem, Penny Siqueiros  
 1993 **ACC TOURNAMENT**  
 Leslie Barton, Susan Buttery, Heather Conway, Lisa Davidson (MVP), Toni Gutierrez, Marla Looper  
 1994 **ACC TOURNAMENT**  
 Marla Looper, Jennifer Olow, Windy Weltz, Shamalene Wilson  
 1995 **ACC TOURNAMENT**  
 Wendy Braye, Myssi Calkins, Renee Espinoza, Heather Feltmann, Kristy Fuentes, Kristy Hull  
 1996 **ACC CHAMPIONSHIP**  
 Renee Espinoza (MVP), Kristy Hull, Windy Weltz, Shamalene Wilson  
 1997 **ACC TOURNAMENT**  
 Myssi Calkins, Kristy Fuentes (MVP), Kristy Hull, Tami Post  
 1999 **ACC TOURNAMENT**  
 Danielle Cox (MVP), Teresa Edenfield, Tami Post, Stacy Venable  
 2000 **NCAA LOS ANGELES REGIONAL**  
 Serita Brooks, Leslie Malerich, Staci Brandon, Andi Lyons  
**ACC TOURNAMENT**  
 Leslie Malerich (MVP), Serita Brooks, Natalie Bennett, Staci Brandon  
 2001 **ACC TOURNAMENT**  
 Leslie Malerich, Natalie Bennett, Serita Brooks, Monique Marier  
**NCAA TALLAHASSEE REGIONAL**

Leslie Malerich, Robyn Gauger, Jessica van der Linden, Jennifer White-Cody, Monique Marier, Serita Brooks  
 2002 **ACC TOURNAMENT**  
 Brandi Stuart, Jessica van der Linden  
**NCAA TALLAHASSEE REGIONAL**  
 Brandi Stuart, Kimmy Carter, Shundra Colzie, Leslie Malerich (MOP), Jessica van der Linden  
**WOMEN'S COLLEGE WORLD SERIES**  
 Leslie Malerich  
 2003 **ACC TOURNAMENT**  
 Lesley Palmer (MVP), Shandra Colzie, Elisa Vasquez, Casey Hunter  
 2004 **ACC TOURNAMENT**  
 Casey Hunter (MVP), Lesley Palmer, Jessica van der Linden, Elisa Vasquez, Beth Wade  
**NCAA REGION 4**  
 Jessica van der Linden (MOP), Veronica Wootson, Natasha Jacob  
 2006 **ACC TOURNAMENT**  
 Carly Brieske, Tiffany McDonald  
 2007 **ACC TOURNAMENT**  
 Robin Ahrberg, Yuruby Alicart, Veronica Wootson  
 2008 **ACC TOURNAMENT**  
 Brittany Osmon  
 2009 **ACC TOURNAMENT**  
 Sarah Hamilton, Kaleigh Rafter, Carly Wynn  
 2010 **ACC TOURNAMENT**  
 Robin Ahrberg, Tiffani Brown, Sarah Hamilton  
 2011 **ACC TOURNAMENT**  
 Celeste Gomez, Sarah Hamilton (MVP), Jen Lapicki, Courtney Senas  
 2012 **ACC TOURNAMENT**  
 Maddie O'Brien  
 2013 **ACC TOURNAMENT**  
 Maddie O'Brien, Courtney Senas, Lacey Waldrop  
 2014 **ACC TOURNAMENT**  
 Tiffani Brown, Celeste Gomez (MVP), Kelly Hensley, Maddie O'Brien, Lacey Waldrop  
**NCAA TALLAHASSEE REGIONAL**  
 Alex Kossoff, Maddie O'Brien, Lacey Waldrop  
 2015 **ACC TOURNAMENT**  
 Jessica Burroughs (MVP), Victoria Daddis, Alex Powers, Bailey Schinella, Jessie Warren  
 2016 **ACC TOURNAMENT**  
 Jessie Warren (MVP), Cali Harrod, Sydney Broderick, Meghan King  
**WCWS ALL-TOURNAMENT TEAM**  
 Jessica Burroughs, Alex Powers  
 2017 **ACC TOURNAMENT**  
 Dani Morgan (MVP), Anna Shelnutt, Carsyn Gordon, Jessica Burroughs, Meghan King  
 2018 **ACC TOURNAMENT**  
 Sydney Sherrill (MVP), Anna Shelnutt, Meghan King  
**WCWS ALL-TOURNAMENT TEAM**  
 Jessie Warren (MOP), Meghan King, Sydney Sherrill, Elizabeth Mason, Anna Shelnutt  
 2019 **ACC TOURNAMENT**  
 Meghan King (MVP), Dani Morgan, Sydney Sherrill  
 2021 **ACC TOURNAMENT**  
 Sydney Sherrill  
**WCWS ALL-TOURNAMENT TEAM**  
 Kaley Mudge, Kathryn Sandercock  
 2022 **ACC TOURNAMENT**  
 Mack Leonard, Devyn Flaherty, Kathryn Sandercock, Kalei Harding  
 2023 **ACC TOURNAMENT**  
 Kalei Harding, Mack Leonard, Josie Muffley, Kathryn Sandercock (MVP)  
**WCWS ALL-TOURNAMENT TEAM**  
 Michaela Edenfield, Kaley Mudge, Kathryn Sandercock

## OTHER ACCOMPLISHMENTS

1981 **ASA Outstanding Athlete**  
 Darby Cottle  
**USOC Best Amateur Softball Player**  
 Darby Cottle  
**FAIAW Softball Coach of the Year**  
 JoAnne Graf  
 1982 **Olympia Award**  
 Darby Cottle  
**Broderick Award**  
 Darby Cottle  
 1992 **MVP in the South Florida Invitational**  
 Toni Gutierrez  
 1998 **NFCA National Player of the Week**  
 Jennifer White-Cody  
 1999 **ACC Weaver-James-Corrigan Postgraduate Scholarship**  
 Stacy Venable  
**NFCA Scholar-Athlete**  
 Becky Brock, Andi Lyons  
 2000 **NFCA Student Athlete**  
 Natalie Bennett, Robyn Gauger, Andi Lyons, Brandi Stuart, Beth Wade  
 2001 **Verizon Academic All-District 3 Softball Team**  
 Brandi Stuart  
**NFCA Student-Athlete**  
 Beck y Brock, Beth Wade  
**NFCA National Player of the Week**  
 Brandi Stuart  
**MVP (Pitcher) FAU/Worth Invitational**  
 Leslie Malerich  
**NFCA Outstanding Performer**  
 Jennifer White-Cody  
 2002 **NFCA Southeast Region Coaching Staff of the Year**  
**NFCA Southeast Region Coaching Staff of the Year**  
**Verizon Academic All-American**  
 Brandi Stuart  
**NFCA Student-Athlete**  
 Shandra Colzie, Shundra Colzie, Becky Brock, Kimmy Carter, Beth Wade  
 2003 **Verizon Academic All-Region**  
 Shandra Colzie (1st Team)  
**NFCA Student-Athlete**  
 Shandra Colzie, Shundra Colzie, Natasha Jacob, Robyn Larson, Beth Wade  
**NFCA National Player of the Week**  
 Jessica van der Linden  
**USA Softball National Player Of The Year**  
 Jessica van der Linden (Top 10 Finalist)  
 2004 **USA Softball National Player of the Year**  
 Jessica van der Linden  
**Honda Award Winner for Softball**  
 Jessica van der Linden  
**ESPY AWARD "Best Collegiate Female" Nominee**  
 Jessica van der Linden  
**CoSIDA District III Academic All-Region**  
 Natasha Jacob  
**Easton All-Americans**  
 Casey Hunter, Jessica van der Linden - 1st Team  
 Veronica Wootson - 2nd Team  
**USA Softball National Player Of The Week**  
 Jessica van der Linden (March 16)  
**NFCA National Player Of The Week**  
 Jessica van der Linden (March 16)  
 2005 **CoSIDA Academic All-District III**  
 Natasha Jacob  
**CoSIDA Second Team Academic All-American**  
 Natasha Jacob  
**NFCA Student-Athlete**  
 Carey Galuppi, Natasha Jacob  
 2006 **CoSIDA First Team Academic All-American**  
 Natasha Jacob  
**CoSIDA First Team Academic All-District 3**  
 Natasha Jacob

# HONORS AND AWARDS

2007	<p><b>Easton/Bell Sports All-American</b> Veronica Wootson - 1st Team, Natasha Jacob - 3rd Team</p> <p><b>All-ACC Academic Team</b> Natasha Jacob, Melissa May, Michelle Snyder</p> <p><b>NFCA Student-Athlete</b> Carey Galuppi, Natasha Jacob, Melissa May</p> <p><b>ACC Freshman of the Year</b> Monica Montez</p> <p><b>CoSIDA/ESPN The Magazine Second-Team</b> Melissa May</p> <p><b>Academic All-District Third-Team</b> Melissa May</p> <p><b>NFCA Student-Athlete</b> Brittany Krbec, Carly Wynn, Melissa May</p> <p><b>Easton All-American</b> Veronica Wootson</p> <p><b>NFCA All-America</b> Veronica Wootson</p> <p><b>All-ACC Academic Team</b> Robin Ahrberg, Brittany Krbec, Melissa May, Tiffany McDonald, Brittany Osmon, Carly Wynn</p>	2012	<p>Ashley Stager</p> <p><b>ACC Top Six for Service Award</b> Ashley Stager</p> <p><b>Semigrone Award (Community Service)</b> FSU Softball Team</p> <p><b>Capital One Academic All-District</b> Jen Lapicki, Lauren Varsalona - 2nd Team</p> <p><b>All-ACC Academic Team</b> Robin Ahrberg, Shayla Jackson, Jen Lapicki, Jessica Nori</p> <p><b>NFCA Scholar-Athlete</b> Kirstin Austin, Kelly Hensley, Jen Lapicki, Jessica Nori, Kaleigh Rafter, Briar Stanley</p> <p><b>Lowe's Senior CLASS Award Candidate</b> Shayla Jackson</p> <p><b>NFCA National Player of the Week</b> Monica Perry</p> <p><b>ACC Player of the Week</b> Briana Hamilton (twice)</p> <p><b>ACC Pitcher of the Week</b> Monica Perry (twice), Lacey Waldrop (twice)</p> <p><b>Capital One Academic All-District Team</b> Jessica Nori, Kirstin Austin</p> <p><b>All-ACC Academic Team</b> Bailey Schinella, Jessica Nori, Kirstin Austin, Kelly Hensley, Tiffani Brown</p> <p><b>NFCA Scholar-Athlete</b> Tiffani Brown, Kelly Hensley, Erika Hoffner, Jessica Nori</p>	2016	<p><b>USA Softball National Player of the Year</b> Lacey Waldrop (Top 25 semifinalist)</p> <p><b>NFCA All-America Third Team</b> Lacey Waldrop</p> <p><b>NFCA All-Southeast Region Team</b> Lacey Waldrop (First Team), Jessie Warren (Second Team), Morgan Klavemann (Third Team)</p> <p><b>ACC Pitcher of the Week</b> Lacey Waldrop (four times)</p> <p><b>ACC Player of the Week</b> Alex Powers</p> <p><b>ACC Top Six for Service</b> Alex Kossoff</p> <p><b>All-ACC Academic Team</b> Ellie Cooper, Victoria Daddis, Alex Powers, Morgan Klavemann, Alex Kossoff, Bailey Schinella, Lacey Waldrop</p> <p><b>NFCA Scholar-Athlete</b> Ellie Cooper, Victoria Daddis, Megan McReynolds, Alex Powers</p> <p><b>ACC Postgraduate Scholarship</b> Lacey Waldrop</p> <p><b>CoSIDA Academic All-District</b> Ellie Cooper</p>
2008	<p><b>ACC Player of the Week</b> Brittany Osmon (twice), Ashley Stager</p> <p><b>ACC Pitcher of the Week</b> Tiffany McDonald (twice)</p> <p><b>CoSIDA Academic All-American</b> Carly Wynn - 3rd Team</p> <p><b>CoSIDA Academic All-District</b> Carly Wynn - 1st Team</p> <p>Michelle Snyder - 2nd Team</p> <p><b>ACC Player of the Week</b> Kaleigh Rafter (twice), Ashley Stager</p> <p><b>ACC Pitcher of the Week</b> Sarah Hamilton (twice)</p> <p><b>ACC Postgraduate Scholarship</b> Kaleigh Rafter</p> <p><b>All-ACC Academic Team</b> Terese Gober, Sarah Hamilton, Kristie McConn, Kaleigh Rafter, Michelle Snyder, Carly Wynn</p> <p><b>NFCA Student-Athlete</b> Terese Gober, Kaleigh Rafter, Lauren Varsalona, Carly Wynn, Robin Ahrberg</p>	2013	<p><b>NFCA All-America Third Team</b> Lacey Waldrop</p> <p><b>NFCA All-Southeast Region Second Team</b> Morgan Bullock, Lacey Waldrop</p> <p><b>Capital One Academic All-American Third Team</b> Kelly Hensley</p> <p><b>Capital One Academic All-District IV</b> Kelly Hensley, Jessica Nori</p> <p><b>ACC Pitcher of the Week</b> Lacey Waldrop (three times)</p> <p><b>ACC Player of the Week</b> Courtney Senas (twice)</p> <p><b>ACC Top Six for Service</b> Kelly Hensley</p> <p><b>ACC Softball Scholar-Athlete of the Year</b> Kelly Hensley</p> <p><b>All-ACC Academic Team</b> Kelly Hensley, Monica Perry, Jessica Nori, Bailey Schinella</p> <p><b>NFCA Scholar-Athlete</b> Kelly Hensley, Jessica Nori</p> <p><b>USA Softball National Player of the Year</b> Lacey Waldrop</p> <p><b>NFCA All-America First Team</b> Maddie O'Brien, Lacey Waldrop</p> <p><b>NFCA All-Southeast Region First Team</b> Maddie O'Brien, Courtney Senas, Lacey Waldrop</p> <p><b>NFCA National Player of the Week</b> Lacey Waldrop</p> <p><b>ACC Pitcher of the Week</b> Lacey Waldrop (seven times), Jessica Burroughs</p> <p><b>ACC Player of the Week</b> Maddie O'Brien (three times), Bailey Schinella</p> <p><b>All-ACC Academic Team</b> Kelly Hensley, Jessica Nori, Bailey Schinella, Lacey Waldrop</p> <p><b>NFCA Scholar-Athlete</b> Bella D'Errico, Corey Hendrickson, Kelly Hensley, Jessica Nori, Lacey Waldrop</p> <p><b>ACC Postgraduate Scholarship</b> Kelly Hensley</p> <p><b>NSCA All-American</b> Victoria East</p>	2017	<p><b>NFCA All-America Second Team</b> Alex Powers</p> <p><b>NFCA All-America Third Team</b> Jessica Burroughs, Jessie Warren</p> <p><b>USA Softball National Player of the Year</b> Jessica Burroughs (Top 25 finalist) Alex Powers (Top 25 finalist)</p> <p><b>NFCA National Freshman of the Year</b> Carsyn Gordon (Top 25 finalist)</p> <p><b>NFCA National Pitcher of the Week</b> Meghan King</p> <p><b>All-ACC Academic Team</b> Ellie Cooper, Meghan King, Morgan Klavemann</p> <p><b>ACC Pitcher of the Week</b> Jessica Burroughs (three times), Meghan King (twice)</p> <p><b>ACC Player of the Week</b> Alex Powers (twice), Jessie Warren (twice) Sydney Broderick</p> <p><b>CoSIDA Academic All-District</b> Morgan Klavemann</p> <p><b>Senior CLASS Award</b> Alex Powers</p> <p><b>CoSIDA Academic All-American</b> Morgan Klavemann - 3rd Team</p> <p><b>NFCA All-America First Team</b> Jessie Warren, Jessica Burroughs</p> <p><b>NFCA All-America Second Team</b> Morgan Klavemann</p> <p><b>NFCA All-America Third Team</b> Alex Powers</p> <p><b>USA Softball National Player of the Year</b> Jessie Warren (Top 10 Finalist) Jessica Burroughs (Top 10 Finalist)</p> <p><b>NFCA National Player of the Week</b> Jessica Burroughs (Feb. 21), Jessie Warren (April 11)</p> <p><b>ACC Player of the Week</b> Jessie Warren (March 21, May 2), Carsyn Gordon (March 28)</p> <p><b>ACC Pitcher of the Week</b> Jessica Burroughs (Feb. 21, March 7, March 21, March 28), Meghan King (May 2)</p> <p><b>ACC Scholar-Athlete of the Year</b> Alex Powers</p> <p><b>All-ACC Academic Team</b> Alex Powers, Morgan Klavemann, Sydney Broderick, Ellie Cooper, Meghan King, Dani Morgan, Anna Shelnut</p> <p><b>ACC Postgraduate Scholarship</b> Ellie Cooper</p>
2009	<p><b>ACC Postgraduate Scholarship</b> Kaleigh Rafter</p> <p><b>All-ACC Academic Team</b> Terese Gober, Sarah Hamilton, Kristie McConn, Kaleigh Rafter, Michelle Snyder, Carly Wynn</p> <p><b>NFCA Student-Athlete</b> Terese Gober, Kaleigh Rafter, Lauren Varsalona, Carly Wynn, Robin Ahrberg</p> <p><b>ACC Pitcher of the Week</b> Sarah Hamilton, Terese Gober</p> <p><b>ACC Player of the Week</b> Ashley Stager</p> <p><b>ACC Postgraduate Scholarship</b> Terese Gober, Carly Wynn</p> <p><b>CoSIDA Academic All-District III Softball Team</b> Carly Wynn</p> <p><b>CoSIDA Academic All-America</b> Carly Wynn - 3rd Team</p> <p><b>NSCA All-American</b> Carly Wynn</p> <p><b>All-ACC Academic Team</b> Robin Ahrberg, Terese Gober, Tory Haddad, Jen Lapicki, Carly Wynn</p> <p><b>NFCA Student-Athlete</b> Terese Gober, Tory Haddad, Jen Lapicki, Carly Wynn, Jessica Nori</p>	2014	<p><b>ACC Pitcher of the Week</b> Sarah Hamilton (twice)</p> <p><b>ACC Player of the Week</b> Tiffani Brown, Shayla Jackson</p> <p><b>Softball Golden Nole Award</b></p>	2015	<p><b>ACC Pitcher of the Week</b> Sarah Hamilton (twice)</p> <p><b>ACC Player of the Week</b> Tiffani Brown, Shayla Jackson</p> <p><b>Softball Golden Nole Award</b></p>
2011	<p><b>ACC Pitcher of the Week</b> Sarah Hamilton (twice)</p> <p><b>ACC Player of the Week</b> Tiffani Brown, Shayla Jackson</p> <p><b>Softball Golden Nole Award</b></p>	2018	<p><b>Senior CLASS Award</b> Lacey Waldrop</p>	<p><b>ACC Postgraduate Scholarship</b> Ellie Cooper</p> <p><b>Senior CLASS AWARD</b></p>	



# HONORS AND AWARDS

Kylee Hanson (Top 10 Finalist)  
**NFCA All-Americans**  
 Jessie Warren (Second Team), Kylee Hanson (Second Team), Sydney Sherrill (Third Team)  
**Academic All-Region**  
 Kylee Hanson (First Team), Cassidy Davis (First Team)  
**USA Softball Player of the Year**  
 Kylee Hanson (Top 25 Finalist)  
**NFCA Freshman of the Year**  
 Sydney Sherrill (Top 10 Finalist)  
**ACC Player of the Week**  
 Carsyn Gordon (Feb 13), Sydney Sherrill (Feb 20, April 10), Jessie Warren (Feb 27, May 1, May 7)  
**ACC Pitcher of the Week**  
 Kylee Hanson (Feb 20, March 6, March 20, May 7), Meghan King (Feb 27, April 3)  
**NFCA National Player of the Week**  
 Kylee Hanson (Feb 20), Sydney Sherrill (April 10)  
**USA Softball National Player of the Week**  
 Sydney Sherrill (April 10)  
**ACC Scholar-Athlete of the Year**  
 Kylee Hanson  
**All-ACC Academic Team**  
 Carsyn Gordon, Kylee Hanson, Meghan King, Cassidy Davis  
**NCAA Elite 90 Award**  
 Tessa Daniels  
 2019 **Senior CLASS AWARD**  
 Meghan King (Top 10 Finalist)  
**NFCA All-Americans**  
 Sydney Sherrill (First Team), Meghan King (Second Team)  
**Academic All-Region**  
 Meghan King (First Team)  
**ACC Player of the Week**  
 Zoe Casas (Feb 19), Cali Harrod (Feb 26), Carsyn Gordon (March 26), Anna Shelnut (May 6)  
**ACC Pitcher of the Week**  
 Meghan King (Feb 12, Feb 26, March 19, March 26, April 2, April 30)  
**NFCA National Player of the Week**  
 Cali Harrod (Feb 26)  
**USA Softball National Player of the Week**  
 Zoe Casas (Feb 19)  
**All-ACC Academic Team**  
 Kathryn Sandercock, Anna Shelnut, Carsyn Gordon, Cassidy Davis, Dani Morgan  
 2020 **ACC Player of the Week**  
 Kirsten Landers (Feb 11)  
**ACC Pitcher of the Week**  
 Caylan Arnold (Feb 11)  
**Go Teach Dr Pepper Tuition Giveaway Recipients**  
 Elizabeth Mason  
 2021 **NFCA All-Americans**  
 Kathryn Sandercock (Second Team)  
**ACC Pitcher of the Week**  
 Kathryn Sandercock (April 13)  
**ACC Postgraduate Scholarship**  
 Dani Morgan  
**CoSIDA Academic All-District**  
 Dani Morgan  
**All-ACC Academic Team**  
 Caylan Arnold, Devyn Flaherty, Dani Morgan, Kathryn Sandercock  
**NFCA Scholar-Athlete**  
 Caylan Arnold, Cassidy Davis, Devyn Flaherty, Kiersten Landers, Elizabeth Mason, Dani Morgan, Kaley Mudge, D'Aun Riggs, Anna Shelnut  
 2022 **Rawlings Gold Glove**  
 Sydney Sherrill (Top 10 Finalist)  
**Senior CLASS AWARD**  
 Sydney Sherrill (Top 10 Finalist)  
**NFCA All-Americans**

Kathryn Sandercock (Second Team)  
 Sydney Sherrill (Second Team)  
**ACC Pitcher of the Week**  
 Kathryn Sandercock (2/22, 3/1, 5/10)  
**ACC Player of the Week**  
 Sydney Sherrill (5/10)  
 Michaela Edenfield (2/22, 4/5)  
**NFCA National Player of the Week**  
 Sydney Sherrill (5/10)  
 Kathryn Sandercock (2/22)  
**All-ACC Academic Team**  
 Mack Leonard, Devyn Flaherty, Kaley Mudge, Danielle Watson  
**NFCA Scholar-Athlete**  
 Brooke Blankenship, Ali Dubois, Devyn Flaherty, Kiersten Landers, Mack Leonard, Kaley Mudge, D'Aun Riggs, Amaya Ross, Carson Saabye, Meagen Tomlinson, Danielle Watson, Emma Wilson  
 2023 **NFCA All-Americans**  
 Kathryn Sandercock (Second Team)  
**ACC Pitcher of the Week**  
 Kathryn Sandercock (3/12, 4/11, 5/9)  
 Makenna Reid (4/25)  
**ACC Player of the Week**  
 Hallie Wacaser (4/25)  
**All-ACC Academic Team**  
 Autumn Belvivi, Ali DuBois, Devyn Flaherty, Bethaney Keen, Jahni Kerr, Mack Leonard, Kaey Mudge, Makenna Reid, Amaya Ross, Allison Royalty, Kathryn Sandercock, Hallie Wacaser  
**NFCA Scholar-Athlete**  
 Madi Balk, Ali DuBois, Madi Frey, Jahni Kerr, Mack Leonard, Amaya Rss, Emma Wilson

## TEAM AWARDS

**Golden Nole Award**  
 2009 Carly Wynn  
 2010 Carly Wynn  
 2011 Ashley Stager  
 2012 Kirstin Austin  
 2013 Kelly Hensley  
 2014 Jessica Nori  
 2015 Ellie Cooper  
 2016 Alex Powers  
 2017 Ellie Cooper  
 2018 Morgan Klaevemann  
 2019 Meghan King  
 2020 Dani Morgan  
 2021 Kaley Mudge  
 2022 Sydney Sherrill  
 2023 Kathryn Sandercock and Kaley Mudge

## Golden Torch Award

2009 Kaleigh Rafter  
 2010 Tory Haddad  
 2011 Kelly Hensley  
 2012 Kelly Hensley  
 2013 Kelly Hensley  
 2014 Kelly Hensley  
 2015 Ellie Cooper  
 2016 Tessa Daniels  
 2017 Tessa Daniels  
 2018 Meghan King  
 2019 Morgan Noah  
 2020 Kathryn Sandercock  
 2021 Cassidy Davis  
 2022 Ali DuBois  
 2023 Madi Balk

## Seminole Warrior

2009 Ashley Stager and Carly Wynn  
 2010 Jen Lapicki  
 2011 Briana Hamilton  
 2012 Lindsey Peppers

2013 Jessica Burroughs  
 2014 Lacey Waldrop  
 2015 Lacey Waldrop and Macey Cheatham  
 2016 Ellie Cooper and Alex Powers  
 2017 Bella D'Errico  
 2018 Zoe Casas and Korina Rosario  
 2019 Zoe Casas, Cali Harrod, Carsyn Gordon, Meghan King, Deja Bush  
 2021 Kaia LoPrese  
 2022 Sydney Sherrill  
 2023 Krystina Hartley

## Sniper Award

2010 Morgan Bullock  
 2011 Robin Ahrberg  
 2012 Assistant Coach Travis Wilson  
 2013 Morgan Bullock  
 2014 Ryann Day  
 2015 Lauren Harris  
 2016 Lauren Harris  
 2017 Tessa Daniels  
 2018 Sabrina Stutsman  
 2019 Cassidy Davis  
 2021 Kiersten Landers  
 2022 Krystina Hartley  
 2023 Krystina Hartley

## Golden Glove

2009 Kaleigh Rafter  
 2010 Tory Haddad  
 2011 Ashley Stager  
 2012 Briana Hamilton  
 2013 Maddie O'Brien  
 2014 Courtney Senas  
 2015 Morgan Klaevemann  
 2016 Jessie Warren  
 2017 Jessie Warren  
 2018 Jessie Warren  
 2019 Sydney Sherrill  
 2021 Anna Shelnut  
 Sydney Sherrill  
 2022 Sydney Sherrill  
 2023 Bethaney Keen

## ESPY Award

2009 Ashley Stager  
 Michelle Snyder  
 2010 Tiffani Brown  
 2011 Briana Hamilton  
 2012 Courtney Senas  
 2013 Lacey Waldrop  
 2014 Briana Hamilton  
 2015 Alex Kossoff  
 2016 Jessie Warren  
 2017 Jessie Warren  
 2018 Jessie Warren  
 2019 Dani Morgan  
 2021 Josie Muffley  
 2023 Josie Muffley

## Breakout Player of the Year

2009 Ashley Stager  
 2010 Shayla Jackson  
 2011 Jennifer Lapicki  
 2012 Briana Hamilton  
 Kirstin Austin  
 2013 Kelly Hensley  
 2014 Maddie O'Brien  
 2015 Ellie Cooper  
 2016 Alex Powers  
 2017 Cali Harrod  
 2018 Carsyn Gordon  
 2019 Dani Morgan  
 2021 Kaley Mudge  
 2022 Devyn Flaherty

# HONORS AND AWARDS

2023 Jahni Kerr and Hallie Wacaser

## Most Valuable Player

2009 Kaleigh Rafter  
 2010 Carly Wynn  
 2011 Sarah Hamilton  
 2012 Tiffani Brown  
 2013 Courtney Senas  
 Kelly Hensley  
 2014 Maddie O'Brien  
 2015 Jessie Warren  
 2016 Jessie Warren  
 2017 Jessie Warren  
 2018 Kylee Hanson  
 2019 Sydney Sherrill  
 2021 Sydney Sherrill  
 2022 Kathryn Sandercock  
 2023 Kathryn Sandercock

## Chief Abiaka Athletic Training Award

2009 Robin Ahrberg  
 2010 Ashley Stager  
 2011 Maddie O'Brien  
 2012 Tiffani Brown  
 2015 Maddie O'Brien  
 2016 Morgan Klavemann  
 Jessica Burroughs  
 2018 Deja Bush  
 2021 Cassidy Davis  
 2022 Sydney Sherrill  
 2023 Mack Leonard

## Batting Title

2009 Carly Wynn (.337)  
 2010 Carly Wynn (.378)  
 2011 Jen Lapicki (.343)  
 2012 Shayla Jackson (.304)  
 2013 Morgan Bullock (.346)  
 2014 Maddie O'Brien (.424)  
 2015 Morgan Klavemann (.393)  
 2016 Alex Powers (.396)  
 2017 Jessie Warren (.413)  
 2018 Jessie Warren (.404)  
 2019 Sydney Sherrill (.405)  
 2021 Sydney Sherrill (.308)  
 2022 Mack Leonard (.375)  
 2023 Jahni Kerr (.386)

## Circle Award

2009 Sarah Hamilton  
 2010 Sarah Hamilton  
 2011 Sarah Hamilton  
 2012 Monica Perry  
 2013 Lacey Waldrop  
 2014 Lacey Waldrop  
 2015 Lacey Waldrop  
 2016 Jessica Burroughs and Meghan King  
 2017 Jessica Burroughs and Meghan King  
 2018 Kylee Hanson and Meghan King  
 2019 Meghan King  
 2021 Kathryn Sandercock  
 2022 Kathryn Sandercock  
 2023 Kathryn Sandercock

## "Ah-Tah-Thi-Ki" Academic Excellence Award

2009 Amber Bryant and Mallory Borden  
 2010 Terese Gober, Carly Wynn and Ashley Stager  
 2011 Kelly Hensley and Monica Perry  
 2012 Kelly Hensley  
 2013 Kelly Hensley and Jessica Nori  
 2014 Kelly Hensley and Jessica Nori  
 2015 Alex Kossoff  
 2016 Ellie Cooper  
 2017 Ellie Cooper

2018 Tessa Daniels and Morgan Klavemann  
 2019 Dani Morgan and Morgan Noah  
 2021 Cassidy Davis  
 2022 Ali DuBois  
 2023 Kaley Mudge

## Rookie of the Year

2009 Shayla Jackson  
 2010 Tiffani Brown  
 2011 Celeste Gomez and Jessica Nori  
 2012 Maddie O'Brien and Lacey Waldrop  
 2013 Victoria East  
 2014 Jessica Burroughs  
 2015 Jessie Warren  
 2016 Zoe Casas and Meghan King  
 2017 Dani Morgan  
 2018 Sydney Sherrill  
 2019 Makinzy Herzog  
 2021 Kalei Harding  
 2022 Michaela Edenfield  
 2023 Makenna Reid

## Offensive Player of the Year

2015 Jessie Warren  
 2016 Ellie Cooper  
 2017 Jessie Warren  
 2018 Sydney Sherrill  
 2019 Cali Harrod  
 2021 Sydney Sherrill  
 2022 Sydney Sherrill  
 2023 Jahni Kerr

## Femina Perfecta Award

2009 Ashley Stager  
 2010 Robin Ahrberg  
 2011 Morgan Bullock  
 2012 Monica Perry  
 2013 Lindsey Peppers  
 2014 Bella D'Errico  
 2015 Ellie Cooper  
 2016 Tessa Daniels  
 2017 Morgan Klavemann  
 2018 Cali Harrod  
 2019 Dani Morgan  
 2020 Dani Morgan

## Great Spirit Award Wakatanka

2017 Bella D'Errico  
 2018 Abby Evans  
 2019 Meghan King  
 2021 Dani Morgan  
 2022 Maegan Tomlinson

## Dugout Club Member of the Year

2016 John Cross, Diane Kelley and Betty Wilder  
 2017 Locker Room Legacy Members  
 2018 Russ and Genie Morcom  
 2019 Scott Price  
 2021 Graham and Brittany Gano  
 2022 Paul and Mary Ann Broome  
 2023 Jim Rhodes

## Coaches Award (Taylor Foster Award)

2009 Carly Wynn  
 2010 Carly Wynn  
 2011 Robin Ahrberg and Ashley Stager  
 2012 Mallory Borden and Amber Bryant  
 2013 Macey Cheatham  
 2014 Entire Team (Taylor Foster Award)  
 2015 Macey Cheatham  
 2016 Ellie Cooper  
 2017 Ellie Cooper  
 2018 Kendra Lynch  
 2019 Meghan King

2021 Kaley Mudge  
 2022 Kaley Mudge  
 2023 Amaya Ross

## The Process Performer of the Year

2023 Hallie Wacaser



# PRO AND INTERNATIONAL PLAYERS



**Leslie Malerich**

**Kathryn Sandercock**



**Ellie Cooper**




**Jessica van der Linden**



**Alex Powers**

**Sydney Broderick**



**Myssi Calkins**



**Kaleigh Rafter**



**Lacey Waldrop**



**Jessi Warren**



**Jessica Burroughs**



**Tiffany McDonald**



**Brandi Stuart**




**Yuruby Alicart**



**Monica Perry**

- Courtney Adams ..... Puerto Rico National Team (2013)
- Leslie Adams ..... Carolina Diamonds (1997-99)
- Yuruby Alicart ..... Venezuelan National Team (2000-Pres), 2008 Beijing Olympics Participant
- Caylan Arnold ..... AUX (2022) Florida Vibe (Current)
- Jessica Burroughs ..... USSSA Pride (2017-19), No. 1 Overall Pick in 2017 NPF Draft, Athletes Unlimited (2020-21)
- Sydney Broderick ..... USSSA Pride (2017)
- Myssi Calkins ..... Georgia Pride (1999)
- Ellie Cooper ..... New Zealand National Team (2012-18), NZ Team Captain (2016-18), Junior World Championships (2011-15)
- Renee Espinoza ..... Georgia Pride (1997)
- Kristy Fuentes ..... Georgia Pride (1998)
- Tatiana George ..... Harlem Diamonds (2005)
- Terese Gober ..... Mannheim Tornados (2010)
- Carsyn Gordon ..... Puerto Rico National Team (2016-pres.)
- Briana Hamilton ..... PA Rebellion (2014-15), Akron Racers (2015)
- Kylee Hanson ..... ScrapYard Dawgs (2018-19)
- Casey Hunter ..... Connecticut Brackettes (2006)
- Meghan King ..... Puerto Rico National Team (2015-19)
- Leslie Malerich ..... Connecticut Brackettes (2005-06), Italian National Team
- Elizabeth Mason ..... Texas Smoke (2023)
- Tiffany McDonald ..... British National Team (2006), Coach for Dutch National Team
- Shannon Mitchem ..... Silver Bullets (1993-98)
- Josie Muffley ..... Athletes Unlimited (2023)
- Maddie O'Brien ..... PA Rebellion (2015)
- Monica Perry ..... Hotel Ambassador cc Terrasvogels (2013), South Australian Starz (2015-18)
- Alex Powers ..... USSSA Pride (2017-19)
- Kaleigh Rafter ..... Head Coach of Team Canada, Canadian National Team (2007-18), 2008 Olympics Participant, WMLS International Japan (2013-14), 2015 Pan Am Games Gold Medalist
- Korina Rosario ..... Puerto Rico National Team (2015-18)
- Kathryn Sandercock ..... USA Junior National Team (2017-19), USA National Team (2022-pres.), Athletes Unlimited
- Courtney Senas ..... PA Rebellion (2015-18)
- Laurie Shephard ..... Silver Bullets (1995-98)
- Sydney Sherrill ..... USA Junior National Team (2017-18) Athletes Unlimited (2022) Oklahoma City Spark (2023)
- Brandi Stuart ..... Akron Racers (2004)
- Sabrina Stutsman ..... Puerto Rico National Team (2015-17)
- Jessica van der Linden ..... Arizona Heat (2004), Puerto Rico National Team
- Elisa Vasquez ..... Houston (2004)
- Lacey Waldrop ..... Chicago Bandits (2015-18)
- Jessi Warren (2019 Rawlings Golden Glove Winner, 2023 AU Defensive Player of the Year) ..... USSSA Pride (2018-19), Athletes Unlimited (2020-23)
- Danielle Watson ..... Athletes Unlimited (2022), Florida Vibe (2023)
- Shamalene Wilson ..... Georgia Pride (1997)
- Veronica Wootson ..... Akron Racers (2007-08)
- Carly Wynn ..... Tennessee Diamonds (2010)



**Caylan Arnold**

**Danielle Watson**



**Veronica Wootson**



# TEAM AND INDIVIDUAL RECORDS

## TEAM SEASON RECORDS

### Victories

Most in a Season 63 1992 (63-9)

### Streaks

All-time winning streaks 32 Mar. 4-26, 1985  
 129 Feb. 23-April 9, 2017  
 27 Mar. 22-May 11, 2003  
 \*25 Feb. 9-Mar. 18, 1992  
 24 Mar. 3-April 9, 2017  
 22 Feb. 20-Apr. 3, 2016  
 \*22 Feb. 8-Mar. 4, 2019  
 \*21 Feb. 13-Mar. 19, 1993  
 20 March 3-April 6, 2018  
 20 Mar. 21-Apr. 9, 1991  
 \*19 Feb. 11-Mar. 5, 2022  
 18 Apr. 15-May 20, 2023  
 18 Mar. 13-Mar. 28, 1998  
 18 Apr. 11-May 16, 1992  
 18 Mar. 10-23, 1986

! - unbeaten streak (28-0-1); \* - streak started the season; ^ - dates unknown

Longest Losing Streak 8 March 4-11, 2000  
 Highest Winning Pct. in Season .885 2022 (54-7)

### Shutouts

Fewest Times Shutout in Season 2 2023 (69 games)  
 2022 (63 games), 2016 (65 games),

1997 (65 games), 2014 (64 games),  
 2010 (62 games), 1995 (61 games)

Most Times Shutout in Season 10 1994  
 Most Recorded in Season 40 1992

### Shutout Streaks

Without Being Shutout 61 May 22, 2022 - May 21, 2023  
 Most Consecutive 17 1993  
 Consecutive Scoreless Innings Pitched 124.2 1993

## HITTING

### Runs

Most in Game 22 vs. Detroit Mercy, 2020  
 Most Allowed in Game 17 vs. Michigan, 2014  
 Largest Winning Margin 20 vs. B-CU, 2013  
 Largest Losing Margin 14 vs. Michigan, 2014  
 Most in Season 459 2016  
 Most Allowed in a Season 256 2006

### Hits

Most in Season 628 1995  
 Most Allowed in Season 442 1998

### Doubles

Most in Season 122 2023  
 Most Allowed in Season 69 2006, 1998

### Triples

Most in Season 33 1994  
 Most Allowed in Season 23 1994

### Home Runs

Most in Season 105 2019  
 Most Allowed in Season 47 2006

### Runs Batted In

Most in Season 423 2019  
 Most Allowed in a Season 232 2006

### Batting Average

Highest in Season .330 2019  
 Highest Allowed in Season .246 2011

### Walks

Most in Season 318 2014  
 Most Allowed in Season 229 2005

### Stolen Bases

Most in Season 160 1996  
 Most Allowed in Season 63 2002, 2007

## FIELDING

### Putouts

Most in Season 1,604 2000

### Assists

Most in Season 804 2000

### Errors

Most in Season 108 2006

Most by Opponents in Season 155 1995

### Fielding Percentage

Highest in Season .982 2022

## PITCHING

### Pitching Appearances

Most in Season 78 2000

### Innings Pitched

Most in Season 534.2 2000

### No Hitters

Most in Season 8 1986

### Earned Run Average

Lowest in Season 0.37 1984 (18 ER-339.2 IP)  
 Highest in Season 2.71 2006 (192 ER-496.1 IP)

## INDIVIDUAL SEASON RECORDS

### BATTING

Most Games Played: 78, Kimmy Carter, 2000  
 Brandi Stuart, 2000  
 Serita Brooks, 2000  
 Natalie Bennett, 2000

### At Bats:

Runs: 252, Natasha Jacob, 2006  
 Hits: 72, Shamalene Wilson, 1996  
 Doubles: 99, Serita Brooks, 2000  
 Triples: 29, Sydney Sherrill, 2018  
 11, Tiffany Daniels, 1987  
 11, Shamalene Wilson, 1995

### Home Runs:

RBI's: 24, Maddie O'Brien, 2014  
 Walks: 83, Maddie O'Brien, 2014  
 Strikeouts: 73, Maddie O'Brien, 2015  
 Batting Average: 55, LaShaun Davis, 2005  
 Stolen Bases: 432, Danielle Cox, 1999  
 Sacrifices: 73, Danielle Cox (73-of-82), 1999  
 25, Shannon Mitchem, 1992

### FIELDING

Putouts: 498, Becky Wallace, 2000  
 Assists: 189, Cindy Lawton, 1995  
 Errors: 34, Jesse McGregor, 1996  
 Fielding Pct.: 1.000, Julie Rice (320 chances), 1990  
 Morgan Klaevemann (65 outfield chances), 2015  
 Anna Shelnutt (385 chances), 2021  
 Kaley Mudge (88 outfield chances), 2022

## PITCHING

### Appearances:

Games Started: 58, Leslie Malerich, 2000  
 42, Lacey Waldrop, 2014  
 Tiffany McDonald, 2006  
 Leslie Malerich, 2002

### Innings Pitched:

Wins: 329.1, Tiffany McDonald, 2006  
 38, Lacey Waldrop, 2014  
 Losses: 19, Tiffany McDonald, 2006

### No Hitters:

Runs (Most): 4, Christy Larsen, 1990  
 148, Tiffany McDonald, 2006  
 Runs (Least): 10, Julie Larsen, 1985  
 Shelley Berube, 1984  
 Rebecca Aase, 1994

### Earned Runs (Most):

107, Tiffany McDonald, 2006  
 Earned Runs (Least): 1, Toni Gutierrez, (50.0 innings), 1990

### Hits (Most):

250, Tiffany McDonald, (in 329.1 innings), 2006  
 126, Casey Hunter, 2005

### Walks (Most):

10, Toni Gutierrez, 1990  
 387, Jessica van der Linden, 2004

### Strikeouts:

Hit Batsmen: 28, Tiffany McDonald, 2006  
 Earned Run Average: 0.14, Toni Gutierrez, (50.0 innings), 1990

### Most Doubles Allowed:

40, Tiffany McDonald, 2006  
 Most Triples Allowed: 11, Rebecca Aase, 1994

### Most Home Runs Allowed:

32, Tiffany McDonald, 2006  
 Most Consecutive Victories: 50, Rebecca Aase,  
 Feb. 15, 1991 - April 24, 1993

Best Win Percentage: 1.000, Rebecca Aase, (28-0), 1992, Makenna Reid (11-0), 2023

Combined Strikeouts by Starting Pitchers: 25  
 Jessica Burroughs (4) vs. Kelly Barnhill (21), May 3, 2017

# ALL-TIME TOP 10

## BATTING RECORDS

### GAMES

1. Sydney Sherrill	283	2018-22
2. Kristy Hull	281	1995-98
3. Brandi Stuart	280	2000-03
4. Jessica van der Linden	275	2001-04
5. Tami Post	273	1996-99
Veronica Wootson	273	2004-07
7. Kimmy Carter	272	1999-02
8. Myssi Calkins	271	1994-97
9. Jesse McGregor	267	1996-99
10. Dani Morgan	266	2017-21

### BATTING AVERAGE

1. Jessie Warren	.391	2015-18
2. Shamalene Wilson	.366	1993-96
Danielle Cox	.366	1998-99
4. Morgan Klavemann	.361	2015-18
Jessica van der Linden	.361	2001-04
6. Brandi Stuart	.357	2000-03
7. Tiffany Daniels	.357	1986-89
8. Carly Wynn	.355	2007-10
9. Cindy Lawton	.354	1994-95
10. Sydney Sherrill	.352	2018-22

### RUNS

1. Jessie Warren	229	2015-18
2. Sydney Sherrill	225	2018-22
3. Shamalene Wilson	223	1993-96
4. Cali Harrod	211	2016-19
5. Tiffani Brown	207	2010-14
6. Carsyn Gordon	199	2016-19
Veronica Wootson	199	2004-07
8. Morgan Klavemann	193	2015-18
9. Brandi Stuart	192	2000-03
10. Courtney Senas	180	2011-14

### HITS

1. Shamalene Wilson	310	1993-96
2. Jessie Warren	288	2015-18
3. Brandi Stuart	287	2000-03
4. Tiffani Brown	285	2010-14
5. Veronica Wootson	282	2004-07
6. Sydney Sherrill	281	2018-22
7. Jessica van der Linden	277	2001-04
8. Kristy Hull	275	1995-98
9. Natasha Jacob	271	2003-06
10. Myssi Calkins	253	1994-97

### DOUBLES

1. Sydney Sherrill	82	2018-22
2. Jessie Warren	51	2015-18
Alex Powers	51	2014-17
4. Jessica van der Linden	50	2001-04
5. Carly Wynn	45	2007-10
<b>6. Kalei Harding</b>	<b>43</b>	<b>2021-Pr.</b>
7. Cali Harrod	41	2016-19
Maddie O'Brien	41	2012-15
Veronica Wootson	41	2004-07
10. Victoria East	39	2013-16
Brandi Stuart	39	2000-03

## TRIPLES

1. Shamalene Wilson	30	1993-96
2. Tiffani Brown	22	2010-14
Veronica Wootson	22	2004-07
4. Tiffany Daniels	21	1986-89
5. Lisa Davidson	19	1991-94
6. Kimmy Carter	18	1999-02
7. Jessica van der Linden	17	2001-04
Brandi Stuart	17	2000-03
9. Leslie Barton	16	1990-93
Susan Buttery	16	

## HOME RUNS

1. Jessie Warren	83	2015-18
2. Maddie O'Brien	55	2012-15
3. Sydney Sherrill	43	2018-22
4. Carsyn Gordon	38	2016-19
5. Courtney Senas	36	2011-14
6. Alex Powers	35	2014-17
7. Cali Harrod	34	2016-19
8. Cassidy Davis	32	2017-21
Elizabeth Mason	32	2018-21
<b>10. Kalei Harding</b>	<b>31</b>	<b>2021-Pr.</b>
Anna Shelnutt	31	2017-21

## RBI

1. Jessie Warren	273	2015-18
2. Maddie O'Brien	216	2012-15
3. Sydney Sherrill	209	2018-22
4. Carsyn Gordon	174	2016-19
5. Alex Powers	171	2014-17
6. Jessica van der Linden	161	2001-04
7. Courtney Senas	158	2011-14
8. Dani Morgan	157	2017-21
9. Brandi Stuart	151	2000-03
10. Elizabeth Mason	146	2018-21

## STOLEN BASES

1. Myssi Calkins	185	1994-97
2. Shamalene Wilson	164	1993-96
3. Brandi Stuart	161	2000-03
4. Morgan Klavemann	126	2015-18
5. Cali Harrod	124	2016-19
6. Tiffani Brown	109	2010-14
7. Serita Brooks	97	2000-01
8. Danielle Cox	93	1998-99
<b>9. Devyn Flaherty</b>	<b>84</b>	<b>2020-Pr.</b>
10. Veronica Wootson	79	2004-07

## WALKS

1. Maddie O'Brien	198	2012-15
2. Sydney Sherrill	186	2018-22
3. Cali Harrod	155	2016-19
4. Carsyn Gordon	153	2016-19
5. Jessica van der Linden	144	2001-04
6. Alex Powers	133	2014-17
Brandi Stuart	133	2000-03
8. Morgan Klavemann	123	2015-18
9. Jessie Warren	121	2015-18
10. Ashley Stager	113	2008-11

## SLUGGING PERCENTAGE

1. Jessie Warren	.820	2015-18
2. Maddie O'Brien	.645	2012-15
3. Yuruby Alicart	.622	2006-07
Sydney Sherrill	.622	2018-22
5. Alex Powers	.612	2014-17
6. Tiffany Daniels	.592	1986-89
7. Kaleigh Rafter	.582	2009
<b>8. Kalei Harding</b>	<b>.559</b>	<b>2021-pres.</b>
9. Carsyn Gordon	.558	2016-19
10. Courtney Senas	.547	2011-14

## PITCHING RECORDS

### APPEARANCES

1. Kathryn Sandercock	184	2019-23
2. Leslie Malerich	179	1999-02
3. Meghan King	173	2016-19
4. Lacey Waldrop	170	2012-15
5. Tiffany McDonald	163	2005-08
6. Jessica Burroughs	152	2014-17
7. Sarah Hamilton	149	2008-11
8. Terese Gober	141	2007-10
9. Casey Hunter	137	2002-05
10. Jen White-Stokes	135	1998-01

### INNINGS PITCHED

1. Leslie Malerich	988.2	1999-02
2. Tiffany McDonald	898.1	2005-08
3. Lacey Waldrop	859.2	2012-15
4. Debbie DeJohn	798.0	1987-90
5. Meghan King	791.0	2016-19
6. Casey Hunter	759.1	2002-05
7. Julie Larsen	759.0	1985-88
8. Jen White-Stokes	756.1	1998-01
9. Kathryn Sandercock	718.0	2019-23
10. Christy Larsen	706.1	1988-91

### WINS

1. Lacey Waldrop	109	2012-15
2. Meghan King	108	2016-19
3. Leslie Malerich	107	1999-02
Kathryn Sandercock	107	2019-23
5. Jessica Burroughs	92	2014-17
6. Debbie DeJohn	90	1987-90
7. Casey Hunter	85	2002-05
Julie Larsen	85	1985-88
9. Tiffany McDonald	79	2005-08
10. Christy Larsen	77	1988-91

### STRIKEOUTS

1. Sarah Hamilton	1,005	2008-11
2. Tiffany McDonald	939	2005-08
3. Lacey Waldrop	917	2012-15
4. Jessica van der Linden	899	2001-04
5. Casey Hunter	893	2002-05
6. Jessica Burroughs	845	2014-17
7. Julie Larsen	834	1985-88
8. Christy Larsen	758	1988-91
9. Leslie Malerich	751	1999-02
10. Terese Gober	692	2007-10

## EARNED RUN AVERAGE

### (MINIMUM 300 IP)

1. Shelley Berube	0.38	1984-85
2. Toni Gutierrez	0.47	1990-93
3. Tina Kyler	0.50	1984-85*
4. Julie Larsen	0.68	1985-88*
5. Debbie DeJohn	0.69	1987-90*
6. MariaLooper	0.78	1993-94
7. Rebecca Aase	0.84	1991-94
8. Jessica van der Linden	0.96	2001-04
9. Christy Larsen	0.98	1988-91*
10. Renee Espinoza	1.06	1995-96

### SHUTOUTS

1. Toni Gutierrez	52	1990-93
2. Julie Larsen	51	1988-91*
3. Leslie Malerich	47	1999-02
4. Debbie DeJohn	43	1987-90*
5. Rebecca Aase	42	1991-94
6. Jessica van der Linden	39	2001-04
7. Christy Larsen	37	1988-91
8. Casey Hunter	36	2002-05
9. Kathryn Sandercock	35	2019-23
10. Renee Espinoza	29	1995-96

### SAVES

1. Kathryn Sandercock	18	2019-23
2. Leslie Malerich	12	1999-02
3. Meghan King	11	2016-19
4. Jessica Burroughs	9	2014-17
Jessica Nori	9	2011-14
6. Sarah Hamilton	8	2008-11
Tiffany McDonald	8	2005-07
8. Lacey Waldrop	7	2012-15
Casey Hunter	7	2002-05
<b>10. Makenna Reid</b>	<b>7</b>	<b>2023-pres.</b>

## FIELDING RECORDS

### ASSISTS

1. Tami Post	591	1996-99
2. Sydney Sherrill	555	2018-22
3. Jesse McGregor	523	1996-99
4. Jessie Warren	515	2015-18
5. Michelle Snyder	491	2006-09
6. Cali Harrod	451	2016-19
7. Brandi Stuart	445	2000-03
8. Veronica Wootson	422	2004-07
9. Shannan Mitchem	418	1990-92
10. Maddie O'Brien	405	2012-15

### PUTOUTS

1. Anna Shelnutt	1211	2017-21
2. Wendy Braye	1209	1994-97
3. Brittany Osmon	1203	2005-08
4. Corrie Williams	1152	1996-99
5. Alex Powers	1124	2014-17
6. Beth Wade	1117	2001-04
7. Heather Feltman	1013	1993-95
8. Elisa Vasquez	1006	2001-04
9. Carsyn Gordon	923	2016-19
10. Victoria East	901	2013-16

Returning Players in BOLD  
\*Pre Yellow Ball Era





# WHITE BALL ERA RECORDS

## SINGLE SEASON

### BATTING RECORDS

#### GAMES

1. Sydney Sherrill	283	2018-22
2. Kristy Hull	281	1995-98
3. Brandi Stuart	280	2000-03
4. Jessica van der Linden	275	2001-04
5. Tami Post	273	1996-99
Veronica Wootson	273	2004-07
7. Kimmy Carter	272	1999-02
8. Myssi Calkins	271	1994-97
9. Jesse McGregor	267	1996-99
10. Dani Morgan	266	2017-21

#### BATTING AVERAGE

1. Tiffany Daniels	.391	1987
2. Penny Siqueiros	.381	1992
3. Leslie Barton	.355	1992
4. Carolyn Fiero	.353	1986
5. Susan Buttery	.350	1992

#### RUNS

1. Tiffany Daniels	63	1987
2. Susan Buttery	59	1992
3. Shannan Mitchem	53	1992
4. Leslie Barton	44	1992
5. Carolyn Fiero	40	1987

#### HITS

1. Susan Buttery	84	1992
2. Penny Siqueiros	80	1992
3. Tiffany Daniels	79	1987
4. Leslie Barton	71	1992
Penny Siqueiros	71	1991

#### DOUBLES

1. Leslie Barton	11	1992
2. Lisa Davidson	8	1992
3. Tiffany Daniels	8	1989
4. Teresa Collins	7	1984
Penny Siqueiros	7	1991

#### TRIPLES

1. Tiffany Daniels	11	1987
2. Susan Buttery	9	1992
3. Laurie Holler	8	1985
4. Lisa Davidson	7	1992
5. Greta Bahn	6	1984

#### HOME RUNS

1. Tiffany Daniels	10	1987
2. Teresa Collins	7	1984
3. Lisa Davidson	6	1992
Tiffany Daniels	6	1989
Carolyn Fiero	6	1986

#### RBI

1. Penny Siqueiros	49	1992
2. Tiffany Daniels	41	1987
3. Susan Buttery	39	1992
4. Leslie Barton	38	1992
5. Lori Couse	33	1988

#### STOLEN BASES

1. Leslie Barton	35	1992
2. Tiffany Daniels	25	1989
3. Tiffany Daniels	23	1987
4. Cindy Gordon	21	1992
5. Greta Bahn	20	1986

#### WALKS

1. Tiffany Daniels	39	1987
2. Leslie Barton	29	1992
3. Carolyn Fiero	27	1987
4. Tiffany Daniels	26	1988
5. Greta Bahn	25	1985

#### SLUGGING PERCENTAGE

1. Tiffany Daniels	.673	1987
2. Teresa Collins	.629	1984
3. Carolyn Fiero	.622	1986
4. Greta Bahn	.576	1984
5. Tiffany Daniels	.550	1989

### PITCHING RECORDS

#### INNINGS PITCHED

1. Toni Gutierrez	285.1	1992
2. Christy Larsen	275.0	1991
3. Julie Larsen	237.2	1987
4. Debbie DeJohn	225.2	1990
5. Julie Larsen	225.0	1986

#### WINS

1. Toni Gutierrez	35	1992
2. Christy Larsen	33	1991
3. Rebecca Aase	28	1992
4. Debbie DeJohn	25	1987
Julie Larsen	25	1987

#### STRIKEOUTS

1. Christy Larsen	307	1991
2. Toni Gutierrez	295	1992
3. Julie Larsen	270	1986
4. Tina Kyler	248	1984
5. Julie Larsen	224	1987

#### EARNED RUN AVERAGE

1. Shelley Berube	0.22	1984
2. Julie Larsen	0.23	1985
3. Julie Larsen	0.37	1986
4. Christy Larsen	0.39	1990
5. Tina Kyler	0.46	1985

#### SHUTOUTS

1. Toni Gutierrez	23	1992
2. Julie Larsen	21	1986
3. Rebecca Aase	16	1992
Julie Larsen	16	1987
5. Christy Larsen	15	1990

### CAREER

#### BATTING RECORDS

##### BATTING AVERAGE

1. Tiffany Daniels	.357	1986-89
2. Penny Siqueiros	.333	1989-92
3. Susan Buttery	.320	1990-93
4. Leslie Barton	.311	1990-93
5. Lisa Davidson	.309	1991-94

##### RUNS

1. Susan Buttery	170	1990-93
2. Tiffany Daniels	149	1986-89
3. Leslie Barton	131	1990-93
4. Penny Siqueiros	105	1989-92

5. Shannan Mitchem	101	1989-92
--------------------	-----	---------

#### HITS

1. Susan Buttery	245	1990-93
2. Penny Siqueiros	219	1989-92
3. Leslie Barton	216	1990-93
4. Tiffany Daniels	199	1986-89
5. Lisa Davidson	187	1991-94

#### DOUBLES

1. Lisa Davidson	27	1991-94
2. Leslie Barton	23	1990-93
3. Susan Buttery	18	1990-93
4. Tiffany Daniels	17	1986-89
5. Teresa Collins	14	1983-84

#### TRIPLES

1. Tiffany Daniels	21	1986-89
2. Lisa Davidson	19	1991-94
3. Susan Buttery	16	1990-93
Leslie Barton	16	1990-93
5. Penny Siqueiros	12	1989-92

#### HOME RUNS

1. Tiffany Daniels	24	1986-89
2. Lisa Davidson	17	1991-94
3. Teresa Collins	15	1983-84
4. Leslie Barton	14	1990-93
5. Susan Buttery	10	1990-93

#### RBI

1. Leslie Barton	131	1990-93
2. Lisa Davidson	114	1991-94
3. Penny Siqueiros	110	1989-92
4. Tiffany Daniels	103	1986-89
5. Susan Buttery	81	1990-93

#### STOLEN BASES

1. Leslie Barton	35	1992
2. Tiffany Daniels	25	1989
3. Greta Bahn	41	1984-86
4. Susan Buttery	34	1990-93
5. Cindy Gordon	31	1992-93

#### WALKS

1. Tiffany Daniels	95	1986-89
2. Leslie Barton	70	1990-93
3. Lisa Davidson	64	1991-94
4. Susan Buttery	63	1990-93
5. Penny Siqueiros	53	1989-92

#### SLUGGING PERCENTAGE

1. Tiffany Daniels	.592	1986-89
2. Lisa Davidson	.501	1991-94
3. Carolyn Fiero	.492	1986-87
4. Penny Siqueiros	.434	1989-92
5. Susan Buttery	.424	1990-93

### PITCHING RECORDS

#### INNINGS PITCHED

1. Debbie DeJohn	799.0	1987-90
2. Julie Larsen	757.2	1985-88
3. Toni Gutierrez	651.0	1990-93
4. Rebecca Aase	566.2	1991-94
5. Tina Kyler	339.1	1984-85

#### WINS

1. Debbie DeJohn	89	1987-90
2. Julie Larsen	84	1985-88
3. Christy Larsen	78	1988-91
4. Toni Gutierrez	74	1990-93
5. Rebecca Aase	71	1991-94

#### STRIKEOUTS

1. Julie Larsen	831	1985-88
2. Christy Larsen	758	1988-91
3. Toni Gutierrez	648	1990-93
4. Tina Kyler	457	1984-85
5. Debbie DeJohn	449	1987-90

#### EARNED RUN AVERAGE

1. Shelley Berube	0.49	1984-85
2. Toni Gutierrez	0.64	1990-93
Tina Kyler	0.64	1984-85
4. Julie Larsen	0.87	1985-88
Debbie DeJohn	0.87	1987-90

#### SHUTOUTS

1. Julie Larsen	51	1985-88
Toni Gutierrez	51	1990-93
3. Rebecca Aase	44	1991-94
4. Debbie DeJohn	43	1987-90
5. Christy Larsen	36	1989-91

# SINGLE SEASON TOP 10

## BATTING RECORDS

### AT BATS

1. Natasha Jacob	252	2006
2. Veronica Wootson	248	2004
3. Serita Brooks	242	2000
4. Susan Buttery	240	1991*
5. Brandi Stuart	233	2000
6. Kristy Hull	232	1995
7. Shamalene Wilson	229	1996
8. Danielle Cox	227	1999
9. Cindy Lawton	227	1995
10. Whitney Buckmon	222	2006

### BATTING AVERAGE

1. Danielle Cox	.432	1999
2. Maddie O'Brien	.424	2014
3. Jessie Warren	.413	2017
4. Jessica van der Linden	.412	2003
5. Morgan Klavemann	.410	2017
6. Sydney Sherrill	.405	2019
7. Jessie Warren	.404	2018
8. Shamalene Wilson	.402	1996
9. Jessica van der Linden	.401	2004
10. Serita Brooks	.401	2000

### RUNS

1. Cali Harrod	73	2019
2. Shamalene Wilson	72	1996
3. Jessie Warren	71	2016
4. Veronica Wootson	70	2004
5. Morgan Klavemann	69	2016
6. Carsyn Gordon	66	2019
7. Tiffani Brown	65	2014
8. Courtney Senas	65	2014
9. Brandi Stuart	63	2002
10. Tiffany Daniels	63	1987*

### HITS

1. Serita Brooks	99	2000
2. Danielle Cox	98	1999
3. Natasha Jacob	94	2006
4. Shamalene Wilson	91	1996
5. Kristy Hull	87	1995
6. Cindy Lawton	87	1995
7. Susan Buttery	84	1991*
8. Veronica Wootson	83	2004
9. Myssi Calkins	82	1997
10. Sydney Sherrill	81	2018
Brandi Stuart	81	2002
Shamalene Wilson	81	1994

### DOUBLES

1. Sydney Sherrill	29	2018
2. <b>Kalei Harding</b>	<b>22</b>	<b>2023</b>
3. Alex Powers	19	2017
4. Yuruby Alicart	19	2006
5. <b>Kaley Mudge</b>	<b>18</b>	<b>2023</b>
Sydney Sherrill	18	2019
Carly Wynn	18	2010
8. Maddie O'Brien	17	2014
Yuruby Alicart	17	2007
10. Sydney Sherrill	16	2022
Alex Powers	16	2016
Victoria East	16	2013
Cindy Lawton	16	1995

## TRIPLES

1. Tiffany Daniels	11	1987*
Shamalene Wilson	11	1995
3. Veronica Wootson	9	2006
Susan Buttery	9	1991*
Lisa Davidson	9	1993
Shamalene Wilson	9	1994
7. Carly Wynn	8	2010
Serita Brooks	8	1996
Laurie Holler	8	1995
10. Veronica Wootson	7	2004
Brandi Stuart	7	2002
Shamalene Wilson	7	1996
Lisa Donaldson	7	1991*

## HOME RUNS

1. Maddie O'Brien	24	2014
2. Jessie Warren	23	2017
3. Jessie Warren	21	2018
4. Jessie Warren	20	2016
5. Jessie Warren	19	2015
6. <b>Michaela Edenfield</b>	<b>16</b>	<b>2022</b>
Sydney Sherrill	16	2019
Alex Powers	16	2016
9. <b>Kalei Harding</b>	<b>15</b>	<b>2022</b>
Carsyn Gordon	15	2019
Cali Harrod	15	2019
Courtney Senas	15	2014

## RBI

1. Maddie O'Brien	83	2014
2. Jessie Warren	78	2016
3. Jessie Warren	70	2018
4. Jessie Warren	68	2017
5. Alex Powers	63	2016
6. Sydney Sherrill	60	2019
7. Dani Morgan	58	2019
Sydney Sherrill	58	2018
9. Elizabeth Mason	57	2019
Jessie Warren	57	2015
Courtney Senas	57	2014

## STOLEN BASES

1. Danielle Cox	73	1999
2. Shamalene Wilson	69	1996
3. Myssi Calkins	61	1997
4. Serita Brooks	55	2001
5. Brandi Stuart	54	2002
Myssi Calkins	54	1996
7. Morgan Klavemann	53	2016
8. Myssi Calkins	44	1994
9. Cali Harrod	43	2019
Tiffani Brown	43	2012
Serita Brooks	43	2000

## WALKS

1. Maddie O'Brien	73	2015
2. Cali Harrod	57	2019
3. Alex Powers	56	2015
Maddie O'Brien	56	2014
5. Carsyn Gordon	54	2018
6. Erika Leonard	52	2012
7. Morgan Klavemann	51	2016
Sydney Sherrill	51	2021
Sydney Sherrill	51	2022
10. Brandi Stuart	49	2002

## SLUGGING PERCENTAGE

1. Maddie O'Brien	.942	2014
2. Jessie Warren	.922	2017
3. Jessie Warren	.836	2018
4. Jessie Warren	.765	2016
5. Sydney Sherrill	.762	2019
6. Jessie Warren	.761	2015
7. Alex Powers	.721	2016
8. Dani Morgan	.694	2019
9. Sydney Sherrill	.676	2018
10. Tiffany Daniels	.673	1987

## PITCHING RECORDS

### APPEARANCES

1. Leslie Malerich	58	2000
2. Tiffany McDonald	57	2006
3. Leslie Malerich	55	2002
4. Kathryn Sandercock	48	2023
Lacey Waldrop	48	2014
Kristy Fuentes	48	1997
7. Meghan King	47	2016
Lacey Waldrop	47	2013
Casey Hunter	47	2005
10. Sarah Hamilton	45	2011
Sarah Hamilton	45	2010

### INNINGS PITCHED

1. Tiffany McDonald	329.1	2006
2. Leslie Malerich	323.0	2000
3. Leslie Malerich	315.1	2002
4. Kristy Fuentes	310.0	1997
5. Toni Gutierrez	285.1	1992*
6. Christy Larsen	275.0	1991*
7. Casey Hunter	268.1	2005
8. Lacey Waldrop	266.1	2014
9. Renee Espinoza	253.0	1996
10. Jessica van der Linden	246.1	2004

### WINS

1. Lacey Waldrop	38	2014
2. Leslie Malerich	35	2002
Leslie Malerich	35	2000
Toni Gutierrez	35	1992*
5. Casey Hunter	33	2004
Christy Larsen	33	1991*
7. Kristy Fuentes	32	1997
8. Kathryn Sandercock	30	2022
Meghan King	30	2019
Kylee Hanson	30	2018
Tiffany McDonald	30	2006
Renee Espinoza	30	1996

### STRIKEOUTS

1. Jessica van der Linden	378	2004
2. Casey Hunter	338	2005
3. Sarah Hamilton	326	2010
4. Tiffany McDonald	312	2006
5. Sarah Hamilton	311	2009
6. Christy Larsen	307	1991*
7. Toni Gutierrez	295	1992*
8. Sarah Hamilton	289	2011
9. Lacey Waldrop	287	2014
10. Casey Hunter	277	2004

## EARNED RUN AVERAGE

### (MINIMUM 100 INNINGS PITCHED)

1. Julie Larsen	0.29	1985*
2. Christy Larsen	0.35	1990*
3. Julie Larsen	0.37	1986*
4. Marla Looper	0.42	1993
5. Toni Gutierrez	0.46	1993
Tina Kyler	0.46	1985*
7. Toni Gutierrez	0.47	1992*
8. Rebecca Aase	0.51	1993
Debbie DeJohn	0.51	1987*
10. Debbie DeJohn	0.53	1989*
Shelly Berube	0.53	1985*

## SHUTOUTS

1. Toni Gutierrez	23	1992*
2. Jessica van der Linden	20	2004
Julie Larsen	20	1986*
4. Leslie Malerich	16	2000
Julie Larsen	16	1987*
6. Rene Espinoza	15	1995
Christy Larsen	15	1990*
8. Casey Hunter	14	2004
Toni Gutierrez	14	1991*
Debbie DeJohn	14	1990*
Tina Kyler	14	1985*

## SAVES

1. Kathryn Sandercock	10	2023
2. Makenna Reid	6	2023
3. Leslie Malerich	5	1995
4. Jessica Burroughs	4	2017
Jessica Nori	4	2014
Jessica Nori	4	2012
Bailey Schinella	4	2012
Tiffany McDonald	4	2006
Marla Looper	4	1994
10. Kathryn Sandercock	3	2022
Meghan King	3	2019
Meghan King	3	2018
Meghan King	3	2017
Jessica Burroughs	3	2015
Sarah Hamilton	3	2010
Tiffany McDonald	3	2007
Casey Hunter	3	2005
Niki Zenger	3	1995

## FIELDING RECORDS

### ASSISTS

1. Cindy Lawton	189	1995
2. Natalie Bennett	173	2000
3. Tami Post	171	1998
4. Shannan Mitchem	165	1992*
5. Natalie Bennett	156	2001
6. Jesse McGregor	153	1998
7. Jessie Warren	150	2016
8. Veronica Wootson	149	2007
9. Shannan Mitchem	148	1991*
10. Jessie Warren	147	2017

### PUTOUTS

1. Kaleigh Rafter	540	2009
2. Becky Wallace	498	2000
3. Jen Lapicki	489	2010
4. Heather Feltmann	480	1994
5. Heather Feltmann	463	1995
6. Elizabeth Mason	446	2021
7. Leslie Adams	443	1992*
8. Carsyn Gordon	431	2018
9. Alex Powers	421	2016
10. Victoria East	418	2013



YEARLY LEADERS

YEARLY OFFENSIVE LEADERS (SINCE 1984)

BATTING AVERAGE

Table of batting averages from 1984 to 2023, listing player names and their corresponding averages.

RUNS

Table of runs scored from 1984 to 2023, listing player names and their total runs.

2023 Kaley Mudge ..... 49

HITS

Table of hits from 1984 to 2023, listing player names and their total hits.

DOUBLES

Table of doubles from 1984 to 2023, listing player names and their total doubles.

2018 Sydney Sherrill ..... 29
2019 Sydney Sherrill ..... 18
2020 Cassidy Davis ..... 6
2021 Sydney Sherrill ..... 15
2022 Sydney Sherrill ..... 16
2023 Kalei Harding ..... 22

TRIPLES

Table of triples from 1984 to 2023, listing player names and their total triples.

HOME RUNS

Table of home runs from 1984 to 2023, listing player names and their total home runs.

2010 Tory Haddad ..... 7
2011 Ashley Stager ..... 10
2012 Briana Hamilton ..... 12
2013 Courtney Senas ..... 14
2014 Maddie O'Brien ..... 24
2015 Jessie Warren ..... 19
2016 Jessie Warren ..... 20
2017 Jessie Warren ..... 23
2018 Jessie Warren ..... 21
2019 Sydney Sherrill ..... 16
2020 Cassidy Davis ..... 5
2021 Elizabeth Mason ..... 10
2022 Michaela Edenfield ..... 16
2023 Michaela Edenfield ..... 13

SLUGGING PERCENTAGE

Table of slugging percentage from 1984 to 2023, listing player names and their slugging percentages.

RUNS BATTED IN

Table of runs batted in from 1984 to 2023, listing player names and their total RBIs.

# YEARLY LEADERS

2012	Maddie O'Brien	43
2013	Kelly Hensley	54
2014	Maddie O'Brien	83
2015	Jessie Warren	57
2016	Jessie Warren	78
2017	Jessie Warren	68
2018	Jessie Warren	70
2019	Sydney Sherrill	60
2020	Cassidy Davis	22
2021	Kalei Harding	42
2022	Kalei Harding	53
2023	Michaela Edenfield	56

**STOLEN BASES**

1984	Sunnie O'Neal	11
1985	Greta Bahn	15
	Barbara Gillespie	15
1986	Greta Bahn	20
1987	Tiffany Daniels	23
1988	Christy Larsen	12
1989	Tiffany Daniels	25
1990	Jodie Bullock	7
1991	Tina Getherall	11
1992	Leslie Barton	35
1993	Shamalene Wilson	25
1994	Myssi Calkins	44
1995	Shamalene Wilson	39
1996	Shamalene Wilson	69
1997	Myssi Calkins	61
1998	Dana Bailey	27
1999	Danielle Cox	73
2000	Serita Brooks	42
	Brandi Stuart	42
2001	Serita Brooks	55
2002	Brandi Stuart	54
2003	Brandi Stuart	36
2004	Natasha Jacob	18
2005	Natasha Jacob	14
2006	Natasha Jacob	25
2007	Veronica Wootson	35
2008	Whitney Buckmon	28
2009	Carly Wynn	21
2010	Carly Wynn	25
2011	Tiffani Brown	24
2012	Tiffani Brown	43
2013	Courtney Senas	16
2014	Tiffani Brown	25
2015	Morgan Klaevemann	20
2016	Morgan Klaevemann	53
2017	Morgan Klaevemann	36
2018	Cali Harrod	33
2019	Cali Harrod	43
2020	Landers/Flaherty	8
2021	Devyn Flaherty	19
2022	Sydney Sherrill	26
2023	Devyn Flaherty	31

**WALKS**

1984	Greta Bahn	21
1985	Greta Bahn	25
1986	Laurie Holler	24
1987	Tiffany Daniels	39
1988	Tiffany Daniels	26
1989	Tiffany Daniels	24
1990	Jodie Bullock	17
1991	Susan Buttery	23
1992	Leslie Barton	29
1993	Lisa Davidson	28
1994	Jen Olow	23
1995	Wendy Braye	22
1996	Kristy Hull	20
1997	Windy Weltz	30
1998	Christy Cerecedas	30
1999	Christy Cerecedas	24
	Corrie Williams	24
2000	Kimmy Carter	29
2001	Serita Brooks	32
2002	Brandi Stuart	49
2003	Jessica van der Linden	46
2004	Jessica van der Linden	42
2005	Lesley Palmer	23
2006	Carly Brieske	20
2007	Veronica Wootson	26
2008	Ashley Stager	29
2009	Carly Wynn	25
	Ashley Stager	25
2010	Carly Wynn	42

2011	Ashley Stager	24
2012	Erika Leonard	52
2013	Maddie O'Brien	38
2014	Maddie O'Brien	56
2015	Maddie O'Brien	73
2016	Morgan Klaevemann	51
2017	Alex Powers	36
2018	Carsyn Gordon	54
2019	Cali Harrod	57
2020	Sydney Sherrill	26
2021	Sydney Sherrill	51
2022	Sydney Sherrill	51
2023	Michaela Edenfield	47

**SACRIFICE HITS**

1984	Tina Kyler	11
1985	Tina Kyler	17
1986	Karyn Palgut	13
1987	Lynn Steele	18
1988	Kari Keith	14
1989	Kelly Flaczinski	17
1990	Shannan Mitchem	18
1991	Kelly Flaczinski	15
	Tina Getherall	15
1992	Shannan Mitchem	25
1993	Shamalene Wilson	17
1994	Myssi Calkins	21
1995	Windy Weltz	16
1996	Kristy Hull	18
1997	Windy Weltz	25
1998	Kristy Hull	21
1999	Jesse McGregor	23
2000	Natalie Bennett	21
2001	Kimmy Carter	19
2002	Kimmy Carter	15
2003	Tatiana George	24
2004	Natasha Jacob	18
2005	Kim Hoffer	16
2006	Whitney Buckmon	18
2007	Robin Ahrberg	14
2008	Whitney Buckmon	8
2009	Monica Montez	8
	Shayla Jackson	8
2010	Ashley Stager	6
2011	Morgan Bullock	4
	Courtney Senas	4
2012	Morgan Bullock	4
2013	Morgan Bullock	7
2014	Maddie O'Brien	5
2015	Macey Cheatham	10
2016	Ellie Cooper	16
2017	Ellie Cooper	12
2018	Anna Shelnett	9
2019	Sydney Sherrill	5
2020	Kiersten Landers	2
2021	Josie Muffley	8
2022	Josie Muffley	7
2023	Josie Muffley	8

**YEARLY PITCHING LEADERS (SINCE 1984)**

**APPEARANCES**

1984	Tina Kyler	23
1985	Tina Kyler	26
1986	Julie Larsen	33
1987	Julie Larsen	37
1988	Julie Larsen	24
1989	Debbie DeJohn	32
1990	Debbie DeJohn	35
1991	Christy Larsen	43
1992	Toni Gutierrez	44
1993	Marla Looper	25
1994	Marla Looper	36
1995	Renee Espinoza	39
1996	Renee Espinoza	40
1997	Kristy Fuentes	48
1998	Stacy Venable	36
1999	Jennifer White-Cody	37
2000	Leslie Malerich	58
2001	Leslie Malerich	34
	Jennifer White-Cody	34
2002	Leslie Malerich	55
2003	Casey Hunter	38
2004	Jessica van der Linden	42
2005	Casey Hunter	47
2006	Tiffany McDonald	57

2007	Tiffany McDonald	42
2008	Tiffany McDonald	32
2009	Sarah Hamilton	42
2010	Sarah Hamilton	45
2011	Sarah Hamilton	45
2012	Monica Perry	35
2013	Lacey Waldrop	47
2014	Lacey Waldrop	48
2015	Lacey Waldrop	41
2016	Meghan King	47
2017	Jessica Burroughs	44
2018	Meghan King	42
2019	Meghan King	42
2020	Kathryn Sandercock	17
2021	Kathryn Sandercock	43
2022	Kathryn Sandercock	44
2023	Kathryn Sandercock	47

**INNINGS PITCHED**

1984	Tina Kyler	157
1985	Tina Kyler	182
1986	Julie Larsen	225
1987	Julie Larsen	237
1988	Julie Larsen	174
1989	Debbie DeJohn	223
1990	Debbie DeJohn	225
1991	Christy Larsen	275
1992	Toni Gutierrez	285
1993	Marla Looper	165.2
1994	Marla Looper	191.1
1995	Renee Espinoza	221.1
1996	Renee Espinoza	253.0
1997	Kristy Fuentes	310.0
1998	Jennifer White-Cody	215.1
1999	Jennifer White-Cody	214.2
2000	Leslie Malerich	323.0
2001	Leslie Malerich	205.1
2002	Leslie Malerich	315.1
2003	Casey Hunter	200.2
2004	Jessica van der Linden	246.1
2005	Casey Hunter	268.1
2006	Tiffany McDonald	329.1
2007	Tiffany McDonald	211.0
2008	Tiffany McDonald	199.1
2009	Sarah Hamilton	201.2
2010	Sarah Hamilton	214.1
2011	Sarah Hamilton	231.0
2012	Monica Perry	191.0
2013	Lacey Waldrop	219.1
2014	Lacey Waldrop	266.1
2015	Lacey Waldrop	211.1
2016	Jessica Burroughs	203.0
2017	Jessica Burroughs	195.0
2018	Kylee Hanson	204.2
2019	Meghan King	210.1
2020	Arnold/Sandercock	60.2
2021	Kathryn Sandercock	178.2
2022	Kathryn Sandercock	194.1
2023	Kathryn Sandercock	186.0

**WINS**

1984	Shelley Berube	18
1985	Julie Larsen	18
1986	Julie Larsen	25
1987	Julie Larsen	25
	Debbie DeJohn	25
1988	Debbie DeJohn	18
1989	Debbie DeJohn	22
1990	Debbie DeJohn	25
1991	Christy Larsen	33
1992	Toni Gutierrez	35
1993	Marla Looper	20
1994	Marla Looper	21
1995	Renee Espinoza	26
1995	Renee Espinoza	30
1997	Kristy Fuentes	32
1998	Jennifer White-Cody	26
1999	Jennifer White-Cody	16
2000	Leslie Malerich	35
2001	Leslie Malerich	26
2002	Leslie Malerich	35
2003	Casey Hunter	27
2004	Casey Hunter	33
2005	Casey Hunter	21
2006	Tiffany McDonald	30
2007	Tiffany McDonald	17
2008	Tiffany McDonald	18

2009	Terese Gober	24
2010	Sarah Hamilton	22
2011	Sarah Hamilton	19
2012	Monica Perry	22
2013	Lacey Waldrop	24
2014	Lacey Waldrop	38
2015	Lacey Waldrop	28
2016	Jessica Burroughs	29
2017	Jessica Burroughs	27
	Meghan King	27
2018	Kylee Hanson	30
2019	Meghan King	30
2020	Kathryn Sandercock	9
2021	Kathryn Sandercock	27
2022	Kathryn Sandercock	30
2023	Kathryn Sandercock	28

**STRIKEOUTS**

1984	Tina Kyler	248
1985	Tina Kyler	209
1986	Julie Larsen	271
1987	Julie Larsen	224
1988	Julie Larsen	164
1989	Christy Larsen	166
1990	Christy Larsen	201
1991	Christy Larsen	307
1992	Toni Gutierrez	295
1993	Marla Looper	143
1994	Marla Looper	167
1995	Renee Espinoza	212
1996	Renee Espinoza	220
1997	Kristy Fuentes	240
1998	Jennifer White-Cody	123
1999	Jennifer White-Cody	164
2000	Leslie Malerich	243
2001	Leslie Malerich	160
2002	Leslie Malerich	255
2003	Casey Hunter	246
2004	Jessica van der Linden	387
2005	Casey Hunter	338
2006	Tiffany McDonald	312
2007	Tiffany McDonald	235
2008	Tiffany McDonald	244
2009	Sarah Hamilton	311
2010	Sarah Hamilton	326
2011	Sarah Hamilton	289
2012	Monica Perry	199
2013	Lacey Waldrop	259
2014	Lacey Waldrop	287
2015	Lacey Waldrop	232
2016	Jessica Burroughs	235
2017	Jessica Burroughs	266
2018	Kylee Hanson	241
2019	Meghan King	237
2020	Caylan Arnold	60
2021	Caylan Arnold	140
2022	Kathryn Sandercock	159
2022	Kathryn Sandercock	116

**EARNED RUN AVERAGE**

1984	Shelley Berube	0.22
1985	Julie Larsen	0.29
1986	Julie Larsen	0.37
1987	Debbie DeJohn	0.51
1988	Christy Larsen	0.90
1989	Debbie DeJohn	0.53
1990	Toni Gutierrez	0.14
1991	Toni Gutierrez	0.59
1992	Toni Gutierrez	0.47
1993	Marla Looper	0.42
1994	Marla Looper	1.10
1995	Renee Espinoza	1.33
1996	Renee Espinoza	0.83
1997	Kristy Fuentes	1.15
1998	Jennifer White-Cody	1.37
1999	Stacy Venable	1.04
2000	Leslie Malerich	1.21
2001	Jennifer White-Cody	0.63
2002	Leslie Malerich	1.38
2003	Casey Hunter	0.67
2004	Jessica van der Linden	0.60
2005	Casey Hunter	1.70
2006	Tiffany McDonald	2.27
2007	Melissa May	1.82
2008	Sarah Hamilton	1.46
2009	Sarah Hamilton	0.83
2010	Sarah Hamilton	1.50
2011	Sarah Hamilton	2.09



# YEARLY LEADERS

2012	Lacey Waldrop	1.33
2013	Lacey Waldrop	1.53
2014	Lacey Waldrop	1.13
2015	Lacey Waldrop	1.52
2016	Jessica Burroughs	1.86
2017	Jessica Burroughs	1.22
2018	Meghan King	1.17
2019	Meghan King	1.43
2020	Caylan Arnold	1.40
2021	Kathryn Sandercock	1.25
2022	Kathryn Sandercock	1.44
2023	Makenna Reid	0.97

### WALKS ALLOWED

1984	Shelley Berube	16
1985	Julie Larsen	30
1986	Roxanne Hantelmann	18
1987	Debbie DeJohn	56
1988	Debbie DeJohn	32
1989	Debbie DeJohn	35
1990	Christy Larsen	22
1991	Toni Gutierrez	38
1992	Toni Gutierrez	54
1993	Toni Gutierrez	28
1994	Marla Looper	39
1995	Kristy Fuentes	71
1996	Niki Zenger	47
1997	Kristy Fuentes	83
1998	Stacy Venable	65
1999	Jennifer White-Cody	51
2000	Leslie Malerich	72
2001	Jennifer White-Cody	40
2002	Jessica van der Linden	69
2003	Jessica van der Linden	48
2004	Jessica van der Linden	51
2005	Tiffany McDonald	99
2006	Melissa May	33
2007	Melissa May	31
2008	Terese Gober	61
2009	Sarah Hamilton	43
2010	Terese Gober	50
2011	Jessica Nori	21
2012	Lacey Waldrop	36
2013	Monica Perry	35
2014	Jessica Burroughs	45
2015	Jessica Burroughs	69
2016	Meghan King	46
2017	Jessica Burroughs	31
2018	Meghan King	54
2019	Meghan King	45
2020	Kathryn Sandercock	11
2021	Danielle Watson	41
2022	Danielle Watson	45
2023	Allison Royalty	37

### HITS ALLOWED

1984	Shelley Berube	33
1985	Tina Kyler	63
1986	Roxanne Hantelmann	65
1987	Julie Larsen	114
	Debbie DeJohn	114
1988	Christy Larsen	54
1989	Christy Larsen	83
1990	Christy Larsen	57
1991	Toni Gutierrez	87
1992	Rebecca Aase	96
1993	Rebecca Aase	66
1994	Rebecca Aase	108
1995	Renee Espinoza	142
1996	Niki Zenger	124
1997	Kristy Fuentes	214
1998	Stacy Venable	179
1999	Jennifer White-Cody	177
2000	Leslie Malerich	222
2001	Leslie Malerich	119
2002	Jessica van der Linden	128
2003	Jessica van der Linden	93
2004	Jessica van der Linden	106
2005	Tiffany McDonald	134
2006	Melissa May	89
2007	Terese Gober	81
2008	Tiffany McDonald	146
2009	Terese Gober	123
2010	Terese Gober	141
2011	Sarah Hamilton	160
2012	Lacey Waldrop	107
2013	Monica Perry	119

2014	Jessica Burroughs	83
2015	Jessica Burroughs	115
2016	Jessica Burroughs	122
2017	Jessica Burroughs	109
2018	Meghan King	133
2019	Meghan King	144
2020	Kathryn Sandercock	50
2021	Kathryn Sandercock	121
2022	Kathryn Sandercock	131
2023	Kathryn Sandercock	123

### RUNS ALLOWED

1984	Shelley Berube	10
1985	Julie Larsen	10
1986	Roxanne Hantelmann	17
1987	Julie Larsen	41
	Debbie DeJohn	41
1988	Christy Larsen	25
1989	Debbie DeJohn	33
1990	Christy Larsen	17
1991	Toni Gutierrez	22
1992	Rebecca Aase	31
1993	Rebecca Aase	16
	Toni Gutierrez	16
1994	Rebecca Aase	43
1995	Renee Espinoza	55
1996	Renee Espinoza	51
1997	Kristy Fuentes	67
1998	Stacy Venable	68
1999	Leslie Malerich	62
2000	Leslie Malerich	84
2001	Jennifer White-Cody	27
2002	Jessica van der Linden	65
2003	Casey Hunter	33
2004	Jessica van der Linden	29
2005	Tiffany McDonald	59
2006	Melissa May	48
2007	Terese Gober	47
2008	Terese Gober	90
2009	Sarah Hamilton	31
2010	Terese Gober	73
2011	Sarah Hamilton	89
2012	Lacey Waldrop	44
2013	Monica Perry	54
2014	Jessica Burroughs	40
2015	Lacey Waldrop	64
2016	Jessica Burroughs	64
2017	Jessica Burroughs	42
2018	Kylee Hanson	48
2019	Meghan King	52
2020	Kathryn Sandercock	50
2021	Kathryn Sandercock	46
2022	Danielle Watson	56
2023	Kathryn Sandercock	46

# YEARLY TEAM STATISTICS

## BATTING

Year	G	AVG	AB	R	H	2B	3B	HR	RBI	BB	SO	SB	E
1984	48	.244	1151	249	281	30	15	21	149	150	142	46	42
1985	64	.243	1617	277	393	20	21	14	197	171	181	61	51
1986	49	.246	1242	188	305	17	12	15	134	127	146	55	62
1987	64	.268	1668	307	447	34	28	19	235	169	147	49	97
1988	58	.250	1509	211	381	20	26	16	169	102	126	36	72
1989	53	.247	1377	176	340	30	16	17	138	106	<b>91</b>	41	48
1990	63	.238	1595	182	482	27	18	13	140	123	159	38	56
1991	74	.261	1959	272	511	41	26	8	191	136	186	52	59
1992	72	.315	1842	364	580	53	32	23	288	167	170	102	59
1993	61	.309	1656	319	512	43	32	20	250	153	206	97	45
1994	69	.274	1798	278	492	58	<b>33</b>	20	222	126	255	109	72
1995	73	.316	1985	355	<b>628</b>	67	29	10	275	142	163	97	82
1996	72	.280	1866	299	522	47	21	5	240	143	177	<b>160</b>	89
1997	64	.290	1708	265	495	53	16	6	209	161	154	102	69
1998	72	.280	1853	283	519	61	16	4	213	192	217	111	66
1999	65	.276	1751	250	484	71	19	7	198	146	247	147	76
2000	<b>78</b>	.269	<b>2014</b>	301	542	66	32	17	253	162	357	117	86
2001	70	.297	1804	321	235	93	23	21	280	168	302	102	74
2002	75	.266	1928	312	512	58	23	33	254	237	368	89	94
2003	79	.297	1506	292	447	63	14	22	236	237	226	99	52
2004	74	.288	1877	369	541	69	27	44	313	252	372	64	78
2005	63	.247	1585	208	392	66	17	27	171	162	372	51	90
2006	74	.294	1944	314	571	79	29	34	263	156	391	79	108
2007	69	.288	1783	337	514	91	18	49	296	203	339	86	82
2008	66	.262	1676	261	439	64	10	26	235	158	357	68	80
2009	60	.262	1583	252	415	55	8	31	210	164	300	82	51
2010	62	.297	1678	302	499	76	23	29	276	212	226	81	57
2011	60	.289	1619	286	468	63	14	40	238	137	268	88	69
2012	63	.264	1596	282	422	61	19	32	230	230	270	85	63
2013	63	.292	1618	346	473	75	21	60	316	227	290	67	60
2014	64	.304	1640	400	498	90	13	65	363	<b>318</b>	242	64	57
2015	63	.289	1593	337	461	70	18	51	300	300	258	52	67
2016	65	.323	1640	<b>459</b>	530	87	11	63	407	279	224	155	63
2017	64	.329	1646	424	541	94	24	71	377	262	260	108	56
2018	70	.289	1798	410	519	115	21	76	373	285	332	152	44
2019	65	<b>.330</b>	1673	454	552	103	18	<b>105</b>	<b>423</b>	256	245	115	46
2020*	24	.288	624	164	180	34	8	29	152	93	135	41	16
2021	63	.259	1600	304	414	76	6	47	269	208	264	117	44
2022	61	.293	1613	363	472	87	11	70	337	240	253	103	<b>31</b>
2023	69	.300	1735	409	522	<b>122</b>	13	63	378	249	237	134	58

\*Season cut short due to COVID-19



## YEARLY TEAM STATISTICS

## PITCHING

Year	W-L-T	SV	ERA	IP	H	R	ER	BB	SO	2B	3B	HR	AVG
1984	41-5-2	0	<b>0.37</b>	341.0	95	30	18	57	441	<b>6</b>	2	4	<b>.091</b>
1985	50-12-2	0	0.45	455.0	172	57	29	124	517	13	7	5	.125
1986	42-7	1	0.46	350.0	136	43	23	66	326	7	5	<b>1</b>	.127
1987	50-14	1	1.47	443.0	228	82	37	119	320	24	4	3	.150
1988	44-14	1	1.26	410.0	257	104	69	122	318	18	16	3	.177
1989	39-14	0	0.91	383.0	219	71	44	89	309	8	7	6	.168
1990	47-16	0	1.59	454.0	208	60	32	76	393	14	9	6	.136
1991	62-12	5	1.86	514.0	271	91	58	127	558	26	10	2	.162
1992	63-9	0	1.70	490.0	235	64	42	134	448	10	8	<b>1</b>	.141
1993	52-9	1	0.46	426.2	234	50	28	97	333	12	7	4	.159
1994	50-19	4	1.23	472.2	314	121	83	137	354	36	29	14	.187
1995	58-15	4	1.53	495.0	327	138	108	172	382	42	8	15	.199
1996	51-21	1	1.47	495.0	370	148	104	143	373	36	4	13	.204
1997	45-19	1	1.64	449.0	353	140	105	146	<b>164</b>	55	8	23	.203
1998	51-21	0	2.16	496.0	399	165	119	120	246	69	3	17	.214
1999	40-25-1	0	1.59	474.1	361	142	103	120	332	51	3	13	.212
2000	51-27	3	1.69	<b>534.2</b>	<b>442</b>	182	129	130	361	71	5	13	.216
2001	58-12	2	0.71	474.1	252	75	48	120	365	32	3	11	.156
2002	55-20	7	1.43	527.2	422	165	108	210	475	58	6	19	.206
2003	46-33	3	0.67	392.2	207	71	48	117	486	29	<b>0</b>	8	.155
2004	62-12	2	0.62	498.1	229	76	44	106	672	27	3	6	.131
2005	35-28	3	1.81	432.1	349	166	166	<b>229</b>	493	63	5	12	.218
2006	44-30	5	2.71	496.1	433	<b>256</b>	<b>192</b>	202	415	69	5	47	.230
2007	44-25	4	1.97	468.0	346	176	132	165	431	55	13	22	.204
2008	38-28	2	2.32	437.2	358	196	145	167	494	43	8	23	.218
2009	44-16	2	1.16	421.1	267	93	70	93	550	42	2	17	.243
2010	44-18	3	1.92	419.0	289	144	115	134	544	41	5	33	.189
2011	32-28	3	2.66	399.1	380	209	152	174	370	60	5	33	.246
2012	47-16	10	1.53	425.2	299	127	93	98	380	58	7	8	.192
2013	44-19	5	1.82	408.0	297	146	106	108	461	55	4	20	.194
2014	55-9	6	1.53	421.2	315	131	92	134	434	40	1	17	.200
2015	49-14	6	1.83	420.1	257	145	110	173	465	37	4	25	.170
2016	55-10	3	2.23	423.0	350	166	135	112	371	53	10	32	.218
2017	55-8-1	8	1.47	418.1	304	118	88	93	417	43	2	15	.198
2018	58-12	5	1.50	463.0	299	123	99	127	475	56	4	23	.182
2019	55-10	5	1.87	412.1	323	135	110	101	378	53	11	26	.210
2020	17-7	2	2.34	155.2	125	64	52	39	124	34	3	11	.218
2021	49-13-1	4	1.82	422.2	302	129	110	112	382	41	4	34	.198
2022	54-7	7	2.07	420.0	304	148	124	114	374	45	7	39	.199
2023	58-11	<b>18</b>	1.65	445.1	317	149	105	131	355	45	4	26	.194

# ALL-TIME POSTSEASON RESULTS

**1986 SOUTH REGIONAL**

Ruston, Louisiana

OPPONENT	FSU	OPP	W-L
Louisiana Tech	0	4	L
Louisiana Tech	0	1	L

**1987 SOUTH REGIONAL**

Tallahassee, Florida

OPPONENT	FSU	OPP	W-L
Adelphi	1	0	W
Adelphi	3	1	W

**1987 WOMEN'S COLLEGE WORLD SERIES**

OPPONENT	FSU	OPP	W-L
Cal-State Fullerton	0	4	L
Central Michigan	0	1	L

**1988 SOUTH REGIONAL**

Ruston, Louisiana

OPPONENT	FSU	OPP	W-L
Texas A&M	0	1	L
Louisiana Tech	1	6	L

**1989 SOUTH REGIONAL**

Tallahassee, Florida

OPPONENT	FSU	OPP	W-L
South Carolina	1	2	L
Louisiana Tech	1	3	L

**1990 SOUTH REGIONAL**

Lafayette, Louisiana

OPPONENT	FSU	OPP	W-L
Texas A&M	5	0	W
SW Louisiana	4	3	W
SW Louisiana	2	1	W

**1990 WOMEN'S COLLEGE WORLD SERIES**

OPPONENT	FSU	OPP	W-L
Fresno State	1	0	W
Oklahoma State	1	4	L
UNLV	4	1	W
UCLA	1	3	L

**1991 SOUTH REGIONAL**

Lafayette, Louisiana

OPPONENT	FSU	OPP	W-L
SW Louisiana	1	0	W
Oklahoma State	2	0	W
Oklahoma State	4	3	W

**1991 WOMEN'S COLLEGE WORLD SERIES**

OPPONENT	FSU	OPP	W-L
UCLA	0	1	L
UNLV	1	0	W
Fresno State	0	3	L

**1992 SOUTH REGIONAL**

Lafayette, Louisiana

OPPONENT	FSU	OPP	W-L
SW Louisiana	1	0	W
UNLV	4	0	W
SW Louisiana	1	0	W

**1992 WOMEN'S COLLEGE WORLD SERIES**

OPPONENT	FSU	OPP	W-L
California	0	3	L
UMass	2	4	L

**1993 SOUTH REGIONAL**

Tallahassee, Florida

OPPONENT	FSU	OPP	W-L
Kansas	0	1	L
Iowa	5	3	W
Kansas	5	0	W
Kansas	2	1	W

**1993 WOMEN'S COLLEGE WORLD SERIES**

OPPONENT	FSU	OPP	W-L
Oklahoma State	2	5	L
Connecticut	1	2	L
National Finish - 7th			

**1994 SOUTH REGIONAL**

Stillwater, Oklahoma

OPPONENT	FSU	OPP	W-L
Oklahoma	1	3	L
Providence	1	2	L
National Finish - 9th			

**1995 WEST REGIONAL**

Tucson, Arizona

OPPONENT	FSU	OPP	W-L
Nebraska	1	6	L
Ohio	2	0	W
Nebraska	6	2	W
Arizona	0	15	L
National Finish - No. 11			

**1996 SOUTH REGIONAL**

Tallahassee, Florida

OPPONENT	FSU	OPP	W-L
South Florida	3	1	W
Arizona	6	9	L
South Florida	6	0	W
Arizona	3	10	L
National Finish - No. 13			

**1998 MIDWEST REGIONAL**

Stillwater, Oklahoma

OPPONENT	FSU	OPP	W-L
Oklahoma State	0	4	L
Stanford	0	1	L
National Finish - No. 17			

**2000 WEST REGIONAL**

Los Angeles, California

OPPONENT	FSU	OPP	W-L
Long Beach State	2	0	W
Iowa	4	1	W
UCLA	1	6	L
Iowa	4	2	W
UCLA	1	7	L
National Finish - No. 17			

**2001 TALLAHASSEE REGIONAL**

Tallahassee, Florida

OPPONENT	FSU	OPP	W-L
Bethune-Cookman	6	2	W
Florida	6	2	W
California	0	1	L
Florida Atlantic	2	0	W
California	2	1	W
California	2	3	L
National Finish - No. 15			

**2002 TALLAHASSEE REGIONAL**

Tallahassee, Florida

OPPONENT	FSU	OPP	W-L
Auburn	2	1	W
Georgia Tech	0	7	L
Chattanooga	1	0	W
Georgia Tech	3	2	W
Georgia Tech	6	1	W

**2002 WOMEN'S COLLEGE WORLD SERIES**

OPPONENT	FSU	OPP	W-L
UCLA	2	1	W
California	0	1	L
Nebraska	4	3	W
Arizona	2	6	L
National Finish - No. 4			

**2003 GAINESVILLE REGIONAL**

Gainesville, Florida

OPPONENT	FSU	OPP	W-L
Texas-Arlington	0	1	L
Oregon State	1	2	L
National Finish - No. 19			

**2004 TALLAHASSEE REGIONAL**

Tallahassee, Florida

OPPONENT	FSU	OPP	W-L
Long Island	4	0	W
Cal State Northridge	1	0	W
Oregon	5	4	W
Oregon	0	1	L
Oregon	2	0	W

**2004 WOMEN'S COLLEGE WORLD SERIES**

OPPONENT	FSU	OPP	W-L
California	2	4	L
Washington	2	0	W
LSU	1	2	L
National Finish - No. 5			

**2005 AUBURN REGIONAL**

Auburn, Alabama

OPPONENT	FSU	OPP	W-L
Auburn	5	0	W
Baylor	5	9	L
Auburn	2	0	W
Baylor	3	5	L

**2006 ATHENS REGIONAL**

Athens, Georgia

OPPONENT	FSU	OPP	W-L
Coastal Carolina	7	2	W
Georgia	3	2	W
Georgia	1	3	L
Georgia	2	0	W

**2006 NCAA SUPER REGIONAL**

Tempe, Arizona

OPPONENT	FSU	OPP	W-L
Arizona State	1	6	L
Arizona State	1	5	L
National Finish - No. 25			

**2007 TUSCALOOSA REGIONAL**

Tuscaloosa, Alabama

OPPONENT	FSU	OPP	W-L
California	6	13	L
Alabama	3	6	L

**2008 TUSCALOOSA REGIONAL**

Tuscaloosa, Alabama

OPPONENT	FSU	OPP	W-L
Jacksonville State	3	4	L
Chattanooga	5	3	W
Jacksonville State	1	10	L

**2009 TALLAHASSEE REGIONAL**

Tallahassee, Florida

OPPONENT	FSU	OPP	W-L
Oklahoma State	0	1	L
Mississippi State	5	0	W
Oklahoma State	0	1	L
National Finish - No. 22			

**2010 ATHENS REGIONAL**

Athens, Georgia

OPPONENT	FSU	OPP	W-L
Radford	10	1	W
Georgia	2	5	L
Radford	2	3	L

**2011 ATHENS REGIONAL**

Athens, Georgia

OPPONENT	FSU	OPP	W-L
UAB	0	2	L
Georgia State	6	1	W
UAB	13	1	W
Georgia	2	10	L

**2012 LOS ANGELES REGIONAL**

Los Angeles, California

OPPONENT	FSU	OPP	W-L
San Diego State	0	1	L
UCLA	2	1	W
San Diego State	0	1	L

**2013 MOBILE REGIONAL**

Mobile, Alabama

OPPONENT	FSU	OPP	W-L
Mississippi State	5	2	W
South Alabama	2	1	W
South Alabama	0	3	L
South Alabama	7	6	W

**2013 NCAA SUPER REGIONAL**

Austin, Texas

OPPONENT	FSU	OPP	W-L
Texas	2	3	L
Texas	0	4	L
National Finish - No. 15			

**2014 TALLAHASSEE REGIONAL**

Tallahassee, Florida

OPPONENT	FSU	OPP	W-L
Fordham	6	1	W
USF	2	0	W
USF	2	1	W

**2014 NCAA SUPER REGIONAL**

Tallahassee, Florida

OPPONENT	FSU	OPP	W-L
Michigan	3	17	L
Michigan	6	0	W
Michigan	4	2	W

**2014 WOMEN'S COLLEGE WORLD SERIES**

Oklahoma City, Oklahoma

OPPONENT	FSU	OPP	W-L
Oregon	0	3	L
Baylor	2	7	L
National Finish - No. 7			

**2015 TALLAHASSEE REGIONAL**

Tallahassee, Florida

OPPONENT	FSU	OPP	W-L
Dartmouth	5	1	W
UCF	2	1	W
UCF	5	0	W

**2015 KNOXVILLE SUPER REGIONAL**

Knoxville, Tennessee

OPPONENT	FSU	OPP	W-L
Tennessee	2	3	L
Tennessee	6	1	W
Tennessee	1	2	L
National Finish - No. 10			

**2016 TALLAHASSEE REGIONAL**

Tallahassee, Florida

OPPONENT	FSU	OPP	W-L
Florida A&M	1	0	W
South Carolina	4	0	W
South Carolina	2	1	W

**2016 TALLAHASSEE SUPER REGIONAL**

Tallahassee, Florida

OPPONENT	FSU	OPP	W-L
Utah	6	2	W
Utah	3	0	W

**2016 WOMEN'S COLLEGE WORLD SERIES**

Oklahoma City, Oklahoma

OPPONENT	FSU	OPP	W-L
----------	-----	-----	-----





## YEAR-BY-YEAR RESULTS

## 1978 • (46-9)

Date	Opponent	Result	Score
Mar. 10	Lake City CC	W	10-8
Mar. 10	Florida AGM	W	15-3
Mar. 11	Central CC	W	15-0
Mar. 11	Florida AGM	W	11-1
Mar. 15	at Central CC	W	17-1
Mar. 15	at Central CC	W	17-3
Mar. 16	vs. Florida	W	6-2
Mar. 16	vs. Miami	W	18-1
Mar. 17	vs. FIU	W	5-2
Mar. 17	vs. West Palm JC	W	8-3
Mar. 18	vs. Florida	W	5-2
Mar. 20	Florida Tech	L	3-8
Mar. 20	Florida Tech	W	10-5
Mar. 20	Florida	W	4-0
Mar. 22	USF	L	4-5
Mar. 29	at Jacksonville	W	20-0
Mar. 29	at Jacksonville	W	6-0
Mar. 31	vs. Florida	W	10-1
Mar. 31	vs. Florida Tech	W	5-1
Apr. 1	vs. Flagler College	L	0-5
Apr. 1	vs. Florida Tech	L	0-4
Apr. 3	Florida	W	1-0
Apr. 3	Florida	W	4-0
Apr. 4	at Lake City CC	W	11-6
Apr. 4	at Lake City CC	W	10-2
Apr. 7	vs. USF	W	10-4
Apr. 7	vs. Lake City CC	W	1-0
Apr. 8	at Flagler College	W	12-11
Apr. 8	vs. Florida	W	8-2
Apr. 11	Jacksonville	W	4-2
Apr. 11	Jacksonville	W	2-1
Apr. 14	vs. USF	L	2-3
Apr. 14	vs. Stetson	W	9-1
Apr. 15	vs. FIU	W	4-3
Apr. 15	at Florida	W	8-1
Apr. 16	vs. Florida Tech	L	1-7
Apr. 17	at Florida	W	4-1
Apr. 17	at Florida	W	6-4
Apr. 20	vs. Stetson	W	11-0
Apr. 20	vs. USF	W	3-2
Apr. 21	vs. Florida Tech	W	10-9
Apr. 21	vs. Florida Tech	W	7-4
Apr. 24	Auburn	W	4-2
Apr. 24	Auburn	W	6-1
May 4	Armstrong St	W	4-0
May 4	Southern Miss	W	9-1
May 4	Delta State	L	4-5
May 4	FIU	W	3-0
May 5	Delta State	W	5-2
May 5	USF	L	3-6
May 5	Armstrong St	W	10-3
May 5	Delta State	W	8-3
May 6	USF	W	5-1
May 6	Florida	W	1-0
May 6	Florida	L	2-4

## 1979 • (26-15)

Date	Opponent	Result	Score
Feb. 27	Chipola CC	W	3-1
Feb. 27	Florida AGM	W	11-1
Mar. 8	at Chipola CC	L	1-5
Mar. 8	at Chipola CC	L	6-7
Mar. 21	at Brevard CC	W	4-3
Mar. 21	at Brevard CC	W	14-0
Mar. 23	vs. Broward No CC	W	15-2
Mar. 23	vs. Dade South CC	L	1-2
Mar. 24	vs. Miami	W	3-1
Mar. 24	at Dade North CC	L	3-4
Mar. 27	at Jacksonville	W	10-0
Mar. 27	vs. Florida	L	0-2
Mar. 30	vs. Florida AGM	W	7-2
Mar. 30	at USF	W	6-2
Mar. 31	vs. Florida	L	1-4
Mar. 31	at USF	L	0-1
Apr. 2	Lake City CC	W	3-1
Apr. 2	Lake City CC	W	4-3
Apr. 6	vs. Florida AGM	W	5-0
Apr. 6	at Flagler College	L	8-10
Apr. 6	vs. UCF	W	8-1
Apr. 6	vs. Jacksonville	W	4-3
Apr. 6	vs. Lake City CC	L	1-4
Apr. 12	at Lake City CC	W	5-3
Apr. 12	at Lake City CC	L	0-2
Apr. 13	vs. Dade North CC	W	15-0
Apr. 14	at Florida	L	0-5
Apr. 14	vs. Lake City CC	L	0-7
Apr. 16	at Jacksonville	W	2-1
Apr. 16	at Jacksonville	W	10-3
Apr. 17	at Florida	W	2-0
Apr. 17	at Florida	L	1-2
Apr. 19	vs. Flagler College	W	14-2
Apr. 20	vs. Florida	W	3-2
Apr. 20	vs. USF	W	6-5
Apr. 21	vs. Florida	W	7-3
May 3	Southern Miss	W	2-1
May 4	Delta State	W	13-8
May 4	Florida	L	3-9
May 5	Delta State	W	6-1
May 5	Florida	L	1-9

## 1980 • (37-10)

Date	Opponent	Result	Score
Feb. 28	at N. Florida JC	L	1-2
Feb. 28	at N. Florida JC	W	5-4
Mar. 4	vs. UCF	W	5-1
Mar. 4	at Florida	L	0-2
Mar. 6	Brevard CC	W	11-0
Mar. 6	Brevard CC	W	4-1
Mar. 14	vs. Florida AGM	W	10-2
Mar. 14	vs. Florida JC	W	5-1
Mar. 16	vs. Flagler College	W	11-0
Mar. 16	vs. Lake City CC	W	6-5
Mar. 16	at Florida	W	5-4
Mar. 16	vs. Lake City CC	L	2-3
Mar. 21	at USF	W	1-0
Mar. 21	at USF	W	5-1
Mar. 22	at USF	W	7-3
Mar. 22	at UCF	L	8-9
Mar. 23	vs. FI. Southern	W	9-3
Mar. 23	vs. Florida	L	3-5
Mar. 25	Florida	W	5-4
Mar. 25	Florida AGM	W	10-5
Mar. 28	vs. Stetson	W	14-2
Mar. 28	vs. FIU	W	11-1
Mar. 28	vs. Florida	W	4-2
Apr. 1	at Flagler College	W	5-2
Apr. 1	at Flagler College	W	17-4
Apr. 8	Chipola CC	W	10-0
Apr. 8	Lake City CC	L	1-3
Apr. 11	vs. Appalachian St	W	23-1
Apr. 11	vs. N. Kentucky	W	15-4
Apr. 12	vs. Florida	L	1-7
Apr. 12	at NC State	W	7-4
Apr. 12	vs. Florida	L	0-5
Apr. 14	at Chipola CC	W	11-3
Apr. 14	at Chipola CC	W	11-3
Apr. 17	vs. Miami	W	22-4
Apr. 18	at USF	W	11-1
Apr. 18	vs. UCF	W	3-2
Apr. 19	vs. Florida	W	3-2
Apr. 22	N. Florida JC	W	4-2
Apr. 22	N. Florida JC	W	2-1
Apr. 28	vs. Auburn	W	4-3
Apr. 28	vs. Auburn	W	10-7
May 1	vs. W. GA College	W	3-0
May 1	vs. Auburn	W	20-11
May 2	vs. Florida	L	0-1
May 2	vs. Auburn	W	10-3
May 3	vs. Florida	L	0-4

## 1981 • (54-7)

AIAW National Champs			
Date	Opponent	Result	Score
Mar. 4	at Chipola CC	W	12-0
Mar. 4	at Chipola CC	W	12-0
Mar. 6	vs. Auburn	W	5-1
Mar. 6	vs. East Carolina	W	9-2
Mar. 6	vs. Florida AGM	W	11-0
Mar. 7	at Florida	W	3-0
Mar. 7	at Florida	L	3-4
Mar. 7	at Florida	W	5-2
Mar. 11	Lake City CC	W	4-3
Mar. 13	at Miami Dade N. JC	W	5-0
Mar. 13	vs. Miami	W	9-0
Mar. 13	vs. Florida	W	5-0
Mar. 13	vs. Broward Cen. CC	L	2-3
Mar. 14	vs. Palm Beach JC	W	4-0
Mar. 14	vs. USF	W	2-0
Mar. 23	vs. FIU	W	7-0
Mar. 24	at Flagler College	W	16-0
Mar. 24	at Flagler College	W	13-0
Mar. 25	at Edward Waters	W	21-2
Mar. 25	at Edward Waters	W	10-0
Mar. 26	at USF	W	7-5
Mar. 27	vs. Stetson	W	9-0
Mar. 27	vs. FIU	W	9-2
Mar. 27	vs. Florida	L	1-5
Mar. 28	at USF	W	5-1
Mar. 28	vs. Florida	L	2-5
Mar. 31	at Florida	L	2-9
Mar. 31	vs. Jacksonville	W	5-0
Apr. 3	vs. Georgia State	W	14-2
Apr. 3	vs. Georgia SW	W	9-1
Apr. 3	vs. Valdosta State	W	16-5
Apr. 4	vs. Georgia Southern	W	4-3
Apr. 4	vs. Georgia State	W	17-2
Apr. 4	at Georgia Tech	W	12-2
Apr. 4	vs. Armstrong State	W	17-4
Apr. 6	at Lake City CC	W	16-2
Apr. 7	Flagler College	W	11-2
Apr. 7	Flagler College	W	5-0
Apr. 8	Edward Waters	W	15-0
Apr. 8	Edward Waters	W	8-0
Apr. 10	vs. Western Carolina	W	1-0
Apr. 10	at NC State	W	3-2
Apr. 10	vs. East Carolina	W	12-0
Apr. 11	vs. East Carolina	L	4-9
Apr. 11	vs. East Carolina	L	2-5
Apr. 16	Florida AGM	W	7-1
Apr. 16	Florida	W	5-1
Apr. 20	Chipola CC	W	14-1
Apr. 20	Chipola CC	W	15-1
Apr. 23	vs. Eckerd College	W	14-3
Apr. 24	at USF	W	5-1
Apr. 24	vs. Florida	W	4-3
Apr. 25	at USF	W	5-0
May 1	vs. Livingston St.	W	15-2
May 2	vs. Georgia Southern	W	16-0
May 2	vs. USF	W	9-5
May 2	vs. USF	W	8-4
May 14	vs. Western Carolina	W	13-9
May 15	at NC State	W	4-3
May 15	vs. East Carolina	W	12-3
May 16	vs. North Carolina	W	4-1

# YEAR-BY-YEAR RESULTS

## 1982 • (56-10)

### AIAW National Champs

Date	Opponent	Result	Score
Mar. 2	Florida A&M	W	13-4
Mar. 5	Florida A&M	W	9-0
Mar. 6	vs. Brevard CC	W	6-0
Mar. 6	vs. USF	W	3-0
Mar. 6	at Florida	W	3-0
Mar. 9	at Florida	W	6-5
Mar. 9	at Chipola CC	W 15-0	
Mar. 9	at Chipola CC	W	15-0
Mar. 9	at Chipola JC	W	8-2
Mar. 11	USF	W	3-0
Mar. 12	Pensacola CC	W	9-3
Mar. 12	Mississippi	W	8-1
Mar. 12	Valencia CC	W	15-0
Mar. 13	Florida	L	2-4
Mar. 13	Lake City CC	L	5-7
Mar. 13	East Carolina	L	2-8
Mar. 16	at Florida A&M	W	12-11
Mar. 16	at Florida A&M	W	12-4
Mar. 18	Georgia State	W	15-0
Mar. 18	Georgia State	W	17-0
Mar. 19	vs. Wilmington Coll.	W	10-2
Mar. 19	vs. Jacksonville	W	11-8
Mar. 19	vs. Fort Valley St.	W	30-5
Mar. 20	vs. Pensacola CC	W	9-0
Mar. 20	vs. Jacksonville	W	11-3
Mar. 20	vs. Lake City CC	W	11-10
Mar. 25	at USF	L	0-6
Mar. 26	vs. FIU	W	8-7
Mar. 26	vs. Palm Beach CC	W	5-4
Mar. 26	vs. Florida	L	11-12
Mar. 27	at USF	W	16-9
Mar. 27	vs. Florida	W	8-1
Mar. 27	vs. Florida	W	6-1
Mar. 30	vs. Jacksonville	W	9-2
Mar. 30	at Florida	L	0-14
Apr. 3	vs. Georgia Southern	W	39-5
Apr. 3	vs. USF	W	16-14
Apr. 3	vs. Florida	W	15-4
Apr. 4	vs. Florida	L	2-3
Apr. 4	vs. Florida	L	2-11
Apr. 7	Pensacola CC	W	9-3
Apr. 7	Lake City CC	W	8-4
Apr. 9	vs. East Carolina	W	5-0
Apr. 9	vs. North Carolina	W	11-0
Apr. 9	vs. N. Kentucky	W	6-0
Apr. 10	at NC State	W	6-0
Apr. 14	Chipola CC	W	15-0
Apr. 14	Chipola CC	W	17-0
Apr. 15	Florida	W	4-3
Apr. 15	Florida A&M	W	19-5
Apr. 19	at Lake City CC	W	15-6
Apr. 19	at Lake City CC	W	7-6
Apr. 23	vs. Stetson	W	19-1
Apr. 23	vs. FIU	W	9-1
Apr. 24	vs. Florida	L	1-2
Apr. 24	at USF	W	6-5
Apr. 25	vs. Florida	W	5-1
Apr. 25	vs. Florida	W	9-8
Apr. 30	Columbus College	W	12-0
Apr. 30	Miss. U for W	W	10-1
Apr. 30	USF	W	9-1
May 1	USF	L	1-2
May 1	USF	W	5-2
May 13	vs. Georgia Southern	W	10-0
May 14	vs. USF	W	17-2
May 15	vs. UNC-Charlotte	W	19-4
May 15	vs. Florida	W	9-4

## 1983 • (46-11)

Date	Opponent	Result	Score
Feb. 22	at West Florida	W	10-4
Feb. 22	at West Florida	W	10-9
Mar. 2	Lake City CC	W	2-1
Mar. 2	Lake City CC	L	3-4
Mar. 4	vs. West Florida	W	3-1
Mar. 4	vs. Jacksonville	W	5-2
Mar. 4	vs. Pensacola CC	W	3-2
Mar. 5	at Florida	W	5-1
Mar. 5	at Florida	W	5-0
Mar. 9	Florida Atlantic	W	16-0
Mar. 9	Florida Atlantic	W	10-4
Mar. 11	Campbell	W	19-2
Mar. 11	East Carolina	W	14-8
Mar. 11	Miami Dade N. CC	W	8-1
Mar. 11	West Florida	W	17-4
Mar. 12	Jacksonville	W	15-1
Mar. 12	Lake City CC	W	3-1
Mar. 18	vs. Armstrong State	W	9-2
Mar. 18	vs. Edison	W	4-1
Mar. 19	vs. USF	L	0-2
Mar. 19	vs. Lake City CC	L	0-1
Mar. 21	Cleveland State	W	14-2
Mar. 21	Cleveland State	W	2-0
Mar. 22	Florida A&M	W	14-2
Mar. 22	Florida A&M	W	7-6
Mar. 24	at USF	W	2-0
Mar. 24	vs. Florida Southern	W	8-0
Mar. 25	vs. Palm Beach CC	W	6-5
Mar. 25	at USF	W	4-2
Mar. 25	vs. Florida	W	3-2
Mar. 26	at USF	L	4-7
Mar. 26	at USF	W	9-0
Mar. 30	at Jacksonville	W	2-0
Mar. 30	at Jacksonville	W	4-2
Apr. 1	Pensacola CC	W	2-1
Apr. 7	at East Carolina	L	0-2
Apr. 7	at East Carolina	W	5-4
Apr. 8	vs. UNC-Charlotte	W	12-0
Apr. 8	at NC State	W	7-1
Apr. 9	vs. Cleveland State	W	5-3
Apr. 9	vs. Northern KY	W	17-1
Apr. 11	Jacksonville	L	0-1
Apr. 11	Jacksonville	W	3-2
Apr. 13	at Florida A&M	W	10-0
Apr. 13	at Florida A&M	W	12-3
Apr. 14	at Lake City CC	L	0-2
Apr. 14	at Lake City CC	W	9-4
Apr. 21	vs. Stetson	W	14-0
Apr. 21	vs. West Florida	W	5-1
Apr. 22	vs. Florida	W	5-2
Apr. 22	vs. Florida	L	7-8
Apr. 23	vs. Florida	L	0-2
--	vs. Northern KY	W	13-4
--	vs. East Carolina	W	3-2
--	vs. Florida	W	8-3
--	vs. USF	L	2-11
--	vs. USF	L	3-4

## 1984 • (41-5-2)

Date	Opponent	Result	Score
Feb. 28	Florida A&M	W	12-0
Feb. 28	Florida A&M	W	9-0
Mar. 2	vs. Stephen F. Austin	L	0-2
Mar. 2	vs. SW Louisiana	W	1-0
Mar. 2	vs. Louisiana Tech	T	0-0
Mar. 3	vs. Texas A&M	L	2-6
Mar. 3	vs. Baylor	L	2-3
Mar. 6	at NE Louisiana	T	0-0
Mar. 7	at Grambling	W	7-0
Mar. 7	at Grambling	W	4-0
Mar. 8	at Mississippi State	W	1-0
Mar. 8	at Mississippi State	W	6-2
Mar. 9	at Miss. U for W	W	3-0
Mar. 9	at Miss. U for W	W	6-2
Mar. 10	at Southern Miss	W	1-0
Mar. 10	at Southern Miss	W	1-0
Mar. 13	St. Louis CC	W	15-0
Mar. 13	St. Louis CC	W	11-1
Mar. 14	East Central College	W	8-0
Mar. 14	East Central College	W	10-0
Mar. 16	Mississippi State	W	5-0
Mar. 16	George Mason	W	5-0
Mar. 17	Florida A&M	W	10-0
Mar. 19	Onondaga CC	W	4-1
Mar. 19	Onondaga CC	W	10-0
Mar. 22	Western Illinois	L	1-3
Mar. 22	Western Illinois	W	3-1
Mar. 23	Rider College	W	10-0
Mar. 23	Rider College	W	4-0
Mar. 24	Saginaw Valley	W	1-0
Mar. 24	Saginaw Valley	W	7-2
Apr. 1	at East Carolina	W	2-0
Apr. 1	at East Carolina	W	3-0
Apr. 2	at North Carolina	W	1-0
Apr. 2	at North Carolina	W	5-0
Apr. 7	vs. Nicholls State	L	1-2
Apr. 7	vs. Southern Miss	W	3-0
Apr. 8	at Miss. U for W	W	2-1
Apr. 12	at Liberty Baptist	W	9-0
Apr. 12	vs. Davis & Elkins	W	9-0
Apr. 13	vs. Radford	W	8-0
Apr. 13	vs. Ohio State	W	5-2
Apr. 14	vs. North Carolina	W	3-1
Apr. 14	vs. Penn State	W	5-0
Apr. 17	at Florida A&M	W	11-1
Apr. 17	at Florida A&M	W	11-0
Apr. 28	at New Orleans	W	9-0
Apr. 28	at New Orleans	W	10-0

## 1985 • (50-12-2)

Date	Opponent	Result	Score
Feb. 23	at USF	W	2-1
Feb. 23	at USF	L	3-4
Feb. 25	at Florida A&M	W	3-0
Feb. 25	at Florida A&M	W	5-0
Feb. 27	Susquehanna	W	11-0
Feb. 27	Susquehanna	W	8-2
Mar. 2	vs. Louisiana Tech	T	0-0
Mar. 2	vs. McNeese State	L	0-4
Mar. 2	vs. Ball State	T	0-0
Mar. 3	vs. Missouri	L	0-1
Mar. 4	Detroit	W	5-0
Mar. 4	Detroit	W	6-1
Mar. 5	Temple	W	2-0
Mar. 5	Temple	W	3-0
Mar. 7	Grambling	W	11-0
Mar. 7	Grambling	W	10-0
Mar. 8	vs. Siginaw Valley	W	6-0
Mar. 9	vs. NE Louisiana	W	1-0
Mar. 10	vs. Grambling	W	7-0
Mar. 11	at Florida A&M	W	3-0
Mar. 12	Quincy College	W	4-2
Mar. 12	Quincy College	W	1-0
Mar. 15	Onondaga CC	W	10-0
Mar. 15	Onondaga CC	W	8-1
Mar. 19	Western Illinois	W	1-0
Mar. 19	Millikin	W	6-0
Mar. 20	Michigan State	W	2-0
Mar. 20	Michigan State	W	5-0
Mar. 21	Bradley	W	2-0
Mar. 21	Bradley	W	3-1
Mar. 22	Furman	W	13-0
Mar. 22	Stetson	W	2-1
Mar. 22	Rutgers	W	4-0
Mar. 23	Toledo	W	3-2
Mar. 23	SW Missouri St.	W	4-3
Mar. 23	Ohio State	W	6-0
Mar. 24	USF	W	2-1
Mar. 24	Bradley	W	1-0
Mar. 25	Ohio State	W	3-2
Mar. 25	Ohio State	W	11-1
Mar. 26	Brown	W	14-0
Mar. 26	Brown	W	14-2
Mar. 29	vs. SW Missouri St.	L	0-1
Mar. 29	vs. Stanford	W	9-1
Mar. 29	vs. Baylor	L	4-5
Mar. 30	vs. Utah State	L	0-2
Mar. 30	vs. New Mexico	W	3-2
Mar. 30	vs. Louisiana Tech	L	1-2
Mar. 31	vs. Texas A&M	L	1-2
Mar. 31	vs. NE Louisiana	W	10-1
Apr. 5	vs. Adelphi	L	0-2
Apr. 5	vs. Louisiana Tech	L	3-4
Apr. 5	vs. Georgia State	W	7-0
Apr. 6	vs. George Mason	W	5-0
Apr. 6	vs. Western Illinois	W	9-0
Apr. 10	Florida A&M	W	1-0
Apr. 10	Florida A&M	W	8-0
Apr. 12	USF	W	2-1
Apr. 13	USF	L	1-2
Apr. 14	South Carolina	L	0-2
Apr. 14	South Carolina	W	2-0
Apr. 19	vs. Stetson	W	4-1
Apr. 19	at USF	W	1-0
Apr. 20	at USF	W	1-0



## YEAR-BY-YEAR RESULTS

## 1986 • (42-7)

NCAA Regional

Date	Opponent	Result	Score
Feb. 18	West Florida	W	5-0
Feb. 18	West Florida	W	6-0
Feb. 22	at USF	W	1-0
Feb. 22	at USF	W	2-1
Mar. 5	Ball State	W	4-0
Mar. 5	Ball State	W	3-2
Mar. 6	Valparaiso	W	5-0
Mar. 6	Valparaiso	W	2-0
Mar. 9	Virginia	W	4-0
Mar. 9	Virginia	L	1-2
Mar. 10	Temple	W	7-0
Mar. 10	Temple	W	2-0
Mar. 11	Limestone	W	4-0
Mar. 11	Limestone	W	1-0
Mar. 13	at Florida Southern	W	7-0
Mar. 13	at Florida Southern	W	2-0
Mar. 17	Maine	W	1-0
Mar. 17	Maine	W	10-0
Mar. 18	Michigan State	W	2-0
Mar. 19	Tennessee Tech	W	8-0
Mar. 19	Tennessee Tech	W	11-1
Mar. 19	Western Illinois	W	11-0
Mar. 21	Toledo	W	4-0
Mar. 21	Florida Southern	W	7-3
Mar. 21	Rutgers	W	3-0
Mar. 22	Nevada- Reno	W	8-1
Mar. 22	Furman	W	3-2
Mar. 23	Mississippi State	W	3-1
Mar. 23	Western Illinois	L	4-6
Mar. 24	Ohio	W	10-0
Mar. 24	Ohio	W	5-1
Mar. 25	Ohio State	W	8-0
Mar. 25	Ohio State	W	3-2
Mar. 27	vs. Oklahoma State	W	3-2
Mar. 27	vs. Utah	L	2-6
Mar. 27	vs. Texas AGM	W	1-0
Mar. 28	vs. St. Mary's	W	2-1
Mar. 28	vs. Sam Houston	W	3-2
Mar. 29	vs. Oklahoma State	W	2-1
Mar. 29	vs. Arizona State	L	0-2
Apr. 8	at West Florida	W	3-0
Apr. 8	at West Florida	W	5-1
Apr. 25	vs. Furman	L	0-1
Apr. 25	vs. East Carolina	W	3-0
Apr. 25	vs. North Carolina	W	1-0
Apr. 26	at South Carolina	W	3-0
Apr. 26	vs. USF	W	3-0

## NCAA South Regional

May 16	at Louisiana Tech	L	0-4
May 18	at Louisiana Tech	L	0-1

## 1987 • (50-14)

College World Series

Date	Opponent	Result	Score
Feb. 20	at Stetson	W	7-0
Feb. 20	at Stetson	L	3-4
Feb. 24	at Florida AGM	W	8-1
Feb. 24	at Florida AGM	W	6-3
Mar. 5	UNC-Wilmington	W	3-1
Mar. 5	UNC-Wilmington	W	2-0
Mar. 8	Virginia	W	7-0
Mar. 8	Virginia	L	2-5
Mar. 9	Limestone	W	6-0
Mar. 9	Limestone	W	11-0
Mar. 10	Temple	L	0-1
Mar. 10	Temple	W	6-3
Mar. 11	East Carolina	W	10-0
Mar. 11	East Carolina	W	2-1
Mar. 13	vs. Eastern Michigan	W	7-1
Mar. 13	vs. Bradley	W	2-0
Mar. 13	vs. Stetson	W	16-0
Mar. 14	vs. Temple	W	5-0
Mar. 14	vs. South Carolina	L	0-4
Mar. 14	vs. Rutgers	W	4-0
Mar. 15	vs. Winthrop	W	8-0
Mar. 15	at USF	L	3-7
Mar. 15	vs. South Carolina	L	0-2
Mar. 17	Miami (OH)	W	3-0
Mar. 17	Miami (OH)	W	3-2
Mar. 19	Tennessee Tech	W	10-0
Mar. 20	Kent State	W	16-0
Mar. 20	Bowling Green	W	4-0
Mar. 21	Southern Miss	W	13-3
Mar. 21	Nicholls State	W	5-0
Mar. 22	Furman	W	1-0
Mar. 22	Toledo	L	0-3
Mar. 23	Toledo	W	9-6
Mar. 23	Toledo	W	8-1
Mar. 25	Bowling Green	W	12-2
Mar. 25	Bowling Green	W	3-1
Mar. 28	Ohio	W	3-0
Mar. 28	Ohio	W	6-2
Apr. 4	at West Florida	W	1-0
Apr. 4	at West Florida	W	4-0
Apr. 10	vs. Furman	W	8-2
Apr. 10	vs. USF	W	5-4
Apr. 10	vs. Nicholls	W	5-1
Apr. 11	vs. George Mason	W	3-0
Apr. 11	at South Carolina	W	1-0
Apr. 12	vs. Louisiana Tech	W	2-1
Apr. 12	vs. Georgia State	W	4-1
Apr. 17	USF	L	0-2
Apr. 17	USF	W	1-0
Apr. 18	South Carolina	W	1-3
Apr. 18	South Carolina	L	0-1
Apr. 19	South Carolina	W	2-1
Apr. 20	Florida AGM	W	17-0
Apr. 20	Florida AGM	W	7-1
Apr. 24	vs. Oklahoma	L	0-1
Apr. 25	at Oklahoma State	L	1-4
Apr. 25	vs. Baylor	W	10-0
Apr. 25	vs. Oklahoma	W	6-1
Apr. 26	vs. Baylor	W	8-1
Apr. 26	at Oklahoma State	W	2-0

## NCAA South Regional

May 15	Adelphi	W	1-0
May 16	Adelphi	W	3-1

## College World Series

May 20	vs. CS-Fullerton	L	0-3
May 21	vs. Central Michigan	L	0-1

## 1988 • (44-14)

NCAA Regional

Date	Opponent	Result	Score
Feb. 20	West Florida	W	1-0
Feb. 20	West Florida	W	1-0
Feb. 25	at Florida AGM	W	14-3
Feb. 25	at Florida AGM	W	11-0
Mar. 5	Eastern Michigan	W	3-1
Mar. 5	Eastern Michigan	W	4-3
Mar. 6	Temple	W	3-0
Mar. 6	Temple	W	2-0
Mar. 7	North Carolina	W	4-2
Mar. 7	North Carolina	W	8-4
Mar. 7	Louisiana Tech	L	0-7
Mar. 7	North Carolina	W	2-1
Mar. 11	vs. Eastern Michigan	W	7-4
Mar. 11	at USF	W	2-1
Mar. 11	vs. Virginia	W	4-0
Mar. 12	vs. Temple	W	4-3
Mar. 12	vs. Okla. City College	W	5-0
Mar. 13	vs. South Carolina	L	1-5
Mar. 13	vs. Central Michigan	W	6-2
Mar. 16	Southern Illinois	W	5-1
Mar. 16	Southern Illinois	L	1-2
Mar. 17	Virginia	W	5-0
Mar. 17	Virginia	W	7-1
Mar. 18	Florida AGM	W	7-0
Mar. 18	NE Louisiana	W	5-1
Mar. 18	Maine	W	1-0
Mar. 19	Northern Illinois	L	3-4
Mar. 19	Miami (OH)	W	5-1
Mar. 19	Furman	W	2-0
Mar. 20	Eastern Illinois	W	2-1
Mar. 20	Northern Illinois	W	2-1
Mar. 21	Eastern Illinois	W	3-2
Mar. 21	Eastern Illinois	W	11-1
Mar. 22	Ohio State	W	6-1
Mar. 22	Ohio State	W	2-1
Mar. 28	Nicholls State	W	1-0
Mar. 29	Nicholls State	W	2-1
Mar. 29	Nicholls State	W	8-3
Apr. 1	vs. Utah	W	3-0
Apr. 1	at South Carolina	L	0-1
Apr. 2	vs. Utah	L	4-8
Apr. 2	at South Carolina	L	1-3
Apr. 9	at USF	W	8-5
Apr. 9	at USF	W	8-1
Apr. 10	Florida AGM	W	3-0
Apr. 10	Florida AGM	W	2-1
Apr. 11	at West Florida	W	5-3
Apr. 11	at West Florida	L	1-2
Apr. 15	vs. Kansas	W	2-1
Apr. 15	at Nebraska	L	0-3
Apr. 16	vs. Kansas	L	2-4
Apr. 16	at Nebraska	L	0-5
Apr. 18	at Creighton	W	4-0
Apr. 18	at Creighton	L	0-2
Apr. 23	Georgia State	W	5-0
Apr. 23	Georgia State	W	2-1

## NCAA South Regional

May 20	vs. Texas AGM	L	0-1
May 21	at Louisiana Tech	L	1-6

## 1989 • (39-14)

NCAA Regional

Date	Opponent	Result	Score
Feb. 26	West Florida	W	3-2
Feb. 26	West Florida	L	1-5
Feb. 28	at Florida AGM	W	11-0
Feb. 28	at Florida AGM	W	4-0
Mar. 4	Eastern Michigan	W	2-0
Mar. 4	Eastern Michigan	W	5-1
Mar. 5	Temple	W	2-1
Mar. 5	Temple	W	8-2
Mar. 6	Virginia	L	4-2
Mar. 6	Virginia	W	5-1
Mar. 7	East Carolina	W	5-0
Mar. 7	East Carolina	W	5-0
Mar. 10	vs. Missouri	W	6-0
Mar. 10	vs. Western Illinois	W	5-2
Mar. 10	vs. New Mexico	W	3-2
Mar. 11	vs. Temple	W	3-1
Mar. 11	vs. Nicholls State	W	3-1
Mar. 11	vs. Arizona State	L	3-7
Mar. 12	vs. Miami (OH)	L	3-4
Mar. 12	vs. Miami (OH)	L	0-1
Mar. 15	Illinois State	W	2-0
Mar. 16	Connecticut	W	3-0
Mar. 17	Miami (OH)	W	5-0
Mar. 17	Southern Illinois	W	4-2
Mar. 18	SW Missouri St	W	14-0
Mar. 18	Stetson	W	6-0
Mar. 19	North Carolina	L	1-2
Mar. 20	Northern Illinois	L	0-3
Mar. 20	Northern Illinois	L	2-5
Mar. 22	USF	W	4-2
Mar. 22	USF	W	8-1
Apr. 11	Florida AGM	W	3-0
Apr. 11	Florida AGM	W	4-1
Apr. 14	at Nebraska	L	0-1
Apr. 14	vs. Kansas	W	3-2
Apr. 14	vs. Arizona State	W	3-2
Apr. 15	vs. Kansas	W	1-0
Apr. 15	at Nebraska	L	2-4
Apr. 21	vs. East Carolina	W	3-0
Apr. 21	vs. Furman	W	5-0
Apr. 21	vs. SW Louisiana	W	4-2
Apr. 21	vs. North Carolina	W	3-1
Apr. 22	vs. USF	W	2-0
Apr. 22	vs. Virginia	W	2-0
Apr. 22	vs. Nicholls State	W	2-0
May 3	at West Florida	W	3-2
May 3	at West Florida	W	3-0
May 5	vs. Louisiana Tech	L	0-1
May 5	at Nicholls State	W	1-0
May 6	at Nicholls State	L	0-2
May 6	vs. Louisiana Tech	L	0-1

## NCAA South Regional

May 19	South Carolina	L	1-2
May 20	Louisiana Tech	L	1-3

# YEAR-BY-YEAR RESULTS

## 1990 • (47-16)

College World Series  
NCAA Semifinalist

Date	Opponent	Result	Score
Feb. 18	West Florida	W	1-0
Feb. 18	West Florida	W	1-0
Feb. 27	at Florida A&M	W	6-2
Feb. 27	at Florida A&M	W	4-0
Mar. 3	Eastern Michigan	W	1-0
Mar. 3	Eastern Michigan	W	1-0
Mar. 3	Michigan	W	1-0
Mar. 4	Michigan	L	2-3
Mar. 7	UNC-Wilmington	W	6-1
Mar. 7	UNC-Wilmington	W	5-0
Mar. 9	vs. Indiana	W	1-2
Mar. 9	vs. Iowa	L	0-5
Mar. 10	vs. Central Michigan	W	1-0
Mar. 10	at USF	W	2-1
Mar. 11	vs. Maine	W	7-0
Mar. 11	vs. Oklahoma	L	0-1
Mar. 12	Southern Illinois	W	4-0
Mar. 13	Virginia	W	1-0
Mar. 13	Virginia	W	5-0
Mar. 14	Indiana	W	1-0
Mar. 14	Indiana	W	2-0
Mar. 15	Connecticut	L	1-3
Mar. 16	Stetson	W	3-2
Mar. 16	SW Louisiana	L	1-2
Mar. 17	Oklahoma	W	3-2
Mar. 17	Adelphi	W	4-0
Mar. 18	Nebraska	W	2-1
Mar. 20	Missouri	L	1-2
Mar. 20	Missouri	L	1-2
Mar. 21	Northern Iowa	L	0-1
Mar. 21	Northern Iowa	W	4-2
Mar. 22	Princeton	W	5-0
Mar. 22	Princeton	W	6-0
Mar. 24	Georgia State	W	2-0
Mar. 24	Georgia State	W	8-0
Mar. 30	vs. Southern Miss	W	4-0
Mar. 30	vs. Georgia Tech	W	10-0
Mar. 30	vs. Wichita State	W	1-0
Mar. 31	vs. Austin Peay	W	5-1
Mar. 31	vs. Michigan State	W	2-0
Mar. 31	vs. Georgia State	L	0-1
Apr. 2	at USF	W	4-1
Apr. 2	at USF	W	2-0
Apr. 13	vs. Stephen F. Austin	W	5-2
Apr. 13	vs. Sam Houston	L	0-2
Apr. 14	vs. Oklahoma State	L	1-2
Apr. 14	vs. Texas AGM	W	3-1
Apr. 15	vs. Texas-Arlington	L	0-2
Apr. 20	vs. Southern Miss	W	11-0
Apr. 21	vs. North Carolina	W	1-0
Apr. 22	vs. East Carolina	W	7-2
Apr. 29	South Carolina	L	0-2
Apr. 29	South Carolina	W	3-0
Apr. 30	Florida A&M	W	10-0
Apr. 30	Florida A&M	W	2-0
May 2	at West Florida	W	2-0
May 2	at West Florida	W	6-0
NCAA South Regional			
May 18	vs. Texas AGM	W	5-0
May 18	at SW Louisiana	W	4-3
May 19	at SW Louisiana	W	2-1
College World Series			
May 23	vs. Fresno State	W	1-0
May 24	vs. Oklahoma State	L	1-4
May 24	vs. UNLV	W	4-1
May 25	vs. UCLA	L	0-3

## 1991 • (62-12)

College World Series

Date	Opponent	Result	Score
Feb. 14	vs. California	L	0-4
Feb. 14	vs. New Mexico	W	9-1
Feb. 15	vs. UCLA	L	2-5
Feb. 15	vs. Sacramento State	W	4-0
Feb. 16	vs. Pacific	W	4-3
Feb. 16	at Arizona	L	0-8
Feb. 17	vs. CS-Northridge	L	0-1
Feb. 23	West Florida	W	4-3
Feb. 23	West Florida	L	0-5
Feb. 24	at Georgia Southern	W	6-2
Feb. 24	at Georgia Southern	W	5-1
Feb. 26	at Florida A&M	W	8-0
Feb. 26	at Florida A&M	W	4-0
Mar. 2	at USF	W	2-0
Mar. 2	at USF	L	0-2
Mar. 4	Ball State	W	5-0
Mar. 6	Samford	W	2-1
Mar. 6	Samford	W	6-0
Mar. 8	vs. Detroit	W	9-0
Mar. 8	vs. Western Illinois	W	2-1
Mar. 8	vs. Indiana	W	3-1
Mar. 9	vs. Winthrop	W	4-1
Mar. 9	vs. Eastern Michigan	W	1-0
Mar. 10	vs. Oklahoma	W	7-1
Mar. 10	vs. South Carolina	L	3-4
Mar. 12	Connecticut	W	2-1
Mar. 12	Connecticut	W	1-0
Mar. 13	Virginia	W	9-1
Mar. 13	Virginia	W	2-1
Mar. 14	Creighton	W	3-2
Mar. 15	Miami (OH)	W	2-0
Mar. 15	East Carolina	W	13-0
Mar. 16	Western Illinois	W	2-1
Mar. 16	Rhode Island	W	6-0
Mar. 17	Winthrop	W	2-0
Mar. 17	Indiana	W	6-2
Mar. 18	Bradley	W	2-0
Mar. 20	Northern Iowa	W	3-1
Mar. 20	Northern Iowa	W	2-1
Mar. 21	Miami (OH)	L	0-8
Mar. 21	Miami (OH)	W	5-1
Mar. 27	Drexel	W	2-0
Mar. 27	Drexel	W	7-1
Mar. 28	Bowling Green	W	2-0
Mar. 28	Bowling Green	W	9-0
Mar. 30	vs. Dayton	W	3-0
Mar. 30	vs. Toledo	W	1-0
Mar. 30	vs. Northwestern	W	2-0
Mar. 31	vs. USF	W	6-5
Mar. 31	vs. Samford	W	4-0
Mar. 31	vs. North Carolina	W	5-0
Mar. 31	vs. South Carolina	W	4-1
Apr. 5	vs. Notre Dame	W	7-0
Apr. 5	vs. USF	W	2-0
Apr. 6	vs. Winthrop	W	4-1
Apr. 6	vs. SW Louisiana	W	3-0
Apr. 8	Georgia Southern	W	4-0
Apr. 8	Georgia Southern	W	9-1
Apr. 9	Florida A&M	W	7-1
Apr. 9	Florida A&M	W	11-1
Apr. 19	vs. Virginia	L	1-2
Apr. 20	vs. Eastern Michigan	W	3-2
Apr. 21	vs. Virginia	L	0-2
May 1	at West Florida	W	1-0
May 1	at West Florida	W	7-0
May 3	vs. Connecticut	W	2-0
May 4	vs. Princeton	W	4-3
May 5	at Massachusetts	W	2-0
NCAA South Regional			
May 17	at SW Louisiana	W	1-0
May 17	vs. Oklahoma State	W	2-0
May 18	vs. Oklahoma State	W	4-3
College World Series			
May 22	vs. UCLA	L	0-1
May 23	vs. UNLV	W	3-1
May 24	vs. Fresno State	L	0-3

## 1992 • (63-9, 4-2 ACC)

ACC Champions  
College World Series

Date	Opponent	Result	Score
Feb. 9	Samford	W	10-0
Feb. 9	Samford	W	7-0
Feb. 16	at Florida A&M	W	12-0
Feb. 16	at Florida A&M	W	10-0
Feb. 23	West Florida	W	2-0
Feb. 23	West Florida	W	2-0
Mar. 1	at Georgia Southern	W	8-0
Mar. 1	at Georgia Southern	W	13-3
Mar. 3	Northwestern	W	10-0
Mar. 3	Northwestern	W	1-0
Mar. 7	vs. Ball State	W	2-0
Mar. 7	vs. Ball State	W	9-0
Mar. 8	at USF	W	5-1
Mar. 8	at USF	W	3-0
Mar. 10	Robert Morris	W	1-0
Mar. 10	Robert Morris	W	14-1
Mar. 13	vs. Adelphi	W	12-2
Mar. 13	vs. Penn State	W	7-0
Mar. 14	vs. Samford	W	4-3
Mar. 14	vs. Virginia*	W	10-0
Mar. 14	vs. Hofstra	W	14-4
Mar. 15	vs. North Carolina*	W	12-1
Mar. 15	vs. Oklahoma City	W	2-1
Mar. 17	Rutgers	W	1-0
Mar. 17	Rutgers	W	8-4
Mar. 18	Virginia*	L	0-1
Mar. 18	Virginia*	W	5-2
Mar. 19	Miami (OH)	L	0-2
Mar. 19	Northern Iowa	W	2-0
Mar. 20	Bradley	W	3-2
Mar. 20	Princeton	W	7-0
Mar. 20	Bowling Green	W	4-0
Mar. 21	Adelphi	W	5-0
Mar. 21	USF	W	1-0
Mar. 22	Kent State	W	6-0
Mar. 22	Princeton	W	2-1
Mar. 23	Drexel	W	3-0
Mar. 23	Drexel	W	4-0
Mar. 24	Kent State	W	2-1
Mar. 24	Kent State	W	8-0
Mar. 26	at CS-Fullerton	L	4-5
Mar. 26	vs. Missouri	L	1-2
Mar. 27	vs. Ohio State	W	1-0
Mar. 27	vs. Arizona	L	0-2
Mar. 28	vs. Illinois State	W	7-2
Mar. 29	vs. Oklahoma State	L	0-3
Apr. 6	Georgia Southern	W	6-0
Apr. 6	Georgia Southern	W	2-0
Apr. 7	Florida A&M	W	7-0
Apr. 7	Florida A&M	W	6-0
Apr. 10	vs. UNC-Wilmington	W	7-1
Apr. 10	at North Carolina*	L	0-1
Apr. 11	vs. Winthrop	W	3-1
Apr. 11	vs. Georgia Tech*	W	10-0
Apr. 12	vs. East Carolina	W	5-2
Apr. 12	vs. South Carolina	W	3-2
ACC Championship			
Apr. 17	Georgia Tech	W	6-0
Apr. 17	North Carolina	W	11-0
Apr. 18	Virginia	W	11-1
NCAA Regional			
Apr. 25	South Carolina	W	2-0
Apr. 25	South Carolina	W	6-0
Apr. 26	South Carolina	W	2-0
Apr. 27	at West Florida	W	6-0
Apr. 27	at West Florida	W	11-2
May 2	vs. Connecticut	W	1-0
May 2	vs. Massachusetts	W	3-1
May 3	at Connecticut	W	4-3
College World Series			
May 16	at SW Louisiana	W	1-0
May 16	vs. UNLV	W	4-0
May 16	at SW Louisiana	W	1-0
College World Series			
May 21	vs. California	L	0-3
May 22	vs. Massachusetts	L	2-4

## 1993 • (52-9, 4-0 ACC)

ACC Champions  
College World Series

Date	Opponent	Result	Score
Feb. 13	Samford	W	3-1
Feb. 13	Samford	W	8-4
Feb. 20	West Florida	W	6-1
Feb. 20	West Florida	W	3-1
Feb. 22	at Florida A&M	W	7-0
Feb. 27	Mercer	W	5-0
Feb. 27	Mercer	W	7-0
Feb. 28	USF	W	10-0
Feb. 28	USF	W	7-0
Mar. 6	at Georgia Tech*	W	3-0
Mar. 6	at Georgia Tech*	W	2-0
Mar. 9	at Florida A&M	W	10-0
Mar. 12	vs. Central Michigan	W	5-0
Mar. 12	vs. Georgia Southern	W	6-0
Mar. 13	vs. Hofstra	W	6-0
Mar. 14	vs. Iowa	W	3-0
Mar. 16	Connecticut	W	1-0
Mar. 16	Connecticut	W	8-0
Mar. 18	Northern Iowa	W	7-0
Mar. 19	Drake	W	6-0
Mar. 19	Georgia State	W	1-0
Mar. 19	SW Louisiana	L	1-2
Mar. 20	Rhode Island	W	10-0
Mar. 20	Eastern Illinois	W	7-2
Mar. 20	Virginia*	W	7-0
Mar. 21	Southern Illinois	W	1-0
Mar. 21	SW Louisiana	W	2-1
Mar. 22	Toledo	W	11-0
Mar. 22	Toledo	W	4-0
Mar. 25	vs. Fresno State	L	1-2
Mar. 25	vs. Cal Poly	W	1-0
Mar. 26	vs. Minnesota	W	3-1
Mar. 27	vs. Utah	L	2-3
Mar. 28	at CS-Fullerton	W	4-1
Apr. 6	Florida A&M	W	10-0
Apr. 6	Florida A&M	W	4-1
Apr. 9	vs. UNC-Wilmington	W	12-0
Apr. 9	vs. Virginia*	W	3-2
Apr. 10	vs. Coastal Carolina	W	8-0
Apr. 10	vs. Hofstra	W	10-2
Apr. 11	vs. Coastal Carolina	W	9-1
Apr. 11	vs. East Carolina	W	13-0
ACC Championship			
Apr. 16	Georgia Tech	W	12-0
Apr. 16	Virginia	L	0-1
Apr. 16	Georgia Tech	W	11-0
Apr. 17	Virginia	W	2-0
Apr. 17	Virginia	W	4-2
NCAA Regional			
Apr. 24	at South Carolina	L	4-6
Apr. 24	at South Carolina	W	7-0
Apr. 25	at South Carolina	W	8-0
May 1	vs. Connecticut	L	1-4
May 1	vs. USF	W	1-0
May 2	at Massachusetts	W	5-0
May 4	at West Florida	W	5-0
May 4	at West Florida	W	7-0
College World Series			
May 27	vs. Oklahoma State	L	2-5
May 28	vs. Connecticut	L	1-2



## YEAR-BY-YEAR RESULTS

## 1994 • (50-19, 9-2 ACC)

## NCAA Regional

Date	Opponent	Result	Score
Feb. 12	Mercer	W	9-3
Feb. 12	Mercer	W	6-0
Feb. 13	UNC-Charlotte	W	4-0
Feb. 13	UNC-Charlotte	W	7-1
Feb. 17	Georgia Southern	W	10-0
Feb. 17	Georgia Southern	W	8-0
Feb. 19	West Florida	W	10-0
Feb. 19	West Florida	W	5-0
Feb. 21	at Florida AGM	W	3-0
Feb. 26	Stetson	W	7-0
Feb. 26	Stetson	W	5-0
Feb. 28	at Mercer	W	6-0
Feb. 28	at Mercer	W	5-0
Mar. 2	Florida AGM	W	8-0
Mar. 5	South Carolina	L	2-3
Mar. 5	South Carolina	W	3-1
Mar. 6	Georgia Tech*	W	6-1
Mar. 6	Georgia Tech*	W	2-1
Mar. 11	vs. Robert Morris	L	0-1
Mar. 11	vs. Illinois-Chicago	W	3-0
Mar. 11	vs. Penn State	W	6-2
Mar. 12	vs. UCLA	L	0-3
Mar. 12	vs. Notre Dame	W	3-0
Mar. 12	vs. Virginia*	W	7-0
Mar. 13	vs. Oklahoma State	L	0-1
Mar. 15	Northern Illinois	W	3-0
Mar. 15	Northern Illinois	W	1-0
Mar. 16	Texas AGM	L	3-7
Mar. 16	Virginia*	W	4-3
Mar. 17	Princeton	W	2-1
Mar. 18	Indiana	W	3-2
Mar. 18	vs. Louisiana Tech	W	2-0
Mar. 18	vs. Iowa State	W	3-2
Mar. 19	Eastern Michigan	W	1-0
Mar. 19	Eastern Illinois	W	9-0
Mar. 19	Illinois State	L	2-3
Mar. 22	vs. Kansas	L	2-4
Mar. 23	vs. Northwestern	L	2-8
Mar. 23	at CS-Fullerton	L	0-7
Mar. 24	vs. SE Louisiana	L	3-12
Mar. 25	vs. Oklahoma State	L	0-1
Mar. 25	vs. Utah State	W	5-3
Mar. 30	Hofstra	W	3-2
Mar. 30	Hofstra	W	4-3
Apr. 4	at Florida AGM	W	7-0
Apr. 7	at North Carolina*	W	5-1
Apr. 7	at North Carolina*	W	6-2
Apr. 8	vs. UNC-Wilmington	W	5-0
Apr. 8	vs. UNC-Charlotte	W	8-1
Apr. 9	vs. East Carolina	L	0-1
Apr. 9	vs. Georgia Tech*	W	11-0
Apr. 10	vs. Virginia*	W	9-4
Apr. 10	at North Carolina*	L	0-1
Apr. 16	at Virginia*	W	8-0
Apr. 16	at Virginia*	L	4-5
Apr. 17	Florida AGM	W	8-0
ACC Championship			
Apr. 22	Georgia Tech	W	2-1
Apr. 22	Virginia	L	0-2
Apr. 23	North Carolina	W	6-5
Apr. 23	Virginia	W	1-0
Apr. 23	Virginia	L	0-3
Apr. 23	Virginia	-	-
May 3	at West Florida	L	1-4
May 3	at West Florida	W	8-0
May 7	at Connecticut	W	4-1
May 7	vs. USF	W	2-0
May 11	at USF	W	4-2
May 11	at USF	W	6-5
NCAA Regional			
May 20	vs. Oklahoma	L	1-3
May 21	vs. Providence	L	0-4

## 1995 • (58-15, 6-0 ACC)

## ACC Champions

## NCAA Regional

Date	Opponent	Result	Score
Feb. 12	Stetson	W	8-0
Feb. 12	Stetson	W	2-0
Feb. 17	vs. Oklahoma St.	L	1-5
Feb. 17	vs. CS-Fullerton	L	5-9
Feb. 18	vs. Oregon	W	3-2
Feb. 18	vs. New Mexico St.	W	4-0
Feb. 18	vs. Illinois St.	W	10-2
Feb. 19	vs. Arizona	L	1-7
Feb. 22	Troy	W	3-1
Feb. 22	Troy	W	3-0
Feb. 25	at Georgia Tech*	W	9-4
Feb. 25	at Georgia Tech*	W	10-1
Feb. 26	at UNC-Charlotte	W	6-0
Feb. 26	at UNC-Charlotte	W	8-0
Mar. 4	Mercer	W	3-0
Mar. 4	Mercer	W	10-2
Mar. 5	North Carolina*	W	6-3
Mar. 5	North Carolina*	W	3-1
Mar. 6	Marshall	W	8-0
Mar. 6	Marshall	W	7-0
Mar. 10	vs. Indiana State	W	8-0
Mar. 10	vs. Illinois-Chicago	L	1-3
Mar. 10	vs. Iowa	L	0-4
Mar. 11	vs. Robert Morris	W	3-0
Mar. 11	vs. Yale	W	11-1
Mar. 11	vs. North Carolina	W	8-2
Mar. 12	vs. Virginia	W	2-1
Mar. 12	vs. Oklahoma State	W	7-4
Mar. 12	vs. Illinois-Chicago	W	1-0
Mar. 14	Virginia*	W	3-2
Mar. 14	Virginia*	W	3-0
Mar. 17	Samford	W	14-0
Mar. 17	Miami (OH)	W	9-1
Mar. 17	Michigan	L	1-2
Mar. 18	Northern Illinois	W	3-0
Mar. 18	Illinois-Chicago	W	3-0
Mar. 19	Iowa State	W	2-0
Mar. 19	Michigan	L	0-5
Mar. 21	Massachusetts	W	5-4
Mar. 21	Massachusetts	W	4-3
Mar. 24	at South Carolina	L	1-2
Mar. 24	at South Carolina	L	2-3
Mar. 25	vs. Hofstra	W	5-1
Mar. 25	at South Carolina	L	3-6
Mar. 25	vs. Hofstra	W	8-2
Mar. 28	Florida AGM	W	8-0
Apr. 2	USF	W	4-0
Apr. 2	USF	L	3-4
Apr. 3	at Florida AGM	W	9-0
Apr. 3	at Florida AGM	W	10-0
Apr. 7	vs. Campbell	W	4-0
Apr. 7	at North Carolina	W	15-0
Apr. 8	vs. East Carolina	W	10-2
Apr. 8	vs. Campbell	W	7-1
Apr. 9	vs. East Carolina	W	4-3
Apr. 9	at North Carolina	W	2-1
Apr. 12	Florida AGM	W	6-0
Apr. 15	at West Florida	W	8-0
Apr. 15	at West Florida	W	3-2
ACC Championship			
Apr. 21	vs. North Carolina	W	4-0
Apr. 21	vs. Georgia Tech	W	2-1
Apr. 22	vs. Georgia Tech	W	5-2
May 3	West Florida	W	9-3
May 3	West Florida	W	3-0
May 12	vs. USF	L	0-3
May 12	vs. South Carolina	W	5-4
May 13	at Massachusetts	L	0-8
May 13	vs. South Carolina	W	6-0
May 14	at Massachusetts	W	2-0
NCAA Regional			
May 19	vs. Nebraska	L	1-6
May 20	vs. Ohio	W	2-0
May 20	vs. Nebraska	W	6-2
May 21	at Arizona	L	0-15

## 1996 • (51-21, 5-3 ACC)

## ACC Champions

## NCAA Regional

Date	Opponent	Result	Score
Feb. 7	at Mercer	W	4-1
Feb. 7	at Mercer	W	5-2
Feb. 9	West Florida	W	8-0
Feb. 9	West Florida	W	8-0
Feb. 11	Georgia Southern	W	2-1
Feb. 11	Georgia Southern	W	5-0
Feb. 16	vs. UNLV	L	2-3
Feb. 16	vs. Washington	L	6-13
Feb. 16	vs. Arizona	L	4-8
Feb. 17	vs. Illinois State	W	4-1
Feb. 17	vs. Utah State	W	6-5
Feb. 18	vs. CS-Fullerton	L	11-12
Feb. 24	Stetson	W	1-0
Feb. 24	Stetson	W	6-2
Feb. 27	Florida AGM	W	8-0
Mar. 1	vs. Washington	L	1-3
Mar. 1	vs. Massachusetts	W	4-1
Mar. 2	vs. Long Beach State	L	1-2
Mar. 2	vs. Oregon	W	1-0
Mar. 3	vs. CS-Northridge	L	1-2
Mar. 5	UNC-Charlotte	W	7-1
Mar. 5	UNC-Charlotte	W	6-0
Mar. 6	Troy	W	5-2
Mar. 6	Troy	L	1-2
Mar. 8	vs. East Carolina	W	2-1
Mar. 8	vs. UT-Chattanooga	W	5-2
Mar. 8	vs. Ball State	W	4-2
Mar. 9	vs. Penn State	W	4-3
Mar. 9	vs. Indiana	W	3-1
Mar. 10	vs. Michigan State	W	6-2
Mar. 10	vs. UCLA	L	0-4
Mar. 14	Notre Dame	L	0-1
Mar. 15	Drake	W	1-0
Mar. 15	Ohio State	L	0-1
Mar. 16	Southern Illinois	L	3-4
Mar. 16	Eastern Michigan	W	7-0
Mar. 16	Massachusetts	W	3-1
Mar. 17	Michigan	L	1-6
Mar. 17	Connecticut	W	3-0
Mar. 19	Connecticut	W	6-0
Mar. 21	Bradley	W	4-1
Mar. 21	Bradley	W	7-2
Mar. 23	Georgia Tech*	W	2-0
Mar. 23	Georgia Tech*	L	1-3
Mar. 28	at Florida AGM	W	7-2
Mar. 28	at Florida AGM	W	13-0
Apr. 1	Florida AGM	W	4-0
Apr. 6	at Virginia*	W	8-0
Apr. 6	at Virginia*	W	5-4
Apr. 7	at Maryland*	W	4-0
Apr. 7	at Maryland*	W	6-2
Apr. 11	at North Carolina*	L	2-3
Apr. 11	at North Carolina*	L	4-5
Apr. 12	vs. Campbell	W	6-1
Apr. 13	vs. Florida Atlantic	L	0-1
Apr. 13	vs. South Carolina	W	4-2
Apr. 13	at North Carolina	W	2-0
Apr. 14	vs. Maryland	W	8-0
ACC Championship			
Apr. 19	vs. Georgia Tech	W	5-4
Apr. 19	vs. Maryland	W	3-0
Apr. 20	vs. North Carolina	W	3-1
Apr. 20	vs. North Carolina	-	-
Apr. 30	at West Florida	W	6-0
Apr. 30	at West Florida	W	10-0
May 3	at USF	W	1-0
May 3	at USF	L	1-4
May 5	South Carolina	W	5-1
May 5	South Carolina	L	3-5
May 6	South Carolina	W	2-1
NCAA Regional			
May 17	USF	W	3-1
May 18	Arizona	L	6-9
May 18	USF	W	6-0
May 19	Arizona	L	3-10

## 1997 • (45-19, 7-1 ACC)

## ACC Champions

Date	Opponent	Result	Score
Feb. 9	at Georgia Southern	W	8-0
Feb. 9	at Georgia Southern	W	5-3
Feb. 12	at Florida AGM	W	7-0
Feb. 14	vs. Nebraska	W	2-1
Feb. 14	vs. Fresno State	L	0-2
Feb. 15	vs. Oregon	L	1-6
Feb. 15	vs. Utah	L	2-6
Feb. 16	vs. Ohio State	W	7-2
Feb. 16	vs. CS-Fullerton	W	4-2
Feb. 19	at Florida	L	1-3
Feb. 19	at Florida	W	8-1
Feb. 22	Mercer	W	1-0
Feb. 22	Mercer	W	5-1
Feb. 23	Florida AGM	W	8-0
Feb. 28	vs. Northwestern	W	2-0
Mar. 1	vs. Washington	L	3-8
Mar. 1	vs. Oklahoma	W	2-1
Mar. 2	vs. UConn	W	10-3
Mar. 3	vs. Louisiana Tech	L	2-6
Mar. 7	vs. Ball State	W	4-0
Mar. 7	vs. East Carolina	W	10-0
Mar. 7	vs. Michigan State	L	2-6
Mar. 8	vs. Hofstra	L	1-2
Mar. 8	vs. Arkansas	W	4-0
Mar. 8	vs. Indiana	W	3-2
Mar. 9	vs. Iowa	L	1-7
Mar. 11	Miami (OH)	W	2-1
Mar. 13	Louisiana Tech	L	2-3
Mar. 14	Wisconsin	L	3-12
Mar. 14	UT-Chattanooga	W	3-1
Mar. 14	UConn	W	2-1
Mar. 15	Bradley	W	4-0
Mar. 15	Eastern Michigan	W	5-1
Mar. 18	UConn	L	0-1
Mar. 18	UConn	W	8-2
Mar. 23	at Georgia Tech*	W	5-1
Mar. 23	at Georgia Tech*	W	8-5
Mar. 25	Maryland*	W	1-0
Mar. 25	Maryland*	W	3-0
Mar. 27	Youngstown State	W	8-2
Mar. 27	Youngstown State	W	6-3
Apr. 2	at Troy	W	3-2
Apr. 2	at Troy	T	1-1
Apr. 4	at Florida AGM	L	1-2
Apr. 6	Virginia*	W	8-0
Apr. 6	Virginia*	L	3-6
Apr. 10	at North Carolina*	W	6-0
Apr. 10	at North Carolina*	W	12-4
Apr. 11	vs. Florida Atlantic	W	5-1
Apr. 11	vs. Campbell	W	4-1
Apr. 11	vs. Coastal Carolina	W	12-2
Apr. 13	vs. Coastal Carolina	W	2-1
Apr. 13	vs. Florida Atlantic	W	4-0
ACC Championship			
Apr. 18	vs. North Carolina	W	5-4
Apr. 18	vs. Maryland	W	4-3
Apr. 19	vs. Maryland	L	1-2
Apr. 27	Florida AGM	W	7-0
Apr. 29	at UNC Charlotte	W	6-1
Apr. 29	at UNC Charlotte	W	3-1
May 1	at Alabama	W	2-0
May 1	at Alabama	L	5-6
May 2	at Auburn	W	2-0
May 2	at Auburn	L	1-2
May 9	USF	L	3-4
May 9	USF	L	1-3

# YEAR-BY-YEAR RESULTS

## 1998 • (51-21, 5-3 ACC)

ACC Champions

NCAA Regional

Date	Opponent	Result	Score
Feb. 7	at Mercer	W	5-1
Feb. 7	at Mercer	W	9-1
Feb. 8	Georgia Southern	W	6-2
Feb. 8	Georgia Southern	W	3-1
Feb. 13	vs. Oregon	L	0-2
Feb. 13	vs. Purdue	W	8-1
Feb. 14	vs. Washington	W	1-0
Feb. 14	vs. Fresno State	W	2-1
Feb. 18	at West Florida	W	9-3
Feb. 18	at West Florida	W	10-6
Feb. 20	Florida A&M	W	4-2
Feb. 23	Florida A&M	W	6-0
Feb. 24	Troy	L	0-5
Feb. 24	Troy	W	5-4
Feb. 27	vs. Indiana	W	3-2
Feb. 27	vs. Arizona State	L	1-6
Feb. 28	vs. UMass	W	4-0
Feb. 28	vs. CS-Northridge	L	3-4
Mar. 1	vs. South Carolina	L	0-3
Mar. 1	vs. California	L	1-4
Mar. 5	vs. Georgia	W	6-5
Mar. 5	vs. Illinois-Chicago	L	1-3
Mar. 6	vs. Central Michigan	W	10-1
Mar. 6	vs. Purdue	W	5-4
Mar. 7	vs. Missouri	L	1-3
Mar. 7	vs. Alabama	W	4-1
Mar. 7	vs. Texas	L	1-9
Mar. 10	UNC-Charlotte	W	4-1
Mar. 10	UNC-Charlotte	W	4-1
Mar. 11	Miami (OH)	L	1-4
Mar. 11	Miami (OH)	L	1-3
Mar. 12	Purdue	L	0-1
Mar. 13	Northern Iowa	W	3-0
Mar. 13	Louisiana State	W	4-2
Mar. 13	Eastern Michigan	W	4-2
Mar. 14	Robert Morris	W	4-1
Mar. 14	Penn State	W	3-0
Mar. 14	Central Michigan	W	11-4
Mar. 15	Mississippi	W	4-2
Mar. 15	Umass	W	1-0
Mar. 17	Connecticut	W	6-4
Mar. 17	Connecticut	W	9-0
Mar. 20	North Carolina*	W	3-2
Mar. 20	North Carolina*	W	7-6
Mar. 25	Youngstown State	W	1-0
Mar. 25	Youngstown State	W	10-2
Mar. 27	vs. Wright State	W	8-3
Mar. 27	vs. Georgia State	W	8-0
Mar. 28	vs. Indiana State	W	6-1
Mar. 28	vs. Utah	W	2-1
Mar. 29	vs. Utah	L	1-4
Apr. 3	West Florida	W	2-1
Apr. 3	West Florida	W	5-3
Apr. 5	Georgia Tech*	W	3-2
Apr. 5	Georgia Tech*	W	4-1
Apr. 8	Florida	L	3-8
Apr. 8	Florida	W	5-3
Apr. 10	Florida A&M	L	1-3
Apr. 12	Auburn	W	5-1
Apr. 12	Auburn	W	8-3
Apr. 15	at Florida A&M	W	4-1
Apr. 18	at Virginia*	L	1-4
Apr. 18	at Virginia*	L	0-3
Apr. 19	at Maryland*	L	3-5
Apr. 19	at Maryland*	W	9-1
ACC Championship			
Apr. 23	Maryland	W	1-0
Apr. 24	Virginia	W	10-0
Apr. 25	Virginia	W	2-1
Apr. 25	Virginia	-	-
May 6	at USF	W	2-1
May 6	at USF	L	2-3
NCAA Midwest Regional			
May 15	at Oklahoma State	L	0-4
May 16	vs. Stanford	L	0-1

## 1999 • (40-25-1, 6-2 ACC)

ACC Champions

Date	Opponent	Result	Score
Feb. 6	at Georgia Southern	L	1-3
Feb. 6	at Georgia Southern	W	2-0
Feb. 9	at Florida A&M	L	2-3
Feb. 12	vs. Utah State	W	12-3
Feb. 12	vs. Utah	L	1-5
Feb. 13	vs. California	L	0-4
Feb. 13	vs. Nebraska	L	1-4
Feb. 14	vs. UNLV	W	10-5
Feb. 19	Mercer	W	9-0
Feb. 19	Mercer	W	10-0
Feb. 23	at Auburn	W	4-2
Feb. 23	at Auburn	T	0-0
Feb. 26	vs. Colorado State	W	3-2
Feb. 26	vs. Nebraska	L	0-1
Feb. 27	vs. DePaul	L	3-5
Feb. 27	vs. Arizona State	L	0-2
Feb. 28	vs. Colorado State	L	4-5
Mar. 1	Campbell	W	5-0
Mar. 1	Campbell	W	2-0
Mar. 4	vs. Mississippi State	L	1-2
Mar. 5	vs. Hofstra	W	6-5
Mar. 6	vs. Michigan	L	0-5
Mar. 6	vs. Florida Atlantic	L	4-8
Mar. 7	vs. Georgia	W	5-0
Mar. 7	at USF	L	1-2
Mar. 10	Miami (OH)	W	2-0
Mar. 10	Miami (OH)	W	6-2
Mar. 12	vs. Western Illinois	L	0-1
Mar. 13	vs. Toledo	W	9-1
Mar. 13	vs. Furman	W	2-0
Mar. 14	vs. Maryland	W	2-0
Mar. 14	vs. Central Michigan	L	1-5
Mar. 16	Massachusetts	L	1-2
Mar. 16	Massachusetts	W	6-0
Mar. 18	Virginia*	W	8-2
Mar. 18	Virginia*	W	2-1
Mar. 22	Minnesota	W	5-0
Mar. 22	Minnesota	W	5-2
Mar. 24	Maryland*	W	4-1
Mar. 24	Maryland*	L	3-5
Mar. 27	Michigan State	L	0-3
Mar. 27	Troy	W	6-1
Mar. 28	Michigan State	L	4-5
Mar. 28	Troy	W	7-0
Apr. 1	at Florida A&M	W	2-1
Apr. 3	at Georgia Tech*	W	7-0
Apr. 3	at Georgia Tech*	W	8-5
Apr. 4	at Georgia	L	0-5
Apr. 4	at Georgia	W	6-0
Apr. 7	at Florida	L	0-2
Apr. 7	at Florida	W	6-4
Apr. 9	at North Carolina*	L	0-6
Apr. 9	at North Carolina*	W	8-3
Apr. 10	vs. Florida Atlantic	L	0-1
Apr. 11	vs. Southern Miss	L	0-1
Apr. 14	Florida A&M	W	10-1
Apr. 14	Florida A&M	L	3-8
Apr. 17	FIU	W	6-1
Apr. 17	FIU	W	1-0
May 4	vs. UNC-Charlotte	W	10-1
May 4	vs. UNC-Charlotte	W	12-5
May 6	USF	W	2-1
May 6	USF	W	5-1
ACC Championship			
May 14	vs. North Carolina	W	2-1
May 15	vs. Virginia	W	1-0
May 16	vs. Virginia	W	3-0

## 2000 • (51-27, 6-2 ACC)

ACC Champions

NCAA Regional

Date	Opponent	Result	Score
Feb. 6	Georgia Southern	W	8-0
Feb. 6	Georgia Southern	W	6-1
Feb. 9	at Florida A&M	W	9-0
Feb. 11	California	L	0-1
Feb. 12	Florida Atlantic	L	2-3
Feb. 12	Florida A&M	W	8-7
Feb. 13	Florida Atlantic	W	2-0
Feb. 13	California	L	0-1
Feb. 16	at Mercer	W	7-0
Feb. 16	at Mercer	W	7-4
Feb. 19	at Bethune-Cookman	W	9-0
Feb. 19	at Bethune-Cookman	W	1-0
Feb. 20	at Stetson	W	2-0
Feb. 20	at Stetson	W	8-2
Feb. 26	vs. Eastern Michigan	W	5-1
Feb. 26	at Florida Atlantic	W	2-0
Feb. 27	vs. Villanova	L	2-3
Feb. 27	vs. Furman	W	8-0
Mar. 3	vs. Fresno State	L	0-2
Mar. 3	vs. Harvard	W	6-2
Mar. 4	vs. Texas	L	0-1
Mar. 4	vs. Mississippi State	L	0-4
Mar. 5	vs. Louisiana	L	1-9
Mar. 7	at Pacific	L	2-5
Mar. 10	vs. UCLA	L	0-3
Mar. 10	vs. Mississippi	L	2-3
Mar. 11	vs. Cal Poly	L	4-5
Mar. 11	at Fresno State	L	1-2
Mar. 12	vs. Illinois State	W	1-0
Mar. 12	vs. Texas Tech	W	3-0
Mar. 15	Princeton	W	4-3
Mar. 15	Princeton	W	2-0
Mar. 17	Troy	W	2-1
Mar. 17	Miami of Ohio	W	8-0
Mar. 17	Kansas	L	1-4
Mar. 18	Northern Iowa	W	6-2
Mar. 18	Michigan	L	1-6
Mar. 22	Ohio	W	8-1
Mar. 22	Ohio	W	6-1
Mar. 24	vs. Louisiana	L	1-2
Mar. 24	at UT-Chattanooga	W	1-0
Mar. 25	vs. Wisconsin	W	3-0
Mar. 25	vs. Louisiana	L	2-6
Mar. 26	vs. Wisconsin	W	6-5
Mar. 26	at UT-Chattanooga	W	2-1
Apr. 1	Georgia Tech*	L	1-2
Apr. 1	Georgia Tech*	L	2-8
Apr. 2	FIU	L	2-4
Apr. 2	FIU	W	8-3
Apr. 5	Florida	W	6-3
Apr. 5	Florida	L	3-5
Apr. 8	Southern Miss	L	0-9
Apr. 8	Florida A&M	W	3-0
Apr. 9	Southern Miss	L	1-4
Apr. 9	Florida A&M	W	9-1
Apr. 12	at Florida A&M	W	7-0
Apr. 15	Auburn	W	7-0
Apr. 15	Auburn	L	4-5
Apr. 16	North Carolina*	W	10-9
Apr. 16	North Carolina*	W	5-4
Apr. 21	at East Carolina	W	1-0
Apr. 21	at East Carolina	W	7-0
Apr. 22	at Campbell	W	7-1
Apr. 22	at Campbell	W	9-1
ACC Championship			
Apr. 29	Maryland	W	6-2
Apr. 30	Virginia	L	2-4
May 1	Maryland	W	3-0
May 1	Virginia	W	3-1
May 1	Virginia	W	2-0
May 3	at Virginia*	W	3-2
May 3	at Virginia*	W	6-2
May 4	at Maryland*	W	10-3
May 4	at Maryland*	W	3-2
NCAA West Regional			
May 18	vs. Long Beach State	W	2-0
May 19	vs. Iowa	W	4-1
May 20	at UCLA	L	1-6
May 20	vs. Iowa	W	4-2
May 21	at UCLA	L	1-7

## 2001 • (58-12, 7-1 ACC)

NCAA Regional

Date	Opponent	Result	Score
Feb. 3	at Georgia Southern	W	8-0
Feb. 3	at Georgia Southern	W	4-0
Feb. 9	Florida A&M	W	1-0
Feb. 10	UT-Chattanooga	W	4-1
Feb. 10	FIU	L	1-2
Feb. 11	UT-Chattanooga	W	3-2
Feb. 11	FIU	W	3-2
Feb. 16	Kent State	W	4-0
Feb. 17	College of Charleston	W	8-0
Feb. 17	Boston College	W	1-0
Feb. 18	College of Charleston	W	9-1
Feb. 18	Boston College	W	5-4
Feb. 20	Mercer	W	4-0
Feb. 20	Mercer	W	8-0
Feb. 23	vs. Illinois	L	0-1
Feb. 23	at Florida Atlantic	L	1-2
Feb. 24	vs. Florida A&M	W	11-0
Feb. 24	vs. Maryland	W	5-3
Feb. 25	vs. Illinois	W	2-0
Feb. 25	at Florida Atlantic	W	1-0
Mar. 2	Central Michigan	W	3-1
Mar. 3	Northwestern	W	2-1
Mar. 3	Ball State	W	1-0
Mar. 4	Northwestern	W	8-2
Mar. 4	Central Michigan	W	2-0
Mar. 6	at Florida A&M	L	4-5
Mar. 9	vs. UC-Riverside	W	8-0
Mar. 9	at San Diego State	W	2-1
Mar. 14	Nebraska	L	0-3
Mar. 15	Iowa State	W	4-0
Mar. 16	Iowa State	W	6-0
Mar. 16	Syracuse	W	3-2
Mar. 17	Bethune-Cookman	W	3-2
Mar. 17	Troy	W	11-0
Mar. 20	Connecticut	W	8-0
Mar. 20	Connecticut	W	3-0
Mar. 28	Florida A&M	W	7-0
Mar. 31	at Georgia Tech*	W	7-0
Mar. 31	at Georgia Tech*	L	1-2
Apr. 1	at Georgia State	W	9-1
Apr. 1	at Georgia State	W	10-0
Apr. 6	at North Carolina*	W	2-0
Apr. 7	at North Carolina*	W	5-0
Apr. 7	vs. Florida Atlantic	W	5-4
Apr. 7	vs. East Carolina	W	2-0
Apr. 8	at North Carolina	L	2-3
Apr. 11	at Florida A&M	W	6-0
Apr. 14	at Jacksonville State	W	4-1
Apr. 14	at Jacksonville State	W	12-2
Apr. 17	Florida A&M	W	12-0
Apr. 18	at Florida	W	5-3
Apr. 18	at Florida	W	3-1
Apr. 21	East Carolina	W	9-2
Apr. 21	East Carolina	W	9-0
Apr. 28	Virginia*	W	8-0
Apr. 28	Virginia*	W	10-2
Apr. 30	at Troy	W	1-0
Apr. 30	at Troy	L	1-2
May 5	Maryland*	W	5-0
May 5	Maryland*	W	10-1
ACC Championship			
May 11	vs. Maryland	W	2-1
May 12	vs. North Carolina	L	0-2
May 13	vs. Maryland	W	4-0
May 13	vs. North Carolina	L	1-4
NCAA Tallahassee Regional			
May 17	Bethune-Cookman	W	6-2
May 18	Florida	W	6-2
May 19	California	L	0-1
May 19	Florida Atlantic	W	2-0
May 20	California	W	2-1
May 20	California	L	2-3



YEAR-BY-YEAR RESULTS

2002 • (55-20, 6-0 ACC)

College World Series
NCAA Semifinalist

Table with columns: Date, Opponent, Result, Score. Lists games from Feb. 3 to May 26, including ACC Championship and NCAA Tallahassee Regional.

2003 • (46-11, 8-0 ACC)

ACC Champions
NCAA Regional

Table with columns: Date, Opponent, Result, Score. Lists games from Feb. 1 to May 11, including ACC Championship.

2004 • (62-12, 9-1 ACC)

ACC Champions
College World Series

Table with columns: Date, Opponent, Result, Score. Lists games from Feb. 7 to May 30, including ACC Championship and College World Series.

2005 • (35-28, 11-6 ACC)

NCAA Regional

Table with columns: Date, Opponent, Result, Score. Lists games from Feb. 9 to May 27, including NCAA Auburn Regional.

## YEAR-BY-YEAR RESULTS

## 2006 • (44-30, 10-10 ACC)

## NCAA Super Regional

Date	Opponent	Result	Score
Feb. 10	Louisville	L	3-12
Feb. 10	Samford	W	7-2
Feb. 11	Nicholls State	W	11-3
Feb. 14	Georgia Southern	W	3-2
Feb. 14	Georgia Southern	W	10-2
Feb. 17	South Carolina	W	4-3
Feb. 17	Iowa State	W	5-0
Feb. 18	South Carolina	L	2-4
Feb. 18	Iowa State	W	9-1
Feb. 22	at Jacksonville	W	8-1
Feb. 22	at Jacksonville	L	1-2
Feb. 24	vs. Louisiana	L	0-14
Feb. 24	vs. Tennessee	L	0-1
Feb. 28	at Florida AGM	W	5-2
Mar. 2	Michigan	L	0-9
Mar. 3	Michigan	L	3-6
Mar. 3	Western Michigan	W	2-1
Mar. 4	Maryland	W	6-5
Mar. 4	Michigan	L	0-5
Mar. 7	Connecticut	W	8-2
Mar. 7	Connecticut	W	1-0
Mar. 10	Connecticut	W	5-2(9)
Mar. 10	Kent State	L	2-4
Mar. 11	Western Illinois	W	11-6
Mar. 11	Georgia State	W	5-2
Mar. 12	Florida AGM	W	5-3
Mar. 12	St. John's	W	7-2
Mar. 13	North Carolina*	W	2-1
Mar. 14	North Carolina*	L	3-5
Mar. 14	North Carolina*	L	1-3
Mar. 16	at CS-Fullerton	L	1-6
Mar. 16	vs. Arizona State	W	1-0 (10)
Mar. 17	vs. Notre Dame	L	0-1
Mar. 18	vs. Michigan	L	3-11
Mar. 23	FIU	W	3-1
Mar. 23	FIU	W	8-0
Mar. 25	Boston College*	L	5-7
Mar. 25	Boston College*	W	8-0
Mar. 26	Boston College*	W	7-5
Mar. 29	Florida AGM	W	9-3
Mar. 30	Auburn	L	2-7
Apr. 1	Georgia Tech*	W	9-1
Apr. 1	Georgia Tech*	L	3-8
Apr. 2	Georgia Tech*	W	7-4
Apr. 3	at Florida AGM	L	0-4
Apr. 5	Florida	W	4-0
Apr. 5	Florida	W	6-5 (8)
Apr. 9	at Virginia*	L	0-1
Apr. 9	at Virginia*	W	8-5
Apr. 12	Florida AGM	W	9-3
Apr. 15	NC State*	L	0-2
Apr. 15	NC State*	L	5-6
Apr. 16	NC State*	W	2-0
Apr. 18	Troy	W	4-3
Apr. 18	Troy	L	2-4
Apr. 21	at Virginia Tech*	L	0-2
Apr. 22	at Virginia Tech*	L	2-10
Apr. 22	at Virginia Tech*	W	9-6
May 2	at UCF	W	2-0
May 2	at UCF	W	8-2
May 6	at Maryland*	L	4-6
May 6	at Maryland*	W	4-1
May 7	at Maryland*	W	8-4
ACC Championship			
May 11	Georgia Tech	W	10-1
May 12	NC State	W	6-0
May 13	Georgia Tech	L	3-4
May 13	Georgia Tech	W	7-4
May 14	NC State	L	1-4
NCAA Athens Regional			
May 19	vs. Coastal Carolina	W	7-1
May 20	at Georgia	W	3-2
May 21	at Georgia	L	1-3
May 21	at Georgia	W	2-0
NCAA Tempe Super Regional			
May 26	at Arizona State	L	1-6
May 27	at Arizona State	L	5-1

## 2007 • (44-25, 13-7 ACC)

## NCAA Regional

Date	Opponent	Result	Score
Feb. 9	Samford	W	13-5
Feb. 9	Florida AGM	W	5-0
Feb. 10	Radford	W	2-1
Feb. 10	Samford	W	8-0
Feb. 13	at Georgia Southern	W	11-2
Feb. 16	Jacksonville	W	10-2
Feb. 16	Kansas	L	0-1
Feb. 17	South Carolina	W	8-3
Feb. 17	Memphis	W	8-0
Feb. 23	vs. Nebraska	W	2-1(9)
Feb. 23	vs. Mississippi State	W	4-2
Feb. 24	vs. Tennessee Tech	W	9-8(8)
Feb. 24	vs. Seton Hall	W	4-2
Feb. 25	Southern Illinois	L	1-4
Feb. 28	Michigan	L	3-4
Feb. 28	Michigan	L	2-3
Mar. 3	at NC State*	L	3-6
Mar. 3	at NC State*	W	4-0
Mar. 4	at NC State*	L	2-4
Mar. 9	Syracuse	W	8-0
Mar. 9	Georgia State	W	6-2
Mar. 10	Appalachian State	W	4-2
Mar. 10	Maine	W	9-1
Mar. 10	Florida AGM	W	9-4
Mar. 11	Southern Illinois	W	6-0
Mar. 11	Georgia	L	1-2
Mar. 13	Southern Miss	W	2-0
Mar. 13	Southern Miss	W	6-1
Mar. 15	vs. Washington	W	3-1
Mar. 15	vs. CS-Northridge	L	3-4
Mar. 16	vs. Michigan	L	2-4
Mar. 17	vs. NC State*	L	2-3
Mar. 17	at CS-Fullerton	L	3-4
Mar. 21	at Florida AGM	W	8-0
Mar. 24	Virginia Tech*	L	0-1
Mar. 24	Virginia Tech*	W	10-2
Mar. 25	Virginia Tech*	L	0-1
Mar. 28	UCF	L	0-1(12)
Mar. 28	UCF	W	8-3
Mar. 31	Maryland*	W	4-2(14)
Mar. 31	Maryland*	W	6-0
Apr. 1	Maryland*	W	8-0
Apr. 4	at Florida	L	1-5
Apr. 4	at Florida	L	3-4
Apr. 7	at Georgia Tech*	W	8-0
Apr. 7	at Georgia Tech*	L	1-9(8)
Apr. 8	at Georgia Tech*	L	6-7
Apr. 11	Florida AGM	W	9-1
Apr. 14	at Boston College*	W	9-0
Apr. 14	at Boston College*	W	6-3
Apr. 17	Jacksonville	W	8-0
Apr. 17	Jacksonville	W	3-0
Apr. 21	Virginia*	W	8-2
Apr. 21	Virginia*	W	4-2
Apr. 22	Virginia*	W	8-0
Apr. 28	at North Carolina*	L	3-4
Apr. 28	at North Carolina*	W	3-2
Apr. 29	at North Carolina*	W	6-3
May 2	at Troy	W	5-3
May 2	at Troy	W	4-2
May 3	North Florida	W	5-0
May 3	North Florida	W	2-1
May 6	at Auburn	L	2-7
ACC Championship			
May 10	vs. North Carolina	W	8-0
May 11	vs. Virginia Tech	L	0-4
May 11	vs. Maryland	W	7-4
May 12	vs. Georgia Tech	L	3-6
NCAA Tuscaloosa Regional			
May 18	vs. California	L	6-13
May 19	at Alabama	L	3-6

## 2008 • (38-28, 12-9 ACC)

## NCAA Regional

Date	Opponent	Result	Score
Feb. 8	Southern Miss	W	11-3
Feb. 8	Louisville	L	3-4
Feb. 9	Troy	L	1-3
Feb. 9	Louisville	W	6-4
Feb. 13	at Florida AGM	W	9-1
Feb. 15	Jacksonville	L	2-5
Feb. 16	Bethune-Cookman	W	14-3
Feb. 17	Michigan State	L	2-3
Feb. 17	UAB	W	4-1
Feb. 19	at Jacksonville	W	10-0
Feb. 19	at Jacksonville	W	3-1
Feb. 23	North Carolina*	W	2-0
Feb. 23	North Carolina*	L	1-5
Feb. 24	North Carolina*	L	4-7
Feb. 27	Troy	L	0-3
Feb. 27	Troy	W	3-2
Feb. 29	vs. Massachusetts	W	6-0
Feb. 29	vs. Hofstra	W	1-0
Mar. 1	vs. Tennessee	L	5-8
Mar. 1	vs. Texas AGM	L	0-7
Mar. 2	vs. Iowa	W	2-0
Mar. 8	Appalachian State	W	2-0
Mar. 8	Connecticut	W	7-0
Mar. 9	Georgia State	W	1-0
Mar. 9	Georgia State	W	3-0
Mar. 11	Connecticut	W	2-1
Mar. 11	Connecticut	W	2-1
Mar. 14	at Virginia*	W	9-1
Mar. 14	at Virginia*	W	8-3
Mar. 15	at Virginia*	W	5-1
Mar. 18	Lipscomb	W	5-1
Mar. 18	Lipscomb	W	11-3
Mar. 20	vs. Arizona State	W	3-2
Mar. 20	vs. Long Beach State	L	2-6
Mar. 21	vs. Arizona	L	2-13
Mar. 21	vs. Washington	L	3-4
Mar. 22	at CS-Fullerton	W	4-1
Mar. 26	Georgia Southern	W	8-0
Mar. 26	Georgia Southern	W	4-3
Mar. 29	Boston College*	W	1-0
Mar. 29	Boston College*	L	1-6
Mar. 30	Boston College*	W	6-0
Apr. 2	Florida AGM	W	18-0
Apr. 5	at Maryland*	L	1-3
Apr. 5	at Maryland*	W	3-0
Apr. 6	at Maryland*	L	3-4
Apr. 9	at UCF	L	0-2
Apr. 9	at UCF	L	1-4
Apr. 12	Georgia Tech*	L	2-5
Apr. 12	Georgia Tech*	W	10-2
Apr. 13	Georgia Tech*	L	2-6
Apr. 16	Florida	L	1-6
Apr. 16	Florida	L	4-14
Apr. 18	Virginia Tech*	L	0-3
Apr. 19	Virginia Tech*	L	1-3
Apr. 19	Virginia Tech*	W	2-0
Apr. 26	NC State*	W	1-0
Apr. 26	NC State*	W	4-3
Apr. 27	NC State*	W	10-1
Apr. 30	at Michigan	L	2-6
Apr. 30	at Michigan	L	4-8
ACC Championship			
May 8	vs. Boston College	W	5-1
May 10	vs. Virginia Tech	L	0-2
NCAA Tuscaloosa Regional			
May 15	vs. Jacksonville State	L	3-4
May 16	vs. UT-Chattanooga	W	5-3
May 16	vs. Jacksonville State	L	1-10

## 2009 • (44-16, 17-4 ACC)

## NCAA Regional

Date	Opponent	Result	Score
Feb. 6	vs. Iowa	W	6-0
Feb. 6	at Texas	L	2-3
Feb. 7	vs. Stephen F. Austin	W	4-3
Feb. 7	vs. Stephen F. Austin	W	10-5
Feb. 8	at Texas	W	6-4
Feb. 11	Florida AGM	W	5-0
Feb. 13	Appalachian State	W	6-0
Feb. 14	Miami (OH)	W	10-2
Feb. 15	Purdue	W	8-0
Feb. 15	Mississippi State	L	5-4
Feb. 18	South Alabama	W	6-1
Feb. 21	East Carolina	L	2-1
Feb. 21	Indiana	W	7-0
Feb. 22	UC-Riverside	W	13-2
Feb. 22	Michigan	W	6-5
Feb. 24	Michigan	L	0-1
Mar. 5	Bethune-Cookman	W	3-2
Mar. 6	Troy	W	2-0
Mar. 6	Liberty	W	11-3
Mar. 7	Middle Tenn. St.	W	6-1
Mar. 9	at North Carolina*	L	0-1
Mar. 10	at North Carolina*	W	6-2
Mar. 10	at North Carolina*	W	4-1
Mar. 12	vs. Washington	L	1-4
Mar. 12	vs. Oklahoma	L	1-3
Mar. 13	vs. Fresno State	L	0-1
Mar. 14	vs. Bowling Green	W	3-0
Mar. 15	vs. Texas	W	2-0
Mar. 18	Jacksonville	W	4-0
Mar. 18	Jacksonville	W	10-0
Mar. 23	at North Florida	W	7-0
Mar. 23	at North Florida	L	3-5
Mar. 24	at Florida AGM	W	5-1
Mar. 28	at Georgia Tech*	L	3-8
Mar. 28	at Georgia Tech*	L	0-3
Mar. 29	at Georgia Tech*	W	5-4
Apr. 4	Virginia Tech*	W	6-0
Apr. 4	Virginia Tech*	W	3-2
Apr. 5	Virginia Tech*	L	0-2
Apr. 7	Troy	W	8-0
Apr. 7	Troy	W	1-0
Apr. 8	at Florida	L	3-4
Apr. 11	Maryland*	W	1-0
Apr. 11	Maryland*	W	8-0
Apr. 12	Maryland*	W	1-0
Apr. 18	at NC State*	W	10-1
Apr. 18	at NC State*	W	1-0
Apr. 19	at NC State*	W	1-0
Apr. 25	Virginia*	W	3-1
Apr. 25	Virginia*	W	12-4
Apr. 26	Virginia*	W	5-1
May 2	at Boston College*	W	2-0
May 2	at Boston College*	W	1-0
May 3	at Boston College*	W	4-0
ACC Championship			
May 8	vs. Boston College	W	2-0
May 9	vs. North Carolina	W	4-1
May 10	vs. Georgia Tech	L	1-3
NCAA Tallahassee Regional			
May 15	vs. Oklahoma State	L	0-1
May 16	vs. Mississippi State	W	5-0
May 16	vs. Oklahoma State	L	0-1





## YEAR-BY-YEAR RESULTS

## 2010 • (44-18, 12-9 ACC)

## NCAA Regional

Date	Opponent	Result	Score
Feb. 11	Southern Miss	L	1-2
Feb. 13	Bowling Green	W	9-0
Feb. 13	Iona	W	9-1
Feb. 14	Mercer	W	2-1
Feb. 14	Bowling Green	W	8-1
Feb. 17	at Florida AGM	W	9-2
Feb. 19	Coastal Carolina	W	4-0
Feb. 20	South Dakota State	W	12-0
Feb. 20	Gardner-Webb	W	7-0
Feb. 20	Gardner-Webb	W	5-0
Feb. 21	South Dakota State	W	6-0
Feb. 24	at Jacksonville	W	8-0
Feb. 26	vs. Illinois	L	3-4
Feb. 26	vs. Southern Illinois	W	9-1
Feb. 27	vs. Miss. Valley State	W	8-3
Feb. 27	vs. Hofstra	W	8-0
Feb. 28	vs. Kent State	W	6-0
Mar. 5	vs. Eastern Michigan	W	8-0
Mar. 5	at Florida Atlantic	W	6-3
Mar. 6	vs. Connecticut	W	5-4
Mar. 6	vs. Michigan State	W	3-1
Mar. 7	vs. Miami (OH)	W	4-0
Mar. 9	vs. Michigan State	W	7-0
Mar. 13	North Carolina*	L	0-5
Mar. 13	North Carolina*	W	2-1
Mar. 14	North Carolina*	L	4-5
Mar. 16	FIU	W	8-3
Mar. 16	FIU	W	7-2
Mar. 18	Auburn	L	0-1
Mar. 19	vs. Texas Tech	L	1-2
Mar. 20	vs. Long Island	W	6-0
Mar. 20	vs. Northern Illinois	W	7-1
Mar. 21	vs. Syracuse	W	3-0
Mar. 24	at Georgia	W	4-3
Mar. 27	Boston College*	W	4-0
Mar. 27	Boston College*	W	6-0
Mar. 28	Boston College*	W	11-3
Apr. 3	at Maryland*	W	2-0
Apr. 3	at Maryland*	W	3-2
Apr. 4	at Maryland*	L	2-6
Apr. 7	at UCF	W	6-1
Apr. 10	NC State*	W	4-2
Apr. 10	NC State*	W	5-0
Apr. 11	NC State*	L	1-3
Apr. 14	Florida	L	4-8
Apr. 14	Florida	L	2-9
Apr. 17	at Virginia Tech*	L	7-8
Apr. 17	at Virginia Tech*	L	4-5
Apr. 18	at Virginia Tech*	W	3-1
Apr. 21	at South Alabama	W	2-0
Apr. 24	Georgia Tech*	L	1-14
Apr. 24	Georgia Tech*	W	6-2
Apr. 25	Georgia Tech*	L	2-5
May 1	at Virginia*	L	1-2
May 1	at Virginia*	W	9-6
May 2	at Virginia*	W	2-1
ACC Championship			
May 14	vs. Maryland	W	3-0
May 15	at Virginia Tech	W	5-3
May 16	vs. Georgia Tech	L	4-8
NCAA Athens Regional			
May 21	vs. Radford	W	10-1
May 22	at Georgia	L	2-5
May 22	vs. Radford	L	2-3

## 2011 • (32-28, 9-11 ACC)

## ACC Champions

## NCAA Regional

Date	Opponent	Result	Score
Feb. 11	UNC-Greensboro	L	0-1
Feb. 11	St. John's	L	5-11
Feb. 12	Hofstra	W	5-1
Feb. 12	UNC-Greensboro	W	13-3
Feb. 13	Hofstra	L	0-2
Feb. 15	Florida AGM	W	8-5
Feb. 18	Georgia Southern	W	6-4
Feb. 18	Middle Tennessee	W	10-3
Feb. 19	Kentucky	W	2-0
Feb. 19	Middle Tennessee	W	11-1
Feb. 20	Kentucky	L	2-7
Feb. 24	vs. BYU	W	6-4
Feb. 24	vs. Oregon State	L	5-6
Feb. 25	vs. Northwestern	L	0-3
Feb. 26	vs. Long Beach State	W	4-1
Feb. 26	vs. San Diego State	L	2-10
Mar. 5	Wisconsin	W	7-1
Mar. 5	Utah	L	4-5
Mar. 6	Utah	W	7-3
Mar. 6	Wisconsin	W	9-0
Mar. 8	at Auburn	L	3-5
Mar. 11	vs. Mississippi State	L	8-9
Mar. 12	at Alabama	L	0-8
Mar. 12	vs. Mississippi State	L	7-8
Mar. 13	at Alabama	L	2-9
Mar. 16	South Alabama	W	6-0
Mar. 19	at NC State*	W	3-2
Mar. 19	at NC State*	L	2-4
Mar. 20	at NC State*	W	7-2
Mar. 23	at Florida AGM	W	9-2
Mar. 26	at North Carolina*	L	0-1
Mar. 26	at North Carolina*	L	2-3
Mar. 27	at North Carolina*	L	0-4
Apr. 2	Virginia Tech*	W	1-0
Apr. 2	Virginia Tech*	L	1-2
Apr. 3	Virginia Tech*	L	3-4
Apr. 6	at UCF	L	1-2
Apr. 9	Virginia*	W	8-0
Apr. 9	Virginia*	L	1-2
Apr. 10	Virginia*	W	6-1
Apr. 12	Mercer	W	5-4
Apr. 12	Mercer	W	3-0
Apr. 13	North Florida	W	9-7
Apr. 13	North Florida	W	6-1
Apr. 16	at Boston College*	W	7-1
Apr. 16	at Boston College*	W	11-4
Apr. 23	Maryland*	L	0-1
Apr. 23	Maryland*	L	4-7
Apr. 24	Maryland*	W	5-0
May 4	at Florida	L	0-1
May 7	at Georgia Tech*	L	3-11
May 7	at Georgia Tech*	L	2-7
May 8	at Georgia Tech*	W	9-4

## ACC Championship

May 13	vs. Virginia Tech	W	9-2
May 14	vs. Virginia	W	12-5
May 15	vs. North Carolina	W	4-1

## NCAA Athens Regional

May 20	vs. UAB	L	0-2
May 21	vs. Georgia State	W	6-1
May 21	vs. UAB	W	13-1
May 22	at Georgia	L	2-10

## 2012 • (47-16, 16-5 ACC)

## NCAA Regional

Date	Opponent	Result	Score
Feb. 10	Stephen F. Austin	W	4-3 (8)
Feb. 10	Mississippi	W	10-6
Feb. 11	Tennessee Tech	W	5-2
Feb. 11	Tennessee Tech	W	8-0
Feb. 12	Mississippi	W	8-0
Feb. 17	Western Carolina	W	9-1
Feb. 18	Coastal Carolina	W	6-1
Feb. 18	North Dakota State	W	2-1
Feb. 19	Mercer	W	3-0
Feb. 22	UCF	W	6-2(9)
Feb. 24	vs. St. John's	W	5-1
Feb. 24	vs. Wisconsin	W	6-2
Feb. 25	vs. Southern Illinois	W	2-0
Feb. 25	vs. Marshall	W	4-1
Feb. 26	vs. Wisconsin	W	2-1
Mar. 2	vs. UC Santa Barbara	W	5-1
Mar. 3	vs. Radford	L	2-3
Mar. 3	at Hawaii	L	1-2
Mar. 4	vs. UC Santa Barbara	W	13-4
Mar. 4	at Hawaii	L	0-1
Mar. 10	NC State*	W	7-1
Mar. 10	NC State*	W	8-0
Mar. 11	NC State*	W	6-0
Mar. 13	UT-Chattanooga	W	1-0
Mar. 17	vs. Northwestern	W	1-0
Mar. 17	vs. Fairfield	W	2-0
Mar. 18	vs. Rutgers	L	0-1
Mar. 18	at USF	L	1-2
Mar. 20	Jacksonville	W	6-0
Mar. 20	Jacksonville	W	7-1
Mar. 21	at Florida AGM	W	10-1
Mar. 24	at Virginia*	W	5-0
Mar. 24	at Virginia*	W	2-0
Mar. 25	at Virginia*	W	3-1
Mar. 29	Florida Gulf Coast	W	5-0
Mar. 29	Florida Gulf Coast	W	7-1
Apr. 1	North Carolina*	W	8-3
Apr. 1	North Carolina*	L	2-4
Apr. 2	North Carolina*	W	3-1
Apr. 4	Florida	L	1-9
Apr. 6	at Virginia Tech*	L	5-11
Apr. 7	at Virginia Tech*	W	7-3
Apr. 7	at Virginia Tech*	W	3-1
Apr. 10	Florida AGM	W	5-3
Apr. 12	South Alabama	L	1-3
Apr. 15	Georgia Tech*	L	4-5
Apr. 15	Georgia Tech*	W	7-6
Apr. 16	Georgia Tech*	W	4-3
Apr. 18	at LSU	W	8-1
Apr. 19	at Troy	L	3-4
Apr. 21	Boston College*	W	12-4
Apr. 22	Boston College*	W	2-0
Apr. 22	Boston College*	W	5-0
May 1	at North Florida	W	8-1
May 1	at North Florida	W	5-0
May 5	at Maryland*	W	4-3
May 5	at Maryland*	L	1-4
May 6	at Maryland*	L	3-4 (10)

## ACC Championship

May 10	vs. NC State	W	6-2
May 11	vs. Georgia Tech	L	1-9

## NCAA Los Angeles Regional

May 18	vs. San Diego State	L	0-1
May 19	vs. UCLA	W	2-1
May 19	vs. San Diego State	L	0-1

## 2013 • (44-19, 18-2 ACC)

## NCAA Super Regional

Date	Opponent	Result	Score
Feb. 8	Florida AGM	W	4-0
Feb. 9	North Florida	W	3-1
Feb. 10	Bethune-Cookman	W	20-0
Feb. 10	Jacksonville	W	8-0
Feb. 15	Tulsa	L	2-3(8)
Feb. 15	Arkansas	W	9-1
Feb. 16	Hofstra	W	9-1
Feb. 16	Hofstra	W	4-0
Feb. 17	Tulsa	L	1-4
Feb. 20	at UCF	W	10-3
Feb. 22	vs. LIU Brooklyn	W	15-1
Feb. 22	vs. Washington	L	0-2
Feb. 23	vs. Oklahoma	L	0-6
Feb. 24	vs. Nebraska	L	0-2
Feb. 24	vs. Stanford	L	1-3
Feb. 28	Troy	W	12-6
Mar. 1	Southern Miss	L	1-2
Mar. 1	Troy	L	3-6
Mar. 2	Appalachian State	W	8-7
Mar. 2	Appalachian State	W	3-0
Mar. 3	Troy	W	8-0
Mar. 9	at NC State*	W	4-0
Mar. 9	at NC State*	W	11-2
Mar. 10	at NC State	W	2-0
Mar. 12	FIU	W	11-2
Mar. 12	FIU	W	7-4
Mar. 13	Tennessee State	W	8-0
Mar. 15	Minnesota	L	2-3
Mar. 16	Georgia Southern	W	4-0
Mar. 17	Minnesota	W	4-3
Mar. 17	Georgia Southern	W	12-3
Mar. 19	at Auburn	W	6-3
Mar. 22	North Carolina*	L	4-5
Mar. 24	North Carolina*	W	9-1
Mar. 24	North Carolina*	W	3-1
Mar. 27	at Florida	L	3-7(8)
Mar. 30	at Maryland*	L	4-5
Mar. 30	at Maryland*	W	13-1
Mar. 31	at Maryland*	W	14-9
Apr. 3	LSU	L	4-5
Apr. 6	Boston College*	W	10-0
Apr. 6	Boston College*	W	4-0
Apr. 7	Boston College*	W	7-3
Apr. 10	at South Alabama	L	0-4
Apr. 14	Virginia*	W	3-2(8)
Apr. 14	Virginia*	W	10-2
Apr. 15	Virginia*	W	2-0
Apr. 17	Florida	L	0-8
Apr. 20	at Virginia Tech*	W	4-2
Apr. 20	at Virginia Tech*	W	11-0
Apr. 21	at Virginia Tech*	W	4-3
Apr. 27	at Georgia Tech*	W	4-1(8)
Apr. 27	at Georgia Tech*	W	8-0

## ACC Championship

May 9	vs. Boston College	W	6-0
May 10	vs. North Carolina	W	3-0
May 11	vs. NC State	L	0-1

## NCAA Mobile Regional

May 17	vs. Mississippi State	W	5-2
May 18	vs. South Alabama	W	2-1
May 19	vs. South Alabama	L	0-3
May 19	vs. South Alabama	W	7-6(8)

## NCAA Austin Super Regional

May 25	vs. Texas	L	2-3
May 26	vs. Texas	L	0-4

# YEAR-BY-YEAR RESULTS

**2014 • (55-9, 24-3 ACC)**

ACC Champions  
College World Series

Date	Opponent	Result	Score
Feb. 7	vs. Nebraska	L	3-4
Feb. 7	at New Mexico State	W	11-0
Feb. 8	vs. UTEP	W	8-0
Feb. 8	vs. St. Mary's	W	12-3
Feb. 9	vs. Nebraska	W	5-1
Feb. 14	Southern Miss	W	5-1
Feb. 14	North Dakota State	W	4-1
Feb. 15	North Dakota State	W	9-0
Feb. 15	Southern Miss	W	11-0
Feb. 16	Southern Miss	W	12-0
Feb. 16	North Dakota State	W	5-0
Feb. 19	UCF	W	6-1
Feb. 21	Charleston Southern	W	8-2
Feb. 22	UC Santa Barbara	W	5-2
Feb. 26	at Auburn	W	5-4
Feb. 28	vs. Houston	W	7-1
Feb. 28	vs. Purdue	W	2-1
Mar. 1	vs. Purdue	W	4-1
Mar. 1	at Alabama	L	0-1
Mar. 2	at Alabama	W	5-1
Mar. 8	at Virginia*	L	9-11
Mar. 8	at Virginia*	W	8-0
Mar. 9	at Virginia*	W	15-0
Mar. 11	vs. Virginia Tech*	W	12-0
Mar. 11	vs. Virginia Tech*	L	4-5
Mar. 12	at Florida Gulf Coast	W	5-0
Mar. 15	NC State*	W	4-1
Mar. 15	NC State*	W	4-2
Mar. 16	NC State*	W	5-1
Mar. 19	at UNF	W	11-1
Mar. 19	at UNF	W	8-0
Mar. 22	at Boston College*	W	5-1
Mar. 22	at Boston College*	W	5-1
Mar. 23	at Boston College*	W	8-0
Mar. 26	Florida AGM	W	8-0
Mar. 30	at North Carolina*	W	6-0
Mar. 30	at North Carolina*	W	5-3
Mar. 31	at North Carolina*	W	5-1
Apr. 2	at Florida	W	3-2 (8)
Apr. 5	Maryland*	W	10-2
Apr. 5	Maryland*	W	14-6
Apr. 6	Maryland*	W	7-5
Apr. 9	Florida	L	2-4
Apr. 13	at Notre Dame*	L	5-8
Apr. 13	at Notre Dame*	W	9-7 (9)
Apr. 16	at Pitt*	W	5-2
Apr. 16	at Pitt*	W	10-3
Apr. 19	Syracuse*	W	7-1
Apr. 19	Syracuse*	W	5-0
Apr. 20	Syracuse*	W	9-1
Apr. 26	Georgia Tech*	W	5-1
Apr. 26	Georgia Tech*	W	4-0
Apr. 27	Georgia Tech*	W	3-0

ACC Championship

May 8	vs. Georgia Tech	W	11-5
May 9	vs. North Carolina	W	9-1
May 10	vs. Notre Dame	W	3-1

NCAA Tallahassee Regional

May 16	vs. Fordham	W	6-1
May 17	vs. USF	W	2-0 (11)
May 18	vs. USF	W	2-1

NCAA Tallahassee Super Regional

May 22	vs. Michigan	L	3-17
May 23	vs. Michigan	W	6-0
May 23	vs. Michigan	W	4-2

Women's College World Series

May 29	vs. Oregon	L	0-3
May 31	vs. Baylor	L	2-7

**2015 • (49-14, 20-3 ACC)**

ACC Champions  
NCAA Super Regional

Date	Opponent	Result	Score
Feb. 7	Georgia Southern	W	8-0
Feb. 7	Kentucky	W	3-2
Feb. 8	Kentucky	L	1-3
Feb. 8	Georgia Southern	W	4-0
Feb. 10	at Florida AGM	W	12-5
Feb. 13	Nebraska	W	4-1
Feb. 13	Western Kentucky	W	2-1
Feb. 14	Michigan	L	5-6
Feb. 14	Michigan	L	1-2
Feb. 15	Nebraska	W	3-2
Feb. 19	vs. Tennessee	L	1-4
Feb. 19	vs. South Carolina	W	4-3
Feb. 20	vs. Oklahoma State	W	4-1
Feb. 21	vs. California	L	6-7
Feb. 21	vs. UCLA	W	5-1
Feb. 28	Boston College	W	5-0
Feb. 28	Boston College	W	2-1
Mar. 1	Boston College	W	5-1
Mar. 6	vs. Coastal Carolina	W	9-0
Mar. 6	vs. Bethune-Cookman	W	12-0
Mar. 7	vs. Hofstra	W	2-1
Mar. 7	at Florida Atlantic	W	1-0
Mar. 8	vs. Coastal Carolina	W	8-0
Mar. 10	at Florida Atlantic	W	12-0
Mar. 12	USC Upstate	W	2-0
Mar. 14	Notre Dame	W	4-1
Mar. 14	Notre Dame	W	7-3
Mar. 15	Notre Dame	L	0-12
Mar. 17	Colgate	W	8-0
Mar. 18	Troy	L	4-6
Mar. 21	at Virginia Tech	W	7-6
Mar. 21	at Virginia Tech	W	7-5
Mar. 22	at Virginia Tech	W	5-2
Mar. 25	Auburn	W	10-7
Mar. 25	Auburn	L	4-10
Mar. 28	Pittsburgh	W	8-0
Mar. 28	Pittsburgh	W	7-0
Mar. 29	Pittsburgh	W	3-0
Apr. 1	Florida AGM	W	11-0
Apr. 3	at NC State	W	6-5
Apr. 3	at NC State	W	10-1
Apr. 4	at NC State	L	4-9
Apr. 8	Florida	L	1-5
Apr. 11	Louisville	L	0-1
Apr. 12	Louisville	W	9-1
Apr. 18	Virginia	W	9-1
Apr. 18	Virginia	W	8-0
Apr. 19	Virginia	W	8-0
Apr. 22	at Florida	L	0-5
Apr. 25	at Georgia Tech	W	2-1
Apr. 25	at Georgia Tech	W	3-2
Apr. 26	at Georgia Tech	W	8-1
Apr. 27	at Georgia State	W	6-3
May 3	at North Florida	W	15-1

ACC Championship

May 7	vs. Boston College	W	4-2
May 8	vs. NC State	W	11-4
May 9	vs. Pittsburgh	W	6-2

NCAA Tallahassee Regional

May 15	Dartmouth	W	5-1
May 16	UCF	W	2-1
May 17	UCF	W	5-0

NCAA Knoxville Super Regional

May 21	at Tennessee	L	2-3
May 22	at Tennessee	W	6-1
May 22	at Tennessee	L	1-2

**2016 • (55-10, 21-2 ACC)**

ACC Champions  
College World Series  
NCAA Semifinalist

Date	Opponent	Result	Score
Feb. 12	vs. St. John's	W	5-2
Feb. 12	at FIU	W	7-1
Feb. 13	vs. LIU Brooklyn	W	12-0
Feb. 13	vs. Illinois	L	1-5
Feb. 14	vs. Valparaiso	W	16-5
Feb. 17	Stephen F. Austin	W	11-0
Feb. 19	Michigan	L	2-6
Feb. 20	Michigan	L	3-10
Feb. 20	Minnesota	W	5-4
Feb. 21	Minnesota	W	2-0
Feb. 24	Florida AGM	W	10-1
Feb. 26	Hofstra	W	8-0
Feb. 26	Bradley	W	14-0
Feb. 27	UAB	W	10-0
Feb. 27	Bradley	W	9-0
Feb. 28	UAB	W	10-0
Mar. 4	at UCLA	W	3-0
Mar. 5	at CSUN	W	12-3
Mar. 5	vs. UC Davis	W	17-3
Mar. 6	vs. CSUN	W	10-0
Mar. 8	at Cal State Fullerton	W	10-1
Mar. 12	vs. Tulsa	W	8-0
Mar. 12	vs. Cal Poly	W	3-1
Mar. 19	Syracuse*	W	4-2
Mar. 19	Syracuse*	W	4-1
Mar. 20	Syracuse*	W	3-0
Mar. 25	at North Carolina*	W	15-6
Mar. 26	at North Carolina*	W	9-6
Mar. 26	at North Carolina*	W	12-5
Apr. 3	at Notre Dame*	W	14-5
Apr. 3	at Notre Dame*	L	4-5
Apr. 6	Jacksonville	W	4-0
Apr. 8	NC State*	W	10-2
Apr. 9	NC State*	W	5-4
Apr. 10	NC State*	W	12-4
Apr. 13	Florida	L	0-1 (12)
Apr. 16	at Boston College*	W	10-2
Apr. 16	at Boston College*	W	2-0
Apr. 17	at Boston College*	W	9-6
Apr. 20	at Auburn	L	6-9
Apr. 20	at Auburn	W	4-3
Apr. 23	Virginia Tech*	W	2-0
Apr. 23	Virginia Tech*	W	3-1
Apr. 24	Virginia Tech*	W	13-1
Apr. 26	UCF	W	7-1
Apr. 30	at Pittsburgh*	W	16-11
Apr. 30	at Pittsburgh*	W	4-3
May 1	at Pittsburgh*	W	15-5
May 4	Florida	L	1-7
May 5	Florida AGM	W	12-3
May 7	Louisville*	L	0-4
May 7	Louisville*	W	9-0
May 8	Louisville*	W	4-3

ACC Championship

May 12	vs. Pittsburgh	W	8-0
May 13	vs. North Carolina	W	7-1
May 14	vs. Notre Dame	W	7-3

NCAA Tallahassee Regional

May 20	Florida AGM	W	1-0
May 21	South Carolina	W	4-0
May 22	South Carolina	W	2-1

NCAA Tallahassee Super Regional

May 27	Utah	W	6-2
May 28	Utah	W	3-0

Women's College World Series

Jun 2	vs. Georgia	L	4-5
Jun 4	vs. UCLA	W	8-4
Jun 5	vs. Michigan	W	1-0
Jun 5	vs. Auburn	L	7-8 (8)

**2017 • (55-8-1, 24-0 ACC)**

ACC Champions  
NCAA Super Regional

Date	Opponent	Result	Score
Feb. 10	Lipscomb	W	13-1
Feb. 10	Furman	W	5-1
Feb. 11	Marshall	W	1-0
Feb. 11	Furman	W	9-1
Feb. 12	Marshall	W	7-0
Feb. 15	Florida AGM	W	5-0
Feb. 17	Northwestern	W	3-2
Feb. 18	Northwestern	W	7-0
Feb. 18	Nebraska	W	9-0
Feb. 19	Nebraska	W	8-0
Feb. 23	vs. Texas AGM	L	0-2
Feb. 23	vs. Stanford	W	8-2
Feb. 24	vs. San Diego State	W	6-4
Feb. 25	vs. Arizona	W	1-0
Feb. 26	vs. UCLA	W	2-1
Feb. 26	vs. Michigan	T	5-5
Mar. 3	Georgia Tech	W	4-0
Mar. 4	Georgia Tech	W	13-8
Mar. 5	Georgia Tech	W	8-0
Mar. 8	North Florida	W	8-0
Mar. 8	North Florida	W	3-0
Mar. 10	at Virginia Tech	W	12-3
Mar. 10	at Virginia Tech	W	13-2
Mar. 11	at Virginia Tech	W	5-2
Mar. 14	at FGCU	W	7-0
Mar. 15	vs. Canisius	W	9-1
Mar. 15	at FGCU	W	13-1
Mar. 17	Notre Dame	W	6-0
Mar. 18	Notre Dame	W	6-0
Mar. 19	Notre Dame	W	16-0
Mar. 22	at UCF	W	4-0
Mar. 24	at Virginia	W	13-1
Mar. 25	at Virginia	W	8-0
Mar. 26	at Virginia	W	10-0
Mar. 31	Pitt	W	14-3
Apr. 1	Pitt	W	12-4
Apr. 2	Pitt	W	5-0
Apr. 8	at Syracuse	W	18-9
Apr. 9	at Syracuse	W	13-4
Apr. 9	at Syracuse	W	6-5
Apr. 12	at Florida	L	0-1
Apr. 14	at South Carolina	L	2-7
Apr. 15	at South Carolina	W	3-1
Apr. 18	at Troy	W	9-3
Apr. 18	at Troy	W	2-0
Apr. 23	at Louisville	W	11-0
Apr. 23	at Louisville	W	4-3
Apr. 24	at Louisville	W	5-4
Apr. 28	North Carolina	W	3-0
Apr. 29	North Carolina	W	8-1
Apr. 30	North Carolina	W	6-2
May 3	Florida	W	3-1
May 6	at Oregon	L	0-11
May 6	at Oregon	L	1-3
May 7	at Oregon	L	1-2

ACC Championship

May 11	vs. Virginia	W	16-0
May 12	vs. Notre Dame	W	6-0
May 13	at North Carolina	W	4-3

NCAA Tallahassee Regional

May 19	Princeton	W	3-0
May 20	Georgia	W	7-1
May 21	Georgia	W	8-5

NCAA Tallahassee Super Regional

May 26	LSU	W	3-1
May 27	LSU	L	0-1
May 28	LSU	L	4-6



# YEAR-BY-YEAR RESULTS

## 2018 • (58-12, 21-3 ACC)

ACC Champions

College World Series

NCAA National Champions

Date	Opponent	Result	Score
Feb. 8	UNCW	W	7-2
Feb. 8	Iowa State	W	1-0
Feb. 9	UNCG	W	8-0
Feb. 9	Iowa State	W	5-0
Feb. 10	UNCW	W	10-0
Feb. 15	vs. Ohio State	W	3-1
Feb. 15	vs. #3 Oklahoma	W	7-4
Feb. 16	vs. #8 LSU	W	9-1
Feb. 16	vs. Minnesota	W	17-6
Feb. 17	vs. Florida Atlantic	W	10-5
Feb. 17	vs. #6 Tennessee	W	5-2
Feb. 20	South Alabama	W	4-1
Feb. 22	Elon	W	15-1
Feb. 22	Lipscomb	W	13-0
Feb. 23	Samford	W	13-0
Feb. 23	Lipscomb	W	14-2
Feb. 24	Samford	W	13-1
Mar. 2	vs. Toledo	W	5-4
Mar. 2	vs. Louisiana Tech	W	4-0
Mar. 3	vs. Dartmouth	W	8-4
Mar. 3	at UCF	W	2-1
Mar. 4	at UCF	W	9-3
Mar. 6	at Grand Canyon	L	3-5
Mar. 6	at Grand Canyon	W	11-1
Mar. 8	at #12 Arizona	W	5-3
Mar. 9	at #12 Arizona	L	3-11
Mar. 10	at #12 Arizona	W	4-3
Mar. 15	Notre Dame	W	11-1
Mar. 16	Notre Dame	L	4-7
Mar. 17	Notre Dame	W	5-0
Mar. 19	Florida A&M	W	8-0
Mar. 20	North Florida	W	9-1
Mar. 22	NC State	W	9-0
Mar. 23	NC State	W	8-6
Mar. 24	NC State	W	8-0
Mar. 29	at Virginia	W	11-0
Mar. 30	at Virginia	W	8-2
Mar. 31	at Virginia	W	16-3
Apr. 3	at #8 Florida	W	2-0
Apr. 6	at Louisville-1	L	0-2
Apr. 6	at Louisville-2	W	4-1
Apr. 8	at Louisville	L	9-10
Apr. 15	at North Carolina	L	5-6 (9)
Apr. 15	at North Carolina	L	0-1
Apr. 17	#6 Florida	L	0-4
Apr. 19	Boston College	W	5-0
Apr. 20	Boston College	W	7-0
Apr. 21	Boston College	W	4-0
Apr. 24	Troy	W	4-1
Apr. 26	Duke	W	8-0
Apr. 27	Duke	W	3-2
Apr. 28	Duke	W	8-1
May 3	at Syracuse	W	8-0
May 4	at Syracuse	W	9-1
May 5	at Syracuse	W	14-5

### ACC Championship

May 10	vs. Louisville	W	7-4
May 11	vs. Notre Dame	W	6-1
May 12	vs. Pitt	W	5-4

### NCAA Tallahassee Regional

May 18	Jacksonville State	W	8-0
May 19	Auburn	W	2-1 (8)
May 20	Jacksonville State	W	10-0

### NCAA Tallahassee Super Regional

May 25	#11 LSU	L	5-6
May 26	#11 LSU	W	8-5 (11)
May 26	#11 LSU	W	3-1

### Women's College World Series

May 31	vs. #3 UCLA	L	4-7
Jun. 2	vs. #7 Georgia	W	7-2
Jun. 2	vs. #1 Oregon	W	4-1
Jun. 3	vs. #3 UCLA	W	3-1
Jun. 3	vs. #3 UCLA	W	12-6
Jun. 4	vs. #5 Washington	W	1-0
Jun. 5	vs. #5 Washington	W	8-3

## 2019 • (55-10, 19-5 ACC)

ACC Champions

NCAA Super Regional

Date	Opponent	Result	Score
Feb. 8	UNCW	W	7-2
Feb. 8	Iowa State	W	1-0
Feb. 9	UNCG	W	8-0
Feb. 9	Iowa State	W	5-0
Feb. 10	UNCW	W	10-0
Feb. 15	vs. Ohio State	W	3-1
Feb. 15	vs. #3 Oklahoma	W	7-4
Feb. 16	vs. #8 LSU	W	9-1
Feb. 16	vs. Minnesota	W	17-6
Feb. 17	vs. Florida Atlantic	W	10-5
Feb. 17	vs. #6 Tennessee	W	5-2
Feb. 20	South Alabama	W	4-1
Feb. 22	Elon	W	15-1
Feb. 22	Lipscomb	W	13-0
Feb. 23	Samford	W	13-0
Feb. 23	Lipscomb	W	14-2
Feb. 24	Samford	W	13-1
Mar. 2	vs. Toledo	W	5-4
Mar. 2	vs. Louisiana Tech	W	4-0
Mar. 3	vs. Dartmouth	W	8-4
Mar. 3	at UCF	W	2-1
Mar. 4	at UCF	W	9-3
Mar. 6	at Grand Canyon	L	3-5
Mar. 6	at Grand Canyon	W	11-1
Mar. 8	at #12 Arizona	W	5-3
Mar. 9	at #12 Arizona	L	3-11
Mar. 10	at #12 Arizona	W	4-3
Mar. 15	Notre Dame	W	11-1
Mar. 16	Notre Dame	L	4-7
Mar. 17	Notre Dame	W	5-0
Mar. 19	Florida A&M	W	8-0
Mar. 20	North Florida	W	9-1
Mar. 22	NC State	W	9-0
Mar. 23	NC State	W	8-6
Mar. 24	NC State	W	8-0
Mar. 29	at Virginia	W	11-0
Mar. 30	at Virginia	W	8-2
Mar. 31	at Virginia	W	16-3
Apr. 3	at #8 Florida	W	2-0
Apr. 6	at Louisville-1	L	0-2
Apr. 6	at Louisville-2	W	4-1
Apr. 8	at Louisville	L	9-10
Apr. 15	at North Carolina	L	5-6 (9)
Apr. 15	at North Carolina	L	0-1
Apr. 17	#6 Florida	L	0-4
Apr. 19	Boston College	W	5-0
Apr. 20	Boston College	W	7-0
Apr. 21	Boston College	W	4-0
Apr. 24	Troy	W	4-1
Apr. 26	Duke	W	8-0
Apr. 27	Duke	W	3-2
Apr. 28	Duke	W	8-1
May 3	at Syracuse	W	8-0
May 4	at Syracuse	W	9-1
May 5	at Syracuse	W	14-5

### ACC Championship

May 9	vs. Georgia Tech	W	7-0
May 10	vs. Notre Dame	W	2-0
May 11	vs. North Carolina	W	8-0

### NCAA Tallahassee Regional

May 17	Bethune-Cookman	W	8-0
May 18	South Florida	W	12-1
May 19	#21 South Carolina	W	7-6

### NCAA Tallahassee Super Regional

May 23	#13 Oklahoma State	L	1-3 (9)
May 24	#13 Oklahoma State	W	4-1
May 25	#13 Oklahoma State	L	2-3

## 2020 • (17-7, 0-0 ACC)

Season cut short due to Covid-19

Pandemic

Date	Opponent	Result	Score
Feb. 7	RV North Carolina	W	2-1 (8)
Feb. 7	#1 Alabama	W	8-7 (8)
Feb. 8	Detroit Mercy	W	22-0 (5)
Feb. 8	#1 Alabama	W	8-0 (5)
Feb. 9	Detroit Mercy	W	12-0 (5)
Feb. 12	Florida A&M	W	10-2 (5)
Feb. 14	vs. #1 Washington	L	0-7
Feb. 14	vs. #13 Minnesota	L	6-7
Feb. 15	vs. #23 Northwestern	L	2-6
Feb. 16	vs. Liberty	W	7-1
Feb. 16	vs. #2 UCLA	L	2-3
Feb. 28	vs. #19 Baylor	L	1-2
Feb. 28	vs. Kent State	W	11-1
Feb. 29	vs. #19 Baylor	W	5-3
Feb. 29	at #21 Arkansas	W	2-1
Mar. 1	vs. Villanova	L	6-9
Mar. 3	Holly Cross	W	8-0 (6)
Mar. 4	at #22 UCF	W	8-3
Mar. 6	at Longwood	W	6-0
Mar. 7	vs. Creighton	W	2-1
Mar. 7	vs. Charleston Southern	W	10-5
Mar. 8	vs. Penn	W	8-0 (6)
Mar. 8	vs. Detroit Mercy	W	16-0 (5)
Mar. 11	at #7 Florida	L	2-5

## 2021 • (49-13-1, 26-5-1 ACC)

College World Series

NCAA National Runner Up

Date	Opponent	Result	Score
Feb. 12	Memphis	W	9-0 (5)
Feb. 12	#24 Missouri	W	9-2
Feb. 13	Memphis	W	3-2
Feb. 13	#24 Missouri	L	5-9
Feb. 18	Georgia Tech	W	8-1
Feb. 18	Georgia Tech	W	7-3
Feb. 19	Georgia Tech	W	5-4
Feb. 20	#15 Virginia Tech	W	7-1
Feb. 20	#15 Virginia Tech	L	1-9 (5)
Feb. 21	#25 Virginia Tech	L	0-6
Feb. 26	FGCU	W	7-0
Feb. 27	FGCU	W	4-1
Feb. 27	Southeastern Louisiana	W	3-0
Mar. 5	#5 Florida	L	0-5
Mar. 6	#5 Florida	W	7-2
Mar. 11	#2 Arizona	W	4-2
Mar. 12	#2 Arizona	L	0-1
Mar. 13	#2 Arizona	W	2-0
Mar. 20	Kennesaw State	W	11-0 (5)
Mar. 20	Auburn	W	10-1 (5)
Mar. 21	Kennesaw State	W	3-2
Mar. 21	Auburn	L	1-2
Mar. 26	Boston College	W	3-2
Mar. 26	Boston College	W	5-0
Mar. 27	Boston College	W	4-1
Mar. 27	Boston College	W	10-2 (5)
Apr. 2	Notre Dame	W	3-1
Apr. 3	Notre Dame	W	8-0 (6)
Apr. 3	Notre Dame	W	8-0 (5)
Apr. 4	Notre Dame	W	5-0
Apr. 9	Duke	W	5-0
Apr. 10	Duke	W	3-0
Apr. 11	Duke	W	4-3
Apr. 17	Syracuse	W	7-3
Apr. 17	Syracuse	W	9-0 (6)
Apr. 18	Syracuse	W	3-2 (8)
Apr. 18	Syracuse	W	13-1 (5)
Apr. 23	Louisville	W	10-0
Apr. 23	Louisville	L	1-5
Apr. 25	Louisville	W	9-0 (5)
Apr. 25	Louisville	T	0-0 (11)
Apr. 30	NC State	W	2-1
May 1	NC State	W	6-1
May 1	NC State	L	2-5
May 2	NC State	W	4-1
May 7	Pittsburgh	L	5-6
May 8	Pittsburgh	W	5-4
May 9	Pittsburgh	W	14-0 (5)

### ACC Championship

May 13	NC State	W	2-0
May 14	#21 Duke	L	3-4

### NCAA Tallahassee Regional

May 21	Kennesaw State	W	6-2
May 22	UCF	W	3-0
May 23	UCF	W	2-0

### NCAA Baton Rouge Super Regional

May 27	#7 LSU	W	1-0
May 28	#7 LSU	W	4-3 (9)

### NCAA Women's College World Series

Jun. 3	#2 UCLA	L	0-4
Jun. 5	#11 Arizona	W	4-3
Jun. 5	#5 Oklahoma State	W	4-2
Jun. 6	#3 Alabama	W	2-0
Jun. 7	#3 Alabama	W	8-5
Jun. 8	#1 Oklahoma	W	8-4
Jun. 9	#1 Oklahoma	L	2-6
Jun. 10	#1 Oklahoma	L	1-5

# YEAR-BY-YEAR RESULTS

**2022 • (54-7, 19-5 ACC)**

ACC Champions

Date	Opponent	Result	Score
Feb. 11	Mercer	W	12-0 (5)
Feb. 11	Kennesaw State	W	4-0
Feb. 12	Loyola Chicago	W	8-2
Feb. 12	Kennesaw State	W	11-0 (5)
Feb. 16	South Alabama	W	4-3
Feb. 17	vs. #15 Tennessee	W	9-3
Feb. 18	vs. #5 Texas	W	9-2
Feb. 19	vs. #16 Michigan	W	2-1
Feb. 20	vs. #20 UCF	W	8-0 (5)
Feb. 20	vs. #2 UCLA	W	4-3 (8)
Feb. 23	Florida A&M	W	8-3
Feb. 25	Hofstra	W	3-0
Feb. 25	Indiana	W	9-0 (5)
Feb. 26	Hofstra	W	10-0 (5)
Feb. 26	Indiana	W	3-1
Mar. 1	at Florida A&M	W	8-1
Mar. 2	Oakland	W	6-5
Mar. 4	Pitt	W	3-0
Mar. 5	Pitt	W	10-0 (5)
Mar. 6	Pitt	L	5-7
Mar. 8	Furman	W	2-0
Mar. 11	at Georgia Tech	W	4-1
Mar. 11	at Georgia Tech	W	6-2
Mar. 13	at Georgia Tech	W	3-2 (12)
Mar. 15	at Lipscomb	W	5-3
Mar. 16	at #3 Alabama	W	6-5
Mar. 19	Boston College	W	4-0
Mar. 20	Boston College	L	0-2 (8)
Mar. 20	Boston College	W	4-0
Mar. 23	at Troy	W	12-0 (5)
Mar. 26	at FIU	W	7-0
Mar. 26	at FIU	W	6-1
Mar. 30	vs. North Florida	W	12-3
Mar. 30	at Jacksonville	W	6-3
April 1	at Virginia	W	9-0
April 2	at Virginia	W	9-0
April 1	at Virginia	W	7-2
April 6	at #7 Florida	W	4-2 (10)
April 8	#5 Virginia Tech	L	3-6 (9)
April 9	#5 Virginia Tech	L	9-23
April 10	#5 Virginia Tech	W	8-6
April 15	at North Carolina	W	2-0
April 16	at North Carolina	L	1-5
April 17	at North Carolina	W	9-2
April 19	Stetson	W	4-1
April 21	#17 Clemson	W	5-4
April 22	#17 Clemson	W	7-6
April 23	#17 Clemson	W	6-0
April 28	#7 Oklahoma State	W	2-1 (9)
April 29	#7 Oklahoma State	W	2-1
May 4	#11 Florida	W	2-1
May 6	at NC State	W	3-1 (8)
May 7	at NC State	W	10-6
May 8	at NC State	W	8-4

## ACC Championship

May 12	vs. Virginia	W	5-3
May 13	vs. #12 Duke	W	8-6
May 14	vs. #15 Clemson	W	8-6

## NCAA Tallahassee Regional

May 20	Howard	W	8-0 (5)
May 21	USF	W	8-0 (5)
May 22	Mississippi State	L	0-5
May 22	Mississippi State	L	3-4

**2023 • (58-11, 22-2 ACC)**

ACC Champions

College World Series

NCAA National Runner-Up

Date	Opponent	Result	Score
Feb. 9	Lipscomb	W	3-0
Feb. 9	Lipscomb	W	4-1
Feb. 11	Longwood	L	4-5
Feb. 11	Purdue	W	8-1
Feb. 12	Longwood	W	5-0
Feb. 14	Florida A&M	W	8-0 (5)
Feb. 14	Florida A&M	W	9-1 (6)
Feb. 16	vs. #15 Arizona	W	6-4
Feb. 17	vs. #4 Arkansas	W	9-6
Feb. 18	vs. #2 UCLA	L	4-6
Feb. 19	vs. #22 Louisiana	W	10-2 (6)
Feb. 19	vs. #12 Alabama	L	1-2
Feb. 22	North Florida	W	4-3
Feb. 23	Florida Gulf Coast	W	13-5 (6)
Feb. 24	Lamar	W	4-0
Feb. 24	Florida Gulf Coast	W	7-2
Feb. 25	Lamar	W	11-3 (6)
Feb. 25	Troy	W	2-1
Mar. 3	Massachusetts	W	8-0 (5)
Mar. 3	Colgate	W	9-1 (6)
Mar. 4	Georgia Southern	W	4-0
Mar. 4	Colgate	W	13-2 (5)
Mar. 5	Georgia Southern	W	9-1 (5)
Mar. 10	at #3 Oklahoma State	W	7-5
Mar. 11	at #3 Oklahoma State	L	1-9 (5)
Mar. 12	at #3 Oklahoma State	L	2-3
Mar. 14	at #1 Oklahoma	L	4-5
Mar. 17	Syracuse	W	10-0 (5)
Mar. 18	Syracuse	W	5-1
Mar. 19	Syracuse	W	8-0 (5)
Mar. 24	at #15 Duke	W	4-1
Mar. 25	at #15 Duke	L	1-2
Mar. 26	at #15 Duke	W	7-3 (5.2)
Mar. 31	Georgia Tech	W	6-4
April 1	Georgia Tech	W	8-0 (5)
April 2	Georgia Tech	W	9-1 (6)
April 6	at #4 Clemson	W	7-0
April 6	at #4 Clemson	W	4-1
April 7	at #4 Clemson	W	3-2
April 12	Jacksonville	W	2-0
April 14	Virginia	W	6-1
April 15	Virginia	L	5-6
April 15	Virginia	W	8-0 (6)
April 18	at Stetson	W	7-2
April 20	at #22 Virginia Tech	W	4-1
April 21	at #22 Virginia Tech	W	6-3
April 22	at #22 Virginia Tech	W	16-7 (5)
April 26	#15 Florida	W	5-3
April 28	at Notre Dame	W	5-4 (8)
April 29	at Notre Dame	W	11-2 (5)
April 30	at Notre Dame	W	12-0 (5)
May 3	at #17 Florida	W	8-7
May 5	Louisville	W	6-4
May 6	Louisville	W	6-4 (11)
May 7	Louisville	W	2-1

## ACC Championship

May 11	vs. Syracuse	W	4-1
May 12	vs. #22 Virginia Tech	W	9-1 (6)
May 13	vs. #9 Duke	W	2-1

## NCAA Tallahassee Regional

May 19	Marist	W	9-0 (5)
May 20	UCF	W	5-1
May 21	South Carolina	L	0-4
May 21	South Carolina	W	1-0

## NCAA Tallahassee Super Regional

May 25	#14 Georgia	W	8-1
May 26	#14 Georgia	W	4-2

## NCAA Women's College World Series

Jun. 1	#6 Oklahoma State	W	8-0 (6)
Jun. 3	#7 Washington	W	3-1
Jun. 5	#4 Tennessee	W	5-1
Jun. 7	#1 Oklahoma	L	0-5
Jun. 8	#1 Oklahoma	L	1-3



SERIES RECORDS

ACC SERIES RECORDS

BOSTON COLLEGE: (FSU LEADS 46-4)

Table of series records for Boston College from 2001 to 2022, including home, away, neutral, and ACC records.

CLEMSON: (FSU LEADS 7-0)

Table of series records for Clemson from 2022 to 2023.

DUKE: (FSU LEADS 10-2)

Table of series records for Duke from 2019 to 2023.

GEORGIA TECH: (FSU LEADS 70-26)

Table of series records for Georgia Tech from 1990 to 1992.

Main table of series records from 1993 to 2023, listing wins, losses, and ties for various opponents.

LOUISVILLE: (FSU LEADS 19-7-1)

Table of series records for Louisville from 2002 to 2023.

NORTH CAROLINA: (FSU LEADS 75-27)

Table of series records for North Carolina from 1984 to 2023.

Table of series records from 2008 to 2022, including home, away, neutral, and ACC records.

NC STATE: (FSU LEADS 45-12)

Table of series records for NC State from 2004 to 2021.

# SERIES RECORDS

.....W.....	4-1	H*
.....W.....	2-0	N#
2022.....W.....	3-1	A*
.....W.....	10-6	A*
.....W.....	8-4	A*

**NOTRE DAME:  
(FSU LEADS 26-7)**

Home:13-3...Away: 7-3...Neutral: 6-1...ACC:19-5

1991.....W.....	7-0	N
1994.....W.....	3-0	N
1996.....L.....	0-1	H
2004.....W.....	4-3	H
2006.....L.....	0-1	N
2014.....L.....	5-8	A*
.....W.....	9-7 (9)	A*
.....W.....	3-1	N#
2015.....W.....	4-1	H*
.....W.....	7-3	H*
.....L.....	0-12	H*
2016.....W.....	14-5	A*
.....L.....	4-5	A*
.....W.....	7-3	N#
2017.....W.....	6-0	H*
.....W.....	6-0	H*
.....W.....	4-0	H*
.....W.....	6-0	N#
2018.....W.....	9-2	A*
.....W.....	11-2	A*
.....L.....	1-3	A*
.....W.....	6-1	N#
2019.....W.....	11-1	H
.....L.....	4-7	H
.....W.....	5-0	H
.....W.....	2-0	H
2021.....W.....	3-1	H*
.....W.....	8-0	H*
.....W.....	8-0	H*
.....W.....	5-0	H*
2023.....W.....	5-4 (8)	A*
.....W.....	11-2 (5)	A*
.....L.....	12-0 (5)	A*

**PITT:  
(FSU LEADS 22-3)**

Home: 12-2...Away: 7-1...Neutral: 3-0...ACC: 17-3

2002.....W.....	7-0	H
2003.....W.....	7-1	H
2014.....W.....	5-2	A*
.....W.....	10-3	A*
2015.....W.....	8-0	H*
.....W.....	3-0	H*
.....W.....	11-0	H*
.....W.....	6-2	N#
2016.....W.....	16-11	A*
.....W.....	4-3	A*
.....W.....	15-5	A*
.....W.....	8-0	N#
2017.....W.....	14-3	H*
.....W.....	12-4	H*
.....W.....	5-0	H*
2018.....W.....	2-1	H*
.....L.....	0-1 (8)	H*
.....W.....	8-0	H*
.....W.....	5-4	N#
2021.....L.....	5-6	A*
.....W.....	5-4	A*
.....W.....	14-0	A*
2022.....W.....	3-0	H*
.....W.....	10-0 (5)	H*
.....L.....	5-7	H*

**SYRACUSE:  
(FSU LEADS 29-2)**

Home: 16-1...Away: 10-0...Neutral: 3-1...ACC: 19-0

2001.....W.....	3-2	H
2002.....W.....	6-3	N
2003.....W.....	6-1	H
2005.....W.....	5-4 (8)	H
.....L.....	1-2	H
.....L.....	3-4 (8)	N
2007.....W.....	8-0	H
2010.....W.....	3-0	N
2014.....W.....	7-1	H*
.....W.....	5-0	H*
.....W.....	9-1	H*
.....W.....	4-2	H*
2016.....W.....	4-1	H*
.....W.....	3-0	H*
2017.....W.....	18-9	A*
.....W.....	13-4	A*
.....W.....	6-5	A*
2018.....W.....	1-0	H*

.....W.....	6-0	H*
.....W.....	5-4	H*
2019.....W.....	8-0	A*
.....W.....	9-1	A*
.....W.....	14-5	A*
2021.....W.....	7-3	A*
.....W.....	9-0	A*
.....W.....	3-2	A*
.....W.....	13-1	A*
2023.....W.....	10-0 (5)	H*
.....W.....	5-1	H*
.....W.....	8-0 (5)	H*
.....W.....	4-1	N#

**VIRGINIA:  
(FSU LEADS 91-19)**

Home:43-6...Away:28-7...Neutral:20-6...ACC:58-10

1986.....W.....	4-0	H
.....L.....	1-2	H
1987.....W.....	7-0	H
.....L.....	2-5	H
1988.....W.....	4-0	N
.....W.....	5-0	H
.....W.....	7-1	H
1989.....W.....	4-2	H
.....W.....	5-1	H
.....W.....	2-0	N
1990.....W.....	1-0	H
.....W.....	5-0	H
1991.....W.....	9-1	H
.....W.....	2-1	H
.....L.....	1-2	N
.....L.....	0-2	N
1992.....W.....	10-0	N*
.....L.....	0-1	H*
.....W.....	5-2	H*
.....W.....	11-1	N#
1993.....W.....	7-0	H*
.....W.....	3-2	N*
.....L.....	0-1	N#
.....W.....	2-0	N#
.....W.....	4-2	N#
1994.....W.....	7-0	N*
.....W.....	4-3	H*
.....W.....	9-4	N*
.....W.....	8-0	A*
.....L.....	4-5	A*
.....L.....	0-2	N#
.....W.....	1-0	N#
.....L.....	0-3	N#
1995.....W.....	2-1	N
.....W.....	3-2	H*
.....W.....	3-0	H*
1996.....W.....	8-0	A*
.....W.....	5-4	A*
1997.....L.....	8-0	H*
.....W.....	3-6	H*
1998.....L.....	1-4	A*
.....L.....	0-3	A*
.....W.....	10-0	N#
.....W.....	2-1	N#
1999.....W.....	8-2	H*
.....W.....	2-1	H*
.....W.....	1-0	N#
.....W.....	3-0	N#
2000.....L.....	2-4	N#
.....W.....	3-1	N#
.....W.....	2-0	N#
.....W.....	3-2	A*
.....W.....	6-2	A*
2001.....W.....	8-0	H*
.....W.....	10-2	H*
2002.....W.....	4-0	A*
.....W.....	6-3	A*
2003.....W.....	5-0	H*
.....W.....	12-1	H*
.....W.....	10-1	H#
.....W.....	10-2	H#
2004.....L.....	1-0	A*
.....L.....	4-5	A*
2005.....W.....	5-3	H*
.....W.....	4-0	H*
.....W.....	3-2	H*
2006.....L.....	0-1	A*
.....W.....	8-5	A*
2007.....W.....	8-2	H*
.....W.....	4-2	H*
.....W.....	8-0	H*
2008.....W.....	9-1	A*
.....W.....	8-3	A*
.....W.....	5-1	A*
2009.....W.....	3-1	H*
.....W.....	12-4	H*
.....W.....	5-1	H*
2010.....L.....	1-2	A*
.....W.....	9-6	A*

.....W.....	2-1	A*
2011.....W.....	8-0	H*
.....L.....	1-2	H*
.....W.....	6-1	H*
.....W.....	12-5	N#
2012.....W.....	5-0	A*
.....W.....	2-0	A*
.....W.....	3-1	A*
2013.....W.....	3-2 (8)	H*
.....W.....	10-2	H*
.....W.....	2-0	H*
2014.....L.....	9-11	A*
.....W.....	8-0	A*
.....W.....	15-0	A*
2015.....W.....	9-1	H*
.....W.....	8-0	H*
.....W.....	8-0	H*
2017.....W.....	13-1	A*
.....W.....	8-0	A*
.....W.....	10-0	A*
.....W.....	16-0	N#
2019.....W.....	11-0	A*
.....W.....	8-2	A*
.....W.....	16-3	A*
2022.....W.....	9-0 (6)	A*
.....W.....	9-0	A*
.....W.....	7-2	A*
.....W.....	5-3	N#
2023.....W.....	6-1	H*
.....L.....	5-6	H*
.....W.....	8-0 (6)	H*

**VIRGINIA TECH:  
(FSU LEADS 36-20)**

Home: 14-7...Away: 17-7...Neutral: 5-6...ACC: 33-17

2005.....W.....	4-2	H*
.....W.....	3-2	H*
.....W.....	5-2	H*
.....L.....	2-3 (14)	N#
2006.....L.....	0-2	A*
.....L.....	2-10 (5)	A*
.....W.....	9-6	A*
2007.....L.....	0-1	H*
.....W.....	10-2	H*
.....L.....	0-1	H*
.....L.....	0-4	N#
2008.....L.....	0-3	A*
.....L.....	1-3	A*
.....W.....	2-0	A*
.....L.....	0-2	N#
2009.....W.....	6-0	H*
.....W.....	3-2	H*
.....L.....	0-2	H*
2010.....L.....	7-8	A*
.....L.....	4-5	A*
.....W.....	3-1	A*
.....W.....	5-3	N#
2011.....W.....	1-0	H*
.....L.....	1-2 (10)	H*
.....L.....	3-4 (8)	H*
.....W.....	9-2	N#
2012.....L.....	5-11	A*
.....W.....	7-3	A*
.....W.....	3-1	A*
2013.....W.....	4-2	A*
.....W.....	11-0	A*
.....W.....	4-3	A*
2014.....W.....	12-0	N*
.....L.....	4-5	N*
2015.....W.....	7-6	A*
.....W.....	7-5	A*
.....W.....	5-2	A*
2016.....W.....	2-0	H*
.....W.....	3-1	H*
.....W.....	13-1	H*
2017.....W.....	12-3	A*
.....W.....	13-2	A*
.....W.....	5-2	A*
2018.....W.....	2-0	H*
.....W.....	8-3	H*
.....W.....	6-2	H*
2021.....W.....	7-1	N*
.....L.....	1-9	N*
.....L.....	0-6	N*
2022.....L.....	3-6	H*
.....L.....	9-23	H*
.....W.....	8-6	H*
2023.....W.....	4-1	A*
.....W.....	6-3	A*
.....W.....	16-7 (5)	A*
.....W.....	9-1 (6)	N*

**NON-CONFERENCE**

**ADELPHI:**

**(FSU LEADS 5-1)**

Home: 2-0...Away: 0-0...Neutral: 3-1

1985.....L.....	0-2	N
1987.....W.....	1-0 (9)	N*
.....W.....	3-1 (13)	N*
1990.....W.....	4-0	H
1992.....W.....	12-2	N
.....W.....	5-0	H

**ALABAMA:  
(SERIES TIED 7-7)**

Home: 2-0...Away: 4-6...Neutral: 3-0

1997.....W.....	2-0	A
.....L.....	5-6	A
1998.....W.....	4-1	N
2007.....L.....	3-6	A*
2011.....L.....	0-8	A
.....L.....	2-9	A
2014.....L.....	0-1	A
.....W.....	5-1	A
2018.....L.....	0-3	A
.....W.....	3-1	A
2020.....W.....	8-7 (8)	H
.....W.....	8-0 (5)	H
2021.....W.....	2-0	N%
.....W.....	8-5	N%
2022.....W.....	6-5	A
2023.....L.....	1-2	N

**APPALACHIAN STATE:  
(FSU LEADS 5-0)**

Home: 4-0...Away: 0-0...Neutral: 1-0

2007.....W.....	4-2	N
2008.....W.....	2-0	H
2009.....W.....	6-0	H
2013.....W.....	8-7	H
.....W.....	3-0	H

**ARIZONA:  
(ARIZONA LEADS 13-7)**

Home: 2-1...Away: 2-3...Neutral: 3-9

1991.....L.....	0-8	A
1992.....L.....	0-2	N
1995.....L.....	1-7	A
.....L.....	0-15	N*
1996.....L.....	4-8	N
.....L.....	6-9	N*
.....L.....	3-10	N*
2002.....L.....	2-6 (11)	N%
2003.....L.....	0-2	N
2005.....L.....	0-6	N
2008.....L.....	2-13	N
2017.....W.....	1-0	N
2019.....W.....	5-3	A
.....L.....	3-11	A
.....W.....	4-3	A
2021.....W.....	4-2	H
.....L.....	0-1	H
.....W.....	2-0	H
.....W.....	4-3	N%
2023.....W.....	6-4	N

**ARIZONA STATE:  
(ASU LEADS 6-4)**

Home: 0-0...Away: 0-2...Neutral: 4-4

1986.....L.....	0-2	N
1989.....L.....	3-7 (9)	N
.....W.....	3-2	N
1998.....L.....	1-6	N
1999.....L.....	0-2	N
2004.....W.....	1-0	N
2006.....W.....	1-0 (10)	N
.....L.....	1-6	A*
.....L.....	1-5	A*
2008.....W.....	3-2	N

**ARKANSAS:  
(FSU LEADS 4-0)**

Home: 1-0...Away: 1-0...Neutral: 2-0

1997.....W.....	4-0	N
2013.....W.....	9-1	H
2020.....W.....	2-1	A
2023.....W.....	9-6	N

**ARMY:  
(FSU LEADS 1-0)**

Home: 0-0...Away: 0-0...Neutral: 1-0



SERIES RECORDS

2004.....W.....10-0.....N

AUBURN: (FSU LEADS 18-11-1)

Table with columns: Year, Result, Score, Status. Rows include 1997-2021.

AUSTIN PEAY: (FSU LEADS 1-0)

1990.....W.....5-1.....N

BALL STATE: (FSU LEADS 8-0-1)

Table with columns: Year, Result, Score, Status. Rows include 1985-2001.

BAYLOR: (BAYLOR LEADS 6-3)

Table with columns: Year, Result, Score, Status. Rows include 1984-2020.

BETHUNE-COOKMAN: (FSU LEADS 8-0)

Table with columns: Year, Result, Score, Status. Rows include 2000-2019.

BOSTON UNIVERSITY: (FSU LEADS 1-0)

2003.....W.....2-1(9).....N

BOWLING GREEN: (FSU LEADS 9-0)

Table with columns: Year, Result, Score, Status. Rows include 1987-2010.

BRADLEY: (FSU LEADS 11-0)

Table with columns: Year, Result, Score, Status. Rows include 1985-2016.

BRIGHAM YOUNG: (FSU LEADS 2-1)

Table with columns: Year, Result, Score, Status. Rows include 2005-2011.

BROWN: (FSU LEADS 2-0)

2015.....W.....14-0.....H

CALIFORNIA: (CAL LEADS 12-1)

Table with columns: Year, Result, Score, Status. Rows include 1991-2015.

CAL POLY: (FSU LEADS 2-1)

Table with columns: Year, Result, Score, Status. Rows include 1993-2016.

UC-DAVIS: (FSU LEADS 1-0)

2016.....W.....17-3.....N

UC-RIVERSIDE: (FSU LEADS 2-0)

Table with columns: Year, Result, Score, Status. Rows include 2001-2009.

UC-SANTA BARBARA: (FSU LEADS 3-0)

Table with columns: Year, Result, Score, Status. Rows include 2012-2014.

CAL STATE FULLERTON:

(FULLERTON LEADS 8-5)

Table with columns: Year, Result, Score, Status. Rows include 1987-2016.

CAL STATE NORTHRIDGE: (CSN LEADS 4-3)

Table with columns: Year, Result, Score, Status. Rows include 1991-2016.

CAMPBELL: (FSU LEADS 9-0)

Table with columns: Year, Result, Score, Status. Rows include 1995-2002.

CANISIUS (FSU LEADS 1-0)

2017.....W.....9-1.....A

CENTRAL MICHIGAN: (FSU LEADS 8-2)

Table with columns: Year, Result, Score, Status. Rows include 1987-2004.

CHARLESTON SOUTHERN: (FSU LEADS 1-0)

Table with columns: Year, Result, Score, Status. Rows include 2014-2020.

COASTAL CAROLINA: (FSU LEADS 9-0)

Table with columns: Year, Result, Score, Status. Rows include 1993-2015.

COLGATE: (FSU LEADS 3-0)

Table with columns: Year, Result, Score, Status. Rows include 2015-2023.

COLLEGE OF CHARLESTON: (FSU LEADS 2-0)

Table with columns: Year, Result, Score, Status. Rows include 2001.

COLORADO STATE: (SERIES TIED 1-1)

Table with columns: Year, Result, Score, Status. Rows include 1999.

CONNECTICUT: (FSU LEADS 27-4)

Table with columns: Year, Result, Score, Status. Rows include 1989-2010.

CREIGHTON: (FSU LEADS 3-1)

Table with columns: Year, Result, Score, Status. Rows include 1988-2020.

DARTMOUTH: (FSU LEADS 2-0)

Table with columns: Year, Result, Score, Status. Rows include 2015-2019.

DAVIS & ELKINS: (FSU LEADS 1-0)

1984.....W.....9-0.....N

DAYTON: (FSU LEADS 3-0)

Table with columns: Year, Result, Score, Status. Rows include 1991-2002.

DEPAUL: (SERIES TIED 1-1)

Table with columns: Year, Result, Score, Status. Rows include 1999-2002.

DETROIT: (FSU LEADS 6-0)

Table with columns: Year, Result, Score, Status. Rows include 1985.

# SERIES RECORDS

.....W.....	6-1	H
1991.....W.....	9-0	N
2020.....W.....	22-0 (5)	H
.....W.....	12-0 (5)	H
.....W.....	16-0 (5)	N

**DRAKE:**  
**(FSU LEADS 2-0)**

Home: 2-0...Away: 0-0...Neutral: 0-0

1993.....W.....	6-0	H
1996.....W.....	1-0	H

**DREXEL:**  
**(FSU LEADS 4-0)**

Home: 4-0...Away: 0-0...Neutral: 0-0

1991.....W.....	2-0	H
.....W.....	7-1	H
1992.....W.....	3-0	H
.....W.....	4-0	H

**EAST CAROLINA:**  
**(FSU LEADS 21-2)**

Home: 7-1...Away: 4-0...Neutral: 10-1

1984.....W.....	2-0	A
.....W.....	3-0	A
1986.....W.....	3-0	N
1987.....W.....	10-0	H
.....W.....	2-1	H
1989.....W.....	5-0	H
.....W.....	5-0	N
.....W.....	3-0	N
1990.....W.....	7-2	N
1991.....W.....	13-0	H
1992.....W.....	5-2	N
1993.....W.....	13-0	N
1994.....L.....	0-1	N
1995.....W.....	10-2	N
.....W.....	4-3	N
1996.....W.....	2-1	N
1997.....W.....	10-0	N
2000.....W.....	1-0	A
.....W.....	7-0	A
2001.....W.....	2-0	N
.....W.....	9-2	H
.....W.....	9-0	H
2009.....L.....	2-1	H

**EAST CENTRAL COLLEGE:**  
**(FSU LEADS 2-0)**

Home: 2-0...Away: 0-0...Neutral: 0-0

1984.....W.....	8-0	H
.....W.....	10-0	H

**EASTERN ILLINOIS:**  
**(FSU LEADS 5-0)**

Home: 5-0...Away: 0-0...Neutral: 0-0

1988.....W.....	2-1	H
.....W.....	3-2	H
.....W.....	11-1	H
1993.....W.....	7-2	H
1994.....W.....	9-0	H

**EASTERN KENTUCKY:**  
**(FSU LEADS 1-0)**

Home: 1-0...Away: 0-0...Neutral: 0-0

2005.....W.....	13-5	H
-----------------	------	---

**EASTERN MICHIGAN:**  
**(FSU LEADS 17-1)**

Home: 10-0...Away: 1-1...Neutral: 0-0

1987.....W.....	8-1	N
1988.....W.....	3-1	H
.....W.....	4-3	H
.....W.....	7-4	N
1989.....W.....	2-0	H
.....W.....	5-1	H
1990.....W.....	1-0	H
.....W.....	1-0	H
1991.....W.....	1-0	N
.....W.....	3-2	N
1994.....W.....	1-0	H
1996.....W.....	7-0	H
1997.....W.....	5-1	H
1998.....W.....	4-2	H
2000.....W.....	5-1	N
2004.....W.....	2-0	A
.....L.....	6-5	A

2010.....W.....	8-0	N
-----------------	-----	---

**ELON:**  
**(FSU LEADS 3-0)**

Home: 1-0...Away: 2-0...Neutral: 0-0

2003.....W.....	6-0	A
.....W.....	6-0	A
2019.....W.....	15-1	H

**FAIRFIELD:**  
**(FSU LEADS 1-0)**

Home: 0-0...Away: 0-0...Neutral: 1-0

2012.....W.....	2-0	N
-----------------	-----	---

**FIU:**  
**(FSU LEADS 15-2)**

Home: 12-2...Away: 3-0...Neutral: 0-0

1999.....W.....	6-1	H
.....W.....	1-0	H
2000.....L.....	2-4	H
.....W.....	8-3	H
2001.....L.....	1-2	H
.....W.....	3-2	H
2004.....W.....	5-1	H
.....W.....	11-0	H
2006.....W.....	3-1	H
.....W.....	8-0	H
2010.....W.....	8-3	H
.....W.....	7-2	H
2013.....W.....	11-2	H
.....W.....	7-4	H
2016.....W.....	7-1	A
2022.....W.....	7-0	A
.....W.....	6-1	A

**FLORIDA:**  
**(FLORIDA LEADS 28-22)**

Home: 11-13...Away: 10-15...Neutral: 1-0

1997.....L.....	1-3	A
.....W.....	8-1	A
1998.....L.....	3-8	H
.....W.....	5-3	H
1999.....L.....	0-2	A
.....W.....	6-4	A
2000.....W.....	6-3	H
.....L.....	3-5	H
2001.....W.....	5-3	A
.....W.....	3-1	A
.....W.....	6-2	N*
2002.....L.....	1-7	H
.....W.....	6-1	H
2003.....W.....	5-0	A
.....W.....	7-3	A
2004.....W.....	2-0	H
2005.....L.....	4-7	A
.....L.....	0-2	A
2006.....W.....	4-0	H
.....W.....	6-5	H
2007.....L.....	1-5	A
.....L.....	3-4	A
2008.....L.....	1-6	H
.....L.....	4-14	H
2009.....L.....	3-4	A
2010.....L.....	4-8	H
.....L.....	2-9	H
2011.....L.....	0-1	A
2012.....L.....	1-9	H
2013.....L.....	3-7 (8)	A
.....L.....	0-8	H
2014.....W.....	3-2 (8)	A
.....L.....	2-4	H
2015.....L.....	1-5	H
.....L.....	0-5	A
2016.....L.....	0-1 (12)	A
.....L.....	1-7	H
2017.....L.....	0-1	A
.....W.....	3-1	H
2018.....W.....	4-1	H
.....L.....	1-5	A
2019.....W.....	2-0	A
.....L.....	0-4	H
2020.....L.....	2-5	A
2021.....L.....	0-5	A
.....W.....	7-2	H
2022.....W.....	4-2 (10)	A
.....W.....	2-1	H
2023.....W.....	5-3	H
.....W.....	8-7	A

**FLORIDA A&M:**

**(FSU LEADS 117-7)**

Home: 67-2...Away: 49-5...Neutral: 1-0

1984.....W.....	12-0	H
.....W.....	9-0	H
.....W.....	10-0	H
.....W.....	11-1	A
.....W.....	11-0	A
1985.....W.....	3-0	A
.....W.....	5-0	A
.....W.....	3-0	A
.....W.....	1-0	H
.....W.....	8-0	H
1987.....W.....	8-1	H
.....W.....	6-3	H
.....W.....	17-0	A
.....W.....	7-1	A
1988.....W.....	14-3	A
.....W.....	11-0	A
.....W.....	7-0	H
.....W.....	3-0	H
.....W.....	2-1	H
1989.....W.....	11-0	A
.....W.....	4-0	A
.....W.....	3-0	H
.....W.....	4-1	H
1990.....W.....	6-2	A
.....W.....	4-0	A
.....W.....	10-0	H
.....W.....	2-0	H
1991.....W.....	8-0	A
.....W.....	4-0	A
.....W.....	7-1	H
.....W.....	11-1	H
1992.....W.....	12-0	A
.....W.....	10-0	A
.....W.....	7-0	H
.....W.....	6-0	H
1993.....W.....	7-0	A
.....W.....	10-0	A
.....W.....	10-0	H
.....W.....	4-1	H
1994.....W.....	3-0	A
.....W.....	8-0	H
.....W.....	7-0	A
.....W.....	8-0	H
1995.....W.....	8-0	H
.....W.....	9-0	A
.....W.....	10-0	A
.....W.....	6-0	H
1996.....W.....	8-0	H
.....W.....	7-2	A
.....W.....	13-0	A
.....W.....	4-0	H
1997.....W.....	7-0	A
.....W.....	8-0	H
.....L.....	1-2	A
.....W.....	7-0	H
1998.....W.....	4-2	A
.....W.....	6-0	H
.....L.....	1-3	H
.....W.....	4-1	A
1999.....L.....	2-3	A
.....W.....	2-1	A
.....W.....	10-1	H
.....L.....	3-8	H
2000.....W.....	9-0	A
.....W.....	8-7	H
.....W.....	3-0	H
.....W.....	9-1	H
.....W.....	7-0	A
2001.....W.....	1-0	H
.....W.....	11-0	N
.....L.....	4-5	A
.....W.....	7-0	H
.....W.....	6-0	A
.....W.....	12-0	H
2002.....W.....	7-3	A
.....W.....	2-1	A
.....W.....	6-0	H
.....W.....	18-3	H
2003.....W.....	13-2	H
.....W.....	5-0	A
.....W.....	9-2	A
.....W.....	6-0	H
2004.....W.....	9-1	H
.....W.....	8-0	H
.....W.....	12-0	A
.....W.....	12-0	A
2005.....W.....	5-2	A
.....L.....	7-10	A
.....W.....	4-1	H
2006.....W.....	4-0	H
.....W.....	6-5	H
.....W.....	9-3	H

.....L.....	0-4	A
.....W.....	9-3	H
2007.....W.....	5-0	H
.....W.....	9-4	H
.....W.....	8-0	A
.....W.....	9-1 (5)	H
2008.....W.....	9-1	A
.....W.....	18-0	H
2009.....W.....	5-0	H
.....W.....	5-1	A
2010.....W.....	9-2	A
2011.....W.....	8-5	H
.....W.....	9-2	A
2012.....W.....	10-1	A
.....W.....	5-3	H
2013.....W.....	4-0	H
2014.....W.....	8-0	H
2015.....W.....	12-5	A
.....W.....	11-0	H
2016.....W.....	10-1	H
.....W.....	12-3	H
.....W.....	1-0	H*
2017.....W.....	5-0	H
2018.....W.....	9-0	H
2019.....W.....	8-0	H
2020.....W.....	10-2 (5)	H
2022.....W.....	8-3	H
.....W.....	8-1	A
2023.....W.....	8-0 (5)	H
.....W.....	9-1 (6)	H

**FLORIDA ATLANTIC:**  
**(FSU LEADS 12-7)**

Home: 2-3...Away: 5-1...Neutral: 5-3

1996.....L.....	0-1	N
1997.....W.....	5-1	N
.....W.....	4-0	N
1999.....L.....	4-8	N
.....L.....	0-1	N
2000.....L.....	2-3	H
.....W.....	2-0	H
.....W.....	2-0	A
2001.....L.....	1-2 (10)	A
.....W.....	1-0	A
.....W.....	5-4 (8)	N
.....W.....	2-0	N*
2002.....L.....	2-4	H
.....W.....	3-2	H
.....L.....	0-5	H
2010.....W.....	6-3	A
2015.....W.....	1-0	A
.....W.....	12-0	A
2019.....W.....	10-5	N

**FLORIDA GULF COAST:**  
**(FSU LEADS 10-0)**

Home: 7-0...Away: 3-0...Neutral: 0-0

2012.....W.....	5-0	H
.....W.....	7-1	H
2014.....W.....	5-0	A
2017.....W.....	7-0	A
.....W.....	13-1	A
2018.....W.....	6-2	H
2021.....W.....	7-0	H
.....W.....	4-1	H
2023.....W.....	13-5 (6)	H
.....W.....	7-2	H

**FLORIDA SOUTHERN:**  
**(FSU LEADS 3-0)**

Home: 1-0...Away: 0-0...Neutral: 2-0

1986.....W.....	7-0	N
.....W.....	2-0	N
.....W.....	7-3	H

**FORDHAM:**  
**(FSU LEADS 1-0)**

Home: 1-0...Away: 0-0...Neutral: 0-0

2014.....W.....	6-1	H*
-----------------	-----	----

**FRESNO STATE:**  
**(FRESNO STATE LEADS 6-4)**

Home: 1-0...Away: 0-1...Neutral: 3-5

1990.....W.....	1-0	N%
1991.....L.....	0-3	N%
1993.....L.....	1-2	N
1997.....L.....	0-2	N
1998.....W.....	2-1	N





SERIES RECORDS

2000 L 0-2 N
L 1-2 A
2004 W 3-0 H
2005 W 2-0 N
2009 L 0-1 N

FURMAN: (FSU LEADS 13-1)

Home: 8-0...Away: 2-0...Neutral: 3-1
1985 W 13-0 H
1986 W 3-2 H
L 0-1 N
1987 W 1-0 (8) H
W 8-2 N
1988 W 2-0 H
1989 W 5-0 N
1999 W 2-0 H
2000 W 8-0 N
2003 W 6-0 A
W 12-0 A
2017 W 5-1 H
W 9-1 H
2022 W 2-0 H

GARDNER-WEBB: (FSU LEADS 2-0)

Home: 2-0...Away: 0-0...Neutral: 0-0
2010 W 7-0 H
W 5-0 H

GEORGE MASON: (FSU LEADS 3-0)

Home: 1-0...Away: 0-0...Neutral: 2-0
1984 W 5-0 H
1985 W 5-0 N
1987 W 3-0 N

GEORGIA: (FSU LEADS 11-8)

Home: 4-2...Away: 4-4...Neutral: 2-2
1998 W 6-5 N
1999 W 5-0 N
L 0-5 A
W 6-0 A
2002 L 2-3 N
2003 L 4-5(8) H
2006 W 3-2 A^
L 1-3 A^
W 2-0 A^
2007 L 1-2 H
2010 W 4-3 A
L 2-5 A^
2011 L 2-10 A^
2016 L 4-5 N^
2017 W 7-1 H^
W 8-5 H^
2018 W 7-2 N^
2023 W 8-1 H
W 4-2 H

GEORGIA SOUTHERN: (FSU LEADS 40-3)

Home: 27-0...Away: 12-3...Neutral: 1-0
1991 W 6-2 A
W 5-1 H
W 4-0 H
W 9-1 H
1992 W 8-0 A
W 13-3 A
W 6-0 H
W 2-0 H
1993 W 6-0 N
1994 W 10-1 H
W 8-0 H
1996 W 2-1 H
W 5-0 H
1997 W 8-0 A
W 5-3 A
1998 W 6-2 H
W 3-1 H
1999 L 1-3 A
W 2-0 A
2000 W 8-0 H
W 6-1 H
2001 W 8-0 A
W 4-0 A
2002 W 7-0 H
W 4-0 H
2003 W 7-2 A

L 2-1 A
W 8-0 H
W 4-0 H
2005 L 0-1 A
W 3-0 A
W 3-2 H
W 10-2 (5) H
2007 W 11-2 A
2008 W 8-0 H
W 4-3 H
W 6-4 H
2013 W 4-0 H
W 12-3 H
2015 W 8-0 H
W 4-0 H
2023 W 4-0 H
W 9-1 (5) H

GEORGIA STATE: (FSU LEADS 18-1)

Home: 9-0...Away: 3-0...Neutral: 6-1
1985 W 7-0 N
1987 W 4-1 N
1988 W 5-0 H
W 2-1 H
1990 W 2-0 H
W 8-0 H
L 0-1 (9) N
1993 W 1-0 H
1998 W 8-0 N
2001 W 9-1 A
W 10-0 A
2003 W 4-3 (8) N
2006 W 5-2 H
2007 W 6-2 H
2008 W 1-0 H
W 3-0 H
2011 W 6-1 N^
2015 W 6-3 A
2018 W 8-0 N

GRAMBLING: (FSU LEADS 5-0)

Home: 2-0...Away: 2-0...Neutral: 1-0
1984 W 7-0 A
W 4-0 A
1985 W 11-0 H
W 10-0 H
W 7-0 N

GRAND CANYON: (SERIES TIED 1-1)

Home: 0-0...Away: 1-1...Neutral: 0-0
2019 L 3-5 A
W 11-1 A

HARVARD: (FSU LEADS 1-0)

Home: 0-0...Away: 0-0...Neutral: 1-0
2000 W 6-2 N

HAWAII: (HAWAII LEADS 2-0)

Home: 0-0...Away: 0-2...Neutral: 0-0
2012 L 1-2 A
L 0-1 A

HOFSTRA: (FSU LEADS 18-3)

Home: 9-2...Away: 0-0...Neutral: 9-1
1992 W 14-4 N
1993 W 6-0 N
W 10-2 N
1994 W 3-2 H
W 4-3 H
1995 W 5-1 N
W 8-2 N
1997 L 1-2 N
1999 W 6-5 N
2008 W 1-0 N
2010 W 8-0 H
2011 W 5-1 H
L 0-2 H
2013 W 9-1 H
W 4-0 H
2015 W 2-1 N
2016 W 8-0 H
2018 L 0-1 (10) H
W 5-0 H

W 3-0 H
W 10-0 (5) H

HOLLY CROSS: (FSU LEADS 1-0)

Home: 1-0...Away: 0-0...Neutral: 0-0
2020 W 8-0 (6) H

HOUSTON: (FSU LEADS 1-0)

Home: 0-0...Away: 0-0...Neutral: 1-0
2014 W 7-1 N

HOWARD: (FSU LEADS 1-0)

Home: 1-0...Away: 0-0...Neutral: 0-0
2022 W 8-0 (5) H^

ILLINOIS: (ILLINOIS LEADS 3-1)

Home: 0-0...Away: 0-0...Neutral: 1-3
2001 L 0-1 N
W 2-0 N
2010 L 3-4 N
2016 L 1-5 N

ILLINOIS-CHICAGO: (FSU LEADS 3-2)

Home: 1-0...Away: 0-0...Neutral: 2-2
1994 W 3-0 N
1995 L 1-3 N
W 1-0 N
W 3-0 H
1998 L 1-3 N

ILLINOIS STATE: (FSU LEADS 6-1)

Home: 2-1...Away: 0-0...Neutral: 4-0
1989 W 2-0 H
1992 W 7-2 N
1994 L 2-3 H
1995 W 10-2 N
1996 W 4-1 N
2000 W 1-0 N
2004 W 11-3 H

INDIANA: (FSU LEADS 11-1)

Home: 7-0...Away: 0-0...Neutral: 4-1
1990 L 1-2 N
W 1-0 H
W 2-0 H
1991 W 3-1 N
W 6-2 H
1994 W 3-2 H
1996 W 3-1 N
1997 W 3-2 N
1998 W 3-2 N
2009 W 7-0 H
2022 W 9-0 (5) H
W 3-1 H

INDIANA STATE: (FSU LEADS 2-0)

Home: 0-0...Away: 0-0...Neutral: 2-0
1995 W 8-0 N
1998 W 6-1 N

IONA: (FSU LEADS 1-0)

Home: 1-0...Away: 0-0...Neutral: 0-0
2010 W 9-1 H

IOWA: (FSU LEADS 6-3)

Home: 0-0...Away: 0-0...Neutral: 6-3
1990 L 0-5 N
1993 W 3-0 N
W 5-3 N^
1995 L 0-4 N

1997 L 1-7 N
2000 W 4-1 N^
W 4-2 N^
2008 W 2-0 N
2009 W 6-0 N

IOWA STATE: (FSU LEADS 12-0)

Home: 11-0...Away: 0-0...Neutral: 1-0
1994 W 3-2 H
1995 W 2-0 H
2001 W 4-0 H
W 6-0 H
2002 W 7-0 N
2003 W 3-1 H
W 6-2 H
2005 W 1-0 H
2006 W 5-0 H
W 9-1 (6) H
2019 W 1-0 H
W 5-0 H

JACKSONVILLE: (FSU LEADS 19-4)

Home: 13-2...Away: 6-2...Neutral: 0-0
2003 W 9-0 H
W 2-0 H
2004 W 3-2 A
L 1-2 A
2005 L 2-5 H
W 11-0 H
2006 W 8-1 A
L 1-2 A
2007 W 10-2(5) H
W 8-0(6) H
W 3-0 H
1994 L 2-5 H
W 10-0 A
W 3-1 A
2009 W 4-0 H
W 10-0 H
2010 W 8-0 A
2012 W 6-0 H
W 7-1 H
2013 W 8-0 H
2016 W 4-0 H
2022 W 6-3 A
2023 W 2-0 H

JACKSONVILLE STATE: (FSU LEADS 6-2)

Home: 4-0...Away: 2-0...Neutral: 0-2
2001 W 4-1 (10) A
W 12-2 A
2002 W 3-0 H
W 6-1 H
2008 L 3-4 N^
L 1-10 N^
2018 W 8-0 H^
W 10-0 H^

KANSAS: (FSU LEADS 6-5)

Home: 1-2...Away: 0-0...Neutral: 5-3
1988 W 2-1 N
L 2-4 N
1989 W 3-2 N
W 1-0 N
1993 L 0-1 N^
W 5-0 N^
W 2-1 N^
1994 L 2-4 N
2000 L 1-4 H
2002 W 5-4 H
2007 L 0-1 H

KENNESAW STATE: (FSU LEADS 5-0)

Home: 2-0...Away: 1-0...Neutral: 1-0
2021 W 11-0 N
W 3-2 A
W 6-2 H^
2022 W 4-0 H
W 11-0 (5) H

KENT STATE: (FSU LEADS 7-1)

Home: 5-1...Away: 0-0...Neutral: 2-0
1987 W 16-0 H

# SERIES RECORDS

1992	W	6-0	H
	W	2-1	H
	W	8-0	H
2001	W	4-0	H
2006	L	2-4	H
2010	W	6-0	N
2020	W	11-1	N

**KENTUCKY:  
(SERIES TIED 2-2)**

Home: 2-2...Away: 0-0...Neutral: 0-0

2011	W	2-0	H
	L	2-7	H
2015	W	3-2	H
	L	1-3	H

**LAMAR:  
(FSU LEADS 2-0)**

Home: 2-0...Away: 0-0...Neutral: 0-0

2023	W	4-0	H
	W	11-3 (6)	H

**LEHIGH:  
(FSU LEADS 1-0)**

Home: 0-0...Away: 0-0...Neutral: 1-0

2005	W	5-1	N
------	---	-----	---

**LIBERTY:  
(FSU LEADS 3-0)**

Home: 1-0...Away: 1-0...Neutral: 1-0

1984	W	9-0	A
2009	W	11-3	H
2020	W	7-1	N

**LIMESTONE:  
(FSU LEADS 4-0)**

Home: 0-0...Away: 0-0...Neutral: 4-0

1986	W	4-0	N
	W	1-0	N
1987	W	6-0	N
	W	11-0	N

**LIPSCOMB:  
(FSU LEADS 2-0)**

Home: 7-0...Away: 1-0...Neutral: 0-0

2008	W	5-1	H
	W	11-3	H
2017	W	13-1	H
2019	W	13-0	H
	W	14-2	H
2022	W	5-3	A
2023	W	3-0	H
	W	4-1	H

**LIU BROOKLYN:  
(FSU LEADS 2-0)**

Home: 0-0...Away: 0-0...Neutral: 1-0

2013	W	15-1	N
2016	W	12-0	N

**LONG BEACH STATE:  
(FSU LEADS 4-2)**

Home: 0-0...Away: 0-0...Neutral: 4-2

1996	L	1-2	N
2000	W	2-0	N*
2003	W	4-0	N
2005	W	5-1	N
2008	L	2-6	N
2011	W	4-1	N

**LONG ISLAND:  
(FSU LEADS 2-0)**

Home: 1-0...Away: 0-0...Neutral: 1-0

2004	W	4-0	H*
2010	W	6-0	N

**LONGWOOD:  
(FSU LEADS 2-1)**

Home: 1-1...Away: 1-0...Neutral: 0-0

2020	W	6-0	A
2023	L	4-5	H
	W	5-0	H

**LOUISIANA:  
(FSU LEADS 12-9)**

Home: 4-2...Away: 0-0...Neutral: 8-7

1984	W	1-0	H
1989	W	4-2	N
1990	L	1-2 (10)	H
	W	4-3	N*
	W	2-1	N*
1991	W	3-0	N
	W	1-0	N*
1992	W	1-0	N*
	W	1-0	N*
1993	L	1-2	H
	W	2-1	H
1994	L	3-12	N
2000	L	1-9	N
	L	1-2	N
	L	2-6	N
2003	L	0-3	N
2004	L	1-0	N
2006	L	0-14 (5)	N
2018	W	8-0	H
	W	7-1	H
2023	W	10-2 (6)	N

**LOUISIANA TECH:  
(LA. TECH LEADS 11-3-2)**

Home: 1-1...Away: 0-0...Neutral: 11-0-2

1984	T	0-0	N
1985	T	0-0	N
	L	1-2	N
	L	3-4	N
1986	L	0-4	N*
	L	0-1	N*
1987	W	2-1	N
1988	L	0-7	N
	L	1-6	N*
1989	L	0-1 (10)	N
	L	0-1 (10)	N
	L	1-3	N*
1994	W	2-0	H
1997	L	2-6	N
	L	2-3	H
2019	W	4-0	N

**LOYOLA CHICAGO:  
(FSU LEADS 1-0)**

Home: 1-0...Away: 0-0...Neutral: 1-0

1984	W	8-2	H
------	---	-----	---

**LSU:  
(FSU LEADS 8-6)**

Home: 4-3...Away: 3-0...Neutral: 1-2

1998	W	4-2	H
2004	L	3-4	N
	L	1-2	N%
2012	W	8-1	A
2013	L	4-5	H
2017	W	3-1	H6
	L	0-1	H6
	L	4-6	H6
2018	L	5-6	H6
	W	8-5 (11)	H6
	W	3-1	H6
2019	W	9-1	N
2021	W	1-0	A6
	W	4-3	A6

**MAINE:  
(FSU LEADS 11-0)**

Home: 10-0...Away: 0-0...Neutral: 1-0

1986	W	1-0	H
	W	10-0	H
1988	W	1-0	H
1990	W	7-0	N
2002	W	6-2	H
	W	1-0	H
2004	W	7-0	H
	W	2-1	H
2005	W	1-0	H
	W	5-2	H
2007	W	9-1 (5)	H

**MARIST:  
(FSU LEADS 1-0)**

Home: 1-0...Away: 0-0...Neutral: 0-0

2023	W	9-0 (5)	H
------	---	---------	---

**MARSHALL:  
(FSU LEADS 5-0)**

Home: 4-0...Away: 0-0...Neutral: 1-0

1995	W	8-0	H
	W	7-0	N
2012	W	4-1	N
2017	W	1-0	H
	W	7-0	H

**MARYLAND:  
(FSU LEADS 48-14)**

Home: 24-4...Away: 13-9...Neutral: 11-1  
ACC: 34-14

1996	W	4-0	A*
	W	6-2	A*
	W	8-0	N
	W	3-0	N#
1997	W	1-0	H*
	W	3-0	H*
	W	4-3	N#
	L	1-2	N#
1998	L	3-5	A*
	W	9-1	A*
	W	1-0	N#
1999	W	2-0	H
	W	4-1	H*
	L	3-5	H*
2000	W	6-2	N#
	W	3-0	N#
	W	10-3	A*
	W	3-2	A*
2001	W	5-3	N*
	W	5-0	H*
	W	10-1	H*
	W	2-1 (11)	N#
	W	4-0	N#
2002	W	2-1	H
2003	W	6-2	H*
	W	3-2 (10)	H*
2004	W	7-0	H*
	W	2-1	H*
2005	W	1-0 (9)	H*
	L	2-7	H*
	W	2-0	H*
	L	0-2	A#
2006	W	6-5	H*
	L	4-6	A*
	W	4-1	A*
	W	8-4	A*
2007	W	4-2(14)	H*
	W	6-0	H*
	W	8-0(5)	H*
	W	7-4	N#
2008	L	1-3	A*
	W	3-0	A*
	L	3-4	A*
2009	W	1-0	H*
	W	8-0	H*
	W	1-0	H*
2010	W	2-0	A*
	L	2-6	A*
	W	3-0	N#
2011	L	0-1	H*
	L	4-7	H*
	W	5-0	H*
2012	W	4-3	A*
	L	1-4	A*
	L	3-4 (10)	A*
2013	W	4-5	A*
	W	13-1	A*
	W	14-9	A*
2014	W	10-2	H*
	W	14-6	H*
	W	7-5	H*

**MASSACHUSETTS:  
(FSU LEADS 13-5)**

Home: 6-1...Away: 3-1...Neutral: 4-3

1991	W	2-0	N
1992	W	3-1	N
	L	2-4	N%
1993	W	5-0	A
1995	W	5-4	H
	W	4-3	H
	L	0-8	A
	W	2-0	N
1996	W	4-1	A
	W	3-1	H
1998	W	4-0	N
	W	1-0	H
1999	L	1-2	H
	W	6-0	H

2002	L	2-3	N
2003	L	1-2	N
2008	W	6-0	N
2023	W	8-0 (5)	H

**MCNEESE ST:  
(MCNEESE ST LEADS 2-0)**

Home: 0-1...Away: 0-0...Neutral: 0-1

1995	L	0-4	N
2018	L	1-6	H

**MEMPHIS:  
(FSU LEADS 3-0)**

Home: 3-0...Away: 0-0...Neutral: 0-0

2007	W	8-0(6)	N
2021	W	9-0	H
	W	3-2	H

**MERCER:  
(FSU LEADS 30-0)**

Home: 18-0...Away: 12-0...Neutral: 0-0

1993	W	5-0	H
	W	7-0	H
1994	W	9-3	H
	W	6-0	H
	W	6-0	A
	W	5-0	A
1995	W	3-0	H
	W	10-2	H
1996	W	4-1	A
	W	5-2	A
1997	W	1-0	H
	W	5-1	H
1998	W	5-1	A
	W	9-1	A
1999	W	9-0	H
	W	10-0	H
2000	W	7-0	A
	W	7-4	A
2001	W	4-0	H
	W	8-0	H
2002	W	2-0	A
	W	2-1	A
2002	W	11-0	H
2004	W	5-1	A
	W	8-2	A
2010	W	2-1	H
2011	W	5-4	H
	W	3-0	H
2012	W	3-0	H
2022	W	12-0 (5)	H

**MIAMI (OHIO):  
(FSU LEADS 13-6)**

Home: 10-6...Away: 0-0...Neutral: 3-0

1987	W	3-0	N
	W	3-2 (10)	N
1988	W	5-1	H
1989	L	3-4	H
	L	0-1	H
	W	5-0	H
1991	W	2-0	H
	L	0-8	H
	W	5-1	H
1992	L	0-2	H
1995	W	9-1	H
1997	W	2-1	H
1998	L	1-4	H
	L	1-3	H
1999	W	2-0	H
	W	6-2	H
2000	W	8-0	H
2009	W	10-2	H
2010	W	4-0	N

**MICHIGAN:  
(MICHIGAN LEADS 25-8-1)**

Home: 6-18...Away: 0-4...Neutral: 2-3-1

1990	W	1-0	H
	L	2-3	H
1995	L	1-2	H
	L	0-5	H
1996	L	1-6	H
1999	L	0-5	N
2000	L	1-6	H
2002	L	0-1	H
2004	W	1-0	H
	L	2-1	A
	L	1-0	A
2006	L	0-9 (6)	H



SERIES RECORDS

Table with columns for year, result (L/W), score, and home/away status. Rows include years from 2007 to 2022.

MICHIGAN STATE: (FSU LEADS 8-4)

Table with columns for year, result (L/W), score, and home/away status. Rows include years from 1985 to 2010.

MIDDLE TENNESSEE: (FSU LEADS 7-0)

Table with columns for year, result (L/W), score, and home/away status. Rows include years from 2002 to 2011.

MILLIKIN: (FSU LEADS 1-0)

Table with columns for year, result (L/W), score, and home/away status. Rows include years from 1985 to 1985.

MINNESOTA: (FSU LEADS 10-2)

Table with columns for year, result (L/W), score, and home/away status. Rows include years from 1993 to 2020.

MISSISSIPPI: (FSU LEADS 3-1)

Table with columns for year, result (L/W), score, and home/away status. Rows include years from 1998 to 2012.

MISSISSIPPI STATE: (MISSISSIPPI STATE LEADS 9-7)

Table with columns for year, result (L/W), score, and home/away status. Rows include years from 1984 to 2002.

Table with columns for year, result (L/W), score, and home/away status. Rows include years from 2003 to 2022.

MISSISSIPPI VALLEY STATE: (FSU LEADS 1-0)

Table with columns for year, result (L/W), score, and home/away status. Rows include years from 2010 to 2010.

MISSISSIPPI U FOR WOMEN: (FSU LEADS 3-0)

Table with columns for year, result (L/W), score, and home/away status. Rows include years from 1984 to 1984.

MISSOURI: (MISSOURI LEADS 8-2)

Table with columns for year, result (L/W), score, and home/away status. Rows include years from 1985 to 2021.

NEBRASKA: (NEBRASKA LEADS 11-10)

Table with columns for year, result (L/W), score, and home/away status. Rows include years from 1988 to 2017.

NEVADA: (FSU LEADS 1-0)

Table with columns for year, result (L/W), score, and home/away status. Rows include years from 1986 to 1986.

NEW MEXICO: (FSU LEADS 3-0)

Table with columns for year, result (L/W), score, and home/away status. Rows include years from 1985 to 1991.

NEW MEXICO STATE: (FSU LEADS 4-0)

Table with columns for year, result (L/W), score, and home/away status. Rows include years from 1995 to 2014.

NEW ORLEANS: (FSU LEADS 2-0)

Table with columns for year, result (L/W), score, and home/away status. Rows include years from 1984 to 1984.

Table with columns for year, result (L/W), score, and home/away status. Rows include years from 2022 to 2023.

NICHOLLS STATE: (FSU LEADS 11-2)

Table with columns for year, result (L/W), score, and home/away status. Rows include years from 1984 to 2006.

UNC-CHARLOTTE: (FSU LEADS 16-0)

Table with columns for year, result (L/W), score, and home/away status. Rows include years from 1994 to 1999.

UNC-GREENSBORO: (FSU LEADS 3-1)

Table with columns for year, result (L/W), score, and home/away status. Rows include years from 2002 to 2019.

UNC-WILMINGTON: (FSU LEADS 9-0)

Table with columns for year, result (L/W), score, and home/away status. Rows include years from 1987 to 2019.

NORTH DAKOTA STATE: (FSU LEADS 4-0)

Table with columns for year, result (L/W), score, and home/away status. Rows include years from 2012 to 2014.

NORTH FLORIDA: (FSU LEADS 18-1)

Table with columns for year, result (L/W), score, and home/away status. Rows include years from 2007 to 2019.

Table with columns for year, result (L/W), score, and home/away status. Rows include years from 2022 to 2023.

NORTHERN ILLINOIS: (FSU LEADS 5-3)

Table with columns for year, result (L/W), score, and home/away status. Rows include years from 1988 to 2010.

NORTHERN IOWA: (FSU LEADS 8-1)

Table with columns for year, result (L/W), score, and home/away status. Rows include years from 1990 to 2018.

NORTHWESTERN: (FSU LEADS 9-3)

Table with columns for year, result (L/W), score, and home/away status. Rows include years from 1991 to 2020.

OAKLAND: (FSU LEADS 1-0)

Table with columns for year, result (L/W), score, and home/away status. Rows include years from 2022 to 2022.

OHIO: (FSU LEADS 7-0)

Table with columns for year, result (L/W), score, and home/away status. Rows include years from 1986 to 2000.

OHIO STATE: (FSU LEADS 11-3)

Table with columns for year, result (L/W), score, and home/away status. Rows include years from 1984 to 2019.

OKLAHOMA: (OU LEADS 11-8)

Table with columns for year, result (L/W), score, and home/away status. Rows include years from 1987 to 1987.

# SERIES RECORDS

1990	L	0-1 (8)	N
	W	3-2	H
1991	W	7-1	N
1994	L	1-3	N*
1997	W	2-1	N
2002	W	1-0	N
2004	W	3-2	N
2005	L	0-3	N
2009	L	1-3	N
2013	L	0-6	N
2019	W	7-4	N
2021	W	8-4	N%
	L	2-6	N%
	L	1-5	N%
2023	L	4-5	A
	L	0-5	N%
	L	1-3	N%

## OKLAHOMA CITY COLLEGE: (FSU LEADS 2-0)

Home: 0-0...Away: 0-0...Neutral: 2-0			
1988	W	5-0	N
1992	W	2-1	N

## OKLAHOMA STATE: (OSU LEADS 14-13)

Home: 2-2...Away: 2-4...Neutral: 9-8			
1986	W	3-2	N
	W	2-1	N
1987	L	1-4	A
	W	2-0	A
1990	L	1-2(8)	A
	L	1-4	N%
1991	W	2-0	N*
	W	4-3	N*
1993	L	2-5	N%
1994	L	0-1	N
	L	0-1	N
1995	L	1-5	N
	W	7-4	N
1998	L	0-4	N*
2009	L	0-1	H*
	L	0-1	H*
2015	W	4-1	N
2019	L	1-3 (9)	N
	W	4-1	N
	L	2-3	N
2021	W	4-2	N%
2022	W	2-1 (9)	H
	W	2-1	H
2023	W	7-5	A
	L	1-9 (5)	A
	L	2-3	A
	W	8-0 (6)	N

## ONONDAGA JC: (FSU LEADS 4-0)

Home: 4-0...Away: 0-0...Neutral: 0-0			
1984	W	4-1	H
	W	10-0	H
1985	W	10-0	H
	W	8-1	H

## OREGON: (OREGON LEADS 9-6)

Home: 3-3...Away: 0-3...Neutral: 3-3			
1995	W	3-2	N
1996	W	1-0	N
1997	L	1-6	N
1998	L	0-2	N
2003	L	3-1	H
2004	W	5-4	H*
	L	1-0	H*
	W	2-0	H*
2014	L	0-3	N%
2017	L	0-11	A
	L	1-3	A
	L	1-2	A
2018	L	0-5	H
	W	2-1	H
	W	4-1	N%

## OREGON STATE: (OREGON STATE LEADS 3-0)

Home: 0-0...Away: 0-0...Neutral: 0-3			
2003	L	0-2	N
	L	1-2	N*
2011	L	5-6	N

## PACIFIC: (FSU LEADS 2-1)

Home: 0-0...Away: 0-1...Neutral: 2-0			
1991	W	4-3	N
2000	L	2-5	A
2003	W	8-1	N

## PENN: (FSU LEADS 2-0)

Home: 0-0...Away: 0-0...Neutral: 2-0			
2018	W	12-0	N
2020	W	8-0 (6)	N

## PENN STATE: (FSU LEADS 7-1)

Home: 3-1...Away: 0-0...Neutral: 4-0			
1984	W	5-0	N
1992	W	7-0	N
1994	W	6-2	N
1996	W	4-3	N
1998	W	3-0	H
2002	W	4-0	H
2003	L	3-4 (11)	H
2004	W	8-0	H

## PORTLAND STATE: (FSU LEADS 2-0)

Home: 0-0...Away: 0-0...Neutral: 2-0			
2018	W	18-1	N
	W	9-0	N

## PRESBYTERIAN: (FSU LEADS 1-0)

Home: 1-0...Away: 0-0...Neutral: 0-0			
2013	W	8-0	H

## PRINCETON: (FSU LEADS 11-0)

Home: 8-0...Away: 0-0...Neutral: 3-0			
1990	W	5-0	H
	W	6-0	H
1991	W	4-3	N
1992	W	7-0	H
	W	2-1	H
1994	W	2-1	H
2000	W	4-3	H
	W	2-0	H
2002	W	5-1	N
2003	W	5-1	N
2017	W	3-0	H*

## PROVIDENCE: (PROVIDENCE LEADS 1-0)

Home: 0-0...Away: 0-0...Neutral: 0-1			
1994	L	0-4	N*

## PURDUE: (FSU LEADS 6-1)

Home: 2-1...Away: 0-0...Neutral: 4-0			
1998	W	8-1	N
	W	5-4	N
	L	0-1	H
2009	W	8-0	H
2014	W	2-1	N
	W	4-1	N
2023	W	8-1	H

## QUINCY COLLEGE: (FSU LEADS 2-0)

Home: 2-0...Away: 0-0...Neutral: 0-0			
1985	W	4-2	H
	W	1-0	H

## RADFORD: (FSU LEADS 4-2)

Home: 2-0...Away: 0-0...Neutral: 2-2			
1984	W	8-0	N
2005	W	4-0	H
2007	W	2-1	H
2010	W	10-1	N*
	L	2-3	N*
2012	L	2-3	N

## RHODE ISLAND:

## (FSU LEADS 3-0)

Home: 3-0...Away: 0-0...Neutral: 0-0			
1991	W	6-0	H
1993	W	10-0	H
2004	W	11-0	H

## RIDER COLLEGE: (FSU LEADS 2-0)

Home: 2-0...Away: 0-0...Neutral: 0-0			
1984	W	10-0	H
	W	4-0	H

## ROBERT MORRIS: (FSU LEADS 5-1)

Home: 4-0...Away: 0-0...Neutral: 1-1			
1992	W	1-0	H
	W	14-1	N
1994	L	0-1	N
1995	W	3-0	N
1998	W	4-1	H
2004	W	9-1	H

## RUTGERS: (FSU LEADS 7-1)

Home: 5-0...Away: 0-0...Neutral: 2-1			
1985	W	4-0	H
1986	W	3-0	H
1987	W	4-0	N
1992	W	1-0	H
	W	8-4	H
2002	W	5-1	N
2003	W	6-0	H
2012	L	0-1	N

## SACRAMENTO STATE: (FSU LEADS 1-0)

Home: 0-0...Away: 0-0...Neutral: 1-0			
1991	W	4-0	N

## SAGINAW VALLEY STATE: (FSU LEADS 3-0)

Home: 2-0...Away: 0-0...Neutral: 1-0			
1984	W	1-0	H
	W	7-2	H
1985	W	6-0	N

## ST. JOHN'S: (FSU LEADS 5-1)

Home: 4-1...Away: 0-0...Neutral: 1-0			
2002	W	8-3	H
2004	W	7-4	H
2006	W	7-2	H
2011	L	5-11	H
2012	W	5-1	H
2016	W	5-2	N

## ST. JOSEPH'S: (FSU LEADS 3-0)

Home: 3-0...Away: 0-0...Neutral: 0-0			
2004	W	7-0	H
	W	14-0	H
2005	W	4-0	H

## ST. LOUIS CC: (FSU LEADS 2-0)

Home: 2-0...Away: 0-0...Neutral: 0-0			
1984	W	15-0	H
	W	11-1	H

## ST. MARY'S (CA): (FSU LEADS 1-0)

Home: 0-0...Away: 0-0...Neutral: 1-0			
2014	W	12-3	N

## ST. MARY'S (TEXAS): (FSU LEADS 1-0)

Home: 0-0...Away: 0-0...Neutral: 1-0			
1986	W	2-1	N

## SAM HOUSTON:

## (SERIES TIED 1-1)

Home: 0-0...Away: 0-0...Neutral: 1-1			
1986	W	3-2	N
1990	L	0-2	N

## SAMFORD: (FSU LEADS 14-0)

Home: 12-0...Away: 0-0...Neutral: 2-0			
1991	W	2-1	H
	W	6-0	H
	W	4-0	N
1992	W	10-0	H
	W	7-0	H
	W	4-3	N
1993	W	3-1	H
	W	8-4	H
1995	W	14-0	H
2006	W	7-2	H
2007	W	13-5	H
	W	8-0(6)	H
2019	W	13-0	H
	W	13-1	H

## SAN DIEGO STATE: (SAN DIEGO STATE LEADS 3-2)

Home: 0-0...Away: 0-0...Neutral: 2-3			
2001	W	2-1 (8)	N
2011	L	2-10	N
2012	L	0-1	N*
	L	0-1	N*
2017	W	6-4	N

## SETON HALL: (FSU LEADS 1-0)

Home: 0-0...Away: 0-0...Neutral: 1-0			
2007	W	4-2	N

## SOUTH ALABAMA: (FSU LEADS 8-4)

Home: 4-1...Away: 4-3...Neutral: 0-0			
2009	W	6-1	H
2010	W	2-0	A
2011	W	6-0	H
2012	L	1-3	H
2013	L	0-4	A
	W	2-1	A*
	L	0-3	A*
	W	7-6 (8)	A*
2018	L	1-3	A
	W	14-1	A
2019	W	4-1	H
2022	W	4-3	H

## SOUTH CAROLINA: (FSU LEADS 28-22)

Home: 14-6...Away: 6-9...Neutral: 6-6			
1985	L	0-2	H
	W	2-0	H
1986	W	3-0	A
1987	L	0-4	N
	L	0-2	N
	W	1-0 (9)	A
	L	1-3	A
	L	0-1	A
	W	2-1	A
1988	L	1-5	N
	L	0-1 (9)	A
	L	1-3	A
1989	L	1-2 (10)	N*
1990	L	0-2 (9)	H
	W	3-0	H
1991	L	3-4	N
	W	4-1	N
1992	W	3-2	N
	W	2-0	H
	W	6-0	H
	W	2-0	H
1993	L	4-6	A
	W	7-0	A
	W	8-0	A
1994	L	2-3	H
	W	3-1	H
1995	L	1-2	A
	L	2-3	A
	L	3-6	A
	W	5-4	N
	W	6-0	N
1996	W	4-2	N
	W	5-1	H



SERIES RECORDS

Table with 3 columns: Year, Score, Result. Rows include 1998, 2002, 2004, 2005, 2006, 2007, 2015, 2016, 2017, 2019, 2023.

SOUTH DAKOTA STATE: FSU LEADS 2-0

Home: 2-0...Away: 0-0...Neutral: 0-0. Rows for 2010, 2011.

SOUTH FLORIDA: FSU LEADS 2-0

Home: 2-0...Away: 0-0...Neutral: 0-0. Rows for 2019, 2022.

SE LOUISIANA: (FSU LEADS 3-0)

Home: 3-0...Away: 0-0...Neutral: 0-0. Rows for 2003, 2005, 2021.

SW MISSOURI STATE: (FSU LEADS 2-1)

Home: 2-0...Away: 0-0...Neutral: 0-1. Rows for 1985, 1989.

SOUTHERN ILLINOIS: (FSU LEADS 8-4)

Home: 6-3...Away: 0-0...Neutral: 2-1. Rows for 1988, 1989, 1990, 1993, 1996, 2002, 2005, 2007, 2010, 2012.

SOUTHERN MISS: (FSU LEADS 14-5)

Home: 9-4...Away: 2-0...Neutral: 3-1. Rows for 1984, 1987, 1990, 1993, 1999, 2000, 2004, 2007, 2008, 2010, 2013, 2014.

W...12-0...H

STANFORD: (SERIES EVEN 2-2)

Home: 0-0...Away: 0-0...Neutral: 2-2. Rows for 1985, 1998, 2013, 2017.

STEPHEN F. AUSTIN: (FSU LEADS 5-1)

Home: 1-0...Away: 0-0...Neutral: 3-1. Rows for 1984, 1990, 2009, 2012, 2016.

STETSON: (FSU LEADS 16-1)

Home: 10-0...Away: 3-0...Neutral: 3-1. Rows for 1985, 1987, 1989, 1990, 1994, 1995, 1996, 2000, 2022, 2023.

SUSQUEHANNA: (FSU LEADS 2-0)

Home: 2-0...Away: 0-0...Neutral: 0-0. Rows for 1985.

TEMPLE: (FSU LEADS 12-1)

Home: 6-0...Away: 0-0...Neutral: 6-1. Rows for 1985, 1986, 1987, 1988, 1989.

TENNESSEE: (TENN LEADS 5-4)

Home: 0-0...Away: 1-2...Neutral: 3-3. Rows for 2006, 2008, 2015, 2019, 2022, 2023.

UT-CHATTANOOGA: (FSU LEADS 9-0)

Home: 4-0...Away: 2-0...Neutral: 3-0. Rows for 1996, 1997, 2000.

2001...W...4-1...H. 2002...W...3-2 (10)...H. 2008...W...1-0 (8)...N^A. 2012...W...5-3...N^A.

TENNESSEE STATE: (FSU LEADS 1-0)

Home: 1-0...Away: 0-0...Neutral: 0-0. Rows for 2013.

TENNESSEE TECH: (FSU LEADS 5-1)

Home: 2-0...Away: 0-0...Neutral: 3-1. Rows for 1986, 1987, 2007, 2012.

TEXAS: (UT LEADS 7-5)

Home: 1-0...Away: 1-3...Neutral: 3-4. Rows for 1988, 2000, 2002, 2004, 2005, 2009, 2013, 2022.

TEXAS A&M: (TEXAS A&M LEADS 6-4)

Home: 1-1...Away: 0-1...Neutral: 3-4. Rows for 1984, 1985, 1986, 1988, 1990, 1994, 2004, 2008, 2017.

TEXAS-ARLINGTON: (UTA LEADS 1-0)

Home: 0-0...Away: 0-0...Neutral: 0-1. Rows for 1990.

TEXAS STATE: (FSU LEADS 2-0)

Home: 0-0...Away: 2-0...Neutral: 0-0. Rows for 2018.

TEXAS TECH: (TEXAS TECH LEADS 9-1)

Home: 0-0...Away: 0-0...Neutral: 1-4. Rows for 2000, 2002, 2003, 2010.

TOLEDO: (FSU LEADS 1-1)

Home: 7-1...Away: 0-0...Neutral: 2-0. Rows for 1985, 1986, 1987, 1991, 1993, 1999, 2019.

TROY: (FSU LEADS 32-12-1)

Home: 23-7...Away: 9-4...Neutral: 0-1. Rows for 1995, 1996, 1997, 1998, 1999, 2000, 2001, 2002, 2003, 2004, 2005, 2006, 2007, 2008, 2009, 2012, 2013, 2015, 2017, 2018, 2019, 2022, 2023.

TULSA: (TULSA LEADS 2-1)

Home: 0-2...Away: 1-0...Neutral: 0-0. Rows for 2013, 2014, 2016.

UAB: (FSU LEADS 6-1)

Home: 5-0...Away: 0-0...Neutral: 0-1. Rows for 2002, 2011, 2016.

UCF: (FSU LEADS 24-5)

Home: 12-2...Away: 10-3...Neutral: 2-0. Rows for 2002, 2003, 2004, 2005, 2006, 2007, 2008, 2010, 2011, 2012, 2013, 2014, 2015, 2016, 2017.

# SERIES RECORDS

2019	W	2-1	A
.....	W	9-3	A
2020	W	8-3	A
2021	W	3-0	H*
.....	W	2-0	H*
2022	W	8-0	N
2023	W	5-1	H

**UCLA:**  
**(UCLA LEADS 12-9)**

Home: 0-0...Away: 1-0...Neutral: 8-12

1990	L	1-3	N%
1991	L	2-5	N
.....	L	0-1	N%
1994	L	0-3	N
1996	L	0-4	N
2000	L	0-3	N
.....	L	1-6	N*
.....	L	1-7	N*
2002	W	2-1 (9)	N%
2012	W	2-1	N*
2015	W	5-1	N
2016	W	3-0	A
.....	W	8-4	N%
2017	W	2-1	N
2018	L	4-7	N%
.....	W	3-1	N%
.....	W	12-6	N%
2020	L	2-3	N
2021	L	0-4	N%
2022	W	4-3 (8)	N
2023	L	4-6	N

**ULM:**  
**(FSU LEADS 3-0-1)**

Home: 1-0...Away: 0-0-1...Neutral: 2-0

1984	T	0-0	A
1985	W	1-0	N
.....	W	10-1	N
1988	W	5-1	H

**UNLV:**  
**(FSU LEADS 5-1)**

Home: 0-0...Away: 0-0...Neutral: 5-1

1990	W	4-1	N%
1991	W	3-1	N%
1992	W	4-0	N*
1996	L	2-3	N
1999	W	9-6	N
2004	W	2-1	N

**USC UPSTATE:**  
**(FSU LEADS 1-0)**

Home: 1-0...Away: 0-0...Neutral: 0-0

2015	W	2-0	H
------	---	-----	---

**USF:**  
**FSU LEADS (40-13)**

Home: 14-4...Away: 16-7...Neutral: 10-2

1985	W	2-1	A
.....	L	3-4	A
.....	W	2-1	H
.....	W	2-1	H
.....	L	1-2	H
.....	W	1-0	A
.....	W	1-0	A
1986	W	1-0	H
.....	W	2-1	H
.....	W	3-0	N
1987	L	3-7	A
.....	W	5-4	N
.....	L	0-2	N
.....	W	1-0	N
1988	W	2-1	A
.....	W	8-5 (11)	A
.....	W	8-1	A
1989	W	4-2	H
.....	W	8-1	H
.....	W	2-0	N
1990	W	2-1	A
.....	W	4-1	A
.....	W	2-0	A
1991	W	2-0	A
.....	L	0-2	A
.....	W	6-5	N
.....	W	2-0	N

1992	W	5-1	A
.....	W	3-0	A
.....	W	1-0	H
1993	W	10-0	H
.....	W	7-0	H
.....	W	1-0	N
1994	W	2-0	N
.....	W	4-2	A
.....	W	6-5	A
1995	W	4-0	H
.....	L	3-4	H
.....	L	0-3	N
1996	W	1-0	A
.....	W	1-4	A
.....	W	3-1	N*
1997	L	3-4	H
.....	L	1-3	H
1998	W	2-1	A
.....	L	2-3	A
1999	L	1-2	A
.....	W	2-1	H
.....	W	5-1	H
2012	L	1-2	A
2014	W	2-0 (11)*	H
.....	W	2-1	H

**UTAH:**  
**(UTAH LEADS 8-5)**

Home: 3-1...Away: 0-1...Neutral: 2-6

1986	L	2-6	N
1988	W	3-0	N
.....	L	4-8	N
1993	L	2-3	N
1997	L	2-6	N
1998	W	2-1	N
.....	L	1-4	N
1999	L	1-5	N
2005	L	5-8	A
2011	L	4-5	H
.....	W	7-3	H
2016	W	6-2	H6
.....	W	3-0	H6

**UTAH STATE:**  
**(FSU LEADS 3-1)**

Home: 0-0...Away: 0-0...Neutral: 3-1

1985	L	0-2	N
1994	W	5-3	N
1996	W	6-5	N
1999	W	12-3	N

**UTEP:**  
**(FSU LEADS 1-0)**

Home: 0-0...Away: 0-0...Neutral: 1-0

2014	W	8-0	N
------	---	-----	---

**VALPARAISO:**  
**(FSU LEADS 3-0)**

Home: 2-0...Away: 1-0...Neutral: 0-0

1986	W	5-0	H
.....	W	2-0	H
2016	W	18-5	A

**VILLANOVA:**  
**(VILLANOVA LEADS 2-0)**

Home: 0-0...Away: 0-0...Neutral: 0-2

2000	L	2-3	N
2020	L	6-9	N

**WASHINGTON**  
**(SERIES TIED 8-8)**

Home: 0-1...Away: 0-0...Neutral: 8-7

1996	L	6-13	N
.....	L	1-3	N
1997	L	3-8	N
1998	W	1-0	N
2002	L	4-6	H
.....	W	3-2	N
2004	W	7-1	N
.....	W	2-0	N%
2007	W	3-1	N
2008	L	3-4	N
2009	L	1-4	N
2013	L	0-2	N
2018	W	1-0	N%
.....	W	8-3	N%
2020	L	0-7	N

2023	W	3-1	N
------	---	-----	---

**WEST FLORIDA:**  
**(FSU LEADS 47-4)**

Home: 21-2...Away: 24-2...Neutral: 2-0

1983	W	10-4	A
.....	W	10-9	A
.....	W	3-1	N
.....	W	17-4	H
.....	W	5-1	N
1986	W	5-0	H
.....	W	6-0	H
.....	W	3-0	A
.....	W	5-1	A
1987	W	1-0	A
.....	W	4-0	A
1988	W	1-0 (8)	H
.....	W	1-0	H
.....	L	5-3	A
.....	L	1-2	A
1989	W	3-2 (10)	H
.....	L	1-5	H
.....	W	3-2	A
.....	W	3-0	A
1990	W	1-0	H
.....	W	1-0	H
.....	W	2-0 (11)	A
.....	W	6-0	A
1991	W	4-3	H
.....	L	0-5	H
.....	W	1-0	A
.....	W	7-0	A
1992	W	2-0	H
.....	W	2-0	H
.....	W	6-0	A
.....	W	11-2	A
1993	W	6-1	H
.....	W	3-1	H
.....	W	5-0	A
.....	W	7-0	A
1994	W	10-0	H
.....	W	5-0	H
.....	L	1-4	A
.....	W	8-0	A
1995	W	8-0	A
.....	W	3-2	A
.....	W	9-3	H
.....	W	3-0	H
1996	W	8-0	H
.....	W	8-0	H
.....	W	6-0	A
.....	W	10-0	A
1998	W	9-3	A
.....	W	10-6	A
.....	W	2-1	H
.....	W	5-3	H

**WESTERN CAROLINA:**  
**(FSU LEADS 3-0)**

Home: 1-0...Away: 0-0...Neutral: 2-0

1981	W	1-0	N
.....	W	13-9	N
2012	W	9-1	H

**WESTERN ILLINOIS:**  
**(FSU LEADS 8-3)**

Home: 5-2...Away: 0-0...Neutral: 3-1

1984	L	1-3	H
.....	W	3-1	H
1985	W	1-0	H
.....	W	9-0	N
1986	W	11-0	H
.....	L	4-6	H
1989	W	5-2	N
1991	W	2-1	N
.....	W	2-1	H
1999	L	0-1	N
2006	W	11-6	H

**WESTERN KENTUCKY:**  
**(FSU LEADS 1-0)**

Home: 1-0...Away: 0-0...Neutral: 0-0

2015	W	2-1	H
------	---	-----	---

**WESTERN MICHIGAN**  
**(FSU LEADS 1-0)**

Home: 1-0...Away: 0-0...Neutral: 0-0

2006	W	2-1	H
------	---	-----	---

**WICHITA STATE:**

**(FSU LEADS 1-0)**

Home: 0-0...Away: 0-0...Neutral: 1-0

1990	W	1-0	N
------	---	-----	---

**WINTHROP:**  
**(FSU LEADS 6-0)**

Home: 2-0...Away: 0-0...Neutral: 4-0

1987	W	8-0	N
1991	W	4-1	N
.....	W	2-0	H
.....	W	4-1	N
1992	W	3-1	N
2003	W	1-0	H

**WISCONSIN:**  
**(FSU LEADS 6-1)**

Home: 2-1...Away: 0-0...Neutral: 4-0

1997	L	3-12	H
2000	W	3-0	N
.....	W	6-5	N
2011	W	7-1	H
.....	W	9-0	H
2012	W	6-2	N
.....	W	2-1	N

**WRIGHT STATE:**  
**(FSU LEADS 1-0)**

Home: 0-0...Away: 0-0...Neutral: 1-0

1998	W	8-3	N
------	---	-----	---

**YALE:**  
**(FSU LEADS 1-0)**

Home: 0-0...Away: 0-0...Neutral: 1-0

1995	W	11-1	N
------	---	------	---

**YOUNGSTOWN STATE:**  
**(FSU LEADS 4-0)**

Home: 4-0...Away: 0-0...Neutral: 0-0

1997	W	8-2	H
.....	W	6-3	H
1998	W	1-0	H
.....	W	10-2	H



# UNIVERSITY & ATHLETIC ADMINISTRATION



**RICHARD MCCULLOUGH**  
UNIVERSITY PRESIDENT



**MICHAEL ALFORD**  
DIRECTOR OF ATHLETICS



**CINDY HARTMANN**  
DEPUTY DIRECTOR OF ATHLETICS FOR  
ADMINISTRATION



**ROSS COBB**  
SENIOR ASSOCIATE  
ATHLETICS DIRECTOR/CFO



**LISA VARYTIMIDIS**  
SENIOR ASSOCIATE  
ATHLETICS DIRECTOR/SWA



**DOUG WALKER**  
EXECUTIVE SENIOR ASSOCIATE ATHLETICS  
DIRECTOR FOR STRATEGIC COMMUNICATIONS



**STEPHEN PONDER**  
PRESIDENT & CEO,  
SEMINOLE BOOSTERS



**DR. MIKE BRADY**  
FACULTY ATHLETICS  
REPRESENTATIVE



**BEN ZIERDEN**  
SENIOR ASSOCIATE ATHLETICS DIRECTOR  
FOR FACILITIES AND CAPITAL PROJECTS



**ROB WILSON**  
ASSOCIATE ATHLETICS DIRECTOR FOR  
COMMUNICATIONS

## 2023-24 FLORIDA STATE BOARD OF TRUSTEES



Peter Collins, Chair



Maximo  
Alvarez



Kathryn  
Ballard



Bridgett  
Birmingham



Vivian de las  
Cuevas-Diaz



Jorge  
Gonzalez



Jim W.  
Henderson



Jackson  
Hitchcock



Justin  
Roth



Deborah  
Sargeant



Bob  
Sasser



John  
Thiel



Drew  
Weatherford



# MEDIA INFORMATION

## A NOTE TO THE MEDIA, FANS AND OPPONENTS

Florida State Assistant Sports Information Director Tim Hofmann is ready to assist you with any questions or requests you may have about the 2024 Seminole softball program, almanac, coaches and student-athletes. Please do not hesitate to contact the FSU Sports Information office if we can further assist you.

## PLAYERS & COACHES INTERVIEWS

All players and coaches interviews should be arranged through the sports information office by contacting Tim Hofmann at (402) 984-4761 or at thofmann@fsu.edu at least 24 hours in advance. Student-athlete's phone numbers will not be released. Media may not contact any student-athlete through the use of social media, including Facebook and Twitter.

## HOW TO COVER THE SEMINOLES

Members of the media are supplied with weekly press releases, including updated statistics, as well as conference and national rankings and information on upcoming games. This information may be obtained in the sports information office and will be updated after every game at www.seminoles.com.

## WHERE THE HOME GAMES WILL BE

All of the 2024 softball home games take place on JoAnne Graf Field at the Seminole Softball Complex (capacity 1,000). Media should notify the sports information office prior to home games if they plan to attend. Any accredited photographer wishing to shoot the games must check in with Tim Hofmann prior to game day.

## FSU ON THE WEB

All the game stories, updated stats, weekly releases and Seminole softball news you could ever ask for is available 24 hours a day, 365 days a year at Seminoles.com. The official FSU athletics Web site is your first stop for all the information you could ever need on the Seminole softball team and is updated immediately following each game.

## FOLLOW FSU SOFTBALL ON SOCIAL MEDIA

Media and fans are encouraged to follow @FSU\_Softball on the team's official Twitter page and Facebook (Facebook.com/FSUSoftball) for instantaneous information surrounding the squad. FSU softball also has accounts on Snapchat (fsu\_softball) and Instagram (fsusoftball). Throughout the 2024 regular season, in-game tweeting will be provided in addition to livestats on Statbroadcast.com.

**Contact Us At:** Phone: 850-644-1403 / Fax: 850-644-3820

### Address Inquiries To:

Florida State Sports Information  
PO Drawer 2195  
Tallahassee, FL 32316

### Ship Overnight Packages To:

Florida State Sports Information  
403 Stadium Drive West, Room D0107  
Tallahassee, FL 32306

## PUBLIC RELATIONS DIRECTORY



**Tim Hofmann**  
Sports Information Director



**Rob Wilson**  
Associate AD/Communications



**Derek Satterfield**  
Sr. Assoc. Communications  
Director



**Chuck Walsh**  
Deputy SID



**Christa Salerno**  
Assistant SID



**Steve Stone**  
Assistant SID



**Steven McCartney**  
Assistant SID



**Jennifer Coleman**  
Public Relations Assistant



**Keaton Laurendine**  
Public Relations Assistant



**Adam Magarian**  
Public Relations Assistant



**Jack Oliaro**  
Public Relations Assistant

## DIGITAL MEDIA DIRECTORY



**Chase Chandeysson**  
Creative Video Content  
Coordinator



**Leo Georgi**  
Creative Video Content  
Producer



**Kelsey Wicinski**  
Social Media  
Coordinator





# 2024 TEAM PHOTO ROSTER



**1**  
**Hallie Wacaser**  
R-JR - OF  
Centerton, Ark.



**3**  
**Isa Torres**  
FR - INF  
Georgetown, Texas



**4**  
**Jahni Kerr**  
R-JR - OF  
Mableton, Ga.



**5**  
**Allison Royalty**  
SR - P  
Corinth, Texas



**6**  
**Kaley Mudge**  
SR - OF  
Winter Springs, Fla.



**7**  
**Angelee Bueno**  
FR - INF  
Oviedo, Fla.



**8**  
**Kalei Harding**  
SR - UT  
Murfreesboro, Tenn.



**9**  
**Devyn Flaherty**  
SR - INF  
Sarasota, Fla.



**10**  
**Mimi Gooden**  
FR - P  
Milton, Fla.



**11**  
**Ashtyn Danley**  
FR - P/UT  
Winchester, Tenn.



**12**  
**Amaya Ross**  
JR - INF  
Jacksonville, Fla.



**14**  
**Autumn Belviy**  
SR - OF  
San Diego, Calif.



**17**  
**Emma Wilson**  
SR - P  
Dallas, Ga.



**21**  
**Madi Balk**  
SO - P  
Lancaster, N.Y.



**22**  
**Annie Potter**  
JR - INF  
Largo, Fla.



**23**  
**Kennedy Harp**  
FR - OF  
Lawrenceville, Ga.



**24**  
**Madi Frey**  
SO - C/UT  
Lutz, Fla.



**27**  
**Krystina Hartley**  
JR - INF  
St. Petersburg, Fla.



**31**  
**Makenna Reid**  
SO - P  
Portland, Ore.



**42**  
**Jaysoni Beachum**  
FR - INF  
Tallahassee, Fla.



**51**  
**Michaela Edenfield**  
R-JR - C  
Sneads, Fla.



**77**  
**Katie Dack**  
JR - C/UT  
Parker, Colo.



**HC**  
**Lonni Alameda**  
Head Coach



**AC**  
**Travis Wilson**  
Assistant Coach



**AC**  
**Troy Cameron**  
Assistant Coach



**AC**  
**Kaleigh Rafter**  
Assistant Coach