

2023 Florida State

Softball

Record Book

TABLE OF CONTENTS



2023 Florida State Softball

Table of Contents.....	1
This is FSU: Tradition.....	2
This is FSU: Community/Academics.....	3
This is FSU: Facilities.....	4
This is FSU: Softball Coaches Club.....	5
#FSACC (Five Core Values).....	6
2018 National Champions.....	7
Play For Those Who Can't.....	8
2023 Softball Quick Facts.....	9
2023 Roster.....	10

Student-Athletes

Bethany Keen.....	11
Josie Muffley.....	12
Mack Leonard.....	13-14
Ali DuBois.....	15-16
Kathryn Sandercock.....	17-18
Kaley Mudge.....	19-20
Devyn Flaherty.....	21-22
Emma Wilson.....	23
Kaia Lopreste.....	24
Kalei Harding.....	25
Allison Royalty.....	26
Hallie Wacaser.....	27
Autumn Belvy.....	28
Katie Dack.....	29
Jahni Kerr.....	30
Michaela Edenfield.....	31
Amaya Ross.....	32
Krystina Hartley.....	33
Frey/Weisbrook.....	34
Reid/Balk.....	35

Coaching Staff

Head Coach Lonni Alameda.....	36-39
Assistant Coach Travis Wilson.....	40-41
Assistant Coach Troy Cameron.....	42
Softball Support Staff.....	43

2022 Review

2022 Final Statistics.....	44
2022 Team Game Highs.....	45
2022 Game-By-Game Results.....	46
Last Time It Happened.....	47

History of the Program

Hall of Fame & All-Americans.....	48
Honors and Awards.....	49-54
All-Time Letterwinners.....	55
Pro & International Players.....	56
1981 & 1982 National Champions.....	57
Dr. JoAnne Graf.....	58

Results & Records

NCAA Records.....	59-60
Team & Individual Records.....	61
All-Time Top 10.....	62
Single Season Top 10.....	63
Yearly Leaders.....	64-66
Yearly Team Statistics.....	67-68
All-Time Postseason Results.....	69
Year By Year Results.....	70-81
Series Records.....	82-91

Florida State Information

University and Athletic Administration.....	92
Media Information.....	93
2023 Team Photo Roster.....	94



CREDITS

The 2023 Florida State Softball Almanac is a publication of the FSU Sports Information Office. Written and edited by Tim Hofmann and Bret Clein and Jordyn Rolli. Page layout by Bret Clein. Featured photographers: Ryals Lee, Maury Neipris, NCAAPhotos, Phil Kelly, Larry Novey, Perrone Ford, Colin Abbey, Don Juan Moore and Ross Obley.



THIS IS FLORIDA STATE SOFTBALL

A WORLD-CLASS PROGRAM BUILT ON TRADITION



Florida State has been a mainstay in the collegiate softball scene since being one of the pioneer programs of the sport in 1978. Over the last 45 years, the Seminole program has done its part to help grow the game exponentially in that time span by churning out numerous All-America players, staffing quality coaches and stringing together many impressive seasons, including 11 trips to the Women's College World Series as well as the 2018 and 2020 NCAA National Championships and the 1981 & 1982 AIAW National Championships.

With the 2023 season marking head coach Lonni Alameda's 15th as the Seminole skipper, the direction of the program remains on the right path. 40-win seasons continue to be a staple of the program, with 38 in the program's 44 years, including 20 50-win seasons. NCAA Championship appearances are always expected, with the Seminoles being one of just nine schools to make an NCAA Regional in every year since 2000.

Historically, there are not many programs that can match the numbers put up by Florida State: 18 Atlantic Coast Conference titles, 11 NCAA Women's College World Series appearances, one NCAA national championship, two AIAW national titles, 35 All-Americans with 54 total All-America honors and 34 NCAA Championship appearances.

Being a Florida State softball student-athlete does not mean the sole focus is just on the field. Joining the program puts you in an instantaneous family that is fostered by a fun-loving coaching staff that brings out the best in each player through team-building activities.

In addition to the years of tradition etched in the Florida State softball program, the concept of team never holds a greater meaning than for those dressed in Garnet and Gold. Led by Alameda's fun yet focused approach, Florida State softball student-athletes leave their careers with life-long memories.

THIS IS FLORIDA STATE SOFTBALL

COMMUNITY AND ACADEMIC PRIORITIES




Community and Academic Success

- Seminole Softball completed over 1,000 hours of community service in the last academic year; a testament to the hard work and commitment of the FSU softball coaches and players.
- The Seminoles recorded a 100 percent participation rate in a variety of activities, including Literacy Week, National Student-Athlete Day, Miracle League Softball, as well as meeting with cancer patients at Tallahassee Memorial Healthcare.
- The Noles also “adopted” Madison Marshall in 2016 through a partnership with the Friends of Jaclyn Foundation. The 16-year old from Clarksville, Fla., found out she had brain cancer in 2015.
- Florida State Softball also adopted Hayden Stone in 2019 through the Friends of Jaclyn Foundation, after hearing about her recent diagnosis with a soft-tissue cancer.
- FSU earned the Athletic Director's Cup For Service award in 2014, 2015 and 2018, given to the program with the highest amount of community service hours per student-athlete.
- A team leadership group, known as The Tribe, meets weekly to help promote group activity among the team. The leadership council helps coordinate activities such as Dugout Club Socials, seasonal newsletters, community service activities and more.
- The program carries several All-ACC Academic Honor Roll students, All-ACC Academic team members, postgraduate scholarship winners, CoSIDA/ESPN All-District and All-American performers.
- The Seminoles placed four student-athletes on the 2022 All-ACC Academic Softball Team - Devyn Flaherty, Mack Leonard, Kaley Mudge and Danielle Watson
- Florida State has been recognized three times in the last nine years with the ACC Scholar-Athlete of the Year award for success both on and off the field - Kelly Hensley (2013), Alex Powers (2017) and Kylee Hanson (2018).
- Tessa Daniels earned the NCAA's Elite 90 Award in 2018 for holding the highest GPA of any student-athlete at the Women's College World Series.



THIS IS FLORIDA STATE SOFTBALL

FACILITIES SECOND TO NONE



The Seminole Softball Complex

- Known as one of NCAA softball's best venues, JoAnne Graf Field at the Seminole Softball Complex is a modernized athletic facility that caters quite well to student-athletes, coaches and fans. Since opening in 1999, Florida State has enjoyed the benefits of playing on their home field. The Seminoles have recorded 580 victories in their 21 years at JoAnne Graf Field.

- The complex's unique design was featured in Athletic Business Magazine's 2002 Architectural Showcase. Approaching nearly 12,000 square feet, the FSU Softball batting facility is functional, unique and aesthetically pleasing. The facility, which was awarded the 2011 AIA Tallahassee Chapter Design Achievement Honor Award, is endorsed for its combination of external features, comfortable nature and multiple purposes within the sport of softball.

- The near million dollar facility that was spear-headed by architects Lewis + Whitlock is a beacon for future player development, while providing safety from inclement weather. The updated batting cage facility allows for training in any kind of weather or environment. There are four batting cages and four bullpen slots on the ground floor, while the second floor is an open space with artificial turf that can be used in multiple ways.

- The Mary Ann Stiles & Barry Smith team building is the home of the Florida State softball and soccer teams. It houses the coaches' offices, which overlook the soccer and softball fields, a reception area, large team and coaches locker rooms, a visiting team locker room and training and equipment rooms. One of FSU's most celebrated and renowned alumni couples, Mary Ann Stiles and Barry Smith epitomize the ultimate in professional and athletic achievement. A pioneer in fundraising for women's athletics, Mary Ann Stiles was among the first Golden Chiefs to financially support the women's programs at Florida State. Barry Smith was instrumental in building the Varsity Club and was one of the first inductees into FSU's Hall of Fame. The second floor includes additional office space, meeting rooms, tradition space, a classroom furnished with transferable desks and chairs, dry-erase boards, projection screen.

- In 2015, FSU finished remodeling the lower level, complete with an all-new locker room, as well as an updated training room with brand new contrast baths.

- In 2020, a new shade structure was installed over the chairback seats to shield the fans from the elements. Over \$1.8 million was raised from donors for the project to continue to improve the fan experience and create a true home-field advantage for the Seminoles.

- Before the start of the 2023 season, JoAnne Graf got a new facelift with the addition of a new video board and turf in foul play in the infield. The biggest of the projects were the additions of the premium seating above the right field line and new seating along the berm in left field. In the premium seating in right field, fans now have their own food and beverage stations as well as their own separate bathrooms. Fans will get a great seat to the action with the overhang seating that puts you right near the action in right field. Along the left field line, fans will no longer have to sit on the berm and can now set their own chair on a platform-right in front of a drink ledge to provide a better viewing experience.

THIS IS FLORIDA STATE SOFTBALL

SOFTBALL COACHES CLUB



FSU Softball Coaches Club

- The Seminole Boosters Coaches Clubs provides alumni and fans of Florida State Athletics an exclusive opportunity to direct their financial support to the head coach and team of their choice. Every dollar given to the Softball Coaches Club is immediately directed to the program of your designation in order to provide funds for urgent needs not covered in the team's annual budget.

- As our way of saying thank you for supporting our programs and becoming a member of the Coaches Clubs, we make a simple promise: We are here to serve our teams and serve the members that support them. In addition, we also offer several benefits depending on the sport and donation level.

- Membership in the FSU Softball Coaches Club is the only way to secure tickets in the home plate section at JoAnne Graf Field.

The 2023 events for the Softball Coaches Club and Alumni are:

- Fan Day and First Pitch Party - February 4
- Dugout Club Classic - Mar. 3-5
- Legacy and Legends Weekend - March 17-19
- Player's Weekend - April 14-16
- Senior Send-Off - May 5-7

- If you have any questions about joining the Coaches Club or would like some more information on membership, please do not hesitate to contact **Cristian Gonzalez Mendez** (Director of Coaches Clubs) at cgonzalezmendez@fsu.edu or **(850) 645-9836**. We would love to hear from you and to have the opportunity to speak with you about how you can make a positive impact in the lives of our student-athletes by becoming a Coaches Clubs member!



#FSACC

FIVE CORE VALUES OF FLORIDA STATE SOFTBALL

F

FAMILY - When you play softball at Florida State, you don't just play for a team, you play for a family. Each person cares for their teammates as if they were a sister, committing to each other through thick and thin. As members of an extended softball family, each one motivates the other and enjoys seeing them succeed. When issues arise, communication is key and allows for a loving relationship that creates a bond that results in an entire team of student-athletes fighting for each other, both on and off the field to be the best they can be.

S

SMART - Being smart, in a wide variety of disciplines, is a cornerstone of the Florida State softball program. In school, it allows you to achieve a degree and plan for a future after softball. At practice, it means training with a purpose, honing your skills and gaining experience by not just going through the motions. In the game, it means having a plan at plate offensively or a pitching and defensive shift plan for opposing hitters based on various scouting reports. Off the field, it means making wise decisions with time management and other activities to be able to be at your best.

A

AGGRESSIVE - You aren't just given things in life, you must aggressively pursue your dreams in order to achieve them. Being aggressive means taking that extra base on a ball in the gap, stealing second when you need to get a runner into scoring position, heading to your teacher's office hours to talk about things you may not have understood in class, going after a hitter with your best pitch in the best location and challenging yourself to become the best you can be because you are passionate about helping the team succeed.

C

COMPETITIVE - A team-based sport is one of the most competitive dynamic there is in life. To be successful, you need to be competitive in many areas. We strive to be competitive on the field, winning individual games, along with conference and national championships. We are competitive with each other on the team, knowing that we make each other better as each one raises their level of skill and accomplishments. We are also competitive off the field, in the classroom and in the workforce as there are many who would seek to be where we are, but only few will attain it.

C

COMMITTED - The previous four core values mean nothing unless everyone is committed to it. Obstacles and challenges will come up. Losses on the field and issues off of it will occur and cause problems that will need to be addressed. But when we are committed - to each other, to the team, to the goals that have been set - very little can disrupt our goals and pursuits. A unified force with a united passion is very difficult to stop and our commitment to the vision and the process will enable us to be successful.



Core Values Shape Culture

- The Seminole Softball team has incorporated these values into all areas of team life, both on and off the field.
- Each fall since 2015, FSU has experienced "The Program", a two-day boot camp event where the team has worked on communication, problem solving, endurance, perseverance, paying attention to details and teamwork while accomplishing tasks on the field, at a pool, on the beach, in the woods, among others.
- Each year, the team has been able to build trust within the team by attaining goals and going through the physical and mental adversity that The Program imposes on them as a collective team and unit.
- The Seminoles also start each game and practice at "The GATE", which at JoAnne Graf Field is a physical gate, but it helps to focus on being present for the team, allowing outside distractions to stay outside and to "Give your **A**ll to the **T**eam **E**veryday."


2018 NCAA NATIONAL CHAMPIONSHIP

National Champion.

For a storied program that had reached the Women's College World Series nine times before, had three different National Players of the Year and was led by NFCA Hall of Fame Coach JoAnne Graf who was the first in NCAA history to win 1,400 games, the last accomplishment was finally secured on June 5, 2018 as Florida State earned the NCAA National Championship with a 8-3 win over Washington.

The Seminoles (58-12) received a gutsy performance from Meghan King in the circle and weathered an early deficit in the come-from-behind victory over the Huskies (52-10).

The victory exemplified the "Cardiac Kids" persona that the team took on throughout the ACC and NCAA postseason as the Seminoles became just the third team in NCAA history to lose their first game of the WCWS and come all the way back through the loser's bracket to win



the title, joining Texas A&M (1983) and UCLA (2003).

After falling to No. 3 UCLA, 7-4, in its opening game, Florida State stormed back through the loser's bracket, taking down No. 7 Georgia (7-2), No. 1 Oregon (4-1) and a pair of victories over No. 3 UCLA (3-1 and 12-6) to clinch a spot in the WCWS Championship Series for the first time in program history.

In game one of the finals against Washington, it was a pitcher's duel between FSU's Meghan King and UW's Gabbie Plain and the lone run of the night came on a solo home run by Anna Shelnutt in the top of the sixth inning.

Jessie Warren's heroics at third base stopped the Huskies' comeback hopes as, after a leadoff single, Warren dove in front of the plate to catch a sacrifice bunt attempt and throw to first for a double play. The play was featured on Sportscenter and earned Warren a spot among the nominees for the 2018 ESPY for Best Play.

King was back in the circle for the final and Washington tallied three quick runs after uncharacteristic errors and miscues allowed the Huskies to take an early lead. Shelnutt again sparked the Seminole offense with a two-run home run in the bottom of the first and home runs by Warren and Elizabeth Mason later in the game pushed the FSU lead out to 8-3.

King retired 11 batters in a row until getting out of a bases-loaded jam in the fourth inning, and shut down Washington the rest of the game, allowing just one runner to reach base over the final three innings as the Seminoles secured their first national title.

Jessie Warren was named the WCWS Most Outstanding Player and was joined on the WCWS All-Tournament Team by Meghan King, Anna Shelnutt, Elizabeth Mason and Sydney Sherrill.

It was the 16th National Championship for Florida State, the third for softball and the first in the fastpitch era as the Noles earned AIAW titles in slowpitch in 1981 and 1982.

As a team, Florida State set the WCWS record with 15 stolen bases in the tournament, and matched the record for most wins (6), while etching their name in the Top 5 of 15 different WCWS categories, including doubles (12 - second), runs scored (39 - third), home runs (10 - third) and RBI (37 - third).

Individually, Dani Morgan posted a WCWS record with seven stolen bases and Jessie Warren tied the all-time WCWS mark with 13 hits. Overall, seven different Seminoles now rank in the Top 5 all-time in WCWS history in 15 different categories, including Sydney Sherrill's seven two-out RBI ranks second and Zoe Casas's three doubles and Elizabeth Mason's nine RBI both are tied for fourth.

The Seminoles closed out the 2018 season on the top of the mountain, playing softball the only way they knew how - with fun and joy and love for each other.





“PLAY FOR THOSE WHO CAN’T”

One of the foundational principles that Florida State softball is built on is, “Play for those who can’t.” The Seminoles have displayed that throughout the years, including recently with people like Taylor Foster, Madison Marshall, Hayden Stone and Monk Bonasorte.

Taylor Foster became part of the FSU family in 2013 through a connection with the ACC, and despite growing up in North Carolina, dreamed of playing softball for the Seminoles. Foster was diagnosed with bone cancer in at the age of 13 and her passion and enthusiasm in the face of such adversity never faltered. The Noles would routinely stop by to see Taylor and her family when playing NC area schools and the players and coaches would often keep touch via calls, texts and video chats. After her passing in April of 2014, an annual memorial tournament and camp was started and organized by FSU softball players, coaches and support staff for youth in North Carolina to share Taylor’s passion for the game and tell of her legacy.



In 2016, and through a partnership with The Friends of Jaclyn Foundation, FSU softball adopted Madison Marshall who had been diagnosed with a brain tumor in 2014 at the age of 14. The Friends of Jaclyn Foundation was created in 2005 and pairs children with pediatric brain tumors with collegiate sports teams, as they have seen the symbiotic relationships that are formed help both the child going through such a difficult situation, but also the teams that are able to come along side a family and help them fight and learn a new appreciation and perspective on life.

In 2019, again in partnership with the Friends of Jaclyn Foundation, the Seminoles adopted Hayden Stone, who had been diagnosed with a soft tissue cancer and lives in Tallahassee. Hayden and her family come to nearly every home game and during the 2019 season, the FSU players drew smiley faces on their necks in honor of Hayden as a way for her reduce the stigma of a scar on her neck.

Monk Bonasorte, one of the main FSU athletic administrators responsible for hiring Lonni Alameda as head coach in the fall of 2008, had played football at FSU in the late 70s, and was voted into the FSU Athletics Hall of Fame in 1995. As a result, he bled Garnet and Gold and became a significant supporter of FSU softball, as well as all of the other sports on campus. In October of 2015, Bonasorte was diagnosed with brain cancer, yet never wavered in his passion for FSU and life. Right up to his passing in November of 2016, he continued to give his life to this university and be an example of the Florida State “Unconquered” spirit.

In 2017, the Lonni Alameda Softball Camps began the annual Monk Bonasorte Camp (Camp MB42), where the young players in attendance not only learn about the skills of softball, but also about life and who Monk was, what he meant to Florida State and how he battled through such adversity. All of the proceeds of the annual camp go to the FSU Monk Bonasorte Scholarship, and to date, the camp has raised over \$8,500.

There are numerous other relationships that have been formed over the years with young fans like Amber Howard and Maddie Briscoe, and even former players such as Dana Bailey that have battled cancer, the FSU players and staff know that there is much more to life than just this game. Though several are now gone, they are certainly not forgotten and remain a significant part of Seminole softball to this day.



2023 QUICK FACTS

Location..... Tallahassee, Fla.
 Founded..... 1851
 Enrollment..... 41,473
 Symbol..... Seminoles
 Colors..... Garnet and Gold
 Conference..... Atlantic Coast
 President..... Richard McCullough
 Athletics Director..... Michael Alford

Head Coach..... Lonni Alameda
 Alma Mater..... Oklahoma '93
 Career Record..... 815-345-3 (19 years)
 FSU Record..... 659-25-2 (15 years)

Assistant Coach..... Travis Wilson
 Alma Mater..... Canterbury '96

Assistant Coach..... Troy Cameron
 Alma Mater..... Florida Atlantic '12

Home Field..... JoAnne Graf Field
 Dimensions..... Lines - 200', Center - 220'
 Capacity..... 1,000

First Year of Softball..... 1978
 All-Time Record..... 2,124-689-7
 ACC Titles..... 18*
 *includes tie with Maryland in 1997
 National Titles (AIAW)..... 2 (1981, 1982)
 National Titles (NCAA)..... 1 (2018)
 NCAA Regional Appearances..... 34
 NCAA Super Regional Appearances..... 9
 WCWS Appearances..... 11
 NCAA Tournament Record..... 100-75

2022 Record..... 54-7
 2022 ACC Record..... 19-5
 2022 ACC Finish..... 1st

Key Returners..... Kathryn Sandercock, Kalei Harding
 Kaley Mudge, Mack Leonard,
 Devyn Flaherty, Michaela Edenfield
 Key Losses..... Sydney Sherrill, Danielle Watson
 Newcomers..... 6

Softball Oversight..... Cindy Hartmann
 Softball SID..... Tim Hofmann
 thofmann@fsu.edu
 402-984-4761
 Website..... seminole.com
 Mailing Address..... 403 Stadium Drive W.
 Tallahassee, FL 32306

Twitter..... @FSU_Softball
 Facebook..... /FSUsoftball

Instagram..... /fsusoftball

SEMINOLES BY STATE

Arkansas (1)
 Hallie Wacaser..... Centerton

California (2)
 Autumn Belviy..... San Diego
 Avery Weisbrook..... Torrance

Colorado (1)
 Katie Dack..... Parker

Connecticut (1)
 Ali DuBois..... Torrington

Florida (8)
 Michaela Edenfield..... Sneads
 Devyn Flaherty..... Sarasota
 Madi Frey..... Lutz
 Krystina Hartley..... St. Petersburg
 Bethaney Keen..... Bradenton
 Kaia LoPreste..... Brandon
 Kaley Mudge..... Winter Springs
 Amaya Ross..... Jacksonville

Georgia (2)
 Jahni Kerr..... Mableton
 Emma Wilson..... Dallas

Illinois (1)
 Mack Leonard..... Normal

Michigan (1)
 Josie Muffley..... Portage

New York (1)
 Madi Balk..... Lancaster

Oregon (1)
 Makenna Reid..... Portland

Tennessee (1)
 Kalei Harding..... Murfreesboro

Texas (1)
 Allison Royalty..... Corinth

Virginia (1)
 Kathryn Sandercock..... McLean

SEMINOLES BY POSITION

Outfield (4)
 Autumn Belviy, Jahni Kerr, Kaley Mudge,
 Hallie Wacaser

Infield (8)
 Katie Dack, Devyn Flaherty, Krystina Hartley,
 Bethaney Keen, Mack Leonard, Josie Muffley,
 Amaya Ross, Avery Weisbrook

Catchers (4)
 Katie Dack, Michaela Edenfield, Madi Frey,
 Kaia LoPreste

Pitchers (7)
 Madi Balk, Ali DuBois, Mack Leonard,
 Makenna Reid, Allison Royalty,
 Kathryn Sandercock, Emma Wilson

Utility (2)
 Madi Frey, Kalei Harding

SEMINOLES BY CLASS

Freshmen (4)
 Madi Balk, Madi Frey, Makenna Reid,
 Avery Weisbrook

Sophomores (7)
 Autumn Belviy, Katie Dack, Michaela Edenfield,
 Krystina Hartley, Jahni Kerr, Amaya Ross,
 Hallie Wacaser

Juniors (2)
 Allison Royalty, Kalei Harding

Seniors (6)
 Devyn Flaherty, Kaia LoPreste, Kaley Mudge,
 Josie Muffley, Kathryn Sandercock,
 Emma Wilson

Graduate (3)
 Ali DuBois, Bethaney Keen, Mack Leonard



2023 SOFTBALL ROSTER

NUMERICAL

No.	Name	B/T	Pos.	Ht.	Yr.	Hometown/Prev. School
1	Hallie Wacaser	R/R	OF	5-4	R-So.	Centerton, Ark. / Bentonville West
3	Bethaney Keen	L/L	INF	5-6	Grad.	Bradenton, Fla. / USF
4	Jahni Kerr	L/L	OF	5-3	R-So.	Mableton, Ga. / Wesleyan
5	Allison Royalty	R/R	P	5-7	Jr.	Corinth, Texas / Arizona State
6	Kaley Mudge	L/L	OF	5-6	Sr.	Winter Springs, Fla. / Winter Springs
8	Kalei Harding	R/R	C/UT	5-10	Jr.	Murfreesboro, Tenn. / Blackman
9	Devyn Flaherty	L/R	INF	5-7	Sr.	Sarasota, Fla. / Riverview Sarasota
10	Josie Muffley	R/R	INF	5-5	R-Sr.	Portage, Mich. / Central/Tulsa
12	Amaya Ross	R/R	INF	5-10	So.	Jacksonville, Fla. / Trinity Christian
13	Mack Leonard	R/R	P/INF	5-11	Gr.	Normal, Ill. / Illinois State University
14	Autumn Belviy	L/R	OF	5-11	R-So.	Arlington High School / San Diego, Calif.
16	Ali DuBois	R/R	P	5-5	Gr.	Torrington, Conn. / Boston University
17	Emma Wilson	R/R	P/UT	5-9	Sr.	Dallas, Ga. / North Paulding
20	Kaia LoPreste	R/R	C	5-6	Sr.	Brandon, Fla. / Riverview
21	Madi Balk	R/R	P	5-9	Fr.	Lancaster, N.Y. / Lancaster
24	Madi Frey	R/R	C/UT	5-7	Fr.	Lutz, Fla. / George Steinbrenner
27	Krystina Hartley	R/R	INF	5-4	So.	St. Petersburg, Fla. / Northeast
30	Avery Weisbrook	R/R	INF	5-6	Fr.	Torrance, Calif. / South Torrance
31	Makenna Reid	L/L	P	5-9	Fr.	Portland, Ore. / Tigard
32	Kathryn Sandercock	R/R	P	5-10	R-Sr.	McLean, Va. / Bishop O'Connell
51	Michaela Edenfield	R/R	C	6-1	R-So.	Sneads, Fla. / Sneads
77	Katie Dack	R/R	C/3B	5-8	So.	Parker, Colo. / Texas AGM

ALPHABETICAL

No.	Name	B/T	Pos.	Ht.	Yr.	Hometown/Prev. School
21	Madi Balk	R/R	P	5-9	Fr.	Lancaster, N.Y. / Lancaster
14	Autumn Belviy	L/R	OF	5-11	R-So.	Arlington High School / San Diego, Calif.
77	Katie Dack	R/R	C/3B	5-8	So.	Parker, Colo. / Texas AGM
16	Ali DuBois	R/R	P	5-5	Gr.	Torrington, Conn. / Boston University
51	Michaela Edenfield	R/R	C	6-1	R-So.	Sneads, Fla. / Sneads
9	Devyn Flaherty	L/R	INF	5-7	Sr.	Sarasota, Fla. / Riverview Sarasota
24	Madi Frey	R/R	C/UT	5-7	Fr.	Lutz, Fla. / George Steinbrenner
8	Kalei Harding	R/R	C/UT	5-10	Jr.	Murfreesboro, Tenn. / Blackman
27	Krystina Hartley	R/R	INF	5-4	So.	St. Petersburg, Fla. / Northeast
3	Bethaney Keen	L/L	INF	5-6	Grad.	Bradenton, Fla. / USF
4	Jahni Kerr	L/L	OF	5-3	R-So.	Mableton, Ga. / Wesleyan
13	Mack Leonard	R/R	P/INF	5-11	Sr.	Normal, Ill. / Illinois State University
20	Kaia LoPreste	R/R	C	5-6	Sr.	Brandon, Fla. / Riverview
6	Kaley Mudge	L/L	OF	5-6	Sr.	Winter Springs, Fla. / Winter Springs
10	Josie Muffley	R/R	INF	5-5	R-Sr.	Portage, Mich. / Central/Tulsa
31	Makenna Reid	L/L	P	5-9	Fr.	Portland, Ore. / Tigard
12	Amaya Ross	R/R	INF	5-10	So.	Jacksonville, Fla. / Trinity Christian
5	Allison Royalty	R/R	P	5-7	Jr.	Corinth, Texas / Arizona State
32	Kathryn Sandercock	R/R	P	5-10	R-Sr.	McLean, Va. / Bishop O'Connell
3	Hallie Wacaser	R/R	OF	5-4	R-So.	Centerton, Ark. / Bentonville West
30	Avery Weisbrook	R/R	INF	5-6	Fr.	Torrance, Calif. / South Torrance
17	Emma Wilson	R/R	P/UT	5-9	Sr.	Dallas, Ga. / North Paulding

Head Coach - Lonni Alameda (Oklahoma, 1993)

Assistant Coach - Travis Wilson (University of Canterbury, 1996)

Assistant Coach - Troy Cameron (Florida Atlantic University, 2012)

Pronunciation guide

1	Hallie Wacaser	Hal-EE Way-Case-Er	14	Autumn Belviy	Aww-Tum Bell-Vey
			16	Ali DuBois	Do-Bwa
			20	Kaia LoPreste	Ky-uh Low-press-tee
4	Jahni Kerr	Ja-Nye	26		
				Head Coach Lonni Alameda	Al-uh-mee-duh



3 • BETHANEY KEEN

Infielder • Graduate • Bradenton, Fla. • USF

CAREER HIGHS					
Hits:	4	at New Mexico State (3/10/21)	RBI:	3	6x, last vs. Kennesaw St. (2/12/22)
Doubles:	2	2x, last at FGCU (4/18/21)	Runs:	2	5x, last vs. Memphis (5/13/21)
Triples:	1	3x, last at North Florida (3/24/21)	Walks:	3	at Florida (2/9/20)
Home Runs:	2	13x, last vs. Memphis (5/13/21)	Stolen Bases:	1	2x, last at FGCU (4/17/21)

REDSHIRT SENIOR SEASON (2022)

Played in 13 games with 10 starts before she was injured and received a medical redshirt... in those 13 games, she hit .278 (5-for-18) with one double, six RBI and three runs scored... was 1-for-1 with an RBI against Mercer (2/11)... went 2-for-3 with three RBI against Kennesaw State (2/12)... was 1-for-1 with two walks and two RBI against No. 2 UCLA (2/20).

REDSHIRT SENIOR SEASON AT USF (2021)

Started all 49 games at first base... Recorded a .299 batting average... tallied 41 hits... batted in 11 runs... Hit six doubles, one triple, and sent home two home runs... drew 10 walks on the season... recorded nine multi-hit games and five multi-RBI games... longest hitting streak was eight games... recorded 239 putouts at first base, eight assists... recorded 13 double plays.

REDSHIRT JUNIOR SEASON AT USF (2020)

Started all 25 games at first base... Went 19-for-66 at the plate, hitting .288 on the season... Scored nine runs... Hit three doubles and three home runs... Drove home nine runs, second best on the team... Drew a team-high nine walks and was hit by two pitches... Tallied two sacrifice flies and one sacrifice hit.

REDSHIRT SOPHOMORE SEASON AT USF (2019)

Started in all 60 games of the season, one of just three players to start all 60... Recorded a .283 batting average, second on the team... Tallied 49 hits... Batted in 37 runs, good for second on the team... Drew the most walks of anyone on the team with 22... Tied for the most doubles on the team with 11... Hit four home runs... Recorded nine multi-

hit games and nine multi-RBI games... Longest reached-base streak was 14 games, longest hitting streak was nine games... Recorded 320 putouts at first base, 18 assists... Recorded 12 double plays... Hit a walk-off RBI single against New Mexico for an eighth-inning victory (2/17).

SOPHOMORE SEASON AT USF (2018)

Did not play due to injury

FRESHMAN SEASON AT USF (2017)

All-American Athletic Conference All-Rookie Team selection... Led the team with seven multiple-RBI games... First career hit was a two-run, walk-off home run over Illinois State on opening day... Led the team with 14 extra-base hits... Led the team with 412 putouts, ranking ninth all-time in a single season at USF... Currently on a four-game on base streak... Second on the team with 64 total bases.

HIGH SCHOOL/CLUB

Played for Braden River High School... Received all area player honors all four years of high school... Received all area player, first-team all-state, FACA senior all-star game selection, and Braden River Softball All Around Player of the Year honors for the 2015-2016 season... Player of the Year nominee during 2015-2016 season... Played in 7A state Final Four in 2016... World Cup of Softball XII participant... Saw action in three games with a .167 (1-for-6) batting average at World Cup.

CAREER STATISTICS

Year	avg	gp-gs	ab	r	h	2b	3b	hr	rbi	tb	slg%	bb	hbp	so	gdp	ob%	sf	sh	sb	po	a	e	fld%
2017-USF	.234	56-56	171	21	40	8	2	4	29	-	.374	9	9	18	2	.301	4	7	1	412	24	4	.991
2019-USF	.283	60-60	173	14	49	11	0	4	37	-	.416	22	1	22	2	.364	2	3	0	320	18	6	.983
2020-USF	.288	25-25	66	9	19	3	0	3	9	-	.470	9	2	8	0	.380	2	1	0	140	5	1	.993
2021-USF	.299	49-49	137	11	41	6	1	2	24	-	.401	10	6	18	0	.370	1	2	1	239	8	2	.992
2022-FSU	.278	13-10	18	3	5	1	0	0	6	6	.333	6	2	1		.500	0	0	0	66	0	1	.985
TOTAL	.273	203-200	565	58	154	29	3	13	105	6	.404	56	20	67	4	.354	9	7	2	1177	55	14	.989



10 • JOSIE MUFFLEY

INF • Redshirt Senior • Portage, Mich. • Tulsa

CAREER HIGHS

Hits:	3	vs. Florida A&M (2/23/22)	Home Runs:	2	last vs. Syracuse (4/17/21)
Doubles:	1	last vs. USF (5/21/22)	RBI:	3	last vs. Florida (3/6/21)
Triples:	1	last vs. Indiana (2/26/22)	Runs:	3	last vs. Missouri (2/12/21)
			Walks:	2	vs. Virginia Tech (4/10/22)
			Stolen Bases:	1	last vs. Virginia Tech (4/8/22)

RECORD BOOK

Muffley's 16 hit by pitches in 2021 rank as the fourth most in a single season in FSU history... her 21 HBPs in two seasons in Tallahassee rank as the sixth most in a career at FSU. She is one shy of moving into a tie fifth place and seven shy of moving into a tie for fourth.

SENIOR SEASON - AT FSU (2022)

Played in 47 games with 38 starts at the shortstop position... finished the season with a .267 batting average (20-for-75) with two doubles and one triple, leading to eight RBI... she was 6-for-7 on the stolen bases this season and finished with a .969 fielding percentage off of 44 putouts and 50 assists... Muffley scored 16 runs and reached base 35.6 percent of the time... went a perfect 2-for-2 against UCF (2/20) with a run scored... was a perfect 3-for-3 at Florida A&M (3/1) with a run scored and an RBI... was once again a perfect 2-for-2 with a run scored and an RBI against Oakland (3/2)... was perfect sixth time during the season at NC State (5/8) when she went 2-for-2... has a season-high two RBI against USF (5/21) in the Tallahassee Regional.

JUNIOR SEASON AT FLORIDA STATE (2021)

Started all 63 games during the 2021 season at shortstop... finished the season with a .199 batting average (27-for-136) with four doubles and one home run leading to 18 RBI... Muffley led the Seminoles with 16 hit by pitches and eight sacrifice hits, she was also 10-for-12 in stolen bases... she finished the season with a .921 fielding percentage with 63 putouts and 89 assists in the field... during the second game of the season against Missouri (2/12) she went 2-for-3 with three runs scored... at Georgia Tech (2/19) she went 2-for-2 with an RBI and three stolen bases... at home against Florida (3/6) she recorded three RBI on one hit as the Seminoles defeated the Gators 7-2... at Auburn (3/20) she went a perfect 1-for-1 with two hit by pitches, two runs scored and two RBI... earned her only home run of the season and fifth of her career at Syracuse (4/17)... went 2-for-3 with one RBI in FSU's 2-0 win over Alabama in the WCWS (6/6)... scored two runs against Oklahoma in game one of the championship series of the WCWS (6/8)

SOPHOMORE SEASON AT FLORIDA STATE (2020)

Played in 23 games, including 22 starts at shortstop, during the 2020 season that was shortened due to the COVID-19 pandemic, finishing with a .204 batting average (11-for-54) and four doubles, two home runs, 10 RBI, six walks and 12 runs scored...led the team with five hit-by-pitches and also added two stolen bases...scored a run in each game on Opening Day in wins over North Carolina and No. 1 Alabama...walked and scored two runs on February 8 against Detroit Mercy...hit a solo home run against No. 1 Alabama on February 8...lined a double and scored a run versus Detroit Mercy on February 9...drew two walks in a win against Florida A&M on Feb 12...hit a double on

February 14 against No. 1 Washington...walked and scored a run versus No. 13 Minnesota (Feb 14)...drew a walk, singled and stole a base versus Liberty on February 16...hit a single and drew a walk against No. 2 UCLA (Feb 16)...lined a two-run double against No. 19 Baylor (Feb 29)...went 2-for-4 with two RBI and a solo home run on March 4 at No. 22 UCF...drove in two runs and stole a base against Longwood on March 6...was hit by two pitches, singled and scored two runs versus Detroit Mercy (March 8).

FRESHMAN SEASON AT TULSA (2019)

Appeared in 40 games with 36 starts at shortstop for the Golden Hurricane...posted a .327 batting average (36-for-110) with eight doubles, two home runs, 18 RBI and 31 runs scored...finished third on the team with 11 multi-hit games and was sixth with five multi-RBI games...tallied a 10-game hitting streak from February 22 to March 10, which marked the longest streak on the team...went 2-for-3 with two RBI and two runs scored on February 16 at South Alabama...had a double on two hits, a run scored and three RBI against North Dakota (Feb 17)...had a hit in each game on the road at No. 11 Texas on February 22 and 23...finished off the Texas Invitational batting a combined 5-for-8 with two RBI and two runs scored in a pair of games against Sam Houston State (Feb 23-24)...had an outstanding day at the plate on March 2 against Syracuse, hitting 2-for-2 with a pair of doubles, two walks, two RBI and three runs scored...had a season-high four hits against Grand Canyon on March 8, ending with a double, a stolen base, a run scored and an RBI...was 3-for-4 against Nebraska and added a double, a home run and three RBI...hit a pair of singles, was hit by two pitches and scored two runs on the road at USF on March 23...scored twice and had a pair of singles against Memphis on March 30...posted a pair of hits, including a double on April 14 at ECU.

HIGH SCHOOL/CLUB

Attended Central High School in Portage, Michigan...earned three All-Conference honors in high school...batted .463 as a sophomore with 12 doubles and a pair of triples...topped the team with a .493 batting average as a junior with 35 runs scored, 14 RBI and 22 walks...played hockey and baseball growing up and has battled through breaking her ankle and multiple bones in her back to compete at the highest level.

CAREER STATISTICS

Year	avg	gp-gs	ab	r	h	2b	3b	hr	rbi	tb	slg%	bb	hbp	so	gdp	ob%	sf	sh	sb-att	po	a	e	fld%
2019-Tulsa	.327	40-36	110	31	36	8	0	2	18	50	.455	9	15	5	0	.444	1	0	3-3	55	85	13	.915
2020-FSU	.204	23-22	54	12	11	4	0	2	10	21	.389	6	5	5	0	.328	2	1	2-2	27	47	5	.937
2021-FSU	.199	63-63	136	22	27	4	0	1	18	34	.250	13	16	16	2	.339	0	8	10-12	63	89	13	.921
2022-FSU	.267	47-38	75	16	20	2	1	0	8	24	.320	11	0	7	1	.356	1	7	6-7	44	50	3	.969
TOTAL	.251	173-159	375	81	94	18	1	5	54	129	.344	39	36	33	3	.372	4	16	21-24	441	272	34	.931



13 • MACK LEONARD

Pitcher/1B • Graduate • Normal, Ill. • Normal Community/Illinois State

CAREER HIGHS

Innings Pitched:	7.0	9x, last at Valparaiso (5/7/21)	Walks Allowed:	6	3x, last vs. Northern Iowa (5/1/21)
Runs Allowed:	11	2x, last vs. Virginia Tech (4/9/22)	Strikeouts:	9	at FAU (3/7/21)
Earned Runs:	9	vs. Virginia Tech (4/9/22)	Hits Allowed:	8	4x, last vs. Virginia Tech (4/9/22)



- 2022 NFCA Southeast All-Region First Team**
- ACC All-Tournament Team (2022)**
- 2022 All-ACC First Team**
- 2022 Softball America Preseason Top 100 - 74**
- 2022 Extra Innings Softball Preseason Top 100 - 98**
- 2021 All-MVC First Team**
- 2021 NFCA All-Mideast Region Second Team**
- 2021 MVC Scholar-Athlete First Team**
- 2020 MVC Scholar-Athlete First Team**
- 2019 MVC Newcomer of the Week (3/11)**

JUNIOR SEASON AT FLORIDA STATE (2022)

Played in and started 60 games in her first year at Florida State... finished the season with a team-leading .375 batting average (66-for-176)... she was tied for the team lead in hits with 66 and second on the team with 15 doubles... she recorded 49 RBI with eight home runs and a triple... in the circle, Leonard finished the season with a 3-0 record and a 3.36 ERA... she pitched 33.1 innings and allowed 16 earned runs while striking out 24 batters... started her Florida State career with a perfect 3-for-3 game with a home run, a triple and three RBI against Mercer (2/11)... once again was perfect at the plate with three hits and two RBI against Kennesaw State (2/12)... had her second home run as a Seminoles in a 3-for-3 day at the plate with three RBI against No. 16 Tennessee (2/17)... hit a two-run home run against Indiana (2/26)... was 2-for-2 with an RBI and a run scored against Pitt (3/5)... went 2-for-3 with a home run and two RBI against Georgia Tech (3/11)... was 4-for-4 with two doubles and five RBI against North Florida (3/30)... went 2-for-3 with a home run and three RBI at North Carolina (4/17)... hit her

seventh home run at NC State (5/7) when she went 3-for-4 with two RBI... hit the go-ahead home run in the ACC Championship game against No. 15 Clemson (5/14) in the sixth inning... pitched a season high four innings at Lipscomb (3/15) and allowed just one hit... had a season high five strikeouts in two innings at North Carolina (4/16)... pitched 3.2 inning allowing no runs with three strikeout at Florida (4/6)...

JUNIOR SEASON AT ILLINOIS STATE (2021)

Made an appearance in all 41 games for the Redbirds ... Named to the All-MVC First Team ... NFCA All-Mideast Region Second Team pick ... Earned MVC Scholar-Athlete First Team honors ... Led the team in batting average (.425), runs scored (36), doubles (8), triples (2), home runs (10), RBIs (38) and walks (26) ... Single season batting average ranks third all-time at ISU ... Finished in the top five in the MVC in all major statistical categories ... Logged a team-leading 18 multi-hit and 10 multi-RBI games ... Ended the season on a 26-game reached base streak ... Ranked 27th nationally in on-base percentage (.532) and 34th in batting average Posted an 11-4 recorded in the circle with a 3.33 ERA ... Tossed nine complete games with six shutouts and one save ... Struck out 80 batters in 21 appearances and 17 starts in 100.0 innings of work.

SOPHOMORE SEASON AT ILLINOIS STATE (2020)

Started in all 20 games she was available for the Redbirds during her sophomore season, leading the team in batting average (.443), runs scored (19), doubles (10) and total bases (63) ... Named to the MVC Scholar-Athlete First Team for her success in the classroom ... Launched her first career long ball in a 9-3 season-opening win at USF (Feb. 6), finishing the year tied with a team best of six ... Led the team with a .900 slugging percentage and .481 on base percentage, while turning in a perfect 1.000 fielding percentage ... Led the Valley in doubles, while ranking No. 14 in the nation ... Her 63 total bases was the 24th most in NCAA Division I and led the MVC by 13 ... Logged a team-leading 11 multi-hit games, while turning in a trio of multi-RBI games ... Ended the season on team-best 13 game hitting



13 • MACK LEONARD

Pitcher/1B • Graduate • Normal, Ill. • Normal Community/Illinois State

streak ... Made 12 appearances in the circle for ISU, turning in a 3-2 record with a shutout ... Fanned a career-high four batters in a win over Austin Peay (Feb. 29) ... Shortened season due to COVID-19 pandemic and the cancellation of events and championships by the NCAA.

FRESHMAN SEASON AT ILLINOIS STATE (2019)

Appeared in 26 games for the Redbirds as a true freshman, including 18 in the circle ... Recognized as the MVC's Newcomer of the Week on March 11 for her performance at the FAU/FIU Parents' Weekend Tournament ... Earned three starts in the circle, pitching her first career complete game versus Florida Atlantic (March 10) ... Fanned a season-best three batters on four occasions ... Posted a batting average of .300, going 15-for-50 at the dish with five runs scored and a double ... Scored her first career run against LIU Brooklyn (March 9) ... Tallied her first career hit versus Central Michigan (Feb. 15) as the designated player ... Turned in three multi-hit games, including a season-best three hit outing against LIU Brooklyn (March 9).

HIGH SCHOOL/CLUB

Earned four varsity letters as pitcher at Normal Community... Four-time unanimous Big 12 first-team selection ... Earned Second-Team All-State honors in 2018 (Class 4-A)... Big 12 Offensive Player of the Year in 2017 and 2018... Big 12 Pitcher of the Year in 2018... Three-time Big 12 Scholar-Athlete award winner ... Named to the ICA all-state team as a junior ... Selected as team MVP as a sophomore and a senior ... Honored as the WJBC High School Athlete of the Week on April 18, 2016 ... Batted .506 and slugged

.899 with eight home runs and 48 RBIs as a junior... Recorded a 1.13 ERA as a sophomore ... Logged 24 home runs and 129 RBIs through three seasons at Normal Community... Also plays first base and pitches for BGNSA Avanti's Angels... 2017 ASA Northern National Champions and State Champions... Four-time USSSA State Champion ... Three-time ASA State Champion 2016-2018 ... Improved her ERA from 2.68 in 2015, to 1.59 in 2016 and 1.17 in 2017 ... Drove in 100 runs in the last two seasons ... Batted .481 and slugged .669 in 2017 ... Garnered high honors every semester.



CAREER PITCHING STATISTICS

Year	era	w-l	app	gs	cg	sho	sv	ip	h	r	er	bb	so	2b	3b	hr	bf	bavg	wp	hbp	bk	sfa	sha
2019-ISU	7.35	1-2	18	3	1	0	0	40.0	59	50	42	29	26	12	2	7	208	.343	6	4	0	1	2
2020-ISU	3.70	3-2	12	7	2	1	0	41.2	41	26	22	35	24	3	0	2	204	.253	5	2	0	2	3
2021-ISU	2.59	11-4	21	17	9	6	1	100.0	87	49	37	60	80	11	1	5	460	.227	12	9	0	2	5
2022-FSU	3.36	3-0	20	2	0	0/6	2	33.1	28	21	16	14	24	3	1	2	145	.220	2	2	0	1	1
TOTAL	3.81	18-8	71	29	12	7	3	215.0	215	146	117	138	154	29	4	16	1017	.261	25	17	0	6	11



16 • ALI DUBOIS

Pitcher • Graduate • Torrington, Conn. • Torrington/Boston University

CAREER HIGHS

Innings Pitched:	8.0	3x, last at Lehigh (4/6/19)	Walks Allowed:	6	at Providence (3/7/21)
Runs Allowed:	6	2x, last at Arkansas (2/22/20)	Strikeouts:	14	at Merrimack College (3/10/21)
Earned Runs:	6	at Arkansas (2/22/20)	Hits Allowed:	11	vs. UConn (2/15/19)

2021 NFCA All-Region First Team
2021 Patriot League Pitcher of the Year
2021 Patriot League All-Conference First Team
2021 Patriot League All-Tournament Team
2021 Patriot League Pitcher of the Week (3/9, 3/16, 3/23, 4/6, 4/13)
2021 Patriot League Academic Honor Roll
2021 Mildred Barnes Award
2020 Pitcher of the Week (2/11, 2/18, 2/25, 3/10)
2020 Mildred Barnes Award
2020 Patriot League Academic Honor Roll
2019 NFCA All-Region First Team
2019 Patriot League Pitcher of the Year
2019 Patriot League All-Conference First Team
2019 Patriot League All-Tournament Team
2019 Patriot League Pitcher of the Week (2/12, 2/19)
2018 NFCA All-Region First Team
2018 Patriot League Pitcher of the Year
2018 Patriot League All-Conference First Team
2018 Patriot League All-Tournament Team
2018 ECAC Rookie of the Year
2018 Patriot League Rookie of the Year
2018 Patriot League Pitcher of the Week (4/2, 4/23, 5/7)
2018 Patriot League Rookie of the Week (2/19, 4/2, 4/16, 5/7)

REDSHIRT SENIOR SEASON

Redshirted the 2022 season.

SENIOR SEASON AT BOSTON UNIVERSITY (2021)

Made 29 appearances in the circle with 23 starts to help the Terriers three-peat as Patriot League tournament and regular season champions ... Continued her dominating performance, as she became the second in program history and third in the PL to claim a third Pitcher of the Year award ... Also became the third in program history to earn a third NFCA All-Region First Team award ... Received the Mildred Barnes Award a second time as the BU department of athletics' top female athlete ... Collected five PL Player of the Week awards to set a program record at 14 total from a conference ... Posted a 25-2 record and 1.05 ERA with 159 strikeouts in 159.1 innings against 53 walks ... Went the distance 17 times and earned seven solo shutouts (+ two combined) while holding opponents to a .178 batting average ... Ranked fourth nationally with a 1.05 ERA and 11th in wins ... Was the only pitcher to end the regular season with 17+ wins and zero losses ... Finished the year tied-for-first all-time at BU and second in the PL with 85 career victories ... Needed one more solo shutout to tie the PL record of 31 ... Combined

for 17 strikeouts in 14 innings of work at Providence (March 7-8) ... Recorded 22 combined strikeouts, including a personal-best 14, in 13 innings of work at Merrimack (March 10-11) while allowing just one hit in each contest ... Limited Boston College (March 18) to three hits with the help of eight strikeouts for her second career shutout against the ACC ... Held Colgate (April 3) to one hit in a CG win and then recorded the final out in the second game for her lone save of the season ... Allowed just one hit in wins at Bucknell (April 17) and vs. Lafayette (May 2) ... Tallied 13 strikeouts at UMass Lowell (May 8) in just six innings of work ... Combined for 14 strikeouts during the PL tourney to earn her third All-Tournament Team honor ... Limited Mississippi State to two earned runs in 5.1 innings in the NCAA opener with two strikeouts ... Tallied six strikeouts in 5.0 innings against Campbell in the second game ... Named to the PL Academic Honor Roll for posting a 3.20+ GPA.

JUNIOR SEASON AT BOSTON UNIVERSITY (2020)

First Terrier since April Setterlund ('11) in 2011 to be named to USA Softball's College Player of the Year Top-50 Watch List ... Also received preseason Patriot League Pitcher of the Year recognition ... Collected all four Patriot League Pitcher of the Week awards she was eligible for (team had one bye week) after claiming five total her first two seasons ... The four awards were the most earned in one season by a BU pitcher since Cassidy Hardy ('10) received four in 2010, and DuBois' nine combined honors tied both Hardy and Robyn King ('01) for second most in program history ... Earned the Mildred Barnes Award as the top female BU athlete for her efforts ... Appeared in 19 of the team's 22 games with 13 starts to help the Terriers begin the season 8-0 for the first time in program history ... Posted a 9-5 record and 1.44 ERA with 95 strikeouts against 27 walks in 87.1 innings and opponents batting .205 ... Recorded three solo shutouts and combined for four more while adding three saves ... Now ranks third all-time at BU and tied for seventh in the Patriot League with 60 wins, fifth at BU and eighth in the PL with 488 strikeouts and fourth at BU with 23 shutouts ... Also tied for eighth in the PL with six saves ... After collecting wins against defending Southland Conference champion Sam Houston State and Stetson on Feb. 7, tallied 10 strikeouts in six innings of work for the win against George Mason (Feb. 8) ... Then followed with seven strikeouts in three innings for her first save versus Sam Houston State (Feb. 9) ... Tallied 11 strikeouts in CG shutout win over Georgetown and added 1.1-inning save against Towson on Feb. 14 ... Collected CG shutout win against Virginia (Feb. 16) with six strikeouts ... Pitched four no-



16 • ALI DUBOIS

Pitcher • Graduate • Torrington, Conn. • Torrington/Boston University

hit innings at No. 21 Arkansas (Feb. 20) ... Collected third save against Marist (Feb. 21) ... Collected two wins against Cal Poly (March 6, 8) and held San Diego State to just two hits with the help of nine strikeouts on March 7 ... Helped BU earn its first-ever win at Long Beach State on March 9 in her final appearance with five strikeouts in 5.1 innings ... Named to the PL Academic Honor Roll for posting a 3.20+ GPA.

SOPHOMORE SEASON AT BOSTON UNIVERSITY (2019)

Improved on her stellar rookie campaign with an impressive sophomore season that saw her pitch the Terriers to their third Patriot League title in four years, second perfect home record (18-0) in program history and fourth most wins ever (37) ... First in the PL to repeat as Pitcher of the Year since Lehigh's Emily Bausher accomplished the feat in 2014-15 and first in the PL to be recognized as the top pitcher in her first two collegiate seasons since Lehigh's Lisa Sweeney won the award all four years from 2006-09 ... Became first Terrier to earn a second Pitcher of the Year award after BU Hall of Famer Robyn King ('01) was recognized by the America East in both 2000 and 2001 ... Added her second All-Region First Team and PL All-Tournament Team awards as well ... Made 44 appearances and 34 starts, posting a 23-11 record and a 1.37 ERA with 201 strikeouts against 53 walks in 214.0 innings and a .204 opposing batting average ... The 201 strikeouts were the fifth most in a season in PL history and seventh most at BU ... Had the 14th best ERA in the NCAA this year at 1.37 ... Had four double-digit strikeout performances, including 13 in a 4-0 shutout win over Bowling Green (Feb. 16) ... Had 11 in a 7-3 victory versus UConn (Feb. 15), 11 in a 2-1 loss at Loyola Marymount (March 12) and 11 in a 4-1 victory over Rhode Island (March 28) ... Started in 10 of 17 conference games, posting a 7-2 (0.87 ERA) record with opponents hitting .168 ... Earned saves at Lehigh (April 6), against Army West Point (April 27) and at Bucknell (May 4) ... Held WCC champion BYU (March 8) to one run in four scoreless innings of relief for a 7-6 victory ... Held Holy Cross (March 30) to two hits in a 3-0 victory and Lehigh to three hits in an eight-inning 2-0 victory ... Allowed just two earned runs in 17.1 combined innings in the PL tournament against eight hits allowed to be named to her second All-PL Tournament Team ... Pitched four no-hit innings at No. 5 national seed Florida in the opening round of the NCAA Regional, tallying four strikeouts in a 3-0 loss ... Also started against Stanford, allowing three hits and four unearned runs in 2.2 innings.

FRESHMAN SEASON AT BOSTON UNIVERSITY (2018)

Had a standout, record-breaking rookie campaign that helped her earn three major awards and the Terriers sweep both the Patriot League regular-season and tournament crowns ... Became first player in program history to earn both a conference's Pitcher and Rookie of the Year award in the same season ... Also collected BU's first-ever and the PL's second ECAC Rookie of the Year award ... Earned All-Region First Team and PL All-Tournament Team honors as well ... Made 39 starts in 49 appearances, posting a 28-8 record, 2.02 ERA and .209 opposing batting average with 192 strikeouts against 56 walks in 225.2 innings of work ... Her 28 victories are a school record and ranked No. 3 all-time in the PL and No. 9 in the NCAAs this season ... The 192 K ranked No. 8 all-time at BU, tied for No. 8 all-time in the PL and No. 48 in the NCAAs this season ... Tallied 11 shutouts, which tied Army West Point's Morgan Lashley (2012) for most ever in the PL and tied for fifth all-time at BU ... Started the first game of the season and went the distance against Northern Illinois (Feb. 9), holding the Huskies to two unearned runs off five hits with five strikeouts ... Collected first career shutout against Michigan State (Feb. 11) with seven strikeouts against six hits for the 3-0 win after pitching the final three innings of a 7-4 (8) win over Duke on Feb. 10 ... Started in 16 of 18 conference games, posting a 13-2 record with a 1.15 ERA and .146 opposing batting average ... Collected 95 strikeouts in 97.1 IP against 19 walks and 49 hits with seven shutouts ... Earned first-ever no-hitter in eight innings in the PL opener at Army West Point (March 31) ... Recorded a season-high 13 strikeouts at Holy Cross (April 14) after tallying 10 against Central Connecticut State (April 11) ... Tallied 11 strikeouts against both Lafayette (April 21) and Colgate (May 6) in a combined 12 innings of work ... Pitched 16.1 of the 17 innings in the PL tournament, posting shutout victories against Army (May 10) and Lehigh (May 12) with the help of a combined 12 strikeouts against two hits ... Held Bucknell to four runs in a 6-4 victory in the PL semifinals (May 11) ... Started against both No. 3 Oklahoma and Missouri in the NCAA Tournament, pitching a total of 3.2 innings.

HIGH SCHOOL/CLUB

Had a standout junior season with a 0.86 ERA and 269 strikeouts en route to All-Conference honors ... Pitched a perfect game against Brookfield in the second round of the Class L State Tournament ... Posted a 0.289 ERA with the help of 239 strikeouts to earn both All-State and All-Conference accolades her junior year ... Also played with the Newtown Rock Gold ... Helped volleyball team finish runner-up in the state ... Member of Mu Alpha Theta Math Honor Society and recipient of the Society of Women Engineers award.

CAREER PITCHING STATISTICS

Year	era	w-l	app	gs	cg	sho	sv	ip	h	r	er	bb	so	2b	3b	hr	bf	bavg	wp	hbp	bk	sfa	sha
2018-BU	2.02	28-8	49	39	19	11	0	225.2	175	82	65	56	192	27	4	14	919	.209	8	12	0	3	10
2019-BU	1.37	23-11	44	34	19	9	3	214.0	164	64	42	53	201	24	2	8	879	.204	5	6	0	3	15
2020-BU	1.44	9-5	19	13	7	3	3	87.1	68	27	18	27	95	12	2	3	367	.205	6	4	0	0	4
2021-BU	1.05	25-2	29	23	17	7	1	159.1	103	31	24	53	159	16	3	5	650	.178	5	8	0	1	7
Total	1.52	85-26	141	109	62	30	7	686.1	510	204	149	189	647	79	11	30	2815	.200	24	30	0	7	36



32 • KATHRYN SANDERCOCK

Pitcher • Redshirt Senior • McLean, Va. • Bishop O'Connell

CAREER HIGHS

Innings Pitched:	8.1	vs. Virginia Tech (4/8/22)	Walks Allowed:	4	2x last at Georgia Tech (3/11/22)
Runs Allowed:	6	2x, Last vs. Virginia Tech (4/10/22)	Strikeouts:	10	at Georgia Tech (3/13/22)
Earned Runs:	6	vs. Missouri 92/13/21)	Hits Allowed:	10	vs. Florida Atlantic (2/17)

2022 NFCA Second Team All-American
2022 D1 Softball Second Team All-American
2022 NFCA Southeast All-Region First Team
ACC All-Tournament Team (2022)
2022 All-ACC First Team
ACC Pitcher of the Week (May 10, 2022)
2022 USA Softball Collegiate Player of the Year Top-25 Finalist
ACC Pitcher of the Week (March 1, 2022)
D1 Softball Pitcher of the Week (February 22, 2022)
NFCA National Pitcher of the Week (February 22, 2022)
ACC Pitcher of the Week (February 22, 2022)
2022 Softball America Preseason All-American - Second Team
2022 D1 Softball Preseason All-American - Second Team
2022 Preseason All-ACC Team
2022 Softball America Preseason Top 100 - 20
2022 Extra Innings Softball Preseason Top 100 - 32 2021
WCWS All-Tournament Team
2021 NFCA Second Team All-American
2021 NFCA Southeast Region First Team
2021 All-ACC First Team
2021 Softball America Preseason Top-25 Sophomores (No. 12)
2021 Softball America Preseason Top-100 Players (No. 87)
2020 ACC Academic Honor Roll
2020 Softball America Preseason Top-100 Players (No. 78)
2019 All-ACC Freshman Team
2019 All-ACC Academic Team
2019 ACC Academic Honor Roll
2019 USA U-19 National Team Member

SENIOR SEASON (2022)

Appeared in 44 games with 25 starts during the 2022 season... led the team in appearances, starts, wins (30), innings pitched (194.1), earned runs allowed (40), walks (30), saves (3), complete games (8), opponent batting average (.189) and ERA (1.44)... SandercocK finished the season ranked 18th in the country in ERA and second in the country in wins... earned a win over Texas (2/18) after pitching 6.1 innings and allowed seven hits and two runs while striking out five batters... was a part of a combined no-hitter against UCF (2/20), she pitched four innings and struck out four batters while not allowing a single

runner on base... earned the win over No. 2 UCLA (2/20) after entering the game in relief and pitching the final 3.1 innings, she allowed just one hit while striking out four Bruin batters... struck out a career-high 10 batters against Georgia Tech (3/13) in five innings of work while allowing only three hits... pitched a complete game against Florida (5/4) and allowed only two hits and one run as they Seminole swept the Gators for the first time since 2006... Earned all three wins for the Seminoles in the ACC Tournament as FSU won their 18th ACC Tournament.

JUNIOR SEASON (2021)


Appeared in 43 games with 26 starts during the 2021 season... led the team in appearances, starts, innings pitched (178.2), earned runs (32), walks (28), saves (2), opponent batting average (.191) and wins (27)... SandercocK finished the season ranked 16th in the NCAA and second in the ACC in ERA and fifth in the country in wins... pitched her first 10 career complete games...threw her first career complete game against Virginia Tech (2/20) when she allowed just three hits and one run with nine strikeouts... her second complete game came against Florida (3/6) in FSU's 7-2 win over the Gators, she allowed just two runs and six hits against No. 5 Florida... in her next start she threw all seven innings against No. 2 Arizona (3/11) in FSU's 4-2 win, she allowed seven hits and two runs...in 10.1 one innings of work against Arizona she allowed only two runs... her fourth complete game came at Boston College (3/26) she allowed just two hits and two runs... SandercocK had back-to-back complete games against Notre Dame (4/3) and Duke (4/9), she allowed just three hits and no runs combined in these two games... her seventh complete game came against NC State (5/13) in the first game of the ACC Tournament, she allowed two hits and no runs... SandercocK had three complete games in the NCAA Tournament, one in the Regional, one in the Super Regional and one in the World Series... against UCF (5/23) she had a one hitter to advance to the Super Regional... she shut down LSU (5/27) in the first game of the Super Regional, allowing two hits and no runs in seven innings of work... in the WCWS, she pitched 31.1 innings, allowing 28 hits and nine earned runs with 22 strikeouts... she pitched a complete game against Oklahoma State, allowing five hits and no earned runs.

SOPHOMORE SEASON (2020)

Shined in the circle as a sophomore during the shortened 2020

**32 • KATHRYN SANDERCOCK**

Pitcher • Redshirt Senior • McLean, Va. • Bishop O'Connell



season due to the COVID-19 pandemic, leading the team with a 9-1 record with two saves and 60.2 innings pitched...finished with a 2.19 ERA and allowed 50 hits, 28 runs with 19 earned, along with 11 walks and 35 strikeouts, as opponents batted just .221 against her on the season...started against No. 1 Alabama on February 7 and allowed five runs, three earned, on four hits and one walk...retired all nine batters she faced in a win against Detroit Mercy on February 8...earned a win in relief versus Detroit Mercy (Feb 9)...tossed 2.0 innings, giving up a hit and an unearned run on February 12 against Florida A&M...did not allow a walk and tied a career high with five strikeouts in 4.1 innings against No. 13 Minnesota on February 14...retired 11 of the 12 batters she faced from the third to the sixth inning against No. 2 UCLA on February 16...posted a career-high six strikeouts in a win against Kent State on February 28...did not allow a run in 2.0 innings of relief to earn a save at No. 21 Arkansas on February 29...allowed just one hit in 6.0 innings on March 6 against Longwood...gave up two hits and one walk with four strikeouts in a win against Detroit Mercy on March 8.

FRESHMAN SEASON (2019)

Excelled as a freshman for the Seminoles in 2019, appearing in 32 games as a pitcher with 11 starts...posted a 13-0 record with a 1.99 ERA, along with a save...allowed 33 runs on 88 hits through 91.1 innings with 49 strikeouts as opponents posted

a .251 batting average against her...pitched 4.0 innings of relief on February 8 to earn the win over UNCW, allowing just one run on three hits...recorded a complete-game shutout against UNCG on February 9, giving up four hits and one walk with five strikeouts...allowed just one run on three hits in a 5.1 inning start against No. 3 Oklahoma on February 15...struck out four and allowed two runs on three hits in 3.0 innings against Minnesota on February 16...gave up just one earned run and posted four strikeouts without a walk on February 17 against Florida Atlantic...posted three strikeouts over 2.1 innings of scoreless relief on February 22 versus Elon...allowed one run on two hits over 4.0 innings at Grand Canyon on March 6...retired all six batters she faced as she closed out the game against Notre Dame on March 15...scattered five hits, allowed an unearned run and recorded four strikeouts against North Florida on March 20...gave up two runs on four hits in a 2.0-inning relief appearance against NC State on March 23...allowed just three hits and one run over 4.0 innings with two strikeouts in a victory at Virginia on March 30...pitched 2.0 scoreless innings at Louisville on April 6, allowing just one hit, with a walk and a strikeout...allowed just one run over 3.2 innings against No. 6 Florida on April 17...pitched a complete-game shutout against Boston College on April 21, posting four strikeouts...did not allow an earned run over 5.1 innings of relief in three appearances against Duke on April 26-28...gave up just one run and zero walks over three relief appearances on the road at Syracuse (May 3-5)...tossed the final 3.0 innings against USF, allowing just two hits and one run to pick up the victory...earned the win against No. 21 South Carolina in relief on May 19...allowed just one hit and one unearned run over four innings of relief against No. 13 Oklahoma State in game three of the NCAA Tallahassee Super Regional on May 25.

HIGH SCHOOL/CLUB

Attended Bishop O'Connell High School...named Virginia Gatorade Player of the Year as a junior in 2017...2017 Washington Catholic Athletic Conference (WCAC) Player of the Year...received All-State and Player of the Year honors her junior and senior year...was selected as the team's most valuable player in her final two seasons...named to The Washington Post's All-Met First Team as a junior and senior...received Second Team honors as a sophomore...honor roll recipient as a junior.

CAREER PITCHING STATISTICS

Year	era	w-l	app	gs	cg	sho	sv	ip	h	r	er	bb	so	2b	3b	hr	bf	bavg	wp	hbp	bk	sfa	sha
2019	1.99	13-0	32	11	3	2/4	1	91.1	88	33	26	15	49	11	3	6	382	.251	2	8	0	3	5
2020	2.19	9-1	49	6	0	0/5	2	60.2	50	28	19	11	35	14	0	4	245	.221	2	4	0	0	4
2021	1.25	27-4	43	26	10	5/7	2	178.2	121	46	32	28	127	15	2	8	680	.191	4	4	0	5	10
2022	1.44	30-3	44	25	8	6/8	3	194.1	131	44	40	30	159	23	0	12	741	.189	4	11	0	2	5
TOTAL	1.56	79-8	136	67	21	13/24	8	525.0	391	151	117	84	370	63	5	30	2048	.213	12	27	0	10	24



6 • KALEY MUDGE

Outfielder • Senior • Winter Springs, Fla. • Winter Springs

CAREER HIGHS					
Hits:	5	at Alabama (6/7/21)	RBI:	3	at Alabama (6/7/21)
Doubles:	2	at Pittsburgh (5/8/21)	Runs:	3	2x, last at NC State (5/7/22)
Triples:	1	vs. Detroit Mercy (2/9/20)	Walks:	2	4x, vs. Virginia Tech (4/8/22)
Home Runs:	1	4x, last at NC State (5/7/22)	Stolen Bases:	2	2x, last at Oklahoma (6/8/21)



RECORD BOOK

Became the first student-athlete to record five hits in seven-inning of a game at the WCWS on June 7 against Alabama... holds the WCWS record for hits in a single World Series with 14.

JUNIOR SEASON (2022)

Played in 54 games with 51 starts during her junior season... she finished the season second on the team with a .358 batting average (63-for-176)... she was third on the team with 63 hits and fourth on the team with 44 runs scored... Mudge finished the season with nine doubles, three triples and four home runs to go with 26 RBI... she was second on the team with 13 stolen bases and finished the season with a perfect fielding percentage in the outfield... started the season with her first career home run against Mercer (2/11)... went 2-for-2 with three runs scored against Kennesaw State (2/12)... was 3-for-4 with one RBI against Boston College (3/20)... was a perfect 3-for-3 at the plate with two RBI, two runs scored and a home run at FIU (3/26)... once against recorded three hits in a game against North Florida (3/30) while scoring two runs and batting in another... recorded three hits for the fourth time at Virginia (4/3) when she went 3-for-5 with a double... went 6-for-13 against NC State (5/6-8) with six RBI and two home runs...was 2-for-2 with two RBI and two runs scored against Duke (5/13) in the ACC Tournament semifinal.

SOPHOMORE SEASON (2021)


Appeared in 57 games during the 2021 season, starting in 22

of them including the final 14 games of the season... she finished the season with a team high .333 batting average (30-for-90) after recording a Women's College World Series record 14 hits... recorded two stolen bases during her first start of the season against Memphis (2/12)... went 2-for-3 against FGCU (2/26) with an RBI and a run scored... went 3-for-4 against Pitts (5/8) during the final weekend of the regular season, two of the three hits were doubles as she recorded one RBI and scored one run... against Kennesaw State in the first game of the Tallahassee Regional she went 3-for-4 with a double and two runs scored... went 1-for-4 with a double, and RBI and two runs scored against Oklahoma State in the WCWS (6/5)... was 2-for-3 in game one against Alabama (6/6) at the WCWS before setting a seven inning WCWS record with five hits after going a perfect 5-for-5 against the Crimson Tide (6/7) with two RBI and two runs scored as she helped the Noles advance to the Championship Series...was 3-for-5 against Oklahoma in game one of the WCWS Championship Series with two stolen bases and one runs scored...broke the WCWS hits record with her 14th hit of the World Series in the final game against Oklahoma (6/10)

FRESHMAN SEASON (2020)

Played in 23 games, including four starts in the outfield, during the 2020 season that was shortened due to the COVID-19 pandemic, finishing with a .217 batting average (5-for-23), with two doubles, a triple, four RBI five walks, two stolen bases and



**6 • KALEY MUDGE****Outfielder • Senior • Winter Springs, Fla. • Winter Springs**

nine runs scored...was perfect in 20 defensive opportunities, including two outfield assists...entered as a defensive replacement against both North Carolina and No. 1 Alabama on February 7...pinch ran, hit a double and scored two runs on February 8 against Detroit Mercy...scored twice and hit an RBI triple versus Detroit Mercy on February 9...pinch ran and stole base against No. 1 Washington on February 14...walked and scored versus No. 13 Minnesota (Feb 14)...drew a walk on February 16 against No. 2 UCLA...walked and scored a run against Kent State (Feb 28)...hit an RBI single on March 3 against Holy Cross...doubled, walked, stole a base and scored two runs on the road against No. 22 UCF on March 4...drove in a run with an RBI single on March 6 against Longwood.

HIGH SCHOOL/CLUB

Attended Winter Springs High School...competed with the Hatters Gold-Birle and Gold Coast Hurricanes-Cooper travel teams...following a win at the 8A State Championship in 2019, she earned the titles Seminole County Softball Player of the Year and 8A Florida Dairy Farmers Player of the Year...selected for the First Team for both All-State and All-State Academic Team in 2016 and 2017...concluded her high school career with a .459 batting average, 151 hits, 61 RBIs, 128 runs, and 88 stolen bases, 28 happening during the 2016 season alone (school-record).

CAREER STATISTICS

Year	avg	gp-gs	ab	r	h	2b	3b	hr	rbi	tb	slg%	bb	hbp	so	gdp	ob%	sf	sh	sb-att	po	a	e	fld%
2020	.217	23-4	23	9	5	2	1	0	4	9	.391	5	0	9	0	.345	1	1	2-2	18	2	0	1.000
2021	.333	57-22	90	18	30	6	0	0	7	36	.400	6	0	6	0	.367	2	1	7-9	52	0	1	.981
2022	.358	54-51	176	44	63	9	3	4	26	90	.511	20	0	17	0	.415	4	0	13-18	86	2	0	1.000
TOTAL	.303	134-77	289	71	98	17	4	4	37	135	.434	31	0	32	0	.375	7	2	22-29	156	4	1	.994



9 • DEVYN FLAHERTY
Infield • Senior • Sarasota, Fla. • Riverview Sarasota

CAREER HIGHS					
Hits:	3	5x, last at Florida (4/6/22)	RBI:	4	at Pittsburgh (5/8/21)
Doubles:	2	2x, last at Pittsburgh (5/8/21)	Runs:	3	2x, last vs. Missouri (2/12/21)
Triples:	1	4x, last at Virginia (4/2/22)	Walks:	2	7x, last at NC State (5/7/22)
Home Runs:	2	at Syracuse (4/17/21)	Stolen Bases:	2	5x, last at Georgia Tech (2/18/21)



- 2023 Preseason All-ACC Team**
- ACC All-Tournament Team (2022)**
- 2022 All-ACC Second Team**
- 2021 ALL-ACC FIRST TEAM**
- 2021 ALL-ACC FRESHMAN TEAM**

JUNIOR SEASON (2022)

Started in all 61 games during the 2022 season at second base... finished third on the team with a .355 batting average (66-for-186) with a team high tying 66 hits... she recorded 12 doubles, two triples and six home runs while driving in 31 runs... Flaherty led the team in stolen bases going 26-for-29 on the year... in the field, she had a .980 fielding percentage with 75 putouts and 123 assists... she had 18 games with multiple hits, five games with multiple RBI and three games with two stolen bases... she started off the season a perfect 2-for-2 against Mercer (2/11) with two runs scored... the next day she had two hits and two runs scored against Loyola Chicago (2/12)... was a perfect 2-for-2 with a run scored and an RBI against Texas (2/18)... had three RBI on one home run against Indiana (2/25)... went a perfect 3-for-3 with two runs scored and a home run against Troy (3/23)... went three straight games with a home run (5/7-12) with one in each of the last two games at NC State and one in the first game of the ACC Tournament against Virginia.

SOPHOMORE SEASON (2021)

Started all 63 games during 2021 at second base... finished the season with a .281 batting average (52-for-185) with a team high 52 hits on the year... those 52 hits came from eight doubles and five home runs, resulting in 22 RBI and a .405 slugging percentage... Flaherty led the team in stolen bases with after going a perfect 19-for-19... in the field she had a .946 fielding percentage with 74 putouts and 119 assists... went 2-for-3 with two stolen bases and three runs scored in the second game of

the season against Missouri (2/12)... followed that up against Memphis (2/13) with two more stolen bases as she was 1-for-3 with an RBI... hit her first of five home runs at Georgia Tech (2/18) for the only hit of the game... in game two against Georgia Tech (2/18) she went 2-for-3 with two stolen bases, two runs scored and one RBI... hit her second home run of the season at Boston College (2/26) for her only hit in two at-bats... during the final game at Boston College (2/27) she went 2-for-3 with two RBI, two runs scored and one stolen base... in game one at Syracuse she went 2-for-3 with three RBI and two runs scored as both of her hits resulted in home runs... at Louisville (2/25) Flaherty went a perfect 3-for-3 with two runs scored... during the final two games of the regular season at Pittsburgh (5/8) she recorded a career high three hits after going 3-for-4 with a double, a stolen base, an RBI and two runs scored... in game two of the double header she recorded a career high four RBI... in the championship game of the Tallahassee Regional she went 2-for-3 with a double and RBI and a run scored against UCF (5/23).

FRESHMAN SEASON (2020)

Appeared in all 24 games, including 22 starts, during the 2020 season that was shortened due to the COVID-19 pandemic, finishing with a .33 batting average (22-for-66), with four doubles, three triples, three home runs, 16 RBI and 17 runs scored... her three triples led the team and ranked No. 21 in the NCAA... also added 10 walks, tied with Kiersten Landers for the team lead with eight stolen bases and posted a .621 slugging percentage on the season... her 22 starts were spread among five different positions - first base (8), second base (6), left field (5), short-stop (2) and right field (1) - making her just the second FSU player under Lonni Alameda to start at five different positions in one season, joining Kelly Hensley from 2013, and is the first




**9 • DEVYN FLAHERTY****Infield • Senior • Sarasota, Fla. • Riverview Sarasota**

one to do it without starting at designated player...drew a walk, singled and scored a run against No. 1 Alabama on February 7...was 2-for-2 with a triple, a home run, two RBI and two runs scored against Detroit Mercy (Feb 8)...hit a triple and a three-run home run, both in the second inning, on February 9 against Detroit Mercy...lined a single and stole a base on February 12 against Florida A&M...hit an RBI single and drew a walk on February 14 against No. 13 Minnesota...stole a base and scored a run versus Liberty (Feb 16)...walked twice, stole two bases and scored three runs on February 28 against Kent State...hit a double, a triple and drove in two runs on March 3 against Holy Cross...went 3-for-4 with an RBI and a run scored versus Penn...hit two doubles, drove in three runs and stole a base on March 8 against Detroit Mercy.

HIGH SCHOOL/CLUB

Played at Riverview Sarasota High School...earned the title of Sarasota Athlete of the week in April of 2019...following her posting of a .488 batting average, a total of 84 hits, 55 RBIs, and 54 runs throughout her career, Flaherty was nominated as a 2019 HT Preps All-Area Softball Player of the Year Finalist...earned a spot on the East team in the 2019 PGF High School All-American Game... selected as the Rams Team MVP and First Team All-District honors in 2018...played club ball for the Santa Fe Inferno.

**CAREER STATISTICS**

Year	avg	gp-gs	ab	r	h	2b	3b	hr	rbi	tb	slg%	bb	hbp	so	gdp	ob%	sf	sh	sb-att	po	a	e	fld%
2020	.333	24-22	66	17	22	4	3	3	16	41	.621	10	0	13	1	.416	1	0	8-10	80	15	2	.979
2021	.281	63-63	185	39	52	8	0	5	22	75	.405	24	1	39	2	.365	1	0	19-19	74	118	11	.946
2022	.355	61-61	186	45	66	12	2	6	31	100	.538	15	3	16	1	.406	3	0	26-29	75	123	4	.980
TOTAL	.323	148-150	437	101	140	24	5	14	69	216	.521	49	4	41	4	.396	5	0	53-58	229	256	17	.968



17 • EMMA WILSON

Pitcher/Utility • Senior • Dallas, Ga. • North Paulding

CAREER HIGHS					
Innings Pitched:	5.2	vs. Loyola Chicago (2/12/22)	Walks Allowed:	3	vs. Mississippi State (5/22/22)
Runs Allowed:	4	vs. Virginia Tech (4/9/22)	Strikeouts:	3	4x, last at FIU (3.26/22)
Earned Runs:	4	vs. Virginia Tech (4/9/22)	Hits Allowed:	5	2x, last vs. Virginia Tech (4/9/22)



(2/20) with a season-high three strikeouts... recorded three more strikeouts in her second appearance against Virginia Tech (2/21)... was a part of a combined no-hitter against Boston College (3/26) as she recorded the final out of the game.

FRESHMAN SEASON (2020)

Redshirted her freshman season in 2020.

HIGH SCHOOL/CLUB

Attended North Paulding High School in Dallas, Georgia...previously competed with the East Cobb Bullets Travel Team...pitching a 1.916 ERA, 123 strikeouts, and only giving up 24 runs; she earned the title of Paulding Softball Player of the year in 2019...selected for the First Team All-Region over three consecutive years...with a career record of .409 batting average, 8 homeruns, and 27 RBIs, she was a participant in the All-State Senior Game.

REDSHIRT SOPHOMORE SEASON (2022)

Appeared in 20 games with nine starts while pitching a total of 33.1 innings... she finished the season with a 2-0 record and a 3.78 earned run average while allowing 32 hits and walking 12 batters... she held her opponents to a .252 batting average and earned one save on the season... tossed a career-high 5.2 innings against Loyola Chicago (2/12) while striking out three batters and allowing no earned runs... she once against struck out a career-high three batters at FIU (3/26) in four innings of work while allowing only two hits.

SOPHOMORE SEASON (2021)

Appeared in 19 games with two starts during the 2021 season... pitched a total of 20.2 innings, allowing seven runs with 17 strikeouts while holding her opponents to a .259 batting average... she finished the season with an 0-1 record... she also made seven appearances at the plate during the 2021 season recording just one hit, a three-run home run at Louisville (4/23)... made her first career start at home on February 13 against Missouri... threw a season-high 2.1 innings in relief against Virginia Tech



CAREER PITCHING STATISTICS

Year	era	w-l	app	gs	cg	sho	sv	ip	h	r	er	bb	so	2b	3b	hr	bf	bavg	wp	hbp	bk	sfa	sha
2020	0	0-0	0	0	0	0/0	0	.000	0	0	0	0	0	0	0	0	.000	0	0	0	0	0	0
2021	2.37	0-1	19	2	0	0/9	0	20.2	21	7	7	7	17	5	0	1	89	.259	1	0	0	0	1
2022	3.78	2-0	20	9	0	0/7	1	33.1	32	21	18	12	20	1	3	10	144	.252	5	2	0	1	2
TOTAL	3.08	3-1	39	11	0	0/16	1	54.0	53	28	25	19	37	6	3	11	233	.256	6	2	0	1	3



20 • KAIA LOPRESTE

Catcher • Senior • Brandon, Fla. • Riverview

CAREER HIGHS

Hits:	2	6x, last at Boston College (3/27/21)	RBI:	2	2x, last vs. Detroit Mercy (3/8/20)
Doubles:	1	8x, last vs. Loyola Chicago (2/12/22)	Runs:	1	6x, last vs. Detroit Mercy (3/8/20)
Triples:	-		Walks:	2	vs. Florida A&M (2/23/22)
Home Runs:	1	vs. Longwood (3/6/20)	Stolen Bases:	-	

JUNIOR SEASON (2022)

Played in 19 games with five starts at the catcher position... finished the season with a .211 batting average (4-for-19)... had one double and one RBI on the season... finished with a perfect fielding percentage off 40 putouts and 3 assists... went 1-for-1 with a double against Loyola Chicago (2/12)... earned her only RBI of the season against Pitt (3/5).

SOPHOMORE SEASON (2021)

Appeared in 27 games with two starts during the 2021 season... she recorded a .208 batting average (5-for-24) with two doubles, four RBI and five runs scored... earned her first start of the season at Boston College (3/27) and went 2-for-3 with an RBI and two runs scored... entered the game off the bench at Syracuse (4/17) and went 1-for-1 with a double, an RBI and scored a run... started her second game of the season against NC State (5/1) and went 1-for-1... went 1-for-2 with a double, an RBI and a run scored at Pittsburgh (5/8).

FRESHMAN SEASON (2020)

Appeared in 20 games, including 14 starts at catcher, during the 2020 season that was shortened due to the COVID-19 pandemic, and posted a .304 batting average (14-for-46) with five doubles, a home run, eight RBI, two walks and six runs scored... the five doubles ranked second on the team...made her collegiate debut on February 7 against No. 1 Alabama...hit an RBI double and scored a run against Detroit Mercy on February 8... drove in a run on an RBI single as part of an eight-run inning versus Detroit Mercy (Feb 9)...reached on an error and scored a run on February 12 against Florida A&M...became the primary catcher after an injury to Anna Shelnett on February 15...hit a double and drove in a pair of runs on February 28 against Kent State...went 2-for-2, including an RBI double on February 29 against No. 19 Baylor...had a pair of hits on the road at No. 21 Arkansas (Feb 29)...hit the first home run of her career against Longwood on March 6...batted 2-for-3 with a double, two RBI and a run scored on March 8 against Detroit Mercy.

HIGH SCHOOL/CLUB

Attended Riverview High School...played on the Tampa Mustangs TJ Travel Team, where she posted a 238 RBIs and 22 homeruns over four seasons...won the New Jersey Tournament Championship and placed 3rd at PFG Premier with the Mustangs...earned a spot on the 2019 PGF All-American East team as well as three First Team All-State selections...holds the highest batting average within a single season for the Mustangs as well as in doubles...completed her high school career with a .514 batting average, 114 hits, and 95 RBIs.



CAREER STATISTICS

Year	avg	gp-gs	ab	r	h	2b	3b	hr	rbi	tb	slg%	bb	hbp	so	gdp	ob%	sf	sh	sb-att	po	a	e	fld%
2020	.304	20-14	46	6	14	5	0	1	8	22	.478	2	0	7	0	.333	0	0	0-0	87	9	1	.990
2021	.208	27-2	24	5	5	2	0	0	4	7	.292	2	0	8	0	.269	0	0	0-0	42	2	0	1.000
TOTAL	.271	47-31	70	11	19	7	0	1	12	29	.414	4	0	15	0	.311	0	0	0-0	129	11	1	.993



8 • KALEI HARDING

Catcher/Utility • Junior • Murfreesboro, Tenn. • Blackman

CAREER HIGHS					
Hits:	4	at Georgia Tech (2/18/21)	RBI:	4	5x, last at North Carolina (4/17/22)
Doubles:	2	vs. Hofstra (2/26/23)	Runs:	3	3x, last vs. Clemson (5/14/22)
Triples:	1	3x, last at Boston College (3/27/21)	Walks:	2	8x, last vs. Howard (5/20/22)
Home Runs:	2	3x, last at North Carolina (4/17/22)	Stolen Bases:	2	2x, last vs. Duke (4/11/21)

- 2022 NFCA Southeast All-Region First Team**
- ACC Tournament MVP (2022)**
- ACC All-Tournament Team (2022)**
- 2022 All-ACC Second Team**
- 2021 ALL-ACC THIRD TEAM**
- 2021 ALL-ACC FRESHMAN TEAM**

SOPHOMORE SEASON (2022)

Appeared in all 61 games with 60 starts... finished the season with a .304 batting average (56-for-184), including 11 doubles and 15 home runs... her 11 doubles were fourth on the team and her 15 home runs ranked second... she also had a team-leading 54 RBI to go with 11 stolen bases... She finished the season with a .966 fielding percentage with 110 putouts, four assists and four errors... started the season with a two-run home run against Mercer (2/11)... stole a career-high two bases against South Alabama (2/16)... went 2-for-2 with a home run and two RBI against No. 15 Tennessee (2/17)... went 2-for-3 with a career-high two home runs and three RBI against Hofstra (2/36)... hit two home runs, one in each game of a doubleheader at Georgia Tech (3/11)... went 3-for-4 with a home run and two RBI at Virginia (3/2)... went 2-for-4 with a home run and four RBI at Virginia in the final game of the series (3/3)... hit a grand slam against Virginia Tech (4/9)... was 2-for-3 with a home run and two RBI at North Carolina (4/17)... was 2-for-3 with a home run and three RBI against No. 17 Clemson (4/21)... hit a home run in every game of the ACC Tournament and was named the ACC Tournament MVP.


FRESHMAN SEASON (2021)

Appeared in 62 games and started in 58 of them during her freshman campaign in 2021... finished the season with a .278 batting average (49-for-176), including 10 doubles, six home runs and a team-high three triples... Harding also had a team-high with 42 RBI... she scored 29 runs and was second on the team with a .472 slugging percentage, she also was 10-for-11 in stolen bases... Harding finished the season with a .915 field-

ing percentage with 46 putouts and eight assists... in just the fifth game of her career she went a perfect 4-for-4 with three RBI at Georgia Tech (2/18)... was 2-for-4 with a double and an RBI against Florida (3/6)... went 1-for-3 with a double and two RBI against No. 2 Arizona (3/11) in FSU 4-2 win... went 2-for-3 with a run scored in game three against No. 2 Arizona (3/13) in FSU's 2-0 win... was 2-for-4 with three RBI against Kennesaw State (3/20)... was 2-for-3 with four RBI and a triple at Boston College (3/27)... recorded three more RBI on her first career home run against Notre Dame (4/3)... was a perfect 2-for-2 with two home runs, four RBI and three runs scored at Syracuse (4/18)... grabbed two more home runs at Pitt (5/8) as she went 2-for-4 with three RBI and three runs scored... was 2-for-4 with two RBI and a run scored against Alabama (6/7) to send the Seminoles to the Championship Series of the WCWS... went 3-for-4 with a home run, four RBI and two runs scored as the Seminoles defeated Oklahoma (6/8) 8-4 in the first game of the WCWS Championship Series.

HIGH SCHOOL/CLUB

Attended Blackman High School in Murfreesboro, Tennessee... named the Rookie of the Year and the Offensive Player of the Year, while posting a .397 batting average with 49 runs, 12 doubles and 13 home runs...competed for the TN Fury Platinum travel team, which posted Top 10 finishes at PGF and in Colorado...as a member of the Fury, she tallied seven doubles, six home runs and 28 RBI with a .387 batting average...was a three-time All-District selection.



CAREER STATISTICS

Year	avg	gp-gs	ab	r	h	2b	3b	hr	rbi	tb	slg%	bb	hbp	so	gdp	ob%	sf	sh	sb-att	po	a	e	fld%
2021	.278	62-58	176	29	49	10	3	6	42	83	.472	21	1	35	1	.357	1	0	1-1	7	1	0	1.000
2022	.304	61-60	184	46	56	11	0	15	53	112	.609	21	1	27	1	.371	4	0	11-12	110	4	4	.966
TOTAL	.291	123-118	360	75	105	21	3	21	95	105	.541	42	2	62	2	.364	5	0	12-13	117	5	4	.983



5 • ALLISON ROYALTY

Pitcher • Junior • Corinth, Texas • Arizona State

CAREER HIGHS

Innings Pitched:	6.2	at Oregon State (5/9/22)	Walks Allowed:	5	at Utah (4/2/22)
Runs Allowed:	6	at Utah (4/2/22)	Strikeouts:	11	4x, last at FIU (3.26/22)
Earned Runs:	5	3x, last at Oregon State (5/9/22)	Hits Allowed:	8	at Oregon State (5/9/22)

Prior to FSU (Arizona State)

As a freshman in 2021 Royalty appeared in 32 games with 19 starts... she finished her freshman campaign with an 11-6 record, a 3.20 ERA and a team-leading 121 strikeouts... she became the fastest freshman pitcher at Arizona State to strike out 100 batters since Dallas Escobedo in 2011... she was named to the Pac-12 All-Freshman Team... as a sophomore she played in 15 games with six starts and earned a 4.86 ERA... she struck out 37 batters in 31.2 innings of work... she finished her sophomore season with a 2-1 record... in her two seasons at Arizona State Royalty went 13-7 with a 3.54 ERA and 158 strikeouts in 156.1 innings.

HIGH SCHOOL/CLUB

In 2018 Extra Innings ranked Royalty the No. 38 player in the class of 2020, and in 2020, FloSoftball recognized her as the No. 4 prospect in the class ... A dominant right-hander, Royalty helped lead the Athletics Mercado/Smith 18u club team to a 2019 PGF 18u Premier National Championship ... She also aided her team to a second-place showing at the IDT Boulder Tournament

**CAREER STATISTICS**

Year	avg	gp-gs	ab	r	h	2b	3b	hr	rbi	tb	slg%	bb	hbp	so	gdp	ob%	sf	sh	sb-att	po	a	e	fld%
2022	.167	46-30	90	6	15	3	0	1	8	21	.233	10	1	14	0	.257	3	0	5-6	11	0	0	1.000
TOTAL	.167	46-30	90	6	15	3	0	1	8	21	.233	10	1	14	0	.257	3	0	5-6	11	0	0	1.000



1 • HALLIE WACASER

Outfield • Redshirt Sophomore • Centerton, Ark. • Bentonville West

CAREER HIGHS					
Hits:	2	vs. Oakland (3/2/22)	RBI:	2	vs. Florida A&M (2/23/22)
Doubles:	1	3x, last at FIU (3/26/22)	Runs:	1	6x, last vs. Virginia Tech (4/10/22)
Triples:	-		Walks:	2	last vs. Pitt (3/6/22)
Home Runs:	1	vs. Lipscomb (3/15/22)	Stolen Bases:	1	5x, last at Virginia (4/3/22)

SOPHOMORE SEASON

Played in 46 game with 30 starts, 16 as the Designated Player and 14 in the outfield... finished the season with a .167 batting average (15-for-90), three doubles, one home run and eight RBI, while scoring six runs... earned her first career home run at Lipscomb (3/15)... went 1-for-1 with a double and a run scored against Kennesaw State (2/11)... had two RBI and a stolen base against Florida A&M (2/23)... went 2-for-3 against Oakland (3/2)... had a six game hitting streak from March 26 through April 3 with one hit each against FIU, UNF, Jacksonville and three game against Virginia.

FRESHMAN SEASON (2021)

Redshirted the season due to injury.

HIGH SCHOOL/CLUB

Attended Bentonville West High School in Centerton, Arkansas...named three-time All-State and three-time All-Conference...named the Newcomer of the Year her freshman year of high school...three time high school All-American...two time Gatorade Player of the Year (sophomore and senior seasons)... member of the USA U17 team that won gold at the Pan American Games in Barranquilla, Columbia...led the entire Pan Am games with a .560 batting average and 2 home runs...18th ranked player in the 2020 Flo Softball rankings...selected to play in the PGF All-American Game (2020)...placed on the Extra Innings All-202 18U team.

PERSONAL

Majoring in exercise science with the dreams of becoming a physical therapist...on the All A Honor Roll four times during high school...graduated with high honors and a 4.1 GPA...part of FCA for four years and the Chick-fil-a Leadership club for two years...daughter of Keith and Rachel Wacaser.



CAREER STATISTICS

Year	avg	gp-gs	ab	r	h	2b	3b	hr	rbi	tb	slg%
	bb hbp	so	ob%	sf	sh	sb-att	po	a	e	fld%	
2022	.167	46-30	90	6	15	3	0	1	8	21	.233
TOTAL	.167	46-30	90	6	15	3	0	1	8	21	.233



14 • AUTUMN BELVIY

Outfield • Redshirt Sophomore • San Diego, Calif. • Arlington

CAREER HIGHS

Hits:	-	RBI:	1	2x, last vs. Florida AGM (3/1/22)
Doubles:	-	Runs:	1	11x, last at Pittsburgh (5/8/21)
Triples:	-	Walks:	-	
Home Runs:	-	Stolen Bases:	1	2x, last at Lipscomb (3.15/22)

SOPHOMORE SEASON (2022)

Played in 47 games with one start... did not record a hit in 14 at-bats but did record two RBI and score 11 runs... was 3-for-4 on stolen bases... scored a run against No. 9 Texas, No. 25 UCF, No. 5 Virginia Tech, and No. 12 Duke... finished the season with a .900 fielding percentage, including nine putouts and one error in the outfield.

FRESHMAN SEASON (2021)


Redshirted the season.

HIGH SCHOOL/CLUB

Attended Arlington High School in Arlington, Tennessee... named Tennessee Softball Player of the Year her junior season...selected to the AAA TSCA All-State Team in 2019...earned All-District MVP honors as a junior...was named to the All-District first and second team as a freshman...named to the first team of the Tennessee State tournament as a sophomore...elected her classes most athletic female her senior year of high school.

PERSONAL

Majoring in Biological Sciences with the dreams of becoming a wildlife rehabilitator...earned honor roll while in high school and was a member of the National Honors Society and the Beta Club...also played volleyball and ran track...is an avid painter and equestrian rider...daughter of Denise and James Belviy... born March 30, 2002.

**CAREER STATISTICS**

Year	avg	gp-gs	ab	r	h	2b	3b	hr	rbi	tb	slg%	bb	hbp	so	gdp	ob%	sf	sh	sb-att	po	a	e	fld%
2022	.000	47-1	14	11	0	0	0	0	2	0	.000	0	1	8	0	.063	1	0	3-4	9	0	1	.900
TOTAL	.000	47-1	14	11	0	0	0	0	2	0	.000	0	1	8	0	.063	1	0	3-4	9	0	1	.900



77 • KATIE DACK
Catcher/3B • Sophomore • Parker, Colo. • Rock Canyon

CAREER HIGHS					
Hits:	3	2x, last vs. Minnesota (5/21/22)	RBI:	4	3x, last at Georgia (3/27/22)
Doubles:	2	vs. Kansas (2/20/22)	Runs:	3	last vs. Abilene Christian (4/1/22)
Triples:	1	vs. Pitt (2/19/22)	Walks:	3	vs. Abilene Christian (4/2/22)
Home Runs:	1	13x, last vs. Minnesota (5/21/22)	Stolen Bases:	1	2x, last at Auburn (3/13/22)

- SEC Freshman of the Week (April 5, 2022)**
- SEC Freshman of the Week (April 26, 2022)**
- All-SEC Second Team**
- NFCA All-South Region Third Team (2022)**
- D1 Softball 2022 Top 75 Impact Freshmen (Preseason)**

FRESHMAN SEASON (2022, Texas A&M)

Made an appearance in 57 games while starting 43 of those contests, splitting time as the designated player, left fielder and catcher for the Aggies as a true freshman...Launched her first career home run against TAMUCC in Aggie Classic (2/11)...Homered against SHSU (2/16)...Recorded two doubles and a triple in Texas A&M Invitational...Got on base four times in Auburn series, her first SEC series of career...Launched her first career grand-slam in the Aggies' victory over No. 17 Georgia (3/27)...Contributed three runs and three RBI against Abilene Christian, as well as launched her fourth home run of the season (4/1) and drew a trio of walks against Abilene Christian (4/2)...Launched a three-run bomb off the bench against No. 21 LSU (4/10)...Hit a bomb in game two against No. 14 Tennessee (4/17)...Came off the bench and hit a first-pitch bomb against No. 2 Alabama (4/24), her seventh homerun of the season...Tallied two-RBI and hit a bomb against Lamar (4/27)...Launched a long ball in two of the three games against No. 25 Missouri and drew a total of four walks against the Tigers...Tallied a home run and double in the first of two games against Houston (5/4)...Had the 9th inning walk-off RBI single to lift the Aggies above No. 5 Arkansas (5/6) then hit her 12th home run of the season and tallied two RBI against the Razorbacks (5/7)...Recorded a home run in four straight games becoming the first to do so since 2012...Became the fourth A&M freshman to ever land a spot on the All-SEC Second Team...Finished the year with a .303 batting average, recording the second-most home runs (13) to go with 40 RBI...Turned in 10 multi-RBI games.

HIGH SCHOOL

Was a four year starter for head coach Mike DeSimone at Rock Canyon High School... Guided her team to Regional Champions in 2018 and 2019... Helped her team finish first in league for three consecutive years... Made it to the Elite 8 in state with her team in 2020...

Played club softball for Colorado Styxx 18u Gold under Coach Pablo Severtson... Assisted her team to be first team all-conference for three consecutive years along with first team all-state for two consecutive years... Ranked Flo softball top 100 recruit... Named Continental player of the year during her 2019 and 2020 seasons... Awarded Metro south player of the year in 2019... Became Jaguar of the year in 2020... Competed in track for two seasons... Was the State Champion in shot put and disc in 2018... Named Thrower of the year in 2018.

PERSONAL

Attended Rock Canyon High School during her high school career...Received first team all-academic for three consecutive years... Was a member of the Les Schwab Academic all team in 2018



CAREER STATISTICS

Year	avg	gp-gs	ab	r	h	2b	3b	hr	rbi	tb	slg%	bb	hbp	so	gdp	ob%	sf	sh	sb-att	po	a	e	fld%
2022 (TAMU)	.303	57-43	119	25	36	6	1	13	40	83	.697	26	0	40	0	.419	3	0	2-4	37	2	3	.929
TOTAL	.303	57-43	119	25	36	6	1	13	40	83	.697	26	0	40	0	.419	3	0	2-4	37	2	3	.929

**4 • JAHNI KERR****Outfield • Redshirt Sophomore • Mableton, Ga. • Wesleyan****CAREER HIGHS**

Hits:	3	vs. Loyola Chicago (2/12/22)	RBI:	3	4x, last vs. Howard (5/20/22)
Doubles:	1	10x, last vs. Mississippi State (5/22/22)	Runs:	1	2x, last vs. Pittsburgh (3/5/22)
Triples:	2	2x, last vs. Loyola Chicago (2/12/22)	Walks:	2	vs. Clemson (5/14/22)
Home Runs:	1	5x, last vs. Florida on 5/4/22	Stolen Bases:	1	4x, last vs. Mississippi State (5/22/22)

2021 Softball America Top-25 Freshmen (No. 18)**SOPHOMORE SEASON (2022)**

Started and played 60 games returning from injury... finished the season with a .261 batting average (47-for-180)... recorded 10 doubles, two triples and five home runs, leading to 35 RBI and 25 runs scored... had eight multi-RBI games, including four in which she had three RBIs in one game... was 3-for-3 with three RBI against Loyola Chicago (2/12)... hit a two-run home run against No. 9 Texas (2/18)... was 2-for-4 with two RBI against Florida A&M (2/23)... hit a three-run home run against Oakland (3/2)... was 1-for-3 with a double, three RBI and two runs scored against Pitt (3/5)... hit a three-run home run in the 12th inning to help FSU defeated Georgia Tech (3/11) 6-2... hit a walk-off home run against Florida (5/4)... had three RBI in the first game of the NCAA Tournament against Howard (5/20).

**FRESHMAN SEASON (2021)**

Started and played in just four game before injuring her knee... in those four games she had a .308 batting average (4-for-13) with two home runs, three RBI and two runs scored while she recorded a .739 slugging percentage... recorded her first career hit against Missouri (2/13) and it resulted in a two run home run... was 2-for-4 at Georgia Tech (2/18) with a solo home run... went 1-for-4 in her final game of the season at Georgia Tech (2/18)

HIGH SCHOOL/CLUB

Attended Wesleyan School in Mableton, Ga....GA Dugout Club POY...FloSoftball Rising Star...two time Gwinnett Daily Post POY...Gwinnett Diamond Club POY, offensive POY, Position Player and Team of the Month...two time GACA A Private POY...2018 Region 5A POY...two time State Champion...two time State Runner Up...GACA region 5A POY...four time region champion...two time Wesleyan Offensive MVP...two time GACA all-star invitee...two time 1st Team All-State and State POY...two time Wesleyan Offensive MVP...USA Today All-American...three time Wesleyan Most Valuable Female Athlete...WSB TV GA HS Athlete of the week...2020 POY - USA Today Sports Award... Wesleyan Sr. Iron Award...Varsity basketball- most dependable player...Gwinnett All-County in track n field... Wesleyan Competitors Award in track & field...Wesleyan School career record holder in Batting Average (.596), Hits (202), Stolen Bases (130), Triples (29), Runs Scored (185), Slugging (.910) and Homeruns (22).

PERSONAL

Majoring in Hospitality...a Spanish and Math Honors recipient...daughter of Rohan and Mylinda Kerr...born June 12, 2002.

CAREER STATISTICS


Year	avg	gp-gs	ab	r	h	2b	3b	hr	rbi	tb	slg%	bb	hbp	so	gdp	ob%	sf	sh	sb-att	po	a	e	fld%
2021	.308	4-4	13	2	4	0	0	2	3	10	.769	1	0	2	0	.357	0	0	0-1	5	1	0	1.000
2022	.261	60-60	180	25	47	10	2	5	35	76	.422	10	0	35	2	.297	2	1	4-6	51	1	1	.981
TOTAL	.285	64-64	193	27	51	10	2	7	38	86	.596	11	0	37	2	.327	2	1	4-7	56	2	1	.991



51 • MICHAELA EDENFIELD

Catcher • Redshirt Sophomore • Sneads, Fla. • Sneads

CAREER HIGHS					
Hits:	3	at Troy (3/23/22)	RBI:	5	at Troy (3/23/22)
Doubles:	1	4x, last at Virginia(4/3/22)	Runs:	3	at Troy (3/23/22)
Triples:	-		Walks:	3	at North Florida (3/30/22)
Home Runs:	2	2x, last at Virginia (4/1/22)	Stolen Bases:	-	



- 2022 NFCA Southeast All-Region Third Team**
- 2022 All-ACC Second Team**
- 2022 Schutt Sports/NFCA Division I National Freshman of the Year Top 10 Finalist**
- Co-ACC Player of the Week (April 5, 2022)**
- D1 Softball Freshman of the Week (February 22, 2022)**
- ACC Player of the Week (February 22, 2022)**
- 2021-2022 Golden Nole Award: Rookie of the Year**

REDSHIRT FRESHMAN SEASON (2022)
 Started in all 61 games of the 2022 season... finished the season with a .293 batting average (46-for-157) four doubles and a team leading 16 home runs... she finished second on the team with 53 RBI and scored 36 runs while leading the team with a .624 slugging percentage... her 16 home runs were three shy of the Florida State freshman record... hit seven home runs in the first 16 games of her career... hit her first career home run against Loyola Chicago (2/12)... went 2-for-2 with a home run and three RBI against No. 9 Texas (2/18)... hit a two run home run against No. 25 UCF (2/20)... hit a solo home run in FSU's extra innings win over No. 2 UCLA (2/20)... tied the game in the sixth inning at No. 4 Alabama (3/16) with a three run home run off the left field foul poll... recorded her first two run home run game at Troy (3/23) where she went 3-for-3

with five RBI... had her second two run home run game at Virginia (4/1), she went 2-for-2 with a pair of walks and three RBI... recorded her 16th home run of the season against No. 17 Clemson (4/23) in FSU's 6-0 win.

FRESHMAN SEASON (2021)
 Redshirted the season.

HIGH SCHOOL/CLUB
 Attended Sneads High School in Sneads, Florida...batted .440 with 99 hits, 101 runs, 32 doubles and 28 home runs throughout her high school career...participated in the 2019 USA Softball Junior Women's National Team selection trials...took Sneads high school to its first State Championship Game in 2019...also played volleyball in high school where she was a four-time 1A State Champion and selected as her volleyball team's MVP in 2017.

PERSONAL
 Majoring in Business with the dreams of becoming a media marketing manager for either a sports team or sportswear company...was named the 2019 Homecoming Queen at Sneads High School...daughter of Tami Powell...born March 7, 2002.

CAREER STATISTICS

Year	avg	gp-gs	ab	r	h	2b	3b	hr	rbi	tb	slg%	bb	hbp	so	gdp	ob%	sf	sh	sb-att	po	a	e	fld%
2022	.293	61-61	157	36	46	4	0	16	50	98	.624	39	2	45	1	.435	2	-	1-1	308	20	3	.991
TOTAL	.293	61-61	157	36	46	4	0	16	50	98	.624	39	2	45	1	.435	2	-	1-1	308	20	3	.991

**12 • AMAYA ROSS****Infield • Sophomore • Jacksonville, Fla. • Trinity Christian****CAREER HIGHS**

Hits:	2	2x, last vs. Florida A&M (3/1/22)	RBI:	5	vs. Hofstra (2/26/22)
Doubles:	1	vs. Clemson (4/23/22)	Runs:	2	vs. Florida A&M (3/1/22)
Triples:	1	vs. Hofstra (2/26/22)	Walks:	2	2x, last at FIU 3/26/22)
Home Runs:	1	3x, last vs. USF (5/21/22)	Stolen Bases:	1	12x, last vs. Pittsburgh (3/4/22)

**FRESHMAN SEASON (2022)**

Played in 50 games with 12 starts as a freshman... finished the season with a .190 batting average (8-for-42)... five of her eight hits were extra-base hits with three home runs, one double and one triple... she had 10 RBI, 18 runs scored and 12 stolen bases... her first career hit was a home run against Hofstra (2/25) in a game in which she went 2-for-2 with a triple, a home run and five RBI... had her second career home run at Florida A&M (3/1), she went 2-for-2 with a home run, two RBI and two runs scored... her third career home run came against South Florida (5/21) in the Tallahassee Regional as a pinch hitter... stole two

bases in a game twice... she did it in the first game of the season against Mercer (2/11) and again against Florida (5/4).

HIGH SCHOOL/CLUB

Ross is ranked 151st by Extra Inning Softball in the 2021 class rankings... throughout high school, Ross saw nothing but success, reaching the state Final Four every season since 2016, including a runner-up finish in 2018 and a State Championship in 2019 with Trinity Christian Academy... in 2019 She was named to the Times-Union All-Decade Team and was also named to the All-First Coast First Team... Ross was also named to the 2019 Miracle Sports 4A All-State First Team... in 2018 and 2017 she was also named to the Times-Union All-First Coast First Team... was a part of the 2017 Miracle Sports 4A All-State Second Team and was selected as a USA Elite Select Futures All-American... in 2016 and 2017 she was a USA Elite Select 30 All-American.

PERSONAL:

Daughter to Michele and Gerard Ross... played varsity softball and volleyball in high school... received All-A Honor Roll 2007-21... Received the American Citizenship Award 2017-2020... Received awards for highest average in Honors English (2019), Environmental Science (2019), Honors US History (2019), Honors Algebra II (2018), Honors Geometry (2017)... Ross served as Student Council Vice President 2019-2021 and Student Government Treasurer 2019-2021... member of National Honor Society 2017-2021... father played football at FSU and then in the NFL for the Seattle Seahawks... cousins, Keith Ross and Lamar Lewis played football at FSU... J.C. Flowers (cousin) played baseball at FSU and currently plays for the Pittsburgh pirates... Alexis Ross (cousin) plays softball at FIU and is a sophomore... Ross plans to pursue a career in business.. born August 7, 2003.

CAREER STATISTICS

Year	avg	gp-gs	ab	r	h	2b	3b	hr	rbi	tb	slg%	bb	hbp	so	gdp	ob%	sf	sh	sb-att	po	a	e	fld%
2022	.190	50-12	42	18	8	1	1	3	10	20	.476	10	1	14	0	.358	0	0	12-14	4	3	0	1.000
TOTAL	.190	50-12	42	18	8	1	1	3	10	20	.476	10	1	14	0	.358	0	0	12-14	4	3	0	1.000



27 • KRYSTINA HARTLEY
Infield • Sophomore • St. Petersburg, Fla. • Northeast

CAREER HIGHS					
Hits:	1	2x, last at FIU (3/26/22)	RBI:	1	at Troy (3/23/22)
Doubles:	1	at FIU (3/26/22)	Runs:	1	6x, last vs. Virginia Tech (4/9/22)
Triples:	-		Walks:	-	
Home Runs:	-		Stolen Bases:	1	at North Carolina (4/15/22)

FRESHMAN SEASON (2022)

Played in 23 games as a freshman... hit .200 (2-for-10) with a double and an RBI... came in as a pinch-runner nine times and scored six runs with one stolen base... went 1-for-1 against Troy (3/23) with an RBI... was 1-for-2 with a double at FIU (3/26).

HIGH SCHOOL/CLUB

Hartley is ranked 18th by Extra Inning Softball in the 2021 class rankings ...she is a two time Class 2A State Player of the Year in Florida...finished her freshman campaign with a .409 batting average and improved on that in her sophomore season of high school...batted .469 her sophomore year and was named team MVP for Northeast High School in St. Petersburg, Fla...during her junior season she batted .300 before the season was cut short due to COVID-19.

WHY I CHOSE FSU

"I chose FSU because of the amazing coaching staff and the feeling I got when I was on campus, it felt like I was at home. The softball team is like a family and I know they always have fun on and off the field and that's something I think is important when it comes to playing the game."

PERSONAL

Daughter to Brett and Rachel Hartley... made the Dean's List 2018-2021... parents and siblings are all from Oregon, except for her... born October 11, 2002.



CAREER STATISTICS

Year	avg	gp-gs	ab	r	h	2b	3b	hr	rbi	tb	slg%	bb	hbp	so	gdp	ob%	sf	sh	sb-att	po	a	e	fld%
2022	.200	23-0	10	6	2	1	0	0	1	3	.300	0	0	6	0	.200	0	0	1-2	0	2	0	1.000
TOTAL	.200	23-0	10	6	2	1	0	0	1	3	.300	0	0	6	0	.200	0	0	1-2	0	2	0	1.000



24 • MADI FREY
Catcher/Utility • Freshman • Lutz, Fla. • George Steinbrenner

HIGH SCHOOL/CLUB

Frey was ranked 73rd by Extra Inning Softball in the 2022 class rankings and the 29th ranked catcher in the class...she had a .458 batting average in her high school career with a .509 on-base percentage and a .758 slugging percentage...Frey has earned All-Western Conference honors all four years of high school... was named the Hillsborough County Most Outstanding Softball Player, Offensive MVP and named All-State her senior year... she was named a Colorado Sparkler All-Star (Freshman) and a PGF Nationals All-American (Junior)...as a freshman, she was also named an All-American and First Team All-Hillsborough County.

PERSONAL

Daughter of Michele and Eric Frey...was on the deans list all four years of high school...she also played flag football at Steinbrenner high school... is majoring in Exercise Physiology...born July 23, 2004



30 • AVERY WEISBROOK
Infielder • Freshman • Torrance, Calif. • South Torrance

HIGH SCHOOL/CLUB

Weisbrook is ranked 40th by Extra Innings Softball and 52nd by FloSoftball...She also earned a 4-Star ranking by OnDeck Softball and is on the 2022 PGF Futures All-American Watch List...Weisbrook was a four-year varsity starter in both softball and volleyball and a two-time captain of the softball team and a one-time captain of the volleyball team... she has been named First Team All-Conference her freshman and junior years and was named Second Team All-Area her freshman year and First Team All-Area her junior year... in 2021 she was named conference MVP and All-Area Player of the Year... She is a three-time high school league champion Weisbrook has a .397 batting average with eight home runs and 41 RBIs... she hit .414 with six home runs, 22 RBI, 10 doubles and 33 runs scored while fielding .958 at shortstop with over 150 chances.

PERSONAL

Daughter of Leslie and Scott Weisbrook... was a Spartan Laurel Award winner in high school and a member of the honor roll her senior year with a 4.0... she was a member of the Fellowship of Christian Athletes and was a volleyball coach in high school... is majoring in Sport Management with a minor in Business... born June 9, 2004



31 • MAKENNA REID
Pitcher • Freshman • Portland, Ore. • Tigard

HIGH SCHOOL/CLUB

As a senior, Reid was named the Max Preps Player of the Year for the state of Oregon as she led her high school to be ranked 23rd in the country on their way to their first ever 6A State Championship... Reid earned a 27-2 record after tossing 199.0 innings and recording 438 strikeouts, 21 shutouts, three perfect games and six no-hitters all while earning an ERA of 0.46... she currently holds two Oregon State record for 27 strikeouts in 10 innings and 21 strikeouts in a state championship game...Reid was named First Team All-League Pitcher during her freshman, junior and senior seasons and was named a 6A All-State Pitcher her junior and senior years...as a junior she went 15-2 with 218 strikeouts in 108 innings... Reid is a three-time USSSA All-American (2015-17).

PERSONAL

Daughter of Chris Reid... finished high school with a 3.65 GPA... born April 7, 2004...majoring in Sport Management.



21 • MADI BALK
Pitcher • Freshman • Lancaster, N.Y. • Lancaster

HIGH SCHOOL/CLUB

During her senior season, Balk pitched 145.3 innings while earning a school record 298 strikeouts while holding opponents to a 0.096 batting average for a 0.674 ERA... She also hit .380 her senior season... in her career (Junior and Senior Seasons) she pitched 241.3 innings and recorded 524 strikeouts finishing with a 0.696 ERA... As a senior, Balk was named the ECIC Division 1 Pitcher of the Year, was named a PGF All-American and was named the All-WNY Pitcher of the Year... she was also named to the All-WNY First Team... Balk was named the All-Bee Softball Pitcher of the Year, and to the All-Bee First Team along with being named All-Western New York Scholar-Athlete of the Year... as of November 2021 Balked was ranked the No. 16 pitcher in the country by Extra Innings Softball... In 2022 she was named to the Alliance Fast-pitch All-State Team and to the PGF All-American Watch List... was named the Most Outstanding Pitcher in 2019 and 2020 at the USSSA Tournament in Ocean City Maryland and Connecticut...

PERSONAL

Daughter of Jennifer and Michael Balk... was a member of the high honor roll (7-12 grade)... was top-10 in her senior class and named the Scholar-Athlete of the Year her senior year... majoring in Exercise Physiology.



HEAD COACH LONNI ALAMEDA



Entering her 15th season as the head coach of the Florida State softball program in 2023, the future NFCA Hall of Famer Lonni Alameda has guided the Seminoles back into one of the nation's best teams. After seven Women's College World Series appearances from 1987-2004, the Seminoles have returned to the final site of women's collegiate softball four times in the last seven complete seasons (2014, 2016, 2018 and 2021), including winning the program's first NCAA National Championship in 2018, a WCWS Finals appearance in 2021, a WCWS semifinals appearance in 2016, as well as eight consecutive trips to the NCAA Super Regionals (2013-19, 2021). Florida State had earned seven ACC regular season/division titles in a row and six straight ACC Tournament titles heading into the 2021 season and now owns 18 ACC Championships.

FSU has played in the NCAA postseason every year under Alameda and is one of only nine schools to participate in the NCAA Tournament in every season since 2000. Since Alameda has made Tallahassee her home, she has led the Seminoles to 11 ACC Championship game appearances in 13 full seasons, with titles in 2011, 2014, 2015, 2016, 2017, 2018, 2019 and 2021.

In 2022, the Seminole were back on top of the ACC, winning their eighth ACC Championship under Alameda and 18th in school history. Florida State made it into the NCAA Tournament for the 22nd straight year and hosted a regional for the eighth consecutive season. Their number two national seed was the highest seeding that Florida State softball has had in the NCAA Tournament in program history. The Seminoles finished the season with a 54-7 record and a .885 winning percentage. That winning percentage is tied for the highest in a season in school history with the 1982 team that won the AIAW National Championship. The Seminole defense was a big reason why the Noles finished with 54 wins. FSU finished the season with the second-highest fielding percentage in the country (.982) and with the fifth most shutouts in the nation (20). The Florida State defense was led by first-team All-ACC members, Kathryn Sandercock, Sydney Sherrill, Kaley Mudge and Mack Leonard. Sandercock finished the season with a 1.44 ERA and a 30-3 record. Her 30 wins were the second-most in the country. Sherrill was named the ACC's Defensive Player of the Year for the third time in her career as she finished the season with a .975 fielding percentage.

In 2021, the Noles finished second in the ACC regular season and did not win the ACC Tournament for the first time since 2014 but that did not affect their postseason run as the Noles won 10 games in the NCAA Tournament and were one game away from being crowned national champions for the second time in program history. FSU cruised through the Tallahassee Regional, going 3-0 while only allowing two runs. The Noles then headed to Baton Rouge, La. to take on LSU in the Super Regional and the Seminoles swept the Tigers winning 1-0 and 4-3 in nine innings in dramatic fashion to head to the WCWS for the fourth time under Alameda. After losing their first game of the WCWS, Florida State won four straight against Arizona, Oklahoma State and Alabama (twice) to head to the championship series for the second time in program history. After winning game one against Oklahoma the Seminoles would fall in games two and three.

Half of the 2020 Seminoles were newcomers with six freshmen, three transfers and two redshirt players, as the Seminoles replaced five starters from the 2019 season. The youth on the field was matched in the coaching staff as Troy Cameron joined the team, along with many new members of the support staff in several departments. Florida State finished with a 17-7 record in the shortened 2020 season due to the COVID-19 pandemic, with nearly half of its games (11-of 24) coming against ranked teams. The Noles went 5-6 versus ranked teams in 2020, including a pair of wins over No. 1 Alabama, road wins at No. 21 Arkansas and No. 22 UCF, along with a victory against No. 19 Baylor.

The 2019 FSU Softball team posted a record year offensively, finishing with a program-best 105 home runs, which ranked third in the country and surpassed the previous best of 76 from 2018. The Noles also set school records with 423 RBI and a .330 team batting average. Finishing with a record of 55-10, FSU topped the 50-win mark for the fifth time in the last six years. Sophomore infielder Sydney Sherrill (First Team) and redshirt senior pitcher Meghan King (Second Team) each earned NFCA All-America honors, while the duo - along with Dani Morgan, Elizabeth Mason, Carsyn Gordon, Cali Harrod, Cassidy Davis and Makinzy Herzog - were among the eight Seminoles to be named to the NFCA Southeast All-Region Teams, which led the country and marked the most All-Region honorees in school history.

The Seminoles extended their ACC series unbeaten streak to 52, posting a 48-0-4 series record against conference opponents, dating back to 2012, before losing the series on the road at Louisville on April 6-8, 2019. The Noles have earned a record of 147-18 in their last 165 ACC regular-season games. From May 7, 2016, to April 6, 2018, FSU tallied 36 consecutive wins in ACC play, which ranks as the sixth-longest conference winning streak in NCAA history.

The Seminoles topped the collegiate softball world in 2018, earning their first NCAA National Championship with an 8-3 win over No. 5 Washington on June 5. Florida State earned the nickname of "Cardiac Kids" throughout the postseason as FSU tied an NCAA record of six wins in elimination games during the NCAA Tournament and the Noles had to come from behind in all three wins at the 2018 ACC Tournament. Florida State became the third team in history to lose its first game of the WCWS and come back through the loser's bracket to win the National Championship, joining Texas A&M (1983) and UCLA (2003).

Florida State earned a 58-12 record in 2018, the most wins in a single season under Alameda and it marks the fourth time in the last five seasons that FSU has topped the 50-win plateau. The Noles also set school records with 115 doubles and 76 home runs. The 115 doubles led the nation in 2018 and ranked in a tie for the eighth-most in a single season in NCAA history. Freshman Sydney Sherrill tallied 29 of those doubles to tie the NCAA single-season record and set the FSU and ACC mark, on her way to earning ACC Freshman of the Year and NFCA Third Team All-American accolades. Jessie Warren and Kylee Hanson also earned NFCA Second Team All-American honors, as the duo were named ACC Player and Pitcher of the Year, respectively.

Alameda, along with assistant coaches Travis Wilson and Craig Snider, were honored as the 2018 NFCA National Coaching Staff of the Year by helping FSU become the first ACC school to ever win a softball national championship.

Alameda and the Noles made program history in 2017, as Florida State earned a No. 1 ranking in the NFCA poll for the first time, holding the spot for eight consecutive weeks. FSU also earned its first win over the NFCA No. 1 team in the country as an 11th-inning home run by Alex Powers gave the Noles a 3-1 victory over Florida on May 3.

HEAD COACH LONNI ALAMEDA

The Seminoles added their fifth straight ACC regular-season title, posting a 24-0 record in league play, culminating in their 15th ACC tournament championship. FSU is one of four Power 5 schools to post an undefeated conference season, along with Oklahoma in 2019 (18-0) and 2018 (18-0), Nebraska in 1998 (16-0) and Iowa in 1997 (22-0).

Alameda also earned her fifth ACC Coach of the Year honor in 2017, moving into a tie for second-most in league history with North Carolina's Donna J. Papa. She now trails only NFCA Hall of Famer and former FSU head coach JoAnne Graf who tallied six ACC Coach of the Year awards in her illustrious career.

Florida State matched its record from 2016 by placing six members on the 2017 All-ACC First Team, including Jessica Burroughs (Pitcher of the Year) and Jessie Warren (Player of the Year and Defensive Player of the Year). Burroughs and Warren were also named NFCA First Team All-Americans, while Morgan Klavemann (second team) and Alex Powers (third team), also earned a spot on the national teams. The Noles tied for the most All-Americans in the nation with Florida and Arizona and it marked the first time in the fastpitch era that Florida State softball had received four All-American accolades.

In 2016, Alameda led Florida State back to the WCWS, reaching the semifinals for the third time in school history and ending with a No. 4 national ranking, which tied for the highest final NFCA ranking ever for FSU. The Noles posted a 55-10 record, including 11 wins over ranked opponents. FSU defeated No. 2 Michigan (1-0) and No. 3 Auburn (4-3), marking the highest-ranked wins at FSU under Alameda, and both coming away from Tallahassee as the Auburn win came on the road and the Michigan victory at the WCWS.

The Noles finished 2016 with a 21-2 record in conference play and Alameda earned ACC Coach of the Year for the fourth straight season as Jessica Burroughs and Alex Powers earned ACC Pitcher and Player of the Year honors, respectively. FSU set an ACC record with six members on the All-ACC First Team as Burroughs and Powers were joined by Ellie Cooper, Meghan King, Morgan Klavemann and Jessie Warren. Burroughs, Powers and Warren were named NFCA All-Americans, marking the sixth time that FSU had three All-Americans in the same season.

During the summer of 2016 and 2017, Alameda coached the USSSA Pride of the National Pro Fastpitch league. The Pride posted the best record in the league in both seasons.

The Seminoles reached the NCAA Super Regionals for the third consecutive season in 2015, finishing with a record of 49-14 and a No. 10 ranking in the final poll by the NFCA. FSU earned a trio of conference awards as Jessie Warren was named ACC Freshman of the Year, Lacey Waldrop secured ACC Pitcher of the Year honors for the second-straight season and Alameda was chosen as the ACC Coach of the Year for the third consecutive year.

Several Seminoles etched their name into the NCAA record book as senior Maddie O'Brien led the nation with 73 walks, good for No. 11 all-time in NCAA history. Freshman Morgan Klavemann's 26-game hitting streak is the second-longest in FSU history and ranks No. 24 overall in NCAA history.

Florida State posted its best season in a decade with a 55-9 record in 2014 to finish ranked No. 7 in the country by both the NFCA and USA Softball. The Seminoles won 24 ACC games to set a new school and ACC mark for conference wins in a season and also set program records in runs scored (400), home runs (65), extra-base hits (168), RBI (363), walks (318) and slugging percentage (.493).

Several individuals earned regional and national awards as junior pitcher Lacey Waldrop was named USA Softball National Player of the Year. Waldrop joined Jessica van der Linden (2004) as Seminoles to win the national honor. Florida State was the first school in the country to have multiple players win the award. Waldrop joined junior shortstop Maddie O'Brien as an NFCA First Team All-American, marking the first time that FSU had placed two players on the first team in program history.

Waldrop and O'Brien also won 2014 ACC Pitcher and Player of the Year, respectively, while Alameda earned ACC Coach of the Year honors for the second year in a row. The Seminoles placed three players on the All-Region First Team, six players on the All-ACC Team, and five members on the ACC All-Tournament Team.

The signature win of the 2014 season came at the Tallahassee Super Regional when senior Courtney Senas hit a two-run, walk-off home run against No. 13 Michigan to send the Seminoles to the Women's College World Series for the first time since 2004.

It was an impressive season in 2013 for the Seminoles as they fought through several injuries to key players yet reached the NCAA Super Regionals for the first time since 2006 following a miraculous comeback against South Alabama in the Mobile Regional championship game. The five-run comeback with two outs in the top of the seventh against the 13th-seeded Jaguars personified the team's never-say-die attitude. FSU finished with a 44-19 record and Alameda was named the ACC Coach of the Year, along with a school-record four All-ACC First Team selections and five overall.

The Seminoles set a new school mark with an 18-2 record in ACC play en route to the program's 11th ACC regular-season title. As the pitching coach, Alameda was influential on one of the most dynamic duos in the nation in Lacey Waldrop and



THE ALAMEDA FILE

- Enters her 15th season as head coach at Florida State and 20th year as a head coach at the Division I level
- Holds a 815-345-3 career record
- 658-25-2 (.846) record at Florida State
- Holds a 246-57-1 record in ACC play
- Guided Seminoles to the ACC title in 2011, 2014, 2015, 2016, 2017, 2018, 2019 and 2021, the conference regular season title in 2013, 2014, 2015, 2016, 2017 and 2018 and has led them to 11 title game appearances
- Going to be inducted to the NFCA Hall of Fame in December.
- As the team's pitching coach, she has helped 18 hurlers be named to the All-ACC First or Second Team since 2009
- Eight different pitchers and 13 total Seminole players have been named NFCA All-Americans
- Earned Win No. 300 vs. Fairfield on March 17, 2012
- Earned Win No. 400 at North Carolina on March 30, 2014
- Earned Win No. 500 against Jacksonville on April 6, 2016
- Earned Win No. 600 at North Florida on March 10, 2018
- Earned Win No. 700 against Detroit Mercy on February 9, 2020
- Earned Win No. 800 against North Carolina on Apr. 17. Helped coach the Canadian Softball Team in the 2008 and 2020 Summer Olympics
- Mountain West Conference Coach of the Year in 2005 and 2007
- Atlantic Coast Conference Coach of the Year in 2013, 2014, 2015, 2016 and 2017



HEAD COACH LONNI ALAMEDA

HEAD COACH LONNI ALAMEDA



2005 NFCA West Region Coach of the Year
2005 MWC Coach of the Year
2007 MWC Coach of the Year
2013 ACC Coach of the Year
2014 ACC Coach of the Year
2015 ACC Coach of the Year
2016 ACC Coach of the Year
2017 ACC Coach of the Year
2018 NCAA National Champion
2018 NFCA National Coaching Staff of the Year
2018 Musial Award

Coaching History

Florida State (Head Coach)	2009-Present
UNLV (Head Coach)	2004-08
Stanford (Associate Head Coach)	1996-2004
Barry University (Assistant Coach)	1994-96

Coaching Ledger

Year	Record	Conf.	Finish	Postseason
UNLV				
2004	25-35	7-13	5th	N/A
2005	44-19	17-3	2nd	NCAA Reg
2006	26-37	8-12	4th	N/A
2007	37-27	12-8	2nd	N/A
2008	25-40-1	5-15	6th	N/A
Florida State				
2009	44-16	17-4	2nd	NCAA Reg
2010	44-18	12-9	3rd	NCAA Reg
2011	32-28	9-11	1st	NCAA Reg
2012	47-16	16-5	2nd	NCAA Reg
2013	44-19	18-2	1st(R)	NCAA Supers
2014	55-9	24-3	1st	WCWS
2015	49-14	20-3	1st	NCAA Supers
2016	55-10	21-2	1st	WCWS Semis
2017	55-8-1	24-0	1st	NCAA Supers
2018	58-12	21-3	1st	National Champs
2019	55-10	19-5	1st	NCAA Supers
2020	17-7	-	-	-
2021	49-13-1	26-5-1	2nd	WCWS Final
2022	54-7	19-5	1st	NCAA Regional
Overall: 815-345-3 FSU: 658-25-2 ACC: 246-57-1				

Alameda versus the ACC since 2009

Opponent	Record	Current Streak
Boston College	37-2 (.949)	Won 1
Clemson	4-0 (1.000)	Won 4
Duke	7-0 (1.000)	Won 7
Georgia Tech	26-10 (.722)	Won 21
Louisville	13-5-1 (.733)	Tied 1
North Carolina	26-9 (.743)	Won 1
NC State	35-5 (.875)	Won 4
Notre Dame	19-5 (.750)	Won 5
Pitt	20-3 (.870)	Lost 1
Syracuse	23-0 (1.000)	Won 23
Virginia	30-3 (.909)	Won 16
Virginia Tech	26-11 (.703)	Won 1

Monica Perry Waldrop earned NFCA Third-Team All-America honors, the first at Florida State since 2009, while Perry emerged as the most dominant pitcher in ACC play.

Aside from the five total All-ACC Team members in 2013, Alameda coached her first ACC Scholar-Athlete of the Year when Kelly Hensley was recognized for the honor. Hensley also was named to the Capital One Academic All-America Third Team. Alex Powers (2017) and Kylee Hanson (2018) also have been named ACC Scholar-Athletes of the Year.

In 2012, the Seminoles achieved a mark of 47-16, their most wins since going 62-12 in 2004. Alameda led FSU to a 15-13 record against NCAA postseason teams throughout the year, which included nationally-ranked victories over No. 14 UCLA, No. 23 North Carolina twice and Women's College World Series participant LSU.

As the team's pitching coach, Alameda's influence on FSU starters Lacey Waldrop and Monica Perry was enormous. Both pitchers finished in the Top 30 nationally in earned run average, making FSU one of just five programs to have multiple pitchers in the top 30. Each hurler earned ACC Pitcher of the Week honors twice and were named to the All-ACC squad. As a unit, the Seminoles finished 10th in the country with a 1.53 team ERA. In 2012, four more student-athletes made the All-ACC Team under Alameda's watch including Tiffani Brown, Briana Hamilton, Perry and Waldrop. Brown and Shayla Jackson also were named to the NFCA All-Southeast Region Second Team.

In just her third season as head coach at Florida State, Alameda helped the Seminole softball program snap a seven-year ACC title drought to highlight an entertaining 2011 season. Despite making the conference tournament in Atlanta as the No. 4 seed, it was Alameda's season-long coaching tactics combined with the energy of her motivated group that enabled the Seminoles to storm through the competition and defeat second-seeded North Carolina, 4-1, to clinch an automatic NCAA Regional bid.

Under Alameda's guidance, the 2011 Seminoles created a noteworthy program achievement - for the first time in school history, FSU softball reached 12 consecutive NCAA Regionals. Her group also won two games in the Athens Regional, defeating Georgia State and UAB, to get to the final day of a regional for the first time since 2006.

Adding to Alameda's on and off-field influence, Sarah Hamilton became just one of two conference players in 2011 to be named to the All-ACC Team for the third time in her career. Shayla Jackson and Jen Lapicki joined Hamilton on the 2011 all-conference squad. Hamilton ended her illustrious career as one of the best pitchers in school history, with Alameda playing a large role in her success. Among her noteworthy feats, Hamilton became the first hurler in FSU history to finish with at least 1,000 career strikeouts, ending her four-year stay with 1,005 Ks.

In her second season as FSU head coach in 2010, Alameda led the Seminoles to a 44-18 record and second-consecutive appearance in not just the ACC Championship game but its 11th-straight appearance in the NCAA Division I Softball Championship. At the time, FSU's ACC Championship game appearance marked the 14th time in school history it had the chance to play for a title - a total number that was more than any other school in the conference.

Under Alameda's tutelage, the 2010 Seminoles accomplished a lot of statistical feats. Not only did FSU get off to its best start since 1993 by starting the year 20-2, but the team capped off the year with high marks in a bevy of categories. The Seminoles' .297 batting average was the best since 2003 and their 226 strikeouts at the plate were the fewest since the 1998 campaign.

Individually, Alameda coached several FSU student-athletes who earned recognition for their hard work on the field and in the classroom. Carly Wynn was named an All-ACC First Team selection and Terese Gober, Sarah Hamilton and Ashley Stager were each placed on the All-ACC Second Team. Robin Ahrberg, Tiffani Brown and Hamilton each got the nod on the ACC's All-Tournament team. Wynn and Hamilton captured Louisville Slugger/NFCA Division I All-Southeast Region Second Team honors, while Wynn was named to the ESPN The Magazine Academic All-America Third Team.

Alameda came to Florida State prior to the 2009 season and went on to surpass 200 career coaching victories in her first year in Tallahassee (she picked up win No. 300 on March 17, 2012 against Fairfield and added win No. 400 at North Carolina on March 30, 2014). The Seminoles finished the 2009 campaign with a 44-16 record and achieved the best conference record in school history at the time with a 17-4 league mark.

For her team's exploits on the field in 2009, Alameda and the Seminoles had the opportunity to host a regional in the NCAA Tournament for the first time since the 2004 season. Alameda coached several Seminoles that

HEAD COACH LONNI ALAMEDA

garnered postseason awards as Hamilton was named a Third Team Louisville Slugger/NFCA Division I All-American as a sophomore. Hamilton was also named ACC Pitcher of the Year, an ACC First Team member and to the Louisville Slugger/NFCA All-Southeast Region Team. Then-senior catcher Kaleigh Rafter was also named to the All-Region team and was an All-ACC First Team member as well. Wynn and Gober (both second team) were also student-athletes coached by Alameda who were recognized as All-ACC players.

Alameda carries an impressive coaching résumé on the international level and from 2004 to 2008 she helped in the development of Canada's National Team. She aided Canada up until the 2004 Summer Olympics and resumed as an assistant following the Rebels' 2005 season. In the summer of 2006, Canada qualified for the 2008 Summer Olympics in Beijing, China, after its strong showing in the World Championships. Alameda spent the summer of 2008 with the Canadian team, which ended its quest for the gold with a fourth-place finish at the Beijing Olympic Games. Alameda went back to the Olympics in the summer of 2021 with Canada as their pitching coach in the 2020 Tokyo Olympic Games.

Alameda came to FSU from UNLV, where she spent five seasons reviving the Rebels' program. She replaced Dr. JoAnne Graf, who retired after 30 seasons with the Seminoles. Alameda went 25-35 in her first season at UNLV in 2004, which was a four-game improvement over 2003's final tally. She then posted a staggering 44-19 mark in 2005 and the program's first trip to NCAA Regionals since 1996. Alameda was named Mountain West Conference Coach of the Year in 2005 and the entire staff garnered NFCA West Regional Coaching Staff of the Year honors.

The 2005 season featured an assault on the program's record book, appearances in the national statistical rankings and the introduction of several conference and national award winners. The 44 wins were the third-most in the program's history, while the 17 Mountain West Conference wins were the most-ever since joining the league in 1999. After being predicted to finish last in the league, UNLV excelled, placing second in the league in both the regular season and Mountain West Conference tournament.

In 2006, the squad was set back by injuries and fell to 26-37, but saw a 180-degree turnaround in 2007 and finished with a 37-27 mark as Alameda earned MWC Coach of the Year honors for the second time.

Alameda and UNLV had high hopes for 2008 and had the Rebels ranked in the ESPN.com/USA Softball Collegiate Top 25 Poll for the first time in program history. After starting the season 9-1-1, UNLV moved up to No. 18 in the ESPN.com/USA Softball Collegiate Top 25 Poll, but injuries to four starters proved costly as the season progressed.

Under Alameda's direction, the Rebels enjoyed recognition at the conference and regional level. Five Rebels garnered Louisville Slugger/NFCA All-Regional honors while 13 players earned all-Mountain West Conference accolades, including two pitchers of the year and one freshman of the year awards. To Alameda, academics are just as important as on-the-field production. Since taking over the program, the Rebels had 58 Academic All-MWC honorees. Over that time span, the team had 10 or more honored in a season four times, including 11 softball student-athletes in 2008. The softball program had 21 MWC Scholar-Athletes selected, as well.

In her 14 seasons at Florida State, Alameda's academic priorities have been apparent. She has coached three ACC Scholar-Athletes of the Year, three academic All-Americans, eight NCAA postgraduate scholarship award winners, 16 academic all-district team members and 41 All-ACC Academic Team players. During her tenure at UNLV, Alameda also stressed the importance of community service and had players volunteer their time at the Nevada Childhood Cancer Foundation and Child Haven while participating in breast cancer walks and blood drives. Her emphasis has not changed since arriving at FSU, with the 2011 Seminole Squad earning honors such as the SemiGnome Award for community service and routinely producing standout student-athletes who are honored for their charitable ways. One of those players was Kelly Hensley who was awarded a 2013 Top Six For Service honor. In 2014, 2015 and 2017, the Seminole softball program earned the FSU Director's Cup for Service as they averaged over 50 hours of community service per student-athlete to lead all 20 FSU varsity sports.

Alameda moved to Las Vegas after eight seasons as the assistant coach at Stanford University, where she helped guide the Cardinal to a 320-179-1 record and six straight NCAA Regional appearances. She oversaw the pitching staff there and produced three All-Americans: Becky Blevins, Marcy Crouch and Dana Sorenson. Prior to her stint at Stanford, Alameda spent two seasons as an assistant coach at Barry University (Miami Shores, Fla.). She helped the Buccaneers to a fifth-place NCAA Division II finish in her first year. She also spent some time on the international stage, serving as an instructor for both the Aruba (1995) and Spanish (2000) national teams.

An all-around great athlete, Alameda began her collegiate career as a pitcher at St. Mary's University (San Antonio, Texas) where she led the Rattlers to the NAIA Tournament in her only season. She later transferred to Oklahoma in 1989 and played softball and volleyball for the Sooners. She was a two-time All-Big Eight selection as a first and third baseman while hitting .359 as a senior in 1992.

Alameda earned her bachelor's degree in communications from Oklahoma in 1993 and played softball professionally in Europe for a season before beginning her coaching career.





ASSISTANT COACH TRAVIS WILSON



2018 NCAA National Champion
2018 NFCA National Coaching Staff of the Year

Assistant Florida State softball coach Travis Wilson will begin his 12th season at Florida State in 2023 as he leads the Seminole offense and defense. FSU has earned seven ACC regular season/division titles, seven ACC tournament championships, eight trips to the NCAA Super Regionals, four appearances in the Women's College World Series and won the 2018 NCAA National Championship, while posting a 538-122-2 record (.814 winning percentage) in his 11 years at Florida State. Wilson, along with head coach Lonni Alameda and former assistant coach Craig Snider, earned 2018 NFCA National Coaching Staff of the Year honors.

The Noles have turned their offensive production around under Wilson, as they have had at least 335 runs scored, 460 hits, 50 home runs and 300 RBI in each of the last eight full seasons. When Wilson arrived at Florida State after the 2011 season, the Seminoles had finished the year with 286 runs scored, 40 home runs and 238 RBI. Overall, the top seven home run totals in program history have come during his eight full years at FSU and of the top eight seasons in each offensive category, the following amounts have come since Wilson arrived in 2012 - RBI (7), runs scored (5), doubles (5), walks (5), batting average (.5), stolen bases (3) and hits (2).

In the shortened 2020 season due to the COVID-19 pandemic, the Seminoles played well and posted a 17-7 record, despite having half of the team as newcomers (11-of-22 with six freshmen, three transfers and two redshirt freshmen), as well as playing a competitive schedule with nearly half of FSU's games coming against ranked teams (11-of-24). The Noles ranked 12th in the NCAA in scoring with 6.83 runs per game and were outstanding defensively, recording a .977 fielding percentage to rank 11th in the nation and were fifth in the NCAA with 14 double plays.

Another season of record-setting offense was on display for the Seminoles in 2019, as Florida State finished third in the country with 105 home runs, easily surpassing the previous mark of 76 HRs from 2018. The Noles had seven different players with at least 10 home runs (Sydney Sherrill, Cali Harrod, Carsyn Gordon, Dani Morgan, Elizabeth Mason, Cassidy Davis and Anna Shelnett) and six with 40 or more RBI, as FSU also set a school record with 423 RBI. FSU also set a record with a .330 batting average and a .601 slugging percentage as the Noles finished in the top 20 in the NCAA in six different categories.

Sophomore Sydney Sherrill led the team in six different categories and finished with a .405 batting average, 18 doubles, 16 home runs, 60 RBI, .762 slugging percentage and 75 hits as the infielder earned NFCA First Team All-America honors. Cali Harrod became the only player in the country since at least 2011 (as far back as the NCAA records would go) to record 15+ home runs and 40+ stolen bases in the same season, as the senior shortstop finished with 15 home runs and 43 stolen bases.

Florida State set single-season team records in doubles (115) and home runs (76) in 2018 on its way to its first NCAA National Championship. The Seminoles became the third school in WCWS history to lose its first game of the tournament and come back through the loser's bracket to win the title, joining Texas A&M (1983) and UCLA (2003). In all, the Noles won six elimination games in the NCAA Tournament, to tie an all-time record.

The 115 doubles led the country in 2018 and ranked in a tie for eighth-most in a single season in NCAA history, led by freshman Sydney Sherrill who tallied 29, which set FSU and ACC records and tied for the most in the NCAA. Senior Jessie Warren closed out her impressive career with her third NFCA All-American honor and second-straight ACC Player of the Year accolade. She led the team with a .404 batting average, 21 home runs, 70 RBI and a .836 slugging percentage and was the 2018 WCWS Most Outstanding Player. She finished with FSU and ACC records for home runs (83), RBI (273), runs scored (229) and slugging percentage (.820). The 273 RBI ranks eighth in NCAA history, while the 83 HR are tied for eighth all-time and her .820 slugging percentage is the 13th-best in college softball history.

The offensive production in 2018 came from all over the lineup as 13 different players hit at least one extra-base hit, 13 players scored at least 10+ runs, eight different players had 10+ stolen bases and all nine spots in the batting order had at least one extra-base hit at the 2018 Women's College World Series.

2017 saw the Seminole offense become one of the best in the nation, as Florida State finished in the top 10 in the NCAA in eight different categories, including slugging percentage (fourth - 0.544), on base percentage (fourth - 0.429), scoring (fifth - 6.63) and batting average (seventh - 0.329). FSU set school records with 94 doubles and 71 home runs, and along with its 24 triples became the first team since Notre Dame in 2010 to tally at least 90 doubles, 20 triples and 70 home runs in a season.

Seven different FSU players recorded over 35 RBI in 2017, led by junior Jessie Warren who topped the team with a .413 batting average, 14 doubles, 23 home runs, 68 RBI and a .922 slugging percentage as she earned NFCA First Team All-America honors, along with ACC Player and Defensive Player of the Year accolades.

FSU posted a perfect 24-0 record in ACC play in 2017 for its fifth consecutive regular season conference title, and is one of three Power 5 schools to have an undefeated conference slate - Nebraska (16-0 in 1998) and Iowa (22-0 in 1997).

FSU broke several school records and nearly toppled a few others in 2016 as the Noles established program records with 459 runs scored, 407 RBI and a .323 batting average. The team also finished second in FSU history with 155 stolen bases and 63 home runs, and fourth all-time with 87 doubles.

Redshirt junior Alex Powers and Jessie Warren carried the FSU offense to the 2016 WCWS semifinals, as each were named NFCA All-Americans. Powers, the 2016 ACC Player of the Year, led the team with a .396 batting average and 16 doubles, while adding 16 home runs and 62 runs scored. Warren led the team and finished in the top 10 nationally with 20 home runs, 78 RBI and 72 runs scored, ranking second in FSU history in a single season in all three categories.

The 2016 offense was aggressive and effective as five players had at least 11 stolen bases,



ASSISTANT COACH TRAVIS WILSON



seven players had at least nine doubles and 10 different student-athletes hit a home run en route to an ACC regular season and tournament championship. The Noles set an ACC record with six members on the All-ACC First Team as Powers and Warren were joined by Jessica Burroughs, Ellie Cooper, Meghan King and Morgan Klavemann.

A pair of freshmen led the Seminole offense in 2015 as Jessie Warren earned ACC Freshman of the Year honors and finished with 19 home runs, 57 RBI and 53 runs scored to lead the team. Morgan Klavemann led the team with a .393 batting average and 20 stolen bases as the outfielder also recorded a 26-game hitting streak from March 25 to May 17. The Noles earned the ACC Championship for the second year in a row and advanced to the NCAA Super Regional round for the third consecutive season in 2015.

The 2014 Seminoles reached the Women's College World Series for the first time since 2004, posted a 55-9 record and earned the ACC regular season title with a 24-3 mark. The 24 ACC wins set a new school and ACC record for conference wins in a season and gave the Seminoles the No. 1 seed on their way to winning their 12th ACC Tournament Championship.

Under Wilson's guidance, the Florida State lineup was dangerous from top to bottom and saw many players recognized for their success. Maddie O'Brien set new single-season school records for home runs (24), RBI (83), walks (56) and slugging percentage (.942) on her way to being named an NFCA First Team All-American and ACC Player of the Year. Courtney Senas was named to the NFCA All-Southeast Region First Team would have set school records in home runs (15) and RBI (57) if not for her teammate, as both totals were more than any Seminole had hit prior to the 2014 season.

As a team, the Seminoles set program records in runs scored (400), home runs (65), extra base hits (168), RBI (363), walks (318) and slugging percentage (.493). These marks eclipsed several records that were set during the impressive 2013 campaign that saw FSU reach its first NCAA Super Regional since 2006. Wilson helped Florida State achieve record-breaking numbers in just his second season as the Seminoles shattered the previous home run record of 49 in 2007 by producing 60 round-trippers in 2013. For the first time ever, four Seminoles finished with double-digit home runs including Courtney Senas (14), Kelly Hensley (13), Maddie O'Brien (10) and Celeste Gomez (10).

Florida State's 316 RBIs in 2013 set a school record, topping the previous mark of 313 in 2004. The 2013 squad also set a program record for slugging percentage at .476, were able to win 17 games by mercy rule and recorded 20 games with double-digit base hits. Wilson also oversees the team's fielding and with early-season injuries in 2013 throwing players into makeshift positions, Wilson worked arduously with each infielder and outfielder on their mechanics and created a well-accomplished group that got the job done.

Joining assistant coach Craig Snider as the team's offensive instructors, Wilson helped the Seminoles make strides at the plate in their debut 2012 year. Coaching a youthful unit that included just one everyday senior starter, Wilson also made a great impact on the team's defensive game as it became a sound group in the field.

In 2012, the Seminoles finished the year with a .966 fielding percentage to rank in the upper echelon on a national scale. FSU became an entertaining group to watch defensively as student-athletes such as third baseman Briana Hamilton, shortstop Maddie O'Brien, second baseman Tiffani Brown and centerfielder Courtney Senas made a bevy of highlight-reel plays throughout the season. A fundamentally-sound unit of infielders and outfielders collectively produced both the routine and difficult plays.

It was the solid play of FSU's defensive stalwarts that helped the Seminoles begin the 2012 season with a 16-0 record, the second-best start in school history. The 16-game win streak ties for the 12th longest winning stretch for the program.

Wilson is seen as an excellent instructional mind by FSU's student-athletes, which was evident from the first day of practice in the fall 2011. He is a reliable arm for batting practice who is always offering excellent teaching points to better enlighten each player. Wilson has proven to be an absolute student of the game who utilizes various statistics in his meticulous game-day preparation.

Wilson is a native of New Zealand who has already taken on an important role in recruiting. The baseball, softball and cricket veteran serves as the Seminoles' hitting and fielding coach, using his past success as a player to better serve his student-athletes.

"Travis is from both professional baseball and the New Zealand National Program," head coach Lonni Alameda said when Wilson first arrived in the summer 2011. "From the first time I met Travis I knew he would be a great fit for our program. It is not often you come across someone that has played the same game that the girls do and yet has 10 years of Major League Baseball experience. He is personable and he has won at the highest level of this game from the men's side. He has played every position you can on the field and has been among some of the world's best in men's fastpitch. I believe Travis will be able to relate to the players on a unique level as he stills plays the game. He is excited about this opportunity and can help our program get to the next level."

Alameda's words have become prophetic so far, with Wilson doing an excellent job of working with each student-athlete and enhancing their overall game. In his eight seasons of work, countless players have improved their offense and expanded their defensive abilities through the work of Wilson.

From 1996-2004, Wilson played seven seasons in the Atlanta Braves organization covering all stops from Rookie Ball to Triple-A. He enjoyed much success in his professional stint, being named an All-Star for the Appalachian League (1998), South Atlantic League (1999) and the Carolina League (2000). He was named Carolina League Player of the Year for the Myrtle Beach Pelicans, and led the Grapefruit League in hitting for the Braves during spring training in 2001.

Wilson ended his professional career in 2004 with the Cincinnati Reds' organization in Chattanooga, Tenn. As a softball player in New Zealand for the Black Sox, he made his debut as a 16-year old in 1994 and was named both the New Zealand Softballer of the Year and the Canterbury Softballer of the Year after posting a team-best .396 batting average in 1996. He would earn the Canterbury Player of the Year honor multiple times and become one of his country's biggest softball ambassadors. Wilson also was named the New Zealand Softballer of the Year in 2006, and was voted into the New Zealand Softball Hall of Fame in 2017.

Wilson's most recent baseball stint was as an instructor for the Idaho Falls, a Rookie League team of the Kansas City Royals. His tasks included scouting the Pioneer League, writing reports and utilizing video while communicating with the Royals organization on several prospects. His efforts have helped the Royals claim their status of having the best farm system in Major League Baseball, as asserted by several minor-league publications. On the field, he helped his players develop their infield/outfield skills, base running and hitting mechanics. Wilson also served as expert commentator for the ISF Men's World Softball Series, and was fielding coach and video analyst for the Black Caps of the New Zealand Cricket Association.

From 2015-2017, he served as the assistant coach for the USSSA Pride of the National Pro Fastpitch league, helping the Pride lead the league in the regular season standings and finish second in the postseason in all three seasons.

Wilson is married to his wife, Jill. The two have a son named Tyler and a daughter named Josie.



ASSISTANT COACH TROY CAMERON




Assistant Florida State softball coach Troy Cameron will begin his 3rd season at Florida State in 2023 as he helps lead the Seminole offense and defense. Cameron came to Tallahassee after seven years as the high school baseball coach at St. Thomas Aquinas in Fort Lauderdale, Fla. FSU has earned one ACC Tournament championship, two trips to the NCAA tournament and one appearance in the Women's College World Series, in which the Seminoles finished as national runners-up in 2021, while posting a 120-27-1 record (.814 winning percentage) his three years at Florida State.



In 2022, the Seminole were back on top of the ACC, winning their 18th ACC Championship in school history. Florida State made it into the NCAA Tournament for the 22nd straight year and hosted a regional for the eighth consecutive season. Their number two national seed was the highest seeding that Florida State softball has had in the NCAA Tournament in program history. The Seminoles finished the season with a 54-7 record and a .885 winning percentage. That winning percentage is tied for the highest in a season in school history with the 1982 team that won the AIAW National Championship. The Seminole defense was a big reason why the Noles finished with 54 wins. FSU finished the season with the second-highest fielding percentage in the country (.982) and with the fifth most shutouts in the nation (20). The Florida State defense was led by first-team All-ACC members, Kathryn Sandercock, Sydney Sherrill, Kaley Mudge and Mack Leonard. Sandercock finished the season with a 1.44 ERA and a 30-3 record. Her 30 wins were the second-most in the country. Sherrill was named the ACC's Defensive Player of the Year for the third time in her career as she finished the season with a .975 fielding percentage.

During Cameron's first full season with the Seminoles in 2021, he helped lead them to the Women's College World Series as they earned a spot in the championship series against Oklahoma. Under his coaching, the Florida State defense recorded 33 double plays in 2021 which led the ACC and was second in the nation. Florida State was in the top-10 in 11 different statistical categories, including No. 1 in double plays, fielding percentage, shutouts, stolen bases and walks. The Seminoles finished the season with a 49-13-1 record as they ended the season ranked second in the country.

Thrown into the fire immediately in his first season working in softball, Florida State posted a 17-7 record during the shortened 2020 season due to the COVID-19 pandemic, as half of the players on the roster were new like him (11-of-22 with six freshmen, three transfers and two redshirt freshmen) and the Seminoles played nearly half of their games against ranked teams (11-of-24). The Noles earned five ranked wins on the season, including a pair of wins over No. 1 Alabama, road wins at No. 21 Arkansas and No. 22 UCF, along with a win against No. 19 Baylor. FSU finished in the top 35 of the NCAA in 10 different categories, including ranking fifth in double plays (14), 11th in fielding percentage (.977) and 12th in scoring (6.83 runs per game).



A first-round draft pick by the Atlanta Braves in 1997 (29th overall), Cameron played nine years of professional baseball with five different organizations - Atlanta, Cleveland, Colorado, Chicago White Sox and San Diego. Cameron signed a national letter of intent to play college baseball at Florida State under Mike Martin, but pursued professional baseball out of high school after he was drafted in the first round.

Cameron reunited with FSU assistant coach Travis Wilson, as the pair made their professional baseball debuts in Rookie League together with the Danville Braves in 1997. Cameron and Wilson were roommates, as well as teammates, for five different seasons within the Braves organization through Rookie, A and A+ ball from 1997-2001.

Through his nine seasons of professional baseball as an infielder, advancing to AAA with the Portland Beavers, Cameron posted a career batting average of .238 with 782 hits, 178 doubles, 26 triples, 122 home runs, 477 RBI and 496 runs scored.

Along with being the coach of St. Thomas Aquinas, he has worked with USA Baseball in numerous capacities since 2013, including as an assistant on the 15U National Team in 2017, which won the gold medal at the Pan Am Championships and was the manager of the 2019 15U National Team, that won the Gold Medal at the 2019 Pan Am Championships in Mexico.

At the helm of the STA Raiders, Cameron was named the District Coach of the Year in all seven seasons (2013-19), led the Raiders to District Championships and the Regional semifinals each year, including two regional championships (2013 & 2018) and the 2018 FHSAA 8A State Championship. He has coached seven players that have been drafted and are currently playing professional baseball, as well as 49 players that have gone to play college baseball, with 22 at the Division I level.

A graduate of Florida Atlantic in 2012, Cameron has worked in insurance along with coaching baseball at St. Thomas Aquinas. Cameron is married to his wife Lauren, and they have a daughter Jaden and a son Crew.

SOFTBALL SUPPORT STAFF



Kristin Tubeck

Director of Softball Operations



David Lamb

Coaches Video



Jackie Atwater

Nutritionist



Bailey Victoria

Strength and Conditioning



Ellie Cooper

Player Performance Director



Tim Hofmann

Media Relations



Frankie Grizzle-Malgrat

Equipment



Eunice Hernandez

Athletic Trainer



Kaleigh Rafter

Volunteer Coach



Brittany Meade

Facilities and Events




Reagan Neely

Marketing



Isabelle Austin

Academic Advisor



Chris Denson

Grounds Crew



Cristian Gonzalez Mendez

Coaches Club



Adam Benvenisty

Compliance



Bryce Te Kulve

Graduate Assistant



Bailey Wagoner

Student Manager



Cassidy Mehr

Student Manager




Charlie Doane

Student Manager




Donella Romano

Student Manager




Mattie Cochran

Student Manager




Chrissy Fontaine

Student Manager




Hunter Lewellen

Student Manager



Madison Sophia

Student Manager



Parker Venuto

Student Manager



2022 FINAL STATISTICS

Record: 54-7 Home: 26-6 Away: 19-1 Neutral: 9-0 ACC: 19-5

Player	avg	gp-gs	ab	r	h	2b	3b	hr	rbi	tb	slg%	bb	hp	so	gdp	ob%	sf	sh	sb-att	po	a	e	fld%	
13 Mack Leonard	.375	60-60	176	31	66	15	1	8	49	107	.608	31	1	21	0	.467	2	0	1-2	335	10	4	.989	
6 Kaley Mudge	.358	54-51	176	44	63	9	3	4	26	90	.511	20	0	17	0	.415	4	0	13-18	86	2	0	1.000	
9 Devyn Flaherty	.355	61-61	186	45	66	12	2	6	31	100	.538	15	3	16	1	.406	3	0	26-29	75	123	4	.980	
24 Sydney Sherrill	.321	61-61	162	49	52	16	0	9	41	95	.586	51	2	18	0	.484	2	0	11-11	55	141	5	.975	
8 Kalei Harding	.304	61-60	184	46	56	11	0	15	53	112	.609	21	1	27	1	.371	4	0	11-12	110	4	4	.966	
51 Michaela Edenfield	.293	61-61	157	36	46	4	0	16	50	98	.624	39	2	45	1	.435	2	0	1-1	308	20	3	.991	
4 Jahni Kerr	.261	60-60	180	25	47	10	2	5	35	76	.422	10	0	35	2	.297	2	1	4-6	51	1	1	.981	

3 Bethaney Keen	.278	13-10	18	3	5	1	0	0	6	6	.333	6	2	1	0	.500	0	0	0-0	66	0	1	.985	
10 Josie Muffley	.267	47-38	75	16	20	2	1	0	8	24	.320	11	0	7	1	.356	1	7	6-7	44	50	3	.969	
5 Brooke Blankenship	.214	42-23	56	14	12	0	1	1	7	17	.304	11	2	5	0	.362	0	0	4-4	25	40	2	.970	
20 Kaia LoPreste	.211	19-5	19	0	4	1	0	0	1	5	.263	3	0	1	0	.318	0	0	0-0	40	3	0	1.000	
27 Krystina Hartley	.200	23-0	10	6	2	1	0	0	1	3	.300	0	0	6	0	.200	0	0	1-2	0	2	0	1.000	
12 Amaya Ross	.190	50-12	42	18	8	1	1	3	10	20	.476	10	1	14	0	.358	0	0	12-14	4	3	0	1.000	
1 Hallie Wacaser	.167	46-30	90	6	15	3	0	1	8	21	.233	10	2	12	1	.257	3	0	5-6	11	0	0	1.000	
28 Chloe Culp	.164	41-14	61	4	10	1	0	2	9	17	.279	2	2	18	0	.212	1	0	0-0	0	0	0	.000	
14 Autumn Belviy	.000	47-1	14	11	0	0	0	0	2	0	.000	0	1	8	0	.063	1	0	3-4	9	0	1	.900	
88 Katie Bright	.000	19-2	4	0	0	0	0	0	0	0	.000	0	0	0	0	.000	0	0	0-0	32	2	1	.971	
26 D'Aun Riggs	.000	29-0	3	9	0	0	0	0	0	0	.000	0	0	2	0	.000	0	0	5-6	0	0	0	.000	
2 Maegan Tomlinson	.000	1-1	0	0	0	0	0	0	0	0	.000	0	0	0	0	.000	0	0	0-0	0	0	0	.000	
22 Brianna Enter	.000	3-1	0	0	0	0	0	0	0	0	.000	0	0	0	0	.000	0	0	0-0	0	2	1	.667	
17 Emma Wilson	.000	2-1	0	0	0	0	0	0	0	0	.000	0	0	0	0	.000	0	0	0-0	1	5	0	1.000	
31 Danielle Watson	.000	4-3	0	0	0	0	0	0	0	0	.000	0	0	0	0	.000	0	0	0-0	2	20	0	1.000	
Totals	.293	61	1613	363	472	87	11	70	337	791	.490	240	19	253	7	.385	25	8	103-122	1260	477	31	.982	
Opponents	.199	61	1525	148	304	45	7	39	140	480	.315	114	26	374	15	.265	8	12	26-33	1176	394	67	.959	

LOB - Team (367), Opp (278). DPs turned - Team (25), Opp (17). IBB - Team (3), Edenfield, M 2, Harding, K. 1, Opp (4). Picked off - Flaherty, D. 1.

(All games Sorted by Earned run avg)

Player	era	w-l	app	gs	cg	sho	sv	ip	h	r	er	bb	so	2b	3b	hr	b/avg	wp	hp	bk	sfa	sha
32 Kathryn Sandercock	1.44	30-3	44	25	8	6/8	3	194.1	131	44	40	30	159	23	0	12	.189	4	11	0	2	5
31 Danielle Watson	2.34	17-4	32	22	3	2/7	1	134.2	95	56	45	53	147	16	2	14	.194	5	10	0	3	3

22 Brianna Enter	1.44	2-0	13	3	0	0/4	0	24.1	18	6	5	5	24	2	1	1	.205	1	1	0	1	1
13 Mack Leonard	3.36	3-0	20	2	0	0/6	2	33.1	28	21	16	14	24	3	1	2	.220	2	2	0	1	1
17 Emma Wilson	3.78	2-0	20	9	0	0/7	1	33.1	32	21	18	12	20	1	3	10	.252	5	2	0	1	2
Totals	2.07	54-7	61	61	11	20/12	7	420.0	304	148	124	114	374	45	7	39	.199	17	26	0	8	12
Opponents	5.36	7-54	61	61	18	2/0	0	392.0	472	363	300	240	253	87	11	70	.293	40	19	0	25	8

PB - Team (5), Edenfield, M 4, Bright, K. 1, Opp (18). Pickoffs - Team (2), Edenfield, M 2, Opp (1). SBA/ATT - Edenfield, M (23-28), Sandercock K (15-19), Watson, D. (10-12), LoPreste, K. (3-5), Leonard, M. (0-1), Enter, B. (1-1).

2022 TEAM GAME HIGHS

2022 Florida State Softball Season Game Highs for Florida State (as of Feb 02, 2023) (All games)

TEAM GAME HIGHS

Batting

At bats:	47	-	at Georgia Tech (Mar 11, 2022)
Runs scored:	12	-	vs Mercer (Feb 11, 2022)
	12	-	at Troy (Mar 23, 2022)
	12	-	vs North Florida (Mar 30, 2022 at Jacksonville, Fla.)
Hits:	16	-	vs North Florida (Mar 30, 2022 at Jacksonville, Fla.)
RBIs:	12	-	at Troy (Mar 23, 2022)
	12	-	vs North Florida (Mar 30, 2022 at Jacksonville, Fla.)
Doubles:	5	-	vs North Florida (Mar 30, 2022 at Jacksonville, Fla.)
	5	-	at Virginia (Apr 03, 2022)
Triples:	2	-	vs Mercer (Feb 11, 2022)
Home runs:	7	-	at NC State (May 07, 2022)
Total bases:	35	-	at NC State (May 07, 2022)
Walks:	10	-	vs FAMU (Feb 23, 2022)
Strikeouts:	14	-	vs Virginia Tech (Apr 08, 2022)
Sac hits:	1	-	(8 times)
Sac flies:	3	-	vs Howard (May 20, 2022)
Stolen bases:	7	-	vs Howard (May 20, 2022)
Hit by pitch:	2	-	vs Hofstra (Feb 25, 2022)
	2	-	vs Stetson (Apr 19, 2022)
Caught stealing:	2	-	vs Loyola Chicago (Feb 12, 2022)
	2	-	vs Virginia Tech (Apr 08, 2022)
	2	-	at North Carolina (Apr 17, 2022)
Runners LOB:	11	-	vs FAMU (Feb 23, 2022)
	11	-	at Georgia Tech (Mar 11, 2022)
Hit into DP:	3	-	at Virginia (Apr 02, 2022)

Fielding

Putouts:	36	-	at Georgia Tech (Mar 11, 2022)
Assists:	14	-	vs Boston College (Mar 19, 2022)
	14	-	vs Florida (May 04, 2022)
Errors:	5	-	vs Virginia Tech (Apr 09, 2022)
Passed balls:	2	-	vs Boston College (Mar 20, 2022)
DPs turned:	2	-	vs Oakland (Mar 02, 2022)
	2	-	vs Boston College (Mar 19, 2022)

Pitching

Innings pitched:	12.0	-	at Georgia Tech (Mar 11, 2022)
Runs allowed:	23	-	vs Virginia Tech (Apr 09, 2022)
Earned runs:	17	-	vs Virginia Tech (Apr 09, 2022)
Walks allowed:	7	-	at NC State (May 06, 2022)
Strikeouts:	12	-	at Georgia Tech (Mar 13, 2022)
Hits allowed:	21	-	vs Virginia Tech (Apr 09, 2022)
Doubles allowed:	4	-	vs Pittsburgh (Mar 06, 2022)
	4	-	vs Virginia Tech (Apr 09, 2022)
Triples allowed:	2	-	vs Virginia Tech (Apr 09, 2022)
Homers allowed:	3	-	(7 times)
Wild pitches:	4	-	vs Virginia Tech (Apr 09, 2022)
Hit batters:	3	-	vs Indiana (Feb 26, 2022)



2022 GAME-BY-GAME RESULTS

2022 Florida State Softball Game Results for Florida State (as of Feb 02, 2023) (All games)

Date	Opponent	Score	Inns	Overall	ACC	Pitcher of record	Attend	Time
Feb 11, 2022	MERCER	w 12-0	5	1-0-0	0-0-0	Watson, D. (W 1-0)	0	1:30
Feb 11, 2022	KENNESSAW STATE	w 4-0	7	2-0-0	0-0-0	Sandercock K (W 1-0)	1048	2:03
Feb 12, 2022	LOYOLA CHICAGO	w 8-2	7	3-0-0	0-0-0	Wilson, E. (W 1-0)	0	1:52
Feb 12, 2022	KENNESSAW STATE	w 11-0	5	4-0-0	0-0-0	Watson, D. (W 2-0)	1146	1:31
Feb 16, 2022	SOUTH ALABAMA	w 4-3	7	5-0-0	0-0-0	Sandercock K (W 2-0)	732	2:04
Feb 17, 2022	vs #15 Tennessee	w 9-3	7	6-0-0	0-0-0	Watson, D. (W 3-0)	3071	2:11
\$ Feb 18, 2022	vs #5 Texas	w 9-2	7	7-0-0	0-0-0	Sandercock K (W 3-0)	0	2:23
Feb 19, 2022	vs #16 Michigan	w 2-1	7	8-0-0	0-0-0	Watson, D. (W 4-0)	0	1:49
Feb 20, 2022	vs #24 UCF	w 8-0	5	9-0-0	0-0-0	Sandercock K (W 4-0)	0	1:39
Feb 20, 2022	vs #3 UCLA	w 4-3	(8)	10-0-0	0-0-0	Sandercock K (W 5-0)	4724	2:42
Feb 23, 2022	FAMU	w 8-3	7	11-0-0	0-0-0	Sandercock K (W 6-0)	1160	2:23
Feb 25, 2022	HOFSTRA	w 3-0	7	12-0-0	0-0-0	Watson, D. (W 5-0)	0	1:58
Feb 25, 2022	INDIANA	w 9-0	5	13-0-0	0-0-0	Sandercock K (W 7-0)	976	1:16
Feb 26, 2022	HOFSTRA	w 10-0	5	14-0-0	0-0-0	Sandercock K (W 8-0)	1262	1:35
Feb 26, 2022	INDIANA	w 3-1	7	15-0-0	0-0-0	Watson, D. (W 6-0)	0	1:50
Mar 01, 2022	at FAMU	w 8-1	7	16-0-0	0-0-0	Enter, B. (W 1-0)	786	1:50
Mar 02, 2022	OAKLAND	w 6-5	7	17-0-0	0-0-0	Sandercock K (W 9-0)	784	1:50
* Mar 04, 2022	PITTSBURGH	w 3-0	7	18-0-0	1-0-0	Sandercock K (W 9-0)	1045	1:49
* Mar 05, 2022	PITTSBURGH	w 10-0	5	19-0-0	2-0-0	Watson, D. (W 7-0)	1305	1:43
* Mar 06, 2022	PITTSBURGH	L 5-7	7	19-1-0	2-1-0	Watson, D. (L 7-1)	1130	2:19
Mar 08, 2022	FURMAN	w 2-0	7	20-1-0	2-1-0	Watson, D. (W 8-1)	800	2:05
* Mar 11, 2022	at Georgia Tech-1	w 4-1	7	21-1-0	3-1-0	Watson, D. (W 9-1)	311	1:57
* Mar 11, 2022	at Georgia Tech-2	w 6-2	(12)	22-1-0	4-1-0	Leonard, M. (W 1-0)	395	4:12
* Mar 13, 2022	at Georgia Tech	w 3-2	7	23-1-0	5-1-0	Sandercock K (W 11-0)	765	2:37
Mar 15, 2022	at Lipscomb	w 5-3	7	24-1-0	5-1-0	Leonard, M. (W 2-0)	327	4:35
Mar 16, 2022	at #3 Alabama	w 6-5	7	25-1-0	5-1-0	Sandercock K (W 12-0)	3940	2:31
* Mar 19, 2022	BOSTON COLLEGE	w 4-0	7	26-1-0	6-1-0	Sandercock K (W 13-0)	1007	2:23
* Mar 20, 2022	BOSTON COLLEGE-1	L 0-2	(8)	26-2-0	6-2-0	Watson, D. (L 9-2)	-	2:25
* Mar 20, 2022	BOSTON COLLEGE-2	w 4-0	7	27-2-0	7-2-0	Sandercock K (W 14-0)	1248	1:55
Mar 23, 2022	at Troy	w 12-0	5	28-2-0	7-2-0	Sandercock K (W 15-0)	2121	1:50
Mar 26, 2022	at FIU-1	w 7-0	7	29-2-0	7-2-0	Wilson, E. (W 2-0)	1197	2:10
Mar 26, 2022	at FIU-2	w 6-1	7	30-2-0	7-2-0	Enter, B. (W 2-0)	1197	2:01
Mar 30, 2022	vs North Florida	w 12-3	7	31-2-0	7-2-0	Sandercock K (W 16-0)	0	2:15
Mar 30, 2022	at Jacksonville	w 6-3	7	32-2-0	7-2-0	Watson, D. (W 10-2)	0	2:20
* Apr 01, 2022	at Virginia	w 9-0	6	33-2-0	8-2-0	Sandercock K (W 17-0)	1006	1:51
* Apr 02, 2022	at Virginia	w 9-0	7	34-2-0	9-2-0	Watson, D. (W 11-2)	1437	2:46
* Apr 03, 2022	at Virginia	w 7-2	7	35-2-0	10-2-0	Sandercock K (W 17-0)	1140	2:04
Apr 06, 2022	at #7 Florida	w 4-2	(10)	36-2-0	10-2-0	Sandercock K (W 19-0)	2075	3:12
* Apr 08, 2022	#5 VIRGINIA TECH	L 3-6	(9)	36-3-0	10-3-0	Sandercock K (L 19-1)	1403	2:56
* Apr 09, 2022	#5 VIRGINIA TECH	L 9-23	7	36-4-0	10-4-0	Watson, D. (L 11-3)	1731	3:12
* Apr 10, 2022	#5 VIRGINIA TECH	w 8-6	7	37-4-0	11-4-0	Sandercock K (W 20-1)	1262	2:20
* Apr 15, 2022	at North Carolina	w 2-0	7	38-4-0	12-4-0	Sandercock K (W 21-1)	981	1:49
* Apr 16, 2022	at North Carolina	L 1-5	7	38-5-0	12-5-0	Watson, D. (L 11-4)	1074	2:12
* Apr 17, 2022	at North Carolina	w 9-2	7	39-5-0	13-5-0	Sandercock K (W 21-1)	589	2:15
Apr 19, 2022	STETSON	w 4-1	7	40-5-0	13-5-0	Watson, D. (W 12-4)	806	1:45
* Apr 21, 2022	#17 CLEMSON	w 5-4	7	41-5-0	14-5-0	Watson, D. (W 13-4)	973	2:14
* Apr 22, 2022	#17 CLEMSON	w 7-6	7	42-5-0	15-5-0	Watson, D. (W 14-4)	1285	2:19
* Apr 23, 2022	#17 CLEMSON	w 6-0	7	43-5-0	16-5-0	Sandercock K (W 23-1)	1573	2:05
Apr 28, 2022	#7 OKLAHOMA STATE	w 2-1	(9)	44-5-0	16-5-0	Leonard, M. (W 3-0)	1160	2:45
Apr 29, 2022	#7 OKLAHOMA STATE	w 2-1	7	45-5-0	16-5-0	Sandercock K (W 24-1)	1395	1:35
May 04, 2022	#11 FLORIDA	w 2-1	7	46-5-0	16-5-0	Sandercock K (W 25-1)	1764	1:56
* May 06, 2022	at NC State	w 3-1	(8)	47-5-0	17-5-0	Watson, D. (W 15-4)	709	2:50
* May 07, 2022	at NC State	w 10-6	7	48-5-0	18-5-0	Watson, D. (W 16-4)	711	2:55
* May 08, 2022	at NC State	w 8-4	7	49-5-0	19-5-0	Sandercock K (W 26-1)	701	2:44
May 12, 2022	vs Virginia	w 5-3	7	50-5-0	19-5-0	Sandercock K (W 27-1)	667	2:02
May 13, 2022	vs Duke	w 8-6	7	51-5-0	19-5-0	Sandercock K (W 28-1)	667	2:45
May 14, 2022	vs Clemson	w 8-6	7	52-5-0	19-5-0	Sandercock K (W 29-1)	667	2:23
May 20, 2022	HOWARD	w 8-0	5	53-5-0	19-5-0	Watson, D. (W 17-4)	1646	1:46
May 21, 2022	SOUTH FLORIDA	w 8-0	5	54-5-0	19-5-0	Sandercock K (W 30-1)	0	1:49
May 22, 2022	MISSISSIPPI STATE	L 0-5	7	54-6-0	19-5-0	Sandercock K (L 30-2)	0	2:08
May 22, 2022	MISSISSIPPI STATE	L 3-4	7	54-7-0	19-5-0	Sandercock K (L 30-3)	1496	2:44

() extra inning game

LAST TIME IT HAPPENED

TEAM	
Defeated a No. 1 team	vs. No. 1 Oklahoma (8-4) - WCWS, June 8, 2021
Defeated a top-five team	vs. No. 5 Virginia Tech (8-6), April 10, 2022
Defeated a top-10 team	vs. No. 7 Oklahoma State (2-1), April 29, 2022
Defeated a top-25 team	vs. No. 15 Clemson (8-6), May 14, 2022
Won when trailing after six innings	at No. 15 LSU (4-3), May 28, 2021
Lost when leading after six innings.....	vs. No. 21 Duke (Led 3-2 after 6), May 14, 2021
Scored 10-14 runs	at NC State (10-6), May 7, 2022
Scored 15-19 runs	vs. Detroit Mercy (16-0), March 8, 2020
Scored 20 or more runs	vs. Detroit Mercy (22-0), February 8, 2020
Allowed 5-9 runs.....	vs. Mississippi State (0-5), May 22, 2022
Allowed 10-14 runs.....	at Louisville (9-10), April 8, 2019
Allowed 15 or more runs	vs. No. 5 Virginia Tech (9-23), April 9, 2022
Recorded 10-14 hits	vs. No. 12 Duke (10), May 13, 2022
Recorded 15 or more hits	vs. Detroit Mercy (15), February 8, 2020
Hit five doubles	at Virginia, April 3, 2022
Hit six doubles	vs. Samford, February 24, 2019
Hit seven or more doubles	at Georgia Tech (7), April 1, 2018
Hit two triples	vs. Mercer, February 11, 2022
Hit three or more triples.....	vs. No. 19 Louisiana (3), April 4, 2018
Hit three home runs	at Troy (12-0), March 23, 2022
Hit four home runs.....	at North Carolina (4), February 17, 2022
Hit five or more home runs	at NC State (7), May 7-8, 2022
Hit back-to-back home runs	at NC State (Sydney Sherrill and Kalei Harding), May 7, 2022
Hit three consecutive home runs	vs. USF - NCAA Regionals (Cali Harrod, Carsyn Gordon and Sydney Sherrill), May 18, 2019
Hit four consecutive home runs.....	vs. USF - NCAA Regionals (Zoe Casas, Cali Harrod, Carsyn Gordon and Sydney Sherrill), May 18, 2019
Hit three home runs in an inning	at Syracuse (Anna Shelnett, Cassidy Davis and Devyn Flaherty), April 17, 2021
Hit four home runs in an inning.....	vs. USF - NCAA Regionals (Zoe Casas, Cali Harrod, Carsyn Gordon and Sydney Sherrill - fifth inning), May 18, 2019
Stole six bases.....	vs. South Alabama, February 16, 2022
Stole seven bases.....	vs. Toledo, March 2, 2019
Stole eight or more bases.....	8 vs. No. 20 Duke, April 11, 2021
Drew 10 or more walks.....	vs. Florida A&M (10), February 23, 2022
Did not draw a walk.....	vs. NC State, May 1, 2021
Did not strikeout.....	at Boston College, March 26, 2021
Shutout a team.....	vs. No. 17 Clemson (6-0), April 23, 2022
Was shutout.....	vs. Mississippi State (0-5), May 22, 2022
Pitched a no-hitter.....	vs. No. 24 UCF (Kathryn Sandercock, Emma Wilson), February 20, 2022
Pitched a perfect game	vs. Northern Iowa (Meghan King & Cassidy Davis), 9-0 in five innings, February 23, 2018
Was no-hit.....	vs. No. 6 Oregon (Megan Kleist), FSU won 2-1, March 4, 2018

INDIVIDUAL

Recorded five or more at bats.....	Kaley Mudge and Sydney Sherrill (5), at NC State (10-6), May 7-8, 2022
Scored four or more runs in a game	Sydney Sherrill (4), vs. Detroit Mercy, February 8, 2020
Had four or more hits in a game	Kaley Mudge (5), vs. No. 1 Oklahoma June 8, 2021
Had at least a 10-game hitting streak	Devyn Flaherty (14), February 11-26, 2022
Had at least a 15-game hitting streak	Makinzy Herzog (15), March 2-20, 2019
Hit two doubles in a game	Sydney Sherrill (2) vs. UNF, March 30, 2022
Hit three or more doubles in a game.....	Carsyn Gordon (3), at Georgia Tech, April 1, 2018
Hit two or more triples in a game.....	Dani Morgan (2), at Syracuse, April 8, 2017
Hit two or more home runs in a game.....	Sydney Sherrill (3) at NC State (10-6), May 7-8, 2022
Hit two or more home runs in an inning.....	Anna Shelnett (three-run, grand slam - third inning), vs. Virginia - ACC, May 11, 2017
Hit a grand slam	Kalei Harding vs. No. 5 Virginia Tech (9-23), April 9, 2022
Hit for the cycle	Ashley Stager, vs. Virginia, May 1, 2010
Hit a walk-off home run.....	Jahn Kerr vs. No. 11 Florida (2-1), May 4, 2022
Hit an inside-the-park home run.....	Carsyn Gordon (solo), vs. Auburn (2-1 in 8 inn) - NCAA Regionals, May 19, 2018
Stole home	Morgan Noah, vs. Toledo, March 2, 2019
Stole three bases in a game	Josie Muffley at Georgia Tech, February 19, 2021
Stole four bases or more in a game	Cali Harrod (4), at North Florida, March 10, 2018
Drew three walks in a game	Sydney Sherrill at Virginia April 2, 2022
Drew four or more walks in a game	Sydney Sherrill (4), at No. 22 UCF, March 4, 2020
Was hit by at least two pitches in a game	Josie Muffley (2), vs. Auburn, March 21, 2021
Recorded five RBIs in a game.....	Mack Leonard (5) vs. UNF, March 30, 2022
Recorded six RBIs in a game	Cassidy Davis, vs. Troy, March 21, 2018
Recorded seven or more RBI in a game	Anna Shelnett (7), vs. Virginia - ACC, May 11, 2017
Two players had four or more RBI in a game.....	Cassidy Davis (6) and Sydney Sherrill (4), vs. Troy, March 21, 2018
Three players had four or more RBI in a game	Ellie Cooper (5), Alex Powers (4) and Carsyn Gordon (4), at Syracuse, April 8, 2017
First career hit was a home run.....	Emma Wilson, vs. Louisville, April 23, 2021
Pitched a no-hitter.....	Meghan King, vs. NC State, March 22, 2019
Pitched a perfect game	Meghan King and Cassidy Davis, vs. Northern Iowa, February 23, 2018
Had 10-14 strikeouts.....	Kathryn Sandercock (10) at Georgia Tech (3-2), March 13, 2022
Had 15 or more strikeouts	Lacey Waldrop (18), at Florida, March 27, 2013
Won 10-14 consecutive decisions.....	Kathryn Sandercock (14), February 26, 2021 to April 18, 2021
Won 15-20 consecutive decisions.....	Kathryn Sandercock (19), February 11, 2022 to April 7, 2022
Won 20 or more consecutive decisions	Meghan King (22), April 28, 2018 to March 6, 2019



HALL OF FAME AND ALL-AMERICANS

THE FSU SOFTBALL PROGRAM BOASTS 54 ALL-AMERICANS, AMONG 35 STUDENT-ATHLETES, INCLUDING 14 WHO HAVE EARNED MULTIPLE ALL-AMERICA ACCOLADES



Serita Brooks
2nd Team, 2000



Jessica Burroughs
3rd Team, 2016
1st Team, 2017



Susan Buttery
2nd Team, 1993




Myssi Calkins
2nd Team, 1996
3rd Team, 1997



Darby Cottle-Veazey
1st Team, 1981
1st Team, 1982



Danielle Cox
1st Team, 1999



Tiffany Daniels
2nd Team, 1987
2nd Team, 1989



Lisa Davidson
1st Team, 1993



Natalie Drouin
1982



Renee Espinoza
2nd Team, 1996



Kristy Fuentes
3rd Team, 1997



Toni Gutierrez
2nd Team, 1992



Sarah Hamilton
3rd Team, 2009



Kylee Hanson
2nd Team, 2018



Casey Hunter
2nd Team, 2004



Meghan King
2nd Team, 2019



Morgan Klaevemann
2nd Team, 2017



Christy Larsen
3rd Team, 1991



Cindy Lawton
3rd Team, 1995



Marla Looper
3rd Team, 1993



Leslie Malerich
3rd Team, 2001



Maddie O'Brien
1st Team, 2014



Susan Painter
1982



Alex Powers
2nd Team, 2016
3rd Team, 2017



Toni Robinette
1982



Kathryn Sandercock
2nd Team, 2021
2nd Team, 2022



Sydney Sherrill
3rd Team, 2018
1st Team, 2019
2nd Team, 2022



Jan Sikes
1st Team, 1981
1st Team, 1982




Brandi Stuart
1st Team, 2002
2nd Team, 2003



Jessica van der Linden
1st Team, 2003
1st Team, 2004



Elisa Vasquez
3rd Team, 2003



Lacey Waldrop
3rd Team, 2013
1st Team, 2014
3rd Team, 2015



Jessie Warren
2nd Team, 2016
1st Team, 2017
2nd Team, 2018



Shamalene Wilson
2nd Team, 1994
3rd Team, 1995
1st Team, 1996



Veronica Wootson
2nd Team, 2004
1st Team, 2006
3rd Team, 2007

Florida State University Athletics Hall of Fame

DARBY COTTLE Inducted 1988	JULIE LARSEN Inducted 1995	SUSAN PAINTER Inducted 2000	SHAMALENE WILSON Inducted 2002	LISA DAVIDSON Inducted 2005	JAN SIKES Inducted 2008
DANIELLE COX Inducted 2009	JOANNE GRAF Inducted 2013	JESSICA VAN DER LINDEN Inducted 2014	BRANDI STUART Inducted 2015	VERONICA WOOTSON Inducted 2018	

Retired Jerseys



HONORS AND AWARDS

ALL-REGION

1982 Darby Cottle, Toney Donaldson, Natalie Drouin, Susan Painter, Toni Robinette, Kelly Shaw, Jan Sikes

1984 Greta Bahn, Laurie Holler - 1st team
Teresa Collins - 2nd team

1985 Greta Bahn, Laurie Holler, Tina Kyler, Julie Larsen - 1st team

1986 Carolyn Fiero, Julie Larsen - 1st team
Laurie Holler - 2nd team

1987 Tiffany Daniels, Carolyn Fiero, Julie Larsen - 1st team

1988 Tiffany Daniels, Christy Larsen - 1st team
Julie Larsen - 2nd team

1989 Debbie DeJohn, Christy Larsen, Lori Crouse - 1st team

1990 Christy Larsen, Penny Siqueiros - 1st team
Debbie DeJohn, Julie Rice - 2nd team

1991 Christy Larsen - 1st team

1992 Susan Buttery, Toni Gutierrez - 1st team
Leslie Adams, Shannan Mitchem, Penny Siqueiros - 2nd team
Leslie Barton - Honorable Mention

1993 Lisa Davidson, Marla Looper, Leslie Adams, Susan Buttery - 1st team
Leslie Barton, Toni Gutierrez - 2nd team

1994 Marla Looper, Laurie Shepard, Shamalene Wilson - 1st team
Rebecca Aase, Lisa Davidson, Cindy Lawton - 2nd team

1995 Renee Espinoza, Kristy Hull, Cindy Lawton, Laurie Shepard, Shamalene Wilson - 1st team

1996 Myssi Calkins, Renee Espinoza, Shamalene Wilson - 1st team
Kristy Hull - 2nd team

1997 Myssi Calkins, Kristy Fuentes, Misty Molin - 1st team
Wendy Braye, Kristy Hull - 2nd team

1998 Dana Bailey, Corrie Williams - 1st team
Christy Cerecedes, Kristy Hull, Jennifer White - 2nd team

1999 Danielle Cox - 1st team
Christy Cerecedes - 2nd team

2000 Staci Brandon, Serita Brooks - 1st team
Leslie Malerich - 2nd team

2001 Leslie Malerich, Jennifer White-Cody, Robyn Gauger - 1st team
Serita Brooks, Brandi Stuart, Kimmy Carter - 2nd team

2002 Brandi Stuart - 1st team
Jessica van der Linden, Kimmy Carter - 2nd team

2003 Elisa Vasquez, Brandi Stuart, Jessica van der Linden - 1st team
Casey Hunter - 2nd team

2004 Jessica van der Linden, Casey Hunter, Veronica Wootson, Elisa Vasquez - 1st team
Natasha Jacob, Lesley Palmer - 2nd team

2006 Yuruby Alicart, Natasha Jacob, Veronica Wootson - 1st team

2007 Veronica Wootson, Yuruby Alicart - 1st team
Whitney Buckmon, Carly Wynn - 2nd team

2009 Sarah Hamilton, Kaleigh Rafter - 1st team

2010 Sarah Hamilton, Carly Wynn - 2nd team

2012 Tiffani Brown, Shayla Jackson - 2nd team

2013 Morgan Bullock, Lacey Waldrop - 2nd team

2014 Maddie O'Brien, Courtney Senas, Lacey Waldrop - 1st team
Jessie Warren - 2nd team
Morgan Klaevemann - 3rd team

2015 Alex Powers - 1st Team
Jessica Burroughs, Ellie Cooper, Jessie Warren - 2nd Team
Morgan Klaevemann - 3rd Team

2017 Jessica Burroughs, Alex Powers, Jessie Warren,

Morgan Klaevemann - 1st Team
Sydney Broderick - 2nd Team
Meghan King - 3rd Team

2018 Kylee Hanson, Carsyn Gordon - 1st team
Jessie Warren, Sydney Sherrill - 2nd team
Meghan King - 3rd team

2019 Meghan King, Carsyn Gordon, Dani Morgan, Elizabeth Mason - 1st team
Sydney Sherrill, Cali Harrod, Makinzy Herzog, Cassidy Davis - 2nd team

2021 Kathryn Sandercock - 1st Team

2022 Kathryn Sandercock, Mack Leonard, Sydney Sherrill, Kalei Harding - 1st Team
Kaley Mudge - 2nd Team
Michaela Edenfield - 3rd Team

ALL-ACC TEAMS

1992 Rebecca Aase, Leslie Adams, Susan Buttery

1993 Rebecca Aase, Leslie Barton, Susan Buttery, Lisa Davidson, Toni Gutierrez, Marla Looper

1994 Lisa Davidson, Marla Looper, Shamalene Wilson

1995 Wendy Braye, Renee Espinoza, Kristy Fuentes, Cindy Lawton, Misty Molin, Laurie Shepard, Shamalene Wilson, Niki Zenger

1996 Myssi Calkins, Renee Espinoza, Shamalene Wilson

1997 Wendy Braye, Myssi Calkins, Kristy Fuentes, Kristy Hull, Misty Molin

1998 Dana Bailey, Kristy Hull, Jesse McGregor, Stacy Venable

1999 Danielle Cox, Stacy Venable

2000 Staci Brandon, Serita Brooks, Leslie Malerich, Brandi Stuart

2001 Serita Brooks, Robyn Gauger, Leslie Malerich, Brandi Stuart, Jessica van der Linden

2002 Kimmy Carter, Jessica van der Linden, Leslie Malerich, Brandi Stuart

2003 Brandi Stuart, Casey Hunter, Elisa Vasquez, Jessica van der Linden, Tatiana George

2004 Casey Hunter, Natasha Jacob, Elisa Vasquez, Jessica van der Linden, Beth Wade, Veronica Wootson

2005 Natasha Jacob - 1st team
Casey Hunter, Melissa Wood - 2nd team

2006 Yuruby Alicart, Natasha Jacob, Veronica Wootson - 1st team
LaShaun Davis - 2nd team

2007 Yuruby Alicart - 1st team
Monica Montez, Whitney Buckmon, Tiffany McDonald, Veronica Wootson - 2nd team

2008 Carly Wynn - 1st team
Whitney Buckmon, Tiffany McDonald, Brittany Osmon - 2nd team

2009 Sarah Hamilton, Kaleigh Rafter - 1st team
Terese Gober, Carly Wynn - 2nd Team

2010 Carly Wynn - 1st Team
Sarah Hamilton, Terese Gober, Ashley Stager - 2nd team

2011 Sarah Hamilton, Shayla Jackson, Jen Lapicki - 2nd Team

2012 Briana Hamilton, Tiffani Brown, Monica Perry - 1st Team
Lacey Waldrop - 2nd Team

2013 Victoria East, Courtney Senas, Lacey Waldrop, Monica Perry - 1st team
Morgan Bullock - 2nd Team

2014 Maddie O'Brien, Courtney Senas, Lacey Waldrop - 1st team
Jessica Burroughs - 2nd team
Victoria East, Briana Hamilton - 3rd team

2015 Morgan Klaevemann, Lacey Waldrop, Jessie Warren - 1st team
Jessica Burroughs, Ellie Cooper, Maddie O'Brien - 2nd team

2016 Jessica Burroughs, Ellie Cooper,

Morgan Klaevemann, Meghan King, Alex Powers, Jessie Warren - 1st team
Carsyn Gordon - 2nd team

2017 Jessie Warren, Jessica Burroughs, Morgan Klaevemann, Alex Powers, Meghan King, Sydney Broderick - 1st team
Cali Harrod - 2nd team
Dani Morgan - All-Freshman Team

2018 Kylee Hanson, Zoe Casas, Meghan King, Jessie Warren, Sydney Sherrill - 1st team
Carsyn Gordon - 2nd team

2019 Meghan King, Sydney Sherrill, Carsyn Gordon - 1st team
Elizabeth Mason, Anna Shelnutt - 2nd team
Kathryn Sandercock, Makinzy Herzog - All-Freshman Team

2021 Sydney Sherrill, Devyn Flaherty, Kathryn Sandercock, Kalei Harding - 1st team
Caylan Arnold - 2nd team
Dani Morgan - 3rd team
Kalei Harding, Devyn Flaherty - Freshman Team

2022 Sydney Sherrill, Kathryn Sandercock, Kaley Mudge, Mack Leonard - 1st Team
Devyn Flaherty, Michaela Edenfield, Kalei Harding - 2nd Team
Danielle Watson - 3rd Team

ACC PLAYER OF THE YEAR

1992 Toni Gutierrez

1995 Cindy Lawton

1996 Shamalene Wilson

2003 Jessica van der Linden

2004 Jessica van der Linden

2014 Maddie O'Brien

2016 Alex Powers

2017 Jessie Warren

2018 Jessie Warren

ACC DEFENSIVE PLAYER OF THE YEAR

2017 Jessie Warren

2019 Sydney Sherrill

2021 Sydney Sherrill

2022 Sydney Sherrill

ACC PITCHER OF THE YEAR

2009 Sarah Hamilton

2014 Lacey Waldrop

2015 Lacey Waldrop

2016 Jessica Burroughs

2017 Jessica Burroughs

2018 Kylee Hanson

ACC FRESHMAN OF THE YEAR

1993 Shamalene Wilson

1995 Kristy Hull

2001 Jessica van der Linden

2004 Veronica Wootson

2005 Tiffany McDonald

2007 Monica Montez

2015 Jessie Warren

2018 Sydney Sherrill

ACC COACH OF THE YEAR

1992 JoAnne Graf

1993 JoAnne Graf

1997 JoAnne Graf

2001 JoAnne Graf

2003 JoAnne Graf

2004 JoAnne Graf

2013 Lonni Alameda

2014 Lonni Alameda

2015 Lonni Alameda

2016 Lonni Alameda

2017 Lonni Alameda



HONORS AND AWARDS

NFCA NATIONAL COACHING STAFF OF THE YEAR

2018 Florida State (Lonni Alameda, Travis Wilson, Craig Snider)

ALL-TOURNAMENT TEAMS

1981 AIAW NATIONAL CHAMPIONSHIPS

Charlotte Cates, Darby Cottle, Natalie Drouin, Carol O'Domski, Susan Painter

FLORIDA INVITATIONAL

Charlotte Cates, Darby Cottle, Jan Sikes

SOUTH FLORIDA INVITATIONAL

Darby Cottle, Pat Mangan, Carol O'Domski, Venus Ross, Jan Sikes

NORTH CAROLINA STATE INVITATIONAL

Charlotte Cates, Darby Cottle, Toni Robinette, Venus Ross

AIAW REGION III

Darby Cottle, Natalie Drouin, Cathy Gooding, Carol O'Domski, Venus Ross

1982 FLORIDA STATE INVITATIONAL

Darby Cottle, Cathy Gooding, Susan Painter, Toni Robinette

SOUTH FLORIDA INVITATIONAL

Darby Cottle, Toney Donaldson, Cathy Gooding

NC STATE INVITATIONAL

Darby Cottle, Toney Donaldson, Natalie Drouin, Susan Painter, Jan Sikes, Sandie Williams

AIAW REGIONAL CHAMPIONSHIPS

Darby Cottle, Toney Donaldson, Cathy Gooding, Susan Painter, Toni Robinette, Kelly Shaw, Jan Sikes

AIAW NATIONAL CHAMPIONSHIPS

Darby Cottle, Susan Painter, Toni Robinette, Linda Tyrrell, Sandie Williams

1983 FLORIDA INVITATIONAL

Cathy Gooding, LeAnn Harrell, Kelly Tillman

1983 SOUTH FLORIDA INVITATIONAL

Darby Cottle, Toney Donaldson, LeAnn Harrell, Carla Long

FLORIDA STATE INVITATIONAL

Teresa Collins, Toney Donaldson, Cathy Gooding, LeAnn Harrell

NC STATE INVITATIONAL

Theresa Collins, Darby Cottle (MVP), LeAnn Harrell, Carla Long, Cricket Olafson, Sunnie O'Neal, Susan Painter

AIAW STATE CHAMPIONSHIPS

Darby Cottle, LeAnn Harrell, Susan Painter

AIAW NATIONAL CHAMPIONSHIPS

Darby Cottle, Toney Donaldson, LeAnn Harrell, Carla Long, Cricket Olafson, Susan Painter

1984 LADY SEMINOLE INVITATIONAL

Shelley Berube, Cathy Gooding, Tina Kyler (MVP), Leslie Miller, Susan Painter

LADY FLAME INVITATIONAL

Teresa Collins, Tina Kyler

1985 LADY SEMINOLE INVITATIONAL

Greta Bahn, Laurie Holler, Wendy Rogers

SOUTH CAROLINA INVITATIONAL

Amy Snider

FLORIDA COLLEGIATE CHAMPIONSHIP

Greta Bahn, Shelley Berube, Tina Kyler, Leslie Miller (MVP), Wendy Rogers

1986 LADY SEMINOLE INVITATIONAL

Carolyn Fiero, Julie Larsen

SOUTH CAROLINA INVITATIONAL

Barbara Gillespie, Julie Larsen (MVP)

1987 SOUTH FLORIDA INVITATIONAL

Tiffany Daniels, Judi Davison, Carolyn Fiero

LADY SEMINOLE INVITATIONAL

Kari Keith

1988 SOUTH FLORIDA INVITATIONAL

Tiffany Daniels

LADY SEMINOLE INVITATIONAL

Lori Crouse, Tiffany Daniels (MVP), Kari Keith, Christy Larsen, Julie Larsen

NATIONAL INVITATIONAL CHAMPIONSHIP

Tiffany Daniels, Christy Larsen

1989 FROST CUTLERY INVITATIONAL

Debbie DeJohn, Kelly Flaczinski, Christy Larsen

LADY SEMINOLE INVITATIONAL

Kelly Flaczinski

1990 NCAA WOMEN'S COLLEGE WORLD SERIES

Leslie Barton, Debbie DeJohn

1991 LADY SEMINOLE INVITATIONAL

Tina Getherall, Penny Siqueiros (MVP)

1992 LADY SEMINOLE INVITATIONAL

Leslie Barton, Toni Gutierrez (MVP)

ACC TOURNAMENT

Rebecca Aase, Leslie Adams, Leslie Barton, Susan Buttery (MVP), Toni Gutierrez, Shannan Mitchem, Penny Siqueiros

SOUTH FLORIDA INVITATIONAL

Lisa Davidson

TAR HEEL INVITATIONAL

Toni Gutierrez (MVP)

1993 TAR HEEL INVITATIONAL

Lisa Davidson

LADY SEMINOLE INVITATIONAL

Marla Looper, Susan Buttery, Leslie Adams (MVP)

ACC TOURNAMENT

Leslie Barton, Susan Buttery, Heather Conway, Lisa Davidson (MVP), Toni Gutierrez, Marla Looper

1994 SOUTH FLORIDA INVITATIONAL

Cindy Lawton, Shamalene Wilson

ACC TOURNAMENT

Marla Looper, Jennifer Olow, Windy Weltz, Shamalene Wilson

LADY SEMINOLE INVITATIONAL

Shamalene Wilson

TAR HEEL INVITATIONAL

Jennifer Olow, Shamalene Wilson

1995 ACC TOURNAMENT

Wendy Braye, Myssi Calkins, Renee Espinoza, Heather Feltmann, Kristy Fuentes, Kristy Hull

TAR HEEL INVITATIONAL

Renee Espinoza, Cindy Lawton, Misty Molin

GLADSTONE'S/USF SOFTBALL CLASSIC

Wendy Braye, Renee Espinoza (MVP), Cindy Lawton

LADY SEMINOLE INVITATIONAL

Kristy Hull, Cindy Lawton, Misty Molin, Laurie Shepard

1996 SPEEDLINE/USF SOFTBALL CLASSIC

Renee Espinoza, Shamalene Wilson

LADY SEMINOLE INVITATIONAL

Kristy Hull, Shamalene Wilson

TAR HEEL INVITATIONAL

Myssi Calkins, Kristy Fuentes

ACC CHAMPIONSHIP

Renee Espinoza (MVP), Kristy Hull, Windy Weltz, Shamalene Wilson

1997 SPEEDLINE/USF SOFTBALL CLASSIC

Wendy Braye

TAR HEEL INVITATIONAL

Myssi Calkins, Kristy Fuentes, Misty Molin, Tami Post

ACC TOURNAMENT

Myssi Calkins, Kristy Fuentes (MVP), Kristy Hull, Tami Post

1998 TALLAHASSEE DEMOCRAT /

FLORIDA STATE INVITATIONAL

Dana Bailey, Kristy Hull, Jennifer White (MVP)

GEORGIA BUZZ CLASSIC

Jesse McGregor, Stacy Venable (MVP), Corrie Williams

1999 TALLAHASSEE DEMOCRAT /

FLORIDA STATE INVITATIONAL

Danielle Cox

ACC TOURNAMENT

Danielle Cox (MVP), Teresa Edenfield, Tami Post, Stacy Venable

2000 NCAA LOS ANGELES REGIONAL

Serita Brooks, Leslie Malerich, Staci Brandon, Andi Lyons

UTC FROST CUTLERY CHALLENGE

Leslie Malerich (MVP), Becky Wallace, Brandi Stuart, Teresa Edenfield

TALLAHASSEE DEMOCRAT /

FLORIDA STATE INVITATIONAL

Staci Brandon, Serita Brooks

ACC TOURNAMENT

Leslie Malerich (MVP), Serita Brooks, Natalie Bennett, Staci Brandon

2001 ACC TOURNAMENT

Leslie Malerich, Natalie Bennett, Serita Brooks, Monique Marier

NCAA TALLAHASSEE REGIONAL

Leslie Malerich, Robyn Gauger, Jessica van der Linden, Jennifer White-Cody, Monique Marier, Serita Brooks

2002 TROY COX CLASSIC

Kimmy Carter, Brandi Stuart, Jessica van der Linden (MVP)

BUZZ CLASSIC

Brandi Stuart

ACC TOURNAMENT

Brandi Stuart, Jessica van der Linden

NCAA TALLAHASSEE REGIONAL

Brandi Stuart, Kimmy Carter, Shundra Colzie, Leslie Malerich (MVP), Jessica van der Linden

WOMEN'S COLLEGE WORLD SERIES

Leslie Malerich

2003 SEMINOLE INVITATIONAL

Jessica van der Linden, Casey Hunter

BUZZ CLASSIC

Beth Wade (MVP)

ACC TOURNAMENT

Lesley Palmer (MVP), Shandra Colzie, Elisa Vasquez, Casey Hunter

2004 NFCA LEADOFF CLASSIC

Jessica van der Linden, Natasha Jacob, Tatiana George, Casey Hunter

SEMINOLE CHALLENGE

Jessica van der Linden, Natasha Jacob, Tatiana George, Casey Hunter

FSU INVITATIONAL

Jessica van der Linden (MVP), Casey Hunter, Lesley Palmer, Veronica Wootson, Natasha Jacob

ACC TOURNAMENT

Casey Hunter (MVP), Lesley Palmer, Jessica van der Linden, Elisa Vasquez, Beth Wade

NCAA REGION 4

Jessica van der Linden (MVP), Veronica Wootson, Natasha Jacob

2005 NFCA LEADOFF CLASSIC

Tatiana George

SUNSHINE STATE TOURNAMENT

Tiffany McDonald, Brittany Osmon, Veronica Wootson

FLORIDA STATE INVITATIONAL

Natasha Jacob (MVP), Kim Hoffer, Casey Hunter, Melissa Wood

EARLY BIRD

Carly Brieske, LaShaun Davis, Kim Hoffer, Natasha Jacob, Michelle Snyder

SEMINOLE CLASSIC

Natasha Jacob (MVP), Yuruby Alicart, Carly Brieske, Tiffany McDonald

SUNSHINE STATE

Yuruby Alicart, Whitney Buckmon, Natasha Jacob

ACC TOURNAMENT

HONORS AND AWARDS

2007	<p>Carly Brieske, Tiffany McDonald NFCA LEADOFF CLASSIC Veronica Wootson, Yuruby Alicart SUNSHINE STATE TOURNAMENT Melissa May, LaShaun Davis, Brittany Krbec SEMINOLE CLASSIC Veronica Wootson (MVP), Robin Ahrberg, Terese Gober, Brittany Krbec, Tiffany McDonald FSU INVITATIONAL Veronica Wootson, Yuruby Alicart, Carly Wynn ACC TOURNAMENT Robin Ahrberg, Yuruby Alicart, Veronica Wootson</p>	<p>FAIAW Softball Coach of the Year JoAnne Graf 1982 Olympia Award Darby Cottle Broderick Award Darby Cottle 1992 MVP in the South Florida Invitational Toni Gutierrez 1998 NFCA National Player of the Week Jennifer White-Cody 1999 ACC Weaver-James-Corrigan Postgraduate Scholarship Stacy Venable NFCA Scholar-Athlete Becky Brock, Andi Lyons 2000 NFCA Student Athlete Natalie Bennett, Robyn Gauger, Andi Lyons, Brandi Stuart, Beth Wade 2001 Verizon Academic All-District 3 Softball Team Brandi Stuart NFCA Student-Athlete Beck y Brock, Beth Wade NFCA National Player of the Week Brandi Stuart MVP (Pitcher) FAU/Worth Invitational Leslie Malerich NFCA Outstanding Performer Jennifer White-Cody NFCA Southeast Region Coaching Staff of the Year 2002 NFCA Southeast Region Coaching Staff of the Year Verizon Academic All-American Brandi Stuart NFCA Student-Athlete Shandra Colzie, Shundra Colzie, Becky Brock, Kimmy Carter, Beth Wade 2003 Verizon Academic All-Region Shandra Colzie (1st Team) NFCA Student-Athlete Shandra Colzie, Shundra Colzie, Natasha Jacob, Robyn Larson, Beth Wade NFCA National Player of the Week Jessica van der Linden USA Softball National Player Of The Year Jessica van der Linden (Top 10 Finalist) 2004 USA Softball National Player of the Year Jessica van der Linden Honda Award Winner for Softball Jessica van der Linden ESPY AWARD "Best Collegiate Female" Nominee Jessica van der Linden CoSIDA District III Academic All-Region Natasha Jacob Easton All-Americans Casey Hunter, Jessica van der Linden - 1st Team Veronica Wootson - 2nd Team USA Softball National Player Of The Week Jessica van der Linden (March 16) NFCA National Player Of The Week Jessica van der Linden (March 16) 2005 CoSIDA Academic All-District III Natasha Jacob CoSIDA Second Team Academic All-American Natasha Jacob NFCA Student-Athlete Carey Galuppi, Natasha Jacob 2006 CoSIDA First Team Academic All-American Natasha Jacob CoSIDA First Team Academic All-District 3 Natasha Jacob Easton/Bell Sports All-American Veronica Wootson - 1st Team, Natasha Jacob - 3rd Team All-ACC Academic Team Natasha Jacob, Melissa May, Michelle Snyder</p>	<p>NFCA Student-Athlete Carey Galuppi, Natasha Jacob, Melissa May 2007 ACC Freshman of the Year Monica Montez CoSIDA/ESPN The Magazine Second-Team Melissa May Academic All-District Third-Team Melissa May NFCA Student-Athlete Brittany Krbec, Carly Wynn, Melissa May Easton All-American Veronica Wootson NFCA All-America Veronica Wootson All-ACC Academic Team Robin Ahrberg, Brittany Krbec, Melissa May, Tiffany McDonald, Brittany Osmon, Carly Wynn 2008 Lowe's Senior CLASS Award Candidate Tiffany McDonald All-ACC Academic Whitney Buckmon, Terese Gober, Tiffany McDonald, Brittany Osmon, Carly Wynn CoSIDA Academic All-District Carly Wynn, Robin Ahrberg - 1st Team Melissa May - 2nd Team ACC Player of the Week Brittany Osmon (twice), Ashley Stager ACC Pitcher of the Week Tiffany McDonald (twice) 2009 CoSIDA Academic All-American Carly Wynn - 3rd Team CoSIDA Academic All-District Carly Wynn - 1st Team Michelle Snyder - 2nd Team ACC Player of the Week Kaleigh Rafter (twice), Ashley Stager ACC Pitcher of the Week Sarah Hamilton (twice) ACC Postgraduate Scholarship Kaleigh Rafter All-ACC Academic Team Terese Gober, Sarah Hamilton, Kristie McConn, Kaleigh Rafter, Michelle Snyder, Carly Wynn NFCA Student-Athlete Terese Gober, Kaleigh Rafter, Lauren Varsalona, Carly Wynn, Robin Ahrberg 2010 ACC Pitcher of the Week Sarah Hamilton, Terese Gober ACC Player of the Week Ashley Stager ACC Postgraduate Scholarship Terese Gober, Carly Wynn CoSIDA Academic All-District III Softball Team Carly Wynn CoSIDA Academic All-America Carly Wynn - 3rd Team NSCA All-American Carly Wynn All-ACC Academic Team Robin Ahrberg, Terese Gober, Tory Hadadd, Jen Lapicki, Carly Wynn NFCA Student-Athlete Terese Gober, Tory Haddad, Jen Lapicki, Carly Wynn, Jessica Nori 2011 ACC Pitcher of the Week Sarah Hamilton (twice) ACC Player of the Week Tiffani Brown, Shayla Jackson Softball Golden Nole Award Ashley Stager ACC Top Six for Service Award Ashley Stager SemiGnome Award (Community Service) FSU Softball Team Capital One Academic All-District</p>
2008	<p>Brittany Osmon EARLY BIRD TOURNAMENT Whitney Buckmon, Terese Gober, Brittany Osmon (MVP) SEMINOLE CLASSIC Whitney Buckmon, Jessica Gilmore, Allison Collins, Ashley Stager ACC TOURNAMENT Brittany Osmon</p>	<p>2001 NFCA Student-Athlete Natalie Bennett, Robyn Gauger, Andi Lyons, Brandi Stuart, Beth Wade 2001 Verizon Academic All-District 3 Softball Team Brandi Stuart NFCA Student-Athlete Beck y Brock, Beth Wade NFCA National Player of the Week Brandi Stuart MVP (Pitcher) FAU/Worth Invitational Leslie Malerich NFCA Outstanding Performer Jennifer White-Cody NFCA Southeast Region Coaching Staff of the Year 2002 NFCA Southeast Region Coaching Staff of the Year Verizon Academic All-American Brandi Stuart NFCA Student-Athlete Shandra Colzie, Shundra Colzie, Becky Brock, Kimmy Carter, Beth Wade 2003 Verizon Academic All-Region Shandra Colzie (1st Team) NFCA Student-Athlete Shandra Colzie, Shundra Colzie, Natasha Jacob, Robyn Larson, Beth Wade NFCA National Player of the Week Jessica van der Linden USA Softball National Player Of The Year Jessica van der Linden (Top 10 Finalist) 2004 USA Softball National Player of the Year Jessica van der Linden Honda Award Winner for Softball Jessica van der Linden ESPY AWARD "Best Collegiate Female" Nominee Jessica van der Linden CoSIDA District III Academic All-Region Natasha Jacob Easton All-Americans Casey Hunter, Jessica van der Linden - 1st Team Veronica Wootson - 2nd Team USA Softball National Player Of The Week Jessica van der Linden (March 16) NFCA National Player Of The Week Jessica van der Linden (March 16) 2005 CoSIDA Academic All-District III Natasha Jacob CoSIDA Second Team Academic All-American Natasha Jacob NFCA Student-Athlete Carey Galuppi, Natasha Jacob 2006 CoSIDA First Team Academic All-American Natasha Jacob CoSIDA First Team Academic All-District 3 Natasha Jacob Easton/Bell Sports All-American Veronica Wootson - 1st Team, Natasha Jacob - 3rd Team All-ACC Academic Team Natasha Jacob, Melissa May, Michelle Snyder</p>	<p>2008 Lowe's Senior CLASS Award Candidate Tiffany McDonald All-ACC Academic Whitney Buckmon, Terese Gober, Tiffany McDonald, Brittany Osmon, Carly Wynn CoSIDA Academic All-District Carly Wynn, Robin Ahrberg - 1st Team Melissa May - 2nd Team ACC Player of the Week Brittany Osmon (twice), Ashley Stager ACC Pitcher of the Week Tiffany McDonald (twice) 2009 CoSIDA Academic All-American Carly Wynn - 3rd Team CoSIDA Academic All-District Carly Wynn - 1st Team Michelle Snyder - 2nd Team ACC Player of the Week Kaleigh Rafter (twice), Ashley Stager ACC Pitcher of the Week Sarah Hamilton (twice) ACC Postgraduate Scholarship Kaleigh Rafter All-ACC Academic Team Terese Gober, Sarah Hamilton, Kristie McConn, Kaleigh Rafter, Michelle Snyder, Carly Wynn NFCA Student-Athlete Terese Gober, Kaleigh Rafter, Lauren Varsalona, Carly Wynn, Robin Ahrberg 2010 ACC Pitcher of the Week Sarah Hamilton, Terese Gober ACC Player of the Week Ashley Stager ACC Postgraduate Scholarship Terese Gober, Carly Wynn CoSIDA Academic All-District III Softball Team Carly Wynn CoSIDA Academic All-America Carly Wynn - 3rd Team NSCA All-American Carly Wynn All-ACC Academic Team Robin Ahrberg, Terese Gober, Tory Hadadd, Jen Lapicki, Carly Wynn NFCA Student-Athlete Terese Gober, Tory Haddad, Jen Lapicki, Carly Wynn, Jessica Nori 2011 ACC Pitcher of the Week Sarah Hamilton (twice) ACC Player of the Week Tiffani Brown, Shayla Jackson Softball Golden Nole Award Ashley Stager ACC Top Six for Service Award Ashley Stager SemiGnome Award (Community Service) FSU Softball Team Capital One Academic All-District</p>
2009	<p>Sarah Hamilton, Kaleigh Rafter, Carly Wynn</p>	<p>2002 NFCA Southeast Region Coaching Staff of the Year Verizon Academic All-American Brandi Stuart NFCA Student-Athlete Shandra Colzie, Shundra Colzie, Becky Brock, Kimmy Carter, Beth Wade 2003 Verizon Academic All-Region Shandra Colzie (1st Team) NFCA Student-Athlete Shandra Colzie, Shundra Colzie, Natasha Jacob, Robyn Larson, Beth Wade NFCA National Player of the Week Jessica van der Linden USA Softball National Player Of The Year Jessica van der Linden (Top 10 Finalist) 2004 USA Softball National Player of the Year Jessica van der Linden Honda Award Winner for Softball Jessica van der Linden ESPY AWARD "Best Collegiate Female" Nominee Jessica van der Linden CoSIDA District III Academic All-Region Natasha Jacob Easton All-Americans Casey Hunter, Jessica van der Linden - 1st Team Veronica Wootson - 2nd Team USA Softball National Player Of The Week Jessica van der Linden (March 16) NFCA National Player Of The Week Jessica van der Linden (March 16) 2005 CoSIDA Academic All-District III Natasha Jacob CoSIDA Second Team Academic All-American Natasha Jacob NFCA Student-Athlete Carey Galuppi, Natasha Jacob 2006 CoSIDA First Team Academic All-American Natasha Jacob CoSIDA First Team Academic All-District 3 Natasha Jacob Easton/Bell Sports All-American Veronica Wootson - 1st Team, Natasha Jacob - 3rd Team All-ACC Academic Team Natasha Jacob, Melissa May, Michelle Snyder</p>	<p>2009 CoSIDA Academic All-American Carly Wynn - 3rd Team CoSIDA Academic All-District Carly Wynn - 1st Team Michelle Snyder - 2nd Team ACC Player of the Week Kaleigh Rafter (twice), Ashley Stager ACC Pitcher of the Week Sarah Hamilton (twice) ACC Postgraduate Scholarship Kaleigh Rafter All-ACC Academic Team Terese Gober, Sarah Hamilton, Kristie McConn, Kaleigh Rafter, Michelle Snyder, Carly Wynn NFCA Student-Athlete Terese Gober, Kaleigh Rafter, Lauren Varsalona, Carly Wynn, Robin Ahrberg 2010 ACC Pitcher of the Week Sarah Hamilton, Terese Gober ACC Player of the Week Ashley Stager ACC Postgraduate Scholarship Terese Gober, Carly Wynn CoSIDA Academic All-District III Softball Team Carly Wynn CoSIDA Academic All-America Carly Wynn - 3rd Team NSCA All-American Carly Wynn All-ACC Academic Team Robin Ahrberg, Terese Gober, Tory Hadadd, Jen Lapicki, Carly Wynn NFCA Student-Athlete Terese Gober, Tory Haddad, Jen Lapicki, Carly Wynn, Jessica Nori 2011 ACC Pitcher of the Week Sarah Hamilton (twice) ACC Player of the Week Tiffani Brown, Shayla Jackson Softball Golden Nole Award Ashley Stager ACC Top Six for Service Award Ashley Stager SemiGnome Award (Community Service) FSU Softball Team Capital One Academic All-District</p>
2010	<p>Robin Ahrberg, Tiffani Brown, Sarah Hamilton</p>	<p>2003 Verizon Academic All-Region Shandra Colzie (1st Team) NFCA Student-Athlete Shandra Colzie, Shundra Colzie, Natasha Jacob, Robyn Larson, Beth Wade NFCA National Player of the Week Jessica van der Linden USA Softball National Player Of The Year Jessica van der Linden (Top 10 Finalist) 2004 USA Softball National Player of the Year Jessica van der Linden Honda Award Winner for Softball Jessica van der Linden ESPY AWARD "Best Collegiate Female" Nominee Jessica van der Linden CoSIDA District III Academic All-Region Natasha Jacob Easton All-Americans Casey Hunter, Jessica van der Linden - 1st Team Veronica Wootson - 2nd Team USA Softball National Player Of The Week Jessica van der Linden (March 16) NFCA National Player Of The Week Jessica van der Linden (March 16) 2005 CoSIDA Academic All-District III Natasha Jacob CoSIDA Second Team Academic All-American Natasha Jacob NFCA Student-Athlete Carey Galuppi, Natasha Jacob 2006 CoSIDA First Team Academic All-American Natasha Jacob CoSIDA First Team Academic All-District 3 Natasha Jacob Easton/Bell Sports All-American Veronica Wootson - 1st Team, Natasha Jacob - 3rd Team All-ACC Academic Team Natasha Jacob, Melissa May, Michelle Snyder</p>	<p>2010 ACC Pitcher of the Week Sarah Hamilton, Terese Gober ACC Player of the Week Ashley Stager ACC Postgraduate Scholarship Terese Gober, Carly Wynn CoSIDA Academic All-District III Softball Team Carly Wynn CoSIDA Academic All-America Carly Wynn - 3rd Team NSCA All-American Carly Wynn All-ACC Academic Team Robin Ahrberg, Terese Gober, Tory Hadadd, Jen Lapicki, Carly Wynn NFCA Student-Athlete Terese Gober, Tory Haddad, Jen Lapicki, Carly Wynn, Jessica Nori 2011 ACC Pitcher of the Week Sarah Hamilton (twice) ACC Player of the Week Tiffani Brown, Shayla Jackson Softball Golden Nole Award Ashley Stager ACC Top Six for Service Award Ashley Stager SemiGnome Award (Community Service) FSU Softball Team Capital One Academic All-District</p>
2011	<p>Celeste Gomez, Sarah Hamilton (MVP), Jen Lapicki, Courtney Senas</p>	<p>2004 USA Softball National Player of the Year Jessica van der Linden Honda Award Winner for Softball Jessica van der Linden ESPY AWARD "Best Collegiate Female" Nominee Jessica van der Linden CoSIDA District III Academic All-Region Natasha Jacob Easton All-Americans Casey Hunter, Jessica van der Linden - 1st Team Veronica Wootson - 2nd Team USA Softball National Player Of The Week Jessica van der Linden (March 16) NFCA National Player Of The Week Jessica van der Linden (March 16) 2005 CoSIDA Academic All-District III Natasha Jacob CoSIDA Second Team Academic All-American Natasha Jacob NFCA Student-Athlete Carey Galuppi, Natasha Jacob 2006 CoSIDA First Team Academic All-American Natasha Jacob CoSIDA First Team Academic All-District 3 Natasha Jacob Easton/Bell Sports All-American Veronica Wootson - 1st Team, Natasha Jacob - 3rd Team All-ACC Academic Team Natasha Jacob, Melissa May, Michelle Snyder</p>	<p>2011 ACC Pitcher of the Week Sarah Hamilton (twice) ACC Player of the Week Tiffani Brown, Shayla Jackson Softball Golden Nole Award Ashley Stager ACC Top Six for Service Award Ashley Stager SemiGnome Award (Community Service) FSU Softball Team Capital One Academic All-District</p>
2012	<p>Maddie O'Brien BANK OF HAWAII TOURNAMENT Lacey Waldrop, Shayla Jackson, Erika Leonard, Courtney Senas</p>	<p>2005 CoSIDA Academic All-District III Natasha Jacob CoSIDA Second Team Academic All-American Natasha Jacob NFCA Student-Athlete Carey Galuppi, Natasha Jacob 2006 CoSIDA First Team Academic All-American Natasha Jacob CoSIDA First Team Academic All-District 3 Natasha Jacob Easton/Bell Sports All-American Veronica Wootson - 1st Team, Natasha Jacob - 3rd Team All-ACC Academic Team Natasha Jacob, Melissa May, Michelle Snyder</p>	<p>2011 ACC Pitcher of the Week Sarah Hamilton (twice) ACC Player of the Week Tiffani Brown, Shayla Jackson Softball Golden Nole Award Ashley Stager ACC Top Six for Service Award Ashley Stager SemiGnome Award (Community Service) FSU Softball Team Capital One Academic All-District</p>
2013	<p>Maddie O'Brien, Courtney Senas, Lacey Waldrop</p>	<p>2006 CoSIDA First Team Academic All-American Natasha Jacob CoSIDA First Team Academic All-District 3 Natasha Jacob Easton/Bell Sports All-American Veronica Wootson - 1st Team, Natasha Jacob - 3rd Team All-ACC Academic Team Natasha Jacob, Melissa May, Michelle Snyder</p>	<p>2011 ACC Pitcher of the Week Sarah Hamilton (twice) ACC Player of the Week Tiffani Brown, Shayla Jackson Softball Golden Nole Award Ashley Stager ACC Top Six for Service Award Ashley Stager SemiGnome Award (Community Service) FSU Softball Team Capital One Academic All-District</p>
2014	<p>Jessica Nori, Lacey Waldrop ACC TOURNAMENT Tiffani Brown, Celeste Gomez (MVP), Kelly Hensley, Maddie O'Brien, Lacey Waldrop NCAA TALLAHASSEE REGIONAL Alex Kossoff, Maddie O'Brien, Lacey Waldrop</p>	<p>2007 CoSIDA First Team Academic All-American Natasha Jacob CoSIDA First Team Academic All-District 3 Natasha Jacob Easton/Bell Sports All-American Veronica Wootson - 1st Team, Natasha Jacob - 3rd Team All-ACC Academic Team Natasha Jacob, Melissa May, Michelle Snyder</p>	<p>2011 ACC Pitcher of the Week Sarah Hamilton (twice) ACC Player of the Week Tiffani Brown, Shayla Jackson Softball Golden Nole Award Ashley Stager ACC Top Six for Service Award Ashley Stager SemiGnome Award (Community Service) FSU Softball Team Capital One Academic All-District</p>
2015	<p>Jessica Burroughs (MVP), Victoria Daddis, Alex Powers, Bailey Schinella, Jessie Warren</p>	<p>2008 CoSIDA First Team Academic All-American Natasha Jacob CoSIDA First Team Academic All-District 3 Natasha Jacob Easton/Bell Sports All-American Veronica Wootson - 1st Team, Natasha Jacob - 3rd Team All-ACC Academic Team Natasha Jacob, Melissa May, Michelle Snyder</p>	<p>2011 ACC Pitcher of the Week Sarah Hamilton (twice) ACC Player of the Week Tiffani Brown, Shayla Jackson Softball Golden Nole Award Ashley Stager ACC Top Six for Service Award Ashley Stager SemiGnome Award (Community Service) FSU Softball Team Capital One Academic All-District</p>
2016	<p>Jessie Warren (MVP), Cali Harrod, Sydney Broderick, Meghan King WCWS ALL-TOURNAMENT TEAM Jessica Burroughs, Alex Powers</p>	<p>2009 CoSIDA First Team Academic All-American Natasha Jacob CoSIDA First Team Academic All-District 3 Natasha Jacob Easton/Bell Sports All-American Veronica Wootson - 1st Team, Natasha Jacob - 3rd Team All-ACC Academic Team Natasha Jacob, Melissa May, Michelle Snyder</p>	<p>2011 ACC Pitcher of the Week Sarah Hamilton (twice) ACC Player of the Week Tiffani Brown, Shayla Jackson Softball Golden Nole Award Ashley Stager ACC Top Six for Service Award Ashley Stager SemiGnome Award (Community Service) FSU Softball Team Capital One Academic All-District</p>
2017	<p>Dani Morgan (MVP), Anna Shelnutt, Carsyn Gordon, Jessica Burroughs, Meghan King</p>	<p>2010 CoSIDA First Team Academic All-American Natasha Jacob CoSIDA First Team Academic All-District 3 Natasha Jacob Easton/Bell Sports All-American Veronica Wootson - 1st Team, Natasha Jacob - 3rd Team All-ACC Academic Team Natasha Jacob, Melissa May, Michelle Snyder</p>	<p>2011 ACC Pitcher of the Week Sarah Hamilton (twice) ACC Player of the Week Tiffani Brown, Shayla Jackson Softball Golden Nole Award Ashley Stager ACC Top Six for Service Award Ashley Stager SemiGnome Award (Community Service) FSU Softball Team Capital One Academic All-District</p>
2018	<p>Sydney Sherrill (MVP), Anna Shelnutt, Meghan King WCWS ALL-TOURNAMENT TEAM Jessie Warren (MVP), Meghan King, Sydney Sherrill, Elizabeth Mason, Anna Shelnutt</p>	<p>2011 CoSIDA First Team Academic All-American Natasha Jacob CoSIDA First Team Academic All-District 3 Natasha Jacob Easton/Bell Sports All-American Veronica Wootson - 1st Team, Natasha Jacob - 3rd Team All-ACC Academic Team Natasha Jacob, Melissa May, Michelle Snyder</p>	<p>2011 ACC Pitcher of the Week Sarah Hamilton (twice) ACC Player of the Week Tiffani Brown, Shayla Jackson Softball Golden Nole Award Ashley Stager ACC Top Six for Service Award Ashley Stager SemiGnome Award (Community Service) FSU Softball Team Capital One Academic All-District</p>
2019	<p>Meghan King (MVP), Dani Morgan, Sydney Sherrill</p>	<p>2012 CoSIDA First Team Academic All-American Natasha Jacob CoSIDA First Team Academic All-District 3 Natasha Jacob Easton/Bell Sports All-American Veronica Wootson - 1st Team, Natasha Jacob - 3rd Team All-ACC Academic Team Natasha Jacob, Melissa May, Michelle Snyder</p>	<p>2011 ACC Pitcher of the Week Sarah Hamilton (twice) ACC Player of the Week Tiffani Brown, Shayla Jackson Softball Golden Nole Award Ashley Stager ACC Top Six for Service Award Ashley Stager SemiGnome Award (Community Service) FSU Softball Team Capital One Academic All-District</p>
2021	<p>Sydney Sherrill WCWS ALL-TOURNAMENT TEAM Kaley Mudge, Kathryn Sandercock</p>	<p>2013 CoSIDA First Team Academic All-American Natasha Jacob CoSIDA First Team Academic All-District 3 Natasha Jacob Easton/Bell Sports All-American Veronica Wootson - 1st Team, Natasha Jacob - 3rd Team All-ACC Academic Team Natasha Jacob, Melissa May, Michelle Snyder</p>	<p>2011 ACC Pitcher of the Week Sarah Hamilton (twice) ACC Player of the Week Tiffani Brown, Shayla Jackson Softball Golden Nole Award Ashley Stager ACC Top Six for Service Award Ashley Stager SemiGnome Award (Community Service) FSU Softball Team Capital One Academic All-District</p>
2022	<p>Mack Leonard, Devyn Flaherty, Kathryn Sandercock, Kalei Harding</p>	<p>2014 CoSIDA First Team Academic All-American Natasha Jacob CoSIDA First Team Academic All-District 3 Natasha Jacob Easton/Bell Sports All-American Veronica Wootson - 1st Team, Natasha Jacob - 3rd Team All-ACC Academic Team Natasha Jacob, Melissa May, Michelle Snyder</p>	<p>2011 ACC Pitcher of the Week Sarah Hamilton (twice) ACC Player of the Week Tiffani Brown, Shayla Jackson Softball Golden Nole Award Ashley Stager ACC Top Six for Service Award Ashley Stager SemiGnome Award (Community Service) FSU Softball Team Capital One Academic All-District</p>
<p>OTHER ACCOMPLISHMENTS</p>			
1981	<p>ASA Outstanding Athlete Darby Cottle USOC Best Amateur Softball Player Darby Cottle</p>		



HONORS AND AWARDS

	<p>Jen Lapicki, Lauren Varsalona - 2nd Team All-ACC Academic Team Robin Ahrberg, Shayla Jackson, Jen Lapicki, Jessica Nori NFCA Scholar-Athlete Kirstin Austin, Kelly Hensley, Jen Lapicki, Jessica Nori, Kaleigh Rafter, Briar Stanley Lowe's Senior CLASS Award Candidate Shayla Jackson NFCA National Player of the Week Monica Perry ACC Player of the Week Briana Hamilton (twice) ACC Pitcher of the Week Monica Perry (twice), Lacey Waldrop (twice) Capital One Academic All-District Team Jessica Nori, Kirstin Austin All-ACC Academic Team Bailey Schinella, Jessica Nori, Kirstin Austin, Kelly Hensley, Tiffani Brown NFCA Scholar-Athlete Tiffani Brown, Kelly Hensley, Erika Hoffner, Jessica Nori</p>	<p>Jessie Warren (Second Team), Morgan Klaevemann (Third Team) ACC Pitcher of the Week Lacey Waldrop (four times) ACC Player of the Week Alex Powers ACC Top Six for Service Alex Kossoff All-ACC Academic Team Ellie Cooper, Victoria Daddis, Alex Powers, Morgan Klaevemann, Alex Kossoff, Bailey Schinella, Lacey Waldrop NFCA Scholar-Athlete Ellie Cooper, Victoria Daddis, Megan McReynolds, Alex Powers ACC Postgraduate Scholarship Lacey Waldrop CoSIDA Academic All-District Ellie Cooper</p>	<p>Kylee Hanson (First Team), Cassidy Davis (First Team) USA Softball Player of the Year Kylee Hanson (Top 25 Finalist) NFCA Freshman of the Year Sydney Sherrill (Top 10 Finalist) ACC Player of the Week Carsyn Gordon (Feb 13), Sydney Sherrill (Feb 20, April 10), Jessie Warren (Feb 27, May 1, May 7) ACC Pitcher of the Week Kylee Hanson (Feb 20, March 6, March 20, May 7), Meghan King (Feb 27, April 3) NFCA National Player of the Week Kylee Hanson (Feb 20), Sydney Sherrill (April 10) USA Softball National Player of the Week Sydney Sherrill (April 10) ACC Scholar-Athlete of the Year Kylee Hanson All-ACC Academic Team Carsyn Gordon, Kylee Hanson, Meghan King, Cassidy Davis NCAA Elite 90 Award Tessa Daniels</p>
2012	<p>NFCA All-America Third Team Lacey Waldrop NFCA All-Southeast Region Second Team Morgan Bullock, Lacey Waldrop Capital One Academic All-American Third Team Kelly Hensley Capital One Academic All-District IV Kelly Hensley, Jessica Nori ACC Pitcher of the Week Lacey Waldrop (three times) ACC Player of the Week Courtney Senas (twice) ACC Top Six for Service Kelly Hensley ACC Softball Scholar-Athlete of the Year Kelly Hensley</p>	<p>2016 NFCA All-America Second Team Alex Powers NFCA All-America Third Team Jessica Burroughs, Jessie Warren USA Softball National Player of the Year Jessica Burroughs (Top 25 finalist) Alex Powers (Top 25 finalist) NFCA National Freshman of the Year Carsyn Gordon (Top 25 finalist) NFCA National Pitcher of the Week Meghan King All-ACC Academic Team Ellie Cooper, Meghan King, Morgan Klaevemann ACC Pitcher of the Week Jessica Burroughs (three times), Meghan King (twice) ACC Player of the Week Alex Powers (twice), Jessie Warren (twice) Sydney Broderick CoSIDA Academic All-District Morgan Klaevemann</p>	<p>2019 Senior CLASS AWARD Meghan King (Top 10 Finalist) NFCA All-Americans Sydney Sherrill (First Team), Meghan King (Second Team) Academic All-Region Meghan King (First Team) ACC Player of the Week Zoe Casas (Feb 19), Cali Harrod (Feb 26), Carsyn Gordon (March 26), Anna Shelnett (May 6) ACC Pitcher of the Week Meghan King (Feb 12, Feb 26, March 19, March 26, April 2, April 30) NFCA National Player of the Week Cali Harrod (Feb 26) USA Softball National Player of the Week Zoe Casas (Feb 19) All-ACC Academic Team Kathryn Sandercock, Anna Shelnett, Carsyn Gordon, Cassidy Davis, Dani Morgan</p>
2013	<p>2017 Senior CLASS Award Alex Powers CoSIDA Academic All-American Morgan Klaevemann - 3rd Team NFCA All-America First Team Jessie Warren, Jessica Burroughs NFCA All-America Second Team Morgan Klaevemann NFCA All-America Third Team Alex Powers USA Softball National Player of the Year Jessie Warren (Top 10 Finalist) Jessica Burroughs (Top 10 Finalist) NFCA National Player of the Week Jessica Burroughs (Feb. 21), Jessie Warren (April 11) ACC Player of the Week Jessie Warren (March 21, May 2), Carsyn Gordon (March 28) ACC Pitcher of the Week Jessica Burroughs (Feb. 21, March 7, March 21, March 28), Meghan King (May 2) ACC Scholar-Athlete of the Year Alex Powers All-ACC Academic Team Alex Powers, Morgan Klaevemann, Sydney Broderick, Ellie Cooper, Meghan King, Dani Morgan, Anna Shelnett ACC Postgraduate Scholarship Ellie Cooper</p>	<p>2020 Senior CLASS AWARD Kylee Hanson (Top 10 Finalist) NFCA All-Americans Jessie Warren (Second Team), Kylee Hanson (Second Team), Sydney Sherrill (Third Team) Academic All-Region</p>	<p>2021 NFCA All-Americans Kathryn Sandercock (Second Team) ACC Pitcher of the Week Kathryn Sandercock (April 13) ACC Postgraduate Scholarship Dani Morgan CoSIDA Academic All-District Dani Morgan All-ACC Academic Team Caylan Arnold, Devyn Flaherty, Dani Morgan, Kathryn Sandercock NFCA Scholar-Athlete Caylan Arnold, Cassidy Davis, Devyn Flaherty, Kiersten Landers, Elizabeth Mason, Dani Morgan, Kaley Mudge, D'Aun Riggs, Anna Shelnett Rawlings Gold Glove Sydney Sherrill (Top 10 Finalist) Senior CLASS AWARD Sydney Sherrill (Top 10 Finalist) NFCA All-Americans Kathryn Sandercock (Second Team) Sydney Sherrill (Second Team) ACC Pitcher of the Week Kathryn Sandercock (2/22, 3/1, 5/10) ACC Player of the Week Sydney Sherrill (5/10)</p>
2014	<p>2018 Senior CLASS AWARD Kylee Hanson (Top 10 Finalist) NFCA All-Americans Jessie Warren (Second Team), Kylee Hanson (Second Team), Sydney Sherrill (Third Team) Academic All-Region</p>	<p>2022 Rawlings Gold Glove Sydney Sherrill (Top 10 Finalist) Senior CLASS AWARD Sydney Sherrill (Top 10 Finalist) NFCA All-Americans Kathryn Sandercock (Second Team) Sydney Sherrill (Second Team) ACC Pitcher of the Week Kathryn Sandercock (2/22, 3/1, 5/10) ACC Player of the Week Sydney Sherrill (5/10)</p>	
2015	<p>Lacey Waldrop USA Softball National Player of the Year Lacey Waldrop (Top 25 semifinalist) NFCA All-America Third Team Lacey Waldrop NFCA All-Southeast Region Team Lacey Waldrop (First Team),</p>		

HONORS AND AWARDS

Michaela Edenfield (2/22, 4/5)

NFCA National Player of the Week

Sydney Sherrill (5/10)

Kathryn Sandercock (2/22)

All-ACC Academic Team

Mack Leonard, Devyn Flaherty, Kaley Mudge, Danielle Watson

NFCA Scholar-Athlete

Brooke Blankenship, Ali Dubois, Devyn Flaherty, Kiersten Landers, Mack Leonard, Kaley Mudge, D'Aun Riggs, Amaya Ross, Carson Saabye, Meagen Tomlinson, Danielle Watson, Emma Wilson

TEAM AWARDS

Golden Nole Award

2009 Carly Wynn
2010 Carly Wynn
2011 Ashley Stager
2012 Kirstin Austin
2013 Kelly Hensley
2014 Jessica Nori
2015 Ellie Cooper
2016 Alex Powers
2017 Ellie Cooper
2018 Morgan Klaevemann
2019 Meghan King
2020 Dani Morgan
2021 Kaley Mudge
2022 Sydney Sherrill

Golden Torch Award

2009 Kaleigh Rafter
2010 Tory Haddad
2011 Kelly Hensley
2012 Kelly Hensley
2013 Kelly Hensley
2014 Kelly Hensley
2015 Ellie Cooper
2016 Tessa Daniels
2017 Tessa Daniels
2018 Meghan King
2019 Morgan Noah
2020 Kathryn Sandercock
2021 Cassidy Davis
2022 Ali Dubois

Seminole Warrior

2009 Ashley Stager and Carly Wynn
2010 Jen Lapicki
2011 Briana Hamilton
2012 Lindsey Peppers
2013 Jessica Burroughs
2014 Lacey Waldrop
2015 Lacey Waldrop and Macey Cheatham
2016 Ellie Cooper and Alex Powers
2017 Bella D'Errico
2018 Zoe Casas and Korina Rosario
2019 Zoe Casas, Cali Harrod, Carsyn Gordon, Meghan King, Deja Bush
2021 Kaia LoPrese
2022 Sydney Sherrill

Sniper Award

2010 Morgan Bullock
2011 Robin Ahrberg
2012 Assistant Coach Travis Wilson
2013 Morgan Bullock
2014 Ryann Day
2015 Lauren Harris
2016 Lauren Harris
2017 Tessa Daniels
2018 Sabrina Stutsman
2019 Cassidy Davis
2021 Kiersten Landers

2022 Krystina Hartley

Golden Glove

2009 Kaleigh Rafter
2010 Tory Haddad
2011 Ashley Stager
2012 Briana Hamilton
2013 Maddie O'Brien
2014 Courtney Senas
2015 Morgan Klaevemann
2016 Jessie Warren
2017 Jessie Warren
2018 Jessie Warren
2019 Sydney Sherrill
2021 Anna Shelnutt
Sydney Sherrill
2022 Sydney Sherrill

ESPY Award

2009 Ashley Stager
Michelle Snyder
2010 Tiffani Brown
2011 Briana Hamilton
2012 Courtney Senas
2013 Lacey Waldrop
2014 Briana Hamilton
2015 Alex Kossoff
2016 Jessie Warren
2017 Jessie Warren
2018 Jessie Warren
2019 Dani Morgan
2021 Josie Muffley

Breakout Player of the Year

2009 Ashley Stager
2010 Shayla Jackson
2011 Jennifer Lapicki
2012 Briana Hamilton
Kirstin Austin
2013 Kelly Hensley
2014 Maddie O'Brien
2015 Ellie Cooper
2016 Alex Powers
2017 Cali Harrod
2018 Carsyn Gordon
2019 Dani Morgan
2021 Kaley Mudge
2022 Devyn Flaherty

Most Valuable Player

2009 Kaleigh Rafter
2010 Carly Wynn
2011 Sarah Hamilton
2012 Tiffani Brown
2013 Courtney Senas
Kelly Hensley
2014 Maddie O'Brien
2015 Jessie Warren
2016 Jessie Warren
2017 Jessie Warren
2018 Kylee Hanson
2019 Sydney Sherrill
2021 Sydney Sherrill
2022 Kathryn Sandercock

Chief Abiaka Athletic Training Award

2009 Robin Ahrberg
2010 Ashley Stager
2011 Maddie O'Brien
2012 Tiffani Brown
2015 Maddie O'Brien
2016 Morgan Klaevemann
2017 Jessica Burroughs
2018 Deja Bush

2021 Cassidy Davis

2022 Sydney Sherrill

Batting Title

2009 Carly Wynn (.337)
2010 Carly Wynn (.378)
2011 Jen Lapicki (.343)
2012 Shayla Jackson (.304)
2013 Morgan Bullock (.346)
2014 Maddie O'Brien (.424)
2015 Morgan Klaevemann (.393)
2016 Alex Powers (.396)
2017 Jessie Warren (.413)
2018 Jessie Warren (.404)
2019 Sydney Sherrill (.405)
2021 Sydney Sherrill (.308)
2022 Mack Leonard (.375)

Circle Award

2009 Sarah Hamilton
2010 Sarah Hamilton
2011 Sarah Hamilton
2012 Monica Perry
2013 Lacey Waldrop
2014 Lacey Waldrop
2015 Lacey Waldrop
2016 Jessica Burroughs and Meghan King
2017 Jessica Burroughs and Meghan King
2018 Kylee Hanson and Meghan King
2019 Meghan King
2021 Kathryn Sandercock
2022 Kathryn Sandercock

"Ah-Tah-Thi-Ki" Academic Excellence Award

2009 Amber Bryant and Mallory Borden
2010 Terese Gober, Carly Wynn and Ashley Stager
2011 Kelly Hensley and Monica Perry
2012 Kelly Hensley
2013 Kelly Hensley and Jessica Nori
2014 Kelly Hensley and Jessica Nori
2015 Alex Kossoff
2016 Ellie Cooper
2017 Ellie Cooper
2018 Tessa Daniels and Morgan Klaevemann
2019 Dani Morgan and Morgan Noah
2021 Cassidy Davis
2022 Ali DuBois

Rookie of the Year

2009 Shayla Jackson
2010 Tiffani Brown
2011 Celeste Gomez and Jessica Nori
2012 Maddie O'Brien and Lacey Waldrop
2013 Victoria East
2014 Jessica Burroughs
2015 Jessie Warren
2016 Zoe Casas and Meghan King
2017 Dani Morgan
2018 Sydney Sherrill
2019 Makinzy Herzog
2021 Kalei Harding
2022 Michaela Edenfield

Offensive Player of the Year

2015 Jessie Warren
2016 Ellie Cooper
2017 Jessie Warren
2018 Sydney Sherrill
2019 Cali Harrod
2021 Sydney Sherrill
2022 Sydney Sherrill

Femina Perfecta Award

2009 Ashley Stager
2010 Robin Ahrberg



HONORS AND AWARDS

2011 Morgan Bullock
2012 Monica Perry
2013 Lindsey Peppers
2014 Bella D'Errico
2015 Ellie Cooper
2016 Tessa Daniels
2017 Morgan Klaevemann
2018 Cali Harrod
2019 Dani Morgan
2020 Dani Morgan

Great Spirit Award Wakatanka

2017 Bella D'Errico
2018 Abby Evans
2019 Meghan King
2021 Dani Morgan
2022 Maegan Tomlinson

Dugout Club Member of the Year

2016 John Cross, Diane Kelley and Betty Wilder
2017 Locker Room Legacy Members
2018 Russ and Genie Morcom
2019 Scott Price
2021 Graham and Brittany Gano
2022 Paul and Mary Ann Broome

Coaches Award (Taylor Foster Award)

2009 Carly Wynn
2010 Carly Wynn
2011 Robin Ahrberg and Ashley Stager
2012 Mallory Borden and Amber Bryant
2013 Macey Cheatham
2014 Entire Team (Taylor Foster Award)
2015 Macey Cheatham
2016 Ellie Cooper
2017 Ellie Cooper
2018 Kendra Lynch
2019 Meghan King
2021 Kaley Mudge
2022 Kaley Mudge

ALL-TIME LETTERWINNERS

Rebecca Aase Courtney Adams Leslie Adams Robin Ahrberg Shannon Aiken Yuruby Alicart Kaitlin Allen Nancy Anderson Leah Armstrong Caylan Arnold Kirstin Austin Kim Averill	A 1991-94 2013 1992-93 2007-08, 10-11 1989 2006-07 2013 1981 2001 2020-21 2011-13 1989	Toney Donaldson Jennifer Drawdy Natalie Drouin	1982-83 1994 1981-82	Kiersten Landers Kelly Langston Jen Lapicki Christy Larsen Julie Larsen Robyn Larson Monica Lawfield Dianne Lawrence Cindy Lawton Gayle Lee Erika Leonard Mack Leonard Nicolette Levine Bryttani Lindheim Marla Looper Kaia LoPreste Andi Lyons	2020-21 2007-08 2010-11 1988-91 1985-88 2002-03 1984 1978 1994-95 1978 2012 2022 2012 2002-03 1993-94 2020-22 1999-00	Kathryn Sandercock Mary J.T. Sands Stacey Saunier Bailey Schinella Kelly Schnute Mary Schuehler Courtney Senas Kelly Shaw Anna Shelnett Laurie Shepard Sydney Sherrill Lena Sifen Jan Sikes Terri Silviola Tracy Simmons Penny Siqueiros Debbie Smith Loren Smith Amy Snider Michelle Snyder Sue Spangell Ashley Stager Courtney Stager Briar Stanley Lynn Steele Ronnie Stengel Brandi Stuart Sabrina Stutsman Stacie Symonds	2019-22 1980 1979-82 2012-15 1995-96 1978-79 2011-14 1982-83 2017-21 2004 1981-82 1980 1987 1989-92 1986 2012 1983-86 2006-09 1978-79 2008-11 2009 2010-11 1985-87 1978 2000-03 2017-18 1994	
Greta Bahn Dana Bailey Jill Baker Katie Baker Leslie Barton Jill Bellamy Autumn Belvivy Rock Benavides Natalie Bennett Shelley Berube Debbie Billington Kara Bilodeau Carla Bingham Michelle Bishop Brooke Blankenship Mallory Borden Staci Brandon Wendy Braye Carly Brieske Katie Bright Becky Brock Sydney Broderick Serita Brooks Jennifer Brown Tiffani Brown Amber Bryant Colleen Buckley Whitney Buckmon Morgan Bullock Jodie Bullock Jessica Burroughs Deja Bush Jennifer Butler Susan Buttery	B 1984-86 1996-99 1981-82 2015 1990-93 1986-88 2022 2018-19 2000-01 1984 1978-79 2019-20 1982-83 1995 2022 2009-10, 12 2000-01 1994-97 2003-06 2022 1999-02 2016-17 2000-01 1998 2010-14 2009, 11-12 1978-79 2005-08 2010-13 1990 2014-17 2017-19 1995 1990-93	Leslie Farris Heather Feltmann Stephanie Ferlita Carolyn Fiero Kelly Flaczinski Devyn Flaherty Katie Fricke Kristy Fuentes	F 2017-20 1993-95 1995-96 1986-87 1988-91 2020-22 2004-05 1994-97	Leslie Malerich Pat Mangan Monique Marier Diane Maroe Sandy Martinez Elizabeth Mason Meggan Matson Melissa May Kristie McConn Tiffany McDonald Jesse McGregor Megan McReynolds Monica Monte Lora Migliaccio Shannan Mitchem Kelly Miller Leslie Miller LaTanya Mitchell Misty Molin Amanda Moore Evelyn Morgado Bonnie Morgan Dani Morgan Kaley Mudge Josie Muffley Lauren Mullins Marie Mygonik	M 1999-02 1980-81 2001-02 1979 1988-89 2018-21 1997 2006-08 2008-11 2005-08 1996-99 2016 2007-10 1988-91 1989-92 1998-00 1984 1999-00 1995-98 2007 2012 1978 2017-21 2020-22 2020-22 2010 1978	Windy Taff Tammi Terrell Cynthia Thomas Robin Thomas Laurie Tiedt Julie Tiggis Kelly Tillman Maegan Tomlinson Dale Townsend Rose Trezza Linda Tyrrell	T 1996-97 1983 1972-73 1983 1984-87 2003-04 1981-84 2019-22 2010-11 1978 1980-82	
Myssi Calkins Kimmy Carter Zoe Casas Charlotte Cates Christy Cerecedes Macey Cheatham Rosalind Chou Sharon Coats Shandra Colzie Shundra Colzie Allison Collins Jan Collins Kayla Collins Teresa Collins Heather Conway Dina Cooper Ellie Cooper Suzanne Cooper Savanna Copeland Shawnda Corbin Cheryl Cordes Darby Cottle Danielle Cox Skyla Cox Bonnie Craig Lori Crouse Bianca Cruz Chloe Culp	C 1994-97 1999-02 2016-19 1981 1998-99 2013-16 1996-97 1979-80 2002-03 2002-03 2008-10 1978 2006-07 1983-84 1992-93 1983-84 2014-17 1987 2018 1988 1978 1980-82 1998-99 2001-02 1978-79 1986-89 2020 2020, 2022	Tory Haddad Lisa Hall Briana Hamilton Sarah Hamilton Kylee Hanson Roxanne Hantelmann Kalei Harding Trisha Hardy LeAnn Harrell Krystina Hartley Barb Harris Lauren Harris Amy Harrison Becky Harrison Cali Harrod Stephanie Hartness Rylan Harvey Corey Hendrickson Kelly Hensley Makinzy Herzog Jackie Hirschfeld B.J. Hodges Cula Hodges Kim Hoffer Erika Hoffner Laurie Holler Kristy Hull Casey Hunter	H 2010 1998 2011-14 2008-11 2018 1986 2021-22 1978 1982-84 2022 1978 2014-17 2004-05 1988-91 2016-19 2013-14 2015 2014 2011-14 2019 1998-02 1990-91 1980 2004-06 2012-13 1985-86 1995-98 2002-05	Heidi Nelson Morgan Noah Jessica Nori Cathy Norton	N 1984 2019-20 2011-14 1978-80	Hallie Wacaser Beth Wade Lacey Waldrop Becky Wallace Jessie Warren Danielle Watson Lita Weingart Windy Weltz Jennifer White-Cody Corrie Williams Felicia Williams Sandie Williams Debbie Willis Robin Willy Emma Wilson Shamalene Wilson Vicki Wilson Melissa Wood Tina Wood Veronica Wootson Carly Wynn	V 2001-04 2009-11 2001-04 1997-99 1999	W 2022 2001-04 2012-15 1997-00 2015-18 2021-22 1980 1994-97 1998-01 1996-99 1999-00 1982 1978 2021-22 1993-96 1978 2005-06 1993-94 2004-07 2007-10
Bella D'Errico Victoria Daddis Tessa Daniels Tiffany Daniels Lisa Davidson Cassidy Davis Wendy Davis LaShaun Davis Judi Davison Debbie DeJohn Jennie Dillmore Tabitha Doka	D 2014-16 2014-16 2016-18 1986-89 1991-94 2017-21 1982-84 2004-07 1985-87 1987-90 1992-93 1994	Kari Keith Madison Kennedy Jahni Kerr Morgan Klaevemann Meghan King Sarah King Charlene Koski Alex Kossoff Brittany Krbec Tina Kyler	K 1986-89 2019 2022 2015-18 2016-19 1997-98 1980 2013-16 2007 1984-85	Robin Pace Susan Painter Jasmine Palmer Lesley Palmer Savannah Parker Adrienne Pearson Lindsey Peppers Sandy Perkins Monica Perry Kim Petrovich Robyn Petrovich Tami Post Alex Powers Chris Priestster Mackenzie Puckett	P 1983-84 1981-84 2016 2003-05 2020 1994-95 2012 1979 2012-13 2006 2005-08 1996-99 2014-17 1986 2018-19	Niki Zenger (Since 1978)	Z 1995-96	
Mia Lacy Hunter LaFountain	L 2016 1989-90	Carson Saabye Layne Salvador	S 2021 1979-82	Active Players in Bold				




PRO AND INTERNATIONAL PLAYERS



Leslie Malerich



Brandi Stuart



Ellie Cooper




Jessica van der Linden



Alex Powers

Sydney Broderick



Myssi Calkins



Kaleigh Rafter




Lacey Waldrop



Jessie Warren



Jessica Burroughs



Tiffany McDonald



Veronica Wootson



Yuruby Alicart



Monica Perry

- Courtney Adams Puerto Rico National Team (2013)
- Leslie Adams Carolina Diamonds (1997-99)
- Yuruby Alicart Venezuelan National Team (2000-18), 2008 Beijing Olympics Participant
- Caylan Arnold AUX (2022)
- Jessica Burroughs USSSA Pride (2017-19), No. 1 Overall Pick in 2017 NPF Draft, Athletes Unlimited (2020-21)
- Sydney Broderick USSSA Pride (2017)
- Myssi Calkins Georgia Pride (1999)
- Ellie Cooper New Zealand National Team (2012-18), NZ Team Captain (2016-18), Junior World Championships (2011-15)
- Renee Espinoza Georgia Pride (1997)
- Kristy Fuentes Georgia Pride (1998)
- Tatiana George Harlem Diamonds (2005)
- Terese Gober Mannheim Tornados (2010)
- Carsyn Gordon Puerto Rico National Team (2016-19)
- Briana Hamilton PA Rebellion (2014-15), Akron Racers (2015)
- Kylee Hanson ScrapYard Dawgs (2018-19)
- Casey Hunter Connecticut Brackettes (2006)
- Meghan King Puerto Rico National Team (2015-19)
- Leslie Malerich Connecticut Brackettes (2005-06), Italian National Team
- Tiffany McDonald British National Team (2006), Coach for Dutch National Team
- Shannon Mitchem Silver Bullets (1993-98)
- Maddie O'Brien PA Rebellion (2015)
- Monica Perry Hotel Ambassador cc Terrasvogels (2013), South Australian Starz (2015-18)
- Alex Powers USSSA Pride (2017-19)
- Kaleigh Rafter Canadian National Team (2007-18), 2008 Olympics Participant, WMLS International Japan (2013-14), 2015 Pan Am Games Gold Medalist
- Korina Rosario Puerto Rico National Team (2015-18)
- Kathryn Sandercock USA Junior National Team (2017-19), USA National Team (2022)
- Courtney Senas PA Rebellion (2015-16)
- Laurie Shephard Silver Bullets (1995-98)
- Sydney Sherrill USA Junior National Team (2017-18) Athletes Unlimited (2022)
- Brandi Stuart Akron Racers (2004)
- Sabrina Stutsman Puerto Rico National Team (2015-17)
- Jessica van der Linden Arizona Heat (2004), Puerto Rico National Team
- Elisa Vasquez Houston (2004)
- Lacey Waldrop Chicago Bandits (2015-18)
- Jessie Warren (2019 Rawlings Golden Glove Winner) USSSA Pride (2018-19), Athletes Unlimited (2020-22)
- Danielle Watson Athletes Unlimited (2022)
- Shamalene Wilson Georgia Pride (1997)
- Veronica Wootson Akron Racers (2007-08)
- Carly Wynn Tennessee Diamonds (2010)

1981 & 1982 NATIONAL CHAMPIONS

Before the games were televised on ESPN and before there were professional leagues, the main goal of collegiate softball was to go out, give your best and try to win, but mainly the student-athletes were there because they loved the game and they wanted to have fun. For two years in the early 1980's, the Florida State softball team not only had fun, but also dominated its competition and brought home a pair of national championships.

There was plenty of reason for optimism going into the 1981 season after FSU won 13 of its last 15 games the year before and was one game away from advancing to the AIAW National Tournament. Countering the momentum from 1980 was the inexperience of the 1981 roster which featured only six returnees but a host of talented newcomers.

"It was a lot of fun," former head coach Dr. JoAnne Graf said. "They had known each other from summer league ball so I think there was a lot of respect right away. Anytime you win it's a whole lot of fun. That team was in every game, they won, obviously, most of them, but it's always fun to coach people who win and they worked hard. They just had that confidence, that air that they were going to have to lose the game; no one was going to beat them."

Any concerns about the 1981 season were quickly erased as the Seminoles ran out to a 19-2 start with a trio of tournament titles. The only hiccup during the year came at the South Florida Invitational as FSU lost three of four but that also served as a wake up call as the Seminoles won 16-straight games to push their record to 38-5.

Just when the Seminoles had everything going in their favor, another bump in the road came. Winners of its last 16 games, FSU dropped a pair of games to East Carolina to finish second at the North Carolina State Invitational. But just like the losses at South Florida, the setback refocused the Seminoles when they needed it the most.

Few would have guessed that the 5-2 loss to the Pirates would be the Seminoles' last of the season. FSU took four-straight heading into the FAIAW State Tournament where it breezed to the state title with four more wins to match the most wins in school history. Up next was the AIAW Region III Tournament where the Seminoles took the next step, sweeping four more games to advance to the National Tournament.

Proving its versatility, FSU won every way possible, outscoring Western Carolina 13-9 in the first game before winning a defensive triumph 4-3 over North Carolina State. FSU disposed of the Pirates 12-3 then beat North Carolina 4-1 to capture the school's first national championship in women's athletics.

Postseason accolades came in for Darby Cottle as the shortstop collected All-America honors after hitting .428. Joining her on the All-America squad was second baseman Jan Sikes as she hit .477.

"Those teams were so full of life, heart, we had great camaraderie," former player Susan Painter said. "It started at the top with JoAnne. We had a great group of players, but she was the main component. She kept us on top and kept fighting for us and for the title. Every great team has a fit and that one certainly did. It was quite a group. We still keep in touch, but I miss that."

The pieces were in place for another run in 1982 and the Seminoles wasted no time as they won their first 12 games, highlighted by the title at the Florida Invitational - including eight shutouts. Ironically the "low point" of the season came at the Lady Seminole Invitational where FSU lost three in a row.

But just like they had done the previous year, the Seminoles bounced back to win 10-straight, including titles at the Friendly City and South Florida Invitationals. Twice during the middle half of the season the Seminoles scored 30 runs or more, including a 39-5 drubbing of Georgia Southern.

Despite all of FSU's success that year - the Seminoles won four of six regular season tournaments - there was one team it could not get past: rival Florida. Of the 10 losses that season, six came to the Gators, including back-to-back losses at the Montgomery Invitational where FSU finished second.



Similar to 1981, the losses refocused the Seminoles as they won their next 12 going into the FAIAW tournament. UF got the Tribe again 2-1 in the third game, but the Seminoles won a pair to claim the state title. Florida State had relatively little trouble in the regional tournament, only dropping a 2-1 decision to South Florida before beating the Bulls for the trophy.

The stage was set for a repeat and the Seminoles were on a mission having won 21 of their last 23 games. The first three games were a breeze as FSU outscored its opponents 46-6 with wins over Georgia Southern, South Florida and UNC-Charlotte. All that stood between FSU and its second national championships were the Florida Gators.

While Florida State held an 8-6 lead in the season series, Florida was the only team that had been close to FSU over the last five years and handed the Seminoles their worst loss in school history at the time, a 14-0 defeat during the middle of the season. With the championship on the line the Seminoles were at their best and they prevailed 9-4 to claim their second-straight national championship.

The accolades poured in for the Seminoles again, headed by Cottle who was named the Broderick Award winner as the AIAW Player of the Year. She was joined on the All-America squad by Natalie Drouin, Painter, Toni Robinette and Sikes.

"We were like a big family, I don't even remember anyone not getting along," Drouin said. "We had two great teams and I don't know which one was better. They were pretty equal. At the time none of us really knew what we had accomplished, we just wanted to do our best and have fun, but afterwards it was thrilling."

The Seminoles won 110 games those two years with a 54-7 record in 1981 and a 56-10 mark the year after. Florida State was an offensive juggernaut those two seasons, scoring an average of 9.2 runs per game. What might be even more impressive was the Seminoles' pitching and defense. Behind Painter, the team's lone pitcher, FSU gave up only 2.7 runs per game, a number that is unfathomable in slow pitch.

"I remember a lot of team unity and enthusiasm," Cottle said. "We were a group of winners, that's for sure, and we were a team that was willing to do whatever it took to get to the top. I'm just proud to have been part of the teams that started a tradition of winning."

While the AIAW was disbanded one year later and FSU went to NCAA competition in 1984, the players on those teams were the founders of a legacy that continues today.



DR. JOANNE GRAF

Dr. JoAnne Graf spent 30 successful seasons at the helm of the Florida State softball program. With 1,437 victories under her belt, Graf retired on June 15, 2008, with more wins than any other head coach in collegiate softball.

The first collegiate softball coach to earn 1,400 victories, Graf's numerous achievements with Florida State softball include AIAW slowpitch national championships in 1981 and 1982, seven trips to the Women's College World Series, with the first coming in 1986 (just four years after FSU went to NCAA fastpitch softball), 21 NCAA Regional appearances and 10 Atlantic Coast Conference titles.

On April 2, 2005, then-Florida State University President Dr. T.K. Wetherell officially renamed the softball stadium "JoAnne Graf Field at the Seminole Softball Complex," making her



among only two active softball coaches with fields named after them. On September 13, 2013, Graf was inducted into the Florida State Athletics Hall of Fame

One of the most prolific coaches in collegiate softball, Graf concluded her career having won 75 percent of her games (1,437-478-6), including a 1,218-425-6 (.740) mark in NCAA Division I play. Her NCAA career win total is currently 11th all-time. Florida State averaged 50.75 wins per year under her guidance since beginning NCAA play ranked No. 1 during that span.

Graf is a 1975 graduate of Florida State. In 1992, she earned her doctorate degree in athletic administration at FSU, and taught at her alma mater until her retirement in 2013.

In 2019, FSU Softball began naming its first home tournament every season the "JoAnne Graf Classic" to honor the amazing person, teacher and coach that helped set the foundation that has helped the Seminoles be one of the best programs in the nation.



The JoAnne Graf File

- 1,437 All-Time Victories at Florida State
- Six-Time ACC Coach of the Year
- 21 NCAA Tournament Appearances
- Seven Women's College World Series Appearances
- 74 All-ACC Selections

- Back-to-Back AIAW National Championships (1981 & 1982)
- 10 Atlantic Coast Conference Titles
- 45 NCAA Tournament Victories
- 34 All-America Awards

NCAA RECORDS

INDIVIDUAL LEADERS

SINGLE-GAME RECORDS

CONSECUTIVE PLATE APPEARANCES, REACHING BASE

18 Maddie O'Brien, April 16-20, 2014 (2nd)

INTENTIONAL BASES ON BALLS

4 Maddie O'Brien vs. Pitt, April 16, 2014 (T-1st)

CONSECUTIVE VICTORIES

50 Rebecca Aase, Feb. 25, 1991-April 24, 1993 (2nd)

CONSECUTIVE BASES ON BALLS

8 Maddie O'Brien, April 19-20, 2014 (T-6th)

7 Maddie O'Brien, April 1-3, 2015 (T-8th)

5 Alex Powers, May 7-8, 2015 (T-16th)

STOLEN BASES

5 Serita Brooks vs. Bethune-Cookman May 17, 2001 (T-6th)

CONSECUTIVE STOLEN BASES

54 Serita Brooks, Feb. 9-May 19, 2001 (T-12th)

CONSECUTIVE HOME RUNS

4 vs. USF, May 18, 2019 - fifth inning (T-1st)

HOME RUNS, INNING

4 vs. USF, May 18, 2019 - fifth inning (T-9th)

CONSECUTIVE GAMES HITTING STREAK

28 Natasha Jacob, April 4, 2005-Feb. 14, 2006 (T-18th)

SEASON RECORDS

GRAND SLAMS

Player	Year	Cl.	G	GS
Carsyn Gordon	2016	Fr.	59	3

RUNS BATTED IN

Player	Year	Cl.	G	RBI
Maddie O'Brien	2014	Jr.	64	83 (T-19th)

STOLEN BASES

Player	Year	Cl.	G	SB
Danielle Cox	1999	Sr.	66	73 (T-2nd)
Shamalene Wilson	1996	Sr.	72	69 (T-6th)
Myssi Calkins	1997	Sr.	65	61 (T-10th)

BASES ON BALLS

Player	Year	Cl.	G	RBI
Maddie O'Brien	2015	Sr.	63	73 (T-11th)

HOME RUNS

Player	Year	Cl.	G	RBI
Maddie O'Brien	2014	Jr.	64	24 (T-24th)

GAMES

Player	Year	G
Leslie Malerich	2000	58 (T-18th)

WINNING PERCENTAGE

Player	Year	Cl.	W	L	Pct.
Rebecca Aase	1992	So.	28	0	1.000 (T-1st)

EARNED-RUN AVERAGE

Player	E.R.A.	Years
Shelly Berube	0.22	1984 (T-16th)

NO HITTERS

Player	Years
Julie Larsen	1986 (T-7th)

ASSISTS

Player	Year	Cl.	G	Assists
Cindy Lawton	1995	Sr.	73	189 (T-22nd)

CAREER RECORDS

PERFECT GAMES

No.	Player	Years
6	Julie Larsen	1985-88 (T-2nd)

GAMES PLAYED

No.	Player	Years
-----	--------	-------

295	Jessica van der Linden	2001-04 (3rd)
290	Brandi Stuart	2000-03 (T-7th)
281	Kristi Hull	1995-98 (19th)

AT BATS

No.	Player	Years
875	Veronica Wootsen	2004-07 (T-15th)

STOLEN BASES

No.	Player	Years
185	Myssi Calkins	1994-97 (7th)
162	Brandi Stuart	2000-03 (T-12th)
161	Shamalene Wilson	1993-96 (T-14th)

TRIPLES

No.	Player	Years
30	Shamalene Wilson	1993-96 (12th)

NO HITTERS

No.	Player	Years
12	Julie Larsen	1985-88 (T-12th)

ASSISTS

No.	Player	Years
591	Tami Post	1996-99 (13th)

STOLEN-BASE PERCENTAGE (min. 50 attempts)

No.	Player	Years
0.942	Morgan Bullock (49-of-52)	2010-13 (T-16th)
0.931	Shamalene Wilson (161-of-173)	1993-96 (26th)

BASES ON BALLS

No.	Player	Years
198	Maddie O'Brien	2012-15 (12th)

EARNED-RUN AVERAGE

No.	Player	Years
0.47	Toni Gutierrez	1990-93 (T-19th)

STRIKEOUT RATIO (K PER 7 IP)

No.	Player	Years
9.98	Sarah Hamilton (1,005 K in 704.1 IP)	2008-11 (T-25th)

ANNUAL NCAA INDIVIDUAL LEADERS

HOME RUNS

Year	Player	Cl.	G	No.	Avg.
1987	Tiffany Daniels	So.	64	10	0.16

DOUBLES

Year	Player	Cl.	G	No.	Avg.
2018	Sydney Sherrill	Fr.	70	29	0.41

RUNS BATTED IN

Year	Player	Cl.	G	No.	Avg.
2014	Maddie O'Brien	Jr.	64	83	1.30

STOLEN BASES PER GAME

Year	Player	Cl.	G	SB	SBA	Avg.
1999	Danielle Cox	Sr.	66	73	82	1.11

STOLEN BASES

Year	Player	Cl.	G	SB
1996	Shamalene Wilson	Sr.	72	69
1999	Danielle Cox	Sr.	66	73

STRIKEOUT RATIO (Strikeouts per seven innings)

Year	Player	Cl.	G	IP	SO	Avg.
1984	Tina Kyler	Jr.	20	135.1	224	11.6
1985	Julie Larsen	Fr.	21	122.0	175	10.0

TOTAL BASES

Year	Player	Cl.	G	H	AB	TB	Avg.
2014	Maddie O'Brien	Jr.	64	73	172	162	.942
2014	Jessica Warren	Jr.	64	74	179	165	.922

BASES ON BALLS


Year	Player	Cl.	G	No.	Avg.
2015	Maddie O'Brien	Sr.	63	73	1.16

VICTORIES

Year	Player	Cl.	G	IP	W	L	Pct.
2014	Lacey Waldrop	Jr.	48	266.1	38	7	.844



NCAA RECORDS



Toni Gutierrez

TEAM RECORDS

PITCHING

CONSECUTIVE SCORELESS INNINGS

124 Florida State, February 20-March 19, 1993

STRIKEOUTS IN A GAME

28 Florida State vs. Southern Miss., March 10, 1984 (16 inn)

TEAM LEADERS

SINGLE-GAME RECORDS

LONGEST GAME

Inn.	Team (Score), Opponent (Score)	Date
15	Florida State (1), Southern Miss. (0)	March 10, 1984 (T-27th)

LONGEST WINNING STREAK

No.	Team	Dates
32	Florida State	March 4-26, 1985 (T-11th)
27	Florida State	March 22-May 15, 2003 (T-25th)

HOME RUNS IN AN INNING

No.	Team	Dates
4	Florida State	May 18, 2019 (T-6th)

CONSECUTIVE HOME RUNS

No.	Team	Dates
4	Florida State	May 19, 2019 (T-1st)

SEASON RECORDS

BATTING - HITS

Team	Year	G	Hits
Florida State	1995	73	628 (20th)

BATTING - HOME RUNS

Team	Year	G	Home Runs
Florida State	2019	65	105 (T-16th)

BATTING - TOTAL BASES

Team	Year	G	Bases
Florida State	2019	65	1,006 (17th)

PITCHING - EARNED RUN AVERAGE

Team	Year	W-L-T	IP	R	ER	ERA
Florida State	1984	40-5-2	341.0	30	18	0.37 (T-14th)

PITCHING - SHUTOUTS

Team	Year	SHO
Florida State	1992	40 (T-12th)

MISCELLANEOUS - VICTORIES

Team	Year	W	L	T	Pct.
Florida State	1992	63	9	0	.875 (T-14th)

ANNUAL TEAM CHAMPIONS

HITS

Year	Team	G	W	L	T	AB	Hits	Avg.
1992	Florida State	72	63	9	0	1,842	580	.315

DOUBLES

Year	Team	G	W	L	T	2B	Avg.
2018	Florida State	70	58	12	0	115	1.64

TRIPLES

Year	Team	G	W	L	T	3B	Avg.
2017	Florida State	64	55	8	1	24	0.38

RUNS

Year	Team	G	W	L	T	R	Avg.
1992	Florida State	72	63	9	0	364	5.06

HOME RUNS PER GAME

Year	Team	G	W	L	T	HR	Avg.
1989	Florida State	53	39	14	0	17	0.32

STOLEN BASES

Year	Team	G	W	L	T	SB	SBA	Avg.
1996	Florida State	72	51	21	0	160	171	2.22

TOTAL BASES

Year	Team	G	W	L	T	AB	TB	Pct.
1992	Florida State	72	63	9	0	1,842	766	.416
2018	Florida State	70	58	12	0	1,798	904	.502

EARNED RUN AVERAGE

Year	Team	G	W	L	T	IP	R	ER	ERA
2001	Florida State	70	58	12	0	474.3	75	48	0.71
2004	Florida State	74	62	12	0	498.3	76	44	0.62

DIVISION I SOFTBALL COACHING RECORDS

WINNINGEST COACHES ALL-TIME

BY VICTORIES

(Minimum 10 years as a Division I head coach; includes spring varsity fast-pitch record at four-year colleges only.)

Ranking, Coach, Team	Yrs.	Won	Lost	Tied	Pct.
11. JoAnne Graf (Florida St. 1984-2008)	25	1,186	425	6	.735

BY PERCENTAGE

(Minimum 10 years as a Division I head coach; includes spring varsity fast-pitch record at four-year colleges only.)

Ranking, Coach, Team	Yrs.	Won	Lost	Tied	Pct.
17. JoAnne Graf (Florida St. 1984-2008)	25	1,186	425	6	.735



JoAnne Graf

TEAM AND INDIVIDUAL RECORDS

TEAM SEASON RECORDS

Victories		
Most in a Season	63	1992 (63-9)
Streaks		
All-time winning streaks	32	Mar. 4-26, 1985
	129	Feb 23-April 9, 2017
	27	Mar. 22-May 11, 2003
	*25	Feb. 9-Mar. 18, 1992
	24	Mar 3-April 9, 2017
	22	Feb. 20-Apr. 3, 2016
	*22	Feb. 8-Mar. 4, 2019
	*21	Feb. 13-Mar. 19, 1993
	20	March 3-April 6, 2018
	20	Mar. 21-Apr. 9, 1991
	*19	Feb.11-Mar.5, 2022
	18	Mar. 13-Mar. 28, 1998
	18	Apr. 11-May 16, 1992
	18	Mar. 10-23, 1986
	17	Mar. 12-Apr. 6, 2014
	17	Feb. 7-Mar. 1, 2014
	17	^1984

! - unbeaten streak (28-0-1); * - streak started the season; ^ - dates unknown

Longest Losing Streak	8	March 4-11, 2000
Highest Winning Pct. in Season	.885	2022 (54-7)

Shutouts		
Fewest Times Shutout in Season	2	2022 (63 games), 2016 (65 games), 1997 (65 games), 2014 (64 games), 2010 (62 games), 1995 (61 games)

Most Times Shutout in Season	10	1994
Most Recorded in Season	40	1992

Shutout Streaks		
Without Being Shutout	49	April 25, 2015 - April 13, 2016
Most Consecutive	17	1993
Consecutive Scoreless Innings Pitched	124.2	1993

HITTING

Runs		
Most in Game	22	vs. Detroit Mercy, 2020
Most Allowed in Game	17	vs. Michigan, 2014
Largest Winning Margin	20	vs. B-CU, 2013
Largest Losing Margin	14	vs. Michigan, 2014
Most in Season	459	2016
Most Allowed in a Season	256	2006

Hits		
Most in Season	628	1995
Most Allowed in Season	442	1998

Doubles		
Most in Season	115	2018
Most Allowed in Season	69	2006, 1998

Triples		
Most in Season	33	1994
Most Allowed in Season	23	1994

Home Runs		
Most in Season	105	2019
Most Allowed in Season	47	2006

Runs Batted In		
Most in Season	423	2019
Most Allowed in a Season	232	2006

Batting Average		
Highest in Season	.330	2019
Highest Allowed in Season	.246	2011

Walks		
Most in Season	318	2014
Most Allowed in Season	229	2005

Stolen Bases		
Most in Season	160	1996
Most Allowed in Season	63	2002, 2007

FIELDING

Putouts		
Most in Season	1,604	2000

Assists		
Most in Season	804	2000

Errors		
Most in Season	108	2006

Most by Opponents in Season	155	1995
Fielding Percentage		
Highest in Season	.982	2022

PITCHING

Pitching Appearances		
Most in Season	78	2000
Innings Pitched		
Most in Season	534.2	2000
No Hitters		
Most in Season	8	1986
Earned Run Average		
Lowest in Season	0.37	1984 (18 ER-339.2 IP)
Highest in Season	2.71	2006 (192 ER-496.1 IP)

INDIVIDUAL SEASON RECORDS

BATTING

Most Games Played:	78, Kimmy Carter, 2000
	Brandi Stuart, 2000
	Serita Brooks, 2000
	Natalie Bennett, 2000
At Bats:	252, Natasha Jacob, 2006
Runs:	72, Shamalene Wilson, 1996
Hits:	99, Serita Brooks, 2000
Doubles:	29, Sydney Sherrill, 2018
Triples:	11, Tiffany Daniels, 1987
	11, Shamalene Wilson, 1995
Home Runs:	24, Maddie O'Brien, 2014
RBI's:	83, Maddie O'Brien, 2014
Walks:	73, Maddie O'Brien, 2015
Strikeouts:	55, LaShaun Davis, 2005
Batting Average:	.432, Danielle Cox, 1999
Stolen Bases:	73, Danielle Cox (73-of-82), 1999
Sacrifices:	25, Shannon Mitchem, 1992

FIELDING

Putouts:	498, Becky Wallace, 2000
Assists:	189, Cindy Lawton, 1995
Errors:	34, Jesse McGregor, 1996
Fielding Pct.:	1.000, Julie Rice (320 chances), 1990
	Morgan Klaevemann (65 outfield chances), 2015
	Anna Shelnutt (385 chances), 2021
	Kaley Mudge (88 outfield chances), 2022

PITCHING

Appearances:	58, Leslie Malerich, 2000
Games Started:	42, Lacey Waldrop, 2014
	Tiffany McDonald, 2006
	Leslie Malerich, 2002
Innings Pitched:	329.1, Tiffany McDonald, 2006
Wins:	38, Lacey Waldrop, 2014
Losses:	19, Tiffany McDonald, 2006
	Sarah Hamilton, 2011
No Hitters:	4, Christy Larsen, 1990
Runs (Most):	148, Tiffany McDonald, 2006
Runs (Least):	10, Julie Larsen, 1985
	Shelley Berube, 1984
	Rebecca Aase, 1994

Earned Runs (Most):	107, Tiffany McDonald, 2006
Earned Runs (Least):	1, Toni Gutierrez, (50.0 innings), 1990
Hits (Most):	250, Tiffany McDonald, (in 329.1 innings), 2006
Walks (Most):	126, Casey Hunter, 2005
Walks (Least):	10, Toni Gutierrez, 1990
Strikeouts:	387, Jessica van der Linden, 2004
Hit Batsmen:	28, Tiffany McDonald, 2006
Earned Run Average:	0.14, Toni Gutierrez, (50.0 innings), 1990
Most Doubles Allowed:	40, Tiffany McDonald, 2006
Most Triples Allowed:	11, Rebecca Aase, 1994
Most Home Runs Allowed:	32, Tiffany McDonald, 2006
Most Consecutive Victories:	50, Rebecca Aase, Feb. 15, 1991 - April 24, 1993

Best Win Percentage:	1.000, Rebecca Aase, (28-0), 1992
Combined Strikeouts by Starting Pitchers:	25
	Jessica Burroughs (4) vs. Kelly Barnhill (21), May 3, 2017



ALL-TIME TOP 10

BATTING RECORDS

GAMES

1. Sydney Sherrill	283	2018-22
2. Kristy Hull	281	1995-98
3. Brandi Stuart	280	2000-03
4. Jessica van der Linden	275	2001-04
5. Tami Post	273	1996-99
Veronica Wootson	273	2004-07
7. Kimmy Carter	272	1999-02
8. Myssi Calkins	271	1994-97
9. Jesse McGregor	267	1996-99
10. Dani Morgan	266	2017-21

BATTING AVERAGE

1. Jessie Warren	.391	2015-18
2. Shamalene Wilson	.366	1993-96
Danielle Cox	.366	1998-99
4. Morgan Klavemann	.361	2015-18
Jessica van der Linden	.361	2001-04
6. Brandi Stuart	.357	2000-03
7. Tiffany Daniels	.357	1986-89
8. Carly Wynn	.355	2007-10
9. Cindy Lawton	.354	1994-95
10. Sydney Sherrill	.352	2018-22

RUNS

1. Jessie Warren	229	2015-18
2. Sydney Sherrill	225	2018-22
3. Shamalene Wilson	223	1993-96
4. Cali Harrod	211	2016-19
5. Tiffani Brown	207	2010-14
6. Carsyn Gordon	199	2016-19
Veronica Wootson	199	2004-07
8. Morgan Klavemann	193	2015-18
9. Brandi Stuart	192	2000-03
10. Courtney Senas	180	2011-14

HITS

1. Shamalene Wilson	310	1993-96
2. Jessie Warren	288	2015-18
3. Brandi Stuart	287	2000-03
4. Tiffani Brown	285	2010-14
5. Veronica Wootson	282	2004-07
6. Sydney Sherrill	281	2018-22
7. Jessica van der Linden	277	2001-04
8. Kristy Hull	275	1995-98
9. Natasha Jacob	271	2003-06
10. Myssi Calkins	253	1994-97

DOUBLES

1. Sydney Sherrill	82	2018-22
2. Jessie Warren	51	2015-18
Alex Powers	51	2014-17
4. Jessica van der Linden	50	2001-04
5. Carly Wynn	45	2007-10
6. Cali Harrod	41	2016-19
Maddie O'Brien	41	2012-15
Veronica Wootson	41	2004-07
9. Victoria East	39	2013-16
Brandi Stuart	39	2000-03

TRIPLES

1. Shamalene Wilson	30	1993-96
2. Tiffani Brown	22	2010-14
Veronica Wootson	22	2004-07
4. Tiffany Daniels	21	1986-89
5. Lisa Davidson	19	1991-94
6. Kimmy Carter	18	1999-02
7. Jessica van der Linden	17	2001-04
Brandi Stuart	17	2000-03
9. Leslie Barton	16	1990-93
Susan Buttery	16	

HOME RUNS

1. Jessie Warren	83	2015-18
2. Maddie O'Brien	55	2012-15
3. Sydney Sherrill	43	2018-22
4. Carsyn Gordon	38	2016-19
5. Courtney Senas	36	2011-14
6. Alex Powers	35	2014-17
7. Cali Harrod	34	2016-19
8. Cassidy Davis	32	2017-21
Elizabeth Mason	32	2018-21
10. Anna Shelnett	31	2017-21

RBI

1. Jessie Warren	273	2015-18
2. Maddie O'Brien	216	2012-15
3. Sydney Sherrill	209	2018-22
4. Carsyn Gordon	174	2016-19
5. Alex Powers	171	2014-17
6. Jessica van der Linden	161	2001-04
7. Courtney Senas	158	2011-14
8. Dani Morgan	157	2017-21
9. Brandi Stuart	151	2000-03
10. Elizabeth Mason	146	2018-21

STOLEN BASES

1. Myssi Calkins	185	1994-97
2. Shamalene Wilson	164	1993-96
3. Brandi Stuart	161	2000-03
4. Morgan Klavemann	126	2015-18
5. Cali Harrod	124	2016-19
6. Tiffani Brown	109	2010-14
7. Serita Brooks	97	2000-01
8. Danielle Cox	93	1998-99
9. Veronica Wootson	79	2004-07
10. Whitney Buckmon	75	2005-08

WALKS

1. Maddie O'Brien	198	2012-15
2. Sydney Sherrill	186	2018-22
3. Cali Harrod	155	2016-19
4. Carsyn Gordon	153	2016-19
5. Jessica van der Linden	144	2001-04
6. Alex Powers	133	2014-17
Brandi Stuart	133	2000-03
8. Morgan Klavemann	123	2015-18
9. Jessie Warren	121	2015-18
10. Ashley Stager	113	2008-11

SLUGGING PERCENTAGE

1. Jessie Warren	.820	2015-18
2. Maddie O'Brien	.845	2012-15
3. Yuruby Alicart	.622	2006-07
Sydney Sherrill	.622	2018-22
5. Alex Powers	.612	2014-17
6. Tiffany Daniels	.592	1986-89
7. Kaleigh Rafter	.582	2009
8. Carsyn Gordon	.558	2016-19
9. Courtney Senas	.547	2011-14
10. Carly Wynn	.543	2007-10

PITCHING RECORDS

APPEARANCES

1. Leslie Malerich	179	1999-02
2. Meghan King	173	2016-19
3. Lacey Waldrop	170	2012-15
4. Tiffany McDonald	163	2005-08
5. Jessica Burroughs	152	2014-17
6. Sarah Hamilton	149	2008-11
7. Terese Gober	141	2007-10
8. Casey Hunter	137	2002-05
9. Kathryn Sandercock	136	2019-Pr.
10. Jen White-Stokes	135	1998-01

INNINGS PITCHED

1. Leslie Malerich	988.2	1999-02
2. Tiffany McDonald	898.1	2005-08
3. Lacey Waldrop	859.2	2012-15
4. Debbie DeJohn	798.0	1987-90
5. Meghan King	791.0	2016-19
6. Casey Hunter	759.1	2002-05
7. Julie Larsen	759.0	1985-88
8. Jen White-Stokes	756.1	1998-01
9. Christy Larsen	706.1	1988-91
10. Sarah Hamilton	704.2	2008-11

WINS

1. Lacey Waldrop	109	2012-15
2. Meghan King	108	2016-19
3. Leslie Malerich	107	1999-02
4. Jessica Burroughs	92	2014-17
5. Debbie DeJohn	90	1987-90
6. Casey Hunter	85	2002-05
Julie Larsen	85	1985-88
8. Tiffany McDonald	79	2005-08
Kathryn Sandercock	79	2019-Pr.
10. Christy Larsen	77	1988-91

STRIKEOUTS

1. Sarah Hamilton	1,005	2008-11
2. Tiffany McDonald	939	2005-08
3. Lacey Waldrop	917	2012-15
4. Jessica van der Linden	899	2001-04
5. Casey Hunter	893	2002-05
6. Jessica Burroughs	845	2014-17
7. Julie Larsen	834	1985-88
8. Christy Larsen	758	1988-91
9. Leslie Malerich	751	1999-02
10. Terese Gober	692	2007-10

EARNED RUN AVERAGE

(MINIMUM 300 IP)

1. Shelley Berube	0.38	1984-85
2. Toni Gutierrez	0.47	1990-93
3. Tina Kyler	0.50	1984-85
4. Julie Larsen	0.68	1985-88
5. Debbie DeJohn	0.69	1987-90
6. Marla Looper	0.78	1993-94
7. Rebecca Aase	0.84	1991-94
8. Jessica van der Linden	0.96	2001-04
9. Christy Larsen	0.98	1988-91
10. Renee Espinoza	1.06	1995-96

SHUTOUTS

1. Toni Gutierrez	52	1990-93
2. Julie Larsen	51	1988-91
3. Leslie Malerich	47	1999-02
4. Debbie DeJohn	43	1987-90
5. Rebecca Aase	42	1991-94
6. Jessica van der Linden	39	2001-04
7. Christy Larsen	37	1988-91
8. Casey Hunter	36	2002-05
9. Renee Espinoza	29	1995-96
10. Kristy Fuentes	28	1994-97
Meghan King	28	2016-19

SAVES

1. Leslie Malerich	12	1999-02
2. Meghan King	11	2016-19
3. Jessica Burroughs	9	2014-17
Jessica Nori	9	2011-14
5. Sarah Hamilton	8	2008-11
Tiffany McDonald	8	2005-07
Kathryn Sandercock	8	2019-Pr.
8. Lacey Waldrop	7	2012-15
Casey Hunter	7	2002-05
10. Bailey Schinella	5	2012-15
Marla Looper	5	1993-94
Terese Gober	5	2007-10

FIELDING RECORDS

ASSISTS

1. Tami Post	591	1996-99
2. Sydney Sherrill	555	2018-22
3. Jesse McGregor	523	1996-99
4. Jessie Warren	515	2015-18
5. Michelle Snyder	491	2006-09
6. Cali Harrod	451	2016-19
7. Brandi Stuart	445	2000-03
8. Veronica Wootson	422	2004-07
9. Shannan Mitchem	418	1990-92
10. Maddie O'Brien	405	2012-15

PUTOUTS

1. Anna Shelnett	1211	2017-21
2. Wendy Braye	1209	1994-97
3. Brittany Osmon	1203	2005-08
4. Corrie Williams	1152	1996-99
5. Alex Powers	1124	2014-17
6. Beth Wade	1117	2001-04
7. Heather Feltman	1013	1993-95
8. Elisa Vasquez	1006	2001-04
9. Carsyn Gordon	923	2016-19
10. Victoria East	901	2013-16

Returning Players in BOLD

SINGLE SEASON TOP 10

BATTING RECORDS

AT BATS

1.	Natasha Jacob	252	2006
2.	Veronica Wootson	248	2004
3.	Serita Brooks	242	2000
4.	Susan Buttery	240	1991
5.	Brandi Stuart	233	2000
6.	Kristy Hull	232	1995
7.	Shamalene Wilson	229	1996
8.	Danielle Cox	227	1999
	Cindy Lawton	227	1995
10.	Whitney Buckmon	222	2006

BATTING AVERAGE

1.	Danielle Cox	.432	1999
2.	Maddie O'Brien	.424	2014
3.	Jessie Warren	.413	2017
4.	Jessica van der Linden	.412	2003
5.	Morgan Klavevemann	.410	2017
6.	Sydney Sherrill	.405	2019
7.	Jessie Warren	.404	2018
8.	Shamalene Wilson	.402	1996
9.	Jessica van der Linden	.401	2004
	Serita Brooks	.401	2000

RUNS

1.	Cali Harrod	73	2019
2.	Shamalene Wilson	72	1996
3.	Jessie Warren	71	2016
4.	Veronica Wootson	70	2004
5.	Morgan Klavevemann	69	2016
6.	Carsyn Gordon	66	2019
7.	Tiffani Brown	65	2014
	Courtney Senas	65	2014
9.	Brandi Stuart	63	2002
	Tiffany Daniels	63	1987

HITS

1.	Serita Brooks	99	2000
2.	Danielle Cox	98	1999
3.	Natasha Jacob	94	2006
4.	Shamalene Wilson	91	1996
5.	Kristy Hull	87	1995
	Cindy Lawton	87	1995
7.	Susan Buttery	84	1991
8.	Veronica Wootson	83	2004
9.	Myssi Calkins	82	1997
10.	Sydney Sherrill	81	2018
	Brandi Stuart	81	2002
	Shamalene Wilson	81	1994

DOUBLES

1.	Sydney Sherrill	29	2018
2.	Alex Powers	19	2017
	Yuruby Alicart	19	2006
4.	Sydney Sherrill	18	2019
	Carly Wynn	18	2010
6.	Maddie O'Brien	17	2014
	Yuruby Alicart	17	2007
8.	Sydney Sherrill	16	2022
	Alex Powers	16	2016
	Victoria East	16	2013
	Cindy Lawton	16	1995

TRIPLES

1.	Tiffany Daniels	11	1987
	Shamalene Wilson	11	1995
3.	Veronica Wootson	9	2006
	Susan Buttery	9	1991
	Lisa Davidson	9	1993
	Shamalene Wilson	9	1994
7.	Carly Wynn	8	2010
	Serita Brooks	8	1996
	Laurie Holler	8	1995
10.	Veronica Wootson	7	2004
	Brandi Stuart	7	2002
	Shamalene Wilson	7	1996
	Lisa Donaldson	7	1991

HOME RUNS

1.	Maddie O'Brien	24	2014
2.	Jessie Warren	23	2017
3.	Jessie Warren	21	2018
4.	Jessie Warren	20	2016
5.	Jessie Warren	19	2015
6.	Michaela Edenfield	16	2022
	Sydney Sherrill	16	2019
	Alex Powers	16	2016
9.	Kalei Harding	15	2022
	Carsyn Gordon	15	2019
	Cali Harrod	15	2019
	Courtney Senas	15	2014

RBI

1.	Maddie O'Brien	83	2014
2.	Jessie Warren	78	2016
3.	Jessie Warren	70	2018
4.	Jessie Warren	68	2017
5.	Alex Powers	63	2016
6.	Sydney Sherrill	60	2019
7.	Dani Morgan	58	2019
	Sydney Sherrill	58	2018
9.	Elizabeth Mason	57	2019
	Jessie Warren	57	2015
	Courtney Senas	57	2014

STOLEN BASES

1.	Danielle Cox	73	1999
2.	Shamalene Wilson	69	1996
3.	Myssi Calkins	61	1997
4.	Serita Brooks	55	2001
5.	Brandi Stuart	54	2002
	Myssi Calkins	54	1996
7.	Morgan Klavevemann	53	2016
8.	Myssi Calkins	44	1994
9.	Cali Harrod	43	2019
	Tiffani Brown	43	2012
	Serita Brooks	43	2000

WALKS

1.	Maddie O'Brien	73	2015
2.	Cali Harrod	57	2019
3.	Alex Powers	56	2015
	Maddie O'Brien	56	2014
5.	Carsyn Gordon	54	2018
6.	Erika Leonard	52	2012
7.	Morgan Klavevemann	51	2016
	Sydney Sherrill	51	2021
	Sydney Sherrill	51	2022
10.	Brandi Stuart	49	2002

SLUGGING PERCENTAGE

1.	Maddie O'Brien	.942	2014
2.	Jessie Warren	.922	2017
3.	Jessie Warren	.836	2018
4.	Jessie Warren	.765	2016
5.	Sydney Sherrill	.762	2019
6.	Jessie Warren	.761	2015
7.	Alex Powers	.721	2016
8.	Dani Morgan	.694	2019
9.	Sydney Sherrill	.676	2018
10.	Tiffany Daniels	.673	1987

PITCHING RECORDS

APPEARANCES

1.	Leslie Malerich	58	2000
2.	Tiffany McDonald	57	2006
3.	Leslie Malerich	55	2002
4.	Lacey Waldrop	48	2014
	Kristy Fuentes	48	1997
6.	Meghan King	47	2016
	Lacey Waldrop	47	2013
	Casey Hunter	47	2005
9.	Sarah Hamilton	45	2011
	Sarah Hamilton	45	2010

INNINGS PITCHED

1.	Tiffany McDonald	329.1	2006
2.	Leslie Malerich	323.0	2000
3.	Leslie Malerich	315.1	2002
4.	Kristy Fuentes	310.0	1997
5.	Toni Gutierrez	285.1	1992
6.	Christy Larsen	275.0	1991
7.	Casey Hunter	268.1	2005
8.	Lacey Waldrop	266.1	2014
9.	Renee Espinoza	253.0	1996
10.	Jessica van der Linden	246.1	2004

WINS

1.	Lacey Waldrop	38	2014
2.	Leslie Malerich	35	2002
	Leslie Malerich	35	2000
	Toni Gutierrez	35	1992
5.	Casey Hunter	33	2004
	Christy Larsen	33	1991
7.	Kristy Fuentes	32	1997
8.	Kathryn Sandercock	30	2022
	Meghan King	30	2019
	Kylee Hanson	30	2018
	Tiffany McDonald	30	2006
	Renee Espinoza	30	1996

STRIKEOUTS

1.	Jessica van der Linden	378	2004
2.	Casey Hunter	338	2005
3.	Sarah Hamilton	326	2010
4.	Tiffany McDonald	312	2006
5.	Sarah Hamilton	311	2009
6.	Christy Larsen	307	1991
7.	Toni Gutierrez	295	1992
8.	Sarah Hamilton	289	2011
9.	Lacey Waldrop	287	2014
10.	Casey Hunter	277	2004

EARNED RUN AVERAGE

(MINIMUM 100 INNINGS PITCHED)

1.	Julie Larsen	0.29	1985
2.	Christy Larsen	0.35	1990
3.	Julie Larsen	0.37	1986
4.	Marla Looper	0.42	1993
5.	Toni Gutierrez	0.46	1993
	Tina Kyler	0.46	1985
7.	Toni Gutierrez	0.47	1992
8.	Rebecca Aase	0.51	1993
	Debbie DeJohn	0.51	1987
10.	Debbie DeJohn	0.53	1989
	Shelly Berube	0.53	1985

SHUTOUTS

1.	Toni Gutierrez	23	1992
2.	Jessica van der Linden	20	2004
	Julie Larsen	20	1986
4.	Leslie Malerich	16	2000
	Julie Larsen	16	1987
6.	Rene Espinoza	15	1995
	Christy Larsen	15	1990
8.	Casey Hunter	14	2004
	Toni Gutierrez	14	1991
	Debbie DeJohn	14	1990
	Tina Kyler	14	1985

SAVES

1.	Leslie Malerich	5	1995
2.	Jessica Burroughs	4	2017
	Jessica Nori	4	2014
	Jessica Nori	4	2012
	Bailey Schinella	4	2012
	Tiffany McDonald	4	2006
	Marla Looper	4	1994
9.	Kathryn Sandercock	3	2022
	Meghan King	3	2019
	Meghan King	3	2018
	Meghan King	3	2017
	Jessica Burroughs	3	2015
	Sarah Hamilton	3	2010
	Tiffany McDonald	3	2007
	Casey Hunter	3	2005
	Niki Zenger	3	1995

FIELDING RECORDS

ASSISTS

1.	Cindy Lawton	189	1995
2.	Natalie Bennett	173	2000
3.	Tami Post	171	1998
4.	Shannan Mitchem	165	1992
5.	Natalie Bennett	156	2001
6.	Jesse McGregor	153	1998
7.	Jessie Warren	150	2016
8.	Veronica Wootson	149	2007
9.	Shannan Mitchem	148	1991
10.	Jessie Warren	147	2017

PUTOUTS

1.	Kaleigh Rafter	540	2009
2.	Becky Wallace	498	2000
3.	Jen Lapicki	489	2010
4.	Heather Feltmann	480	1994
5.	Heather Feltmann	463	1995
6.	Elizabeth Mason	446	2021
7.	Leslie Adams	443	1992
8.	Carsyn Gordon	431	2018
9.	Alex Powers	421	2016
10.	Victoria East	418	2013



YEARLY LEADERS

YEARLY OFFENSIVE LEADERS (SINCE 1984)

BATTING AVERAGE

Table of batting averages from 1984 to 2022, listing player names and their corresponding averages.

RUNS

Table of runs scored from 1984 to 2022, listing player names and their total runs.

HITS

Table of hits from 1984 to 2022, listing player names and their total hits.

DOUBLES

Table of doubles from 1984 to 2022, listing player names and their total doubles.

Table for the year 2022, listing Sydney Sherrill with 16 hits.

TRIPLES

Table of triples from 1984 to 2022, listing player names and their total triples.

HOME RUNS

Table of home runs from 1984 to 2022, listing player names and their total home runs.

Table for the year 2018, listing players like Jessie Warren and Sydney Sherrill with their statistics.

SLUGGING PERCENTAGE

Table of slugging percentages from 1984 to 2022, listing player names and their slugging percentages.

RUNS BATTED IN

Table of runs batted in from 1984 to 2022, listing player names and their total RBIs.

YEARLY LEADERS

2022 Kalei Harding53

STOLEN BASES

1984	Sunnie O'Neal.....	11
1985	Greta Bahn.....	15
	Barbara Gillespie.....	15
1986	Greta Bahn.....	20
1987	Tiffany Daniels.....	23
1988	Christy Larsen.....	12
1989	Tiffany Daniels.....	25
1990	Jodie Bullock.....	7
1991	Tina Getherall.....	11
1992	Leslie Barton.....	35
1993	Shamalene Wilson.....	25
1994	Myssi Calkins.....	44
1995	Shamalene Wilson.....	39
1996	Shamalene Wilson.....	69
1997	Myssi Calkins.....	61
1998	Dana Bailey.....	27
1999	Danielle Cox.....	73
2000	Serita Brooks.....	42
	Brandi Stuart.....	42
	Serita Brooks.....	55
2001	Brandi Stuart.....	54
2002	Brandi Stuart.....	36
2003	Natasha Jacob.....	18
2004	Natasha Jacob.....	14
2005	Natasha Jacob.....	25
2006	Veronica Wootson.....	35
2007	Whitney Buckmon.....	28
2008	Carly Wynn.....	21
2009	Carly Wynn.....	25
2010	Tiffani Brown.....	24
2011	Tiffani Brown.....	43
2012	Courtney Senas.....	16
2013	Tiffani Brown.....	25
2014	Morgan Klavevemann.....	20
2015	Morgan Klavevemann.....	53
2016	Morgan Klavevemann.....	36
2017	Cali Harrod.....	33
2018	Cali Harrod.....	43
2019	Landers/Flaherty.....	8
2020	Devyn Flaherty.....	19
2021	Sydney Sherrill.....	26
2022	Sydney Sherrill.....	26

WALKS

1984	Greta Bahn.....	21
1985	Greta Bahn.....	25
1986	Laurie Holler.....	24
1987	Tiffany Daniels.....	39
1988	Tiffany Daniels.....	26
1989	Tiffany Daniels.....	24
1990	Jodie Bullock.....	17
1991	Susan Buttery.....	23
1992	Leslie Barton.....	29
1993	Lisa Davidson.....	28
1994	Jen Olow.....	23
1995	Wendy Braye.....	22
1996	Kristy Hull.....	20
1997	Windy Weltz.....	30
1998	Christy Cerecedes.....	30
1999	Christy Cerecedes.....	24
	Corrie Williams.....	24
2000	Kimmy Carter.....	29
2001	Serita Brooks.....	32
2002	Brandi Stuart.....	49
2003	Jessica van der Linden.....	46
2004	Jessica van der Linden.....	42
2005	Lesley Palmer.....	23
2006	Carly Brieske.....	20
2007	Veronica Wootson.....	26
2008	Ashley Stager.....	29
2009	Carly Wynn.....	25
	Ashley Stager.....	25
2010	Carly Wynn.....	42
2011	Ashley Stager.....	24
2012	Erika Leonard.....	52
2013	Maddie O'Brien.....	38
2014	Maddie O'Brien.....	56
2015	Maddie O'Brien.....	73
2016	Morgan Klavevemann.....	51
2017	Alex Powers.....	36
2018	Carsyn Gordon.....	54
2019	Cali Harrod.....	57
2020	Sydney Sherrill.....	26
2021	Sydney Sherrill.....	51
2022	Sydney Sherrill.....	51

SACRIFICE HITS

1984	Tina Kyler.....	11
1985	Tina Kyler.....	17
1986	Karyn Palgut.....	13
1987	Lynn Steele.....	18
1988	Kari Keith.....	14
1989	Kelly Flaczinski.....	17
1990	Shannan Mitchem.....	18
1991	Kelly Flaczinski.....	15
	Tina Getherall.....	15
1992	Shannan Mitchem.....	25
1993	Shamalene Wilson.....	17
1994	Myssi Calkins.....	21
1995	Windy Weltz.....	16
1996	Kristy Hull.....	18
1997	Windy Weltz.....	25
1998	Kristy Hull.....	21
1999	Jesse McGregor.....	23
2000	Natalie Bennett.....	21
2001	Kimmy Carter.....	19
2002	Kimmy Carter.....	15
2003	Tatiana George.....	24
2004	Natasha Jacob.....	18
2005	Kim Hoffer.....	16
2006	Whitney Buckmon.....	18
2007	Robin Ahrberg.....	14
2008	Whitney Buckmon.....	8
2009	Monica Montez.....	8
	Shayla Jackson.....	8
2010	Ashley Stager.....	6
2011	Morgan Bullock.....	4
	Courtney Senas.....	4
2012	Morgan Bullock.....	4
2013	Morgan Bullock.....	7
2014	Maddie O'Brien.....	5
2015	Macey Cheatham.....	10
2016	Ellie Cooper.....	16
2017	Ellie Cooper.....	12
2018	Anna Shelnut.....	9
2019	Sydney Sherrill.....	5
2020	Kiersten Landers.....	2
2021	Josie Muffley.....	8
2022	Josie Muffley.....	7

YEARLY PITCHING LEADERS (SINCE 1984)

APPEARANCES

1984	Tina Kyler.....	23
1985	Tina Kyler.....	26
1986	Julie Larsen.....	33
1987	Julie Larsen.....	37
1988	Julie Larsen.....	24
1989	Debbie DeJohn.....	32
1990	Debbie DeJohn.....	35
1991	Christy Larsen.....	43
1992	Toni Gutierrez.....	44
1993	Marla Looper.....	25
1994	Marla Looper.....	36
1995	Renee Espinoza.....	30
1996	Renee Espinoza.....	49
1997	Kristy Fuentes.....	48
1998	Stacy Venable.....	36
1999	Jennifer White-Cody.....	37
2000	Leslie Malerich.....	58
2001	Leslie Malerich.....	34
	Jennifer White-Cody.....	34
2002	Leslie Malerich.....	55
2003	Casey Hunter.....	38
2004	Jessica van der Linden.....	42
2005	Casey Hunter.....	47
2006	Tiffany McDonald.....	57
2007	Tiffany McDonald.....	42
2008	Tiffany McDonald.....	32
2009	Sarah Hamilton.....	42
2010	Sarah Hamilton.....	45
2011	Sarah Hamilton.....	45
2012	Monica Perry.....	35
2013	Lacey Waldrop.....	47
2014	Lacey Waldrop.....	48
2015	Lacey Waldrop.....	41
2016	Meghan King.....	47
2017	Jessica Burroughs.....	44
2018	Meghan King.....	42
2019	Meghan King.....	42
2020	Kathryn Sandercock.....	17

2021 Kathryn Sandercock.....43
2022 Kathryn Sandercock.....44

INNINGS PITCHED

1984	Tina Kyler.....	157
1985	Tina Kyler.....	182
1986	Julie Larsen.....	225
1987	Julie Larsen.....	237
1988	Julie Larsen.....	174
1989	Debbie DeJohn.....	223
1990	Debbie DeJohn.....	225
1991	Christy Larsen.....	275
1992	Toni Gutierrez.....	285
1993	Marla Looper.....	165.2
1994	Marla Looper.....	191.1
1995	Renee Espinoza.....	221.1
1996	Renee Espinoza.....	253.0
1997	Kristy Fuentes.....	310.0
1998	Jennifer White-Cody.....	215.1
1999	Jennifer White-Cody.....	214.2
2000	Leslie Malerich.....	323.0
2001	Leslie Malerich.....	205.1
2002	Leslie Malerich.....	315.1
2003	Casey Hunter.....	200.2
2004	Jessica van der Linden.....	246.1
2005	Casey Hunter.....	268.1
2006	Tiffany McDonald.....	329.1
2007	Tiffany McDonald.....	211.0
2008	Tiffany McDonald.....	199.1
2009	Sarah Hamilton.....	201.2
2010	Sarah Hamilton.....	214.1
2011	Sarah Hamilton.....	231.0
2012	Monica Perry.....	191.0
2013	Lacey Waldrop.....	219.1
2014	Lacey Waldrop.....	266.1
2015	Lacey Waldrop.....	211.1
2016	Jessica Burroughs.....	203.0
2017	Ellie Cooper.....	195.0
2018	Kylee Hanson.....	204.2
2019	Meghan King.....	210.1
2020	Arnold/Sandercock.....	60.2
2021	Kathryn Sandercock.....	178.2
2022	Kathryn Sandercock.....	194.1

WINS

1984	Shelley Berube.....	18
1985	Julie Larsen.....	18
1986	Julie Larsen.....	25
1987	Julie Larsen.....	25
	Debbie DeJohn.....	25
1988	Debbie DeJohn.....	18
1989	Debbie DeJohn.....	22
1990	Debbie DeJohn.....	25
1991	Christy Larsen.....	33
1992	Toni Gutierrez.....	35
1993	Marla Looper.....	20
1994	Marla Looper.....	21
1995	Renee Espinoza.....	26
1996	Renee Espinoza.....	30
1997	Kristy Fuentes.....	32
1998	Jennifer White-Cody.....	26
1999	Jennifer White-Cody.....	16
2000	Leslie Malerich.....	35
2001	Leslie Malerich.....	26
2002	Leslie Malerich.....	35
2003	Casey Hunter.....	27
2004	Casey Hunter.....	33
2005	Casey Hunter.....	21
2006	Tiffany McDonald.....	30
2007	Tiffany McDonald.....	17
2008	Tiffany McDonald.....	18
2009	Sarah Hamilton.....	24
2010	Sarah Hamilton.....	22
2011	Sarah Hamilton.....	19
2012	Monica Perry.....	22
2013	Lacey Waldrop.....	24
2014	Lacey Waldrop.....	38
2015	Lacey Waldrop.....	28
2016	Jessica Burroughs.....	29
2017	Jessica Burroughs.....	27
	Meghan King.....	27
2018	Kylee Hanson.....	30
2019	Meghan King.....	30
2020	Kathryn Sandercock.....	9
2021	Kathryn Sandercock.....	27
2022	Kathryn Sandercock.....	30

STRIKEOUTS

1984	Tina Kyler.....	248
1985	Tina Kyler.....	209
1986	Julie Larsen.....	271
1987	Julie Larsen.....	224
1988	Julie Larsen.....	164
1989	Christy Larsen.....	166
1990	Christy Larsen.....	201
1991	Christy Larsen.....	307
1992	Toni Gutierrez.....	295
1993	Marla Looper.....	143
1994	Marla Looper.....	167
1995	Renee Espinoza.....	212
1996	Renee Espinoza.....	220
1997	Kristy Fuentes.....	240
1998	Jennifer White-Cody.....	123
1999	Jennifer White-Cody.....	164
2000	Leslie Malerich.....	243
2001	Leslie Malerich.....	160
2002	Leslie Malerich.....	255
2003	Casey Hunter.....	246
2004	Jessica van der Linden.....	387
2005	Casey Hunter.....	338
2006	Tiffany McDonald.....	312
2007	Tiffany McDonald.....	235
2008	Tiffany McDonald.....	244
2009	Sarah Hamilton.....	311
2010	Sarah Hamilton.....	326
2011	Sarah Hamilton.....	289
2012	Monica Perry.....	199
2013	Lacey Waldrop.....	259
2014	Lacey Waldrop.....	287
2015	Lacey Waldrop.....	232
2016	Jessica Burroughs.....	235
2017	Jessica Burroughs.....	266
2018	Kylee Hanson.....	241
2019	Meghan King.....	237
2020	Caylan Arnold.....	60
2021	Caylan Arnold.....	140
2022	Kathryn Sandercock.....	159

EARNED RUN AVERAGE

1984	Shelley Berube.....	0.22
1985	Julie Larsen.....	0.29
1986	Julie Larsen.....	0.37
1987	Debbie DeJohn.....	0.51
1988	Christy Larsen.....	0.90
1989	Debbie DeJohn.....	0.53
1990	Toni Gutierrez.....	0.14
1991	Toni Gutierrez.....	0.59
1992	Toni Gutierrez.....	0.47
1993	Marla Looper.....	0.42
1994	Marla Looper.....	1.10
1995	Renee Espinoza.....	1.33
1996	Renee Espinoza.....	0.83
1997	Kristy Fuentes.....	1.15
1998	Jennifer White-Cody.....	1.37
1999	Stacy Venable.....	1.04
2000	Leslie Malerich.....	1.21
2001	Jennifer White-Cody.....	0.63
2002	Leslie Malerich.....	1.38
2003	Casey Hunter.....	0.67
2004	Jessica van der Linden.....	0.60
2005	Casey Hunter.....	1.70
2006	Tiffany McDonald.....	2.27
2007	Melissa May.....	1.82
2008	Sarah Hamilton.....	1.46
2009	Sarah Hamilton.....	0.83
2010	Sarah Hamilton.....	1.50
2011	Sarah Hamilton.....	2.09
2012	Lacey Waldrop.....	1.33
2013	Lacey Waldrop.....	1.53
2014	Lacey Waldrop.....	1.13
2015	Lacey Waldrop.....	1.52
2016	Jessica Burroughs.....	1.86
2017	Jessica Burroughs.....	1.22
2018	Meghan King.....	1.17
2019	Meghan King.....	1.43
2020	Caylan Arnold.....	1.40
2021	Kathryn Sandercock.....	1.25
2022	Kathryn Sandercock.....	1.44

WALKS ALLOWED

1984	Shelley Berube.....	16
1985	Julie Larsen.....	30
1986	Roxanne Hantelmann.....	18
1987	Debbie DeJohn.....	56
1988	Debbie DeJohn.....	32



YEARLY LEADERS

1989	Debbie DeJohn.....	35	1992	Rebecca Aase.....	31
1990	Christy Larsen.....	22	1993	Rebecca Aase.....	16
1991	Toni Gutierrez.....	38		Toni Gutierrez.....	16
1992	Toni Gutierrez.....	54	1994	Rebecca Aase.....	43
1993	Toni Gutierrez.....	28	1995	Renee Espinoza.....	55
1994	Marla Looper.....	39	1996	Renee Espinoza.....	51
1995	Kristy Fuentes.....	71	1997	Kristy Fuentes.....	67
1996	Niki Zenger.....	47	1998	Stacy Venable.....	68
1997	Kristy Fuentes.....	83	1999	Leslie Malerich.....	62
1998	Stacy Venable.....	65	2000	Leslie Malerich.....	84
1999	Jennifer White-Cody.....	51	2001	Jennifer White-Cody.....	27
2000	Leslie Malerich.....	72	2002	Jessica van der Linden.....	65
2001	Jennifer White-Cody.....	40	2003	Casey Hunter.....	33
2002	Jessica van der Linden.....	69	2004	Jessica van der Linden.....	29
2003	Jessica van der Linden.....	48	2005	Tiffany McDonald.....	59
2004	Jessica van der Linden.....	51	2006	Melissa May.....	48
2005	Tiffany McDonald.....	99	2007	Terese Gober.....	47
2006	Melissa May.....	33	2008	Terese Gober.....	90
2007	Melissa May.....	31	2009	Sarah Hamilton.....	31
2008	Terese Gober.....	61	2010	Terese Gober.....	73
2009	Sarah Hamilton.....	43	2011	Sarah Hamilton.....	89
2010	Terese Gober.....	50	2012	Lacey Waldrop.....	44
2011	Jessica Nori.....	21	2013	Monica Perry.....	54
2012	Lacey Waldrop.....	36	2014	Jessica Burroughs.....	40
2013	Monica Perry.....	35	2015	Lacey Waldrop.....	64
2014	Jessica Burroughs.....	45	2016	Jessica Burroughs.....	64
2015	Jessica Burroughs.....	69	2017	Jessica Burroughs.....	42
2016	Meghan King.....	46	2018	Kylee Hanson.....	48
2017	Jessica Burroughs.....	31	2019	Meghan King.....	52
2018	Meghan King.....	54	2020	Kathryn Sandercock.....	50
2019	Meghan King.....	45	2021	Kathryn Sandercock.....	46
2020	Kathryn Sandercock.....	11	2022	Danielle Watson.....	56
2021	Danielle Watson.....	41			
2022	Danielle Watson.....	45			

HITS ALLOWED

1984	Shelley Berube.....	33
1985	Tina Kyler.....	63
1986	Roxanne Hantelmann.....	65
1987	Julie Larsen.....	114
	Debbie DeJohn.....	114
1988	Christy Larsen.....	54
1989	Christy Larsen.....	83
1990	Christy Larsen.....	57
1991	Toni Gutierrez.....	87
1992	Rebecca Aase.....	96
1993	Rebecca Aase.....	66
1994	Rebecca Aase.....	108
1995	Renee Espinoza.....	142
1996	Niki Zenger.....	124
1997	Kristy Fuentes.....	214
1998	Stacy Venable.....	179
1999	Jennifer White-Cody.....	177
2000	Leslie Malerich.....	222
2001	Leslie Malerich.....	119
2002	Jessica van der Linden.....	128
2003	Jessica van der Linden.....	93
2004	Jessica van der Linden.....	106
2005	Tiffany McDonald.....	134
2006	Melissa May.....	89
2007	Terese Gober.....	81
2008	Tiffany McDonald.....	146
2009	Terese Gober.....	123
2010	Terese Gober.....	141
2011	Sarah Hamilton.....	160
2012	Lacey Waldrop.....	107
2013	Monica Perry.....	119
2014	Jessica Burroughs.....	83
2015	Jessica Burroughs.....	115
2016	Jessica Burroughs.....	122
2017	Jessica Burroughs.....	109
2018	Meghan King.....	133
2019	Meghan King.....	144
2020	Kathryn Sandercock.....	50
2021	Kathryn Sandercock.....	121
2022	Kathryn Sandercock.....	131

RUNS ALLOWED

1984	Shelley Berube.....	10
1985	Julie Larsen.....	10
1986	Roxanne Hantelmann.....	17
1987	Julie Larsen.....	41
	Debbie DeJohn.....	41
1988	Christy Larsen.....	25
1989	Debbie DeJohn.....	33
1990	Christy Larsen.....	17
1991	Toni Gutierrez.....	22

YEARLY TEAM STATISTICS

BATTING

Year	G	AVG	AB	R	H	2B	3B	HR	RBI	BB	SO	SB	E
1984	48	.244	1151	249	281	30	15	21	149	150	142	46	42
1985	64	.243	1617	277	393	20	21	14	197	171	181	61	51
1986	49	.246	1242	188	305	17	12	15	134	127	146	55	62
1987	64	.268	1668	307	447	34	28	19	235	169	147	49	97
1988	58	.250	1509	211	381	20	26	16	169	102	126	36	72
1989	53	.247	1377	176	340	30	16	17	138	106	91	41	48
1990	63	.238	1595	182	482	27	18	13	140	123	159	38	56
1991	74	.261	1959	272	511	41	26	8	191	136	186	52	59
1992	72	.315	1842	364	580	53	32	23	288	167	170	102	59
1993	61	.309	1656	319	512	43	32	20	250	153	206	97	45
1994	69	.274	1798	278	492	58	33	20	222	126	255	109	72
1995	73	.316	1985	355	628	67	29	10	275	142	163	97	82
1996	72	.280	1866	299	522	47	21	5	240	143	177	160	89
1997	64	.290	1708	265	495	53	16	6	209	161	154	102	69
1998	72	.280	1853	283	519	61	16	4	213	192	217	111	66
1999	65	.276	1751	250	484	71	19	7	198	146	247	147	76
2000	78	.269	2014	301	542	66	32	17	253	162	357	117	86
2001	70	.297	1804	321	235	93	23	21	280	168	302	102	74
2002	75	.266	1928	312	512	58	23	33	254	237	368	89	94
2003	79	.297	1506	292	447	63	14	22	236	237	226	99	52
2004	74	.288	1877	369	541	69	27	44	313	252	372	64	78
2005	63	.247	1585	208	392	66	17	27	171	162	372	51	90
2006	74	.294	1944	314	571	79	29	34	263	156	391	79	108
2007	69	.288	1783	337	514	91	18	49	296	203	339	86	82
2008	66	.262	1676	261	439	64	10	26	235	158	357	68	80
2009	60	.262	1583	252	415	55	8	31	210	164	300	82	51
2010	62	.297	1678	302	499	76	23	29	276	212	226	81	57
2011	60	.289	1619	286	468	63	14	40	238	137	268	88	69
2012	63	.264	1596	282	422	61	19	32	230	230	270	85	63
2013	63	.292	1618	346	473	75	21	60	316	227	290	67	60
2014	64	.304	1640	400	498	90	13	65	363	318	242	64	57
2015	63	.289	1593	337	461	70	18	51	300	300	258	52	67
2016	65	.323	1640	459	530	87	11	63	407	279	224	155	63
2017	64	.329	1646	424	541	94	24	71	377	262	260	108	56
2018	70	.289	1798	410	519	115	21	76	373	285	332	152	44
2019	65	.330	1673	454	552	103	18	105	423	256	245	115	46
2020	24	.288	624	164	180	34	8	29	152	93	135	41	16
2021	63	.259	1600	304	414	76	6	47	269	208	264	117	44
2022	61	.293	1613	363	472	87	11	70	337	240	253	103	31



YEARLY TEAM STATISTICS

PITCHING

Year	W-L-T	SV	ERA	IP	H	R	ER	BB	SO	2B	3B	HR	AVG
1984	41-5-2	0	0.37	341.0	95	30	18	57	441	6	2	4	.091
1985	50-12-2	0	0.45	455.0	172	57	29	124	517	13	7	5	.125
1986	42-7	1	0.46	350.0	136	43	23	66	326	7	5	1	.127
1987	50-14	1	1.47	443.0	228	82	37	119	320	24	4	3	.150
1988	44-14	1	1.26	410.0	257	104	69	122	318	18	16	3	.177
1989	39-14	0	0.91	383.0	219	71	44	89	309	8	7	6	.168
1990	47-16	0	1.59	454.0	208	60	32	76	393	14	9	6	.136
1991	62-12	5	1.86	514.0	271	91	58	127	558	26	10	2	.162
1992	63-9	0	1.70	490.0	235	64	42	134	448	10	8	1	.141
1993	52-9	1	0.46	426.2	234	50	28	97	333	12	7	4	.159
1994	50-19	4	1.23	472.2	314	121	83	137	354	36	29	14	.187
1995	58-15	4	1.53	495.0	327	138	108	172	382	42	8	15	.199
1996	51-21	1	1.47	495.0	370	148	104	143	373	36	4	13	.204
1997	45-19	1	1.64	449.0	353	140	105	146	164	55	8	23	.203
1998	51-21	0	2.16	496.0	399	165	119	120	246	69	3	17	.214
1999	40-25-1	0	1.59	474.1	361	142	103	120	332	51	3	13	.212
2000	51-27	3	1.69	534.2	442	182	129	130	361	71	5	13	.216
2001	58-12	2	0.71	474.1	252	75	48	120	365	32	3	11	.156
2002	55-20	7	1.43	527.2	422	165	108	210	475	58	6	19	.206
2003	46-33	3	0.67	392.2	207	71	48	117	486	29	0	8	.155
2004	62-12	2	0.62	498.1	229	76	44	106	672	27	3	6	.131
2005	35-28	3	1.81	432.1	349	166	166	229	493	63	5	12	.218
2006	44-30	5	2.71	496.1	433	256	192	202	415	69	5	47	.230
2007	44-25	4	1.97	468.0	346	176	132	165	431	55	13	22	.204
2008	38-28	2	2.32	437.2	358	196	145	167	494	43	8	23	.218
2009	44-16	2	1.16	421.1	267	93	70	93	550	42	2	17	.243
2010	44-18	3	1.92	419.0	289	144	115	134	544	41	5	33	.189
2011	32-28	3	2.66	399.1	380	209	152	174	370	60	5	33	.246
2012	47-16	10	1.53	425.2	299	127	93	98	380	58	7	8	.192
2013	44-19	5	1.82	408.0	297	146	106	108	461	55	4	20	.194
2014	55-9	6	1.53	421.2	315	131	92	134	434	40	1	17	.200
2015	49-14	6	1.83	420.1	257	145	110	173	465	37	4	25	.170
2016	55-10	3	2.23	423.0	350	166	135	112	371	53	10	32	.218
2017	55-8-1	8	1.47	418.1	304	118	88	93	417	43	2	15	.198
2018	58-12	5	1.50	463.0	299	123	99	127	475	56	4	23	.182
2019	55-10	5	1.87	412.1	323	135	110	101	378	53	11	26	.210
2020	17-7	2	2.34	155.2	125	64	52	39	124	34	3	11	.218
2021	49-13-1	4	1.82	422.2	302	129	110	112	382	41	4	34	.198
2022	54-7	7	2.07	420.0	304	148	124	114	374	45	7	39	.199

ALL-TIME POSTSEASON RESULTS

1986 SOUTH REGIONAL

Ruston, Louisiana			
OPPONENT	FSU	OPP	W-L
Louisiana Tech	0	4	L
Louisiana Tech	0	1	L

1987 SOUTH REGIONAL

Tallahassee, Florida			
OPPONENT	FSU	OPP	W-L
Adelphi	1	0	W
Adelphi	3	1	W

1987 WOMEN'S COLLEGE WORLD SERIES

OPPONENT	FSU	OPP	W-L
Cal-State Fullerton	0	4	L
Central Michigan	0	1	L

1988 SOUTH REGIONAL

Ruston, Louisiana			
OPPONENT	FSU	OPP	W-L
Texas A&M	0	1	L
Louisiana Tech	1	6	L

1989 SOUTH REGIONAL

Tallahassee, Florida			
OPPONENT	FSU	OPP	W-L
South Carolina	1	2	L
Louisiana Tech	1	3	L

1990 SOUTH REGIONAL

Lafayette, Louisiana			
OPPONENT	FSU	OPP	W-L
Texas A&M	5	0	W
SW Louisiana	4	3	W
SW Louisiana	2	1	W

1990 WOMEN'S COLLEGE WORLD SERIES

OPPONENT	FSU	OPP	W-L
Fresno State	1	0	W
Oklahoma State	1	4	L
UNLV	4	1	W
UCLA	1	3	L

1991 SOUTH REGIONAL

Lafayette, Louisiana			
OPPONENT	FSU	OPP	W-L
SW Louisiana	1	0	W
Oklahoma State	2	0	W
Oklahoma State	4	3	W

1991 WOMEN'S COLLEGE WORLD SERIES

OPPONENT	FSU	OPP	W-L
UCLA	0	1	L
UNLV	1	0	W
Fresno State	0	3	L

1992 SOUTH REGIONAL

Lafayette, Louisiana			
OPPONENT	FSU	OPP	W-L
SW Louisiana	1	0	W
UNLV	4	0	W
SW Louisiana	1	0	W

1992 WOMEN'S COLLEGE WORLD SERIES

OPPONENT	FSU	OPP	W-L
California	0	3	L
UMass	2	4	L

1993 SOUTH REGIONAL

Tallahassee, Florida			
OPPONENT	FSU	OPP	W-L
Kansas	0	1	L
Iowa	5	3	W
Kansas	5	0	W
Kansas	2	1	W

1993 WOMEN'S COLLEGE WORLD SERIES

OPPONENT	FSU	OPP	W-L
Oklahoma State	2	5	L
Connecticut	1	2	L

1994 SOUTH REGIONAL

Stillwater, Oklahoma			
OPPONENT	FSU	OPP	W-L
Oklahoma	1	3	L
Providence	1	2	L

1995 WEST REGIONAL

Tucson, Arizona			
OPPONENT	FSU	OPP	W-L
Nebraska	1	6	L
Ohio	2	0	W
Nebraska	6	2	W
Arizona	0	15	L

1996 SOUTH REGIONAL

Tallahassee, Florida			
OPPONENT	FSU	OPP	W-L
South Florida	3	1	W
Arizona	6	9	L
South Florida	6	0	W
Arizona	3	10	L

1998 MIDWEST REGIONAL

Stillwater, Oklahoma			
OPPONENT	FSU	OPP	W-L
Oklahoma State	0	4	L
Stanford	0	1	L

2000 WEST REGIONAL

Los Angeles, California			
OPPONENT	FSU	OPP	W-L
Long Beach State	2	0	W
Iowa	4	1	W
UCLA	1	6	L
Iowa	4	2	W
UCLA	1	7	L

2001 TALLAHASSEE REGIONAL

Tallahassee, Florida			
OPPONENT	FSU	OPP	W-L
Bethune-Cookman Florida	6	2	W
Florida	6	2	W
California	0	1	L
Florida Atlantic	2	0	W
California	2	1	W
California	2	3	L

2002 TALLAHASSEE REGIONAL

Tallahassee, Florida			
OPPONENT	FSU	OPP	W-L
Auburn	2	1	W
Georgia Tech	0	7	L
Chattanooga	1	0	W
Georgia Tech	3	2	W
Georgia Tech	6	1	W

2002 WOMEN'S COLLEGE WORLD SERIES

OPPONENT	FSU	OPP	W-L
UCLA	2	1	W
California	0	1	L
Nebraska	4	3	W
Arizona	2	6	L

2003 GAINESVILLE REGIONAL

Gainesville, Florida			
OPPONENT	FSU	OPP	W-L
Texas-Arlington	0	1	L
Oregon State	1	2	L

2004 TALLAHASSEE REGIONAL

Tallahassee, Florida			
OPPONENT	FSU	OPP	W-L
Long Island	4	0	W
Cal State Northridge	1	0	W
Oregon	5	4	W
Oregon	0	1	L
Oregon	2	0	W

2004 WOMEN'S COLLEGE WORLD SERIES

OPPONENT	FSU	OPP	W-L
California	2	4	L
Washington	2	0	W
LSU	1	2	L

2005 AUBURN REGIONAL

Auburn, Alabama			
OPPONENT	FSU	OPP	W-L
Auburn	5	0	W
Baylor	5	9	L
Auburn	2	0	W
Auburn	3	5	L

2006 ATHENS REGIONAL

Athens, Georgia			
OPPONENT	FSU	OPP	W-L
Coastal Carolina	7	2	W
Georgia	3	2	W
Georgia	1	3	L
Georgia	2	0	W

2006 NCAA SUPER REGIONAL

Tempe, Arizona			
OPPONENT	FSU	OPP	W-L
Arizona State	1	6	L
Arizona State	1	5	L

2007 TUSCALOOSA REGIONAL

Tuscaloosa, Alabama			
OPPONENT	FSU	OPP	W-L
California	6	13	L
Alabama	3	6	L

2008 TUSCALOOSA REGIONAL

Tuscaloosa, Alabama			
OPPONENT	FSU	OPP	W-L
Jacksonville State	3	4	L
Chattanooga	5	3	W
Jacksonville State	1	10	L

2009 TALLAHASSEE REGIONAL

Tallahassee, Florida			
OPPONENT	FSU	OPP	W-L
Oklahoma State	0	1	L
Mississippi State	5	0	W
Oklahoma State	0	1	L

2010 ATHENS REGIONAL

Athens, Georgia			
OPPONENT	FSU	OPP	W-L
Radford	10	1	W
Georgia	2	5	L
Radford	2	3	L

2011 ATHENS REGIONAL

Athens, Georgia			
OPPONENT	FSU	OPP	W-L
UAB	0	2	L
Georgia State	6	1	W
UAB	13	1	W
Georgia	2	10	L

2012 LOS ANGELES REGIONAL

Los Angeles, California			
OPPONENT	FSU	OPP	W-L
San Diego State	0	1	L
UCLA	2	1	W
San Diego State	0	1	L

2013 MOBILE REGIONAL

Mobile, Alabama			
OPPONENT	FSU	OPP	W-L
Mississippi State	5	2	W
South Alabama	2	1	W
South Alabama	0	3	L
South Alabama	7	6	W

2013 NCAA SUPER REGIONAL

Austin, Texas			
OPPONENT	FSU	OPP	W-L
Texas	2	3	L
Texas	0	4	L

2014 TALLAHASSEE REGIONAL

Tallahassee, Florida			
OPPONENT	FSU	OPP	W-L
Fordham	6	1	W
USF	2	0	W
USF	2	1	W

2014 NCAA SUPER REGIONAL

Tallahassee, Florida			
OPPONENT	FSU	OPP	W-L
Michigan	3	17	L
Michigan	6	0	W
Michigan	4	2	W

2014 WOMEN'S COLLEGE WORLD SERIES

Oklahoma City, Oklahoma			
OPPONENT	FSU	OPP	W-L
Oregon	0	3	L
Baylor	2	7	L

2015 TALLAHASSEE REGIONAL

Tallahassee, Florida			
OPPONENT	FSU	OPP	W-L
Dartmouth	5	1	W
UCF	2	1	W
UCF	5	0	W

2015 KNOXVILLE SUPER REGIONAL

Knoxville, Tennessee			
OPPONENT	FSU	OPP	W-L
Tennessee	2	3	L
Tennessee	6	1	W
Tennessee	1	2	L

2016 TALLAHASSEE REGIONAL

Tallahassee, Florida			
OPPONENT	FSU	OPP	W-L
Florida A&M	1	0	W
South Carolina	4	0	W
South Carolina	2	1	W

2016 TALLAHASSEE SUPER REGIONAL

Tallahassee, Florida			
OPPONENT	FSU	OPP	W-L
Utah	6	2	W
Utah	3	0	W

2016 WOMEN'S COLLEGE WORLD SERIES

Oklahoma City, Oklahoma			
OPPONENT	FSU	OPP	W-L
Georgia	4	5	L
UCLA	8	4	W
Michigan	1	0	W
Auburn	7	8	L

2017 TALLAHASSEE REGIONAL

Tallahassee, Florida			
OPPONENT	FSU	OPP	W-L
Princeton	3	0	W
Georgia	7	1	W
Georgia	8	5	W

2017 TALLAHASSEE SUPER REGIONAL

Tallahassee, Florida			
OPPONENT	FSU	OPP	W-L
LSU	3	1	W
LSU	0	1	L
LSU	4	6	L

2018 TALLAHASSEE REGIONAL

Tallahassee, Florida			
OPPONENT	FSU	OPP	W-L
Jacksonville State	8	0	W
Auburn	2	1	W
Jacksonville State	10	0	W

2018 TALLAHASSEE SUPER REGIONAL

Tallahassee, Florida			
OPPONENT	FSU	OPP	W-L
LSU	5	6	L
LSU	8	5	W
LSU	3	1	W

2018 WOMEN'S COLLEGE WORLD SERIES

Oklahoma City, Oklahoma			
OPPONENT	FSU	OPP	W-L
UCLA	4	7	L
Georgia	7	2	W
Oregon	4	1	W
UCLA	3	1	W
UCLA	12	6	W
Washington	1	0	W
Washington	8	3	W

2019 TALLAHASSEE REGIONAL

Tallahassee, Florida			
OPPONENT	FSU	OPP	W-L
Bethune-Cookman	8	0	W
USF	12	1	W
South Carolina	7	6	W

2019 TALLAHASSEE SUPER REGIONAL

--	--	--	--



YEAR-BY-YEAR RESULTS

1978 • (46-9)

Date	Opponent	Result	Score
Mar. 10	Lake City CC	W	10-8
Mar. 10	Florida AGM	W	15-3
Mar. 11	Central CC	W	15-0
Mar. 11	Florida AGM	W	11-1
Mar. 15	at Central CC	W	17-1
Mar. 15	at Central CC	W	17-3
Mar. 16	vs. Florida	W	6-2
Mar. 16	vs. Miami	W	18-1
Mar. 17	vs. FIU	W	5-2
Mar. 17	vs. West Palm JC	W	8-3
Mar. 18	vs. Florida	W	5-2
Mar. 20	Florida Tech	L	3-8
Mar. 20	Florida Tech	W	10-5
Mar. 20	Florida	W	4-0
Mar. 22	USF	L	4-5
Mar. 29	at Jacksonville	W	20-0
Mar. 29	at Jacksonville	W	6-0
Mar. 31	vs. Florida	W	10-1
Mar. 31	vs. Florida Tech	W	5-1
Apr. 1	vs. Flagler College	L	0-5
Apr. 1	vs. Florida Tech	L	0-4
Apr. 3	Florida	W	1-0
Apr. 3	Florida	W	4-0
Apr. 4	at Lake City CC	W	11-6
Apr. 4	at Lake City CC	W	10-2
Apr. 7	vs. USF	W	10-4
Apr. 7	vs. Lake City CC	W	1-0
Apr. 8	at Flagler College	W	12-11
Apr. 8	vs. Florida	W	8-2
Apr. 11	Jacksonville	W	4-2
Apr. 11	Jacksonville	W	2-1
Apr. 14	vs. USF	L	2-3
Apr. 14	vs. Stetson	W	9-1
Apr. 15	vs. FIU	W	4-3
Apr. 15	at Florida	W	8-1
Apr. 16	vs. Florida Tech	L	1-7
Apr. 17	at Florida	W	4-1
Apr. 17	at Florida	W	6-4
Apr. 20	vs. Stetson	W	11-0
Apr. 20	vs. USF	W	3-2
Apr. 21	vs. Florida Tech	W	10-9
Apr. 21	vs. Florida Tech	W	7-4
Apr. 24	Auburn	W	4-2
Apr. 24	Auburn	W	6-1
May 4	Armstrong St	W	4-0
May 4	Southern Miss	W	9-1
May 4	Delta State	L	4-5
May 4	FIU	W	3-0
May 5	Delta State	W	5-2
May 5	USF	L	3-6
May 5	Armstrong St	W	10-3
May 5	Delta State	W	8-3
May 6	USF	W	5-1
May 6	Florida	W	1-0
May 6	Florida	L	2-4

1979 • (26-15)

Date	Opponent	Result	Score
Feb. 27	Chipola CC	W	3-1
Feb. 27	Florida AGM	W	11-1
Mar. 8	at Chipola CC	L	1-5
Mar. 8	at Chipola CC	L	6-7
Mar. 21	at Brevard CC	W	4-3
Mar. 21	at Brevard CC	W	14-0
Mar. 23	vs. Broward No CC	W	15-2
Mar. 23	vs. Dade South CC	L	1-2
Mar. 24	vs. Miami	W	3-1
Mar. 24	at Dade North CC	L	3-4
Mar. 27	at Jacksonville	W	10-0
Mar. 27	vs. Florida	L	0-2
Mar. 30	vs. Florida AGM	W	7-2
Mar. 30	at USF	W	6-2
Mar. 31	vs. Florida	L	1-4
Mar. 31	at USF	L	0-1
Apr. 2	Lake City CC	W	3-1
Apr. 2	Lake City CC	W	4-3
Apr. 6	vs. Florida AGM	W	5-0
Apr. 6	at Flagler College	L	8-10
Apr. 6	vs. UCF	W	8-1
Apr. 6	vs. Jacksonville	W	4-3
Apr. 6	vs. Lake City CC	L	1-4
Apr. 12	at Lake City CC	W	5-3
Apr. 12	at Lake City CC	L	0-2
Apr. 13	vs. Dade North CC	W	15-0
Apr. 14	at Florida	L	0-5
Apr. 14	vs. Lake City CC	L	0-7
Apr. 16	at Jacksonville	W	2-1
Apr. 16	at Jacksonville	W	10-3
Apr. 17	at Florida	W	2-0
Apr. 17	at Florida	L	1-2
Apr. 19	vs. Flagler College	W	14-2
Apr. 20	vs. Florida	W	3-2
Apr. 20	vs. USF	W	6-5
Apr. 21	vs. Florida	W	7-3
May 3	Southern Miss	W	2-1
May 4	Delta State	W	13-8
May 4	Florida	L	3-9
May 5	Delta State	W	6-1
May 5	Florida	L	1-9

1980 • (37-10)

Date	Opponent	Result	Score
Feb. 28	at N. Florida JC	L	1-2
Feb. 28	at N. Florida JC	W	5-4
Mar. 4	vs. UCF	W	5-1
Mar. 4	at Florida	L	0-2
Mar. 6	Brevard CC	W	11-0
Mar. 6	Brevard CC	W	4-1
Mar. 14	vs. Florida AGM	W	10-2
Mar. 14	vs. Florida JC	W	5-1
Mar. 16	vs. Flagler College	W	11-0
Mar. 16	vs. Lake City CC	W	6-5
Mar. 16	at Florida	W	5-4
Mar. 16	vs. Lake City CC	L	2-3
Mar. 21	at USF	W	1-0
Mar. 21	at USF	W	5-1
Mar. 22	at USF	W	7-3
Mar. 22	vs. UCF	L	8-9
Mar. 23	vs. FI. Southern	W	9-3
Mar. 23	vs. Florida	L	3-5
Mar. 25	Florida	W	5-4
Mar. 25	Florida AGM	W	10-5
Mar. 28	vs. Stetson	W	14-2
Mar. 28	vs. FIU	W	11-1
Mar. 28	vs. Florida	W	4-2
Apr. 1	at Flagler College	W	5-2
Apr. 1	at Flagler College	W	17-4
Apr. 8	Chipola CC	W	10-0
Apr. 8	Lake City CC	L	1-3
Apr. 11	vs. Appalachian St	W	23-1
Apr. 11	vs. N. Kentucky	W	15-4
Apr. 12	vs. Florida	L	1-7
Apr. 12	at NC State	W	7-4
Apr. 12	vs. Florida	L	0-5
Apr. 14	at Chipola CC	W	11-3
Apr. 14	at Chipola CC	W	11-3
Apr. 17	vs. Miami	W	22-4
Apr. 18	at USF	W	11-1
Apr. 18	vs. UCF	W	3-2
Apr. 19	vs. Florida	W	3-2
Apr. 22	N. Florida JC	W	4-2
Apr. 22	N. Florida JC	W	2-1
Apr. 28	vs. Auburn	W	4-3
Apr. 28	vs. Auburn	W	10-7
May 1	vs. W. GA College	W	3-0
May 1	vs. Auburn	W	20-11
May 2	vs. Florida	L	0-1
May 2	vs. Auburn	W	10-3
May 3	vs. Florida	L	0-4

1981 • (54-7)

AIAW National Champs

Date	Opponent	Result	Score
Mar. 4	at Chipola CC	W	12-0
Mar. 4	at Chipola CC	W	12-0
Mar. 6	vs. Auburn	W	5-1
Mar. 6	vs. East Carolina	W	9-2
Mar. 6	vs. Florida AGM	W	11-0
Mar. 7	at Florida	W	3-0
Mar. 7	at Florida	L	3-4
Mar. 7	at Florida	W	5-2
Mar. 11	Lake City CC	W	4-3
Mar. 13	at Miami Dade N. JC	W	5-0
Mar. 13	vs. Miami	W	9-0
Mar. 13	vs. Florida	W	5-0
Mar. 13	vs. Broward Cen. CC	L	2-3
Mar. 14	vs. Palm Beach JC	W	4-0
Mar. 14	vs. USF	W	2-0
Mar. 23	vs. FIU	W	7-0
Mar. 24	at Flagler College	W	16-0
Mar. 24	at Flagler College	W	13-0
Mar. 25	at Edward Waters	W	21-2
Mar. 25	at Edward Waters	W	10-0
Mar. 26	at USF	W	7-5
Mar. 27	vs. Stetson	W	9-0
Mar. 27	vs. FIU	W	9-2
Mar. 27	vs. Florida	L	1-5
Mar. 28	at USF	W	5-1
Mar. 28	vs. Florida	L	2-5
Mar. 31	at Florida	L	2-9
Mar. 31	vs. Jacksonville	W	5-0
Apr. 3	vs. Georgia State	W	14-2
Apr. 3	vs. Georgia SW	W	9-1
Apr. 3	vs. Valdosta State	W	16-5
Apr. 4	vs. Georgia Southern	W	4-3
Apr. 4	vs. Georgia State	W	17-2
Apr. 4	at Georgia Tech	W	12-2
Apr. 4	vs. Armstrong State	W	17-4
Apr. 6	at Lake City CC	W	16-2
Apr. 7	Flagler College	W	11-2
Apr. 7	Flagler College	W	5-0
Apr. 8	Edward Waters	W	15-0
Apr. 8	Edward Waters	W	8-0
Apr. 10	vs. Western Carolina	W	1-0
Apr. 10	at NC State	W	3-2
Apr. 10	vs. East Carolina	W	12-0
Apr. 11	vs. East Carolina	L	4-9
Apr. 11	vs. East Carolina	L	2-5
Apr. 16	Florida AGM	W	7-1
Apr. 16	Florida	W	5-1
Apr. 20	Chipola CC	W	14-1
Apr. 20	Chipola CC	W	15-1
Apr. 23	vs. Eckerd College	W	14-3
Apr. 24	at USF	W	5-1
Apr. 24	vs. Florida	W	4-3
Apr. 25	at USF	W	5-0
May 1	vs. Livingston St.	W	15-2
May 2	vs. Georgia Southern	W	16-0
May 2	vs. USF	W	9-5
May 2	vs. USF	W	8-4
May 14	vs. Western Carolina	W	13-9
May 15	at NC State	W	4-3
May 15	vs. East Carolina	W	12-3
May 16	vs. North Carolina	W	4-1

YEAR-BY-YEAR RESULTS

1982 • (56-10)

AIAW National Champs

Date	Opponent	Result	Score
Mar. 2	Florida AGM	W	13-4
Mar. 5	Florida AGM	W	9-0
Mar. 6	vs. Brevard CC	W	6-0
Mar. 6	vs. USF	W	3-0
Mar. 6	at Florida	W	3-0
Mar. 9	at Florida	W	6-5
Mar. 9	at Chipola CC	W 15-0	
Mar. 9	at Chipola CC	W	15-0
Mar. 9	at Chipola JC	W	8-2
Mar. 11	USF	W	3-0
Mar. 12	Pensacola CC	W	9-3
Mar. 12	Mississippi	W	8-1
Mar. 12	Valencia CC	W	15-0
Mar. 13	Florida	L	2-4
Mar. 13	Lake City CC	L	5-7
Mar. 13	East Carolina	L	2-8
Mar. 16	at Florida AGM	W	12-11
Mar. 16	at Florida AGM	W	12-4
Mar. 18	Georgia State	W	15-0
Mar. 18	Georgia State	W	17-0
Mar. 19	vs. Wilmington Coll.	W	10-2
Mar. 19	vs. Jacksonville	W	11-8
Mar. 19	vs. Fort Valley St.	W	30-5
Mar. 20	vs. Pensacola CC	W	9-0
Mar. 20	vs. Jacksonville	W	11-3
Mar. 20	vs. Lake City CC	W	11-10
Mar. 25	at USF	L	0-6
Mar. 26	vs. FIU	W	8-7
Mar. 26	vs. Palm Beach CC	W	5-4
Mar. 26	vs. Florida	L	11-12
Mar. 27	at USF	W	16-9
Mar. 27	vs. Florida	W	8-1
Mar. 27	vs. Florida	W	6-1
Mar. 30	vs. Jacksonville	W	9-2
Mar. 30	at Florida	L	0-14
Apr. 3	vs. Georgia Southern	W	39-5
Apr. 3	vs. USF	W	16-14
Apr. 3	vs. Florida	W	15-4
Apr. 4	vs. Florida	L	2-3
Apr. 4	vs. Florida	L	2-11
Apr. 7	Pensacola CC	W	9-3
Apr. 7	Lake City CC	W	8-4
Apr. 9	vs. East Carolina	W	5-0
Apr. 9	vs. North Carolina	W	11-0
Apr. 9	vs. N. Kentucky	W	6-0
Apr. 10	at NC State	W	6-0
Apr. 14	Chipola CC	W	15-0
Apr. 14	Chipola CC	W	17-0
Apr. 15	Florida	W	4-3
Apr. 15	Florida AGM	W	19-5
Apr. 19	at Lake City CC	W	15-6
Apr. 19	at Lake City CC	W	7-6
Apr. 23	vs. Stetson	W	19-1
Apr. 23	vs. FIU	W	9-1
Apr. 24	vs. Florida	L	1-2
Apr. 24	at USF	W	6-5
Apr. 25	vs. Florida	W	5-1
Apr. 25	vs. Florida	W	9-8
Apr. 30	Columbus College	W	12-0
Apr. 30	Miss. U for W	W	10-1
Apr. 30	USF	W	9-1
May 1	USF	L	1-2
May 1	USF	W	5-2
May 13	vs. Georgia Southern	W	10-0
May 14	vs. USF	W	17-2
May 15	vs. UNC-Charlotte	W	19-4
May 15	vs. Florida	W	9-4

1983 • (46-11)

Date	Opponent	Result	Score
Feb. 22	at West Florida	W	10-4
Feb. 22	at West Florida	W	10-9
Mar. 2	Lake City CC	W	2-1
Mar. 2	Lake City CC	L	3-4
Mar. 4	vs. West Florida	W	3-1
Mar. 4	vs. Jacksonville	W	5-2
Mar. 4	vs. Pensacola CC	W	3-2
Mar. 5	at Florida	W	5-1
Mar. 5	at Florida	W	5-0
Mar. 9	Florida Atlantic	W	16-0
Mar. 9	Florida Atlantic	W	10-4
Mar. 11	Campbell	W	19-2
Mar. 11	East Carolina	W	14-8
Mar. 11	Miami Dade N. CC	W	8-1
Mar. 11	West Florida	W	17-4
Mar. 12	Jacksonville	W	15-1
Mar. 12	Lake City CC	W	3-1
Mar. 18	vs. Armstrong State	W	9-2
Mar. 18	vs. Edison	W	4-1
Mar. 19	vs. USF	L	0-2
Mar. 19	vs. Lake City CC	L	0-1
Mar. 21	Cleveland State	W	14-2
Mar. 21	Cleveland State	W	2-0
Mar. 22	Florida AGM	W	14-2
Mar. 22	Florida AGM	W	7-6
Mar. 24	at USF	W	2-0
Mar. 24	vs. Florida Southern	W	8-0
Mar. 25	vs. Palm Beach CC	W	6-5
Mar. 25	at USF	W	4-2
Mar. 25	vs. Florida	W	3-2
Mar. 26	at USF	L	4-7
Mar. 26	at USF	W	9-0
Mar. 30	at Jacksonville	W	2-0
Mar. 30	at Jacksonville	W	4-2
Apr. 1	Pensacola CC	W	2-1
Apr. 7	at East Carolina	L	0-2
Apr. 7	at East Carolina	W	5-4
Apr. 8	vs. UNC-Charlotte	W	12-0
Apr. 8	at NC State	W	7-1
Apr. 9	vs. Cleveland State	W	5-3
Apr. 9	vs. Northern KY	W	17-1
Apr. 11	Jacksonville	L	0-1
Apr. 11	Jacksonville	W	3-2
Apr. 13	at Florida AGM	W	10-0
Apr. 13	at Florida AGM	W	12-3
Apr. 14	at Lake City CC	L	0-2
Apr. 14	at Lake City CC	W	9-4
Apr. 21	vs. Stetson	W	14-0
Apr. 21	vs. West Florida	W	5-1
Apr. 22	vs. Florida	W	5-2
Apr. 22	vs. Florida	L	7-8
Apr. 23	vs. Florida	L	0-2
--	vs. Northern KY	W	13-4
--	vs. East Carolina	W	3-2
--	vs. Florida	W	8-3
--	vs. USF	L	2-11
--	vs. USF	L	3-4

1984 • (41-5-2)

Date	Opponent	Result	Score
Feb. 28	Florida AGM	W	12-0
Feb. 28	Florida AGM	W	9-0
Mar. 2	vs. Stephen F. Austin	L	0-2
Mar. 2	vs. SW Louisiana	W	1-0
Mar. 2	vs. Louisiana Tech	T	0-0
Mar. 2	vs. Texas AGM	L	2-6
Mar. 3	vs. Baylor	L	2-3
Mar. 6	at NE Louisiana	T	0-0
Mar. 7	at Grambling	W	7-0
Mar. 7	at Grambling	W	4-0
Mar. 8	at Mississippi State	W	1-0
Mar. 8	at Mississippi State	W	6-2
Mar. 9	at Miss. U for W	W	3-0
Mar. 9	at Miss. U for W	W	6-2
Mar. 10	at Southern Miss	W	1-0
Mar. 10	at Southern Miss	W	1-0
Mar. 13	St. Louis CC	W	15-0
Mar. 13	St. Louis CC	W	11-1
Mar. 14	East Central College	W	8-0
Mar. 14	East Central College	W	10-0
Mar. 16	Mississippi State	W	5-0
Mar. 16	George Mason	W	5-0
Mar. 17	Florida AGM	W	10-0
Mar. 19	Onondaga CC	W	4-1
Mar. 19	Onondaga CC	W	10-0
Mar. 22	Western Illinois	L	1-3
Mar. 22	Western Illinois	W	3-1
Mar. 23	Rider College	W	10-0
Mar. 23	Rider College	W	4-0
Mar. 24	Saginaw Valley	W	1-0
Mar. 24	Saginaw Valley	W	7-2
Apr. 1	at East Carolina	W	2-0
Apr. 1	at East Carolina	W	3-0
Apr. 2	at North Carolina	W	1-0
Apr. 2	at North Carolina	W	5-0
Apr. 7	vs. Nicholls State	L	1-2
Apr. 7	vs. Southern Miss	W	3-0
Apr. 8	at Miss. U for W	W	2-1
Apr. 12	at Liberty Baptist	W	9-0
Apr. 12	vs. Davis & Elkins	W	9-0
Apr. 13	vs. Radford	W	8-0
Apr. 13	vs. Ohio State	W	5-2
Apr. 14	vs. North Carolina	W	3-1
Apr. 14	vs. Penn State	W	5-0
Apr. 17	at Florida AGM	W	11-1
Apr. 17	at Florida AGM	W	11-0
Apr. 28	at New Orleans	W	9-0
Apr. 28	at New Orleans	W	10-0

1985 • (50-12-2)

Date	Opponent	Result	Score
Feb. 23	at USF	W	2-1
Feb. 23	at USF	L	3-4
Feb. 25	at Florida AGM	W	3-0
Feb. 25	at Florida AGM	W	5-0
Feb. 27	Susquehanna	W	11-0
Feb. 27	Susquehanna	W	8-2
Mar. 2	vs. Louisiana Tech	T	0-0
Mar. 2	vs. McNeese State	L	0-4
Mar. 2	vs. Ball State	T	0-0
Mar. 3	vs. Missouri	L	0-1
Mar. 4	Detroit	W	5-0
Mar. 4	Detroit	W	6-1
Mar. 5	Temple	W	2-0
Mar. 5	Temple	W	3-0
Mar. 7	Grambling	W	11-0
Mar. 7	Grambling	W	10-0
Mar. 8	vs. Siginaw Valley	W	6-0
Mar. 9	vs. NE Louisiana	W	1-0
Mar. 10	vs. Grambling	W	7-0
Mar. 11	at Florida AGM	W	3-0
Mar. 12	Quincy College	W	4-2
Mar. 12	Quincy College	W	1-0
Mar. 15	Onondaga CC	W	10-0
Mar. 15	Onondaga CC	W	8-1
Mar. 19	Western Illinois	W	1-0
Mar. 19	Millikin	W	6-0
Mar. 20	Michigan State	W	2-0
Mar. 20	Michigan State	W	5-0
Mar. 21	Bradley	W	2-0
Mar. 21	Bradley	W	3-1
Mar. 22	Furman	W	13-0
Mar. 22	Stetson	W	2-1
Mar. 22	Rutgers	W	4-0
Mar. 23	Toledo	W	3-2
Mar. 23	SW Missouri St.	W	4-3
Mar. 23	Ohio State	W	6-0
Mar. 24	USF	W	2-1
Mar. 24	Bradley	W	1-0
Mar. 25	Ohio State	W	3-2
Mar. 25	Ohio State	W	11-1
Mar. 26	Brown	W	14-0
Mar. 26	Brown	W	14-2
Mar. 29	vs. SW Missouri St.	L	0-1
Mar. 29	vs. Stanford	W	9-1
Mar. 29	vs. Baylor	L	4-5
Mar. 30	vs. Utah State	L	0-2
Mar. 30	vs. New Mexico	W	3-2
Mar. 30	vs. Louisiana Tech	L	1-2
Mar. 31	vs. Texas AGM	L	1-2
Mar. 31	vs. NE Louisiana	W	10-1
Apr. 5	vs. Adelphi	L	0-2
Apr. 5	vs. Louisiana Tech	L	3-4
Apr. 5	vs. Georgia State	W	7-0
Apr. 6	vs. George Mason	W	5-0
Apr. 6	vs. Western Illinois	W	9-0
Apr. 10	Florida AGM	W	1-0
Apr. 10	Florida AGM	W	8-0
Apr. 12	USF	W	2-1
Apr. 13	USF	L	1-2
Apr. 14	South Carolina	L	0-2
Apr. 14	South Carolina	W	2-0
Apr. 19	vs. Stetson	W	4-1
Apr. 19	at USF	W	1-0
Apr. 20	at USF	W	1-0



YEAR-BY-YEAR RESULTS

1986 • (42-7)

NCAA Regional

Date	Opponent	Result	Score
Feb. 18	West Florida	W	5-0
Feb. 18	West Florida	W	6-0
Feb. 22	at USF	W	1-0
Feb. 22	at USF	W	2-1
Mar. 5	Ball State	W	4-0
Mar. 5	Ball State	W	3-2
Mar. 6	Valparaiso	W	5-0
Mar. 6	Valparaiso	W	2-0
Mar. 9	Virginia	W	4-0
Mar. 9	Virginia	L	1-2
Mar. 10	Temple	W	7-0
Mar. 10	Temple	W	2-0
Mar. 11	Limestone	W	4-0
Mar. 11	Limestone	W	1-0
Mar. 13	at Florida Southern	W	7-0
Mar. 13	at Florida Southern	W	2-0
Mar. 17	Maine	W	1-0
Mar. 17	Maine	W	10-0
Mar. 18	Michigan State	W	2-0
Mar. 19	Tennessee Tech	W	8-0
Mar. 19	Tennessee Tech	W	11-1
Mar. 19	Western Illinois	W	11-0
Mar. 21	Toledo	W	4-0
Mar. 21	Florida Southern	W	7-3
Mar. 21	Rutgers	W	3-0
Mar. 22	Nevada- Reno	W	8-1
Mar. 22	Furman	W	3-2
Mar. 23	Mississippi State	W	3-1
Mar. 23	Western Illinois	L	4-6
Mar. 24	Ohio	W	10-0
Mar. 24	Ohio	W	5-1
Mar. 25	Ohio State	W	8-0
Mar. 25	Ohio State	W	3-2
Mar. 27	vs. Oklahoma State	W	3-2
Mar. 27	vs. Utah	L	2-6
Mar. 27	vs. Texas AGM	W	1-0
Mar. 28	vs. St. Mary's	W	2-1
Mar. 28	vs. Sam Houston	W	3-2
Mar. 29	vs. Oklahoma State	W	2-1
Mar. 29	vs. Arizona State	L	0-2
Apr. 8	at West Florida	W	3-0
Apr. 8	at West Florida	W	5-1
Apr. 25	vs. Furman	L	0-1
Apr. 25	vs. East Carolina	W	3-0
Apr. 25	vs. North Carolina	W	1-0
Apr. 26	at South Carolina	W	3-0
Apr. 26	vs. USF	W	3-0

NCAA South Regional

May 16	at Louisiana Tech	L	0-4
May 18	at Louisiana Tech	L	0-1

1987 • (50-14)

College World Series

Date	Opponent	Result	Score
Feb. 20	at Stetson	W	7-0
Feb. 20	at Stetson	L	3-4
Feb. 24	at Florida AGM	W	8-1
Feb. 24	at Florida AGM	W	6-3
Mar. 5	UNC-Wilmington	W	3-1
Mar. 5	UNC-Wilmington	W	2-0
Mar. 8	Virginia	W	7-0
Mar. 8	Virginia	L	2-5
Mar. 9	Limestone	W	6-0
Mar. 9	Limestone	W	11-0
Mar. 10	Temple	L	0-1
Mar. 10	Temple	W	6-3
Mar. 11	East Carolina	W	10-0
Mar. 11	East Carolina	W	2-1
Mar. 13	vs. Eastern Michigan	W	7-1
Mar. 13	vs. Bradley	W	2-0
Mar. 13	vs. Stetson	W	16-0
Mar. 14	vs. Temple	W	5-0
Mar. 14	vs. South Carolina	L	0-4
Mar. 14	vs. Rutgers	W	4-0
Mar. 15	vs. Winthrop	W	8-0
Mar. 15	at USF	L	3-7
Mar. 15	vs. South Carolina	L	0-2
Mar. 17	Miami (OH)	W	3-0
Mar. 17	Miami (OH)	W	3-2
Mar. 19	Tennessee Tech	W	10-0
Mar. 20	Kent State	W	16-0
Mar. 20	Bowling Green	W	4-0
Mar. 21	Southern Miss	W	13-3
Mar. 21	Nicholls State	W	5-0
Mar. 22	Furman	W	1-0
Mar. 22	Toledo	L	0-3
Mar. 23	Toledo	W	9-6
Mar. 23	Toledo	W	8-1
Mar. 25	Bowling Green	W	12-2
Mar. 25	Bowling Green	W	3-1
Mar. 28	Ohio	W	3-0
Mar. 28	Ohio	W	6-2
Apr. 4	at West Florida	W	1-0
Apr. 4	at West Florida	W	4-0
Apr. 10	vs. Furman	W	8-2
Apr. 10	vs. USF	W	5-4
Apr. 10	vs. Nicholls	W	5-1
Apr. 11	vs. George Mason	W	3-0
Apr. 11	at South Carolina	W	1-0
Apr. 12	vs. Louisiana Tech	W	2-1
Apr. 12	vs. Georgia State	W	4-1
Apr. 17	USF	L	0-2
Apr. 17	USF	W	1-0
Apr. 18	South Carolina	W	1-3
Apr. 18	South Carolina	L	0-1
Apr. 19	South Carolina	W	2-1
Apr. 20	Florida AGM	W	17-0
Apr. 20	Florida AGM	W	7-1
Apr. 24	vs. Oklahoma	L	0-1
Apr. 25	at Oklahoma State	L	1-4
Apr. 25	vs. Baylor	W	10-0
Apr. 25	vs. Oklahoma	W	6-1
Apr. 26	vs. Baylor	W	8-1
Apr. 26	at Oklahoma State	W	2-0

NCAA South Regional

May 15	Adelphi	W	1-0
May 16	Adelphi	W	3-1

College World Series

May 20	vs. CS-Fullerton	L	0-3
May 21	vs. Central Michigan	L	0-1

1988 • (44-14)

NCAA Regional

Date	Opponent	Result	Score
Feb. 20	West Florida	W	1-0
Feb. 20	West Florida	W	1-0
Feb. 25	at Florida AGM	W	14-3
Feb. 25	at Florida AGM	W	11-0
Mar. 5	Eastern Michigan	W	3-1
Mar. 5	Eastern Michigan	W	4-3
Mar. 6	Temple	W	3-0
Mar. 6	Temple	W	2-0
Mar. 7	North Carolina	W	4-2
Mar. 7	North Carolina	W	8-4
Mar. 7	Louisiana Tech	L	0-7
Mar. 7	North Carolina	W	2-1
Mar. 11	vs. Eastern Michigan	W	7-4
Mar. 11	at USF	W	2-1
Mar. 11	vs. Virginia	W	4-0
Mar. 12	vs. Temple	W	4-3
Mar. 12	vs. Okla. City College	W	5-0
Mar. 13	vs. South Carolina	L	1-5
Mar. 13	vs. Central Michigan	W	6-2
Mar. 16	Southern Illinois	W	5-1
Mar. 16	Southern Illinois	L	1-2
Mar. 17	Virginia	W	5-0
Mar. 17	Virginia	W	7-1
Mar. 18	Florida AGM	W	7-0
Mar. 18	NE Louisiana	W	5-1
Mar. 18	Maine	W	1-0
Mar. 19	Northern Illinois	L	3-4
Mar. 19	Miami (OH)	W	5-1
Mar. 19	Furman	W	2-0
Mar. 20	Eastern Illinois	W	2-1
Mar. 20	Northern Illinois	W	2-1
Mar. 21	Eastern Illinois	W	3-2
Mar. 21	Eastern Illinois	W	11-1
Mar. 22	Ohio State	W	6-1
Mar. 22	Ohio State	W	2-1
Mar. 28	Nicholls State	W	1-0
Mar. 29	Nicholls State	W	2-1
Mar. 29	Nicholls State	W	8-3
Apr. 1	vs. Utah	W	3-0
Apr. 1	at South Carolina	L	0-1
Apr. 2	vs. Utah	L	4-8
Apr. 2	at South Carolina	L	1-3
Apr. 9	at USF	W	8-5
Apr. 9	at USF	W	8-1
Apr. 10	Florida AGM	W	3-0
Apr. 10	Florida AGM	W	2-1
Apr. 11	at West Florida	W	5-3
Apr. 11	at West Florida	L	1-2
Apr. 15	vs. Kansas	W	2-1
Apr. 15	at Nebraska	L	0-3
Apr. 16	vs. Kansas	L	2-4
Apr. 16	at Nebraska	L	0-5
Apr. 18	at Creighton	W	4-0
Apr. 18	at Creighton	L	0-2
Apr. 23	Georgia State	W	5-0
Apr. 23	Georgia State	W	2-1

NCAA South Regional

May 20	vs. Texas AGM	L	0-1
May 21	at Louisiana Tech	L	1-6

1989 • (39-14)

NCAA Regional

Date	Opponent	Result	Score
Feb. 26	West Florida	W	3-2
Feb. 26	West Florida	L	1-5
Feb. 28	at Florida AGM	W	11-0
Feb. 28	at Florida AGM	W	4-0
Mar. 4	Eastern Michigan	W	2-0
Mar. 4	Eastern Michigan	W	5-1
Mar. 5	Temple	W	2-1
Mar. 5	Temple	W	8-2
Mar. 6	Virginia	L	4-2
Mar. 6	Virginia	W	5-1
Mar. 7	East Carolina	W	5-0
Mar. 7	East Carolina	W	5-0
Mar. 10	vs. Missouri	W	6-0
Mar. 10	vs. Western Illinois	W	5-2
Mar. 10	vs. New Mexico	W	3-2
Mar. 11	vs. Temple	W	3-1
Mar. 11	vs. Nicholls State	W	3-1
Mar. 11	vs. Arizona State	L	3-7
Mar. 12	vs. Miami (OH)	L	3-4
Mar. 12	vs. Miami (OH)	L	0-1
Mar. 15	Illinois State	W	2-0
Mar. 16	Connecticut	W	3-0
Mar. 17	Miami (OH)	W	5-0
Mar. 17	Southern Illinois	W	4-2
Mar. 18	SW Missouri St	W	14-0
Mar. 18	Stetson	W	6-0
Mar. 19	North Carolina	L	1-2
Mar. 20	Northern Illinois	L	0-3
Mar. 20	Northern Illinois	L	2-5
Mar. 22	USF	W	4-2
Mar. 22	USF	W	8-1
Apr. 11	Florida AGM	W	3-0
Apr. 11	Florida AGM	W	4-1
Apr. 14	at Nebraska	L	0-1
Apr. 14	vs. Kansas	W	3-2
Apr. 14	vs. Arizona State	W	3-2
Apr. 15	vs. Kansas	W	1-0
Apr. 15	at Nebraska	L	2-4
Apr. 21	vs. East Carolina	W	3-0
Apr. 21	vs. Furman	W	5-0
Apr. 21	vs. SW Louisiana	W	4-2
Apr. 21	vs. North Carolina	W	3-1
Apr. 22	vs. USF	W	2-0
Apr. 22	vs. Virginia	W	2-0
Apr. 22	vs. Nicholls State	W	2-0
May 3	at West Florida	W	3-2
May 3	at West Florida	W	3-0
May 5	vs. Louisiana Tech	L	0-1
May 5	at Nicholls State	W	1-0
May 6	at Nicholls State	L	0-2
May 6	vs. Louisiana Tech	L	0-1

NCAA South Regional

May 19	South Carolina	L	1-2
May 20	Louisiana Tech	L	1-3

YEAR-BY-YEAR RESULTS

1990 • (47-16)

College World Series
NCAA Semifinalist

Date	Opponent	Result	Score
Feb. 18	West Florida	W	1-0
Feb. 18	West Florida	W	1-0
Feb. 27	at Florida A&M	W	6-2
Feb. 27	at Florida A&M	W	4-0
Mar. 3	Eastern Michigan	W	1-0
Mar. 3	Eastern Michigan	W	1-0
Mar. 3	Michigan	W	1-0
Mar. 4	Michigan	L	2-3
Mar. 7	UNC-Wilmington	W	6-1
Mar. 7	UNC-Wilmington	W	5-0
Mar. 9	vs. Indiana	W	1-2
Mar. 9	vs. Iowa	L	0-5
Mar. 10	vs. Central Michigan	W	1-0
Mar. 10	at USF	W	2-1
Mar. 11	vs. Maine	W	7-0
Mar. 11	vs. Oklahoma	L	0-1
Mar. 12	Southern Illinois	W	4-0
Mar. 13	Virginia	W	1-0
Mar. 13	Virginia	W	5-0
Mar. 14	Indiana	W	1-0
Mar. 14	Indiana	W	2-0
Mar. 15	Connecticut	L	1-3
Mar. 16	Stetson	W	3-2
Mar. 16	SW Louisiana	L	1-2
Mar. 17	Oklahoma	W	3-2
Mar. 17	Adelphi	W	4-0
Mar. 18	Nebraska	W	2-1
Mar. 20	Missouri	L	1-2
Mar. 20	Missouri	L	1-2
Mar. 21	Northern Iowa	L	0-1
Mar. 21	Northern Iowa	W	4-2
Mar. 22	Princeton	W	5-0
Mar. 22	Princeton	W	6-0
Mar. 24	Georgia State	W	2-0
Mar. 24	Georgia State	W	8-0
Mar. 30	vs. Southern Miss	W	4-0
Mar. 30	vs. Georgia Tech	W	10-0
Mar. 30	vs. Wichita State	W	1-0
Mar. 31	vs. Austin Peay	W	5-1
Mar. 31	vs. Michigan State	W	2-0
Mar. 31	vs. Georgia State	L	0-1
Apr. 2	at USF	W	4-1
Apr. 2	at USF	W	2-0
Apr. 13	vs. Stephen F. Austin	W	5-2
Apr. 13	vs. Sam Houston	L	0-2
Apr. 14	vs. Oklahoma State	L	1-2
Apr. 14	vs. Texas A&M	W	3-1
Apr. 15	vs. Texas-Arlington	L	0-2
Apr. 20	vs. Southern Miss	W	11-0
Apr. 21	vs. North Carolina	W	1-0
Apr. 22	vs. East Carolina	W	7-2
Apr. 29	South Carolina	L	0-2
Apr. 29	South Carolina	W	3-0
Apr. 30	Florida A&M	W	10-0
Apr. 30	Florida A&M	W	2-0
May 2	at West Florida	W	2-0
May 2	at West Florida	W	6-0
NCAA South Regional			
May 18	vs. Texas A&M	W	5-0
May 18	at SW Louisiana	W	4-3
May 19	at SW Louisiana	W	2-1
College World Series			
May 23	vs. Fresno State	W	1-0
May 24	vs. Oklahoma State	L	1-4
May 24	vs. UNLV	W	4-1
May 25	vs. UCLA	L	0-3

1991 • (62-12)

College World Series

Date	Opponent	Result	Score
Feb. 14	vs. California	L	0-4
Feb. 14	vs. New Mexico	W	9-1
Feb. 15	vs. UCLA	L	2-5
Feb. 15	vs. Sacramento State	W	4-0
Feb. 16	vs. Pacific	W	4-3
Feb. 16	at Arizona	L	0-8
Feb. 17	vs. CS-Northridge	L	0-1
Feb. 23	West Florida	W	4-3
Feb. 23	West Florida	L	0-5
Feb. 24	at Georgia Southern	W	6-2
Feb. 24	at Georgia Southern	W	5-1
Feb. 26	at Florida A&M	W	8-0
Feb. 26	at Florida A&M	W	4-0
Mar. 2	at USF	W	2-0
Mar. 2	at USF	L	0-2
Mar. 4	Ball State	W	5-0
Mar. 6	Samford	W	2-1
Mar. 6	Samford	W	6-0
Mar. 8	vs. Detroit	W	9-0
Mar. 8	vs. Western Illinois	W	2-1
Mar. 8	vs. Indiana	W	3-1
Mar. 9	vs. Winthrop	W	4-1
Mar. 9	vs. Eastern Michigan	W	1-0
Mar. 10	vs. Oklahoma	W	7-1
Mar. 10	vs. South Carolina	L	3-4
Mar. 12	Connecticut	W	2-1
Mar. 12	Connecticut	W	1-0
Mar. 13	Virginia	W	9-1
Mar. 13	Virginia	W	2-1
Mar. 14	Creighton	W	3-2
Mar. 15	Miami (OH)	W	2-0
Mar. 15	East Carolina	W	13-0
Mar. 16	Western Illinois	W	2-1
Mar. 16	Rhode Island	W	6-0
Mar. 17	Winthrop	W	2-0
Mar. 17	Indiana	W	6-2
Mar. 18	Bradley	W	2-0
Mar. 20	Northern Iowa	W	3-1
Mar. 20	Northern Iowa	W	2-1
Mar. 21	Miami (OH)	L	0-8
Mar. 21	Miami (OH)	W	5-1
Mar. 27	Drexel	W	2-0
Mar. 27	Drexel	W	7-1
Mar. 28	Bowling Green	W	2-0
Mar. 28	Bowling Green	W	9-0
Mar. 30	vs. Dayton	W	3-0
Mar. 30	vs. Toledo	W	1-0
Mar. 30	vs. Northwestern	W	2-0
Mar. 31	vs. USF	W	6-5
Mar. 31	vs. Samford	W	4-0
Mar. 31	vs. North Carolina	W	5-0
Mar. 31	vs. South Carolina	W	4-1
Apr. 5	vs. Notre Dame	W	7-0
Apr. 5	vs. USF	W	2-0
Apr. 6	vs. Winthrop	W	4-1
Apr. 6	vs. SW Louisiana	W	3-0
Apr. 8	Georgia Southern	W	4-0
Apr. 8	Georgia Southern	W	9-1
Apr. 9	Florida A&M	W	7-1
Apr. 9	Florida A&M	W	11-1
Apr. 19	vs. Virginia	L	1-2
Apr. 20	vs. Eastern Michigan	W	3-2
Apr. 21	vs. Virginia	L	0-2
May 1	at West Florida	W	1-0
May 1	at West Florida	W	7-0
May 3	vs. Connecticut	W	2-0
May 4	vs. Princeton	W	4-3
May 5	at Massachusetts	W	2-0
NCAA South Regional			
May 17	at SW Louisiana	W	1-0
May 17	vs. Oklahoma State	W	2-0
May 18	vs. Oklahoma State	W	4-3
College World Series			
May 22	vs. UCLA	L	0-1
May 23	vs. UNLV	W	3-1
May 24	vs. Fresno State	L	0-3

1992 • (63-9, 4-2 ACC)

ACC Champions
College World Series

Date	Opponent	Result	Score
Feb. 9	Samford	W	10-0
Feb. 9	Samford	W	7-0
Feb. 16	at Florida A&M	W	12-0
Feb. 16	at Florida A&M	W	10-0
Feb. 23	West Florida	W	2-0
Feb. 23	West Florida	W	2-0
Mar. 1	at Georgia Southern	W	8-0
Mar. 1	at Georgia Southern	W	13-3
Mar. 3	Northwestern	W	10-0
Mar. 3	Northwestern	W	1-0
Mar. 7	vs. Ball State	W	2-0
Mar. 7	vs. Ball State	W	9-0
Mar. 8	at USF	W	5-1
Mar. 8	at USF	W	3-0
Mar. 10	Robert Morris	W	1-0
Mar. 10	Robert Morris	W	14-1
Mar. 13	vs. Adelphi	W	12-2
Mar. 13	vs. Penn State	W	7-0
Mar. 14	vs. Samford	W	4-3
Mar. 14	vs. Virginia*	W	10-0
Mar. 14	vs. Hofstra	W	14-4
Mar. 15	vs. North Carolina*	W	12-1
Mar. 15	vs. Oklahoma City	W	2-1
Mar. 17	Rutgers	W	1-0
Mar. 17	Rutgers	W	8-4
Mar. 18	Virginia*	L	0-1
Mar. 18	Virginia*	W	5-2
Mar. 19	Miami (OH)	L	0-2
Mar. 19	Northern Iowa	W	2-0
Mar. 20	Bradley	W	3-2
Mar. 20	Princeton	W	7-0
Mar. 20	Bowling Green	W	4-0
Mar. 21	Adelphi	W	5-0
Mar. 21	USF	W	1-0
Mar. 22	Kent State	W	6-0
Mar. 22	Princeton	W	2-1
Mar. 23	Drexel	W	3-0
Mar. 23	Drexel	W	4-0
Mar. 24	Kent State	W	2-1
Mar. 24	Kent State	W	8-0
Mar. 26	at CS-Fullerton	L	4-5
Mar. 26	vs. Missouri	L	1-2
Mar. 27	vs. Ohio State	W	1-0
Mar. 27	vs. Arizona	L	0-2
Mar. 28	vs. Illinois State	W	7-2
Mar. 29	vs. Oklahoma State	L	0-3
Apr. 6	Georgia Southern	W	6-0
Apr. 6	Georgia Southern	W	2-0
Apr. 7	Florida A&M	W	7-0
Apr. 7	Florida A&M	W	6-0
Apr. 10	vs. UNC-Wilmington	W	7-1
Apr. 10	at North Carolina*	L	0-1
Apr. 11	vs. Winthrop	W	3-1
Apr. 11	vs. Georgia Tech*	W	10-0
Apr. 12	vs. East Carolina	W	5-2
Apr. 12	vs. South Carolina	W	3-2
ACC Championship			
Apr. 17	Georgia Tech	W	6-0
Apr. 17	North Carolina	W	11-0
Apr. 18	Virginia	W	11-1
Apr. 25	South Carolina	W	2-0
Apr. 25	South Carolina	W	6-0
Apr. 26	South Carolina	W	2-0
Apr. 27	at West Florida	W	6-0
Apr. 27	at West Florida	W	11-2
May 2	vs. Connecticut	W	1-0
May 2	vs. Massachusetts	W	3-1
May 3	at Connecticut	W	4-3
NCAA Regional			
May 16	at SW Louisiana	W	1-0
May 16	vs. UNLV	W	4-0
May 16	at SW Louisiana	W	1-0
College World Series			
May 21	vs. California	L	0-3
May 22	vs. Massachusetts	L	2-4

1993 • (52-9, 4-0 ACC)

ACC Champions
College World Series

Date	Opponent	Result	Score
Feb. 13	Samford	W	3-1
Feb. 13	Samford	W	8-4
Feb. 20	West Florida	W	6-1
Feb. 20	West Florida	W	3-1
Feb. 22	at Florida A&M	W	7-0
Feb. 27	Mercer	W	5-0
Feb. 27	Mercer	W	7-0
Feb. 28	USF	W	10-0
Feb. 28	USF	W	7-0
Mar. 6	at Georgia Tech*	W	3-0
Mar. 6	at Georgia Tech*	W	2-0
Mar. 9	at Florida A&M	W	10-0
Mar. 12	vs. Central Michigan	W	5-0
Mar. 12	vs. Georgia Southern	W	6-0
Mar. 13	vs. Hofstra	W	6-0
Mar. 14	vs. Iowa	W	3-0
Mar. 16	Connecticut	W	1-0
Mar. 16	Connecticut	W	8-0
Mar. 18	Northern Iowa	W	7-0
Mar. 19	Drake	W	6-0
Mar. 19	Georgia State	W	1-0
Mar. 19	SW Louisiana	L	1-2
Mar. 20	Rhode Island	W	10-0
Mar. 20	Eastern Illinois	W	7-2
Mar. 20	Virginia*	W	7-0
Mar. 21	Southern Illinois	W	1-0
Mar. 21	SW Louisiana	W	2-1
Mar. 22	Toledo	W	11-0
Mar. 22	Toledo	W	4-0
Mar. 25	vs. Fresno State	L	1-2
Mar. 25	vs. Cal Poly	W	1-0
Mar. 26	vs. Minnesota	W	3-1
Mar. 27	vs. Utah	L	2-3
Mar. 28	at CS-Fullerton	W	4-1
Apr. 6	Florida A&M	W	10-0
Apr. 6	Florida A&M	W	4-1
Apr. 9	vs. UNC-Wilmington	W	12-0
Apr. 9	vs. Virginia*	W	3-2
Apr. 10	vs. Coastal Carolina	W	8-0
Apr. 10	vs. Hofstra	W	10-2
Apr. 11	vs. Coastal Carolina	W	9-1
Apr. 11	vs. East Carolina	W	13-0
ACC Championship			
Apr. 16	Georgia Tech	W	12-0
Apr. 16	Virginia	L	0-1
Apr. 16	Georgia Tech	W	11-0
Apr. 17	Virginia	W	2-0
Apr. 17	Virginia	W	4-2
Apr. 24	at South Carolina	L	4-6
Apr. 24	at South Carolina	W	7-0
Apr. 25	at South Carolina	W	8-0
May 1	vs. Connecticut	L	1-4
May 1	vs. USF	W	1-0
May 2	at Massachusetts	W	5-0
May 4	at West Florida	W	5-0
May 4	at West Florida	W	7-0
NCAA Regional			
May 21	Kansas	L	0-1
May 21	Iowa	W	5-3
May 22	Kansas	W	5-0
May 22	Kansas	W	2-1
College World Series			
May 27	vs. Oklahoma State	L	2-5
May 28	vs. Connecticut	L	1-2



YEAR-BY-YEAR RESULTS

1994 • (50-19, 9-2 ACC)

NCAA Regional

Date	Opponent	Result	Score
Feb. 12	Mercer	W	9-3
Feb. 12	Mercer	W	6-0
Feb. 13	UNC-Charlotte	W	4-0
Feb. 13	UNC-Charlotte	W	7-1
Feb. 17	Georgia Southern	W	10-0
Feb. 17	Georgia Southern	W	8-0
Feb. 19	West Florida	W	10-0
Feb. 19	West Florida	W	5-0
Feb. 21	at Florida AGM	W	3-0
Feb. 26	Stetson	W	7-0
Feb. 26	Stetson	W	5-0
Feb. 28	at Mercer	W	6-0
Feb. 28	at Mercer	W	5-0
Mar. 2	Florida AGM	W	8-0
Mar. 5	South Carolina	L	2-3
Mar. 5	South Carolina	W	3-1
Mar. 6	Georgia Tech*	W	6-1
Mar. 6	Georgia Tech*	W	2-1
Mar. 11	vs. Robert Morris	L	0-1
Mar. 11	vs. Illinois-Chicago	W	3-0
Mar. 11	vs. Penn State	W	6-2
Mar. 12	vs. UCLA	L	0-3
Mar. 12	vs. Notre Dame	W	3-0
Mar. 12	vs. Virginia*	W	7-0
Mar. 13	vs. Oklahoma State	L	0-1
Mar. 15	Northern Illinois	W	3-0
Mar. 15	Northern Illinois	W	1-0
Mar. 16	Texas AGM	L	3-7
Mar. 16	Virginia*	W	4-3
Mar. 17	Princeton	W	2-1
Mar. 18	Indiana	W	3-2
Mar. 18	vs. Louisiana Tech	W	2-0
Mar. 18	vs. Iowa State	W	3-2
Mar. 19	Eastern Michigan	W	1-0
Mar. 19	Eastern Illinois	W	9-0
Mar. 19	Illinois State	L	2-3
Mar. 22	vs. Kansas	L	2-4
Mar. 23	vs. Northwestern	L	2-8
Mar. 23	at CS-Fullerton	L	0-7
Mar. 24	vs. SE Louisiana	L	3-12
Mar. 25	vs. Oklahoma State	L	0-1
Mar. 25	vs. Utah State	W	5-3
Mar. 30	Hofstra	W	3-2
Mar. 30	Hofstra	W	4-3
Apr. 4	at Florida AGM	W	7-0
Apr. 7	at North Carolina*	W	5-1
Apr. 7	at North Carolina*	W	6-2
Apr. 8	vs. UNC-Wilmington	W	5-0
Apr. 8	vs. UNC-Charlotte	W	8-1
Apr. 9	vs. East Carolina	L	0-1
Apr. 9	vs. Georgia Tech*	W	11-0
Apr. 10	vs. Virginia*	W	9-4
Apr. 10	at North Carolina*	L	0-1
Apr. 16	at Virginia*	W	8-0
Apr. 16	at Virginia*	L	4-5
Apr. 17	Florida AGM	W	8-0
ACC Championship			
Apr. 22	Georgia Tech	W	2-1
Apr. 22	Virginia	L	0-2
Apr. 23	North Carolina	W	6-5
Apr. 23	Virginia	W	1-0
Apr. 23	Virginia	L	0-3
Apr. 23	Virginia	L	-
May 3	at West Florida	L	1-4
May 3	at West Florida	W	8-0
May 7	at Connecticut	W	4-1
May 7	vs. USF	W	2-0
May 11	at USF	W	4-2
May 11	at USF	W	6-5
NCAA Regional			
May 20	vs. Oklahoma	L	1-3
May 21	vs. Providence	L	0-4

1995 • (58-15, 6-0 ACC)

ACC Champions

NCAA Regional

Date	Opponent	Result	Score
Feb. 12	Stetson	W	8-0
Feb. 12	Stetson	W	2-0
Feb. 17	vs. Oklahoma St.	L	1-5
Feb. 17	vs. CS-Fullerton	L	5-9
Feb. 18	vs. Oregon	W	3-2
Feb. 18	vs. New Mexico St.	W	4-0
Feb. 18	vs. Illinois St.	W	10-2
Feb. 19	vs. Arizona	L	1-7
Feb. 22	Troy	W	3-1
Feb. 22	Troy	W	3-0
Feb. 25	at Georgia Tech*	W	9-4
Feb. 25	at Georgia Tech*	W	10-1
Feb. 26	at UNC-Charlotte	W	6-0
Feb. 26	at UNC-Charlotte	W	8-0
Mar. 4	Mercer	W	3-0
Mar. 4	Mercer	W	10-2
Mar. 5	North Carolina*	W	6-3
Mar. 5	North Carolina*	W	3-1
Mar. 6	Marshall	W	8-0
Mar. 6	Marshall	W	7-0
Mar. 10	vs. Indiana State	W	8-0
Mar. 10	vs. Illinois-Chicago	L	1-3
Mar. 10	vs. Iowa	L	0-4
Mar. 11	vs. Robert Morris	W	3-0
Mar. 11	vs. Yale	W	11-1
Mar. 11	vs. North Carolina	W	8-2
Mar. 12	vs. Virginia	W	2-1
Mar. 12	vs. Oklahoma State	W	7-4
Mar. 12	vs. Illinois-Chicago	W	1-0
Mar. 14	Virginia*	W	3-2
Mar. 14	Virginia*	W	3-0
Mar. 17	Samford	W	14-0
Mar. 17	Miami (OH)	W	9-1
Mar. 17	Michigan	L	1-2
Mar. 18	Northern Illinois	W	3-0
Mar. 18	Illinois-Chicago	W	3-0
Mar. 19	Iowa State	W	2-0
Mar. 19	Michigan	L	0-5
Mar. 21	Massachusetts	W	5-4
Mar. 21	Massachusetts	W	4-3
Mar. 24	at South Carolina	L	1-2
Mar. 24	at South Carolina	L	2-3
Mar. 25	vs. Hofstra	W	5-1
Mar. 25	at South Carolina	L	3-6
Mar. 25	vs. Hofstra	W	8-2
Mar. 28	Florida AGM	W	8-0
Apr. 2	USF	W	4-0
Apr. 2	USF	L	3-4
Apr. 3	at Florida AGM	W	9-0
Apr. 3	at Florida AGM	W	10-0
Apr. 7	vs. Campbell	W	4-0
Apr. 7	at North Carolina	W	15-0
Apr. 8	vs. East Carolina	W	10-2
Apr. 8	vs. Campbell	W	7-1
Apr. 9	vs. East Carolina	W	4-3
Apr. 9	at North Carolina	W	2-1
Apr. 12	Florida AGM	W	6-0
Apr. 15	at West Florida	W	8-0
Apr. 15	at West Florida	W	3-2
ACC Championship			
Apr. 21	vs. North Carolina	W	4-0
Apr. 21	vs. Georgia Tech	W	2-1
Apr. 22	vs. Georgia Tech	W	5-2
NCAA Regional			
May 3	West Florida	W	9-3
May 3	West Florida	W	3-0
May 12	vs. USF	L	0-3
May 12	vs. South Carolina	W	5-4
May 13	at Massachusetts	L	0-8
May 13	vs. South Carolina	W	6-0
May 14	at Massachusetts	W	2-0
NCAA Regional			
May 19	vs. Nebraska	L	1-6
May 20	vs. Ohio	W	2-0
May 20	vs. Nebraska	W	6-2
May 21	at Arizona	L	0-15

1996 • (51-21, 5-3 ACC)

ACC Champions

NCAA Regional

Date	Opponent	Result	Score
Feb. 7	at Mercer	W	4-1
Feb. 7	at Mercer	W	5-2
Feb. 9	West Florida	W	8-0
Feb. 9	West Florida	W	8-0
Feb. 11	Georgia Southern	W	2-1
Feb. 11	Georgia Southern	W	5-0
Feb. 16	vs. UNLV	L	2-3
Feb. 16	vs. Washington	L	6-13
Feb. 16	vs. Arizona	L	4-8
Feb. 17	vs. Illinois State	W	4-1
Feb. 17	vs. Utah State	W	6-5
Feb. 18	vs. CS-Fullerton	L	11-12
Feb. 24	Stetson	W	1-0
Feb. 24	Stetson	W	6-2
Feb. 27	Florida AGM	W	8-0
Mar. 1	vs. Washington	L	1-3
Mar. 1	vs. Massachusetts	W	4-1
Mar. 2	vs. Long Beach State	L	1-2
Mar. 2	vs. Oregon	W	1-0
Mar. 3	vs. CS-Northridge	L	1-2
Mar. 5	UNC-Charlotte	W	7-1
Mar. 5	UNC-Charlotte	W	6-0
Mar. 6	Troy	W	5-2
Mar. 6	Troy	L	1-2
Mar. 8	vs. East Carolina	W	2-1
Mar. 8	vs. UT-Chattanooga	W	5-2
Mar. 8	vs. Ball State	W	4-2
Mar. 9	vs. Penn State	W	4-3
Mar. 9	vs. Indiana	W	3-1
Mar. 10	vs. Michigan State	W	6-2
Mar. 10	vs. UCLA	L	0-4
Mar. 14	Notre Dame	L	0-1
Mar. 15	Drake	W	1-0
Mar. 15	Ohio State	L	0-1
Mar. 16	Southern Illinois	L	3-4
Mar. 16	Eastern Michigan	W	7-0
Mar. 16	Massachusetts	W	3-1
Mar. 17	Michigan	L	1-6
Mar. 17	Connecticut	W	3-0
Mar. 19	Connecticut	W	6-0
Mar. 21	Bradley	W	4-1
Mar. 21	Bradley	W	7-2
Mar. 23	Georgia Tech*	W	2-0
Mar. 23	Georgia Tech*	L	1-3
Mar. 28	at Florida AGM	W	7-2
Mar. 28	at Florida AGM	W	13-0
Apr. 1	Florida AGM	W	4-0
Apr. 6	at Virginia*	W	8-0
Apr. 6	at Virginia*	W	5-4
Apr. 7	at Maryland*	W	4-0
Apr. 7	at Maryland*	W	6-2
Apr. 11	at North Carolina*	L	2-3
Apr. 11	at North Carolina*	L	4-5
Apr. 12	vs. Campbell	W	6-1
Apr. 13	vs. Florida Atlantic	L	0-1
Apr. 13	vs. South Carolina	W	4-2
Apr. 13	at North Carolina	W	2-0
Apr. 14	vs. Maryland	W	8-0
ACC Championship			
Apr. 19	vs. Georgia Tech	W	5-4
Apr. 19	vs. Maryland	W	3-0
Apr. 20	vs. North Carolina	W	3-1
Apr. 20	vs. North Carolina	W	-
Apr. 30	at West Florida	W	6-0
Apr. 30	at West Florida	W	10-0
May 3	at USF	W	1-0
May 3	at USF	L	1-4
May 5	South Carolina	W	5-1
May 5	South Carolina	L	3-5
May 6	South Carolina	W	2-1
NCAA Regional			
May 17	USF	W	3-1
May 18	Arizona	L	6-9
May 18	USF	W	6-0
May 19	Arizona	L	3-10

1997 • (45-19, 7-1 ACC)

ACC Champions

Date	Opponent	Result	Score
Feb. 9	at Georgia Southern	W	8-0
Feb. 9	at Georgia Southern	W	5-3
Feb. 12	at Florida AGM	W	7-0
Feb. 14	vs. Nebraska	W	2-1
Feb. 14	vs. Fresno State	L	0-2
Feb. 15	vs. Oregon	L	1-6
Feb. 15	vs. Utah	L	2-6
Feb. 16	vs. Ohio State	W	7-2
Feb. 16	vs. CS-Fullerton	W	4-2
Feb. 19	at Florida	L	1-3
Feb. 19	at Florida	W	8-1
Feb. 22	Mercer	W	1-0
Feb. 22	Mercer	W	5-1
Feb. 23	Florida AGM	W	8-0
Feb. 28	vs. Northwestern	W	2-0
Mar. 1	vs. Washington	L	3-8
Mar. 1	vs. Oklahoma	W	2-1
Mar. 2	vs. UConn	W	10-3
Mar. 3	vs. Louisiana Tech	L	2-6
Mar. 7	vs. Ball State	W	4-0
Mar. 7	vs. East Carolina	W	10-0
Mar. 7	vs. Michigan State	L	2-6
Mar. 8	vs. Hofstra	L	1-2
Mar. 8	vs. Arkansas	W	4-0
Mar. 8	vs. Indiana	W	3-2
Mar. 9	vs. Iowa	L	1-7
Mar. 11	Miami (OH)	W	2-1
Mar. 13	Louisiana Tech	L	2-3
Mar. 14	Wisconsin	L	3-12
Mar. 14	UT-Chattanooga	W	3-1
Mar. 14	UConn	W	2-1
Mar. 15	Bradley	W	4-0
Mar. 15	Eastern Michigan	W	5-1
Mar. 18	UConn	L	0-1
Mar. 18	UConn	W	8-2
Mar. 23	at Georgia Tech*	W	5-1
Mar. 23	at Georgia Tech*	W	8-5
Mar. 25	Maryland*	W	1-0
Mar. 25	Maryland*	W	3-0
Mar. 27	Youngstown State	W	8-2
Mar. 27	Youngstown State	W	6-3
Apr. 2	at Troy	W	3-2
Apr. 2	at Troy	T	1-1
Apr. 4	at Florida AGM	L	1-2
Apr. 6	Virginia*	W	8-0
Apr. 6	Virginia*	L	3-6
Apr. 10	at North Carolina*	W	6-0
Apr. 10	at North Carolina*	W	12-4
Apr. 11	vs. Florida Atlantic	W	5-1
Apr. 11	vs. Campbell	W	4-1
Apr. 11	vs. Coastal Carolina	W	12-2
Apr. 13	vs. Coastal Carolina	W	2-1
Apr. 13	vs. Florida Atlantic	W	4-0
ACC Championship			
Apr. 18	vs. North Carolina	W	5-4
Apr. 18	vs. Maryland	W	4-3
Apr. 19	vs. Maryland	L	1-2
Apr. 27	Florida AGM	W	7-0
Apr. 29	at UNC Charlotte	W	6-1
Apr. 29	at UNC Charlotte	W	3-1
May 1	at Alabama	W	2-0
May 1	at Alabama	L	5-6
May 2	at Auburn	W	2-0
May 2	at Auburn	L	1-2
May 9	USF	L	3-4
May 9	USF	L	1-3

YEAR-BY-YEAR RESULTS

1998 • (51-21, 5-3 ACC)

ACC Champions

NCAA Regional

Date	Opponent	Result	Score
Feb. 7	at Mercer	W	5-1
Feb. 7	at Mercer	W	9-1
Feb. 8	Georgia Southern	W	6-2
Feb. 8	Georgia Southern	W	3-1
Feb. 13	vs. Oregon	L	0-2
Feb. 13	vs. Purdue	W	8-1
Feb. 14	vs. Washington	W	1-0
Feb. 14	vs. Fresno State	W	2-1
Feb. 18	at West Florida	W	9-3
Feb. 18	at West Florida	W	10-6
Feb. 20	Florida A&M	W	4-2
Feb. 23	Florida A&M	W	6-0
Feb. 24	Troy	L	0-5
Feb. 24	Troy	W	5-4
Feb. 27	vs. Indiana	W	3-2
Feb. 27	vs. Arizona State	L	1-6
Feb. 28	vs. UMass	W	4-0
Feb. 28	vs. CS-Northridge	L	3-4
Mar. 1	vs. South Carolina	L	0-3
Mar. 1	vs. California	L	1-4
Mar. 5	vs. Georgia	W	6-5
Mar. 5	vs. Illinois-Chicago	L	1-3
Mar. 6	vs. Central Michigan	W	10-1
Mar. 6	vs. Purdue	W	5-4
Mar. 7	vs. Missouri	L	1-3
Mar. 7	vs. Alabama	W	4-1
Mar. 7	vs. Texas	L	1-9
Mar. 10	UNC-Charlotte	W	4-1
Mar. 10	UNC-Charlotte	W	4-1
Mar. 11	Miami (OH)	L	1-4
Mar. 11	Miami (OH)	L	1-3
Mar. 12	Purdue	L	0-1
Mar. 13	Northern Iowa	W	3-0
Mar. 13	Louisiana State	W	4-2
Mar. 13	Eastern Michigan	W	4-2
Mar. 14	Robert Morris	W	4-1
Mar. 14	Penn State	W	3-0
Mar. 14	Central Michigan	W	11-4
Mar. 15	Mississippi	W	4-2
Mar. 15	Umass	W	1-0
Mar. 17	Connecticut	W	6-4
Mar. 17	Connecticut	W	9-0
Mar. 20	North Carolina*	W	3-2
Mar. 20	North Carolina*	W	7-6
Mar. 25	Youngstown State	W	1-0
Mar. 25	Youngstown State	W	10-2
Mar. 27	vs. Wright State	W	8-3
Mar. 27	vs. Georgia State	W	8-0
Mar. 28	vs. Indiana State	W	6-1
Mar. 28	vs. Utah	W	2-1
Mar. 29	vs. Utah	L	1-4
Apr. 3	West Florida	W	2-1
Apr. 3	West Florida	W	5-3
Apr. 5	Georgia Tech*	W	3-2
Apr. 5	Georgia Tech*	W	4-1
Apr. 8	Florida	L	3-8
Apr. 8	Florida	W	5-3
Apr. 10	Florida A&M	L	1-3
Apr. 12	Auburn	W	5-1
Apr. 12	Auburn	W	8-3
Apr. 15	at Florida A&M	W	4-1
Apr. 18	at Virginia*	L	1-4
Apr. 18	at Virginia*	L	0-3
Apr. 19	at Maryland*	L	3-5
Apr. 19	at Maryland*	W	9-1
ACC Championship			
Apr. 23	Maryland	W	1-0
Apr. 24	Virginia	W	10-0
Apr. 25	Virginia	W	2-1
Apr. 25	Virginia	-	-
May 6	at USF	W	2-1
May 6	at USF	L	2-3
NCAA Midwest Regional			
May 15	at Oklahoma State	L	0-4
May 16	vs. Stanford	L	0-1

1999 • (40-25-1, 6-2 ACC)

ACC Champions

Date	Opponent	Result	Score
Feb. 6	at Georgia Southern	L	1-3
Feb. 6	at Georgia Southern	W	2-0
Feb. 9	at Florida A&M	L	2-3
Feb. 12	vs. Utah State	W	12-3
Feb. 12	vs. Utah	L	1-5
Feb. 13	vs. California	L	0-4
Feb. 13	vs. Nebraska	L	1-4
Feb. 14	vs. UNLV	W	10-5
Feb. 19	Mercer	W	9-0
Feb. 19	Mercer	W	10-0
Feb. 23	at Auburn	W	4-2
Feb. 23	at Auburn	T	0-0
Feb. 26	vs. Colorado State	W	3-2
Feb. 26	vs. Nebraska	L	0-1
Feb. 27	vs. DePaul	L	3-5
Feb. 27	vs. Arizona State	L	0-2
Feb. 28	vs. Colorado State	L	4-5
Mar. 1	Campbell	W	5-0
Mar. 1	Campbell	W	2-0
Mar. 4	vs. Mississippi State	L	1-2
Mar. 5	vs. Hofstra	W	6-5
Mar. 6	vs. Michigan	L	0-5
Mar. 6	vs. Florida Atlantic	L	4-8
Mar. 7	vs. Georgia	W	5-0
Mar. 7	at USF	L	1-2
Mar. 10	Miami (OH)	W	2-0
Mar. 10	Miami (OH)	W	6-2
Mar. 12	vs. Western Illinois	L	0-1
Mar. 13	vs. Toledo	W	9-1
Mar. 13	vs. Furman	W	2-0
Mar. 14	vs. Maryland	W	2-0
Mar. 14	vs. Central Michigan	L	1-5
Mar. 16	Massachusetts	L	1-2
Mar. 16	Massachusetts	W	6-0
Mar. 18	Virginia*	W	8-2
Mar. 18	Virginia*	W	2-1
Mar. 22	Minnesota	W	5-0
Mar. 22	Minnesota	W	5-2
Mar. 24	Maryland*	W	4-1
Mar. 24	Maryland*	L	3-5
Mar. 27	Michigan State	L	0-3
Mar. 27	Troy	W	6-1
Mar. 28	Michigan State	L	4-5
Mar. 28	Troy	W	7-0
Apr. 1	at Florida A&M	W	2-1
Apr. 3	at Georgia Tech*	W	7-0
Apr. 3	at Georgia Tech*	W	8-5
Apr. 4	at Georgia	L	0-5
Apr. 4	at Georgia	W	6-0
Apr. 7	at Florida	L	0-2
Apr. 7	at Florida	W	6-4
Apr. 9	at North Carolina*	L	0-6
Apr. 9	at North Carolina*	W	8-3
Apr. 10	vs. Florida Atlantic	L	0-1
Apr. 11	vs. Southern Miss	L	0-1
Apr. 14	Florida A&M	W	10-1
Apr. 14	Florida A&M	L	3-8
Apr. 17	FIU	W	6-1
Apr. 17	FIU	W	1-0
May 4	vs. UNC-Charlotte	W	10-1
May 4	vs. UNC-Charlotte	W	12-5
May 6	USF	W	2-1
May 6	USF	W	5-1
ACC Championship			
May 14	vs. North Carolina	W	2-1
May 15	vs. Virginia	W	1-0
May 16	vs. Virginia	W	3-0

2000 • (51-27, 6-2 ACC)

ACC Champions

NCAA Regional

Date	Opponent	Result	Score
Feb. 6	Georgia Southern	W	8-0
Feb. 6	Georgia Southern	W	6-1
Feb. 9	at Florida A&M	W	9-0
Feb. 11	California	L	0-1
Feb. 12	Florida Atlantic	L	2-3
Feb. 12	Florida A&M	W	8-7
Feb. 13	Florida Atlantic	W	2-0
Feb. 13	California	L	0-1
Feb. 16	at Mercer	W	7-0
Feb. 16	at Mercer	W	7-4
Feb. 19	at Bethune-Cookman	W	9-0
Feb. 19	at Bethune-Cookman	W	1-0
Feb. 20	at Stetson	W	2-0
Feb. 20	at Stetson	W	8-2
Feb. 26	vs. Eastern Michigan	W	5-1
Feb. 26	at Florida Atlantic	W	2-0
Feb. 27	vs. Villanova	L	2-3
Feb. 27	vs. Furman	W	8-0
Mar. 3	vs. Fresno State	L	0-2
Mar. 3	vs. Harvard	W	6-2
Mar. 4	vs. Texas	L	0-1
Mar. 4	vs. Mississippi State	L	0-4
Mar. 5	vs. Louisiana	L	1-9
Mar. 7	at Pacific	L	2-5
Mar. 10	vs. UCLA	L	0-3
Mar. 10	vs. Mississippi	L	2-3
Mar. 11	vs. Cal Poly	L	4-5
Mar. 11	at Fresno State	L	1-2
Mar. 12	vs. Illinois State	W	1-0
Mar. 12	vs. Texas Tech	W	3-0
Mar. 15	Princeton	W	4-3
Mar. 15	Princeton	W	2-0
Mar. 17	Troy	W	2-1
Mar. 17	Miami of Ohio	W	8-0
Mar. 17	Kansas	L	1-4
Mar. 18	Northern Iowa	W	6-2
Mar. 18	Michigan	L	1-6
Mar. 22	Ohio	W	8-1
Mar. 22	Ohio	W	6-1
Mar. 24	vs. Louisiana	L	1-2
Mar. 24	at UT-Chattanooga	W	1-0
Mar. 25	vs. Wisconsin	W	3-0
Mar. 25	vs. Louisiana	L	2-6
Mar. 26	vs. Wisconsin	W	6-5
Mar. 26	at UT-Chattanooga	W	2-1
Apr. 1	Georgia Tech*	L	1-2
Apr. 1	Georgia Tech*	L	2-8
Apr. 2	FIU	L	2-4
Apr. 2	FIU	W	8-3
Apr. 5	Florida	W	6-3
Apr. 5	Florida	L	3-5
Apr. 8	Southern Miss	L	0-9
Apr. 8	Florida A&M	W	3-0
Apr. 9	Southern Miss	L	1-4
Apr. 9	Florida A&M	W	9-1
Apr. 12	at Florida A&M	W	7-0
Apr. 15	Auburn	W	7-0
Apr. 15	Auburn	L	4-5
Apr. 16	North Carolina*	W	10-9
Apr. 16	North Carolina*	W	5-4
Apr. 21	at East Carolina	W	1-0
Apr. 21	at East Carolina	W	7-0
Apr. 22	at Campbell	W	7-1
Apr. 22	at Campbell	W	9-1
ACC Championship			
Apr. 29	Maryland	W	6-2
Apr. 30	Virginia	L	2-4
May 1	Maryland	W	3-0
May 1	Virginia	W	3-1
May 1	Virginia	W	2-0
May 3	at Virginia*	W	3-2
May 3	at Virginia*	W	6-2
May 4	at Maryland*	W	10-3
May 4	at Maryland*	W	3-2
NCAA West Regional			
May 18	vs. Long Beach State	W	2-0
May 19	vs. Iowa	W	4-1
May 20	at UCLA	L	1-6
May 20	vs. Iowa	W	4-2
May 21	at UCLA	L	1-7

2001 • (58-12, 7-1 ACC)

NCAA Regional

Date	Opponent	Result	Score
Feb. 3	at Georgia Southern	W	8-0
Feb. 3	at Georgia Southern	W	4-0
Feb. 9	Florida A&M	W	1-0
Feb. 10	UT-Chattanooga	W	4-1
Feb. 10	FIU	L	1-2
Feb. 11	UT-Chattanooga	W	3-2
Feb. 11	FIU	W	3-2
Feb. 16	Kent State	W	4-0
Feb. 17	College of Charleston	W	8-0
Feb. 17	Boston College	W	1-0
Feb. 18	College of Charleston	W	9-1
Feb. 18	Boston College	W	5-4
Feb. 20	Mercer	W	4-0
Feb. 20	Mercer	W	8-0
Feb. 23	vs. Illinois	L	0-1
Feb. 23	at Florida Atlantic	L	1-2
Feb. 24	vs. Florida A&M	W	11-0
Feb. 24	vs. Maryland	W	5-3
Feb. 25	vs. Illinois	W	2-0
Feb. 25	at Florida Atlantic	W	1-0
Mar. 2	Central Michigan	W	3-1
Mar. 3	Northwestern	W	2-1
Mar. 3	Ball State	W	1-0
Mar. 4	Northwestern	W	8-2
Mar. 4	Central Michigan	W	2-0
Mar. 6	at Florida A&M	L	4-5
Mar. 9	vs. UC-Riverside	W	8-0
Mar. 9	at San Diego State	W	2-1
Mar. 14	Nebraska	L	0-3
Mar. 15	Iowa State	W	4-0
Mar. 16	Iowa State	W	6-0
Mar. 16	Syracuse	W	3-2
Mar. 17	Bethune-Cookman	W	3-2
Mar. 17	Troy	W	11-0
Mar. 20	Connecticut	W	8-0
Mar. 20	Connecticut	W	3-0
Mar. 28	Florida A&M	W	7-0
Mar. 31	at Georgia Tech*	W	7-0
Mar. 31	at Georgia Tech*	L	1-2
Apr. 1	at Georgia State	W	9-1
Apr. 1	at Georgia State	W	10-0
Apr. 6	at North Carolina*	W	2-0
Apr. 7	at North Carolina*	W	5-0
Apr. 7	vs. Florida Atlantic	W	5-4
Apr. 7	vs. East Carolina	W	2-0
Apr. 8	at North Carolina	L	2-3
Apr. 11	at Florida A&M	W	6-0
Apr. 14	at Jacksonville State	W	4-1
Apr. 14	at Jacksonville State	W	12-2
Apr. 17	Florida A&M	W	12-0
Apr. 18	at Florida	W	5-3
Apr. 18	at Florida	W	3-1
Apr. 21	East Carolina	W	9-2
Apr. 21	East Carolina	W	9-0
Apr. 28	Virginia*	W	8-0
Apr. 28	Virginia*	W	10-2
Apr. 30	at Troy	W	1-0
Apr. 30	at Troy	L	1-2
May 5	Maryland*	W	5-0
May 5	Maryland*	W	10-1
ACC Championship			
May 11	vs. Maryland	W	2-1
May 12	vs. North Carolina	L	0-2
May 13	vs. Maryland	W	4-0
May 13	vs. North Carolina	L	1-4
NCAA Tallahassee Regional			
May 17	Bethune-Cookman	W	6-2
May 18	Florida	W	6-2
May 19	California	L	0-1
May 19	Florida Atlantic	W	2-0
May 20	California	W	2-1
May 20	California	L	2-3



YEAR-BY-YEAR RESULTS

2002 • (55-20, 6-0 ACC)

College World Series
NCAA Semifinalist

Date	Opponent	Result	Score
Feb. 3	Georgia Southern	W	7-0
Feb. 3	Georgia Southern	W	4-0
Feb. 5	at Mercer	W	2-0
Feb. 5	at Mercer	W	2-1
Feb. 8	Florida Atlantic	L	2-4
Feb. 8	Washington	L	4-6
Feb. 9	South Carolina	L	0-4
Feb. 9	Louisville	W	4-1
Feb. 15	Georgia	L	2-3
Feb. 15	Syracuse	W	6-3
Feb. 16	Penn St	W	4-0
Feb. 16	Maryland	W	2-1
Feb. 17	St. Johns	W	8-3
Feb. 22	vs. Texas Tech	L	1-4
Feb. 22	at New Mexico St.	W	5-0
Feb. 23	vs. Dayton	W	5-0
Feb. 23	at New Mexico St.	W	1-0
Feb. 24	vs. Dayton	W	12-0
Feb. 24	vs. Texas Tech	L	7-8
Feb. 27	at Florida AGM	W	7-3
Mar. 1	Kansas	W	5-4
Mar. 3	Texas	W	1-0
Mar. 3	Mississippi St.	L	0-2
Mar. 6	Pittsburgh	W	7-0
Mar. 8	Middle Tenn St.	W	2-1
Mar. 8	Iowa St	W	7-0
Mar. 9	Auburn	W	5-4
Mar. 9	Michigan	L	0-1
Mar. 9	Massachusetts	L	2-3
Mar. 11	Southern Illinois	W	2-1
Mar. 14	vs. Oklahoma	W	1-0
Mar. 14	vs. Rutgers	W	5-1
Mar. 15	at CS-Fullerton	L	1-8
Mar. 15	vs. Depaul	W	11-5
Mar. 16	vs. Washington	W	3-2
Mar. 17	vs. Texas	L	2-4
Mar. 20	Maine	W	6-2
Mar. 20	Maine	W	1-0
Mar. 22	vs. Campbell	W	8-0
Mar. 22	vs. UNC-Greensboro	W	3-1
Mar. 23	vs. Princeton	W	5-1
Mar. 23	vs. Ohio St.	L	1-2
Mar. 23	vs. UCF	W	10-2
Mar. 24	vs. Troy	L	2-4
Mar. 28	at Florida AGM	W	2-1
Apr. 6	Florida AGM	W	6-0
Apr. 6	Florida AGM	W	18-3
Apr. 11	UAB	W	9-0
Apr. 11	UAB	W	5-3
Apr. 13	Georgia Tech*	W	7-3
Apr. 13	Georgia Tech*	W	4-2
Apr. 17	Florida	L	1-7
Apr. 17	Florida	W	6-1
Apr. 20	North Carolina*	W	7-6
Apr. 20	North Carolina*	W	9-5
Apr. 28	Jacksonville State	W	3-0
Apr. 28	Jacksonville State	W	6-1
Apr. 30	at Virginia*	W	4-0
Apr. 30	at Virginia*	W	6-3
May 4	Troy	W	7-2
May 4	Troy	W	9-1
May 7	Florida Atlantic	W	3-2
May 7	Florida Atlantic	L	0-5

ACC Championship

May 10	North Carolina	W	3-2
May 11	Georgia Tech	L	0-2
May 11	North Carolina	L	2-5

NCAA Tallahassee Regional

May 16	Auburn	W	2-1
May 17	Georgia Tech	L	0-7
May 19	UT-Chattanooga	W	1-0
May 19	Georgia Tech	W	3-2
May 19	Georgia Tech	W	6-1

College World Series

May 23	vs. UCLA	W	2-1
May 24	vs. California	L	0-1
May 25	vs. Nebraska	W	4-3
May 26	vs. Arizona	L	2-6

2003 • (46-11, 8-0 ACC)

ACC Champions
NCAA Regional

Date	Opponent	Result	Score
Feb. 1	at Georgia Southern	W	7-2
Feb. 1	at Georgia Southern	L	1-2
Feb. 4	Auburn	W	8-0
Feb. 4	Auburn	W	3-2 (10)
Feb. 7	Oregon	L	1-3
Feb. 7	Florida AGM	W	13-2
Feb. 8	Georgia	L	4-5(8)
Feb. 8	SE Louisiana	W	4-1
Feb. 14	Middle Tenn. St.	W	11-0
Feb. 14	Iowa State	W	3-1
Feb. 15	Middle Tenn. St.	W	6-3
Feb. 15	Iowa State	W	6-2
Feb. 18	at Florida AGM	W	5-0
Feb. 22	vs. Pacific	W	8-1
Feb. 22	vs. Oregon State	L	0-2
Feb. 23	vs. UMass	L	1-2
Feb. 26	Mercer	W	11-0
Feb. 28	Mississippi State	L	1-3
Mar. 2	Syracuse	W	6-1
Mar. 2	Pittsburgh	W	7-1
Mar. 5	at Troy	W	8-3
Mar. 5	at Troy	W	7-1
Mar. 7	Rutgers	W	6-0
Mar. 8	Winthrop	W	1-0
Mar. 8	Penn State	L	3-4 (11)
Mar. 12	vs. Long Beach State	W	4-0
Mar. 13	vs. Arizona	L	0-2
Mar. 14	vs. Louisiana	L	0-3
Mar. 22	vs. Princeton	W	5-1
Mar. 22	vs. Boston	W	2-1 (10)
Mar. 22	vs. Middle Tenn. St.	W	5-0
Mar. 23	vs. Georgia	W	4-3 (8)
Mar. 25	Maryland*	W	6-2
Mar. 25	Maryland*	W	3-2(10)
Mar. 27	at Florida AGM	W	9-2
Apr. 4	at Elon	W	6-0
Apr. 4	at Elon	W	6-0
Apr. 5	at North Carolina*	W	1-0
Apr. 5	at North Carolina*	W	4-0
Apr. 9	UCF	W	2-1 (9)
Apr. 9	UCF	W	2-0
Apr. 12	at Furman	W	6-0
Apr. 12	at Furman	W	12-0
Apr. 15	Florida AGM	W	8-0
Apr. 19	Jacksonville	W	9-0
Apr. 19	Jacksonville	W	2-0
Apr. 23	at Florida	W	5-0
Apr. 23	at Florida	W	7-3
Apr. 26	Virginia*	W	5-0
Apr. 26	Virginia*	W	12-1
May 4	at Georgia Tech*	W	4-0
May 4	at Georgia Tech*	W	6-0

ACC Championship

May 9	Virginia	W	10-1
May 10	Georgia Tech	W	5-3
May 11	Virginia	W	10-2

NCAA Gainesville Regional

May 15	vs. Texas-Arlington	L	0-1
May 16	vs. Oregon State	L	1-2

2004 • (62-12, 9-1 ACC)

ACC Champions
College World Series

Date	Opponent	Result	Score
Feb. 7	Illinois State	W	11-3
Feb. 7	Louisville	W	8-0
Feb. 8	Minnesota	W	3-0
Feb. 8	Florida AGM	W	9-1
Feb. 11	at Mercer	W	5-1
Feb. 11	at Mercer	W	8-2
Feb. 15	Southern Miss	W	5-1
Feb. 15	Southern Miss	W	9-1
Feb. 17	Georgia Southern	W	8-0
Feb. 17	Georgia Southern	W	4-0
Feb. 20	at Jacksonville	W	3-2
Feb. 20	at Jacksonville	L	1-2
Feb. 22	Florida AGM	W	8-0
Feb. 27	vs. Army	W	10-0
Feb. 27	vs. Texas	W	2-1
Feb. 28	vs. Washington	W	7-1
Feb. 28	vs. Oklahoma	W	3-2
Feb. 29	vs. South Carolina	W	3-1
Feb. 29	vs. LSU	L	3-4
Mar. 5	Penn State	W	8-0
Mar. 5	Rhode Island	W	11-0
Mar. 6	Louisiana	L	0-1
Mar. 6	St. John's	W	7-4
Mar. 7	Connecticut	W	8-0
Mar. 9	Connecticut	W	7-4
Mar. 11	Notre Dame	W	4-3
Mar. 12	Texas AGM	W	8-0
Mar. 12	Robert Morris	W	9-1
Mar. 13	St. Joseph's	W	7-0
Mar. 13	Central Michigan	W	9-0
Mar. 13	St. Joseph's	W	14-0
Mar. 14	Michigan	W	1-0
Mar. 16	Troy	W	11-2
Mar. 16	Troy	W	6-2
Mar. 18	vs. Arizona State	W	1-0
Mar. 18	vs. Nebraska	L	0-1
Mar. 19	vs. UNLV	W	2-1
Mar. 20	vs. Fresno State	W	3-0
Mar. 20	at CS-Fullerton	W	3-0
Mar. 25	FIU	W	5-1
Mar. 25	FIU	W	11-0
Mar. 30	at Florida AGM	W	12-0
Apr. 3	Georgia Tech*	W	4-0
Apr. 3	Georgia Tech*	W	2-1
Apr. 5	at Florida AGM	W	12-0
Apr. 7	Florida	W	2-0
Apr. 10	at UCF	W	2-1
Apr. 10	at UCF	W	3-2
Apr. 10	at UCF	W	12-0
Apr. 14	Florida AGM	W	12-0
Apr. 17	at Virginia*	W	1-0
Apr. 17	at Virginia*	L	4-5
Apr. 18	Maryland*	W	7-0
Apr. 18	Maryland*	W	2-1
Apr. 24	North Carolina*	W	1-0
Apr. 24	North Carolina*	W	5-0
May 1	NC State*	W	8-0
May 1	NC State*	W	4-0
May 3	at Auburn	L	0-1
May 3	at Auburn	W	4-0
May 8	at Michigan	L	1-2
May 8	at Michigan	L	0-1
May 10	at Eastern Michigan	W	2-0
May 10	at Eastern Michigan	L	5-6

ACC Championship

May 14	at Georgia Tech	W	3-2
May 15	at North Carolina	W	8-0
May 16	at Georgia Tech	W	3-1

NCAA Tallahassee Regional

May 20	vs. Long Island	W	4-0
May 21	vs. CS-Northridge	W	1-0
May 22	vs. Oregon	W	5-4
May 23	vs. Oregon	L	0-1
May 23	vs. Oregon	W	2-0

College World Series

May 27	vs. California	L	2-4
May 29	vs. Washington	W	2-0
May 30	vs. LSU	L	1-2

2005 • (35-28, 11-6 ACC)

NCAA Regional

Date	Opponent	Result	Score
Feb. 9	at Florida AGM	W	5-2
Feb. 9	at Florida AGM	L	7-10
Feb. 11	Missouri	L	2-3 (9)
Feb. 11	Nicholls State	W	2-0
Feb. 12	Nicholls State	W	7-3
Feb. 12	Missouri	L	3-6
Feb. 15	at Georgia Southern	L	0-1
Feb. 15	at Georgia Southern	W	3-0
Feb. 18	South Carolina	W	4-2
Feb. 18	Syracuse	W	5-4 (8)
Feb. 19	SE Louisiana	W	6-0
Feb. 19	Syracuse	L	1-2
Feb. 25	vs. Lehigh	W	5-1
Feb. 25	vs. Michigan State	W	4-1
Feb. 26	vs. Oklahoma	L	0-3
Feb. 26	vs. Fresno State	W	2-0
Mar. 2	Maine	W	1-0
Mar. 2	Maine	W	5-2
Mar. 4	at North Carolina*	W	2-0
Mar. 4	at North Carolina*	W	6-3
Mar. 5	at North Carolina*	L	2-3
Mar. 7	at NC State*	W	5-2
Mar. 7	at NC State*	L	1-2
Mar. 11	Iowa State	W	1-0
Mar. 11	Saint Joseph's	W	4-0
Mar. 12	Radford	W	4-0
Mar. 12	Eastern Kentucky	W	13-5
Mar. 13	Southern Illinois	L	0-4
Mar. 17	vs. Texas	L	2-7
Mar. 17	vs. Long Beach State	W	5-1
Mar. 18	vs. Arizona	L	0-6
Mar. 19	vs. Syracuse	L	3-4
Mar. 26	at Georgia Tech*	L	0-2
Mar. 26	at Georgia Tech*	L	1-3
Mar. 27	at Georgia Tech*	L	0-5
Mar. 30	Jacksonville	L	2-5
Mar. 30	Jacksonville	W	11-0
Apr. 2	Virginia Tech*	W	4-2
Apr. 2	Virginia Tech*	W	3-2
Apr. 3	Virginia Tech*	W	5-2
Apr. 13	UCF	L	1-2
Apr. 13	UCF	W	1-0
Apr. 16	Maryland*	W	1-0
Apr. 16	Maryland*	L	2-7
Apr. 17	Maryland*	W	2-0
Apr. 18	Florida AGM	W	4-1
Apr. 20	Florida AGM	W	5-1
Apr. 23	Virginia*	W	5-3
Apr. 23	Virginia*	W	4-0
Apr. 24	Virginia*	W	3-2
May 1	at Troy	L	3-5
May 1	at Troy	L	1-3
May 3	at Florida	L	4-7
May 3	at Florida	L	0-2
May 6	at BYU	W	12-3
May 6	at BYU	L	2-5
May 7	at Utah	L	5-8

ACC Championship

May 12	vs. Virginia Tech	L	2-3
May 13	at Maryland	L	0-2

NCAA Auburn Regional

May 20	at Auburn	W	5-0
May 21	vs. Baylor	L	5-9
May 22	at Auburn	W	2-0
May 27	vs. Baylor	L	3-5

YEAR-BY-YEAR RESULTS

2006 • (44-30, 10-10 ACC)
NCAA Super Regional

Date	Opponent	Result	Score
Feb. 10	Louisville	L	3-12
Feb. 10	Samford	W	7-2
Feb. 11	Nicholls State	W	11-3
Feb. 14	Georgia Southern	W	3-2
Feb. 14	Georgia Southern	W	10-2
Feb. 17	South Carolina	W	4-3
Feb. 17	Iowa State	W	5-0
Feb. 18	South Carolina	L	2-4
Feb. 18	Iowa State	W	9-1
Feb. 22	at Jacksonville	W	8-1
Feb. 22	at Jacksonville	L	1-2
Feb. 24	vs. Louisiana	L	0-14
Feb. 24	vs. Tennessee	L	0-1
Feb. 28	at Florida AGM	W	5-2
Mar. 2	Michigan	L	0-9
Mar. 3	Michigan	L	3-6
Mar. 3	Western Michigan	W	2-1
Mar. 4	Maryland	W	6-5
Mar. 4	Michigan	L	0-5
Mar. 7	Connecticut	W	8-2
Mar. 7	Connecticut	W	1-0
Mar. 10	Connecticut	W	5-2(9)
Mar. 10	Kent State	L	2-4
Mar. 11	Western Illinois	W	11-6
Mar. 11	Georgia State	W	5-2
Mar. 12	Florida AGM	W	5-3
Mar. 12	St. John's	W	7-2
Mar. 13	North Carolina*	W	2-1
Mar. 14	North Carolina*	L	3-5
Mar. 14	North Carolina*	L	1-3
Mar. 16	at CS-Fullerton	L	1-6
Mar. 16	vs. Arizona State	W	1-0 (10)
Mar. 17	vs. Notre Dame	L	0-1
Mar. 18	vs. Michigan	L	3-11
Mar. 23	FIU	W	3-1
Mar. 23	FIU	W	8-0
Mar. 25	Boston College*	L	5-7
Mar. 25	Boston College*	W	8-0
Mar. 26	Boston College*	W	7-5
Mar. 29	Florida AGM	W	9-3
Mar. 30	Auburn	L	2-7
Apr. 1	Georgia Tech*	W	9-1
Apr. 1	Georgia Tech*	L	3-8
Apr. 2	Georgia Tech*	W	7-4
Apr. 3	at Florida AGM	L	0-4
Apr. 5	Florida	W	4-0
Apr. 5	Florida	W	6-5 (8)
Apr. 9	at Virginia*	L	0-1
Apr. 9	at Virginia*	W	8-5
Apr. 12	Florida AGM	W	9-3
Apr. 15	NC State*	L	0-2
Apr. 15	NC State*	L	5-6
Apr. 16	NC State*	W	2-0
Apr. 18	Troy	W	4-3
Apr. 18	Troy	L	2-4
Apr. 21	at Virginia Tech*	L	0-2
Apr. 22	at Virginia Tech*	L	2-10
Apr. 22	at Virginia Tech*	W	9-6
May 2	at UCF	W	2-0
May 2	at UCF	W	8-2
May 6	at Maryland*	L	4-6
May 6	at Maryland*	W	4-1
May 7	at Maryland*	W	8-4
ACC Championship			
May 11	Georgia Tech	W	10-1
May 12	NC State	W	6-0
May 13	Georgia Tech	L	3-4
May 13	Georgia Tech	W	7-4
May 14	NC State	L	1-4
NCAA Athens Regional			
May 19	vs. Coastal Carolina	W	7-1
May 20	at Georgia	W	3-2
May 21	at Georgia	L	1-3
May 21	at Georgia	W	2-0
NCAA Tempe Super Regional			
May 26	at Arizona State	L	1-6
May 27	at Arizona State	L	5-1

2007 • (44-25, 13-7 ACC)
NCAA Regional

Date	Opponent	Result	Score
Feb. 9	Samford	W	13-5
Feb. 9	Florida AGM	W	5-0
Feb. 10	Radford	W	2-1
Feb. 10	Samford	W	8-0
Feb. 13	at Georgia Southern	W	11-2
Feb. 16	Jacksonville	W	10-2
Feb. 16	Kansas	L	0-1
Feb. 17	South Carolina	W	8-3
Feb. 17	Memphis	W	8-0
Feb. 23	vs. Nebraska	W	2-1(9)
Feb. 23	vs. Mississippi State	W	4-2
Feb. 24	vs. Tennessee Tech	W	9-8(8)
Feb. 24	vs. Seton Hall	W	4-2
Feb. 25	Southern Illinois	L	1-4
Feb. 28	Michigan	L	3-4
Feb. 28	Michigan	L	2-3
Mar. 3	at NC State*	L	3-6
Mar. 3	at NC State*	W	4-0
Mar. 4	at NC State*	L	2-4
Mar. 9	Syracuse	W	8-0
Mar. 9	Georgia State	W	6-2
Mar. 10	Appalachian State	W	4-2
Mar. 10	Maine	W	9-1
Mar. 10	Florida AGM	W	9-4
Mar. 11	Southern Illinois	W	6-0
Mar. 11	Georgia	L	1-2
Mar. 13	Southern Miss	W	2-0
Mar. 13	Southern Miss	W	6-1
Mar. 15	vs. Washington	W	3-1
Mar. 15	vs. CS-Northridge	L	3-4
Mar. 16	vs. Michigan	L	2-4
Mar. 17	vs. NC State*	L	2-3
Mar. 17	at CS-Fullerton	L	3-4
Mar. 21	at Florida AGM	W	8-0
Mar. 24	Virginia Tech*	L	0-1
Mar. 24	Virginia Tech*	W	10-2
Mar. 25	Virginia Tech*	L	0-1
Mar. 28	UCF	L	0-1(12)
Mar. 28	UCF	W	8-3
Mar. 31	Maryland*	W	4-2(14)
Mar. 31	Maryland*	W	6-0
Apr. 1	Maryland*	W	8-0
Apr. 4	at Florida	L	1-5
Apr. 4	at Florida	L	3-4
Apr. 7	at Georgia Tech*	W	8-0
Apr. 7	at Georgia Tech*	L	1-9(8)
Apr. 8	at Georgia Tech*	L	6-7
Apr. 11	Florida AGM	W	9-1
Apr. 14	at Boston College*	W	9-0
Apr. 14	at Boston College*	W	6-3
Apr. 17	Jacksonville	W	8-0
Apr. 17	Jacksonville	W	3-0
Apr. 21	Virginia*	W	8-2
Apr. 21	Virginia*	W	4-2
Apr. 22	Virginia*	W	8-0
Apr. 28	at North Carolina*	L	3-4
Apr. 28	at North Carolina*	W	3-2
Apr. 29	at North Carolina*	W	6-3
May 2	at Troy	W	5-3
May 2	at Troy	W	4-2
May 3	North Florida	W	5-0
May 3	North Florida	W	2-1
May 6	at Auburn	L	2-7
ACC Championship			
May 10	vs. North Carolina	W	8-0
May 11	vs. Virginia Tech	L	0-4
May 11	vs. Maryland	W	7-4
May 12	vs. Georgia Tech	L	3-6
NCAA Tuscaloosa Regional			
May 18	vs. California	L	6-13
May 19	at Alabama	L	3-6

2008 • (38-28, 12-9 ACC)
NCAA Regional

Date	Opponent	Result	Score
Feb. 8	Southern Miss	W	11-3
Feb. 8	Louisville	L	3-4
Feb. 9	Troy	L	1-3
Feb. 9	Louisville	W	6-4
Feb. 13	at Florida AGM	W	9-1
Feb. 15	Jacksonville	L	2-5
Feb. 16	Bethune-Cookman	W	14-3
Feb. 17	Michigan State	L	2-3
Feb. 17	UAB	W	4-1
Feb. 19	at Jacksonville	W	10-0
Feb. 19	at Jacksonville	W	3-1
Feb. 23	North Carolina*	W	2-0
Feb. 23	North Carolina*	L	1-5
Feb. 24	North Carolina*	L	4-7
Feb. 27	Troy	L	0-3
Feb. 27	Troy	W	3-2
Feb. 29	vs. Massachusetts	W	6-0
Feb. 29	vs. Hofstra	W	1-0
Mar. 1	vs. Tennessee	L	5-8
Mar. 1	vs. Texas AGM	L	0-7
Mar. 2	vs. Iowa	W	2-0
Mar. 8	Appalachian State	W	2-0
Mar. 8	Connecticut	W	7-0
Mar. 9	Georgia State	W	1-0
Mar. 9	Georgia State	W	3-0
Mar. 11	Connecticut	W	2-1
Mar. 11	Connecticut	W	2-1
Mar. 14	at Virginia*	W	9-1
Mar. 14	at Virginia*	W	8-3
Mar. 15	at Virginia*	W	5-1
Mar. 18	Lipscomb	W	5-1
Mar. 18	Lipscomb	W	11-3
Mar. 20	vs. Arizona State	W	3-2
Mar. 20	vs. Long Beach State	L	2-6
Mar. 21	vs. Arizona	L	2-13
Mar. 21	vs. Washington	L	3-4
Mar. 22	at CS-Fullerton	W	4-1
Mar. 26	Georgia Southern	W	8-0
Mar. 26	Georgia Southern	W	4-3
Mar. 29	Boston College*	W	1-0
Mar. 29	Boston College*	L	1-6
Mar. 30	Boston College*	W	6-0
Apr. 2	Florida AGM	W	18-0
Apr. 5	at Maryland*	L	1-3
Apr. 5	at Maryland*	W	3-0
Apr. 6	at Maryland*	L	3-4
Apr. 9	at UCF	L	0-2
Apr. 9	at UCF	L	1-4
Apr. 12	Georgia Tech*	L	2-5
Apr. 12	Georgia Tech*	W	10-2
Apr. 13	Georgia Tech*	L	2-6
Apr. 16	Florida	L	1-6
Apr. 16	Florida	L	4-14
Apr. 18	Virginia Tech*	L	0-3
Apr. 18	Virginia Tech*	L	1-3
Apr. 19	Virginia Tech*	W	2-0
Apr. 26	NC State*	W	1-0
Apr. 26	NC State*	W	4-3
Apr. 27	NC State*	W	10-1
Apr. 30	at Michigan	L	2-6
Apr. 30	at Michigan	L	4-8
ACC Championship			
May 8	vs. Boston College	W	5-1
May 10	vs. Virginia Tech	L	0-2
NCAA Tuscaloosa Regional			
May 15	vs. Jacksonville State	L	3-4
May 16	vs. UT-Chattanooga	W	5-3
May 16	vs. Jacksonville State	L	1-10

2009 • (44-16, 17-4 ACC)
NCAA Regional

Date	Opponent	Result	Score
Feb. 6	vs. Iowa	W	6-0
Feb. 6	at Texas	L	2-3
Feb. 7	vs. Stephen F. Austin	W	4-3
Feb. 7	vs. Stephen F. Austin	W	10-5
Feb. 8	at Texas	W	6-4
Feb. 11	Florida AGM	W	5-0
Feb. 13	Appalachian State	W	6-0
Feb. 14	Miami (OH)	W	10-2
Feb. 15	Purdue	W	8-0
Feb. 15	Mississippi State	L	5-4
Feb. 18	South Alabama	W	6-1
Feb. 21	East Carolina	L	2-1
Feb. 21	Indiana	W	7-0
Feb. 22	UC-Riverside	W	13-2
Feb. 22	Michigan	W	6-5
Feb. 24	Michigan	L	0-1
Mar. 5	Bethune-Cookman	W	3-2
Mar. 6	Troy	W	2-0
Mar. 6	Liberty	W	11-3
Mar. 7	Middle Tenn. St.	W	6-1
Mar. 9	at North Carolina*	L	0-1
Mar. 10	at North Carolina*	W	6-2
Mar. 10	at North Carolina*	W	4-1
Mar. 12	vs. Washington	L	1-4
Mar. 12	vs. Oklahoma	L	1-3
Mar. 13	vs. Fresno State	L	0-1
Mar. 14	vs. Bowling Green	W	3-0
Mar. 15	vs. Texas	W	2-0
Mar. 18	Jacksonville	W	4-0
Mar. 18	Jacksonville	W	10-0
Mar. 23	at North Florida	W	7-0
Mar. 23	at North Florida	L	3-5
Mar. 24	at Florida AGM	W	5-1
Mar. 28	at Georgia Tech*	L	3-8
Mar. 28	at Georgia Tech*	L	0-3
Mar. 29	at Georgia Tech*	W	5-4
Apr. 4	Virginia Tech*	W	6-0
Apr. 4	Virginia Tech*	W	3-2
Apr. 5	Virginia Tech*	L	0-2
Apr. 7	Troy	W	8-0
Apr. 7	Troy	W	1-0
Apr. 8	at Florida	L	3-4
Apr. 11	Maryland*	W	1-0
Apr. 11	Maryland*	W	8-0
Apr. 12	Maryland*	W	1-0
Apr. 18	at NC State*	W	10-1
Apr. 18	at NC State*	W	1-0
Apr. 19	at NC State*	W	1-0
Apr. 25	Virginia*	W	3-1
Apr. 25	Virginia*	W	12-4
Apr. 26	Virginia*	W	5-1
May 2	at Boston College*	W	2-0
May 2	at Boston College*	W	1-0
May 3	at Boston College*	W	4-0
ACC Championship			
May 8	vs. Boston College	W	2-0
May 9	vs. North Carolina	W	4-1
May 10	vs. Georgia Tech	L	1-3
NCAA Tallahassee Regional			
May 15	vs. Oklahoma State	L	0-1
May 16	vs. Mississippi State	W	5-0
May 16	vs. Oklahoma State	L	0-1



YEAR-BY-YEAR RESULTS

2010 • (44-18, 12-9 ACC)

NCAA Regional

Date	Opponent	Result	Score
Feb. 11	Southern Miss	L	1-2
Feb. 13	Bowling Green	W	9-0
Feb. 13	Iona	W	9-1
Feb. 14	Mercer	W	2-1
Feb. 14	Bowling Green	W	8-1
Feb. 17	at Florida AGM	W	9-2
Feb. 19	Coastal Carolina	W	4-0
Feb. 20	South Dakota State	W	12-0
Feb. 20	Gardner-Webb	W	7-0
Feb. 20	Gardner-Webb	W	5-0
Feb. 21	South Dakota State	W	6-0
Feb. 24	at Jacksonville	W	8-0
Feb. 26	vs. Illinois	L	3-4
Feb. 26	vs. Southern Illinois	W	9-1
Feb. 27	vs. Miss. Valley State	W	8-3
Feb. 27	vs. Hofstra	W	8-0
Feb. 28	vs. Kent State	W	6-0
Mar. 5	vs. Eastern Michigan	W	8-0
Mar. 5	at Florida Atlantic	W	6-3
Mar. 6	vs. Connecticut	W	5-4
Mar. 6	vs. Michigan State	W	3-1
Mar. 7	vs. Miami (OH)	W	4-0
Mar. 9	vs. Michigan State	W	7-0
Mar. 13	North Carolina*	L	0-5
Mar. 13	North Carolina*	W	2-1
Mar. 14	North Carolina*	L	4-5
Mar. 16	FIU	W	8-3
Mar. 16	FIU	W	7-2
Mar. 18	Auburn	L	0-1
Mar. 19	vs. Texas Tech	L	1-2
Mar. 20	vs. Long Island	W	6-0
Mar. 20	vs. Northern Illinois	W	7-1
Mar. 21	vs. Syracuse	W	3-0
Mar. 24	at Georgia	W	4-3
Mar. 27	Boston College*	W	4-0
Mar. 27	Boston College*	W	6-0
Mar. 28	Boston College*	W	11-3
Apr. 3	at Maryland*	W	2-0
Apr. 3	at Maryland*	W	3-2
Apr. 4	at Maryland*	L	2-6
Apr. 7	at UCF	W	6-1
Apr. 10	NC State*	W	4-2
Apr. 10	NC State*	W	5-0
Apr. 11	NC State*	L	1-3
Apr. 14	Florida	L	4-8
Apr. 14	Florida	L	2-9
Apr. 17	at Virginia Tech*	L	7-8
Apr. 17	at Virginia Tech*	L	4-5
Apr. 18	at Virginia Tech*	W	3-1
Apr. 21	at South Alabama	W	2-0
Apr. 24	Georgia Tech*	L	1-14
Apr. 24	Georgia Tech*	W	6-2
Apr. 25	Georgia Tech*	L	2-5
May 1	at Virginia*	L	1-2
May 1	at Virginia*	W	9-6
May 2	at Virginia*	W	2-1
ACC Championship			
May 14	vs. Maryland	W	3-0
May 15	at Virginia Tech	W	5-3
May 16	vs. Georgia Tech	L	4-8
NCAA Athens Regional			
May 21	vs. Radford	W	10-1
May 22	at Georgia	L	2-5
May 22	vs. Radford	L	2-3

2011 • (32-28, 9-11 ACC)

ACC Champions

NCAA Regional

Date	Opponent	Result	Score
Feb. 11	UNC-Greensboro	L	0-1
Feb. 11	St. John's	L	5-11
Feb. 12	Hofstra	W	5-1
Feb. 12	UNC-Greensboro	W	13-3
Feb. 13	Hofstra	L	0-2
Feb. 15	Florida AGM	W	8-5
Feb. 18	Georgia Southern	W	6-4
Feb. 18	Middle Tennessee	W	10-3
Feb. 19	Kentucky	W	2-0
Feb. 19	Middle Tennessee	W	11-1
Feb. 20	Kentucky	L	2-7
Feb. 24	vs. BYU	W	6-4
Feb. 24	vs. Oregon State	L	5-6
Feb. 25	vs. Northwestern	L	0-3
Feb. 26	vs. Long Beach State	W	4-1
Feb. 26	vs. San Diego State	L	2-10
Mar. 5	Wisconsin	W	7-1
Mar. 5	Utah	L	4-5
Mar. 6	Utah	W	7-3
Mar. 6	Wisconsin	W	9-0
Mar. 8	at Auburn	L	3-5
Mar. 11	vs. Mississippi State	L	8-9
Mar. 12	at Alabama	L	0-8
Mar. 12	vs. Mississippi State	L	7-8
Mar. 13	at Alabama	L	2-9
Mar. 16	South Alabama	W	6-0
Mar. 19	at NC State*	W	3-2
Mar. 19	at NC State*	L	2-4
Mar. 20	at NC State*	W	7-2
Mar. 23	at Florida AGM	W	9-2
Mar. 26	at North Carolina*	L	0-1
Mar. 26	at North Carolina*	L	2-3
Mar. 27	at North Carolina*	L	0-4
Apr. 2	Virginia Tech*	W	1-0
Apr. 2	Virginia Tech*	L	1-2
Apr. 3	Virginia Tech*	L	3-4
Apr. 6	at UCF	L	1-2
Apr. 9	Virginia*	W	8-0
Apr. 9	Virginia*	L	1-2
Apr. 10	Virginia*	W	6-1
Apr. 12	Mercer	W	5-4
Apr. 12	Mercer	W	3-0
Apr. 13	North Florida	W	9-7
Apr. 13	North Florida	W	6-1
Apr. 16	at Boston College*	W	7-1
Apr. 16	at Boston College*	W	11-4
Apr. 23	Maryland*	L	0-1
Apr. 23	Maryland*	L	4-7
Apr. 24	Maryland*	W	5-0
May 4	at Florida	L	0-1
May 7	at Georgia Tech*	L	3-11
May 7	at Georgia Tech*	L	2-7
May 8	at Georgia Tech*	W	9-4

ACC Championship

May 13	vs. Virginia Tech	W	9-2
May 14	vs. Virginia	W	12-5
May 15	vs. North Carolina	W	4-1

NCAA Athens Regional

May 20	vs. UAB	L	0-2
May 21	vs. Georgia State	W	6-1
May 21	vs. UAB	W	13-1
May 22	at Georgia	L	2-10

2012 • (47-16, 16-5 ACC)

NCAA Regional

Date	Opponent	Result	Score
Feb. 10	Stephen F. Austin	W	4-3 (8)
Feb. 10	Mississippi	W	10-6
Feb. 11	Tennessee Tech	W	5-2
Feb. 11	Tennessee Tech	W	8-0
Feb. 12	Mississippi	W	8-0
Feb. 17	Western Carolina	W	9-1
Feb. 18	Coastal Carolina	W	6-1
Feb. 18	North Dakota State	W	2-1
Feb. 19	Mercer	W	3-0
Feb. 22	UCF	W	6-2(9)
Feb. 24	vs. St. John's	W	5-1
Feb. 24	vs. Wisconsin	W	6-2
Feb. 25	vs. Southern Illinois	W	2-0
Feb. 25	vs. Marshall	W	4-1
Feb. 26	vs. Wisconsin	W	2-1
Mar. 2	vs. UC Santa Barbara	W	5-1
Mar. 3	vs. Radford	L	2-3
Mar. 3	at Hawaii	L	1-2
Mar. 4	vs. UC Santa Barbara	W	13-4
Mar. 4	at Hawaii	L	0-1
Mar. 10	NC State*	W	7-1
Mar. 10	NC State*	W	8-0
Mar. 11	NC State*	W	6-0
Mar. 13	UT-Chattanooga	W	1-0
Mar. 17	vs. Northwestern	W	1-0
Mar. 17	vs. Fairfield	W	2-0
Mar. 18	vs. Rutgers	L	0-1
Mar. 18	at USF	L	1-2
Mar. 20	Jacksonville	W	6-0
Mar. 20	Jacksonville	W	7-1
Mar. 21	at Florida AGM	W	10-1
Mar. 24	at Virginia*	W	5-0
Mar. 24	at Virginia*	W	2-0
Mar. 25	at Virginia*	W	3-1
Mar. 29	Florida Gulf Coast	W	5-0
Mar. 29	Florida Gulf Coast	W	7-1
Apr. 1	North Carolina*	W	8-3
Apr. 1	North Carolina*	L	2-4
Apr. 2	North Carolina*	W	3-1
Apr. 4	Florida	L	1-9
Apr. 6	at Virginia Tech*	L	5-11
Apr. 7	at Virginia Tech*	W	7-3
Apr. 7	at Virginia Tech*	W	3-1
Apr. 10	Florida AGM	W	5-3
Apr. 12	South Alabama	L	1-3
Apr. 15	Georgia Tech*	L	4-5
Apr. 15	Georgia Tech*	W	7-6
Apr. 16	Georgia Tech*	W	4-3
Apr. 18	at LSU	W	8-1
Apr. 19	at Troy	L	3-4
Apr. 21	Boston College*	W	12-4
Apr. 22	Boston College*	W	2-0
Apr. 22	Boston College*	W	5-0
May 1	at North Florida	W	8-1
May 1	at North Florida	W	5-0
May 5	at Maryland*	W	4-3
May 5	at Maryland*	L	1-4
May 6	at Maryland*	L	3-4 (10)

ACC Championship

May 10	vs. NC State	W	6-2
May 11	vs. Georgia Tech	L	1-9

NCAA Los Angeles Regional

May 18	vs. San Diego State	L	0-1
May 19	vs. UCLA	W	2-1
May 19	vs. San Diego State	L	0-1

2013 • (44-19, 18-2 ACC)

NCAA Super Regional

Date	Opponent	Result	Score
Feb. 8	Florida AGM	W	4-0
Feb. 9	North Florida	W	3-1
Feb. 10	Bethune-Cookman	W	20-0
Feb. 10	Jacksonville	W	8-0
Feb. 15	Tulsa	L	2-3(8)
Feb. 15	Arkansas	W	9-1
Feb. 16	Hofstra	W	9-1
Feb. 16	Hofstra	W	4-0
Feb. 17	Tulsa	L	1-4
Feb. 20	at UCF	W	10-3
Feb. 22	vs. LIU Brooklyn	W	15-1
Feb. 22	vs. Washington	L	0-2
Feb. 23	vs. Oklahoma	L	0-6
Feb. 24	vs. Nebraska	L	0-2
Feb. 24	vs. Stanford	L	1-3
Feb. 28	Troy	W	12-6
Mar. 1	Southern Miss	L	1-2
Mar. 1	Troy	L	3-6
Mar. 2	Appalachian State	W	8-7
Mar. 2	Appalachian State	W	3-0
Mar. 3	Troy	W	8-0
Mar. 9	at NC State*	W	4-0
Mar. 9	at NC State*	W	11-2
Mar. 10	at NC State	W	2-0
Mar. 12	FIU	W	11-2
Mar. 12	FIU	W	7-4
Mar. 13	Tennessee State	W	8-0
Mar. 15	Minnesota	L	2-3
Mar. 16	Georgia Southern	W	4-0
Mar. 17	Minnesota	W	4-3
Mar. 17	Georgia Southern	W	12-3
Mar. 19	at Auburn	W	6-3
Mar. 22	North Carolina*	L	4-5
Mar. 24	North Carolina*	W	9-1
Mar. 24	North Carolina*	W	3-1
Mar. 27	at Florida	L	3-7(8)
Mar. 30	at Maryland*	L	4-5
Mar. 30	at Maryland*	W	13-1
Mar. 31	at Maryland*	W	14-9
Apr. 3	LSU	L	4-5
Apr. 6	Boston College*	W	10-0
Apr. 6	Boston College*	W	4-0
Apr. 7	Boston College*	W	7-3
Apr. 10	at South Alabama	L	0-4
Apr. 14	Virginia*	W	3-2(8)
Apr. 14	Virginia*	W	10-2
Apr. 15	Virginia*	W	2-0
Apr. 17	Florida	L	0-8
Apr. 20	at Virginia Tech*	W	4-2
Apr. 20	at Virginia Tech*	W	11-0
Apr. 21	at Virginia Tech*	W	4-3
Apr. 27	at Georgia Tech*	W	4-1(8)
Apr. 27	at Georgia Tech*	W	8-0

ACC Championship

May 9	vs. Boston College	W	6-0
May 10	vs. North Carolina	W	3-0
May 11	vs. NC State	L	0-1

NCAA Mobile Regional

May 17	vs. Mississippi State	W	5-2
May 18	vs. South Alabama	W	2-1
May 19	vs. South Alabama	L	0-3
May 19	vs. South Alabama	W	7-6(8)

NCAA Austin Super Regional

May 25	vs. Texas	L	2-3
May 26	vs. Texas	L	0-4

YEAR-BY-YEAR RESULTS

2014 • (55-9, 24-3 ACC)

ACC Champions
College World Series

Date	Opponent	Result	Score
Feb. 7	vs. Nebraska	L	3-4
Feb. 7	at New Mexico State	W	11-0
Feb. 8	vs. UTEP	W	8-0
Feb. 8	vs. St. Mary's	W	12-3
Feb. 9	vs. Nebraska	W	5-1
Feb. 14	Southern Miss	W	5-1
Feb. 14	North Dakota State	W	4-1
Feb. 15	North Dakota State	W	9-0
Feb. 15	Southern Miss	W	11-0
Feb. 16	Southern Miss	W	12-0
Feb. 16	North Dakota State	W	5-0
Feb. 19	UCF	W	6-1
Feb. 21	Charleston Southern	W	8-2
Feb. 22	UC Santa Barbara	W	5-2
Feb. 26	at Auburn	W	5-4
Feb. 28	vs. Houston	W	7-1
Feb. 28	vs. Purdue	W	2-1
Mar. 1	vs. Purdue	W	4-1
Mar. 1	at Alabama	L	0-1
Mar. 2	at Alabama	W	5-1
Mar. 8	at Virginia*	L	9-11
Mar. 8	at Virginia*	W	8-0
Mar. 9	at Virginia*	W	15-0
Mar. 11	vs. Virginia Tech*	W	12-0
Mar. 11	vs. Virginia Tech*	L	4-5
Mar. 12	at Florida Gulf Coast	W	5-0
Mar. 15	NC State*	W	4-1
Mar. 15	NC State*	W	4-2
Mar. 16	NC State*	W	5-1
Mar. 19	at UNF	W	11-1
Mar. 19	at UNF	W	8-0
Mar. 22	at Boston College*	W	5-1
Mar. 22	at Boston College*	W	5-1
Mar. 23	at Boston College*	W	8-0
Mar. 26	Florida AGM	W	8-0
Mar. 30	at North Carolina*	W	6-0
Mar. 30	at North Carolina*	W	5-3
Mar. 31	at North Carolina*	W	5-1
Apr. 2	at Florida	W	3-2 (8)
Apr. 5	Maryland*	W	10-2
Apr. 5	Maryland*	W	14-6
Apr. 6	Maryland*	W	7-5
Apr. 9	Florida	L	2-4
Apr. 13	at Notre Dame*	L	5-8
Apr. 13	at Notre Dame*	W	9-7 (9)
Apr. 16	at Pitt*	W	5-2
Apr. 16	at Pitt*	W	10-3
Apr. 19	Syracuse*	W	7-1
Apr. 19	Syracuse*	W	5-0
Apr. 20	Syracuse*	W	9-1
Apr. 26	Georgia Tech*	W	5-1
Apr. 26	Georgia Tech*	W	4-0
Apr. 27	Georgia Tech*	W	3-0

ACC Championship

May 8	vs. Georgia Tech	W	11-5
May 9	vs. North Carolina	W	9-1
May 10	vs. Notre Dame	W	3-1

NCAA Tallahassee Regional

May 16	vs. Fordham	W	6-1
May 17	vs. USF	W	2-0 (11)
May 18	vs. USF	W	2-1

NCAA Tallahassee Super Regional

May 22	vs. Michigan	L	3-17
May 23	vs. Michigan	W	6-0
May 23	vs. Michigan	W	4-2

Women's College World Series

May 29	vs. Oregon	L	0-3
May 31	vs. Baylor	L	2-7

2015 • (49-14, 20-3 ACC)

ACC Champions
NCAA Super Regional

Date	Opponent	Result	Score
Feb. 7	Georgia Southern	W	8-0
Feb. 7	Kentucky	W	3-2
Feb. 8	Kentucky	L	1-3
Feb. 8	Georgia Southern	W	4-0
Feb. 10	at Florida AGM	W	12-5
Feb. 13	Nebraska	W	4-1
Feb. 13	Western Kentucky	W	2-1
Feb. 14	Michigan	L	5-6
Feb. 14	Michigan	L	1-2
Feb. 15	Nebraska	W	3-2
Feb. 19	vs. Tennessee	L	1-4
Feb. 19	vs. South Carolina	W	4-3
Feb. 20	vs. Oklahoma State	W	4-1
Feb. 21	vs. California	L	6-7
Feb. 21	vs. UCLA	W	5-1
Feb. 28	Boston College	W	5-0
Feb. 28	Boston College	W	2-1
Mar. 1	Boston College	W	5-1
Mar. 6	vs. Coastal Carolina	W	9-0
Mar. 6	vs. Bethune-Cookman	W	12-0
Mar. 7	vs. Hofstra	W	2-1
Mar. 7	at Florida Atlantic	W	1-0
Mar. 8	vs. Coastal Carolina	W	8-0
Mar. 10	at Florida Atlantic	W	12-0
Mar. 12	USC Upstate	W	2-0
Mar. 14	Notre Dame	W	4-1
Mar. 14	Notre Dame	W	7-3
Mar. 15	Notre Dame	L	0-12
Mar. 17	Colgate	W	8-0
Mar. 18	Troy	L	4-6
Mar. 21	at Virginia Tech	W	7-6
Mar. 21	at Virginia Tech	W	7-5
Mar. 22	at Virginia Tech	W	5-2
Mar. 25	Auburn	W	10-7
Mar. 25	Auburn	L	4-10
Mar. 28	Pittsburgh	W	8-0
Mar. 28	Pittsburgh	W	7-0
Mar. 29	Pittsburgh	W	3-0
Apr. 1	Florida AGM	W	11-0
Apr. 3	at NC State	W	6-5
Apr. 3	at NC State	W	10-1
Apr. 4	at NC State	L	4-9
Apr. 8	Florida	L	1-5
Apr. 11	Louisville	L	0-1
Apr. 12	Louisville	W	9-1
Apr. 18	Virginia	W	9-1
Apr. 18	Virginia	W	8-0
Apr. 19	Virginia	W	8-0
Apr. 22	at Florida	L	0-5
Apr. 25	at Georgia Tech	W	2-1
Apr. 25	at Georgia Tech	W	3-2
Apr. 26	at Georgia Tech	W	8-1
Apr. 27	at Georgia State	W	6-3
May 3	at North Florida	W	15-1

ACC Championship

May 7	vs. Boston College	W	4-2
May 8	vs. NC State	W	11-4
May 9	vs. Pittsburgh	W	6-2

NCAA Tallahassee Regional

May 15	Dartmouth	W	5-1
May 16	UCF	W	2-1
May 17	UCF	W	5-0

NCAA Knoxville Super Regional

May 21	at Tennessee	L	2-3
May 22	at Tennessee	W	6-1
May 22	at Tennessee	L	1-2

2016 • (55-10, 21-2 ACC)

ACC Champions
College World Series
NCAA Semifinalist

Date	Opponent	Result	Score
Feb. 12	vs. St. John's	W	5-2
Feb. 12	at FIU	W	7-1
Feb. 13	vs. LIU Brooklyn	W	12-0
Feb. 13	vs. Illinois	L	1-5
Feb. 14	vs. Valparaiso	W	16-5
Feb. 17	Stephen F. Austin	W	11-0
Feb. 19	Michigan	L	2-6
Feb. 20	Michigan	L	3-10
Feb. 20	Minnesota	W	5-4
Feb. 21	Minnesota	W	2-0
Feb. 24	Florida AGM	W	10-1
Feb. 26	Hofstra	W	8-0
Feb. 26	Bradley	W	14-0
Feb. 27	UAB	W	10-0
Feb. 27	Bradley	W	9-0
Feb. 28	UAB	W	10-0
Mar. 4	at UCLA	W	3-0
Mar. 5	at CSUN	W	12-3
Mar. 5	vs. UC Davis	W	17-3
Mar. 6	vs. CSUN	W	10-0
Mar. 8	at Cal State Fullerton	W	10-1
Mar. 12	vs. Tulsa	W	8-0
Mar. 12	vs. Cal Poly	W	3-1
Mar. 19	Syracuse*	W	4-2
Mar. 19	Syracuse*	W	4-1
Mar. 20	Syracuse*	W	3-0
Mar. 25	at North Carolina*	W	15-6
Mar. 26	at North Carolina*	W	9-6
Mar. 26	at North Carolina*	W	12-5
Apr. 3	at Notre Dame*	W	14-5
Apr. 3	at Notre Dame*	L	4-5
Apr. 6	Jacksonville	W	4-0
Apr. 8	NC State*	W	10-2
Apr. 9	NC State*	W	5-4
Apr. 10	NC State*	W	12-4
Apr. 13	Florida	L	0-1 (12)
Apr. 16	at Boston College*	W	10-2
Apr. 16	at Boston College*	W	2-0
Apr. 17	at Boston College*	W	9-6
Apr. 20	at Auburn	L	6-9
Apr. 20	at Auburn	W	4-3
Apr. 23	Virginia Tech*	W	2-0
Apr. 23	Virginia Tech*	W	3-1
Apr. 24	Virginia Tech*	W	13-1
Apr. 26	UCF	W	7-1
Apr. 30	at Pittsburgh*	W	16-11
Apr. 30	at Pittsburgh*	W	4-3
May 1	at Pittsburgh*	W	15-5
May 4	Florida	L	1-7
May 5	Florida AGM	W	12-3
May 7	Louisville*	L	0-4
May 7	Louisville*	W	9-0
May 8	Louisville*	W	4-3

ACC Championship

May 12	vs. Pittsburgh	W	8-0
May 13	vs. North Carolina	W	7-1
May 14	vs. Notre Dame	W	7-3

NCAA Tallahassee Regional

May 20	Florida AGM	W	1-0
May 21	South Carolina	W	4-0
May 22	South Carolina	W	2-1

NCAA Tallahassee Super Regional

May 27	Utah	W	6-2
May 28	Utah	W	3-0

Women's College World Series

Jun 2	vs. Georgia	L	4-5
Jun 4	vs. UCLA	W	8-4
Jun 5	vs. Michigan	W	1-0
Jun 5	vs. Auburn	L	7-8 (8)

2017 • (55-8-1, 24-0 ACC)

ACC Champions
NCAA Super Regional

Date	Opponent	Result	Score
Feb. 10	Lipscomb	W	13-1
Feb. 10	Furman	W	5-1
Feb. 11	Marshall	W	1-0
Feb. 11	Furman	W	9-1
Feb. 12	Marshall	W	7-0
Feb. 15	Florida AGM	W	5-0
Feb. 17	Northwestern	W	3-2
Feb. 18	Northwestern	W	7-0
Feb. 18	Nebraska	W	9-0
Feb. 19	Nebraska	W	8-0
Feb. 23	vs. Texas A&M	L	0-2
Feb. 23	vs. Stanford	W	8-2
Feb. 24	vs. San Diego State	W	6-4
Feb. 25	vs. Arizona	W	1-0
Feb. 26	vs. UCLA	W	2-1
Feb. 26	vs. Michigan	T	5-5
Mar. 3	Georgia Tech	W	4-0
Mar. 4	Georgia Tech	W	13-8
Mar. 5	Georgia Tech	W	8-0
Mar. 8	North Florida	W	8-0
Mar. 8	North Florida	W	3-0
Mar. 10	at Virginia Tech	W	12-3
Mar. 10	at Virginia Tech	W	13-2
Mar. 11	at Virginia Tech	W	5-2
Mar. 14	at FGCU	W	7-0
Mar. 15	vs. Canisius	W	9-1
Mar. 15	at FGCU	W	13-1
Mar. 17	Notre Dame	W	6-0
Mar. 18	Notre Dame	W	6-0
Mar. 19	Notre Dame	W	16-0
Mar. 22	at UCF	W	4-0
Mar. 24	at Virginia	W	13-1
Mar. 25	at Virginia	W	8-0
Mar. 26	at Virginia	W	10-0
Mar. 31	Pitt	W	14-3
Apr. 1	Pitt	W	12-4
Apr. 2	Pitt	W	5-0
Apr. 8	at Syracuse	W	18-9
Apr. 9	at Syracuse	W	13-4
Apr. 9	at Syracuse	W	6-5
Apr. 12	at Florida	L	0-1
Apr. 14	at South Carolina	L	2-7
Apr. 15	at South Carolina	W	3-1
Apr. 18	at Troy	W	9-3
Apr. 18	at Troy	W	2-0
Apr. 23	at Louisville	W	11-0
Apr. 23	at Louisville	W	4-3
Apr. 24	at Louisville	W	5-4
Apr. 28	North Carolina	W	3-0
Apr. 29	North Carolina	W	8-1
Apr. 30	North Carolina	W	6-2
May 3	Florida	W	3-1
May 6	at Oregon	L	0-11
May 6	at Oregon	L	1-3
May 7	at Oregon	L	1-2

ACC Championship

May 11	vs. Virginia	W	16-0
May 12	vs. Notre Dame	W	6-0
May 13	at North Carolina	W	4-3

NCAA Tallahassee Regional

May 19	Princeton	W	3-0
May 20	Georgia	W	7-1
May 21	Georgia	W	8-5

NCAA Tallahassee Super Regional

May 26	LSU	W	3-1
May 27	LSU	L	0-1
May 28	LSU	L	4-6



YEAR-BY-YEAR RESULTS

2018 • (58-12, 21-3 ACC)

ACC Champions

College World Series

NCAA National Champions

Date	Opponent	Result	Score
Feb. 8	UNCW	W	7-2
Feb. 8	Iowa State	W	1-0
Feb. 9	UNCG	W	8-0
Feb. 9	Iowa State	W	5-0
Feb. 10	UNCW	W	10-0
Feb. 15	vs. Ohio State	W	3-1
Feb. 15	vs. #3 Oklahoma	W	7-4
Feb. 16	vs. #8 LSU	W	9-1
Feb. 16	vs. Minnesota	W	17-6
Feb. 17	vs. Florida Atlantic	W	10-5
Feb. 17	vs. #6 Tennessee	W	5-2
Feb. 20	South Alabama	W	4-1
Feb. 22	Elon	W	15-1
Feb. 22	Lipscomb	W	13-0
Feb. 23	Samford	W	13-0
Feb. 23	Lipscomb	W	14-2
Feb. 24	Samford	W	13-1
Mar. 2	vs. Toledo	W	5-4
Mar. 2	vs. Louisiana Tech	W	4-0
Mar. 3	vs. Dartmouth	W	8-4
Mar. 3	at UCF	W	2-1
Mar. 4	at UCF	W	9-3
Mar. 6	at Grand Canyon	L	3-5
Mar. 6	at Grand Canyon	W	11-1
Mar. 8	at #12 Arizona	W	5-3
Mar. 9	at #12 Arizona	L	3-11
Mar. 10	at #12 Arizona	W	4-3
Mar. 15	Notre Dame	W	11-1
Mar. 16	Notre Dame	L	4-7
Mar. 17	Notre Dame	W	5-0
Mar. 19	Florida A&M	W	8-0
Mar. 20	North Florida	W	9-1
Mar. 22	NC State	W	9-0
Mar. 23	NC State	W	8-6
Mar. 24	NC State	W	8-0
Mar. 29	at Virginia	W	11-0
Mar. 30	at Virginia	W	8-2
Mar. 31	at Virginia	W	16-3
Apr. 3	at #8 Florida	W	2-0
Apr. 6	at Louisville-1	L	0-2
Apr. 6	at Louisville-2	W	4-1
Apr. 8	at Louisville	L	9-10
Apr. 15	at North Carolina	L	5-6 (9)
Apr. 15	at North Carolina	L	0-1
Apr. 17	#6 Florida	L	0-4
Apr. 19	Boston College	W	5-0
Apr. 20	Boston College	W	7-0
Apr. 21	Boston College	W	4-0
Apr. 24	Troy	W	4-1
Apr. 26	Duke	W	8-0
Apr. 27	Duke	W	3-2
Apr. 28	Duke	W	8-1
May 3	at Syracuse	W	8-0
May 4	at Syracuse	W	9-1
May 5	at Syracuse	W	14-5

ACC Championship

May 10	vs. Louisville	W	7-4
May 11	vs. Notre Dame	W	6-1
May 12	vs. Pitt	W	5-4

NCAA Tallahassee Regional

May 18	Jacksonville State	W	8-0
May 19	Auburn	W	2-1 (8)
May 20	Jacksonville State	W	10-0

NCAA Tallahassee Super Regional

May 25	#11 LSU	L	5-6
May 26	#11 LSU	W	8-5 (11)
May 26	#11 LSU	W	3-1

Women's College World Series

May 31	vs. #3 UCLA	L	4-7
Jun. 2	vs. #7 Georgia	W	7-2
Jun. 2	vs. #1 Oregon	W	4-1
Jun. 3	vs. #3 UCLA	W	3-1
Jun. 3	vs. #3 UCLA	W	12-6
Jun. 4	vs. #5 Washington	W	1-0
Jun. 5	vs. #5 Washington	W	8-3

2019 • (55-10, 19-5 ACC)

ACC Champions

NCAA Super Regional

Date	Opponent	Result	Score
Feb. 8	UNCW	W	7-2
Feb. 8	Iowa State	W	1-0
Feb. 9	UNCG	W	8-0
Feb. 9	Iowa State	W	5-0
Feb. 10	UNCW	W	10-0
Feb. 15	vs. Ohio State	W	3-1
Feb. 15	vs. #3 Oklahoma	W	7-4
Feb. 16	vs. #8 LSU	W	9-1
Feb. 16	vs. Minnesota	W	17-6
Feb. 17	vs. Florida Atlantic	W	10-5
Feb. 17	vs. #6 Tennessee	W	5-2
Feb. 20	South Alabama	W	4-1
Feb. 22	Elon	W	15-1
Feb. 22	Lipscomb	W	13-0
Feb. 23	Samford	W	13-0
Feb. 23	Lipscomb	W	14-2
Feb. 24	Samford	W	13-1
Mar. 2	vs. Toledo	W	5-4
Mar. 2	vs. Louisiana Tech	W	4-0
Mar. 3	vs. Dartmouth	W	8-4
Mar. 3	at UCF	W	2-1
Mar. 4	at UCF	W	9-3
Mar. 6	at Grand Canyon	L	3-5
Mar. 6	at Grand Canyon	W	11-1
Mar. 8	at #12 Arizona	W	5-3
Mar. 9	at #12 Arizona	L	3-11
Mar. 10	at #12 Arizona	W	4-3
Mar. 15	Notre Dame	W	11-1
Mar. 16	Notre Dame	L	4-7
Mar. 17	Notre Dame	W	5-0
Mar. 19	Florida A&M	W	8-0
Mar. 20	North Florida	W	9-1
Mar. 22	NC State	W	9-0
Mar. 23	NC State	W	8-6
Mar. 24	NC State	W	8-0
Mar. 29	at Virginia	W	11-0
Mar. 30	at Virginia	W	8-2
Mar. 31	at Virginia	W	16-3
Apr. 3	at #8 Florida	W	2-0
Apr. 6	at Louisville-1	L	0-2
Apr. 6	at Louisville-2	W	4-1
Apr. 8	at Louisville	L	9-10
Apr. 15	at North Carolina	L	5-6 (9)
Apr. 15	at North Carolina	L	0-1
Apr. 17	#6 Florida	L	0-4
Apr. 19	Boston College	W	5-0
Apr. 20	Boston College	W	7-0
Apr. 21	Boston College	W	4-0
Apr. 24	Troy	W	4-1
Apr. 26	Duke	W	8-0
Apr. 27	Duke	W	3-2
Apr. 28	Duke	W	8-1
May 3	at Syracuse	W	8-0
May 4	at Syracuse	W	9-1
May 5	at Syracuse	W	14-5

ACC Championship

May 9	vs. Georgia Tech	W	7-0
May 10	vs. Notre Dame	W	2-0
May 11	vs. North Carolina	W	8-0

NCAA Tallahassee Regional

May 17	Bethune-Cookman	W	8-0
May 18	South Florida	W	12-1
May 19	#21 South Carolina	W	7-6

NCAA Tallahassee Super Regional

May 23	#13 Oklahoma State	L	1-3 (9)
May 24	#13 Oklahoma State	W	4-1
May 25	#13 Oklahoma State	L	2-3

2020 • (17-7, 0-0 ACC)

Season cut short due to Covid-19

Pandemic

Date	Opponent	Result	Score
Feb. 7	RV North Carolina	W	2-1 (8)
Feb. 7	#1 Alabama	W	8-7 (8)
Feb. 8	Detroit Mercy	W	22-0 (5)
Feb. 8	#1 Alabama	W	8-0 (5)
Feb. 9	Detroit Mercy	W	12-0 (5)
Feb. 12	Florida A&M	W	10-2 (5)
Feb. 14	vs. #1 Washington	L	0-7
Feb. 14	vs. #13 Minnesota	L	6-7
Feb. 15	vs. #23 Northwestern	L	2-6
Feb. 16	vs. Liberty	W	7-1
Feb. 16	vs. #2 UCLA	L	2-3
Feb. 28	vs. #19 Baylor	L	1-2
Feb. 28	vs. Kent State	W	11-1
Feb. 29	vs. #19 Baylor	W	5-3
Feb. 29	at #21 Arkansas	W	2-1
Mar. 1	vs. Villanova	L	6-9
Mar. 3	Holly Cross	W	8-0 (6)
Mar. 4	at #22 UCF	W	8-3
Mar. 6	at Longwood	W	6-0
Mar. 7	vs. Creighton	W	2-1
Mar. 7	vs. Charleston Southern	W	10-5
Mar. 8	vs. Penn	W	8-0 (6)
Mar. 8	vs. Detroit Mercy	W	16-0 (5)
Mar. 11	at #7 Florida	L	2-5

2021 • (49-13-1, 26-5-1 ACC)

College World Series

NCAA National Runner Up

Date	Opponent	Result	Score
Feb. 12	Memphis	W	9-0 (5)
Feb. 12	#24 Missouri	W	9-2
Feb. 13	Memphis	W	3-2
Feb. 13	#24 Missouri	L	5-9
Feb. 18	Georgia Tech	W	8-1
Feb. 18	Georgia Tech	W	7-3
Feb. 19	Georgia Tech	W	5-4
Feb. 20	#15 Virginia Tech	W	7-1
Feb. 20	#15 Virginia Tech	L	1-9 (5)
Feb. 21	#25 Virginia Tech	L	0-6
Feb. 26	F&GCU	W	7-0
Feb. 27	F&GCU	W	4-1
Feb. 27	Southeastern Louisiana	W	3-0
Mar. 5	#5 Florida	L	0-5
Mar. 6	#5 Florida	W	7-2
Mar. 11	#2 Arizona	W	4-2
Mar. 12	#2 Arizona	L	0-1
Mar. 13	#2 Arizona	W	2-0
Mar. 20	Kennesaw State	W	11-0 (5)
Mar. 20	Auburn	W	10-1 (5)
Mar. 21	Kennesaw State	W	3-2
Mar. 21	Auburn	L	1-2
Mar. 26	Boston College	W	3-2
Mar. 26	Boston College	W	5-0
Mar. 27	Boston College	W	4-1
Mar. 27	Boston College	W	10-2 (5)
Apr. 2	Notre Dame	W	3-1
Apr. 3	Notre Dame	W	8-0 (6)
Apr. 3	Notre Dame	W	8-0 (5)
Apr. 4	Notre Dame	W	5-0
Apr. 9	Duke	W	5-0
Apr. 10	Duke	W	3-0
Apr. 11	Duke	W	4-3
Apr. 17	Syracuse	W	7-3
Apr. 17	Syracuse	W	9-0 (6)
Apr. 18	Syracuse	W	3-2 (8)
Apr. 18	Syracuse	W	13-1 (5)
Apr. 23	Louisville	W	10-0
Apr. 23	Louisville	L	1-5
Apr. 25	Louisville	W	9-0 (5)
Apr. 25	Louisville	T	0-0 (11)
Apr. 30	NC State	W	2-1
May 1	NC State	W	6-1
May 1	NC State	L	2-5
May 2	NC State	W	4-1
May 7	Pittsburgh	L	5-6
May 8	Pittsburgh	W	5-4
May 9	Pittsburgh	W	14-0 (5)

ACC Championship

May 13	NC State	W	2-0
May 14	#21 Duke	L	3-4

NCAA Tallahassee Regional

May 21	Kennesaw State	W	6-2
May 22	UCF	W	3-0
May 23	UCF	W	2-0

NCAA Baton Rouge Super Regional

May 27	#7 LSU	W	1-0
May 28	#7 LSU	W	4-3 (9)

NCAA Women's College World Series

Jun. 3	#2 UCLA	L	0-4
Jun. 5	#11 Arizona	W	4-3
Jun. 5	#5 Oklahoma State	W	4-2
Jun. 6	#3 Alabama	W	2-0
Jun. 7	#3 Alabama	W	8-5
Jun. 8	#1 Oklahoma	W	8-4
Jun. 9	#1 Oklahoma	L	2-6
Jun. 10	#1 Oklahoma	L	1-5

YEAR-BY-YEAR RESULTS

2022 • (54-7, 19-5 ACC)

ACC Champions

Date	Opponent	Result	Score
Feb. 11	Mercer	W	12-0 (5)
Feb. 11	Kennesaw State	W	4-0
Feb. 12	Loyola Chicago	W	8-2
Feb. 12	Kennesaw State	W	11-0 (5)
Feb. 16	South Alabama	W	4-3
Feb. 17	vs. #15 Tennessee	W	9-3
Feb. 18	vs. #5 Texas	W	9-2
Feb. 19	vs. #16 Michigan	W	2-1
Feb. 20	vs. #20 UCF	W	8-0 (5)
Feb. 20	vs. #2 UCLA	W	4-3 (8)
Feb. 23	Florida A&M	W	8-3
Feb. 25	Hofstra	W	3-0
Feb. 25	Indiana	W	9-0 (5)
Feb. 26	Hofstra	W	10-0 (5)
Feb. 26	Indiana	W	3-1
Mar. 1	at Florida A&M	W	8-1
Mar. 2	Oakland	W	6-5
Mar. 4	Pitt	W	3-0
Mar. 5	Pitt	W	10-0 (5)
Mar. 6	Pitt	L	5-7
Mar. 8	Furman	W	2-0
Mar. 11	at Georgia Tech	W	4-1
Mar. 11	at Georgia Tech	W	6-2
Mar. 13	at Georgia Tech	W	3-2 (12)
Mar. 15	at Lipscomb	W	5-3
Mar. 16	at #3 Alabama	W	6-5
Mar. 19	Boston College	W	4-0
Mar. 20	Boston College	L	0-2 (8)
Mar. 20	Boston College	W	4-0
Mar. 23	at Troy	W	12-0 (5)
Mar. 26	at FIU	W	7-0
Mar. 26	at FIU	W	6-1
Mar. 30	vs. North Florida	W	12-3
Mar. 30	at Jacksonville	W	6-3
April 1	at Virginia	W	9-0
April 2	at Virginia	W	9-0
April 1	at Virginia	W	7-2
April 6	at #7 Florida	W	4-2 (10)
April 8	#5 Virginia Tech	L	3-6 (9)
April 9	#5 Virginia Tech	L	9-23
April 10	#5 Virginia Tech	W	8-6
April 15	at North Carolina	W	2-0
April 16	at North Carolina	L	1-5
April 17	at North Carolina	W	9-2
April 19	Stetson	W	4-1
April 21	#17 Clemson	W	5-4
April 22	#17 Clemson	W	7-6
April 23	#17 Clemson	W	6-0
April 28	#7 Oklahoma State	W	2-1 (9)
April 29	#7 Oklahoma State	W	2-1
May 4	#11 Florida	W	2-1
May 6	at NC State	W	3-1 (8)
May 7	at NC State	W	10-6
May 8	at NC State	W	8-4

ACC Championship

May 12	vs. Virginia	W	5-3
May 13	vs. #12 Duke	W	8-6
May 14	vs. #15 Clemson	W	8-6

NCAA Tallahassee Regional

May 20	Howard	W	8-0 (5)
May 21	USF	W	8-0 (5)
May 22	Mississippi State	L	0-5
May 22	Mississippi State	L	3-4



SERIES RECORDS

ACC SERIES RECORDS

BOSTON COLLEGE: (FSU LEADS 46-4)

Table of series records for Boston College from 2001 to 2022, including home, away, neutral, and ACC records.

CLEMSON: (FSU LEADS 4-0)

Table of series records for Clemson from 2002 to 2022.

DUKE: (FSU LEADS 7-1)

Table of series records for Duke from 2019 to 2022.

GEORGIA TECH: (FSU LEADS 67-26)

Table of series records for Georgia Tech from 1990 to 2022.

LOUISVILLE: (FSU LEADS 16-7-1)

Table of series records for Louisville from 2002 to 2022.

Table of series records for North Carolina from 2017 to 2021.

NORTH CAROLINA: (FSU LEADS 75-27)

Table of series records for North Carolina from 1984 to 2022.

Table of series records for NC State from 2012 to 2022.

NC STATE: (FSU LEADS 45-12)

Table of series records for NC State from 2004 to 2022.

NOTRE DAME: (FSU LEADS 23-7)

Table of series records for Notre Dame from 1991 to 2004.

SERIES RECORDS

2006	L	0-1	N
2014	L	5-8	A*
	W	9-7 (9)	A*
	W	3-1	N#
2015	W	4-1	H*
	W	7-3	H*
	L	0-12	H*
2016	W	14-5	A*
	L	4-5	A*
	W	7-3	N#
2017	W	6-0	H*
	W	6-0	H*
	W	4-0	H*
	W	6-0	N#
2018	W	9-2	A*
	W	11-2	A*
	L	1-3	A*
	W	6-1	N#
2019	W	11-1	H
	L	4-7	H
	W	5-0	H
	W	2-0	H
2021	W	3-1	H*
	W	8-0	H*
	W	8-0	H*
	W	5-0	H*

PITT:
(FSU LEADS 22-3)

Home: 12-2...Away: 7-1...Neutral: 3-0...ACC: 17-3

2002	W	7-0	H
2003	W	7-1	H
2014	W	5-2	A*
	W	10-3	A*
2015	W	8-0	H*
	W	3-0	H*
	W	11-0	H*
	W	6-2	N#
2016	W	16-11	A*
	W	4-3	A*
	W	15-5	A*
	W	8-0	N#
2017	W	14-3	H*
	W	12-4	H*
	W	5-0	H*
2018	W	2-1	H*
	L	0-1 (8)	H*
	W	8-0	H*
	W	5-4	N#
2021	L	5-6	A*
	W	5-4	A*
	W	14-0	A*
2022	W	3-0	H*
	W	10-0 (5)	H*
	L	5-7	H*

SYRACUSE:
(FSU LEADS 25-2)

Home: 13-1...Away: 10-0...Neutral: 2-1...ACC: 16-0

2001	W	3-2	H
2002	W	6-3	N
2003	W	6-1	H
2005	W	5-4 (8)	H
	L	1-2	H
	L	3-4 (8)	N
2007	W	8-0	H
2010	W	3-0	N
2014	W	7-1	H*
	W	5-0	H*
	W	9-1	H*
2016	W	4-2	H*
	W	4-1	H*
	W	3-0	H*
2017	W	18-9	A*
	W	13-4	A*
	W	6-5	A*
2018	W	1-0	H*
	W	6-0	H*
	W	5-4	H*
2019	W	8-0	A*
	W	9-1	A*
	W	14-5	A*
2021	W	7-3	A*
	W	9-0	A*
	W	3-2	A*
	W	13-1	A*

VIRGINIA:
(FSU LEADS 89-18)

Home: 41-5...Away: 28-7...Neutral: 20-6...ACC: 55-10

1986	W	4-0	H
	L	1-2	H
1987	W	7-0	H

	L	2-5	H
1988	W	4-0	N
	W	5-0	H
	W	7-1	H
1989	W	4-2	H
	W	5-1	H
	W	2-0	N
1990	W	1-0	H
	W	5-0	H
1991	W	9-1	H
	W	2-1	H
	L	1-2	N
	L	0-2	N
1992	W	10-0	N*
	W	0-1	H*
	L	5-2	H*
	W	11-1	N#
1993	W	7-0	H*
	W	3-2	N*
	L	0-1	N#
	W	2-0	N#
	W	4-2	N#
1994	W	7-0	N*
	W	4-3	H*
	W	9-4	N*
	W	8-0	A*
	L	4-5	A*
	L	0-2	N#
	W	1-0	N#
	L	0-3	N#
1995	W	2-1	N
	W	3-2	H*
	W	3-0	H*
1996	W	8-0	A*
	W	5-4	A*
1997	W	8-0	H*
	L	3-6	H*
1998	L	1-4	A*
	L	0-3	A*
	W	10-0	N#
	W	2-1	N#
1999	W	8-2	H*
	W	2-1	H*
	W	1-0	N#
	W	3-0	N#
2000	W	2-4	N#
	W	3-1	N#
	W	2-0	N#
	W	3-2	A*
	W	6-2	A*
2001	W	8-0	H*
	W	10-2	H*
2002	W	4-0	A*
	W	6-3	A*
2003	W	5-0	H*
	W	12-1	H*
	W	10-1	H#
	W	10-2	H#
2004	W	1-0	A*
	L	4-5	A*
2005	W	5-3	H*
	W	4-0	H*
	W	3-2	H*
2006	L	0-1	A*
	W	8-5	A*
2007	W	8-2	H*
	W	4-2	H*
	W	8-0	H*
2008	W	9-1	A*
	W	8-3	A*
	W	5-1	A*
2009	W	3-1	H*
	W	12-4	H*
	W	5-1	H*
2010	L	1-2	A*
	W	9-6	A*
	W	2-1	A*
2011	W	8-0	H*
	L	1-2	H*
	W	6-1	H*
	W	12-5	N#
2012	W	5-0	A*
	W	2-0	A*
	W	3-1	A*
2013	W	3-2 (8)	H*
	W	10-2	H*
	W	2-0	H*
2014	L	9-11	A*
	L	8-0	A*
	W	15-0	A*
2015	W	9-1	H*
	W	8-0	H*
	W	8-0	H*
2017	W	13-1	A*
	W	8-0	A*
	W	10-0	A*
	W	16-0	N#

	W	11-0	A*
	W	8-2	A*
	W	16-3	A*
2022	W	9-0 (6)	A*
	W	9-0	A*
	W	7-2	A*
	W	5-3	N#

VIRGINIA TECH:
(FSU LEADS 32-20)

Home: 14-7...Away: 14-7...Neutral: 4-6...ACC: 30-17

2005	W	4-2	H*
	W	3-2	H*
	W	5-2	H*
	L	2-3 (14)	N#
2006	L	0-2	A*
	L	2-10 (5)	A*
	W	9-6	A*
2007	L	0-1	H*
	W	10-2	H*
	L	0-1	H*
	L	0-4	N#
2008	L	0-3	A*
	L	1-3	A*
	W	2-0	A*
	L	0-2	N#
2009	W	6-0	H*
	W	3-2	H*
	L	0-2	H*
2010	L	7-8	A*
	L	4-5	A*
	W	3-1	A*
	W	5-3	N#
2011	W	1-0	H*
	L	1-2 (10)	H*
	L	3-4 (8)	H*
	W	9-2	N#
2012	L	5-11	A*
	W	7-3	A*
	W	3-1	A*
2013	W	4-2	A*
	W	11-0	A*
	W	4-3	A*
2014	W	12-0	N*
	L	4-5	N*
2015	W	7-6	A*
	W	7-5	A*
	W	5-2	A*
2016	W	2-0	H*
	W	3-1	H*
	W	13-1	H*
2017	W	12-3	A*
	W	13-2	A*
	W	5-2	A*
2018	W	2-0	H*
	W	8-3	H*
	W	6-2	H*
2021	W	7-1	N*
	L	1-9	N*
	L	0-6	N*
2022	L	3-6	H*
	L	9-23	H*
	W	8-6	H*

NON-CONFERENCE

ADELPHI:
(FSU LEADS 5-1)

Home: 2-0...Away: 0-0...Neutral: 3-1

1985	L	0-2	N
1987	W	1-0 (9)	N*
	W	3-1 (13)	N*
1990	W	4-0	H
1992	W	12-2	N
	W	5-0	H

ALABAMA:
(FSU LEADS 7-6)

Home: 2-0...Away: 4-6...Neutral: 3-0

1997	W	2-0	A
	L	5-6	A
1998	W	4-1	N
2007	L	3-6	A*
2011	L	0-8	A*
	L	2-9	A
2014	L	0-1	A
	W	5-1	A
2018	L	0-3	A
	L	3-1	A
2020	W	8-7 (8)	H
	W	8-0 (5)	H
2021	W	2-0	N%

2022	W	8-5	N%
	W	6-5	A

APPALACHIAN STATE:
(FSU LEADS 5-0)

Home: 4-0...Away: 0-0...Neutral: 1-0

2007	W	4-2	N
2008	W	2-0	H
2009	W	6-0	H
2013	W	8-7	H
	W	3-0	H

ARIZONA:
(ARIZONA LEADS 13-6)

Home: 2-1...Away: 2-3...Neutral: 2-9

1991	L	0-8	A
1992	L	0-2	N
1995	L	1-7	A
	L	0-15	N*
1996	L	4-8	N
	L	6-9	N*
	L	3-10	N*
2002	L	2-6 (11)	N%
2003	L	0-2	N
2005	L	0-6	N
2008	L	2-13	N
2017	W	1-0	N
2019	W	5-3	A
	L	3-11	A
	W	4-3	A
2021	W	4-2	H
	L	0-1	H
	W	2-0	H
	W	4-3	N%

ARIZONA STATE:
(ASU LEADS 6-4)

Home: 0-0...Away: 0-2...Neutral: 4-4

1986	L	0-2	N
1989	L	3-7 (9)	N
	W	3-2	N
1998	L	1-6	N
1999	L	0-2	N
2004	W	1-0	N
2006	W	1-0 (10)	N
	L	1-5	A*
2008	W	3-2	N

ARKANSAS:
(FSU LEADS 3-0)

Home: 1-0...Away: 1-0...Neutral: 1-0

1997	W	4-0	N
2013	W	9-1	H
2020	W	2-1	A

ARMY:
(FSU LEADS 1-0)

Home: 0-0...Away: 0-0...Neutral: 1-0

2004	W	10-0	N
------	---	------	---

AUBURN:
(FSU LEADS 18-11-1)

Home: 7-4...Away: 9-6...Neutral: 1-1

1997	W	2-0	A
	L	1-2	A
1998	W	5-1	H
	W	8-3	H
1999	W	4-2	A
	T	0-0	A
2000	W	7-0	H
	L	4-5	H
2002	W	5-4	N
	W	2-1	N*
2003	W	8-0	H
	W	3-2 (10)	H
2004	L	1-0	A
	W	4-0	A
2005	W	5-0	A*
	W	2-0	A*
2006	L	2-7	H
2007	L	2-7	A
2010	L	0-1 (9)	H
2011	L	3-5	A
2013	W	6-3	A
2014	W	5-4	A
2015	W	10-7	H
	L	4-10	H



SERIES RECORDS

2016 L 6-9 A
W 4-3 A
L 7-8 (8) N%
2018 W 2-1 H*
2021 W 10-1 A
L 1-3 A

AUSTIN PEAY: (FSU LEADS 1-0)

Home: 0-0...Away: 0-0...Neutral: 1-0
1990 W 5-1 N

BALL STATE: (FSU LEADS 8-0-1)

Home: 4-0...Away: 0-0...Neutral: 4-0-1
1985 T 0-0 N
1986 W 4-0 H
W 3-2 H
1991 W 5-0 H
1992 W 2-0 N
W 9-0 N
1996 W 4-2 N
1997 W 4-0 N
2001 W 1-0 H

BAYLOR: (BAYLOR LEADS 6-3)

Home: 0-0...Away: 1-1...Neutral: 2-5
1984 L 2-3 N
1985 L 4-5 N
1987 W 10-0 N
W 8-1 N
2005 L 5-9 N*
L 3-5 N*
2014 L 2-7 N%
2020 L 1-2 N
W 5-3 N

BETHUNE-COOKMAN: (FSU LEADS 8-0)

Home: 4-0...Away: 2-0...Neutral: 2-0
2000 W 9-0 A
W 1-0 A
2001 W 3-2 H
W 6-2 N*
2008 W 14-3 H
2009 W 3-2 H
2013 W 20-0 H
2015 W 12-0 N
2019 W 8-0 H

BOSTON UNIVERSITY: (FSU LEADS 1-0)

Home: 0-0...Away: 0-0...Neutral: 1-0
2003 W 2-[9] N

BOWLING GREEN: (FSU LEADS 9-0)

Home: 8-0...Away: 0-0...Neutral: 1-0
1987 W 4-0 H
W 12-2 H
W 3-1 H
1991 W 2-0 H
W 9-0 H
1992 W 4-0 H
2009 W 3-0 N
2010 W 9-0 H
W 8-1 H

BRADLEY: (FSU LEADS 11-0)

Home: 10-0...Away: 0-0...Neutral: 1-0
1985 W 2-0 H
W 3-1 H
W 1-0 H
1987 W 2-0 N
1991 W 2-0 H
1992 W 3-2 H
1996 W 4-1 H
W 7-2 H
1997 W 4-0 H
2016 W 14-0 H
W 9-0 H

BRIGHAM YOUNG: (FSU LEADS 2-1)

Home: 0-0...Away: 1-1...Neutral: 1-0
2005 W 12-3 A
L 2-5 A
2011 W 6-4 N

BROWN: (FSU LEADS 2-0)

Home: 2-0...Away: 0-0...Neutral: 0-0
1985 W 14-0 H
W 14-2 H

CALIFORNIA: (CAL LEADS 12-1)

Home: 1-4...Away: 0-0...Neutral: 0-8
1991 L 0-4 N
1992 L 0-3 N%
1998 L 1-4 N
1999 L 0-4 N
2000 L 0-1 H
L 0-1 H
2001 W 0-1 H
W 2-1 H
L 1-2 (10) H
2002 L 0-1 N%
2004 L 4-2 N%
2007 L 6-13 N
2015 L 6-7 N

CAL POLY: (FSU LEADS 2-1)

Home: 0-0...Away: 0-0...Neutral: 2-1
1993 W 1-0 N
2000 L 4-5 N
2016 W 3-1 N

UC-DAVIS: (FSU LEADS 1-0)

Home: 0-0...Away: 1-0...Neutral: 1-0
2016 W 17-3 N

UC-RIVERSIDE: (FSU LEADS 2-0)

Home: 1-0...Away: 0-0...Neutral: 1-0
2001 W 8-0 N
2009 W 13-2 H

UC-SANTA BARBARA: (FSU LEADS 3-0)

Home: 1-0...Away: 0-0...Neutral: 2-0
2012 W 5-1 N
W 13-4 N
2014 W 5-2 H

CAL STATE FULLERTON: (FULLERTON LEADS 8-5)

Home: 0-0...Away: 3-5...Neutral: 2-3
1987 L 0-3 N%
1992 L 4-5 A
1993 W 4-1 N
1994 L 0-7 A
1995 L 5-9 N
1996 L 11-12 N
1997 W 4-2 N
2002 L 1-8 A
2004 W 3-0 A
2006 L 1-6 A
2007 L 3-4 A
2008 W 4-1 A
2016 W 10-1 A

CAL STATE NORTHRIDGE: (CSN LEADS 4-3)

Home: 1-0...Away: 1-0...Neutral: 1-4
1991 L 0-1 N
1996 L 1-2 N
1998 L 3-4 N
2004 W 1-0 H*
2007 L 3-4 N
2016 W 12-3 A
W 10-0 N

CAMPBELL: (FSU LEADS 9-0)

Home: 2-0...Away: 2-0...Neutral: 5-0
1995 W 4-0 N
W 7-1 N
1996 W 6-1 N
1997 W 4-1 N
1999 W 5-0 H
W 2-0 H
2000 W 7-1 A
W 9-1 A
2002 W 8-0 N

CANISIUS (FSU LEADS 1-0)

Home: 0-0...Away: 0-0...Neutral: 1-0
2017 W 9-1 A

CENTRAL MICHIGAN: (FSU LEADS 8-2)

Home: 3-1...Away: 0-0...Neutral: 5-1
1987 L 0-1 N%
1988 W 6-2 N
1990 W 1-0 N
1993 W 5-0 N
1998 W 10-1 N
W 11-4 H
1999 L 1-5 H
2001 W 3-1 H
W 2-0 H
2004 W 9-0 N

CHARLESTON SOUTHERN: (FSU LEADS 1-0)

Home: 1-0...Away: 0-0...Neutral: 2-0
2014 W 8-2 H
2020 W 10-5 N

COASTAL CAROLINA: (FSU LEADS 9-0)

Home: 2-0...Away: 0-0...Neutral: 7-0
1993 W 8-0 N
W 9-1 N
1997 W 12-2 N
W 2-1 N
2006 W 7-2 N*
2010 W 4-0 H
2012 W 6-1 H
2015 W 9-0 N
W 8-0 N

COLGATE: (FSU LEADS 1-0)

Home: 1-0...Away: 0-0...Neutral: 0-0
2015 W 8-0 H

COLLEGE OF CHARLESTON: (FSU LEADS 2-0)

Home: 2-0...Away: 0-0...Neutral: 0-0
2001 W 8-0 H
W 9-1 H

COLORADO STATE: (SERIES TIED 1-1)

Home: 0-0...Away: 0-0...Neutral: 1-1
1999 W 3-2 N
L 4-5 N

CONNECTICUT: (FSU LEADS 27-4)

Home: 21-2...Away: 3-0...Neutral: 3-2
1989 W 3-0 H
1990 L 1-3 H
1991 W 2-1 H
W 1-0 H
W 2-0 N
1992 W 1-0 A
W 4-3 A
1993 W 1-0 H
W 8-0 H
L 1-4 N
L 1-2 N%

1994 W 4-1 A
1996 W 3-0 H
W 6-0 H
1997 W 10-3 N
W 2-1 H
L 0-1 H
W 8-2 H
1998 W 6-4 H
W 9-0 H
2001 W 8-0 H
W 3-0 H
2004 W 8-0 H
W 7-4 H
2006 W 8-2 H
W 1-0 H
W 5-3 H
2008 W 2-1 H
W 2-1 H
W 7-0 H
2010 W 5-4 N

CREIGHTON: (FSU LEADS 3-1)

Home: 1-0...Away: 1-1...Neutral: 1-0
1988 W 4-0 (8) A
L 0-2 A
1991 W 3-2 H
2020 W 2-1 N

DARTMOUTH: (FSU LEADS 2-0)

Home: 1-0...Away: 0-0...Neutral: 1-0
2015 W 5-1 H
2019 W 8-4 N

DAVIS & ELKINS: (FSU LEADS 1-0)

Home: 0-0...Away: 0-0...Neutral: 1-0
1984 W 9-0 N

DAYTON: (FSU LEADS 3-0)

Home: 0-0...Away: 0-0...Neutral: 3-0
1991 W 3-0 N
2002 W 5-0 N
W 12-0 N

DEPAUL: (SERIES TIED 1-1)

Home: 0-0...Away: 0-0...Neutral: 1-1
1993 L 3-5 N
2002 W 11-5 N

DETROIT: (FSU LEADS 6-0)

Home: 4-0...Away: 0-0...Neutral: 2-0
1985 W 5-0 H
W 6-1 H
1991 W 9-0 N
2020 W 22-0 (5) H
W 12-0 (5) H
W 16-0 (5) N

DRAKE: (FSU LEADS 2-0)

Home: 2-0...Away: 0-0...Neutral: 0-0
1993 W 6-0 H
1996 W 1-0 H

DREXEL: (FSU LEADS 4-0)

Home: 4-0...Away: 0-0...Neutral: 0-0
1991 W 2-0 H
W 7-1 H
1992 W 3-0 H
W 4-0 H

EAST CAROLINA: (FSU LEADS 21-2)

Home: 7-1...Away: 4-0...Neutral: 10-1
1984 W 2-0 A
W 3-0 A
1986 W 3-0 N
1987 W 10-0 H

SERIES RECORDS

.....W.....	2-1H
1989.....W.....	5-0H
.....W.....	5-0H
.....W.....	3-0N
1990.....W.....	7-2N
1991.....W.....	13-0H
1992.....W.....	5-2N
1993.....W.....	13-0N
1994.....L.....	0-1N
1995.....W.....	10-2N
.....W.....	4-3N
1996.....W.....	2-1N
1997.....W.....	10-0N
2000.....W.....	10-0A
.....W.....	7-0A
2001.....W.....	2-0N
.....W.....	9-2H
.....W.....	9-0H
2009.....L.....	2-1H

**EAST CENTRAL COLLEGE:
(FSU LEADS 2-0)**

Home: 2-0...Away: 0-0...Neutral: 0-0

1984.....W.....	8-0H
.....W.....	10-0H

**EASTERN ILLINOIS:
(FSU LEADS 5-0)**

Home: 5-0...Away: 0-0...Neutral: 0-0

1988.....W.....	2-1H
.....W.....	3-2H
.....W.....	11-1H
1993.....W.....	7-2H
1994.....W.....	9-0H

**EASTERN KENTUCKY:
(FSU LEADS 1-0)**

Home: 1-0...Away: 0-0...Neutral: 0-0

2005.....W.....	13-5H
-----------------	------	--------

**EASTERN MICHIGAN:
(FSU LEADS 17-1)**

Home: 10-0...Away: 1-1...Neutral: 0-0

1987.....W.....	8-1N
1988.....W.....	3-1H
.....W.....	4-3H
.....W.....	7-4N
1989.....W.....	2-0H
.....W.....	5-1H
1990.....W.....	1-0H
.....W.....	1-0H
1991.....W.....	1-0N
.....W.....	3-2N
1994.....W.....	1-0H
1996.....W.....	7-0H
1997.....W.....	5-1H
1998.....W.....	4-2H
2000.....W.....	5-1N
2004.....W.....	2-0A
.....L.....	6-5A
2010.....W.....	8-0N

**ELON:
(FSU LEADS 3-0)**

Home: 1-0...Away: 2-0...Neutral: 0-0

2003.....W.....	6-0A
.....W.....	6-0A
2019.....W.....	15-1H

**FAIRFIELD:
(FSU LEADS 1-0)**

Home: 0-0...Away: 0-0...Neutral: 1-0

2012.....W.....	2-0N
-----------------	-----	--------

**FIU:
(FSU LEADS 15-2)**

Home: 12-2...Away: 3-0...Neutral: 0-0

1999.....W.....	6-1H
.....W.....	1-0H
2000.....L.....	2-4H
.....W.....	8-3H
2001.....L.....	1-2H
.....W.....	3-2H
2004.....W.....	5-1H
.....W.....	11-0H
2006.....W.....	3-1H

.....W.....	8-0H
2010.....W.....	8-3H
.....W.....	7-2H
2013.....W.....	11-2H
.....W.....	7-4H
2016.....W.....	7-1A
2022.....W.....	7-0A
.....W.....	6-1A

**FLORIDA:
(FLORIDA LEADS 28-20)**

Home: 10-13...Away: 9-15...Neutral: 1-0

1997.....L.....	1-3A
.....W.....	8-1A
1998.....L.....	3-8H
.....W.....	5-3H
1999.....L.....	0-2A
.....W.....	6-4A
2000.....W.....	6-3H
.....L.....	3-5H
2001.....W.....	5-3A
.....W.....	3-1A
.....W.....	6-2N*
2002.....L.....	1-7H
.....W.....	6-1H
2003.....W.....	5-0A
.....W.....	7-3A
2004.....W.....	2-0H
2005.....L.....	4-7A
.....L.....	0-2A
2006.....W.....	4-0H
.....W.....	6-5H
2007.....L.....	1-5A
.....L.....	3-4A
2008.....L.....	1-6H
.....L.....	4-14H
2009.....L.....	3-4A
2010.....L.....	4-8H
.....L.....	2-9H
2011.....L.....	0-1A
2012.....L.....	1-9H
2013.....L.....	3-7 (8)A
.....L.....	0-8H
2014.....W.....	3-2 (8)A
.....L.....	2-4H
2015.....L.....	1-5H
.....L.....	0-5A
2016.....L.....	0-1 (12)A
.....L.....	1-7H
2017.....L.....	0-1A
.....W.....	3-1H
2018.....W.....	4-1H
.....L.....	1-5A
2019.....W.....	2-0A
.....L.....	0-4H
2020.....L.....	2-5A
2021.....L.....	0-5A
.....W.....	7-2H
2022.....W.....	4-2 (10)A
.....W.....	2-1H

**FLORIDA A&M:
(FSU LEADS 115-7)**

Home: 65-2...Away: 49-5...Neutral: 1-0

1984.....W.....	12-0H
.....W.....	9-0H
.....W.....	10-0H
.....W.....	11-1A
.....W.....	11-0A
1985.....W.....	3-0A
.....W.....	5-0A
.....W.....	3-0A
.....W.....	1-0H
.....W.....	8-0H
1987.....W.....	8-1H
.....W.....	6-3H
.....W.....	17-0A
.....W.....	7-1A
1988.....W.....	14-3A
.....W.....	11-0A
.....W.....	7-0H
.....W.....	3-0H
.....W.....	2-1H
1989.....W.....	11-0A
.....W.....	4-0A
.....W.....	3-0H
.....W.....	4-1H
1990.....W.....	6-2A
.....W.....	4-0A
.....W.....	10-0H
.....W.....	2-0H
1991.....W.....	8-0A
.....W.....	4-0A
.....W.....	7-1H

.....W.....	11-1H
1992.....W.....	12-0A
.....W.....	10-0A
.....W.....	7-0H
.....W.....	6-0H
.....W.....	7-0A
1993.....W.....	10-0A
.....W.....	10-0H
.....W.....	4-1H
1994.....W.....	3-0A
.....W.....	8-0H
.....W.....	7-0A
.....W.....	8-0H
1995.....W.....	8-0H
.....W.....	9-0A
.....W.....	10-0A
.....W.....	6-0H
1996.....W.....	8-0H
.....W.....	7-2A
.....W.....	13-0A
.....W.....	4-0H
1997.....W.....	7-0A
.....W.....	8-0H
.....L.....	1-2A
.....W.....	7-0H
1998.....W.....	4-2A
.....W.....	6-0H
.....L.....	1-3H
.....W.....	4-1A
1999.....L.....	2-3A
.....W.....	2-1A
.....W.....	10-1H
.....L.....	3-8H
2000.....W.....	9-0A
.....W.....	8-7H
.....W.....	3-0H
.....W.....	9-1H
.....W.....	7-0A
2001.....W.....	1-0H
.....W.....	11-0N
.....L.....	4-5A
.....W.....	7-0H
.....W.....	6-0A
.....W.....	12-0H
2002.....W.....	7-3A
.....W.....	2-1A
.....W.....	6-0H
.....W.....	18-3H
2003.....W.....	13-2H
.....W.....	5-0A
.....W.....	9-2A
.....W.....	8-0H
2004.....W.....	9-1H
.....W.....	8-0H
.....W.....	12-0A
.....W.....	12-0H
2005.....W.....	5-2A
.....L.....	7-10A
.....W.....	4-1H
.....W.....	5-1H
2006.....W.....	4-0H
.....W.....	6-5H
.....W.....	9-3H
.....L.....	0-4A
.....W.....	9-3H
2007.....W.....	5-0H
.....W.....	9-4H
.....W.....	8-0A
.....W.....	9-1 (15)H
2008.....W.....	9-1A
.....W.....	18-0H
2009.....W.....	5-0A
.....W.....	5-1A
2010.....W.....	9-2A
2011.....W.....	8-5H
.....W.....	9-2A
2012.....W.....	10-1A
.....W.....	5-3H
2013.....W.....	4-0H
2014.....W.....	8-0H
2015.....W.....	12-5A
.....W.....	11-0H
2016.....W.....	10-1H
.....W.....	12-3H
.....W.....	1-0H*
2017.....W.....	5-0H
2018.....W.....	9-0H
2019.....W.....	8-0H
2020.....W.....	10-2 (5)H
2022.....W.....	8-3H
.....W.....	8-1A

**FLORIDA ATLANTIC:
(FSU LEADS 12-7)**

Home: 2-3...Away: 5-1...Neutral: 5-3

1996.....L.....	0-1N
1997.....W.....	5-1N
.....W.....	4-0N
1999.....L.....	4-8N
.....L.....	0-1N
2000.....L.....	2-3H
.....W.....	2-0H
.....W.....	2-0A
2001.....L.....	1-2 (10)A
.....W.....	1-0A
.....W.....	5-4 (8)N
.....W.....	2-0N*
2002.....L.....	2-4H
.....W.....	3-2H
2010.....L.....	0-5H
2015.....W.....	6-3A
.....W.....	1-0A
2019.....W.....	12-0A
.....W.....	10-5N

**FLORIDA GULF COAST:
(FSU LEADS 8-0)**

Home: 5-0...Away: 3-0...Neutral: 0-0

2012.....W.....	5-0H
.....W.....	7-1H
2014.....W.....	5-0A
2017.....W.....	7-0A
.....W.....	13-1A
2018.....W.....	6-2H
2021.....W.....	7-0H
.....2.....	4-1H

**FLORIDA SOUTHERN:
(FSU LEADS 3-0)**

Home: 1-0...Away: 0-0...Neutral: 2-0

1986.....W.....	7-0N
.....W.....	2-0N
.....W.....	7-3H

**FORDHAM:
(FSU LEADS 1-0)**

Home: 1-0...Away: 0-0...Neutral: 0-0

2014.....W.....	6-1H*
-----------------	-----	---------

**FRESNO STATE:
(FRESNO STATE LEADS 6-4)**

Home: 1-0...Away: 0-1...Neutral: 3-5

1990.....W.....	1-0N%
1991.....L.....	0-3N%
1993.....L.....	1-2N
1997.....L.....	0-2N
1998.....W.....	2-1N
2000.....L.....	0-2N
.....L.....	1-2A
2004.....W.....	3-0H
2005.....W.....	2-0N
2009.....L.....	0-1N

**FURMAN:
(FSU LEADS 13-1)**

Home: 8-0...Away: 2-0...Neutral: 3-1

1985.....W.....	13-0H
1986.....W.....	3-2H
.....L.....	0-1N
1987.....W.....	1-0 (8)H
.....W.....	8-2N
1988.....W.....	2-0H
1989.....W.....	5-0N
1999.....W.....	2-0H
2000.....W.....	8-0N
2003.....W.....	6-0A
.....W.....	12-0A
2017.....W.....	5-1H
.....W.....	9-1H
2022.....W.....	2-0H

**GARDNER-WEBB:
(FSU LEADS 2-0)**

Home: 2-0...Away: 0-0...Neutral: 0-0

2010.....W.....	7-0H
.....W.....	5-0H



SERIES RECORDS

GEORGE MASON: (FSU LEADS 3-0)

Home: 1-0...Away: 0-0...Neutral: 2-0
1984...W...5-0...H
1985...W...5-0...N
1987...W...3-0...N

GEORGIA: (FSU LEADS 9-8)

Home: 2-2...Away: 4-4...Neutral: 2-2
1998...W...6-5...N
1999...W...5-0...N
2002...L...2-3...N
2003...L...4-5(8)...H
2006...W...3-2...A^
2007...L...1-3...A^
2010...W...4-3...A
2011...L...2-10...A^
2016...L...4-5...N%
2017...W...7-1...H^
2018...W...8-5...H^

GEORGIA SOUTHERN: (FSU LEADS 38-3)

Home: 25-0...Away: 12-3...Neutral: 1-0
1991...W...6-2...A
1992...W...8-0...A
1993...W...6-0...N
1994...W...10-1...H
1995...W...8-0...H
1996...W...2-1...H
1997...W...8-0...A
1998...W...5-3...A
1999...L...1-3...A
2000...W...8-0...H
2001...W...8-0...A
2002...W...7-0...H
2003...W...7-2...A
2004...W...8-0...H
2005...L...0-1...A
2006...W...3-0...A
2007...W...10-2(5)...H
2008...W...8-0...H
2011...W...6-4...H
2013...W...4-0...H
2015...W...8-0...H

GEORGIA STATE: (FSU LEADS 18-1)

Home: 9-0...Away: 3-0...Neutral: 6-1
1985...W...7-0...N
1987...W...4-1...N
1988...W...5-0...H
1990...W...2-1...H
1993...W...1-0...H
1998...W...8-0...N
2001...W...9-1...A
2003...W...4-3(8)...N
2006...W...5-2...H
2007...W...6-2...H
2008...W...1-0...H

2011...W...3-0...H
2015...W...6-1...N^
2015...W...6-3...A
2018...W...8-0...N

GRAMBLING: (FSU LEADS 5-0)

Home: 2-0...Away: 2-0...Neutral: 1-0
1984...W...7-0...A
1985...W...11-0...H
1985...W...10-0...H
1985...W...7-0...N

GRAND CANYON: (SERIES TIED 1-1)

Home: 0-0...Away: 1-1...Neutral: 0-0
2019...L...3-5...A
2019...W...11-1...A

HARVARD: (FSU LEADS 1-0)

Home: 0-0...Away: 0-0...Neutral: 1-0
2000...W...6-2...N

HAWAII: (HAWAII LEADS 2-0)

Home: 0-0...Away: 0-2...Neutral: 0-0
2012...L...1-2...A
2012...L...0-1...A

HOFSTRA: (FSU LEADS 18-3)

Home: 9-2...Away: 0-0...Neutral: 9-1
1992...W...14-4...N
1993...W...6-0...N
1994...W...10-2...N
1994...W...3-2...H
1995...W...4-3...H
1995...W...5-1...N
1997...L...8-2...N
1997...L...1-2...N
1999...W...6-5...N
2008...W...1-0...N
2010...W...8-0...N
2011...W...5-1...H
2013...L...0-2...H
2013...W...9-1...H
2015...W...4-0...H
2015...W...2-1...N
2016...W...8-0...H
2018...L...0-1(10)...H
2022...W...5-0...H
2022...W...3-0...H
2022...W...10-0(5)...H

HOLLY CROSS: (FSU LEADS 1-0)

Home: 1-0...Away: 0-0...Neutral: 0-0
2020...W...8-0(6)...H

HOUSTON: (FSU LEADS 1-0)

Home: 0-0...Away: 0-0...Neutral: 1-0
2014...W...7-1...N

HOWARD: (FSU LEADS 1-0)

Home: 1-0...Away: 0-0...Neutral: 0-0
2022...W...8-0(5)...H^

ILLINOIS: (ILLINOIS LEADS 3-1)

Home: 0-0...Away: 0-0...Neutral: 1-3
2001...L...0-1...N
2010...W...2-0...N
2010...L...3-4...N
2016...L...1-5...N

ILLINOIS-CHICAGO: (FSU LEADS 3-2)

Home: 1-0...Away: 0-0...Neutral: 2-2
1994...W...3-0...N
1995...L...1-3...N
1995...W...1-0...N
1998...W...3-0...H
1998...L...1-3...N

ILLINOIS STATE: (FSU LEADS 6-1)

Home: 2-1...Away: 0-0...Neutral: 4-0
1989...W...2-0...H
1992...W...7-2...N
1994...L...2-3...H
1995...W...10-2...N
1996...W...4-1...N
2000...W...1-0...N
2004...W...11-3...H

INDIANA: (FSU LEADS 11-1)

Home: 7-0...Away: 0-0...Neutral: 4-1
1990...L...1-2...N
1990...W...1-0...H
1990...W...2-0...H
1991...W...3-1...N
1991...W...6-2...H
1994...W...3-2...H
1996...W...3-1...N
1997...W...3-2...N
1998...W...3-2...N
2009...W...7-0...H
2022...W...9-0(5)...H
2022...W...3-1...H

INDIANA STATE: (FSU LEADS 2-0)

Home: 0-0...Away: 0-0...Neutral: 2-0
1995...W...8-0...N
1998...W...6-1...N

IOWA: (FSU LEADS 1-0)

Home: 1-0...Away: 0-0...Neutral: 0-0
2010...W...9-1...H

IOWA STATE: (FSU LEADS 6-3)

Home: 0-0...Away: 0-0...Neutral: 6-3
1990...L...0-5...N
1993...W...3-0...N
1993...W...5-3...N^
1995...L...0-4...N
1997...L...1-7...N
2000...W...4-1...N^
2008...W...4-2...N^
2008...W...2-0...N
2009...W...6-0...N

IOWA STATE: (FSU LEADS 12-0)

Home: 11-0...Away: 0-0...Neutral: 1-0
1994...W...3-2...H
1995...W...2-0...H
2001...W...4-0...H
2002...W...6-0...H
2002...W...7-0...N
2003...W...3-1...H
2005...W...6-2...H
2005...W...1-0...H
2006...W...5-0...H
2006...W...9-1(6)...H
2019...W...1-0...H
2019...W...5-0...H

JACKSONVILLE: (FSU LEADS 18-4)

Home: 12-2...Away: 6-2...Neutral: 0-0
2003...W...9-0...H
2003...W...2-0...H
2004...W...3-2...A
2005...L...1-2...A
2005...L...2-5...H
2006...W...11-0...H
2006...W...8-1...A

2007...L...1-2...A
2007...W...10-2(5)...H
2007...W...8-0(6)...H
2008...W...3-0...H
2008...L...2-5...H
2008...W...10-0...A
2009...W...3-1...A
2009...W...4-0...H
2010...W...10-0...H
2012...W...6-0...A
2012...W...12-2...A
2013...W...7-1...H
2016...W...8-0...H
2016...W...4-0...H
2022...W...6-3...A

JACKSONVILLE STATE: (FSU LEADS 6-2)

Home: 4-0...Away: 2-0...Neutral: 0-2
2001...W...4-1(10)...A
2002...W...12-2...A
2002...W...3-0...H
2008...W...6-1...H
2008...L...3-4...N^
2018...L...1-10...N^
2018...W...8-0...H^
2018...W...10-0...H^

KANSAS: (FSU LEADS 6-5)

Home: 1-2...Away: 0-0...Neutral: 5-3
1988...W...2-1...N
1988...L...2-4...N
1989...W...3-2...N
1993...L...1-0...N
1993...L...0-1...N^
1994...W...5-0...N^
1994...W...2-1...N^
2000...L...2-4...H
2002...W...5-4...H
2007...L...0-1...H

KENNESAW STATE: (FSU LEADS 5-0)

Home: 2-0...Away: 1-0...Neutral: 1-0
2021...W...11-0...N
2021...W...3-2...A
2022...W...6-2...H^
2022...W...4-0...H
2022...W...11-0(5)...H

KENT STATE: (FSU LEADS 7-1)

Home: 5-1...Away: 0-0...Neutral: 2-0
1987...W...16-0...H
1992...W...6-0...H
1992...W...2-1...H
2001...W...8-0...H
2006...L...2-4...H
2010...W...6-0...N
2020...W...11-1...N

KENTUCKY: (SERIES TIED 2-2)

Home: 2-2...Away: 0-0...Neutral: 0-0
2011...W...2-0...H
2015...L...2-7...H
2015...W...3-2...H
2015...L...1-3...H

LEHIGH: (FSU LEADS 1-0)

Home: 0-0...Away: 0-0...Neutral: 1-0
2005...W...5-1...N

LIBERTY: (FSU LEADS 3-0)

Home: 1-0...Away: 1-0...Neutral: 1-0
1984...W...9-0...A
2009...W...11-3...H
2020...W...7-1...N

SERIES RECORDS

LIMESTONE: (FSU LEADS 4-0)

Home: 0-0...Away: 0-0...Neutral: 4-0

1986W.....	4-0N
W.....	1-0N
1987W.....	6-0N
W.....	11-0N

LIPSCOMB: (FSU LEADS 6-0)

Home: 5-0...Away: 1-0...Neutral: 0-0

2008W.....	5-1H
W.....	11-3H
2017W.....	13-1H
2019W.....	13-0H
W.....	14-2H
2022W.....	5-3A

LIU BROOKLYN: (FSU LEADS 2-0)

Home: 0-0...Away: 0-0...Neutral: 1-0

2013W.....	15-1N
2016W.....	12-0N

LONG BEACH STATE: (FSU LEADS 4-2)

Home: 0-0...Away: 0-0...Neutral: 4-2

1996L.....	1-2N
2000W.....	2-0N*
2003W.....	4-0N
2005W.....	5-1N
2008L.....	2-6N
2011W.....	4-1N

LONG ISLAND: (FSU LEADS 2-0)

Home: 1-0...Away: 0-0...Neutral: 1-0

2004W.....	4-0H*
2010W.....	6-0N

LONGWOOD: (FSU LEADS 1-0)

Home: 1-0...Away: 0-0...Neutral: 1-0

2020W.....	6-0N
------	-------------	-----	--------

LOUISIANA: (FSU LEADS 11-9)

Home: 4-2...Away: 0-0...Neutral: 7-7

1984W.....	1-0H
1989W.....	4-2N
1990L.....	1-2 (10)H
W.....	4-3N*
W.....	2-1N*
1991W.....	3-0N
W.....	1-0N*
1992W.....	1-0N*
W.....	1-0N*
1993L.....	1-2H
W.....	2-1H
1994L.....	3-12N
2000L.....	1-9N
L.....	1-2N
L.....	2-6N
2003L.....	0-3N
2004L.....	1-0N
2006L.....	0-14 (5)N
2018W.....	8-0H
W.....	7-1H

LOUISIANA TECH: (LA. TECH LEADS 11-3-2)

Home: 1-1...Away: 0-0...Neutral: 1-10-2

1984T.....	0-0N
1985T.....	0-0N
L.....	1-2N
L.....	3-4N
1986L.....	0-4N*
L.....	0-1N*
1987W.....	2-1N
1988L.....	0-7N
L.....	1-6N*
1989L.....	0-1 (10)N
L.....	0-1 (10)N
L.....	1-3N*
1994W.....	2-0H
1997L.....	2-6N

.....L.....	2-3H	
2019W.....	4-0N

LOYOLA CHICAGO: (FSU LEADS 1-0)

Home: 1-0...Away: 0-0...Neutral: 1-0

1984W.....	8-2H
------	-------------	-----	--------

LSU: (FSU LEADS 8-6)

Home: 4-3...Away: 3-0...Neutral: 1-2

1998W.....	4-2H
2004L.....	3-4N
L.....	1-2N%
2012W.....	8-1A
2013L.....	4-5H
2017W.....	3-1H6
L.....	0-1H6
L.....	4-6H6
2018L.....	5-6H6
W.....	8-5 (11)H6
W.....	3-1H6
2019W.....	9-1N
2021W.....	1-0A6
W.....	4-3A6

MAINE: (FSU LEADS 11-0)

Home: 10-0...Away: 0-0...Neutral: 1-0

1986W.....	1-0H
W.....	10-0H
1988W.....	1-0H
1990W.....	7-0N
2002W.....	6-2H
W.....	1-0H
2004W.....	7-0H
W.....	2-1H
2005W.....	1-0H
W.....	5-2H
2007W.....	9-1(5)H

MARSHALL: (FSU LEADS 5-0)

Home: 4-0...Away: 0-0...Neutral: 1-0

1995W.....	8-0H
W.....	7-0H
2012W.....	4-1N
2017W.....	1-0H
W.....	7-0H

MARYLAND: (FSU LEADS 48-14)

Home: 24-4...Away: 13-9...Neutral: 11-1
ACC: 34-14

1996W.....	4-0A*
W.....	6-2A*
W.....	8-0N
W.....	3-0N#
1997W.....	1-0H*
W.....	3-0H*
W.....	4-3N#
L.....	1-2N#
1998L.....	3-5A*
W.....	9-1A*
W.....	1-0N#
1999W.....	2-0H
W.....	4-1H*
L.....	3-5H*
2000W.....	6-2N#
W.....	3-0N#
W.....	10-3A*
W.....	3-2A*
2001W.....	5-3N*
W.....	5-0H*
W.....	10-1H*
W.....	2-1 (11)N#
W.....	4-0N#
2002W.....	2-1H
2003W.....	6-2H*
W.....	3-2 (10)H*
2004W.....	7-0H*
W.....	2-1H*
2005W.....	1-0 (9)H*
L.....	2-7H*
W.....	2-0H*
L.....	0-2A#
2006W.....	6-5H*
L.....	4-6A*
W.....	4-1A*
W.....	8-4A*

2007W.....	4-2(14)H*
W.....	6-0H*
W.....	8-0(5)H*
W.....	7-4N#
2008L.....	1-3A*
W.....	3-0A*
L.....	3-4A*
2009W.....	1-0H*
W.....	8-0H*
W.....	1-0H*
2010W.....	2-0A*
W.....	3-2 (8)A*
L.....	2-6A*
W.....	3-0N#
2011L.....	0-1H*
L.....	4-7H*
W.....	5-0H*
2012W.....	4-3A*
L.....	1-4A*
L.....	3-4 (10)A*
2013L.....	4-5A*
W.....	13-1A*
W.....	14-9A*
2014W.....	10-2H*
W.....	14-6H*
W.....	7-5H*

MASSACHUSETTS: (FSU LEADS 12-5)

Home: 5-1...Away: 3-1...Neutral: 4-3

1991W.....	2-0A
1992W.....	3-1N
L.....	2-4N%
1993W.....	5-0A
1995W.....	5-4H
W.....	4-3H
L.....	0-8A
W.....	2-0A
1996W.....	4-1N
W.....	3-1H
1998W.....	4-0N
W.....	1-0H
1999L.....	1-2H
W.....	6-0H
2002L.....	2-3N
2003L.....	1-2N
2008W.....	6-0N

MCNEESE ST: (MCNEESE ST LEADS 2-0)

Home: 0-1...Away: 0-0...Neutral: 0-1

1985L.....	0-4N
2018L.....	1-6H

MEMPHIS: (FSU LEADS 3-0)

Home: 3-0...Away: 0-0...Neutral: 0-0

2007W.....	8-0(6)N
2021W.....	9-0H
W.....	3-2H

MERCER: (FSU LEADS 30-0)

Home: 18-0...Away: 12-0...Neutral: 0-0

1993W.....	5-0H
W.....	7-0H
1994W.....	9-3H
W.....	6-0H
W.....	6-0A
W.....	5-0A
1995W.....	3-0H
W.....	10-2H
1996W.....	4-1A
W.....	5-2A
1997W.....	1-0H
W.....	5-1H
1998W.....	5-1A
W.....	9-1A
1999W.....	9-0H
W.....	10-0H
2000W.....	7-0A
W.....	7-4A
2001W.....	4-0H
W.....	8-0H
2002W.....	2-0A
W.....	2-1A
2002W.....	11-0H
2004W.....	5-1A
W.....	8-2A
2010W.....	2-1H
2011W.....	5-4H
W.....	3-0H

2012W.....	3-0H
2022W.....	12-0 (5)H

MIAMI (OHIO): (FSU LEADS 13-6)

Home: 10-6...Away: 0-0...Neutral: 3-0

1987W.....	3-0N
W.....	3-2 (10)N
1988W.....	5-1H
1989L.....	3-4H
L.....	0-1H
W.....	5-0H
1991W.....	2-0H
L.....	0-8H
W.....	5-1H
1992L.....	0-2H
1995W.....	9-1H
1997W.....	2-1H
1998L.....	1-4H
L.....	1-3H
1999W.....	2-0H
W.....	6-2H
2000W.....	8-0H
2009W.....	10-2H
2010W.....	4-0N

MICHIGAN: (MICHIGAN LEADS 25-8-1)

Home: 6-18...Away: 0-4...Neutral: 2-3-1

1990W.....	1-0H
L.....	2-3H
1995L.....	1-2H
L.....	0-5H
1996L.....	1-6H
1999L.....	0-5N
2000L.....	1-6H
2002L.....	0-1H
2004W.....	1-0H
L.....	2-1A
L.....	1-0A
2006L.....	0-9 (6)H
L.....	3-6H
L.....	0-5H
L.....	3-11N
2007L.....	4-3H
L.....	3-2H
L.....	4-2N
2008L.....	2-6A
L.....	4-8A
2009W.....	6-5H
L.....	1-0H
2014L.....	3-17H*
W.....	6-0H*
W.....	4-2H*
2015L.....	5-6H
L.....	1-2H
2016L.....	2-6H
L.....	3-10H
W.....	1-0N%
2017T.....	5-5N
2018L.....	0-1H
W.....	2-0H
2022W.....	2-1N

MICHIGAN STATE: (FSU LEADS 8-4)

Home: 2-2...Away: 0-1...Neutral: 6-1

1985W.....	2-0H
W.....	5-0H
1986W.....	2-0N
1990W.....	2-0N
1996W.....	6-2N
1997L.....	2-6N
1999L.....	0-3H
L.....	4-5A
2005W.....	4-1N
2008L.....	2-3H
2010W.....	3-1N
W.....	7-0N

MIDDLE TENNESSEE: (FSU LEADS 7-0)

Home: 7-0...Away: 0-0...Neutral: 1-0

2002W.....	2-1 (10)H
2003W.....	11-0H
W.....	6-3H
W.....	5-0N
2009W.....	6-1H
2011W.....	10	



SERIES RECORDS

MILLIKIN: (FSU LEADS 1-0)

Home: 1-0...Away: 0-0...Neutral: 0-0
1985.....W.....6-0.....H

MINNESOTA: (FSU LEADS 10-2)

Home: 9-1...Away: 0-0...Neutral: 1-1
1993.....W.....3-1.....N
1999.....W.....5-0.....H
2004.....W.....3-0.....H
2013.....L.....2-3.....H
2016.....W.....4-3.....H
2018.....W.....3-2.....H
2019.....W.....9-3.....H
2020.....L.....17-6.....N

MISSISSIPPI: (FSU LEADS 3-1)

Home: 3-0...Away: 0-0...Neutral: 0-1
1998.....W.....4-2.....H
2000.....L.....2-3.....N
2012.....W.....10-6.....H

MISSISSIPPI STATE: (MISSISSIPPI STATE LEADS 9-7)

Home: 3-5...Away: 2-0...Neutral: 2-4
1984.....W.....1-0.....A
.....W.....6-2.....A
.....W.....5-0.....H
1986.....W.....3-1.....H
1999.....L.....1-2.....N
2000.....L.....0-4.....N
2002.....L.....0-2.....H
2003.....L.....1-3.....H
2007.....W.....4-2.....H
2009.....L.....4-5.....H
.....W.....5-0.....H*
2011.....L.....8-9 (10).....N
.....L.....7-8.....N
2013.....W.....5-2.....N*
2022.....L.....0-5.....H*
.....L.....3-4.....H*

MISSISSIPPI VALLEY STATE: (FSU LEADS 1-0)

Home: 0-0...Away: 0-0...Neutral: 1-0
2010.....W.....8-3.....N

MISSISSIPPI U FOR WOMEN: (FSU LEADS 3-0)

Home: 0-0...Away: 3-0...Neutral: 0-0
1984.....W.....3-0.....A
.....W.....6-2.....A
.....W.....2-1.....A

MISSOURI: (MISSOURI LEADS 8-2)

Home: 1-3...Away: 0-2...Neutral: 1-3
1985.....L.....0-1.....N
1989.....W.....6-0.....N
1990.....L.....1-2.....H
.....L.....1-2 (10).....H
1992.....L.....1-2.....N
1998.....L.....1-3.....N
2005.....L.....2-3 (9).....A
.....L.....3-6.....A
2021.....W.....9-2.....H
.....L.....5-9.....H

NEBRASKA: (NEBRASKA LEADS 11-10)

Home: 5-1...Away: 0-4...Neutral: 5-6
1988.....L.....0-3.....A
.....L.....0-5.....A
1989.....L.....0-1.....A
.....L.....2-4.....A
1990.....W.....2-1.....H
1995.....L.....1-6.....N*

.....W.....6-2.....N*
1997.....W.....2-1.....N
1999.....L.....1-4.....N
.....L.....0-1.....N
2001.....L.....0-3.....H
2002.....W.....4-3.....N%
2004.....L.....1-0.....N
2007.....W.....2-1 (9).....N
2013.....L.....0-2.....N
2014.....L.....3-4.....N
.....W.....5-1.....N
2015.....W.....4-1.....H
.....W.....3-2.....H
2017.....W.....9-0.....H
.....W.....8-0.....H

NEVADA: (FSU LEADS 1-0)

Home: 1-0...Away: 0-0...Neutral: 0-0
1986.....W.....8-1.....H

NEW MEXICO: (FSU LEADS 3-0)

Home: 0-0...Away: 0-0...Neutral: 3-0
1985.....W.....3-2.....N
1989.....W.....3-2.....N
1991.....W.....9-1.....N

NEW MEXICO STATE: (FSU LEADS 4-0)

Home: 0-0...Away: 2-0...Neutral: 2-0
1995.....W.....4-0.....N
2002.....W.....5-0.....N
.....W.....1-0.....A
2014.....W.....11-0.....A

NEW ORLEANS: (FSU LEADS 2-0)

Home: 0-0...Away: 2-0...Neutral: 0-0
1984.....W.....9-0.....A
.....W.....10-0.....A

NICHOLLS STATE: (FSU LEADS 11-2)

Home: 7-0...Away: 1-1...Neutral: 3-1
1984.....L.....1-2.....N
1987.....W.....5-0.....H
.....W.....5-1.....N
1988.....W.....1-0.....H
.....W.....2-1 (10).....H
.....W.....8-3.....H
1989.....W.....3-1 (10).....N
.....W.....2-0.....N
.....W.....1-0 (10).....A
.....L.....0-2.....A
2005.....W.....2-0.....H
.....W.....7-3.....H
2006.....W.....11-3 (5).....H

UNC-CHARLOTTE: (FSU LEADS 16-0)

Home: 9-0...Away: 6-0...Neutral: 1-0
1994.....W.....4-0.....H
.....W.....7-1.....H
.....W.....8-1.....N
1995.....W.....6-0.....A
.....W.....8-0.....A
1996.....W.....7-1.....H
.....W.....6-0.....H
1997.....W.....6-1.....A
.....W.....3-1.....A
1998.....W.....4-1.....H
.....W.....4-1.....H
1999.....W.....10-1.....A
.....W.....12-5.....A
1999.....W.....1-0.....H
.....W.....5-0.....H
.....W.....8-0.....H

UNC-GREENSBORO: (FSU LEADS 3-1)

Home: 2-1...Away: 0-0...Neutral: 1-0
2002.....W.....3-1.....N
2011.....L.....0-1 (9).....H
.....W.....13-3.....H
2019.....W.....8-0.....H

UNC-WILMINGTON: (FSU LEADS 9-0)

Home: 4-0...Away: 0-0...Neutral: 5-0
1987.....W.....3-1.....N
.....W.....2-0.....N
1990.....W.....6-1.....H
.....W.....5-0.....H
1992.....W.....7-1.....N
1993.....W.....12-0.....N
1994.....W.....5-0.....N
2019.....W.....7-2.....H
.....W.....10-0.....H

NORTH DAKOTA STATE: (FSU LEADS 4-0)

Home: 4-0...Away: 0-0...Neutral: 0-0
2012.....W.....2-1.....H
2014.....W.....4-1.....H
.....W.....9-0.....H
.....W.....5-0.....H

NORTH FLORIDA: (FSU LEADS 17-1)

Home: 8-0...Away: 8-1...Neutral: 1-0
2007.....W.....5-0.....H
.....W.....2-1.....H
2009.....W.....7-0.....A
.....L.....3-5.....A
2011.....W.....9-7.....H
.....W.....6-1.....H
2012.....W.....8-1.....A
.....W.....5-0.....A
2013.....W.....3-1.....H
2014.....W.....11-1.....A
.....W.....8-0.....A
2015.....W.....15-1.....A
2017.....W.....8-0.....H
.....W.....3-0.....H
2018.....W.....13-0.....A
2019.....W.....9-6.....A
2019.....W.....9-1.....H
2022.....W.....12-3.....N

NORTHERN ILLINOIS: (FSU LEADS 5-3)

Home: 4-3...Away: 0-0...Neutral: 1-0
1988.....L.....3-4.....H
.....W.....2-1.....H
1989.....L.....0-3.....H
.....L.....2-5.....H
1994.....W.....3-0.....H
.....W.....1-0.....H
1995.....W.....3-0.....H
2010.....W.....7-1.....N

NORTHERN IOWA: (FSU LEADS 8-1)

Home: 7-1...Away: 0-0...Neutral: 1-0
1990.....L.....0-1.....H
.....W.....4-2.....H
1991.....W.....3-1.....H
.....W.....2-1.....H
1992.....W.....2-0.....H
1993.....W.....7-0.....H
1998.....W.....3-0.....H
2000.....W.....6-2.....H
2018.....W.....9-0.....N

NORTHWESTERN: (FSU LEADS 9-3)

Home: 6-0...Away: 0-0...Neutral: 3-3
1991.....W.....2-0.....N
1992.....W.....10-0.....H
.....W.....1-0.....H
1994.....L.....2-8.....N
1997.....W.....2-0.....N
2001.....W.....2-1.....H
.....W.....8-2.....H
2011.....L.....0-3.....N
2012.....W.....1-0.....N
2017.....W.....3-2.....H
.....W.....7-0.....H
2020.....L.....2-6.....N

OAKLAND: (FSU LEADS 1-0)

Home: 1-0...Away: 0-0...Neutral: 0-0
2022.....W.....6-5.....H

OHIO: (FSU LEADS 7-0)

Home: 2-0...Away: 0-0...Neutral: 5-0
1986.....W.....10-0.....N
.....W.....5-1.....N
1987.....W.....3-0.....N
.....W.....6-2.....N
1995.....W.....2-0.....N*
2000.....W.....8-1.....H
.....W.....6-1.....H

OHIO STATE: (FSU LEADS 11-3)

Home: 5-1...Away: 0-0...Neutral: 6-2
1984.....W.....5-2.....N
1985.....W.....6-0.....H
.....W.....3-2.....H
.....W.....11-1.....H
1986.....W.....8-0.....N
.....W.....3-2.....N
1988.....W.....6-1.....H
.....W.....2-1 (10).....H
1992.....W.....1-0.....N
.....L.....0-3.....N
1996.....L.....0-1.....H
1997.....W.....7-2.....N
2002.....L.....1-2 (11).....N
2019.....W.....3-1.....N

OKLAHOMA: (SERIES TIED 8-8)

Home: 1-0...Away: 0-0...Neutral: 7-8
1987.....L.....0-1.....N
.....W.....6-1.....N
1990.....L.....0-1 (8).....N
.....W.....3-2.....H
1991.....W.....7-1.....N
1994.....L.....1-3.....N*
1997.....W.....2-1.....N
2002.....W.....1-0.....N
2004.....W.....3-2.....N
2005.....L.....0-3.....N
2009.....L.....1-3.....N
2013.....L.....0-6.....N
2019.....W.....7-4.....N
2021.....W.....8-4.....N%
.....L.....2-6.....N%
.....L.....1-5.....N%

OKLAHOMA CITY COLLEGE: (FSU LEADS 2-0)

Home: 0-0...Away: 0-0...Neutral: 2-0
1988.....W.....5-0.....N
1992.....W.....2-1.....N

OKLAHOMA STATE: (OSU LEADS 12-11)

Home: 2-2...Away: 1-2...Neutral: 8-8
1986.....W.....3-2.....N
.....W.....2-1.....N
1987.....L.....1-4.....A
.....W.....2-0.....A
1990.....L.....1-2 (8).....A
.....L.....1-4.....N%
1991.....W.....2-0.....N*
.....W.....4-3.....N*
1993.....L.....2-5.....N%
1994.....L.....0-1.....N
.....L.....0-1.....N
1995.....L.....1-5.....N
.....W.....7-4.....N
1998.....L.....0-4.....N*
2009.....L.....0-1.....H*
.....L.....0-1.....H*
2015.....W.....4-1.....N
2019.....L.....1-3 (9).....N
.....W.....4-1.....N
.....L.....2-3.....N
2021.....W.....4-2.....N%
2022.....W.....2-1 (9).....H
.....W.....2-1.....H

SERIES RECORDS

ONONDAGA JC: (FSU LEADS 4-0)

Home: 4-0...Away: 0-0...Neutral: 0-0
1984.....W.....4-1.....H
.....W.....10-0.....H
1985.....W.....10-0.....H
.....W.....8-1.....H

OREGON: (OREGON LEADS 9-6)

Home: 3-3...Away: 0-3...Neutral: 3-3
1995.....W.....3-2.....N
1996.....W.....1-0.....N
1997.....L.....1-6.....N
1998.....L.....0-2.....N
2003.....L.....3-1.....H
2004.....W.....5-4.....H*
.....L.....1-0.....H*
.....W.....2-0.....H*
2014.....L.....0-3.....N%
2017.....L.....0-11.....A
.....L.....1-3.....A
.....L.....1-2.....A
2018.....L.....0-5.....H
.....W.....2-1.....H
.....W.....4-1.....N%

OREGON STATE: (OREGON STATE LEADS 3-0)

Home: 0-0...Away: 0-0...Neutral: 0-3
2003.....L.....0-2.....N
.....L.....1-2.....N*
2011.....L.....5-6.....N

PACIFIC: (FSU LEADS 2-1)

Home: 0-0...Away: 0-1...Neutral: 2-0
1991.....W.....4-3.....N
2000.....L.....2-5.....A
2003.....W.....8-1.....N

PENN: (FSU LEADS 2-0)

Home: 0-0...Away: 0-0...Neutral: 2-0
2018.....W.....12-0.....N
2020.....W.....8-0 (6).....N

PENN STATE: (FSU LEADS 7-1)

Home: 3-1...Away: 0-0...Neutral: 4-0
1984.....W.....5-0.....N
1992.....W.....7-0.....N
1994.....W.....6-2.....N
1996.....W.....4-3.....N
1998.....W.....3-0.....H
2002.....W.....4-0.....H
2003.....L.....3-4 (11).....H
2004.....W.....8-0.....H

PORTLAND STATE: (FSU LEADS 2-0)

Home: 0-0...Away: 0-0...Neutral: 2-0
2018.....W.....18-1.....N
.....W.....9-0.....N

PRESBYTERIAN: (FSU LEADS 1-0)

Home: 1-0...Away: 0-0...Neutral: 0-0
2013.....W.....8-0.....H

PRINCETON: (FSU LEADS 11-0)

Home: 8-0...Away: 0-0...Neutral: 3-0
1990.....W.....5-0.....H
.....W.....6-0.....H
1991.....W.....4-3.....N
1992.....W.....7-0.....H
.....W.....2-1.....H
1994.....W.....2-1.....H
2000.....W.....4-3.....H
.....W.....2-0.....H
2002.....W.....5-1.....N
2003.....W.....5-1.....N
2017.....W.....3-0.....H*

PROVIDENCE: (PROVIDENCE LEADS 1-0)

Home: 0-0...Away: 0-0...Neutral: 0-1
1994.....L.....0-4.....N*

PURDUE: (FSU LEADS 5-1)

Home: 1-1...Away: 0-0...Neutral: 4-0
1998.....W.....8-1.....N
.....W.....5-4.....N
.....L.....0-1.....H
2009.....W.....8-0.....H
2014.....W.....2-1.....N
.....W.....4-1.....N

QUINCY COLLEGE: (FSU LEADS 2-0)

Home: 2-0...Away: 0-0...Neutral: 0-0
1985.....W.....4-2.....H
.....W.....1-0.....H

RADFORD: (FSU LEADS 4-2)

Home: 2-0...Away: 0-0...Neutral: 2-2
1984.....W.....8-0.....N
2005.....W.....4-0.....H
2007.....W.....2-1.....H
2010.....W.....10-1.....N*
.....L.....2-3.....N*
2012.....L.....2-3.....N

RHODE ISLAND: (FSU LEADS 3-0)

Home: 3-0...Away: 0-0...Neutral: 0-0
1991.....W.....6-0.....H
1993.....W.....10-0.....H
2004.....W.....11-0.....H

RIDER COLLEGE: (FSU LEADS 2-0)

Home: 2-0...Away: 0-0...Neutral: 0-0
1984.....W.....10-0.....H
.....W.....4-0.....H

ROBERT MORRIS: (FSU LEADS 5-1)

Home: 4-0...Away: 0-0...Neutral: 1-1
1992.....W.....1-0.....H
.....W.....14-1.....H
1994.....L.....0-1.....N
1995.....W.....3-0.....N
1998.....W.....4-1.....H
2004.....W.....9-1.....H

RUTGERS: (FSU LEADS 7-1)

Home: 5-0...Away: 0-0...Neutral: 2-1
1985.....W.....4-0.....H
1986.....W.....3-0.....H
1987.....W.....4-0.....N
1992.....W.....1-0.....H
.....W.....8-4.....H
2002.....W.....5-1.....N
2003.....W.....6-0.....H
2012.....L.....0-1.....N

SACRAMENTO STATE: (FSU LEADS 1-0)

Home: 0-0...Away: 0-0...Neutral: 1-0
1991.....W.....4-0.....N

SAGINAW VALLEY STATE: (FSU LEADS 3-0)

Home: 2-0...Away: 0-0...Neutral: 1-0
1984.....W.....1-0.....H
.....W.....7-2.....H
1985.....W.....6-0.....N

ST. JOHN'S: (FSU LEADS 5-1)

Home: 4-1...Away: 0-0...Neutral: 1-0
2002.....W.....8-3.....H
2004.....W.....7-4.....H
2006.....W.....7-2.....H
2011.....L.....5-11.....H
2012.....W.....5-1.....H
2016.....W.....5-2.....N

ST. JOSEPH'S: (FSU LEADS 3-0)

Home: 3-0...Away: 0-0...Neutral: 0-0
2004.....W.....7-0.....H
.....W.....14-0.....H
2005.....W.....4-0.....H

ST. LOUIS CC: (FSU LEADS 2-0)

Home: 2-0...Away: 0-0...Neutral: 0-0
1984.....W.....15-0.....H
.....W.....11-1.....H

ST. MARY'S (CA): (FSU LEADS 1-0)

Home: 0-0...Away: 0-0...Neutral: 1-0
2014.....W.....12-3.....N

ST. MARY'S (TEXAS): (FSU LEADS 1-0)

Home: 0-0...Away: 0-0...Neutral: 1-0
1986.....W.....2-1.....N

SAM HOUSTON: (SERIES TIED 1-1)

Home: 0-0...Away: 0-0...Neutral: 1-1
1986.....W.....3-2.....N
1990.....L.....0-2.....N

SAMFORD: (FSU LEADS 14-0)

Home: 12-0...Away: 0-0...Neutral: 2-0
1991.....W.....2-1.....H
.....W.....6-0.....H
.....W.....4-0.....H
1992.....W.....10-0.....H
.....W.....7-0.....H
.....W.....4-3.....N
1993.....W.....3-1.....H
.....W.....8-4.....H
1995.....W.....14-0.....H
2006.....W.....7-2.....H
2007.....W.....13-5.....H
.....W.....6-0(6).....H
2019.....W.....13-0.....H
.....W.....13-1.....H

SAN DIEGO STATE: (SAN DIEGO STATE LEADS 3-2)

Home: 0-0...Away: 0-0...Neutral: 2-3
2001.....W.....2-1 (8).....N
2011.....L.....2-10.....N
2012.....L.....0-1.....N*
.....L.....0-1.....N*
2017.....W.....6-4.....N

SETON HALL: (FSU LEADS 1-0)

Home: 0-0...Away: 0-0...Neutral: 1-0
2007.....W.....4-2.....N

SOUTH ALABAMA: (FSU LEADS 8-4)

Home: 4-1...Away: 4-3...Neutral: 0-0
2009.....W.....6-1.....H
2010.....W.....2-0.....H
2011.....W.....6-0.....H
2012.....L.....1-3.....H
2013.....L.....0-4.....A
.....W.....2-1.....A*
.....L.....0-3.....A*
.....W.....7-6 (8).....A*

2018.....L.....1-3.....A
.....W.....14-1.....A
2019.....W.....4-1.....H
2022.....W.....4-3.....H

SOUTH CAROLINA: (FSU LEADS 27-21)

Home: 14-6...Away: 6-9...Neutral: 6-6
1985.....L.....0-2.....H
.....W.....2-0.....H
1986.....W.....3-0.....A
1987.....L.....0-4.....N
.....L.....0-2.....N
.....W.....1-0 (9).....A
.....L.....1-3.....A
.....L.....0-1.....A
.....W.....2-1.....A
1988.....L.....1-5.....N
.....L.....0-1 (9).....A
.....L.....1-3.....A
1989.....L.....1-2 (10).....N*
1990.....L.....0-2 (9).....H
.....W.....3-0.....H
1991.....L.....3-4.....N
.....W.....4-1.....N
1992.....W.....3-2.....N
.....W.....2-0.....H
.....W.....6-0.....H
.....W.....2-0.....H
1993.....L.....4-6.....A
.....W.....7-0.....A
.....W.....8-0.....A
1994.....L.....2-3.....H
.....W.....3-1.....H
1995.....L.....1-2.....A
.....L.....2-3.....A
.....L.....3-6.....A
.....W.....5-4.....N
.....W.....6-0.....N
1996.....W.....4-2.....N
.....W.....5-1.....H
.....L.....3-5.....H
.....W.....2-1.....H
1998.....L.....0-3.....N
2002.....L.....0-4.....H
2004.....W.....3-1.....N
2005.....W.....4-2.....H
2006.....W.....4-3.....H
.....L.....2-4.....H
2007.....W.....8-3.....H
2015.....W.....4-3.....N
2016.....W.....4-0.....H*
.....W.....2-1.....H*
2017.....L.....2-7.....A
.....W.....3-1.....A
2019.....W.....7-6.....H

SOUTH DAKOTA STATE: FSU LEADS (2-0)

Home: 2-0...Away: 0-0...Neutral: 0-0
2010.....W.....12-0.....H
.....W.....6-0.....H

SOUTH FLORIDA: FSU LEADS (2-0)

Home: 2-0...Away: 0-0...Neutral: 0-0
2019.....W.....12-1.....H
2022.....W.....8-0 (5).....H*

SE LOUISIANA: (FSU LEADS 3-0)

Home: 3-0...Away: 0-0...Neutral: 0-0
2003.....W.....4-1.....H
2005.....W.....6-0.....H
2021.....W.....3-0.....H

SW MISSOURI STATE: (FSU LEADS 2-1)

Home: 2-0...Away: 0-0...Neutral: 0-1
1985.....W.....4-3.....H
.....L.....0-1.....N
1989.....W.....14-0.....H



SERIES RECORDS

SOUTHERN ILLINOIS: (FSU LEADS 8-4)

Table with 2 columns: Year, Score (Home/Away/Neutral) and Result (W/L/N). Rows include years 1988 through 2012.

SOUTHERN MISS: (FSU LEADS 14-5)

Table with 2 columns: Year, Score (Home/Away/Neutral) and Result (W/L/N). Rows include years 1984 through 2014.

STANFORD: (SERIES EVEN 2-2)

Table with 2 columns: Year, Score (Home/Away/Neutral) and Result (W/L/N). Rows include years 1985 through 2017.

STEPHEN F. AUSTIN: (FSU LEADS 5-1)

Table with 2 columns: Year, Score (Home/Away/Neutral) and Result (W/L/N). Rows include years 1984 through 2016.

STETSON: (FSU LEADS 15-1)

Table with 2 columns: Year, Score (Home/Away/Neutral) and Result (W/L/N). Rows include years 1985 through 2022.

SUSQUEHANNA: (FSU LEADS 2-0)

Table with 2 columns: Year, Score (Home/Away/Neutral) and Result (W/L/N). Rows include years 1985 through 2017.

TEMPLE: (FSU LEADS 12-1)

Table with 2 columns: Year, Score (Home/Away/Neutral) and Result (W/L/N). Rows include years 1985 through 1989.

TENNESSEE: (UT LEADS 5-3)

Table with 2 columns: Year, Score (Home/Away/Neutral) and Result (W/L/N). Rows include years 2006 through 2022.

UT-CHATTANOOGA: (FSU LEADS 9-0)

Table with 2 columns: Year, Score (Home/Away/Neutral) and Result (W/L/N). Rows include years 1996 through 2012.

TENNESSEE STATE: (FSU LEADS 1-0)

Table with 2 columns: Year, Score (Home/Away/Neutral) and Result (W/L/N). Rows include years 2013 through 2013.

TENNESSEE TECH: (FSU LEADS 5-1)

Table with 2 columns: Year, Score (Home/Away/Neutral) and Result (W/L/N). Rows include years 1986 through 2012.

TEXAS: (UT LEADS 7-5)

Table with 2 columns: Year, Score (Home/Away/Neutral) and Result (W/L/N). Rows include years 1998 through 2022.

TEXAS A&M: (TEXAS A&M LEADS 6-4)

Table with 2 columns: Year, Score (Home/Away/Neutral) and Result (W/L/N). Rows include years 1984 through 2017.

TEXAS-ARLINGTON: (UTA LEADS 1-0)

Table with 2 columns: Year, Score (Home/Away/Neutral) and Result (W/L/N). Rows include years 2000 through 1990.

TEXAS STATE: (FSU LEADS 2-0)

Table with 2 columns: Year, Score (Home/Away/Neutral) and Result (W/L/N). Rows include years 2018 through 2018.

TEXAS TECH: (TEXAS TECH LEADS 4-1)

Table with 2 columns: Year, Score (Home/Away/Neutral) and Result (W/L/N). Rows include years 2000 through 2010.

TOLEDO: (FSU LEADS 9-1)

Table with 2 columns: Year, Score (Home/Away/Neutral) and Result (W/L/N). Rows include years 1985 through 2019.

TROY: (FSU LEADS 31-12-1)

Table with 2 columns: Year, Score (Home/Away/Neutral) and Result (W/L/N). Rows include years 1995 through 2022.

TULSA: (TULSA LEADS 2-1)

Table with 2 columns: Year, Score (Home/Away/Neutral) and Result (W/L/N). Rows include years 2013 through 2016.

UAB: (FSU LEADS 6-1)

Table with 2 columns: Year, Score (Home/Away/Neutral) and Result (W/L/N). Rows include years 2002 through 2016.

UCF: (FSU LEADS 23-5)

Table with 2 columns: Year, Score (Home/Away/Neutral) and Result (W/L/N). Rows include years 2002 through 2022.

UCLA: (UCLA LEADS 11-9)

Table with 2 columns: Year, Score (Home/Away/Neutral) and Result (W/L/N). Rows include years 1990 through 2022.

ULM: (FSU LEADS 3-0-1)

Table with 2 columns: Year, Score (Home/Away/Neutral) and Result (W/L/N). Rows include years 1984 through 1988.

UNLV: (FSU LEADS 5-1)

Table with 2 columns: Year, Score (Home/Away/Neutral) and Result (W/L/N). Rows include years 1991 through 2004.

SERIES RECORDS

USC UPSTATE: (FSU LEADS 1-0)

Home: 1-0...Away: 0-0...Neutral: 0-0
2015.....W.....2-0.....H

USF: FSU LEADS (40-13)

Home: 14-4...Away: 16-7... Neutral: 10-2
1985.....W.....2-1.....A
.....L.....3-4.....A
.....W.....2-1.....H
.....W.....2-1.....H
.....L.....1-2.....H
.....W.....1-0.....A
.....W.....1-0.....A
1986.....W.....1-0.....H
.....W.....2-1.....H
.....W.....3-0.....N
1987.....L.....3-7.....A
.....W.....5-4.....N
.....L.....0-2.....N
.....W.....1-0.....N
1988.....W.....2-1.....A
.....W.....8-5 (11).....A
.....W.....8-1.....A
1989.....W.....4-2.....H
.....W.....8-1.....H
.....W.....2-0.....N
1990.....W.....2-1.....A
.....W.....4-1.....A
.....W.....2-0.....A
1991.....W.....2-0.....A
.....L.....0-2.....A
.....W.....6-5.....N
.....W.....2-0.....N
1992.....W.....5-1.....A
.....W.....3-0.....A
.....W.....1-0.....H
1993.....W.....10-0.....H
.....W.....7-0.....H
.....W.....1-0.....N
1994.....W.....2-0.....N
.....W.....4-2.....A
.....W.....6-5.....A
1995.....W.....4-0.....H
.....L.....3-4.....H
.....L.....0-3.....N
1996.....W.....1-0.....A
.....L.....1-4.....A
.....W.....3-1.....N^
.....W.....6-0.....N^
1997.....L.....3-4.....H
.....L.....1-3.....H
1998.....W.....2-1.....A
.....L.....2-3.....A
1999.....L.....1-2.....A
.....W.....5-1.....H
2012.....L.....1-2.....A
2014.....W.....2-0 (11)^.....H
.....W.....2-1.....H

UTAH: (UTAH LEADS 8-5)

Home: 3-1...Away: 0-1...Neutral: 2-6
1986.....L.....2-6.....N
1988.....W.....3-0.....N
.....L.....4-8.....N
1993.....L.....2-3.....N
1997.....L.....2-6.....N
1998.....W.....2-1.....N
.....L.....1-4.....N
1999.....L.....1-5.....N
2005.....L.....5-8.....A
2011.....L.....4-5.....H
.....W.....7-3.....H
2016.....W.....6-2.....H6
.....W.....3-0.....H6

UTAH STATE: (FSU LEADS 3-1)

Home: 0-0...Away: 0-0...Neutral: 3-1
1985.....L.....0-2.....N
1994.....W.....5-3.....N
1996.....W.....6-5.....N
1999.....W.....12-3.....N

UTEP: (FSU LEADS 1-0)

Home: 0-0...Away: 0-0...Neutral: 1-0
2014.....W.....8-0.....N

VALPARAISO: (FSU LEADS 3-0)

Home: 2-0...Away: 1-0...Neutral: 0-0
1986.....W.....5-0.....H
.....W.....2-0.....H
2016.....W.....16-5.....A

VILLANOVA: (VILLANOVA LEADS 2-0)

Home: 0-0...Away: 0-0...Neutral: 0-2
2000.....L.....2-3.....N
2020.....L.....6-9.....N

WASHINGTON (SERIES TIED 7-8)

Home: 0-1...Away: 0-0...Neutral: 7-7
1986.....L.....6-13.....N
.....L.....1-3.....N
1997.....L.....3-8.....N
1998.....W.....1-0.....N
2002.....L.....4-6.....H
.....W.....3-2.....N
2004.....W.....7-1.....N
.....W.....2-0.....N%
2007.....W.....3-1.....N
2008.....L.....3-4.....N
2009.....L.....1-4.....N
2013.....L.....0-2.....N
2018.....W.....1-0.....N%
2020.....W.....8-3.....N%
.....L.....0-7.....N

WEST FLORIDA: (FSU LEADS 47-4)

Home: 21-2...Away: 24-2...Neutral: 2-0
1983.....W.....10-4.....A
.....W.....10-9.....A
.....W.....3-1.....N
.....W.....17-4.....H
.....W.....5-1.....N
1986.....W.....5-0.....H
.....W.....6-0.....H
.....W.....3-0.....A
.....W.....5-1.....A
1987.....W.....1-0.....A
.....W.....4-0.....A
1988.....W.....1-0 (8).....H
.....W.....1-0.....H
.....W.....5-3.....A
.....L.....1-2.....A
1989.....W.....3-2 (10).....H
.....L.....1-5.....H
.....W.....3-2.....A
.....W.....3-0.....A
1990.....W.....1-0.....H
.....W.....1-0.....H
.....W.....2-0 (11).....A
.....W.....6-0.....A
1991.....L.....4-3.....H
.....L.....0-5.....H
.....W.....1-0.....A
.....W.....7-0.....A
1992.....W.....2-0.....H
.....W.....2-0.....H
.....W.....6-0.....A
.....W.....11-2.....A
1993.....W.....6-1.....H
.....W.....3-1.....H
.....W.....5-0.....A
.....W.....7-0.....A
1994.....W.....10-0.....H
.....W.....5-0.....H
.....L.....1-4.....A
.....W.....8-0.....A
1995.....W.....8-0.....A
.....W.....3-2.....A
.....W.....9-3.....H
.....W.....3-0.....H
1996.....W.....8-0.....H
.....W.....8-0.....H
.....W.....6-0.....A
.....W.....10-0.....A
1998.....W.....9-3.....A
.....W.....10-6.....A
.....W.....2-1.....H

.....W.....5-3.....H

WESTERN CAROLINA: (FSU LEADS 3-0)

Home: 1-0...Away: 0-0...Neutral: 2-0
1981.....W.....1-0.....N
.....W.....13-9.....N
2012.....W.....9-1.....H

WESTERN ILLINOIS: (FSU LEADS 8-3)

Home: 5-2...Away: 0-0...Neutral: 3-1
1984.....L.....1-3.....H
.....W.....3-1.....H
1985.....W.....1-0.....H
.....W.....9-0.....N
1986.....W.....11-0.....H
.....L.....4-6.....H
1989.....W.....5-2.....N
1991.....W.....2-1.....N
.....W.....2-1.....H
1999.....L.....0-1.....N
2006.....W.....11-6.....H

WESTERN KENTUCKY: (FSU LEADS 1-0)

Home: 1-0...Away: 0-0...Neutral: 0-0
2015.....W.....2-1.....H

WESTERN MICHIGAN (FSU LEADS 1-0)

Home: 1-0.....Away: 0-0.....Neutral: 0-0
2006.....W.....2-1.....H

WICHITA STATE: (FSU LEADS 1-0)

Home: 0-0...Away: 0-0...Neutral: 1-0
1990.....W.....1-0.....N

WINTHROP: (FSU LEADS 6-0)

Home: 2-0...Away: 0-0...Neutral: 4-0
1987.....W.....8-0.....N
1991.....W.....4-1.....N
.....W.....2-0.....H
.....W.....4-1.....N
1992.....W.....3-1.....N
2003.....W.....1-0.....H

WISCONSIN: (FSU LEADS 6-1)

Home: 2-1...Away: 0-0...Neutral: 4-0
1997.....L.....3-12.....H
2000.....W.....3-0.....N
.....W.....6-5.....N
2011.....W.....7-1.....H
.....W.....9-0.....H
2012.....W.....6-2.....N
.....W.....2-1.....N

WRIGHT STATE: (FSU LEADS 1-0)

Home: 0-0...Away: 0-0...Neutral: 1-0
1998.....W.....8-3.....N

YALE: (FSU LEADS 1-0)

Home: 0-0...Away: 0-0...Neutral: 1-0
1995.....W.....11-1.....N

YOUNGSTOWN STATE: (FSU LEADS 4-0)

Home: 4-0...Away: 0-0...Neutral: 0-0
1997.....W.....8-2.....H
.....W.....6-3.....H
1998.....W.....1-0.....H
.....W.....10-2.....H



UNIVERSITY & ATHLETIC ADMINISTRATION

2022-23 FLORIDA STATE BOARD OF TRUSTEES



RICHARD MCCULLOUGH
UNIVERSITY PRESIDENT



MICHAEL ALFORD
DIRECTOR OF ATHLETICS



Peter Collins, Chair



Maximo Alvarez



Kathryn Ballard



JANEEN LALIK
DEPUTY ATHLETICS DIRECTOR FOR EXTERNAL OPERATIONS



ROSS COBB
SENIOR ASSOCIATE ATHLETICS DIRECTOR/CFO



Dr. Eric Chicken



Vivian de las Cuevas-Diaz



Jorge Gonzalez



CINDY HARTMANN
DEPUTY DIRECTOR OF ATHLETICS FOR ADMINISTRATION



JIM CURRY
SENIOR ASSOCIATE ATHLETICS DIRECTOR



Jim W. Henderson



Nimna Gabadage



Justin Roth



LISA VARYTIMIDIS
SENIOR ASSOCIATE ATHLETICS DIRECTOR/SWA



DR. MIKE BRADY
FACULTY ATHLETICS REPRESENTATIVE



Deborah Sargeant



Bob Sasser



John Thiel



JASON DENNARD
ASSOCIATE ATHLETICS DIRECTOR FOR NEW REVENUE GENERATION AND MARKETING



ROB WILSON
ASSOCIATE ATHLETICS DIRECTOR FOR COMMUNICATIONS



Drew Weatherford



MEDIA INFORMATION

A NOTE TO THE MEDIA, FANS AND OPPONENTS

Florida State Assistant Sports Information Director Tim Hofmann is ready to assist you with any questions or requests you may have about the 2023 Seminole softball program, almanac, coaches and student-athletes. Please do not hesitate to contact the FSU Sports Information office if we can further assist you.

PLAYERS & COACHES INTERVIEWS

All players and coaches interviews should be arranged through the sports information office by contacting Tim Hofmann at (402) 984-4761 or at thofmann@fsu.edu at least 24 hours in advance. Student-athlete's phone numbers will not be released. Media may not contact any student-athlete through the use of social media, including Facebook and Twitter.

HOW TO COVER THE SEMINOLES

Members of the media are supplied with weekly press releases, including updated statistics, as well as conference and national rankings and information on upcoming games. This information may be obtained in the sports information office and will be updated after every game at www.seminoles.com.

WHERE THE HOME GAMES WILL BE

All of the 2023 softball home games take place on JoAnne Graf Field at the Seminole Softball Complex (capacity 1,000). Media should notify the sports information office prior to home games if they plan to attend. Any accredited photographer wishing to shoot the games must check in with Tim Hofmann prior to game day.

FSU ON THE WEB

All the game stories, updated stats, weekly releases and Seminole softball news you could ever ask for is available 24 hours a day, 365 days a year at Seminole.com. The official FSU athletics Web site is your first stop for all the information you could ever need on the Seminole softball team and is updated immediately following each game.

FOLLOW FSU SOFTBALL ON SOCIAL MEDIA

Media and fans are encouraged to follow @FSU_Softball on the team's official Twitter page and Facebook (Facebook.com/FSUSoftball) for instantaneous information surrounding the squad. FSU softball also has accounts on Snapchat (fsu_softball) and Instagram (fsusoftball). Throughout the 2023 regular season, in-game tweeting will be provided in addition to livestats on Statbroadcast.com.

SPORTS INFORMATION DIRECTORY



Tim Hofmann
Sports Information Director



Rob Wilson
Associate AD/Communications



Chuck Walsh
Deputy SID



Derek Satterfield
Sr. Assoc. Communications Director



Christa Salerno
Assistant SID



Steve Stone
Assistant SID




Steven McCartney
Assistant SID

Contact Us At: Phone: 850-644-1403 / Fax: 850-644-3820

Address Inquiries To:
Florida State Sports Information
PO Drawer 2195
Tallahassee, FL 32316

Ship Overnight Packages To:
Florida State Sports Information
403 Stadium Drive West, Room D0107
Tallahassee, FL 32306

DIGITAL MEDIA DIRECTORY



Leo Georgi
Creative Video Content Producer



Kelsey Wicinski
Social Media Coordinator



2023 TEAM PHOTO ROSTER



1
Hallie Wacaser
R-SO - OF
Centerton, Ark.



3
Bethaney Keen
GR - INF
Bradenton, Fla.



4
Jahni Kerr
R-SO - OF
Mableton, Ga.



5
Allison Royalty
JR - P
Corinth, Texas



6
Kaley Mudge
SR - OF
Winter Springs, Fla.



8
Kalei Harding
JR - UT
Murfreesboro, Tenn.



9
Devyn Flaherty
SR - INF
Sarasota, Fla.



10
Josie Muffley
R-SR - INF
Portage, Mich.



12
Amaya Ross
SO - INF
Jacksonville, Fla.



13
Mack Leonard
GR - P/LB
Normal, Ill.



14
Autumn Belviy
R-SO - OF
San Diego, Calif.



16
Ali DuBois
GR - P
Torrington, Conn.



17
Emma Wilson
SR - P
Dallas, Ga.



20
Kaia LoPreste
SR - C
Brandon, Fla.



21
Madi Balk
FR - P
Lancaster, New York



24
Madi Frey
FR - C/UT
Lutz, Fla.



27
Krystina Hartley
SO - INF
St. Petersburg, Fla.



30
Avery Weisbrook
FR - INF
Torrance, Calif.



31
Makenna Reid
FR - P
Portland, Ore.



32
Kathryn Sandercock
R-SR - P
McLean, Va.



51
Michaela Edenfield
R-SO - C
Sneads, Fla.



77
Katie Dack
SO - C/3B (Needs Photo)
Parker, Colorado / Texas A&M



HG
Lonni Alameda
Head Coach



AC
Travis Wilson
Assistant Coach



AC
Troy Cameron
Assistant Coach