

FLORIDA STATE SOFTBALL




THE 2022 SEASON PRODUCED BY FLORIDA STATE SOFTBALL TEAM 39 PLAYED AT JOANNE GRAF FIELD - MERCER FEB 11 KENNESAW STATE FEB 11 LOYOLA FEB 12 KENNESAW STATE FEB 12 SOUTH ALABAMA FEB 16 TENNESSEE FEB 17 TEXAS FEB 18 MICHIGAN FEB 19 UCF FEB 20 UCLA FEB 20
 FLORIDA A&M FEB 23 HOFSTRA FEB 25 INDIANA FEB 26 HOFSTRA FEB 26 INDIANA FEB 26 FLORIDA A&M MAR 1 OAKLAND MAR 2 PITT MAR 4-6 FURMAN MAR 8 HOLY CROSS MAR 9 @GEORGIA TECH MAR 11-13 @LIPSCOMB MAR 15 @ALABAMA MAR 16 BOSTON COLLEGE MAR 18-20
 @TROY MAR 23 @FIU MAR 26 @JACKSONVILLE UNIVERSITY MAR 30 @UNF MAR 30 @VIRGINIA APR 1-3 @FLORIDA APR 6 VIRGINIA TECH APR 8-10 @NORTH CAROLINA APR 15-17 STETSON APR 19 CLEMSON APR 21-23 OKLAHOMA STATE APR 28-29 FLORIDA MAY 3 @NCSTATE MAY 6-8
 ACC TOURNAMENT MAY 11 NCAA REGIONALS MAY 19 NCAA SUPERREGIONALS MAY 26 NCAA COLLEGE WORLD SERIES JUN 2

HOME / @ANAL / ESPN ELITE IN PARTNER



TOC TRUIST

TABLE OF CONTENTS



2022 Florida State Softball

Table of Contents.....	1	Assistant Coach Troy Cameron.....	44
This is FSU: Tradition.....	2	Softball Support Staff.....	45
This is FSU: Community/Academics.....	3		
This is FSU: Facilities.....	4	2021 Review	
This is FSU: Softball Coaches Club.....	5	2021 Final Statistics.....	46
#FSACC (Five Core Values).....	6	2021 Team Game Highs.....	47
2018 National Champions.....	7	2021 Individual Game Highs.....	48
Play For Those Who Can't.....	8	2021 Game-By-Game Results.....	49
2022 Softball Quick Facts.....	9	Last Time It Happened.....	50
2022 Roster.....	10		
Student-Athletes		History of the Program	
Bethany Keen.....	11	Hall of Fame & All-Americans.....	51
Sydney Sherrill.....	12	Honors and Awards.....	52
Danielle Watson.....	15	All-Time Letterwinners.....	57
Maegan Tomlinson.....	17	Pro & International Players.....	58
Josie Muffley.....	18	1981 & 1982 National Champions.....	59
Mack Leonard.....	19	Dr. JoAnne Graf.....	60
Ali DuBois.....	20	Results & Records	
Kathryn Sandercock.....	22	NCAA Records.....	61
Kaley Mudge.....	24	Team & Individual Records.....	63
Kiersten Landers.....	25	All-Time Top 10.....	64
Devyn Flaherty.....	26	Single Season Top 10.....	65
Emma Wilson.....	27	Yearly Leaders.....	66
Kaia LoPreste.....	28	Yearly Team Statistics.....	68
Brianna Enter.....	29	All-Time Postseason Results.....	70
Kalei Harding.....	30	Year By Year Results.....	71
Carson Saabye.....	31	Series Records.....	82
D'Aun Riggs.....	32	Florida State Information	
Chloe Culp.....	33	Media Information.....	92
Wacaser/Kerr.....	34	2021 Team Photo Roster.....	93
Belvii/Edenfield.....	35		
Blankenship/Ross/Bright.....	36		
Hartley/Kendrick.....	37		
Coaching Staff			
Head Coach Lonni Alameda.....	38		
Assistant Coach Travis Wilson.....	42		



CREDITS

The 2022 Florida State Softball Almanac is a publication of the FSU Sports Information Office. Written and edited by Bret Clein and Jordyn Rolli. Page layout by Bret Clein. Featured photographers: Ryals Lee, Maury Neipris, NCAAPhotos, Phil Kelly, Larry Novey, Perrone Ford, Colin Abbey, Don Juan Moore and Ross Obley.



THIS IS FLORIDA STATE SOFTBALL

A WORLD-CLASS PROGRAM BUILT ON TRADITION



Florida State has been a mainstay in the collegiate softball scene since being one of the pioneer programs of the sport in 1978. Over the last 44 years, the Seminole program has done its part to help grow the game exponentially in that time span by churning out numerous All-America players, staffing quality coaches and stringing together many impressive seasons, including 11 trips to the Women's College World Series as well as the 2018 and 2020 NCAA National Championships and the 1981 & 1982 AIAW National Championships.

With the 2021 season marking head coach Lonni Alameda's 14th as the Seminole skipper, the direction of the program remains on the right path. 40-win seasons continue to be a staple of the program, with 37 in the program's 43 years, including 19 50-win seasons. NCAA Championship appearances are always expected, with the Seminoles being one of just nine schools to make an NCAA Regional in every year since 2000.

Historically, there are not many programs that can match the numbers put up by Florida State: 17 Atlantic Coast Conference titles, 11 NCAA Women's College World Series appearances, two NCAA national championships, two AIAW national titles, 35 All-Americans with 52 total All-America honors and 33 NCAA Championship appearances.

Being a Florida State softball student-athlete does not mean the sole focus is just on the field. Joining the program puts you in an instantaneous family that is fostered by a fun-loving coaching staff that brings out the best in each player through team-building activities.

In addition to the years of tradition etched in the Florida State softball program, the concept of team never holds a greater meaning than for those dressed in Garnet and Gold. Led by Alameda's fun yet focused approach, Florida State softball student-athletes leave their careers with life-long memories.

THIS IS FLORIDA STATE SOFTBALL

COMMUNITY AND ACADEMIC PRIORITIES




Community and Academic Success

- Seminole Softball completed over 1,000 hours of community service in the last academic year; a testament to the hard work and commitment of the FSU softball coaches and players.
- The Seminoles recorded a 100 percent participation rate in a variety of activities, including Literacy Week, National Student-Athlete Day, Miracle League Softball, as well as meeting with cancer patients at Tallahassee Memorial Healthcare.
- The Noles also "adopted" Madison Marshall in 2016 through a partnership with the Friends of Jaclyn Foundation. The 16-year old from Clarksville, Fla., found out she had brain cancer in 2015.
- Florida State Softball also adopted Hayden Stone in 2019 through the Friends of Jaclyn Foundation, after hearing about her recent diagnosis with a soft-tissue cancer.
- FSU earned the Athletic Director's Cup For Service award in 2014, 2015 and 2018, given to the program with the highest amount of community service hours per student-athlete.
- A team leadership group, known as The Tribe, meets weekly to help promote group activity among the team. The leadership council helps coordinate activities such as Dugout Club Socials, seasonal newsletters, community service activities and more.
- The program carries several All-ACC Academic Honor Roll students, All-ACC Academic team members, postgraduate scholarship winners, CoSIDA/ESPN All-District and All-American performers.
- The Seminoles placed four student-athletes on the 2021 All-ACC Academic Softball Team - Caylan Arnold, Devyn Flaherty, Dani Morgan and Kathryn Sandercock.
- Florida State has been recognized three times in the last eight years with the ACC Scholar-Athlete of the Year award for success both on and off the field - Kelly Hensley (2013), Alex Powers (2017) and Kylee Hanson (2018).
- Tessa Daniels earned the NCAA's Elite 90 Award in 2018 for holding the highest GPA of any student-athlete at the Women's College World Series.



THIS IS FLORIDA STATE SOFTBALL

FACILITIES SECOND TO NONE



The Seminole Softball Complex

- Known as one of NCAA softball's best venues, JoAnne Graf Field at the Seminole Softball Complex is a modernized athletic facility that caters quite well to student-athletes, coaches and fans. Since opening in 1999, Florida State has enjoyed the benefits of playing on their home field. The Seminoles have recorded 554 victories in their 20 years at JoAnne Graf Field.
- The complex's unique design was featured in Athletic Business Magazine's 2002 Architectural Showcase. Approaching nearly 12,000 square feet, the FSU Softball batting facility is functional, unique and aesthetically pleasing. The facility, which was awarded the 2011 AIA Tallahassee Chapter Design Achievement Honor Award, is endorsed for its combination of external features, comfortable nature and multiple purposes within the sport of softball.
- The near million dollar facility that was spear-headed by architects Lewis + Whitlock is a beacon for future player development, while providing safety from inclement weather. The updated batting cage facility allows for training in any kind of weather or environment. There are four batting cages and four bullpen slots on the ground floor, while the second floor is an open space with artificial turf that can be used in multiple ways.
- The Mary Ann Stiles & Barry Smith team building is the home of the Florida State softball and soccer teams. It houses the coaches' offices, which overlook the soccer and softball fields, a reception area, large team and coaches locker rooms, a visiting team locker room and training and equipment rooms. One of FSU's most celebrated and renowned alumni couples, Mary Ann Stiles and Barry Smith epitomize the ultimate in professional and athletic achievement. A pioneer in fundraising for women's athletics, Mary Ann Stiles was among the first Golden Chiefs to financially support the women's programs at Florida State. Barry Smith was instrumental in building the Varsity Club and was one of the first inductees into FSU's Hall of Fame. The second floor includes additional office space, meeting rooms, tradition space, a classroom furnished with transferable desks and chairs, dry-erase boards, projection screen.
- In 2015, FSU finished remodeling the lower level, complete with an all-new locker room, as well as an updated training room with brand new contrast baths.
- In 2020, a new shade structure was installed over the chairback seats to shield the fans from the elements. Over \$1.8 million was raised from donors for the project to continue to improve the fan experience and create a true home-field advantage for the Seminoles.

THIS IS FLORIDA STATE SOFTBALL

SOFTBALL COACHES CLUB



FSU Softball Coaches Club

• The Seminole Boosters Coaches Clubs provides alumni and fans of Florida State Athletics an exclusive opportunity to direct their financial support to the head coach and team of their choice. Every dollar given to the Softball Coaches Club is immediately directed to the program of your designation in order to provide funds for urgent needs not covered in the team's annual budget.

• As our way of saying thank you for supporting our programs and becoming a member of the Coaches Clubs, we make a simple promise: We are here to serve our teams and serve the members that support them. In addition, we also offer several benefits depending on the sport and donation level.

• Membership in the FSU Softball Coaches Club is the only way to secure tickets in the home plate section at JoAnne Graf Field.

The 2022 events for the Softball Coaches Club and Alumni are:

- Fan Day and First Pitch Party - February 5
- Legacy and Legends Weekend - March 4-6
- Player's Weekend - April 8-10
- Senior Send-Off - April 21-23

• If you have any questions about joining the Coaches Club or would like some more information on membership, please do not hesitate to contact **Cristian Gonzalez Mendez** (Director of Coaches Clubs) at cgonzalezmendez@fsu.edu or **(850) 645-9836**. We would love to hear from you and to have the opportunity to speak with you about how you can make a positive impact in the lives of our student-athletes by becoming a Coaches Clubs member!



#FSACC

FIVE CORE VALUES OF FLORIDA STATE SOFTBALL

F

FAMILY - When you play softball at Florida State, you don't just play for a team, you play for a family. Each person cares for their teammates as if they were a sister, committing to each other through thick and thin. As members of an extended softball family, each one motivates the other and enjoys seeing them succeed. When issues arise, communication is key and allows for a loving relationship that creates a bond that results in an entire team of student-athletes fighting for each other, both on and off the field to be the best they can be.

S

SMART - Being smart, in a wide variety of disciplines, is a cornerstone of the Florida State softball program. In school, it allows you to achieve a degree and plan for a future after softball. At practice, it means training with a purpose, honing your skills and gaining experience by not just going through the motions. In the game, it means having a plan at plate offensively or a pitching and defensive shift plan for opposing hitters based on various scouting reports. Off the field, it means making wise decisions with time management and other activities to be able to be at your best.

A

AGGRESSIVE - You aren't just given things in life, you must aggressively pursue your dreams in order to achieve them. Being aggressive means taking that extra base on a ball in the gap, stealing second when you need to get a runner into scoring position, heading to your teacher's office hours to talk about things you may not have understood in class, going after a hitter with your best pitch in the best location and challenging yourself to become the best you can be because you are passionate about helping the team succeed.

C

COMPETITIVE - A team-based sport is one of the most competitive dynamic there is in life. To be successful, you need to be competitive in many areas. We strive to be competitive on the field, winning individual games, along with conference and national championships. We are competitive with each other on the team, knowing that we make each other better as each one raises their level of skill and accomplishments. We are also competitive off the field, in the classroom and in the workforce as there are many who would seek to be where we are, but only few will attain it.

C

COMMITTED - The previous four core values mean nothing unless everyone is committed to it. Obstacles and challenges will come up. Losses on the field and issues off of it will occur and cause problems that will need to be addressed. But when we are committed - to each other, to the team, to the goals that have been set - very little can disrupt our goals and pursuits. A unified force with a united passion is very difficult to stop and our commitment to the vision and the process will enable us to be successful.



Core Values Shape Culture

- The Seminole Softball team has incorporated these values into all areas of team life, both on and off the field.
- Each fall since 2015, FSU has experienced "The Program", a two-day boot camp event where the team has worked on communication, problem solving, endurance, perseverance, paying attention to details and teamwork while accomplishing tasks on the field, at a pool, on the beach, in the woods, among others.
- Each year, the team has been able to build trust within the team by attaining goals and going through the physical and mental adversity that The Program imposes on them as a collective team and unit.
- The Seminoles also start each game and practice at "The GATE", which at JoAnne Graf Field is a physical gate, but it helps to focus on being present for the team, allowing outside distractions to stay outside and to "Give your **A**ll to the **T**eam **E**veryday."

2018 NCAA NATIONAL CHAMPIONSHIP

National Champion.

For a storied program that had reached the Women's College World Series nine times before, had three different National Players of the Year and was led by NFCA Hall of Fame Coach JoAnne Graf who was the first in NCAA history to win 1,400 games, the last accomplishment was finally secured on June 5, 2018 as Florida State earned the NCAA National Championship with a 8-3 win over Washington.

The Seminoles (58-12) received a gutsy performance from Meghan King in the circle and weathered an early deficit in the come-from-behind victory over the Huskies (52-10).

The victory exemplified the "Cardiac Kids" persona that the team took on throughout the ACC and NCAA postseason as the Seminoles became just the third team in NCAA history to lose their first game of the WCWS and come all the way back through the loser's bracket to win the title, joining Texas A&M (1983) and UCLA (2003).



After falling to No. 3 UCLA, 7-4, in its opening game, Florida State stormed back through the loser's bracket, taking down No. 7 Georgia (7-2), No. 1 Oregon (4-1) and a pair of victories over No. 3 UCLA (3-1 and 12-6) to clinch a spot in the WCWS Championship Series for the first time in program history.

In game one of the finals against Washington, it was a pitcher's duel between FSU's Meghan King and UW's Gabbie Plain and the lone run of the night came on a solo home run by Anna Shelnutt in the top of the sixth inning.

Jessie Warren's heroics at third base stopped the Huskies' comeback hopes as, after a leadoff single, Warren dove in front of the plate to catch a sacrifice bunt attempt and throw to first for a double play. The play was featured on Sportscenter and earned Warren a spot among the nominees for the 2018 ESPY for Best Play.

King was back in the circle for the final and Washington tallied three quick runs after uncharacteristic errors and miscues allowed the Huskies to take an early lead. Shelnutt again sparked the Seminole offense with a two-run home run in the bottom of the first and home runs by Warren and Elizabeth Mason later in the game pushed the FSU lead out to 8-3.

King retired 11 batters in a row until getting out of a bases-loaded jam in the fourth inning, and shut down Washington the rest of the game, allowing just one runner to reach base over the final three innings as the Seminoles secured their first national title.

Jessie Warren was named the WCWS Most Outstanding Player and was joined on the WCWS All-Tournament Team by Meghan King, Anna Shelnutt, Elizabeth Mason and Sydney Sherrill.

It was the 16th National Championship for Florida State, the third for softball and the first in the fastpitch era as the Noles earned AIAW titles in slowpitch in 1981 and 1982.

As a team, Florida State set the WCWS record with 15 stolen bases in the tournament, and matched the record for most wins (6), while etching their name in the Top 5 of 15 different WCWS categories, including doubles (12 - second), runs scored (39 - third), home runs (10 - third) and RBI (37 - third).

Individually, Dani Morgan posted a WCWS record with seven stolen bases and Jessie Warren tied the all-time WCWS mark with 13 hits. Overall, seven different Seminoles now rank in the Top 5 all-time in WCWS history in 15 different categories, including Sydney Sherrill's seven two-out RBI ranks second and Zoe Casas's three doubles and Elizabeth Mason's nine RBI both are tied for fourth.

The Seminoles closed out the 2018 season on the top of the mountain, playing softball the only way they knew how - with fun and joy and love for each other.





“PLAY FOR THOSE WHO CAN’T”

One of the foundational principles that Florida State softball is built on is, “Play for those who can’t.” The Seminoles have displayed that throughout the years, including recently with people like Taylor Foster, Madison Marshall, Hayden Stone and Monk Bonasorte.

Taylor Foster became part of the FSU family in 2013 through a connection with the ACC, and despite growing up in North Carolina, dreamed of playing softball for the Seminoles. Foster was diagnosed with bone cancer in at the age of 13 and her passion and enthusiasm in the face of such adversity never faltered. The Noles would routinely stop by to see Taylor and her family when playing NC area schools and the players and coaches would often keep touch via calls, texts and video chats. After her passing in April of 2014, an annual memorial tournament and camp was started and organized by FSU softball players, coaches and support staff for youth in North Carolina to share Taylor’s passion for the game and tell of her legacy.



In 2016, and through a partnership with The Friends of Jaclyn Foundation, FSU softball adopted Madison Marshall who had been diagnosed with a brain tumor in 2014 at the age of 14. The Friends of Jaclyn Foundation was created in 2005 and pairs children with pediatric brain tumors with collegiate sports teams, as they have seen the symbiotic relationships that are formed help both the child going through such a difficult situation, but also the teams that are able to come along side a family and help them fight and learn a new appreciation and perspective on life.

In 2019, again in partnership with the Friends of Jaclyn Foundation, the Seminoles adopted Hayden Stone, who had been diagnosed with a soft tissue cancer and lives in Tallahassee. Hayden and her family come to nearly every home game and during the 2019 season, the FSU players drew smiley faces on their necks in honor of Hayden as a way for her reduce the stigma of a scar on her neck.

Monk Bonasorte, one of the main FSU athletic administrators responsible for hiring Lonni Alameda as head coach in the fall of 2008, had played football at FSU in the late 70s, and was voted into the FSU Athletics Hall of Fame in 1995. As a result, he bled Garnet and Gold and became a significant supporter of FSU softball, as well as all of the other sports on campus. In October of 2015, Bonasorte was diagnosed with brain cancer, yet never wavered in his passion for FSU and life. Right up to his passing in November of 2016, he continued to give his life to this university and be an example of the Florida State “Unconquered” spirit.

In 2017, the Lonni Alameda Softball Camps began the annual Monk Bonasorte Camp (Camp MB42), where the young players in attendance not only learn about the skills of softball, but also about life and who Monk was, what he meant to Florida State and how he battled through such adversity. All of the proceeds of the annual camp go to the FSU Monk Bonasorte Scholarship, and to date, the camp has raised over \$8,500.

There are numerous other relationships that have been formed over the years with young fans like Amber Howard and Maddie Briscoe, and even former players such as Dana Bailey that have battled cancer, the FSU players and staff know that there is much more to life than just this game. Though several are now gone, they are certainly not forgotten and remain a significant part of Seminole softball to this day.



2022 QUICK FACTS

Location..... Tallahassee, Fla.
 Founded..... 1851
 Enrollment..... 41,473
 Symbol..... Seminoles
 Colors..... Garnet and Gold
 Conference..... Atlantic Coast
 President..... John Thrasher
 Athletics Director..... Michael Alford

Head Coach..... Lonni Alameda
 Alma Mater..... Oklahoma '93
 Career Record..... 761-338-3 (18 years)
 FSU Record..... 604-180-2 (14 years)
 Assistant Coach..... Travis Wilson
 Alma Mater..... Canterbury '96
 Assistant Coach..... Troy Cameron
 Alma Mater..... Florida Atlantic '12

Home Field..... JoAnne Graf Field
 Dimensions..... Lines - 200', Center - 220'
 Capacity..... 1,000

First Year of Softball..... 1978
 All-Time Record..... 2,070-682-7
 ACC Titles..... 17*
 *includes tie with Maryland in 1997
 National Titles (AIAW)..... 2 (1981, 1982)
 National Titles (NCAA)..... 1 (2018)
 NCAA Regional Appearances..... 33
 NCAA Super Regional Appearances..... 9
 WCWS Appearances..... 11
 NCAA Tournament Record..... 98-73

2021 Record..... 49-13-1
 2021 ACC Record..... 26-5-1
 2021 ACC Finish..... 2nd

Starters R/L..... 4/5
 Pitchers R/L..... 4/1
 Letterwinners R/L..... 15/5
 Newcomers..... 8

Softball Oversight..... Cindy Hartmann
 Softball SID..... Bret Clein
 bclein@fsu.edu
 954-802-4770
 Website..... seminole.com
 Mailing Address..... 403 Stadium Drive W.
 Tallahassee, FL 32306

Twitter..... @FSU_Softball
 Facebook..... /FSUSoftball
 Instagram..... /fsusoftball

SEMINOLES BY STATE

Arkansas (1)

Hallie Wacaser..... Centerton

California (1)

Autumn Belviy..... San Diego

Colorado (1)

Carson Saabye..... Monument

Connecticut (1)

Ali DuBois..... Torrington

Florida (15)

Chloe Culp..... Tallahassee

Michaela Edenfield..... Sneads

Brianna Enter..... Green Cove Springs

Kaia LoPreste..... Brandon

Devyn Flaherty..... Sarasota

Kaley Mudge..... Winter Springs

Jeya Prasad..... Pensacola

D'Aun Riggs..... Fort Walton Beach

Maegan Tomlinson..... Tallahassee

Bethaney Keen..... Bradenton

Brooke Blankenship..... Hudson

Amaya Ross..... Jacksonville

Krystina Hartley..... St. Petersburg

Morgan Kendrick..... Fleming Island

Katie Bright..... Palm Harbor

Georgia (2)

Emma Wilson..... Dallas

Jahni Kerr..... Mableton

Illinois (1)

Mack Leonard..... Normal

Indiana (1)

Danielle Watson..... Osceola

Michigan (1)

Josie Muffley..... Portage

Oklahoma (1)

Sydney Sherrill..... Moore

Tennessee (1)

Kalei Harding..... Murfreesboro

Virginia (1)

Kathryn Sandercock..... McLean

West Virginia (1)

Kiersten Landers..... Scott Depot

SEMINOLES BY POSITION

Outfield (6)

Hallie Wacaser, Maegan Tomlinson, Jahni Kerr,
 Kaley Mudge,
 Kiersten Landers, D'Aun Riggs

Infield (8)

Bethaney Keen, Brooke Blankenship, Devyn
 Flaherty, Josie Muffley, Carson Saabye, Amaya
 Ross, Mack Leonard, Krystina Hartley

Catchers (4)

Kalei Harding, Kaia LoPreste, Michaela
 Edenfield, Katie Bright

Pitchers (8)

Mack Leonard, Ali DuBois, Emma Wilson,
 Jeya Prasad, Brianna Enter, Danielle Watson,
 Kathryn Sandercock, Morgan Kendrick

Utility (6)

Kalei Harding, Autumn Belviy, Emma Wilson,
 Sydney Sherrill, Chloe Culp, Michaela Edenfield

SEMINOLES BY CLASS

Freshmen (10)

Hallie Wacaser, Jahni Kerr, Brooke
 Blankenship, Amaya Ross, Autumn Belviy, Jeya
 Prasad, Krystina Hartley, Morgan Kendrick,
 Michaela Edenfield, Katie Bright

Sophomores (4)

Chloe Culp, D'Aun Riggs, Carson Saabye, Kalei
 Harding

Juniors (6)

Kaley Mudge, Kiersten Landers, Devyn
 Flaherty, Emma Wilson, Kaia LoPreste, Brianna
 Enter

Seniors (5)

Kathryn Sandercock, Ali DuBois, Mack Leonard,
 Josie Muffley, Maegan Tomlinson

Graduate (3)

Bethaney Keen, Sydney Sherrill, Danielle
 Watson



2022 SOFTBALL ROSTER

NUMERICAL

No.	Name	B/T	Pos.	Ht.	Yr.	Hometown/Prev. School
1	Hallie Wacaser	R/R	OF	5-4	R-Fr.	Centerton, Ark. / Bentonville West
2	Maegan Tomlinson	L/R	OF	5-7	Sr.	Tallahassee, Fla. / Chiles
3	Bethaney Keen	L/L	INF	5-6	Grad.	Bradenton, Fla. / USF
4	Jahni Kerr	L/L	OF	5-3	R-Fr.	Mableton, Ga. / Wesleyan
5	Brooke Blankenship	R/R	INF	5-5	Fr.	Hudson, Fla. / River Ridge
6	Kaley Mudge	L/L	OF	5-6	Jr.	Winter Springs, Fla. / Winter Springs
7	Kiersten Landers	L/R	OF	5-6	R-Jr.	Scott Depot, W.V. / Hurricane
8	Kalei Harding	R/R	C/UT	5-10	So.	Murfreesboro, Tenn. / Blackman
9	Devyn Flaherty	L/R	INF	5-7	Jr.	Sarasota, Fla. / Riverview Sarasota
10	Josie Muffley	R/R	INF	5-5	Sr.	Portage, Mich. / Central/Tulsa
11	Carson Saabye	R/R	INF	5-6	So.	Monument, Colo. / Palmer Ridge
12	Amaya Ross	R/R	INF	5-10	Fr.	Jacksonville, Fla. / Trinity Christian
13	Mack Leonard	R/R	P/INF	5-11	Sr.	Normal, Ill. / Illinois State University
14	Autumn Belvy	L/R	OF	5-11	R-Fr.	Arlington High School / San Diego, Calif.
16	Ali DuBois	R/R	P	5-5	Sr.	Torrington, Conn. / Boston University
17	Emma Wilson	R/R	P/UT	5-9	Jr.	Dallas, Ga. / North Paulding
20	Kaia LoPreste	R/R	C	5-6	Jr.	Brandon, Fla. / Riverview
22	Brianna Enter	R/R	P	5-4	Jr.	Green Cove Springs, Fla. / St. Johns Country Day
24	Sydney Sherrill	L/R	INF	5-7	Grad.	Moore, Okla. / Southmoore
26	D'Aun Riggs	L/R	OF	5-6	So.	Fort Walton Beach, Fla. / Choctawhatchee
27	Krystina Hartley	R/R	INF	5-4	Fr.	St. Petersburg, Fla. / Northeast
28	Chloe Culp	R/R	UT	5-7	R-So.	Tallahassee, Fla. / North Florida Christian
31	Danielle Watson	R/R	P	5-8	Grad.	Osceola, Ind. / Penn/Louisville
32	Kathryn Sandercock	R/R	P	5-10	Sr.	McLean, Va. / Bishop O'Connell
33	Morgan Kendrick	R/R	P	5-7	Fr.	Fleming Island, Fla. / Clay
51	Michaela Edenfield	R/R	C	6-1	Fr.	Sneads, Fla. / Sneads
88	Katie Bright	R/R	C	5-7	Fr.	Palm Harbor, Fla. / Palm Harbor

ALPHABETICAL

No.	Name	B/T	Pos.	Ht.	Yr.	Hometown/Prev. School
14	Autumn Belvy	L/R	OF	5-11	Fr.	Arlington High School / San Diego, Calif.
5	Brooke Blankenship	R/R	INF	5-5	Fr.	Hudson, Fla. / River Ridge
88	Katie Bright	R/R	C	5-7	Fr.	Palm Harbor, Fla. / Palm Harbor
28	Chloe Culp	R/R	UT	5-7	R-Fr.	Tallahassee, Fla. / North Florida Christian
16	Ali DuBois	R/R	P	5-5	Sr.	Torrington, Conn. / Boston University
51	Michaela Edenfield	R/R	C	6-1	Fr.	Sneads, Fla. / Sneads
22	Brianna Enter	R/R	P	5-4	R-Fr.	Green Cove Springs, Fla. / St. Johns Country Day
9	Devyn Flaherty	L/R	INF	5-7	R-Fr.	Sarasota, Fla. / Riverview Sarasota
8	Kalei Harding	R/R	C/UT	5-10	Fr.	Murfreesboro, Tenn. / Blackman
27	Krystina Hartley	R/R	INF	5-4	Fr.	St. Petersburg, Fla. / Northeast
3	Bethaney Keen	L/L	INF	5-6	Grad.	Bradenton, Fla. / USF
4	Jahni Kerr	L/L	OF	5-3	Fr.	Mableton, Ga. / Wesleyan
33	Morgan Kendrick	R/R	P	5-7	Fr.	Fleming Island, Fla. / Clay
7	Kiersten Landers	L/R	OF	5-6	R-Fr.	Scott Depot, W.V. / Hurricane
13	Mack Leonard	R/R	P/INF	5-11	Sr.	Normal, Ill. / Illinois State University
20	Kaia LoPreste	R/R	C	5-6	R-Fr.	Brandon, Fla. / Riverview
6	Kaley Mudge	L/L	OF	5-6	R-Fr.	Winter Springs, Fla. / Winter Springs
21	Jeya Prasad	R/R	P	5-6	Fr.	Pensacola, Fla. / West Florida High School
26	D'Aun Riggs	L/R	OF	5-6	Fr.	Fort Walton Beach, Fla. / Choctawhatchee
12	Amaya Ross	R/R	INF	5-10	Fr.	Jacksonville, Fla. / Trinity Christian
11	Carson Saabye	R/R	INF	5-6	Fr.	Monument, Colo. / Palmer Ridge
32	Kathryn Sandercock	R/R	P	5-10	R-So.	McLean, Va. / Bishop O'Connell
24	Sydney Sherrill	L/R	INF	5-7	R-Jr.	Moore, Okla. / Southmoore
2	Maegan Tomlinson	L/R	OF	5-7	R-So.	Tallahassee, Fla. / Chiles
3	Hallie Wacaser	R/R	OF	5-4	Fr.	Centerton, Ark. / Bentonville West
31	Danielle Watson	R/R	P	5-8	Jr.	Osceola, Ind. / Penn/Louisville
17	Emma Wilson	R/R	P/UT	5-9	R-Fr.	Dallas, Ga. / North Paulding

Head Coach - Lonni Alameda (Oklahoma, 1993)

Assistant Coach - Travis Wilson (University of Canterbury, 1996)

Assistant Coach - Troy Cameron (Florida Atlantic University, 2012)

Pronunciation guide

1	Hallie Wacaser	Hal-EE-ee Way-Case-Er	14	Autumn Belvy	Aww-Tum Bell-Veye
2	Maegan Tomlinson	May-gan	16	Ali DuBois	Do-Dwa
4	Jahni Kerr	Ja-Nye	20	Kaia LoPreste	Ky-uh Low-press-tee
11	Carson Saabye	Sa-Bi (Like Wasabi)	26	D'Aun Riggs	Dee-On
				Head Coach Lonni Alameda	Al-uh-mee-duh



3 • BETHANEY KEEN

Infielder • Graduate • Bradenton, Fla. • USF

CAREER HIGHS

Hits:	4	at New Mexico State (3/10/21)	RBI:	3	6x, last at North Dakota (3/19/21)
Doubles:	2	2x, last at FGCU (4/18/21)	Runs:	2	5x, last vs. Memphis (5/13/21)
Triples:	1	3x, last at North Florida (3/24/21)	Walks:	3	at Florida (2/9/20)
Home Runs:	2	13x, last vs. Memphis (5/13/21)	Stolen Bases:	1	2x, last at FGCU (4/17/21)

REDSHIRT SENIOR SEASON AT USF (2021)

Started all 49 games at first base... Recorded a .299 batting average... tallied 41 hits... batted in 11 runs... Hit six doubles, one triple, and sent home two home runs... drew 10 walks on the season... recorded nine multi-hit games and five multi-RBI games... longest hitting streak was eight games... recorded 239 putouts at first base, eight assists... recorded 13 double plays.

REDSHIRT JUNIOR SEASON AT USF (2020)

Started all 25 games at first base... Went 19-for-66 at the plate, hitting .288 on the season... Scored nine runs... Hit three doubles and three home runs... Drove home nine runs, second best on the team... Drew a team-high nine walks and was hit by two pitches... Tallied two sacrifice flies and one sacrifice hit.

REDSHIRT SOPHOMORE SEASON AT USF (2019)

Started in all 60 games of the season, one of just three players to start all 60... Recorded a .283 batting average, second on the team... Tallied 49 hits... Batted in 37 runs, good for second on the team... Drew the most walks of anyone on the team with 22... Tied for the most doubles on the team with 11... Hit four home runs... Recorded nine multi-hit games and nine multi-RBI games... Longest reached-base streak was 14 games, longest hitting streak was nine games... Recorded 320 putouts at first base, 18 assists... Recorded 12 double plays... Hit a walk-off RBI single against New Mexico for an eighth-inning victory (2/17).

SOPHOMORE SEASON AT USF (2018)

Did not play due to injury

FRESHMAN SEASON AT USF (2017)


All-American Athletic Conference All-Rookie Team selection... Led the team with seven multiple-RBI games... First career hit was a two-run, walk-off home run over Illinois State on opening day... Led the team with 14 extra-base hits... Led the team with 412 putouts, ranking ninth all-time in a single season at USF... Currently on a four-game on base streak... Second on the team with 64 total bases.

HIGH SCHOOL/CLUB

Played for Braden River High School... Received all area player honors all four years of high school... Received all area player, first-team all-state, FACA senior all-star game selection, and Braden River Softball All Around Player of the Year honors for the 2015-2016 season... Player of the Year nominee during 2015-2016 season... Played in 7A state Final Four in 2016... World Cup of Softball XII participant... Saw action in three games with a .167 (1-for-6) batting average at World Cup.

CAREER STATISTICS

Year	avg	gp-gs	ab	r	h	2b	3b	hr	rbi	tb	slg%	bb	hbp	so	gdp	ob%	sf	sh	sb	po	a	e	fld%
2017-USF	.234	56-56	171	21	40	8	2	4	29	-	.374	9	9	18	2	.301	4	7	1	412	24	4	.991
2019-USF	.283	60-60	173	14	49	11	0	4	37	-	.416	22	1	22	2	.364	2	3	0	320	18	6	.983
2020-USF	.288	25-25	66	9	19	3	0	3	9	-	.470	9	2	8	0	.380	2	1	0	140	5	1	.993
2021-USF	.299	49-49	137	11	41	6	1	2	24	-	.401	10	6	18	0	.370	1	2	1	239	8	2	.992
TOTAL	.272	190-190	547	55	149	28	3	13	99	-	.406	50	18	66	4	.348	9	7	2	1111	55	13	.989



24 • SYDNEY SHERRILL

Utility • Graduate • Moore, Okla. • Southmoore

CAREER HIGHS

Hits:	4	3x, last at Syracuse (4/18/21)	RBI:	5	at Louisville (4/8/19)
Doubles:	2	11x, last at Louisville (4/23/21)	Runs:	4	vs. Detroit Mercy (2/8/20)
Triples:	1	vs. FGCU (3/3/18)	Walks:	4	2x, last at UCF (3/4/20)
Home Runs:	2	at North Carolina (4/15/19)	Stolen Bases:	2	3x, last vs. Notre Dame (3/15/19)

2018 NCAA NATIONAL CHAMPION
2021 ACC All-Tournament Team
2021 ALL-ACC FIRST TEAM
2021 ACC DEFENSIVE PLAYER OF THE YEAR
2021 D1 SOFTBALL PRESEASON ACC PLAYER OF THE YEAR
2021 JUSTIN'S WORLD SOFTBALL PRESEASON FIRST TEAM ALL-AMERICAN
2021 PRESEASON ALL-ACC TEAM
2021 D1 SOFTBALL PRESEASON ALL-AMERICAN
2021 USA SOFTBALL PLAYER OF THE YEAR WATCH LIST
2021 SOFTBALL AMERICA PRESEASON TOP 25 JUNIORS (No. 15)
2021 SOFTBALL AMERICA PRESEASON TOP 100 (No. 47)
2020 USA SOFTBALL PLAYER OF THE YEAR WATCH LIST
2020 PRESEASON ALL-ACC TEAM
2020 SOFTBALL AMERICA PRESEASON ALL-AMERICAN
2020 SOFTBALL AMERICA PRESEASON TOP 100 (No. 5)
2020 ESPNW PRESEASON TOP 25 PLAYER
2019 NFCA FIRST TEAM ALL-AMERICAN
2019 NFCA SOUTHEAST ALL-REGION SECOND TEAM
2019 USA SOFTBALL PLAYER OF THE YEAR TOP 26 FINALIST
2019 ACC DEFENSIVE PLAYER OF THE YEAR
2019 ALL-ACC FIRST TEAM
2019 ACC ALL-TOURNAMENT TEAM
2019 PRESEASON ALL-ACC TEAM
2018 WCWS ALL-TOURNAMENT TEAM
2018 NFCA THIRD TEAM ALL-AMERICAN
2018 NFCA SOUTHEAST ALL-REGION SECOND TEAM
2018 NFCA FRESHMAN OF THE YEAR TOP 10 FINALIST
2018 NFCA AND USA SOFTBALL NATIONAL PLAYER OF THE WEEK (APRIL 10)
2018 ACC FRESHMAN OF THE YEAR
2018 ALL-ACC FIRST TEAM
2018 ACC TOURNAMENT MVP
2018 ACC ALL-TOURNAMENT TEAM


RECORD BOOK

After the 2021 season, Sherrill ranked sixth in FSU history with a .360 batting average, third in slugging percentage with a .631, third in on base percentage with a .471, 10th in runs with 176, first in doubles with 66, sixth in home runs with 34, fifth in RBI with 168, seventh in total bases with 401, fifth in walks with 135 and ninth all time in program history with 414 assists.

REDSHIRT JUNIOR SEASON (2021)

Started all 63 games at third base during the 2021 season... finished the season with a .304 batting average (51-for-168) with a team high 15 doubles and 47 runs scored, she also

led the team with 51 walks and a .464 on base percentage... also had one triple, two home runs and 34 RBI, she was 15-for-17 in stolen bases... finished the season with a .974 fielding percentage with 67 putouts and 121 assists... became the ACC all-time doubles leader on April 23 at Louisville when she recorded two doubles... had nine multi RBI games... recorded three RBI in the second game of the season in FSU's 9-2 win over No. 24 Missouri (2/12)... went 2-for-3 with two RBI against Florida Gulf Coast (2/27)... went 6-for-10 with seven runs scored in four games against Notre Dame (4/2-4)... went 2-for-2 with two runs scored, two RBI and one home run against Pitt (5/7)... was 2-for-4 with two RBI and one run and a home run against Duke in the ACC Tournament (5/14)... recorded six RBI on five hits in during the WCWS... helped lead the Seminoles to a win in the first game of the Championship Series after going 1-for-2 with two RBI and one run scored.

**JUNIOR SEASON (2020)**

Started at third base for all 24 games played of the shortened 2020 season due to the COVID-19 pandemic, finishing second on the team with a .344 batting average (22-for-64) while leading the Seminoles with 26 walks and 23 runs scored...also had four doubles, four home runs, 16 RBI, a .594 slugging percentage and a .543 on-base percentage...was perfect in 77 defensive opportunities at third base on the season...her four doubles

24 • SYDNEY SHERRILL

Utility • Graduate • Moore, Okla. • Southmoore

increased her career total to 51, which tied Alex Powers (2014-17) and Jessie Warren (2015-18) for the FSU career record...the 51 doubles also sits in a tie for fifth in ACC history...her four home runs gave her 32 home runs for her career, which ranks seventh all-time in FSU history...drew a pair of walks against No. 1 Alabama on February 7...set a career high with four runs scored on February 8 against Detroit Mercy on 2-for-2 hitting with a walk and a home run...walked twice and scored a pair of runs in an 8-0 victory over No. 1 Alabama on February 8...hit a pair of doubles on February 9 against Detroit Mercy, along with a walk, three RBI and a run scored...drew a walk, singled and scored against FAMU on Feb 12...walked, hit an RBI single and scored versus No. 13 Minnesota on February 14...walked twice on Feb 15 against No. 23 Northwestern...hit a solo home run against No. 2 UCLA on February 16...had a pair of hits, including an RBI double against No. 19 Baylor on February 28...was 3-for-4 with a home run, three RBI and two runs scored on March 1 against Villanova...scored three runs, walked and added a home run against Holy Cross...tied a career high with four walks and added a single in a road win at No. 22 UCF on March 4...posted three hits, including a double, and two RBI on March 6 against Longwood...drew three walks and scored three runs on March 8 against Detroit Mercy.

SOPHOMORE SEASON (2019)

Shined for the Seminoles in 2019, both offensively and defensively, as the sophomore started all 65 games of the season and lead the team in eight different categories, including a .405 batting average, 75 hits, 18 doubles and 16 home runs...also added 60 RBI, 60 runs scored, 34 walks and was a perfect 8-for-8 on stolen base attempts... was one of seven different Seminole players to have at least 10 HR on the season and one of six to record at least 40 RBI...hit a single, walked, stole a base and scored a run against UNCW on opening day (Feb 8)... hit a solo home run in the bottom of the sixth inning against Iowa State on February 8, carrying the Seminoles to a 1-0 victory over the Cyclones...had a double, a home run and two runs scored against UNCG on February 9...drove in two runs as part of a nine-run first inning against UNCW on February 10...drew two walks against Ohio State on February 15...went 3-for-3 with two doubles, a home run, four RBI and two runs scored against Minnesota on February 16...walked twice, hit a double and scored two runs on February 17 against Florida Atlantic...hit a two-run home run against No. 6 Tennessee on February 17...walked twice and scored a run against Elon on Feb 22...batted 2-for-3 with three RBI and two runs scored against Lipscomb on February 23...closed out the Unconquered Invitational with a home run, a double, three RBI and two runs scored versus Samford on February 24...hit a pair of doubles on March 2 against Toledo...was 2-for-3 from the plate against Louisiana Tech with a double and a run scored...tied a season high with three singles at UCF on March 3...combined to go 4-for-7 with a double, a home run, two

RBI and three runs scored during the doubleheader at Grand Canyon on March 6...drew three walks and scored a run at No. 12 Arizona on March 8...walked and scored a run in the series finale against the Wildcats on March 10...singled, walked and stole two bases versus Notre Dame on March 15...hit a two-run home run on March 16 against the Irish...tied a career high with three runs scored on March 20 against North Florida...hit an RBI single against NC State on March 23...drove in three runs on a bases-clearing double on March 29 at Virginia and added a single, a walk and two runs scored...batted 2-for-4 with an RBI and two runs scored in the series finale at UVA on March 31...hit a pair of singles on the road at No. 8 Florida on April 3...walked and hit an RBI double on April 6 at Louisville...drove in a career-high five RBI on April 8 against the Cardinals, including a seventh-inning grand slam...recorded a single, a stolen base and a home run at UNC on April 14...posted the first multi-HR game of her career on April 15 against the Tar Heels on 3-for-5 hitting with three runs scored...went 2-for-3 with a double against No. 6 Florida on April 17...hit a solo home run against Boston College (April 19)...walked and drove in two runs on April 21 against the Eagles...was 2-for-3 from the plate with a double, two RBI and a run scored in the series opener against Duke on April 26...had multiple hits in all three games at Syracuse (May 3-5), including a pair of doubles on May 4...hit a solo home run against Notre Dame in the ACC semifinals on May 10...drove in the game-ending run on an RBI double to center to close out the 8-0 win in six innings against North Carolina in the ACC Championship Game on May 11...brought in the first FSU run of the game in each game of the NCAA Tallahassee Regional...was 2-for-3 with a double, a home run, a walk, two RBI and two runs scored on May 18 against USF...hit the fourth of four consecutive home runs on May 18 against USF, which set a school record, an NCAA Tournament record and tied the NCAA record...drove in a run with a sacrifice fly on May 24 against No. 13 Oklahoma State in the second game of the NCAA Tallahassee Super Regional.

FRESHMAN SEASON (2018)

Had one of the best freshman seasons in Florida State history and etched her name in the FSU, ACC and NCAA record books as she led the Seminoles to their first NCAA National Championship...hit 29 doubles on the season, which set the FSU and ACC records and tied Nina Lindenberg (Fresno State - 1996) for the NCAA single-season record...named an NFCA Third Team All-American, received ACC Freshman of the Year honors and also earned a spot on the All-ACC First Team...tied for the team lead with two home runs at the 2018 WCWS and ranked second with seven RBI to earn a spot on the WCWS All-Tournament team...all seven RBI came with two outs, ranking second in the category in WCWS history...ranked second on the team overall with a .370 batting average and led the team and ACC with 81 hits...added 29 doubles, one triple, 12 home runs, 58 RBI, 46 runs



24 • SYDNEY SHERRILL


Utility • Graduate • Moore, Okla. • Southmoore

scored and 16 stolen bases...started all 70 games on the season, including eight games at third base after Jessie Warren's injury on March 10...her first career hit was a home run as she drove a third-inning pitch over the wall in right for a two run home run against Portland State on February 9...stole a base, scored a run and drove in an RBI on February 10 against Portland State...batted 2-for-3 with an RBI vs. Florida A&M (Feb 14)...gave the Noles the lead on No. 14 Minnesota with a two-run double in the sixth inning on February 16...had a career-high four hits and scored two runs against the Gophers on February 17...went 2-for-3 against No. 20 Michigan on February 18, hitting a double in the sixth inning and later scored the game-winning run...named ACC/Big Ten Softball Challenge Most Valuable Player - Tallahassee Site (February 18)...also earned ACC Player of the Week honors on February 20...was 2-for-4 with a double against McNeese on February 20...batted 2-for-2 with a pair of doubles, one RBI and two runs scored against Northern Iowa on Feb 23...drove in a pair of runs and hit a home run against Georgia State on February 24...was 3-for-4 with a triple, a home run, two RBI and two runs scored against FGCU on March 3...tied a career high with four hits, including two doubles, and had three RBI on the road at North Florida (3/10)...walked and hit a home run in game two of the doubleheader at UNF on March 10...hit a home run and drove in a career-high four RBI on March 21 in game one of the doubleheader against Troy...scored three runs in game two of the DH with Troy on 2-for-2 hitting with two walks and two RBI...drove in two runs and walked twice on March 24 against Syracuse...hit her 12th double of the season on March 25 against the Orange...hit a pair of doubles at Georgia Tech on March 30, driving in two RBI...recorded two more doubles in the series finale at GT on April 1...went 4-for-7 with two doubles, a home run and three RBI against No. 19 Louisiana on April 4...posted two doubles and two RBI vs. Pitt on April 6, setting an FSU single-season record with 20 doubles...drove in a season-high four RBI along with a home run on April 8 vs. Pitt...named ACC Player of the Week as well as NFCA and USA Softball National Player of the Week on April 10...recorded a double in each of the first two games of the Louisville series on April 21-22...drew four walks on April 27 at Notre Dame and added a single, a stolen base and a run scored...batted .700 (7-for-10) in the three games of the ACC Championship, with a double, a home run, two walks, three RBI and three runs scored to earn 2018 ACC Tournament MVP honors...drove in the game-winning run with a two-run single to right against Jacksonville State on May 18...hit a double, a home run and drove in three

RBI in the regional championship against Jacksonville State on May 20...walked, hit a single and scored two runs in game two of the NCAA Super Regional against No. 11 LSU on May 26...hit her NCAA-leading 27th double of the season in game three versus LSU on May 26...hit a three-run double on May 31 against No. 3 UCLA in the first game of the 2018 Women's College World Series...singled and scored in an elimination game against No. 7 Georgia on June 2...hit a solo home run versus No. 1 Oregon on June 2...hit a three-run home run against No. 3 UCLA on June 3 to send the Seminoles to the WCWS Championship Series...hit her 29th double of the season in the third inning on June 5, setting the ACC record and tying the NCAA single-season mark.

HIGH SCHOOL/CLUB

Attended Southmoore High School...led the SaberCats to the 2017 6A Oklahoma State Championship...batted .611 for the season and was named The Oklahoman's Big All-City Player of the Year...named 2017 Oklahoma Gatorade Player of the Year...competed for the USA Junior Women's National Team during the summer of 2017.



CAREER STATISTICS

Year	avg	gp-gs	ab	r	h	2b	3b	hr	rbi	tb	slg%	bb	hbp	so	gdp	ob%	sf	sh	sb-att	po	a	e	fld%
2018	.370	70-70	219	46	81	29	1	12	58	148	.676	24	2	20	1	.435	1	1	16-16	108	112	8	.965
2019	.405	65-65	185	60	75	18	0	16	60	141	.762	34	1	15	0	.489	5	0	8-8	64	125	8	.959
2020	.344	24-24	64	23	22	4	0	4	16	38	.594	26	2	10	1	.543	0	0	1-3	21	56	0	1.000
2021	.304	63-63	168	47	51	15	1	2	34	74	.440	51	1	21	1	.464	2	0	15-17	67	121	5	.974
TOTAL	.360	222-222	636	176	229	66	34	34	168	401	.631	135	6	66	3	.471	8	1	40-44	260	414	21	.975



31 • DANIELLE WATSON


Pitcher • Graduate • Osceola, Ind. • Penn HS/Louisville

CAREER HIGHS

Innings Pitched:	8.0	vs. UMass (3/9/18)	Walks Allowed:	8	vs. Florida State (4/22/18)
Runs Allowed:	13	at Virginia Tech (3/31/19)	Strikeouts:	9	vs. NC State (5/1/21)
Earned Runs:	11	at Virginia Tech (3/31/19)	Hits Allowed:	11	vs. Virginia Tech (3/31/19)

REDSHIRT JUNIOR SEASON AT FLORIDA STATE (2021)

Appeared in 32 games with 12 starts during the 2021 season... she finished the season with a 2.62 ERA in 93.1 innings of work... had a 12-2 record with one save as she allowed 37 runs with 98 strikeouts while holding her opponents to just a .195 batting average... earned her first of 12 win on the season against Missouri (2/12) when she pitched 3.2 innings in relief, allowing no runs on two hits... recorded six strikeouts in three inning as a starter against FGCU (2/27)... was a part of a combined no-hitter against Boston College (3/26), she pitched 2.2 innings with four strikeouts... started and pitched six innings against Notre Dame (4/3) allowing just one hit and two walks with no runs and seven Ks... tossed her first of two complete games on the year against Duke (4/10) allowing just three hits and no runs... recorded a career high nine strikeouts in seven innings of work against NC State (5/1)... had seven Ks in 3.2 innings of work in a start at Pittsburgh (5/8)... pitched 4.2 innings in relief at LSU (5/28) in the second game of the Baton Rouge Super Regional, she allowed just one run on three hits... earned a win in the first game of the WCWS Championship Series against Oklahoma (6/8), she pitched 5.2 innings allowing six hits and four runs.



JUNIOR SEASON AT FLORIDA STATE (2020)

Redshirted the 2020 season due to ACC transfer rules.



SOPHOMORE SEASON AT LOUISVILLE (2019)

All-ACC Academic Team member... Led the pitching staff with 88 strikeouts in 161.0 innings... Posted a 3.83 ERA and a 12-15 record ... Tossed a complete game, giving up one run and scattering two hits in the NCAA regional win over No. 17/16 Northwestern (5/18)... Named ACC Co-Pitcher of the Week on April 9... Tied a career high with 11 strikeouts in the 7-2 win over Georgia Tech (4/21)... Tossed a complete game one-hit shutout in the 2-0 win over No. 3/3 Florida State (4/6)... Hit her first career home run at Western Kentucky (4/3)... Registered a career-high 11 strikeouts against Syracuse (3/17)... Went 3-for-4 with her first career run and RBI - setting a career high for hits - in the 14-1 win over Michigan State (3/8), also picked up a complete game win with five strikeouts in the contest... Got the win against Missouri after scattering five hits and striking



31 • DANIELLE WATSON

Pitcher • Graduate • Osceola, Ind. • Penn HS/Louisville


out five in 7.0 innings... Struck out eight and scattered three hits in a complete game win against Kansas (2/24)... Registered her first career hit with a double against Kansas (2/24)... Got the complete game win against No. 15/17 Michigan, striking out four and giving up one earned run while striking out four and scattering five hits in seven innings... Tossed a one-hit shutout with a career-high nine strikeouts in the 9-0 win over Cal State Fullerton (2/8)... Scattered two hits and struck out six in seven innings in the 1-0 loss to Northwestern (2/9).

ponents to a .224 batting average... Picked up the save against Marshall after retiring all six batters she faced in the final two innings... Notched her first shutout in the 15-0 win against UAB (3/1)... Selected College Sports Madness ACC Player of the Week and named to the NFCA honor roll on March 4 following her performance in the Red & Black Classic... Delivered a season-high eight strikeouts in the 4-1 win over Maryland (3/2)... Registered seven strikeouts against Northwestern (2/16)... Posted her first career win against UCF (2/9)... Got the win in the Cards' 5-3 victory over North Florida (2/10)... Picked up the win against Illinois (2/11)... Named to ACC Academic Honor Roll.



HIGH SCHOOL/CLUB

Four-year letterwinner at Penn High School... Helped team to state runner-up finish in 2016 with no hitters in sectional and regional games... Three-time sectional and regional champion... Three-time all-state first team selection... Has registered 11 career no-hitters... Two-time Northern IN Conference MVP... Four-time all-conference selection... USA Today All-USA high school team selection... Premier Girls Fastpitch (PGF) All-American... Colorado Independence Day Tournament (IDT) and Triple Crown Tournament runner-up with travel team, Indiana Magic Gold... Earned academic all-state honors and was named to the NIC all-academic team.



FRESHMAN SEASON AT LOUISVILLE (2018)

Made 36 appearances with 19 starts... Posted a 14-10 record and a 3.13 ERA with 105 strikeouts in 129.2 innings... Held op-

CAREER PITCHING STATISTICS

Year	era	w-l	app	gs	cg	sho	sv	ip	h	r	er	bb	so	2b	3b	hr	bf	bavg	wp	hbp	bk	sfa	sha
2018-UofL	3.13	14-10	36	19	6	0/1	2	129.2	112	80	58	92	105	14	3	11	621	.224	16	19	0	3	6
2019-UofL	3.83	12-15	39	28	15	0/2	2	161.0	139	109	88	96	164	27	2	11	737	.225	29	12	0	3	9
2021	2.63	12-2	32	12	3	2/6	1	93.1	66	37	35	41	98	13	1	13	386	.195	9	4	0	1	2
TOTAL	3.30	38-27	107	59	24	2/8	5	384.0	317	226	181	229	367	54	6	35	1744	.215	54	35	0	7	17



2 • MAEGAN TOMLINSON

Outfielder • Senior • Tallahassee, Fla. • Chiles

CAREER HIGHS

Hits:	-	RBI:	-
Doubles:	-	Runs:	1 9x, last vs. Holy Cross (3/3/20)
Triples:	-	Walks:	-
Home Runs:	-	Stolen Bases:	1 4x, last vs. Longwood (3/6/20)

2019 ACC ACADEMIC HONOR ROLL

JUNIOR SEASON (2021)

Appeared in one game as a pinch-runner against Pittsburgh (5/8)

SOPHOMORE SEASON (2020)

Appeared in 10 games of the shortened 2020 season due to the COVID-19 pandemic, finishing with four runs scored and two stolen bases...entered defensively to play right field on February 9 against Detroit Mercy...pinch-ran and scored a run against Florida A&M on February 12...scored a run against Villanova on March 1...stole her second base of the season versus Longwood (March 6).



FRESHMAN SEASON (2019)

Appeared in 17 games as a freshman, primarily as a pinch runner...scored five runs on the season and added two stolen bases...pinch-ran and stole base against Iowa State on February 9...recorded a stolen base versus South Alabama (Feb 20)...

pinch ran and scored a run against Dartmouth on March 3... scored a run on May 9 against Georgia Tech in the quarterfinals of the ACC Tournament.

HIGH SCHOOL/CLUB

Attended Chiles High School...played for Wagners club team... combined for a record of 65-17 in three seasons for the Timberwolves, earning FHSAA District Championships each year... named to the All-Big Bend Second Team in 2017...four-year member of the High Honor Roll...member of the National Honor Society...earned the Coaches Academic Award in 2017-18.



CAREER STATISTICS

Year	avg	gp-gs	ab	r	h	2b	3b	hr	rbi	tb	slg%	bb	hbp	so	gdp	ob%	sf	sh	sb-att	po	a	e	fld%
2019	.000	17-0	0	5	0	0	0	0	0	0	.000	0	0	0	0	.000	0	0	2-3	0	0	0	.000
2020	.000	10-0	0	4	0	0	0	0	0	0	.000	0	0	0	0	.000	0	0	2-2	0	0	0	.000
2021	.000	1-0	0	4	0	0	0	0	0	0	.000	0	0	0	0	.000	0	0	2-2	0	0	0	.000
TOTAL	.000	28-0	0	9	0	0	0	0	0	0	.000	0	0	0	0	.000	0	0	4-5	0	0	0	.000

**10 • JOSIE MUFFLEY****Infielder • Senior • Portage, Mich. • Central/Tulsa****CAREER HIGHS**

Hits:	4	2x, last at North Florida (3/10/18)	RBI:	5	at Louisville (4/8/19)
Doubles:	2	9x, last at Syracuse (5/4/19)	Runs:	3	4x, last vs. Missouri (2/12/21)
Triples:	-		Walks:	4	at Notre Dame (4/27/18)
Home Runs:	2	at North Carolina (4/15/19)	Stolen Bases:	3	vs. Georgia Tech (2/19/21)

RECORD BOOK

Muffley's 16 hit by pitches in 2021 rank as the fourth most in a single season in FSU history... her 21 HBP's in two seasons in Tallahassee rank as the sixth most in a career at FSU. She is one shy of moving into a tie fifth place and seven shy of moving into a tie for fourth.

JUNIOR SEASON AT FLORIDA STATE (2021)

Started all 63 games during the 2021 season at shortstop... finished the season with a .199 batting average (27-for-136) with four doubles and one home run leading to 18 RBI... Muffley led the Seminoles with 16 hit by pitches and eight sacrifice hits, she was also 10-for-12 in stolen bases... she finished the season with a .921 fielding percentage with 63 putouts and 89 assists in the field... during the second game of the season against Missouri (2/12) she went 2-for-3 with three runs scored... at Georgia Tech (2/19) she went 2-for-2 with an RBI and three stolen bases... at home against Florida (3/6) she recorded three RBI on one hit as the Seminoles defeated the Gators 7-2... at Auburn (3/20) she went a perfect 1-for-1 with two hit by pitches, two runs scored and two RBI... earned her only home run of the season and fifth of her career at Syracuse (4/17)... went 2-for-3 with one RBI in FSU's 2-0 win over Alabama in the WCWS (6/6)... scored two runs against Oklahoma in game one of the championship series of the WCWS (6/8)

SOPHOMORE SEASON AT FLORIDA STATE (2020)

Played in 23 games, including 22 starts at shortstop, during the 2020 season that was shortened due to the COVID-19 pandemic, finishing with a .204 batting average (11-for-54) and four doubles, two home runs, 10 RBI, six walks and 12 runs scored... led the team with five hit-by-pitches and also added two stolen bases...scored a run in each game on Opening Day in wins over North Carolina and No. 1 Alabama...walked and scored two runs on February 8 against Detroit Mercy...hit a solo home run against No. 1 Alabama on February 8...lined a double and scored a run versus Detroit Mercy on February 9...drew two walks in a win against Florida A&M on Feb 12...hit a double on February 14 against No. 1 Washington...walked and scored a run versus No. 13 Minnesota (Feb 14)...drew a walk, singled and stole a base

versus Liberty on February 16...hit a single and drew a walk against No. 2 UCLA (Feb 16)...lined a two-run double against No. 19 Baylor (Feb 29)...went 2-for-4 with two RBI and a solo home run on March 4 at No. 22 UCF...drove in two runs and stole a base against Longwood on March 6...was hit by two pitches, singled and scored two runs versus Detroit Mercy (March 8).

FRESHMAN SEASON AT TULSA (2019)

Appeared in 40 games with 36 starts at shortstop for the Golden Hurricane...posted a .327 batting average (36-for-110) with eight doubles, two home runs, 18 RBI and 31 runs scored... finished third on the team with 11 multi-hit games and was sixth with five multi-RBI games...tallied a 10-game hitting streak from February 22 to March 10, which marked the longest streak on the team...went 2-for-3 with two RBI and two runs scored on February 16 at South Alabama...had a double on two hits, a run scored and three RBI against North Dakota (Feb 17)...had a hit in each game on the road at No. 11 Texas on February 22 and 23...finished off the Texas Invitational batting a combined 5-for-8 with two RBI and two runs scored in a pair of games against Sam Houston State (Feb 23-24)...had an outstanding day at the plate on March 2 against Syracuse, hitting 2-for-2 with a pair of doubles, two walks, two RBI and three runs scored...had a season-high four hits against Grand Canyon on March 8, ending with a double, a stolen base, a run scored and an RBI...was 3-for-4 against Nebraska and added a double, a home run and three RBI...hit a pair of singles, was hit by two pitches and scored two runs on the road at USF on March 23...scored twice and had a pair of singles against Memphis on March 30...posted a pair of hits, including a double on April 14 at ECU.

HIGH SCHOOL/CLUB

Attended Central High School in Portage, Michigan...earned three All-Conference honors in high school...batted .463 as a sophomore with 12 doubles and a pair of triples...topped the team with a .493 batting average as a junior with 35 runs scored, 14 RBI and 22 walks...played hockey and baseball growing up and has battled through breaking her ankle and multiple bones in her back to compete at the highest level.

CAREER STATISTICS

Year	avg	gp-gs	ab	r	h	2b	3b	hr	rbi	tb	slg%	bb	hbp	so	gdp	ob%	sf	sh	sb-att	po	a	e	fld%
2019-Tulsa	.327	40-36	110	31	36	8	0	2	18	50	.455	9	15	5	0	.444	1	0	3-3	55	85	13	.915
2020-FSU	.204	23-22	54	12	11	4	0	2	10	21	.389	6	5	5	0	.328	2	1	2-2	27	47	5	.937
2021-FSU	.199	63-63	136	22	27	4	0	1	18	34	.250	13	16	16	2	.339	0	8	10-12	63	89	13	.921
TOTAL	.247	126-121	300	65	74	16	0	5	46	105	.365	28	36	26	2	.376	3	9	15-17	397	222	31	.922



13 • MACK LEONARD

Pitcher/1B • Senior • Normal, Ill. • Normal Community/Illinois State

CAREER HIGHS

Innings Pitched:	7.0	9x, last at Valparaiso (5/7/21)	Walks Allowed:	6	3x, last vs. Northern Iowa (5/1/21)
Runs Allowed:	11	vs. Clemson (2/12/21)	Strikeouts:	9	at FAU (3/7/21)
Earned Runs:	7	2x, last vs. Northern Iowa (5/1/21)	Hits Allowed:	8	3x, last vs. Northern Iowa (5/1/21)

2021 All-MVC First Team

2021 NFCA All-Mideast Region Second Team

2021 MVC Scholar-Athlete First Team

2020 MVC Scholar-Athlete First Team

2019 MVC Newcomer of the Week (3/11)

JUNIOR SEASON AT ILLINOIS STATE (2021)

Made an appearance in all 41 games for the Redbirds ... Named to the All-MVC First Team ... NFCA All-Mideast Region Second Team pick ... Earned MVC Scholar-Athlete First Team honors ... Led the team in batting average (.425), runs scored (36), doubles (8), triples (2), home runs (10), RBIs (38) and walks (26) ... Single season batting average ranks third all-time at ISU ... Finished in the top five in the MVC in all major statistical categories ... Logged a team-leading 18 multi-hit and 10 multi-RBI games ... Ended the season on a 26-game reached base streak ... Ranked 27th nationally in on-base percentage (.532) and 34th in batting average Posted an 11-4 recorded in the circle with a 3.33 ERA ... Tossed nine complete games with six shutouts and one save ... Struck out 80 batters in 21 appearances and 17 starts in 100.0 innings of work.

SOPHOMORE SEASON AT ILLINOIS STATE (2020)

Started in all 20 games she was available for the Redbirds during her sophomore season, leading the team in batting average (.443), runs scored (19), doubles (10) and total bases (63) ... Named to the MVC Scholar-Athlete First Team for her success in the classroom ... Launched her first career long ball in a 9-3 season-opening win at USF (Feb. 6), finishing the year tied with a team best of six ... Led the team with a .900 slugging percentage and .481 on base percentage, while turning in a perfect 1.000 fielding percentage ... Led the Valley in doubles, while ranking No. 14 in the nation ... Her 63 total bases was the 24th most in NCAA Division I and led the MVC by 13 ... Logged a team-leading 11 multi-hit games, while turning in a trio of multi-RBI games ... Ended the season on team-best 13 game hitting streak ... Made 12 appearances in the circle for ISU, turning in a 3-2 record with a shutout ... Fanned a career-high four batters

in a win over Austin Peay (Feb. 29) ... Shortened season due to COVID-19 pandemic and the cancellation of events and championships by the NCAA.

FRESHMAN SEASON AT ILLINOIS STATE (2019)

Appeared in 26 games for the Redbirds as a true freshman, including 18 in the circle ... Recognized as the MVC's Newcomer of the Week on March 11 for her performance at the FAU/FIU Parents' Weekend Tournament ... Earned three starts in the circle, pitching her first career complete game versus Florida Atlantic (March 10) ... Fanned a season-best three batters on four occasions ... Posted a batting average of .300, going 15-for-50 at the dish with five runs scored and a double ... Scored her first career run against LIU Brooklyn (March 9) ... Tallied her first career hit versus Central Michigan (Feb. 15) as the designated player ... Turned in three multi-hit games, including a season-best three hit outing against LIU Brooklyn (March 9).

HIGH SCHOOL/CLUB

Earned four varsity letters as pitcher at Normal Community... Four-time unanimous Big 12 first-team selection ... Earned Second-Team All-State honors in 2018 (Class 4-A)... Big 12 Offensive Player of the Year in 2017 and 2018... Big 12 Pitcher of the Year in 2018... Three-time Big 12 Scholar-Athlete award winner ... Named to the ICA all-state team as a junior ... Selected as team MVP as a sophomore and a senior ... Honored as the WJBC High School Athlete of the Week on April 18, 2016 ... Batted .506 and slugged .899 with eight home runs and 48 RBIs as a junior... Recorded a 1.13 ERA as a sophomore ...Logged 24 home runs and 129 RBIs through three seasons at Normal Community... Also plays first base and pitches for BGNSA Avanti's Angels... 2017 ASA Northern National Champions and State Champions... Four-time USSSA State Champion ... Three-time ASA State Champion 2016-2018 ... Improved her ERA from 2.68 in 2015, to 1.59 in 2016 and 1.17 in 2017 ... Drove in 100 runs in the last two seasons ... Batted .481 and slugged .669 in 2017 ... Garnered high honors every semester.

CAREER PITCHING STATISTICS

Year	era	w-l	app	gs	cg	sho	sv	ip	h	r	er	bb	so	2b	3b	hr	bf	bavg	wp	hbp	bk	sfa	sha
2019-ISU	7.35	1-2	18	3	1	0	0	40.0	59	50	42	29	26	12	2	7	208	.343	6	4	0	1	2
2020-ISU	3.70	3-2	12	7	2	1	0	41.2	41	26	22	35	24	3	0	2	204	.253	5	2	0	2	3
2021-ISU	2.59	11-4	21	17	9	6	1	100.0	87	49	37	60	80	11	1	5	460	.227	12	9	0	2	5
TOTAL	3.89	15-8	51	27	12	7	1	181.2	187	125	101	124	130	26	3	14	872	.260	23	15	0	5	10

**16 • ALI DUBOIS****Pitcher • Senior • Torrington, Conn. • Torrington/Boston University****CAREER HIGHS**

Innings Pitched:	8.0	3x, last at Lehigh (4/6/19)	Walks Allowed:	6	at Providence (3/7/21)
Runs Allowed:	6	2x, last at Arkansas (2/22/20)	Strikeouts:	14	at Merrimack College (3/10/21)
Earned Runs:	6	at Arkansas (2/22/20)	Hits Allowed:	11	vs. UConn (2/15/19)

2021 NFCA All-Region First Team
2021 Patriot League Pitcher of the Year
2021 Patriot League All-Conference First Team
2021 Patriot League All-Tournament Team
2021 Patriot League Pitcher of the Week (3/9, 3/16, 3/23, 4/6, 4/13)
2021 Patriot League Academic Honor Roll
2021 Mildred Barnes Award
2020 Pitcher of the Week (2/11, 2/18, 2/25, 3/10)
2020 Mildred Barnes Award
2020 Patriot League Academic Honor Roll
2019 NFCA All-Region First Team
2019 Patriot League Pitcher of the Year
2019 Patriot League All-Conference First Team
2019 Patriot League All-Tournament Team
2019 Patriot League Pitcher of the Week (2/12, 2/19)
2018 NFCA All-Region First Team
2018 Patriot League Pitcher of the Year
2018 Patriot League All-Conference First Team
2018 Patriot League All-Tournament Team
2018 ECAC Rookie of the Year
2018 Patriot League Rookie of the Year
2018 Patriot League Pitcher of the Week (4/2, 4/23, 5/7)
2018 Patriot League Rookie of the Week (2/19, 4/2, 4/16, 5/7)

SENIOR SEASON AT BOSTON UNIVERSITY (2021)

Made 29 appearances in the circle with 23 starts to help the Terriers three-peat as Patriot League tournament and regular season champions ... Continued her dominating performance, as she became the second in program history and third in the PL to claim a third Pitcher of the Year award ... Also became the third in program history to earn a third NFCA All-Region First Team award ... Received the Mildred Barnes Award a second time as the BU department of athletics' top female athlete ... Collected five PL Player of the Week awards to set a program record at 14 total from a conference ... Posted a 25-2 record and 1.05 ERA with 159 strikeouts in 159.1 innings against 53 walks ... Went the distance 17 times and earned seven solo shutouts (+ two combined) while holding opponents to a .178 batting average ... Ranked fourth nationally with a 1.05 ERA and 11th in wins ... Was the only pitcher to end the regular season with 17+ wins and zero losses ... Finished the year tied-for-first all-time at BU and second in the PL with 85 career victories ... Needed one more solo shutout to tie the PL record of 31 ... Combined for 17 strikeouts in 14 innings of work at Providence (March 7-8) ... Recorded 22 combined strikeouts, including a personal-best 14, in 13 innings of work at Merrimack (March 10-11) while

allowing just one hit in each contest ... Limited Boston College (March 18) to three hits with the help of eight strikeouts for her second career shutout against the ACC ... Held Colgate (April 3) to one hit in a CG win and then recorded the final out in the second game for her lone save of the season ... Allowed just one hit in wins at Bucknell (April 17) and vs. Lafayette (May 2) ... Tallied 13 strikeouts at UMass Lowell (May 8) in just six innings of work ... Combined for 14 strikeouts during the PL tourney to earn her third All-Tournament Team honor ... Limited Mississippi State to two earned runs in 5.1 innings in the NCAA opener with two strikeouts ... Tallied six strikeouts in 5.0 innings against Campbell in the second game ... Named to the PL Academic Honor Roll for posting a 3.20+ GPA.

JUNIOR SEASON AT BOSTON UNIVERSITY (2020)

First Terrier since April Setterlund ('11) in 2011 to be named to USA Softball's College Player of the Year Top-50 Watch List ... Also received preseason Patriot League Pitcher of the Year recognition ... Collected all four Patriot League Pitcher of the Week awards she was eligible for (team had one bye week) after claiming five total her first two seasons ... The four awards were the most earned in one season by a BU pitcher since Cassidy Hardy ('10) received four in 2010, and DuBois' nine combined honors tied both Hardy and Robyn King ('01) for second most in program history ... Earned the Mildred Barnes Award as the top female BU athlete for her efforts ... Appeared in 19 of the team's 22 games with 13 starts to help the Terriers begin the season 8-0 for the first time in program history ... Posted a 9-5 record and 1.44 ERA with 95 strikeouts against 27 walks in 87.1 innings and opponents batting .205 ... Recorded three solo shutouts and combined for four more while adding three saves ... Now ranks third all-time at BU and tied for seventh in the Patriot League with 60 wins, fifth at BU and eighth in the PL with 488 strikeouts and fourth at BU with 23 shutouts ... Also tied for eighth in the PL with six saves ... After collecting wins against defending Southland Conference champion Sam Houston State and Stetson on Feb. 7, tallied 10 strikeouts in six innings of work for the win against George Mason (Feb. 8) ... Then followed with seven strikeouts in three innings for her first save versus Sam Houston State (Feb. 9) ... Tallied 11 strikeouts in CG shutout win over Georgetown and added 1.1-inning save against Towson on Feb. 14 ... Collected CG shutout win against Virginia (Feb. 16) with six strikeouts ... Pitched four no-hit innings at No. 21 Arkansas (Feb. 20) ... Collected third save against Marist (Feb. 21) ... Collected two wins against Cal Poly (March 6, 8) and held San Diego State to just two hits with the

16 • ALI DUBOIS

Pitcher • Senior • Torrington, Conn. • Torrington/Boston University

help of nine strikeouts on March 7 ... Helped BU earn its first-ever win at Long Beach State on March 9 in her final appearance with five strikeouts in 5.1 innings ... Named to the PL Academic Honor Roll for posting a 3.20+ GPA.

SOPHOMORE SEASON AT BOSTON UNIVERSITY (2019)

Improved on her stellar rookie campaign with an impressive sophomore season that saw her pitch the Terriers to their third Patriot League title in four years, second perfect home record (18-0) in program history and fourth most wins ever (37) ... First in the PL to repeat as Pitcher of the Year since Lehigh's Emily Bausher accomplished the feat in 2014-15 and first in the PL to be recognized as the top pitcher in her first two collegiate seasons since Lehigh's Lisa Sweeney won the award all four years from 2006-09 ... Became first Terrier to earn a second Pitcher of the Year award after BU Hall of Famer Robyn King ('01) was recognized by the America East in both 2000 and 2001 ... Added her second All-Region First Team and PL All-Tournament Team awards as well ... Made 44 appearances and 34 starts, posting a 23-11 record and a 1.37 ERA with 201 strikeouts against 53 walks in 214.0 innings and a .204 opposing batting average ... The 201 strikeouts were the fifth most in a season in PL history and seventh most at BU ... Had the 14th best ERA in the NCAA this year at 1.37 ... Had four double-digit strikeout performances, including 13 in a 4-0 shutout win over Bowling Green (Feb. 16) ... Had 11 in a 7-3 victory versus UConn (Feb. 15), 11 in a 2-1 loss at Loyola Marymount (March 12) and 11 in a 4-1 victory over Rhode Island (March 28) ... Started in 10 of 17 conference games, posting a 7-2 (0.87 ERA) record with opponents hitting .168 ... Earned saves at Lehigh (April 6), against Army West Point (April 27) and at Bucknell (May 4) ... Held WCC champion BYU (March 8) to one run in four scoreless innings of relief for a 7-6 victory ... Held Holy Cross (March 30) to two hits in a 3-0 victory and Lehigh to three hits in an eight-inning 2-0 victory ... Allowed just two earned runs in 17.1 combined innings in the PL tournament against eight hits allowed to be named to her second All-PL Tournament Team ... Pitched four no-hit innings at No. 5 national seed Florida in the opening round of the NCAA Regional, tallying four strikeouts in a 3-0 loss ... Also started against Stanford, allowing three hits and four unearned runs in 2.2 innings.

FRESHMAN SEASON AT BOSTON UNIVERSITY (2018)

Had a standout, record-breaking rookie campaign that helped her earn three major awards and the Terriers sweep both the

Patriot League regular-season and tournament crowns ... Became first player in program history to earn both a conference's Pitcher and Rookie of the Year award in the same season ... Also collected BU's first-ever and the PL's second ECAC Rookie of the Year award ... Earned All-Region First Team and PL All-Tournament Team honors as well ... Made 39 starts in 49 appearances, posting a 28-8 record, 2.02 ERA and .209 opposing batting average with 192 strikeouts against 56 walks in 225.2 innings of work ... Her 28 victories are a school record and ranked No. 3 all-time in the PL and No. 9 in the NCAAs this season ... The 192 K ranked No. 8 all-time at BU, tied for No. 8 all-time in the PL and No. 48 in the NCAAs this season ... Tallied 11 shutouts, which tied Army West Point's Morgan Lashley (2012) for most ever in the PL and tied for fifth all-time at BU ... Started the first game of the season and went the distance against Northern Illinois (Feb. 9), holding the Huskies to two unearned runs off five hits with five strikeouts ... Collected first career shutout against Michigan State (Feb. 11) with seven strikeouts against six hits for the 3-0 win after pitching the final three innings of a 7-4 (8) win over Duke on Feb. 10 ... Started in 16 of 18 conference games, posting a 13-2 record with a 1.15 ERA and .146 opposing batting average ... Collected 95 strikeouts in 97.1 IP against 19 walks and 49 hits with seven shutouts ... Earned first-ever no-hitter in eight innings in the PL opener at Army West Point (March 31) ... Recorded a season-high 13 strikeouts at Holy Cross (April 14) after tallying 10 against Central Connecticut State (April 11) ... Tallied 11 strikeouts against both Lafayette (April 21) and Colgate (May 6) in a combined 12 innings of work ... Pitched 16.1 of the 17 innings in the PL tournament, posting shutout victories against Army (May 10) and Lehigh (May 12) with the help of a combined 12 strikeouts against two hits ... Held Bucknell to four runs in a 6-4 victory in the PL semifinals (May 11) ... Started against both No. 3 Oklahoma and Missouri in the NCAA Tournament, pitching a total of 3.2 innings.

HIGH SCHOOL/CLUB

Had a standout junior season with a 0.86 ERA and 269 strikeouts en route to All-Conference honors ... Pitched a perfect game against Brookfield in the second round of the Class L State Tournament ... Posted a 0.289 ERA with the help of 239 strikeouts to earn both All-State and All-Conference accolades her junior year ... Also played with the Newtown Rock Gold ... Helped volleyball team finish runner-up in the state ... Member of Mu Alpha Theta Math Honor Society and recipient of the Society of Women Engineers award.

CAREER PITCHING STATISTICS

Year	era	w-l	app	gs	cg	sho	sv	ip	h	r	er	bb	so	2b	3b	hr	bf	bavg	wp	hbp	bk	sfa	sha
2018-BU	2.02	28-8	49	39	19	11	0	225.2	175	82	65	56	192	27	4	14	919	.209	8	12	0	3	10
2019-BU	1.37	23-11	44	34	19	9	3	214.0	164	64	42	53	201	24	2	8	879	.204	5	6	0	3	15
2020-BU	1.44	9-5	19	13	7	3	3	87.1	68	27	18	27	95	12	2	3	367	.205	6	4	0	0	4
2021-BU	1.05	25-2	29	23	17	7	1	159.1	103	31	24	53	159	16	3	5	650	.178	5	8	0	1	7
Total	1.52	85-26	141	109	62	30	7	686.1	510	204	149	189	647	79	11	30	2815	.200	24	30	0	7	36



32 • KATHRYN SANDERCOCK

Pitcher • Senior • McLean, Va. • Bishop O'Connell

CAREER HIGHS

Innings Pitched:	7.0	10x, last at Oklahoma St. (6/5/21)	Walks Allowed:	4	vs. Minnesota (2/16/19)
Runs Allowed:	6	vs. Missouri (2/13/21)	Strikeouts:	9	at Virginia Tech (2/21/21)
Earned Runs:	6	vs. Missouri 9/2/13/21)	Hits Allowed:	10	vs. Florida Atlantic (2/17)

2021 WCWS All-Tournament Team
2021 NFCA Second Team All-American
2021 NFCA Southeast Region First Team
2021 All-ACC First Team
2021 Softball America Preseason Top-25 Sophomores (No. 12)
2021 Softball America Preseason Top-100 Players (No. 87)
2020 ACC Academic Honor Roll
2020 Softball America Preseason Top-100 Players (No. 78)
2019 All-ACC Freshman Team
2019 All-ACC Academic Team
2019 ACC Academic Honor Roll
2019 USA U-19 National Team Member

**JUNIOR SEASON (2021)**

Appeared in 43 games with 26 starts during the 2021 season... led the team in appearances, starts, innings pitched (178.2), earned runs (32), walks (28), saves (2), opponent batting average (.191) and wins (27)... SandercocK finished the season ranked 16th in the NCAA and second in the ACC in ERA and fifth in the country in wins... pitched her first 10 career complete games...threw her first career complete game against Virginia Tech (2/20) when she allowed just three hits and one run with


nine strikeouts... her second complete game came against Florida (3/6) in FSU's 7-2 win over the Gators, she allowed just two runs and six hits against No. 5 Florida... in her next start she threw all seven innings against No. 2 Arizona (3/11) in FSU's 4-2 win, she allowed seven hits and two runs...in 10.1 one innings of work against Arizona she allowed only two runs... her fourth complete game came at Boston College (3/26) she allowed just two hits and two runs... SandercocK had back-to-back complete games against Notre Dame (4/3) and Duke (4/9), she allowed just three hits and no runs combined in these two games... her seventh complete game came against NC State (5/13) in the first game of the ACC Tournament, she allowed two hits and no runs... SandercocK had three complete games in the NCAA Tournament, one in the Regional, one in the Super Regional and one in the World Series... against UCF (5/23) she had a one hitter to advance to the Super Regional... she shut down LSU (5/27) in the first game of the Super Regional, allowing two hits and no runs in seven innings of work... in the WCWS, she pitched 31.1 innings, allowing 28 hits and nine earned runs with 22 strikeouts... she pitched a complete game against Oklahoma State, allowing five hits and no earned runs.

SOPHOMORE SEASON (2020)

Shined in the circle as a sophomore during the shortened 2020 season due to the COVID-19 pandemic, leading the team with a 9-1 record with two saves and 60.2 innings pitched...finished with a 2.19 ERA and allowed 50 hits, 28 runs with 19 earned, along with 11 walks and 35 strikeouts, as opponents batted just .221 against her on the season...started against No. 1 Alabama on February 7 and allowed five runs, three earned, on four hits and one walk...retired all nine batters she faced in a win against Detroit Mercy on February 8...earned a win in relief versus Detroit Mercy (Feb 9)...tossed 2.0 innings, giving up a hit and an unearned run on February 12 against Florida A&M... did not allow a walk and tied a career high with five strikeouts in 4.1 innings against No. 13 Minnesota on February 14...retired 11 of the 12 batters she faced from the third to the sixth inning against No. 2 UCLA on February 16...posted a career-high six strikeouts in a win against Kent State on February 28...did not allow a run in 2.0 innings of relief to earn a save at No. 21 Arkansas on February 29...allowed just one hit in 6.0 innings on March 6 against Longwood...gave up two hits and one walk with four strikeouts in a win against Detroit Mercy on March 8.

32 • KATHRYN SANDERCOCK

Pitcher • Senior • McLean, Va. • Bishop O'Connell



gave up two runs on four hits in a 2.0-inning relief appearance against NC State on March 23...allowed just three hits and one run over 4.0 innings with two strikeouts in a victory at Virginia on March 30...pitched 2.0 scoreless innings at Louisville on April 6, allowing just one hit, with a walk and a strikeout...allowed just one run over 3.2 innings against No. 6 Florida on April 17...pitched a complete-game shutout against Boston College on April 21, posting four strikeouts...did not allow an earned run over 5.1 innings of relief in three appearances against Duke on April 26-28...gave up just one run and zero walks over three relief appearances on the road at Syracuse (May 3-5)...tossed the final 3.0 innings against USF, allowing just two hits and one run to pick up the victory...earned the win against No. 21 South Carolina in relief on May 19...allowed just one hit and one unearned run over four innings of relief against No. 13 Oklahoma State in game three of the NCAA Tallahassee Super Regional on May 25.

HIGH SCHOOL/CLUB

Attended Bishop O'Connell High School...named Virginia Gatorade Player of the Year as a junior in 2017...2017 Washington Catholic Athletic Conference (WCAC) Player of the Year...received All-State and Player of the Year honors her junior and senior year...was selected as the team's most valuable player in her final two seasons...named to The Washington Post's All-Met First Team as a junior and senior...received Second Team honors as a sophomore...honor roll recipient as a junior.



FRESHMAN SEASON (2019)

Excelled as a freshman for the Seminoles in 2019, appearing in 32 games as a pitcher with 11 starts...posted a 13-0 record with a 1.99 ERA, along with a save...allowed 33 runs on 88 hits through 91.1 innings with 49 strikeouts as opponents posted a .251 batting average against her...pitched 4.0 innings of relief on February 8 to earn the win over UNCW, allowing just one run on three hits...recorded a complete-game shutout against UNCG on February 9, giving up four hits and one walk with five strikeouts...allowed just one run on three hits in a 5.1 inning start against No. 3 Oklahoma on February 15...struck out four and allowed two runs on three hits in 3.0 innings against Minnesota on February 16...gave up just one earned run and posted four strikeouts without a walk on February 17 against Florida Atlantic...posted three strikeouts over 2.1 innings of scoreless relief on February 22 versus Elon...allowed one run on two hits over 4.0 innings at Grand Canyon on March 6...retired all six batters she faced as she closed out the game against Notre Dame on March 15...scattered five hits, allowed an unearned run and recorded four strikeouts against North Florida on March 20...

CAREER PITCHING STATISTICS

Year	era	w-l	app	gs	cg	sho	sv	ip	h	r	er	bb	so	2b	3b	hr	bf	bavg	wp	hbp	bk	sfa	sha
2019	1.99	13-0	32	11	3	2/4	1	91.1	88	33	26	15	49	11	3	6	382	.251	2	8	0	3	5
2020	2.19	9-1	49	6	0	0/5	2	60.2	50	28	19	11	35	14	0	4	245	.221	2	4	0	0	4
2021	1.25	27-4	43	26	10	5/7	2	178.2	121	46	32	28	127	15	2	8	680	.191	4	4	0	5	10
TOTAL	1.63	49-5	92	43	13	7/16	5	330.2	259	107	77	54	211	40	5	18	1307	.221	8	16	0	8	19



6 • KALEY MUDGE

Outfielder • Junior • Winter Springs, Fla. • Winter Springs

CAREER HIGHS

Hits:	5	at Alabama (6/7/21)	RBI:	2	at Alabama (6/7/21)
Doubles:	2	at Pittsburgh (5/8/21)	Runs:	2	6x, last at Alabama (6/7/21)
Triples:	1	vs. Detroit Mercy (2/9/20)	Walks:	1	11x, last vs. Oklahoma (6/9/21)
Home Runs:	-		Stolen Bases:	2	2x, last at Oklahoma (6/8/21)

RECORD BOOK

Became the first student-athlete to record five hits in seven-inning of a game at the WCWS on June 7 against Alabama... holds the WCWS record for hits in a single World Series with 14.

SOPHOMORE SEASON (2021)

Appeared in 57 games during the 2021 season, starting in 22 of them including the final 14 games of the season... she finished the season with a team high .333 batting average (30-for-90) after recording a Women's College World Series record 14 hits... recorded two stolen bases during her first start of the season against Memphis (2/12)... went 2-for-3 against FGCU (2/26) with an RBI and a run scored... went 3-for-4 against Pitts (5/8) during the final weekend of the regular season, two of the three hits were doubles as she recorded one RBI and scored one run... against Kennesaw State in the first game of the Tallahassee Regional she went 3-for-4 with a double and two runs scored... went 1-for-4 with a double, and RBI and two runs scored against Oklahoma State in the WCWS (6/5)... was 2-for-3 in game one against Alabama (6/6) at the WCWS before setting a seven inning WCWS record with five hits after going a perfect 5-for-5 against the Crimson Tide (6/7) with two RBI and two runs scored as she helped the Noles advance to the Championship Series...was 3-for-5 against Oklahoma in game one of the WCWS Championship Series with two stolen bases and one runs scored...broke the WCWS hits record with her 14th hit of the World Series in the final game against Oklahoma (6/10).


FRESHMAN SEASON (2020)

Played in 23 games, including four starts in the outfield, during the 2020 season that was shortened due to the COVID-19 pandemic, finishing with a .217 batting average (5-for-23), with two doubles, a triple, four RBI five walks, two stolen bases and nine runs scored...was perfect in 20 defensive opportunities, including two outfield assists...entered as a defensive replacement against both North Carolina and No. 1 Alabama on February 7...pinch ran, hit a double and scored two runs on

February 8 against Detroit Mercy...scored twice and hit an RBI triple versus Detroit Mercy on February 9...pinch ran and stole base against No. 1 Washington on February 14...walked and scored versus No. 13 Minnesota (Feb 14)...drew a walk on February 16 against No. 2 UCLA...walked and scored a run against Kent State (Feb 28)...hit an RBI single on March 3 against Holy Cross...doubled, walked, stole a base and scored two runs on the road against No. 22 UCF on March 4...drove in a run with an RBI single on March 6 against Longwood.

HIGH SCHOOL/CLUB

Attended Winter Springs High School...competed with the Hatters Gold-Birle and Gold Coast Hurricanes-Cooper travel teams...following a win at the 8A State Championship in 2019, she earned the titles Seminole County Softball Player of the Year and 8A Florida Dairy Farmers Player of the Year...selected for the First Team for both All-State and All-State Academic Team in 2016 and 2017...concluded her high school career with a .459 batting average, 151 hits, 61 RBIs, 128 runs, and 88 stolen bases, 28 happening during the 2016 season alone (school-record).

**CAREER STATISTICS**

Year	avg	gp-gs	ab	r	h	2b	3b	hr	rbi	tb	slg%	bb	hbp	so	gdp	ob%	sf	sh	sb-att	po	a	e	fld%
2020	.217	23-4	23	9	5	2	1	0	4	9	.391	5	0	9	0	.345	1	1	2-2	18	2	0	1.000
2021	.333	57-22	90	18	30	6	0	0	7	36	.400	6	0	6	0	.367	2	1	7-9	52	0	1	.981
TOTAL	.275	80-26	113	27	35	8	1	0	11	45	.398	11	0	15	0	.362	3	2	9-11	70	2	1	.986



7 • KIERSTEN LANDERS

Outfielder • Redshirt Junior • Scott Depot, W.V. • Hurricane

CAREER HIGHS

Hits:	3	3x, last vs. Detroit Mercy (2/8/20)	RBI:	4	2x, last at Louisville (4/25/21)
Doubles:	1	8x, last at Louisville (4/23/21)	Runs:	2	7x, last vs. Florida (3/6/21)
Triples:	1	vs. Liberty (2/16/20)	Walks:	2	2x, last at Syracuse (4/17/21)
Home Runs:	1	2x, last at Syracuse (4/17/21)	Stolen Bases:	2	at Syracuse (4/17/21)

2019 ACC ACADEMIC HONOR ROLL ACC PLAYER OF THE WEEK (2/11/20)

REDSHIRT SOPHOMORE SEASON (2021)

Appeared in 45 games with 38 starts during the 2021 season... had a .262 batting average (28-for-107) with five doubles, two home runs, 14 RBI and 21 runs scored...was 13-for-15 in stolen bases and finished the season with a 1.000 fielding percentage, including 30 putouts and one assist... went 2-for-3 with four RBI, one run scored and a home run in the opening game of the season against Memphis (2/12)... was 1-for-2 with an RBI and a double against Virginia Tech (2/20)... batted 2-for-3 against FGCU (2/26) with a double and two runs scored... once against went 2-for-3 against SE Louisiana (2/27) with a double and a run scored... against Florida (3/6) she went 2-for-3 with two runs scored in the Seminoles 7-2 win over the Gators... went a perfect 2-for-2 against Syracuse (4/17) with a home run, two walks and two stolen bases... went 2-for-3 at Louisville (4/25) with four RBI and a run scored... had her biggest hit of the season in the bottom of the ninth inning against LSU (5/28) to break a 3-3 tied and send the Seminoles to the Women's College World Series.

REDSHIRT FRESHMAN SEASON (2020)

Appeared in all 24 games, including 23 starts, during the 2020 season that was shortened due to the COVID-19 pandemic, and led the team with a .358 batting average (24-for-67)... added three doubles, one triple, eight RBI, four walks and 17 runs scored...tied with Devyn Flaherty for the team lead with eight stolen bases...was perfect in 15 defensive opportunities, including an outfield assist...hit a double in her first collegiate at-bat against North Carolina on February 7, and finished with three hits, a run scored and an RBI...tallied three hits with a stolen base, two RBI and two runs scored on February 7 against No. 1 Alabama, including scoring the game-winning run in the bottom of the eighth inning...went 3-for-4 with a walk, three RBI, two runs scored and a stolen base against Detroit


Mercy on February 8...singled and scored in FSU's 8-0 win in five innings against No. 1 Alabama on February 8...named ACC Player of the Week on February 11...hit an infield single, stole a base and scored a run on February 12 against Florida A&M... recorded a pair of singles and stole a base against No. 1 Washington on February 14...walked, singled and scored a run versus No. 13 Minnesota...hit a triple and scored a run against Liberty on February 16...lined a double against Kent State on February 28...singled and stole a base on the road at No. 21 Arkansas on February 29...walked twice, stole a base and scored two runs on March 6 against Longwood...hit a double and a bunt single on March 8 against Detroit Mercy.

FRESHMAN SEASON (2019)

Redshirted during her freshman season.

HIGH SCHOOL/CLUB

Attended Hurricane High School in West Virginia...played for the club team WV Outlaws...four-time First Team All-State selection and All-Conference member...won the WV state championship as a junior and a senior...received Underclassmen All-American honors in 2017...member of the A Honor Roll during both her junior and senior years of high school.



CAREER STATISTICS

Year	avg	gp-gs	ab	r	h	2b	3b	hr	rbi	tb	slg%	bb	hbp	so	gdp	ob%	sf	sh	sb-att	po	a	e	fld%
2020	.358	24-23	67	17	24	3	1	0	8	29	.394	4	0	12	0	.394	0	2	8-8	14	1	0	1.000
2021	.262	45-38	107	21	28	5	0	2	14	39	.364	9	5	13	0	.347	0	1	13-15	30	1	0	1.000
TOTAL	.299	69-61	174	38	52	8	1	2	22	68	.391	13	5	25	0	.365	0	3	21-23	44	1	0	1.000

**9 • DEVYN FLAHERTY****Infield • Junior • Sarasota, Fla. • Riverview Sarasota****CAREER HIGHS**

Hits:	3	3x, last at Pittsburgh (5/8/21)	RBI:	4	at Pittsburgh (5/8/21)
Doubles:	2	2x, last at Pittsburgh (5/8/21)	Runs:	3	2x, last vs. Missouri (2/12/21)
Triples:	1	3x, last vs. Holy Cross (3/3/20)	Walks:	2	4x, last at Louisville (4/23/21)
Home Runs:	2	at Syracuse (4/17/21)	Stolen Bases:	2	5x, last at Georgia Tech (2/18/21)



in the championship game of the Tallahassee Regional she went 2-for-3 with a double and RBI and a run scored against UCF (5/23).

2021 ALL-ACC FIRST TEAM
2021 ALL-ACC FRESHMAN TEAM

SOPHOMORE SEASON (2021)

Started all 63 games during 2021 at second base...finished the season with a .281 batting average (52-for-185) with a team high 52 hits on the year... those 52 hits came from eight doubles and five home runs, resulting in 22 RBI and a .405 slugging percentage... Flaherty led the team in stolen bases with after going a perfect 19-for-19... in the field she had a .946 fielding percentage with 74 putouts and 119 assists... went 2-for-3 with two stolen bases and three runs scored in the second game of the season against Missouri (2/12)... followed that up against Memphis (2/13) with two more stolen bases as she was 1-for-3 with an RBI... hit her first of five home runs at Georgia Tech (2/18) for the only hit of the game... in game two against Georgia Tech (2/18) she went 2-for-3 with two stolen bases, two runs scored and one RBI... hit her second home run of the season at Boston College (2/26) for her only hit in two at-bats... during the final game at Boston College (2/27) she went 2-for-3 with two RBI, two runs scored and one stolen base... in game one at Syracuse she went 2-for-3 with three RBI and two runs scored as both of her hits resulted in home runs... at Louisville (2/25) Flaherty went a perfect 3-for-3 with two runs scored... during the final two games of the regular season at Pittsburgh (5/8) she recorded a career high three hits after going 3-for-4 with a double, a stolen base, an RBI and two runs scored... in game two of the double header she recorded a career high four RBI...

FRESHMAN SEASON (2020)


Appeared in all 24 games, including 22 starts, during the 2020 season that was shortened due to the COVID-19 pandemic, finishing with a .33 batting average (22-for-66), with four doubles, three triples, three home runs, 16 RBI and 17 runs scored... her three triples led the team and ranked No. 21 in the NCAA...also added 10 walks, tied with Kiersten Landers for the team lead with eight stolen bases and posted a .621 slugging percentage on the season...her 22 starts were spread among five different positions - first base (8), second base (6), left field (5), short-stop (2) and right field (1) - making her just the second FSU player under Lonni Alameda to start at five different positions in one season, joining Kelly Hensley from 2013, and is the first one to do it without starting at designated player...drew a walk, singled and scored a run against No. 1 Alabama on February 7...was 2-for-2 with a triple, a home run, two RBI and two runs scored against Detroit Mercy (Feb 8)...hit a triple and a three-run home run, both in the second inning, on February 9 against Detroit Mercy...lined a single and stole a base on February 12 against Florida A&M...hit an RBI single and drew a walk on February 14 against No. 13 Minnesota...stole a base and scored a run versus Liberty (Feb 16)...walked twice, stole two bases and scored three runs on February 28 against Kent State...hit a double, a triple and drove in two runs on March 3 against Holy Cross...went 3-for-4 with an RBI and a run scored versus Penn... hit two doubles, drove in three runs and stole a base on March 8 against Detroit Mercy.

HIGH SCHOOL/CLUB

Played at Riverview Sarasota High School...earned the title of Sarasota Athlete of the week in April of 2019...following her posting of a .488 batting average, a total of 84 hits, 55 RBIs, and 54 runs throughout her career, Flaherty was nominated as a 2019 HT Preps All-Area Softball Player of the Year Finalist... earned a spot on the East team in the 2019 PGF High School All-American Game... selected as the Rams Team MVP and First Team All-District honors in 2018...played club ball for the Santa Fe Inferno.

CAREER STATISTICS

Year	avg	gp-gs	ab	r	h	2b	3b	hr	rbi	tb	slg%	bb	hbp	so	gdp	ob%	sf	sh	sb-att	po	a	e	fld%
2020	.333	24-22	66	17	22	4	3	3	16	41	.621	10	0	13	1	.416	1	0	8-10	80	15	2	.979
2021	.281	63-63	185	39	52	8	0	5	22	75	.405	24	1	39	2	.365	1	0	19-19	74	118	11	.946
TOTAL	.295	87-89	251	56	74	12	3	8	38	116	.462	34	1	27	3	.378	2	0	27-29	154	133	13	.957



17 • EMMA WILSON

Pitcher/Utility • Junior • Dallas, Ga. • North Paulding

CAREER HIGHS

Innings Pitched:	2.1	vs. Virginia Tech (2/21/21)	Walks Allowed:	2	at Oklahoma (6/10/21)
Runs Allowed:	3	vs. Missouri (2/13/21)	Strikeouts:	3	2x, last at Virginia Tech (2/21/21)
Earned Runs:	3	vs. Missouri (2/13/21)	Hits Allowed:	5	vs. Missouri (2/13/21)



ing a 1.916 ERA, 123 strikeouts, and only giving up 24 runs; she earned the title of Paulding Softball Player of the year in 2019...selected for the First Team All-Region over three consecutive years...with a career record of .409 batting average, 8 homeruns, and 27 RBIs, she was a participant in the All-State Senior Game.



SOPHOMORE SEASON (2021)

Appeared in 19 games with two starts during the 2021 season... pitched a total of 20.2 innings, allowing seven runs with 17 strikeouts while holding her opponents to a .259 batting average... she finished the season with an 0-1 record... she also made seven appearances at the plate during the 2021 season recording just one hit, a three-run home run at Louisville (4/23)... made her first career start at home on February 13 against Missouri... threw a season-high 2.1 innings in relief against Virginia Tech (2/20) with a season-high three strikeouts... recorded three more strikeouts in her second appearance against Virginia Tech (2/21)... was a part of a combined no-hitter against Boston College (3/26) as she recorded the final out of the game.

FRESHMAN SEASON (2020)

Redshirted her freshman season in 2020.

HIGH SCHOOL/CLUB

Attended North Paulding High School in Dallas, Georgia...previously competed with the East Cobb Bullets Travel Team...pitch-

CAREER PITCHING STATISTICS

Year	era	w-l	app	gs	cg	sho	sv	ip	h	r	er	bb	so	2b	3b	hr	bf	bavg	wp	hbp	bk	sfa	sha
2020	0	0-0	0	0	0	0/0	0	.000	0	0	0	0	0	0	0	0	0	.000	0	0	0	0	0
2021	2.37	0-1	19	2	0	0/9	0	20.2	21	7	7	7	17	5	0	1	89	.259	1	0	0	0	1
TOTAL	2.37	0-1	19	2	0	0/9	0	20.2	21	7	7	7	17	5	0	1	89	.259	1	0	0	0	1



20 • KAIA LOPRESTE

Catcher • Junior • Brandon, Fla. • Riverview

CAREER HIGHS

Hits:	2	6x, last at Boston College (3/27/21)	RBI:	2	2x, last vs. Detroit Mercy (3/8/20)
Doubles:	1	7x, last at Pittsburgh (5/8/21)	Runs:	1	6x, last vs. Detroit Mercy (3/8/20)
Triples:	-		Walks:	1	4x, last at Southeastern La. (2/27/21)
Home Runs:	1	vs. Longwood (3/6/20)	Stolen Bases:	-	

SOPHOMORE SEASON (2021)

Appeared in 27 games with two starts during the 2021 season... she recorded a .208 batting average (5-for-24) with two doubles, four RBI and five runs scored... earned her first start of the season at Boston College (3/27) and went 2-for-3 with an RBI and two runs scored... entered the game off the bench at Syracuse (4/17) and went 1-for-1 with a double, an RBI and scored a run... started her second game of the season against NC State (5/1) and went 1-for-1... went 1-for-2 with a double, an RBI and a run scored at Pittsburgh (5/8).

**FRESHMAN SEASON (2020)**

Appeared in 20 games, including 14 starts at catcher, during the 2020 season that was shortened due to the COVID-19 pandemic, and posted a .304 batting average (14-for-46) with five doubles, a home run, eight RBI, two walks and six runs scored...


the five doubles ranked second on the team...made her collegiate debut on February 7 against No. 1 Alabama...hit an RBI double and scored a run against Detroit Mercy on February 8...drove in a run on an RBI single as part of an eight-run inning versus Detroit Mercy (Feb 9)...reached on an error and scored a run on February 12 against Florida AGM...became the primary catcher after an injury to Anna Shelnett on February 15...hit a double and drove in a pair of runs on February 28 against Kent State...went 2-for-2, including an RBI double on February 29 against No. 19 Baylor...had a pair of hits on the road at No. 21 Arkansas (Feb 29)...hit the first home run of her career against Longwood on March 6...batted 2-for-3 with a double, two RBI and a run scored on March 8 against Detroit Mercy.

**HIGH SCHOOL/CLUB**

Attended Riverview High School...played on the Tampa Mustangs TJ Travel Team, where she posted a 238 RBIs and 22 homeruns over four seasons...won the New Jersey Tournament Championship and placed 3rd at PFG Premier with the Mustangs...earned a spot on the 2019 PGF All-American East team as well as three First Team All-State selections...holds the highest batting average within a single season for the Mustangs as well as in doubles...completed her high school career with a .514 batting average, 114 hits, and 95 RBIs.

CAREER STATISTICS

Year	avg	gp-gs	ab	r	h	2b	3b	hr	rbi	tb	slg%	bb	hbp	so	gdp	ob%	sf	sh	sb-att	po	a	e	fld%
2020	.304	20-14	46	6	14	5	0	1	8	22	.478	2	0	7	0	.333	0	0	0-0	87	9	1	.990
2021	.208	27-2	24	5	5	2	0	0	4	7	.292	2	0	8	0	.269	0	0	0-0	42	2	0	1.000
TOTAL	.271	47-31	70	11	19	7	0	1	12	29	.414	4	0	15	0	.311	0	0	0-0	129	11	1	.993



22 • BRIANNA ENTER

Pitcher • Junior • Green Cove Springs, Fla. • St. Johns Country Day

CAREER HIGHS

Innings Pitched:	5.0	vs Penn (3/8/20)	Walks Allowed:	3	2x, last vs. Virginia Tech (2/20/21)
Runs Allowed:	3	2x, last vs. Virginia Tech (2/20/21)	Strikeouts:	4	vs. Minnesota (2/14/20)
Earned Runs:	3	2x, last vs. Virginia Tech (2/20/21)	Hits Allowed:	5	vs. UCLA (2/16/20)

SOPHOMORE SEASON (2021)

Appeared in two games, allowing two hits in three runs in one inning of work.



FRESHMAN SEASON (2020)

Appeared in 13 games, including four starts, as a freshman during the 2020 season that was shortened due to the COVID-19 pandemic, finishing with a 1-2 record and a 4.12 ERA...tossed 18.2 innings with 20 hits allowed, 11 runs, nine walks and 15 strikeouts as opponents batted .267 against her...made her collegiate debut against No. 1 Alabama on February 7 and al-

lowed three hits and two runs over 2.2 innings with three walks and a strikeout as the Seminoles came from behind to win, 8-7, in eight innings...earned her first career start on February 9 against Detroit Mercy and pitched 2.0 shutout innings with three strikeouts and two hits allowed...pitched an inning of scoreless relief against No. 1 Washington on February 14, including a strikeout...four of the five outs she recorded on February 14 against No. 13 Minnesota were strikeouts...allowed one run and posted a strikeout in 2.0 innings against No. 2 UCLA...tossed 5.0 scoreless innings with three strikeouts in a win against Penn on March 8.

HIGH SCHOOL/CLUB

Attended St. John's Country Day... earned the title of Class 3A Pitcher of the Year in 2019... was selected to play for the North All-Star team in the Florida Athletic Coaches Association All-Star Classic (2019)... was chosen for the Class 3A First Team of Miracle Sports All-State Softball in 2019... helped St. John's Country Day reach FHSAA 3A Regional Semifinals in 2017 and 2019 and FHSAA 3A Regional Finals in 2018... post a varsity record of 19-14 with a 1.71 ERA and 410 strikeouts over 238 innings... holds SJCD's school record with a 118 RBI.



CAREER PITCHING STATISTICS AT FLORIDA STATE

Year	era	w-l	app	gs	cg	sho	sv	ip	h	r	er	bb	so	2b	3b	hr	bf	bavg	wp	hbp	bk	sfa	sha
2020	4.13	1-2	13	4	0	-	0	18.2	20	11	11	9	15	7	0	2	90	-	2	4	0	0	0
2021	2.10	0-0	2	0	0	0/1	0	1.0	2	3	3	3	0	0	0	0	8	.400	0	0	0	0	0
TOTAL	3.12	1-2	15	4	0	0/1	0	19.2	22	15	15	12	15	7	0	2	98	.400	2	4	0	0	0




8 • KALEI HARDING

Catcher/Utility • Sophomore • Murfreesboro, Tenn. • Blackman

CAREER HIGHS

Hits:	4	at Georgia Tech (2/18/21)	RBI:	4	3x, last at Oklahoma (6/8/21)
Doubles:	1	10x, last at Oklahoma (6/8/21)	Runs:	3	2x, last at Pittsburgh (5/8/21)
Triples:	1	3x, last at Boston College (3/27/21)	Walks:	2	4x, last at Syracuse (4/18/21)
Home Runs:	2	2x, last at Pittsburgh (5/8/21)	Stolen Bases:	2	2x, last vs. Duke (4/11/21)

2021 ALL-ACC THIRD TEAM
2021 ALL-ACC FRESHMAN TEAM



grabbed two more home runs at Pitt (5/8) as she went 2-for-4 with three RBI and three runs scored... was 2-for-4 with two RBI and a run scored against Alabama (6/7) to send the Seminoles to the Championship Series of the WCWS... went 3-for-4 with a home run, four RBI and two runs scored as the Seminoles defeated Oklahoma (6/8) 8-4 in the first game of the WCWS Championship Series.



FRESHMAN SEASON (2021)

Appeared in 62 games and started in 58 of them during her freshman campaign in 2021... finished the season with a .278 batting average (49-for-176), including 10 doubles, six home runs and a team-high three triples... Harding also had a team-high with 42 RBI... she scored 29 runs and was second on the team with a .472 slugging percentage, she also was 10-for-11 in stolen bases... Harding finished the season with a .915 fielding percentage with 46 putouts and eight assists... in just the fifth game of her career she went a perfect 4-for-4 with three RBI at Georgia Tech (2/18)... was 2-for-4 with a double and an RBI against Florida (3/6)... went 1-for-3 with a double and two RBI against No. 2 Arizona (3/11) in FSU 4-2 win... went 2-for-3 with a run scored in game three against No. 2 Arizona (3/13) in FSU's 2-0 win... was 2-for-4 with three RBI against Kennesaw State (3/20)... was 2-for-3 with four RBI and a triple at Boston College (3/27)... recorded three more RBI on her first career home run against Notre Dame (4/3)... was a perfect 2-for-2 with two home runs, four RBI and three runs scored at Syracuse (4/18)...

HIGH SCHOOL/CLUB

Attended Blackman High School in Murfreesboro, Tennessee... named the Rookie of the Year and the Offensive Player of the Year, while posting a .397 batting average with 49 runs, 12 doubles and 13 home runs...competed for the TN Fury Platinum travel team, which posted Top 10 finishes at PGF and in Colorado...as a member of the Fury, she tallied seven doubles, six home runs and 28 RBI with a .387 batting average...was a three-time All-District selection.

CAREER STATISTICS

Year	avg	gp-gs	ab	r	h	2b	3b	hr	rbi	tb	slg%	bb	hbp	so	gdp	ob%	sf	sh	sb-att	po	a	e	fld%
2021	.278	62-58	176	29	49	10	3	6	42	83	.472	21	1	35	1	.357	1	0	1-1	7	1	0	1.000
TOTAL	.278	62-58	176	29	49	10	3	6	42	83	.472	21	1	35	1	.357	1	0	1-1	7	1	0	1.000



11 • CARSON SAABYE

Infield • Sophomore • Monument, Colo. • Palmer Ridge

CAREER HIGHS

Hits:	1	2x, last at Syracuse (4/18/21)	RBI:	1	at Pittsburgh (5/8/21)
Doubles:	1	at Syracuse (4/17/21)	Runs:	1	3x, last at Oklahoma (6/8/21)
Triples:	-		Walks:	1	3x, last vs. Kennesaw St. (5/21/21)
Home Runs:	-		Stolen Bases:	-	

FRESHMAN SEASON (2021)

Appeared in 13 games during her freshman season... earned a .286 batting average (2-for-7) with a double, and RBI and three runs scored... earned her first hit at Syracuse (3/17) when she went 1-for-1 as a pinch-hitter with a double that scored a run... she earned her second hit of the season at Syracuse (3/18) as well when she went 1-for-1 as the designated player.




HIGH SCHOOL/CLUB

Attended Palmer Ridge High School in Monument, Colorado... in her freshman year of high school she hit .585 with 29 runs, eight doubles, five walks, four home runs and 19 stolen bases... led the team in doubles, triples and home runs... named Offensive Player of the Year... named to the Pikes Peak Region All-Areal Team honorable mention... batted .475 with 21 runs, three doubles, three triples and four home runs her sophomore year of high school... she led the team in home runs and had 24 stolen bases in 24 attempts... in her junior season she was named to the All-Academic team for track and was named the Sprinter of the Year... Named the Colorado Sportswoman of the Year,

shooting sports in 2017 and 2018... Colorado Sportswoman of the Year, Most Promising Athlete in 2016... member of the US Junior National team... current J3 record holder for Air Pistol (record set at age 13)... earned the bronze medal at the USA Shooting National Championships, earning her a spot on the US National Shooting Team... Youngest ever member of the US National Shooting Team (age 13)... competed in the US Olympic Trials for Air Pistol at age 13 placing 10th and earning an invitation to round two of the trials.

PERSONAL

Majoring in Exercise Science with the dreams of becoming a collegiate strength coach... was an elite barbell weight lifter in high school... daughter of Eric and Krista Saabye... born April 3, 2002.



CAREER STATISTICS

Year	avg	gp-gs	ab	r	h	2b	3b	hr	rbi	tb	slg%	bb	hbp	so	gdp	ob%	sf	sh	sb-att	po	a	e	fld%
2020	.286	13-0	7	3	2	1	0	0	1	3	.429	3	0	2	0	.455	1	0	0-0	0	0	0	.000
TOTAL	.286	13-0	7	3	2	1	0	0	1	3	.429	3	0	2	0	.455	1	0	0-0	0	0	0	.000



26 • D'AUN RIGGS

Outfield • Sophomore • Fort Walton Beach, Fla. • Choctawhatchee


CAREER HIGHS

Hits:	2	2x, last vs. NC State (5/2/21)	RBI:	1	2x, last vs. NC State (5/2/21)
Doubles:	-		Runs:	2	3x, last at Pittsburgh (5/8/21)
Triples:	-		Walks:	1	3x, last at Pittsburgh (5/8/21)
Home Runs:	-		Stolen Bases:	2	at Syracuse (4/17/21)

FRESHMAN SEASON (2021)

Appeared in 38 games and started eight in the outfield during her freshman season... recorded a .269 batting average (7-for-26) with two RBI and seven runs scored... she was 9-for-11 on stolen bases and recorded a perfect 1.000 fielding percentage with 10 putouts... stated and recorded one hit in one at-bat against Kennesaw State (3/20), she scored two runs with a stolen base and a walk... went 2-for-3 with a stolen base a walk and two runs scored at Auburn (3/20)... earned two stolen bases as a pinch-runner at Syracuse (4/18)... was 2-for-3 against NC State (5/2) with one RBI...scored two runs as pinch-runner and an outfielder at Pitt (5/8) with a stolen base and a walk.

12 triples, 39 stolen bases and 103 runs scored...was All-State her freshman through junior seasons...earned the Silver Slugger Award her junior year...was named rookie of the year for her freshman campaign...also played flag football in high school where she was named the offensive MVP in her sophomore and junior seasons and was All-State in flag football all four years of high school...was her high school soccer team's offensive MVP her senior season and was a regional qualifier in track her first three years at Choctawhatchee.



HIGH SCHOOL/CLUB

Attended Choctawhatchee High School in Fort Walton Beach, Fla...named the MVP of her softball team her sophomore year of high school...in three years she batted .507 with seven doubles,

CAREER STATISTICS

Year	avg	gp-gs	ab	r	h	2b	3b	hr	rbi	tb	slg%	bb	hbp	so	gdp	ob%	sf	sh	sb-att	po	a	e	fld%
2021	.269	38-8	26	15	7	0	0	0	2	7	.269	3	0	5	0	.345	0	0	9-11	10	0	0	1.000
TOTAL	.269	38-8	26	15	7	0	0	0	2	7	.269	3	0	5	0	.345	0	0	9-11	10	0	0	1.000




28 • CHLOE CULP

Utility • Redshirt Sophomore • Tallahassee, Fla. • North Florida Christian

CAREER HIGHS

Hits:	3	vs. Detroit Mercy (2/8/20)	RBI:	5	vs. Detroit Mercy (2/8/20)
Doubles:	1	2x, last vs. Charleston Southern (3/7/20)	Runs:	2	3x, last vs. Florida AGM (2/12/20)
Triples:	1	vs. Florida AGM (2/12/20)	Walks:	1	5x last vs. Florida (3/11/20)
Home Runs:	2	3x, last vs. Florida AGM (2/12/20)	Stolen Bases:	-	



22 UCF on March 4...went 2-for-3 with a double, a run scored and an RBI on March 7 against Charleston Southern...walked, singled and scored a run versus Penn (March 8).

HIGH SCHOOL/CLUB

Earned the title WXTL Scholar Athlete of the Week following contributions to an overall record of 84-58-1, .500 BA, 190 hits, 190 runs, and 180 RBIs... posted a .635 BA, 39 RBI's, 11 homeruns, and 23 stolen bases during her senior season alone... was selected to be on the MaxPreps 2019 High School Softball All-American First Team...named 2019 All-Big Bend Player of the year and 2017 Miracle Sports All-State 3A Offensive Player of the Year... helped the Eagles reach the Regional Semifinal in 2018, as well as the Regional Finals in 2016, 2017, and 2019.



REDSHIRT FRESHMAN SEASON (2021)

Redshirted the season due to injury.

FRESHMAN SEASON (2020)

Made 19 appearances, including 14 starts, during the 2020 season that was shortened due to the COVID-19 pandemic, finishing with a .359 batting average (14-for-39) with two doubles, one triple, four home runs, 17 RBI and 11 runs scored...led the team with a .769 slugging percentage and tallied a .444 on-base percentage...scored the first FSU run of the game in a win over No. 1 Alabama on February 7...went 3-for-4 with a home run, five RBI and two runs scored on February 8 against Detroit Mercy... finished with three RBI, including a two-run home run and an RBI single versus Detroit Mercy (Feb 9)...drove in four runs on February 12 against Florida A&M with a triple and a three-run home run...walked and scored a run against Liberty on February 16...had a pinch-hit three-run home run on the road at No.

CAREER STATISTICS

Year	avg	gp-gs	ab	r	h	2b	3b	hr	rbi	tb	slg%	bb	hbp	so	gdp	ob%	sf	sh	sb-att	po	a	e	fld%
2020	.359	19-14	39	11	14	2	1	4	17	30	.769	5	1	8	0	.444	0	0	0-0	0	0	0	.000
TOTAL	.359	19-14	39	11	14	2	1	4	17	30	.769	5	1	8	0	.444	0	0	0-0	0	0	0	.000



1 • HALLIE WACASER

Outfield • Redshirt Freshman • Centerton, Ark. • Bentonville West

FRESHMAN SEASON (2021)

Redshirted the season due to injury.

HIGH SCHOOL/CLUB

Attended Bentonville West High School in Centerton, Arkansas...named three-time All-State and three-time All-Conference...named the Newcomer of the Year her freshman year of high school...three time high school All-American...two time Gatorade Player of the Year (sophomore and senior seasons)...member of the USA U17 team that won gold at the Pan American Games in Barranquilla, Columbia...led the entire Pan Am games with a .560 batting average and 2 home runs...18th ranked player in the 2020 Flo Softball rankings...selected to play in the PGF All-American Game (2020)...placed on the Extra Innings All-202 18U team.

PERSONAL

Majoring in exercise science with the dreams of becoming a physical therapist...on the All A Honor Roll four times during high school...graduated with high honors and a 4.1 GPA...part of FCA for four years and the Chick-fil-a Leadership club for two years...daughter of Keith and Rachel Wacaser.



4 • JAHNI KERR

Outfield • Redshirt Freshman • Mableton, Ga. • Wesleyan

2021 Softball America Top-25 Freshmen (No. 18)**FRESHMAN SEASON (2021)**

Started and played in just four game before injuring her knee... in those four games she had a .308 batting average (4-for-13) with two home runs, three RBI and two runs scored while she recorded a .739 slugging percentage... recorded her first career hit against Missouri (2/13) and it resulted in a two run home run... was 2-for-4 at Georgia Tech (2/18) with a solo home run... went 1-for-4 in her final game of the season at Georgia Tech (2/18)

HIGH SCHOOL/CLUB

Attended Wesleyan School in Mableton, Ga....GA Dugout Club POY...FloSoftball Rising Star...two time Gwinnett Daily Post POY...Gwinnett Diamond Club POY, offensive POY, Position Player and Team of the Month...two time GACA A Private POY...2018 Region 5A POY...two time State Champion...two time State Runner Up...GACA region 5A POY...four time region champion...two time Wesleyan Offensive MVP...two time GACA all-star invitee...two time 1st Team All-State and State POY...two time Wesleyan Offensive MVP...USA Today All-American...three time Wesleyan Most Valuable Female Athlete...WSB TV GA HS Athlete of the week...2020 POY - USA Today Sports Award...Wesleyan Sr. Iron Award...Varsity basketball- most dependable player...Gwinnett All-County in track n field...Wesleyan Competitors Award in track & field...Wesleyan School career record holder in Batting Average (.596), Hits (202), Stolen Bases (130), Triples (29), Runs Scored (185), Slugging (.910) and Homeruns (22).

PERSONAL

Majoring in Hospitality...a Spanish and Math Honors recipient...daughter of Rohan and Mylinda Kerr...born June 12, 2002.

CAREER STATISTICS

Year	avg	gp-gs	ab	r	h	2b	3b	hr	rbi	tb	slg%	bb	hbp	so	gdp	ob%	sf	sh	sb-att	po	a	e	fld%
2021	.308	4-4	13	2	4	0	0	2	3	10	.769	1	0	2	0	.357	0	0	0-1	5	1	0	1.000
TOTAL	.308	4-4	13	2	4	0	0	2	3	10	.769	1	0	2	0	.357	0	0	0-1	5	1	0	1.000



14 • AUTUMN BELVIY

Outfield • Redshirt Freshman • San Diego, Calif. • Arlington

FRESHMAN SEASON (2021)

Redshirted the season.

HIGH SCHOOL/CLUB

Attended Arlington High School in Arlington, Tennessee....named Tennessee Softball Player of the Year her junior season...selected to the AAA TSCA All-State Team in 2019...earned All-District MVP honors as a junior...was named to the All-District first and second team as a freshman...named to the first team of the Tennessee State tournament as a sophomore...elected her classes most athletic female her senior year of high school.

PERSONAL

Majoring in Biological Sciences with the dreams of becoming a wildlife rehabilitator...earned honor roll while in high school and was a member of the National Honors Society and the Beta Club...also played volleyball and ran track...is an avid painter and equestrian rider...daughter of Denise and James Belviy...born March 30, 2002.



51 • MICHAELA EDENFIELD

Catcher • Redshirt Freshman • Sneads, Fla. • Sneads

FRESHMAN SEASON (2021)

Redshirted the season.

HIGH SCHOOL/CLUB

Attended Sneads High School in Sneads, Florida...batted .440 with 99 hits, 101 runs, 32 doubles and 28 home runs throughout her high school career...participated in the 2019 USA Softball Junior Women's National Team selection trials...took Sneads high school to its first State Championship Game in 2019...also played volleyball in high school where she was a four-time 1A State Champion and selected as her volleyball team's MVP in 2017.

PERSONAL

Majoring in Business with the dreams of becoming a media marketing manager for either a sports team or sportswear company...was named the 2019 Homecoming Queen at Sneads High School...daughter of Tami Powell...born March 7, 2002.



5 • BROOKE BLANKENSHIP

Infield • Freshman • Hudson, Fla. • River Ridge

HIGH SCHOOL/CLUB

Blankenship is ranked 5th by Extra Inning Softball in the 2021 class rankings...two time 2A State Champion with Academy at the Lakes (2018-19)...2A Florida Player of the Year as a freshman...three time First Team All-State...three time Greater Tampa Bay Times All-State...USA Today Preseason All-American.

PERSONAL

Daughter of Robert and Kristina Blakenship... earned 4x honor roll in high school.. 2x Pasco County Science Fair winner... graduated top 15% of her class... outside of softball she participated in Florida Future Educators of America Club, National Junior Honor Society, and National Society of High School Scholars... father played college baseball...



12 • AMAYA ROSS

Infield • Freshman • Jacksonville, Fla. • Trinity Christian

HIGH SCHOOL/CLUB

Ross is ranked 151st by Extra Inning Softball in the 2021 class rankings...throughout high school, Ross saw nothing but success, reaching the state Final Four every season since 2016, including a runner-up finish in 2018 and a State Championship in 2019 with Trinity Christian Academy...in 2019 She was named to the Times-Union All-Decade Team and was also named to the All-First Coast First Team...Ross was also named to the 2019 Miracle Sports 4A All-State First Team...in 2018 and 2017 she was also named to the Times-Union All-First Coast First Team... was a part of the 2017 Miracle Sports 4A All-State Second Team and was selected as a USA Elite Select Futures All-American...in 2016 and 2017 she was a USA Elite Select 30 All-American.

PERSONAL:

Daughter to Michele and Gerard Ross... played varsity softball and volleyball in high school... received All-A Honor Roll 2007-21... Received the American Citizenship Award 2017-2020... Received awards for highest average in Honors English (2019), Environmental Science (2019), Honors US History (2019), Honors Algebra II (2018), Honors Geometry (2017)... Ross served as Student Council Vice President 2019-2021 and Student Government Treasurer 2019-2021... member of National Honor Society 2017-2021... father played football at FSU and then in the NFL for the Seattle Seahawks... cousins, Keith Ross and Lamar Lewis played football at FSU... J.C. Flowers (cousin) played baseball at FSU and currently plays for the Pittsburg pirates... Alexis Ross (cousin) plays softball at FIU and is a sophomore... Ross plans to pursue a career in business.. born August 7, 2003.



88 • KATIE BRIGHT

Catcher • Freshman • Palm Harbor, Fla. • Palm Harbor

HIGH SCHOOL/CLUB

Bright is ranked 26th by Extra Inning Softball in the 2021 class rankings ...6A Florida Athletic Coaches Association All-State team...First Team Pinellas County by the Tampa Bay Times...First Team All PCAC Catcher (2019)...PGF Platinum Champions (2018).

PERSONAL

Daughter to John and Tricia Bright... earned all A's and B's in high school making the Honor Roll all four years... brother, Nathan Bright, attends FAMU... after college she hopes to pursue forensic psychology... born December 20, 2002.



27 • KRISTINA HARTLEY

Infield • Freshman • St. Petersburg, Fla. • Northeast

HIGH SCHOOL/CLUB

Hartley is ranked 18th by Extra Inning Softball in the 2021 class rankings ...she is a two time Class 2A State Player of the Year in Florida...finished her freshman campaign with a .409 batting average and improved on that in her sophomore season of high school...batted .469 her sophomore year and was named team MVP for Northeast High School in St. Petersburg, Fla...during her junior season she batted .300 before the season was cut short due to COVID-19.

WHY I CHOSE FSU

"I chose FSU because of the amazing coaching staff and the feeling I got when I was on campus, it felt like I was at home. The softball team is like a family and I know they always have fun on and off the field and that's something I think is important when it comes to playing the game."

PERSONAL

Daughter to Brett and Rachel Hartley... made the Dean's List 2018-2021... parents and siblings are all from Oregon, except for her... born October 11, 2002.



33 • MORGAN KENDRICK

Pitcher • Freshman • Fleming Island, Fla. • Clay

PRIOR TO FSU:

Kendrick is ranked 107th by Extra Inning Softball in the 2021 class rankings ...was named second team 8A All-State her freshmen season...also named St. John's River Conference All-Conference and to the All Clay County Coaches Team...named the MVP of Fleming Island High School her freshman year...had a 1.65 ERA with 168 strikeouts in 102 innings pitched, including three no hitters during her freshman campaign...she also hit .361 during her first year of high school...as a sophomore she was named second team 8A All-State and was named to the Times-Union All-First Coast Team...Kendrick was also named to the Miracle Sports All State Softball Team Second Team...She once again was named the MVP of Fleming Island High School and was also named the best offensive player...she had a 1.05 ERA with 182 strikeouts in 93 innings pitched with one perfect game she also batted .393... during her junior season she hit .462 and was named First Team 6A All-State and the 6A District 6 Player of the Year.

WHY I CHOSE FSU

"I grew up an FSU fan and have been coming to sporting events here since I was a baby. In fact, my first Seminole home football game was when I was 11 days old. I could spell Florida State before I could spell my own name because of the fight song, so you could say I was literally born to be a Nole."

PERSONAL

Daughter to Craig and Julie Kendrick... member of the National Honor Society sophomore-senior... received A/B Honor Roll freshman-senior... wants to work with athletes in some capacity following graduation... born September 10, 2002.



HEAD COACH LONNI ALAMEDA



Entering her 14th season as the head coach of the Florida State softball program in 2022, Lonni Alameda has guided the Seminoles back into one of the nation's best teams. After seven Women's College World Series appearances from 1987-2004, the Seminoles have returned to the final site of women's collegiate softball four times in the last seven complete seasons (2014, 2016, 2018 and 2021), including winning the program's first NCAA National Championship in 2018, a WCWS Finals appearance in 2021, a WCWS semifinals appearance in 2016, as well as eight consecutive trips to the NCAA Super Regionals (2013-19, 2021). Florida State had earned seven ACC regular season/division titles in a row and six straight ACC Tournament titles heading into the 2021 season and now owns 17 ACC Championships.

FSU has played in the NCAA postseason every year under Alameda and is one of only nine schools to participate in the NCAA Tournament in every season since 2000. Since Alameda has made Tallahassee her home, she has led the Seminoles to 10 ACC Championship game appearances in 12 full seasons, with titles in 2011, 2014, 2015, 2016, 2017, 2018 and 2019. The Seminoles came up one win short of claiming their second national title in 2021 as the Noles made it all the way to the Women's College World Series Championship Series. Florida State finished the season with a 49-13-1 record in 2021 and did it differently than years past. FSU was not the power-hitting team of old but won by playing cerebral softball with good pitching and great defense, led by second-team All-American Kathryn Sandercock and the two-time ACC Defensive Player of the Year, Sydney Sherrill. Florida State led the ACC and was ranked 22nd in the country in fielding percentage (.975) in 2021 and finished with the second-best team ERA in the ACC and 11th best in the NCAA (1.82). The Seminole

defense also turned and ACC leading 33 double plays, which ranked second in the nation.

The Noles finished second in the ACC regular season and did not win the ACC Tournament for the first time since 2014 but that did not affect their postseason run as the Noles won 10 games in the NCAA Tournament and were one game away from being crowned national champions for the second time in program history. FSU cruised through the Tallahassee Regional, going 3-0 while only allowing two runs. The Noles then headed to Baton Rouge, La. to take on LSU in the Super Regional and the Seminoles swept the Tigers winning 1-0 and 4-3 in nine innings in dramatic fashion to head to the WCWS for the fourth time under Alameda. After losing their first game of the WCWS, Florida State won four straight against Arizona, Oklahoma State and Alabama [twice] to head to the championship series for the second time in program history. After winning game one against Oklahoma the Seminoles would fall in games two and three.

Half of the 2020 Seminoles were newcomers with six freshmen, three transfers and two redshirt players, as the Seminoles replaced five starters from the 2019 season. The youth on the field was matched in the coaching staff as Troy Cameron joined the team, along with many new members of the support staff in several departments. Florida State finished with a 17-7 record in the shortened 2020 season due to the COVID-19 pandemic, with nearly half of its games (11-of 24) coming against ranked teams. The Noles went 5-6 versus ranked teams in 2020, including a pair of wins over No. 1 Alabama, road wins at No. 21 Arkansas and No. 22 UCF, along with a victory against No. 19 Baylor.

The 2019 FSU Softball team posted a record year offensively, finishing with a program-best 105 home runs, which ranked third in the country and surpassed the previous best of 76 from 2018. The Noles also set school records with 423 RBI and a .330 team batting average. Finishing with a record of 55-10, FSU topped the 50-win mark for the fifth time in the last six years. Sophomore infielder Sydney Sherrill (First Team) and redshirt senior pitcher Meghan King (Second Team) each earned NFCA All-America honors, while the duo - along with Dani Morgan, Elizabeth Mason, Carsyn Gordon, Cali Harrod, Cassidy Davis and Makinzy Herzog - were among the eight Seminoles to be named to the NFCA Southeast All-Region Teams, which led the country and marked the most All-Region honorees in school history.

The Seminoles extended their ACC series unbeaten streak to 52, posting a 48-0-4 series record against conference opponents, dating back to 2012, before losing the series on the road at Louisville on April 6-8, 2019. The Noles have earned a record of 147-18 in their last 165 ACC regular-season games. From May 7, 2016, to April 6, 2018, FSU tallied 36 consecutive wins in ACC play, which ranks as the sixth-longest conference winning streak in NCAA history.

The Seminoles topped the collegiate softball world in 2018, earning their first NCAA National Championship with an 8-3 win over No. 5 Washington on June 5. Florida State earned the nickname of "Cardiac Kids" throughout the postseason as FSU tied an NCAA record of six wins in elimination games during the NCAA Tournament and the Noles had to come from behind in all three wins at the 2018 ACC Tournament. Florida State became the third team in history to lose its first game of the WCWS and come back through the loser's bracket to win the National Championship, joining Texas A&M (1983) and UCLA (2003).

Florida State earned a 58-12 record in 2018, the most wins in a single season under Alameda and it marks the fourth time in the last five seasons that FSU has topped the 50-win plateau. The Noles also set school records with 115 doubles and 76 home runs. The 115 doubles led the nation in 2018 and ranked in a tie for the eighth-most in a single season in NCAA history. Freshman Sydney Sherrill tallied 29 of those doubles to tie the NCAA single-season record and set the FSU and ACC mark, on her way to earning ACC Freshman of the Year and NFCA Third Team All-American accolades. Jessie Warren and Kylee Hanson also earned NFCA Second Team All-American honors, as the duo were named ACC Player and Pitcher of the Year, respectively.

Alameda, along with assistant coaches Travis Wilson and Craig Snider, were honored as the 2018 NFCA National Coaching Staff of the Year by helping FSU become the first ACC school to ever win a softball national championship.

Alameda and the Noles made program history in 2017, as Florida State earned a No. 1 ranking in the NFCA poll for the first time, holding the spot for eight consecutive weeks. FSU also earned its first win over the NFCA No. 1 team in the country as an 11th-inning home run by Alex Powers gave the Noles a 3-1 victory over Florida on May 3. The Seminoles added their fifth straight ACC regular-season title, posting a 24-0 record in league play, culminating in their 15th ACC tournament championship. FSU is one of four Power 5 schools to post an undefeated conference season, along with Oklahoma in 2019 (18-0) and 2018 (18-0), Nebraska in 1998 (16-0) and Iowa in 1997 (22-0). Alameda also earned her fifth ACC Coach of the Year honor in 2017, moving into a tie for second-most in league history with North Carolina's Donna J. Papa. She now trails only NFCA Hall of Famer and former FSU head coach JoAnne Graf who tallied six ACC Coach of the Year awards in her illustrious career.

HEAD COACH LONNI ALAMEDA

Florida State matched its record from 2016 by placing six members on the 2017 All-ACC First Team, including Jessica Burroughs (Pitcher of the Year) and Jessie Warren (Player of the Year and Defensive Player of the Year). Burroughs and Warren were also named NFCA First Team All-Americans, while Morgan Klavemann (second team) and Alex Powers (third team), also earned a spot on the national teams. The Noles tied for the most All-Americans in the nation with Florida and Arizona and it marked the first time in the fastpitch era that Florida State softball had received four All-American accolades.

In 2016, Alameda led Florida State back to the WCWS, reaching the semifinals for the third time in school history and ending with a No. 4 national ranking, which tied for the highest final NFCA ranking ever for FSU. The Noles posted a 55-10 record, including 11 wins over ranked opponents. FSU defeated No. 2 Michigan (1-0) and No. 3 Auburn (4-3), marking the highest-ranked wins at FSU under Alameda, and both coming away from Tallahassee as the Auburn win came on the road and the Michigan victory at the WCWS.

The Noles finished 2016 with a 21-2 record in conference play and Alameda earned ACC Coach of the Year for the fourth straight season as Jessica Burroughs and Alex Powers earned ACC Pitcher and Player of the Year honors, respectively. FSU set an ACC record with six members on the All-ACC First Team as Burroughs and Powers were joined by Ellie Cooper, Meghan King, Morgan Klavemann and Jessie Warren. Burroughs, Powers and Warren were named NFCA All-Americans, marking the sixth time that FSU had three All-Americans in the same season. During the summer of 2016 and 2017, Alameda coached the USSSA Pride of the National Pro Fastpitch league. The Pride posted the best record in the league in both seasons.

The Seminoles reached the NCAA Super Regionals for the third consecutive season in 2015, finishing with a record of 49-14 and a No. 10 ranking in the final poll by the NFCA. FSU earned a trio of conference awards as Jessie Warren was named ACC Freshman of the Year, Lacey Waldrop secured ACC Pitcher of the Year honors for the second-straight season and Alameda was chosen as the ACC Coach of the Year for the third consecutive year.

Several Seminoles etched their name into the NCAA record book as senior Maddie O'Brien led the nation with 73 walks, good for No. 11 all-time in NCAA history. Freshman Morgan Klavemann's 26-game hitting streak is the second-longest in FSU history and ranks No. 24 overall in NCAA history.

Florida State posted its best season in a decade with a 55-9 record in 2014 to finish ranked No. 7 in the country by both the NFCA and USA Softball. The Seminoles won 24 ACC games to set a new school and ACC mark for conference wins in a season and also set program records in runs scored (400), home runs (65), extra-base hits (168), RBI (363), walks (318) and slugging percentage (.493).

THE ALAMEDA FILE

- Enters her 14th season as head coach at Florida State and 19th year as a head coach at the Division I level
- Holds a 761-338-3 career record
- 604-180-2 (846) record at Florida State
- Holds a 227-52-1 record in ACC play
- Guided Seminoles to the ACC title in 2011, 2014, 2015, 2016, 2017, 2018 and 2019, the conference regular season title in 2013, 2014, 2015, 2016, 2017 and 2018 and has led them to 10 title game appearances
- As the team's pitching coach, she has helped 17 hurlers be named to the All-ACC First or Second Team since 2009
- Eight different pitchers and 12 total Seminole players have been named NFCA All-Americans
- Earned Win No. 300 vs. Fairfield on March 17, 2012
- Earned Win No. 400 at North Carolina on March 30, 2014
- Earned Win No. 500 against Jacksonville on April 6, 2016
- Earned Win No. 600 at North Florida on March 10, 2018
- Earned Win No. 700 against Detroit Mercy on February 9, 2020
- Helped coach the Canadian Softball Team in the 2008 and 2020 Summer Olympics
- Mountain West Conference Coach of the Year in 2005 and 2007
- Atlantic Coast Conference Coach of the Year in 2013, 2014, 2015, 2016 and 2017

Several individuals earned regional and national awards as junior pitcher Lacey Waldrop was named USA Softball National Player of the Year. Waldrop joined Jessica van der Linden (2004) as Seminoles to win the national honor. Florida State was the first school in the country to have multiple players win the award. Waldrop joined junior shortstop Maddie O'Brien as a NFCA First Team All-American, marking the first time that FSU had placed two players on the first team in program history.

Waldrop and O'Brien also won 2014 ACC Pitcher and Player of the Year, respectively, while Alameda earned ACC Coach of the Year honors for the second year in a row. The Seminoles placed three players on the All-Region First Team, six players on the All-ACC Team, and five members on the ACC All-Tournament Team.

The signature win of the 2014 season came at the Tallahassee Super Regional when senior Courtney Senas hit a two-run, walk-off home run against No. 13 Michigan to send the Seminoles to the Women's College World Series for the first time since 2004.

It was an impressive season in 2013 for the Seminoles as they fought through several injuries to key players yet reached the NCAA Super Regionals for the first time since 2006 following a miraculous comeback against South Alabama in the Mobile Regional championship game. The five-run comeback with two outs in the top of the seventh against the 13th-seeded Jaguars personified the team's never-say-die attitude. FSU finished with a 44-19 record and Alameda was named the ACC Coach of the Year, along with a school-record four All-ACC First Team selections and five overall.

The Seminoles set a new school mark with an 18-2 record in ACC play en route to the program's 11th ACC regular-season title. As the pitching coach, Alameda was influential on one of the most dynamic duos in the nation in Lacey Waldrop and Monica Perry. Waldrop earned NFCA Third-Team All-America honors, the first at Florida State since 2009, while Perry emerged as the most dominant pitcher in ACC play.

Aside from the five total All-ACC Team members in 2013, Alameda coached her first ACC Scholar-Athlete of the Year when Kelly Hensley was recognized for the honor. Hensley also was named to the Capital One Academic All-America Third Team. Alex Powers (2017) and Kylee Hanson (2018) also have been named ACC Scholar-Athletes of the Year.

In 2012, the Seminoles achieved a mark of 47-16, their most wins since going 62-12 in 2004. Alameda led FSU to a 15-13





HEAD COACH LONNI ALAMEDA

HEAD COACH LONNI ALAMEDA



2005 NFCA West Region Coach of the Year
2005 MWC Coach of the Year
2007 MWC Coach of the Year
2013 ACC Coach of the Year
2014 ACC Coach of the Year
2015 ACC Coach of the Year
2016 ACC Coach of the Year
2017 ACC Coach of the Year
2018 NCAA National Champion
2018 NFCA National Coaching Staff of the Year
2018 Musial Award

Coaching History

Florida State (Head Coach)	2009-Present
UNLV (Head Coach)	2004-08
Stanford (Associate Head Coach)	1996-2004
Barry University (Assistant Coach)	1994-96

Coaching Ledger

Year	Record	Conf.	Finish	Postseason
UNLV				
2004	25-35	7-13	5th	N/A
2005	44-19	17-3	2nd	NCAA Reg
2006	26-37	8-12	4th	N/A
2007	37-27	12-8	2nd	N/A
2008	25-40-1	5-15	6th	N/A
Florida State				
2009	44-16	17-4	2nd	NCAA Reg
2010	44-18	12-9	3rd	NCAA Reg
2011	32-28	9-11	1st	NCAA Reg
2012	47-16	16-5	2nd	NCAA Reg
2013	44-19	18-2	1st(R)	NCAA Supers
2014	55-9	24-3	1st	WCWS
2015	49-14	20-3	1st	NCAA Supers
2016	55-10	21-2	1st	WCWS Semis
2017	55-8-1	24-0	1st	NCAA Supers
2018	58-12	21-3	1st	National Champs
2019	55-10	19-5	1st	NCAA Supers
2020	17-7	-	-	-
2021	49-13-1	65-5-1	2nd	WCWS Final
Overall: 761-338-3 FSU: 604-18-2 ACC: 227-52-1				

Alameda versus the ACC since 2009

Opponent	Record	Current Streak
Boston College	35-1 (.969)	Won 9
Clemson	0-0 (-)	-
Duke	6-0 (1.000)	Won 6
Georgia Tech	23-10 (.667)	Won 18
Louisville	13-5-1 (.733)	Tied 1
North Carolina	24-8 (.750)	Won 1
NC State	32-5 (.879)	Won 1
Notre Dame	19-5 (.750)	Won 5
Pitt	18-2 (.941)	Won 2
Syracuse	23-0 (1.000)	Won 23
Virginia	26-3 (.897)	Won 12
Virginia Tech	25-9 (.774)	Lost 2

record against NCAA postseason teams throughout the year, which included nationally-ranked victories over No. 14 UCLA, No. 23 North Carolina twice and Women's College World Series participant LSU.

As the team's pitching coach, Alameda's influence on FSU starters Lacey Waldrop and Monica Perry was enormous. Both pitchers finished in the Top 30 nationally in earned run average, making FSU one of just five programs to have multiple pitchers in the top 30. Each hurler earned ACC Pitcher of the Week honors twice and were named to the All-ACC squad. As a unit, the Seminoles finished 10th in the country with a 1.53 team ERA. In 2012, four more student-athletes made the All-ACC Team under Alameda's watch including Tiffani Brown, Briana Hamilton, Perry and Waldrop. Brown and Shayla Jackson also were named to the NFCA All-Southeast Region Second Team.

In just her third season as head coach at Florida State, Alameda helped the Seminole softball program snap a seven-year ACC title drought to highlight an entertaining 2011 season. Despite making the conference tournament in Atlanta as the No. 4 seed, it was Alameda's season-long coaching tactics combined with the energy of her motivated group that enabled the Seminoles to storm through the competition and defeat second-seeded North Carolina, 4-1, to clinch an automatic NCAA Regional bid.

Under Alameda's guidance, the 2011 Seminoles created a noteworthy program achievement - for the first time in school history, FSU softball reached 12 consecutive NCAA Regionals. Her group also won two games in the Athens Regional, defeating Georgia State and UAB, to get to the final day of a regional for the first time since 2006.

Adding to Alameda's on and off-field influence, Sarah Hamilton became just one of two conference players in 2011 to be named to the All-ACC Team for the third time in her career. Shayla Jackson and Jen Lapicki joined Hamilton on the 2011 all-conference squad. Hamilton ended her illustrious career as one of the best pitchers in school history, with Alameda playing a large role in her success. Among her noteworthy feats, Hamilton became the first hurler in FSU history to finish with at least 1,000 career strikeouts, ending her four-year stay with 1,005 Ks.

In her second season as FSU head coach in 2010, Alameda led the Seminoles to a 44-18 record and second-consecutive appearance in not just the ACC Championship game but its 11th-straight appearance in the NCAA Division I Softball Championship. At the time, FSU's ACC Championship game appearance marked the 14th time in school history it had the chance to play for a title - a total number that was more than any other school in the conference.

Under Alameda's tutelage, the 2010 Seminoles accomplished a lot of statistical feats. Not only did FSU get off to its best start since 1993 by starting the year 20-2, but the team capped off the year with high marks in a bevy of categories. The Seminoles' .297 batting average was the best since 2003 and their 226 strikeouts at the plate were the fewest since the 1998 campaign.

Individually, Alameda coached several FSU student-athletes who earned recognition for their hard work on the field and in the classroom. Carly Wynn was named an All-ACC First Team selection and Terese Gober, Sarah Hamilton and Ashley Stager were each placed on the All-ACC Second Team. Robin Ahrberg, Tiffani Brown and Hamilton each got the nod on the ACC's All-Tournament team. Wynn and Hamilton captured Louisville Slugger/NFCA Division I All-Southeast Region Second Team honors, while Wynn was named to the ESPN The Magazine Academic All-America Third Team.

Alameda came to Florida State prior to the 2009 season and went on to surpass 200 career coaching victories in her first year in Tallahassee (she picked up win No. 300 on March 17, 2012 against Fairfield and added win No. 400 at North Carolina on March 30, 2014). The Seminoles finished the 2009 campaign with a 44-16 record and achieved the best conference record in school history at the time with a 17-4 league mark.

For her team's exploits on the field in 2009, Alameda and the Seminoles had the opportunity to host a regional in the NCAA Tournament for the first time since the 2004 season. Alameda coached several Seminoles that garnered postseason awards as Hamilton was named a Third Team Louisville Slugger/NFCA Division I All-American as a sophomore. Hamilton was also named ACC Pitcher of the Year, an ACC First Team member and to the Louisville Slugger/NFCA All-Southeast Region Team. Then-senior catcher Kaleigh Rafters was also named to the All-Region team and was an All-ACC First Team member as well. Wynn and Gober (both second team) were also student-athletes coached by Alameda who were recognized as All-ACC players.

Alameda carries an impressive coaching résumé on the international level and from 2004 to 2008 she helped in the development of Canada's National Team. She aided Canada up until the 2004 Summer Olympics and

HEAD COACH LONNI ALAMEDA

resumed as an assistant following the Rebels' 2005 season. In the summer of 2006, Canada qualified for the 2008 Summer Olympics in Beijing, China, after its strong showing in the World Championships. Alameda spent the summer of 2008 with the Canadian team, which ended its quest for the gold with a fourth-place finish at the Beijing Olympic Games. Alameda went back to the Olympics in the summer of 2021 with Canada as their pitching coach in the 2020 Tokyo Olympic Games.

Alameda came to FSU from UNLV, where she spent five seasons reviving the Rebels' program. She replaced Dr. JoAnne Graf, who retired after 30 seasons with the Seminoles. Alameda went 25-35 in her first season at UNLV in 2004, which was a four-game improvement over 2003's final tally. She then posted a staggering 44-19 mark in 2005 and the program's first trip to NCAA Regionals since 1996. Alameda was named Mountain West Conference Coach of the Year in 2005 and the entire staff garnered NFCA West Regional Coaching Staff of the Year honors.

The 2005 season featured an assault on the program's record book, appearances in the national statistical rankings and the introduction of several conference and national award winners. The 44 wins were the third-most in the program's history, while the 17 Mountain West Conference wins were the most-ever since joining the league in 1999. After being predicted to finish last in the league, UNLV excelled, placing second in the league in both the regular season and Mountain West Conference tournament.

In 2006, the squad was set back by injuries and fell to 26-37, but saw a 180-degree turnaround in 2007 and finished with a 37-27 mark as Alameda earned MWC Coach of the Year honors for the second time.

Alameda and UNLV had high hopes for 2008 and had the Rebels ranked in the ESPN.com/USA Softball Collegiate Top 25 Poll for the first time in program history. After starting the season 9-1-1, UNLV moved up to No. 18 in the ESPN.com/USA Softball Collegiate Top 25 Poll, but injuries to four starters proved costly as the season progressed.

Under Alameda's direction, the Rebels enjoyed recognition at the conference and regional level. Five Rebels garnered Louisville Slugger/NFCA All-Regional honors while 13 players earned all-Mountain West Conference accolades, including two pitchers of the year and one freshman of the year awards. To Alameda, academics are just as important as on-the-field production. Since taking over the program, the Rebels had 58 Academic All-MWC honorees. Over that time span, the team had 10 or more honored in a season four times, including 11 softball student-athletes in 2008. The softball program had 21 MWC Scholar-Athletes selected, as well.

In her 14 seasons at Florida State, Alameda's academic priorities have been apparent. She has coached three ACC Scholar-Athletes of the Year, three academic All-Americans, eight NCAA postgraduate scholarship award winners, 16 academic all-district team members and 41 All-ACC Academic Team players. During her tenure at UNLV, Alameda also stressed the importance of community service and had players volunteer their time at the Nevada Childhood Cancer Foundation and Child Haven while participating in breast cancer walks and blood drives. Her emphasis has not changed since arriving at FSU, with the 2011 Seminole Squad earning honors such as the SemiGnome Award for community service and routinely producing standout student-athletes who are honored for their charitable ways. One of those players was Kelly Hensley who was awarded a 2013 Top Six For Service honor. In 2014, 2015 and 2017, the Seminole softball program earned the FSU Director's Cup for Service as they averaged over 50 hours of community service per student-athlete to lead all 20 FSU varsity sports.

Alameda moved to Las Vegas after eight seasons as the assistant coach at Stanford University, where she helped guide the Cardinal to a 320-179-1 record and six straight NCAA Regional appearances. She oversaw the pitching staff there and produced three All-Americans: Becky Blevins, Marcy Crouch and Dana Sorenson. Prior to her stint at Stanford, Alameda spent two seasons as an assistant coach at Barry University (Miami Shores, Fla.). She helped the Buccaneers to a fifth-place NCAA Division II finish in her first year. She also spent some time on the international stage, serving as an instructor for both the Aruba (1995) and Spanish (2000) national teams.

An all-around great athlete, Alameda began her collegiate career as a pitcher at St. Mary's University (San Antonio, Texas) where she led the Rattlers to the NAIA Tournament in her only season. She later transferred to Oklahoma in 1989 and played softball and volleyball for the Sooners. She was a two-time All-Big Eight selection as a first and third baseman while hitting .359 as a senior in 1992.

Alameda earned her bachelor's degree in communications from Oklahoma in 1993 and played softball professionally in Europe for a season before beginning her coaching career.





ASSISTANT COACH TRAVIS WILSON



2018 NCAA National Champion
2018 NFCA National Coaching Staff of the Year

Assistant Florida State softball coach Travis Wilson will begin his 11th season at Florida State in 2022 as he leads the Seminole offense and defense. FSU has earned seven ACC regular season/division titles, six ACC tournament championships, eight trips to the NCAA Super Regionals, four appearances in the Women's College World Series and won the 2018 NCAA National Championship, while posting a 484-117-2 record (.803 winning percentage) in his nine years at Florida State. Wilson, along with head coach Lonni Alameda and former assistant coach Craig Snider, earned 2018 NFCA National Coaching Staff of the Year honors.

The Noles have turned their offensive production around under Wilson, as they have had at least 335 runs scored, 460 hits, 50 home runs and 300 RBI in each of the last eight full seasons. When Wilson arrived at Florida State after the 2011 season, the Seminoles had finished the year with 286 runs scored, 40 home runs and 238 RBI. Overall, the top seven home run totals in program history have come during his eight full years at FSU and of the top eight seasons in each offensive category, the following amounts have come since Wilson arrived in 2012 - RBI (7), runs scored (5), doubles (5), walks (5), batting average (.5), stolen bases (3) and hits (2).

In the shortened 2020 season due to the COVID-19 pandemic, the Seminoles played well and posted a 17-7 record, despite having half of the team as newcomers (11-of-22 with six freshmen, three transfers and two redshirt freshmen), as well as playing a competitive schedule with nearly half of FSU's games coming against ranked teams (11-of-24). The Noles ranked 12th in the NCAA in scoring with 6.83 runs per game and were outstanding defensively, recording a .977 fielding percentage to rank 11th in the nation and were fifth in the NCAA with 14 double plays.

Another season of record-setting offense was on display for the Seminoles in 2019, as Florida State finished third in the country with 105 home runs, easily surpassing the previous mark of 76 HRs from 2018. The Noles had seven different players with at least 10 home runs (Sydney Sherrill, Cali Harrod, Carsyn Gordon, Dani Morgan, Elizabeth Mason, Cassidy Davis and Anna Shelnett) and six with 40 or more RBI, as FSU also set a school record with 423 RBI. FSU also set a record with a .330 batting average and a .601 slugging percentage as the Noles finished in the top 20 in the NCAA in six different categories.

Sophomore Sydney Sherrill led the team in six different categories and finished with a .405 batting average, 18 doubles, 16 home runs, 60 RBI, .762 slugging percentage and 75 hits as the infielder earned NFCA First Team All-America honors. Cali Harrod became the only player in the country since at least 2011 (as far back as the NCAA records would go) to record 15+ home runs and 40+ stolen bases in the same season, as the senior shortstop finished with 15 home runs and 43 stolen bases.

Florida State set single-season team records in doubles (115) and home runs (76) in 2018 on its way to its first NCAA National Championship. The Seminoles became the third school in WCWS history to lose its first game of the tournament and come back through the loser's bracket to win the title, joining Texas A&M (1983) and UCLA (2003). In all, the Noles won six elimination games in the NCAA Tournament, to tie an all-time record.

The 115 doubles led the country in 2018 and ranked in a tie for eighth-most in a single season in NCAA history, led by freshman Sydney Sherrill who tallied 29, which set FSU and ACC records and tied for the most in the NCAA. Senior Jessie Warren closed out her impressive career with her third NFCA All-American honor and second-straight ACC Player of the Year accolade. She led the team with a .404 batting average, 21 home runs, 70 RBI and a .836 slugging percentage and was the 2018 WCWS Most Outstanding Player. She finished with FSU and ACC records for home runs (83), RBI (273), runs scored (229) and slugging percentage (.820). The 273 RBI ranks eighth in NCAA history, while the 83 HR are tied for eighth all-time and her .820 slugging percentage is the 13th-best in college softball history.

The offensive production in 2018 came from all over the lineup as 13 different players hit at least one extra-base hit, 13 players scored at least 10+ runs, eight different players had 10+ stolen bases and all nine spots in the batting order had at least one extra-base hit at the 2018 Women's College World Series.

2017 saw the Seminole offense become one of the best in the nation, as Florida State finished in the top 10 in the NCAA in eight different categories, including slugging percentage (fourth - 0.544), on base percentage (fourth - 0.429), scoring (fifth - 6.63) and batting average (seventh - 0.329). FSU set school records with 94 doubles and 71 home runs, and along with its 24 triples became the first team since Notre Dame in 2010 to tally at least 90 doubles, 20 triples and 70 home runs in a season.

Seven different FSU players recorded over 35 RBI in 2017, led by junior Jessie Warren who topped the team with a .413 batting average, 14 doubles, 23 home runs, 68 RBI and a .922 slugging percentage as she earned NFCA First Team All-America honors, along with ACC Player and Defensive Player of the Year accolades.

FSU posted a perfect 24-0 record in ACC play in 2017 for its fifth consecutive regular season conference title, and is one of three Power 5 schools to have an undefeated conference slate - Nebraska (16-0 in 1998) and Iowa (22-0 in 1997).

FSU broke several school records and nearly toppled a few others in 2016 as the Noles established program records with 459 runs scored, 407 RBI and a .323 batting average. The team also finished second in FSU history with 155 stolen bases and 63 home runs, and fourth all-time with 87 doubles.

Redshirt junior Alex Powers and Jessie Warren carried the FSU offense to the 2016 WCWS semifinals, as each were named NFCA All-Americans. Powers, the 2016 ACC Player of the Year, led the team with a .396 batting average and 16 doubles, while adding 16 home runs and 62 runs scored. Warren led the team and finished in the top 10 nationally with 20 home runs, 78 RBI and 72 runs scored, ranking second in FSU history in a single season in all three categories.

The 2016 offense was aggressive and effective as five players had at least 11 stolen bases,



ASSISTANT COACH TRAVIS WILSON



seven players had at least nine doubles and 10 different student-athletes hit a home run en route to an ACC regular season and tournament championship. The Noles set an ACC record with six members on the All-ACC First Team as Powers and Warren were joined by Jessica Burroughs, Ellie Cooper, Meghan King and Morgan Klavemann.

A pair of freshmen led the Seminole offense in 2015 as Jessie Warren earned ACC Freshman of the Year honors and finished with 19 home runs, 57 RBI and 53 runs scored to lead the team. Morgan Klavemann led the team with a .393 batting average and 20 stolen bases as the outfielder also recorded a 26-game hitting streak from March 25 to May 17. The Noles earned the ACC Championship for the second year in a row and advanced to the NCAA Super Regional round for the third consecutive season in 2015.

The 2014 Seminoles reached the Women's College World Series for the first time since 2004, posted a 55-9 record and earned the ACC regular season title with a 24-3 mark. The 24 ACC wins set a new school and ACC record for conference wins in a season and gave the Seminoles the No. 1 seed on their way to winning their 12th ACC Tournament Championship.

Under Wilson's guidance, the Florida State lineup was dangerous from top to bottom and saw many players recognized for their success. Maddie O'Brien set new single-season school records for home runs (24), RBI (83), walks (56) and slugging percentage (.942) on her way to being named an NFCA First Team All-American and ACC Player of the Year. Courtney Senas was named to the NFCA All-Southeast Region First Team would have set school records in home runs (15) and RBI (57) if not for her teammate, as both totals were more than any Seminole had hit prior to the 2014 season.

As a team, the Seminoles set program records in runs scored (400), home runs (65), extra base hits (168), RBI (363), walks (318) and slugging percentage (.493). These marks eclipsed several records that were set during the impressive 2013 campaign that saw FSU reach its first NCAA Super Regional since 2006. Wilson helped Florida State achieve record-breaking numbers in just his second season as the Seminoles shattered the previous home run record of 49 in 2007 by producing 60 round-trippers in 2013. For the first time ever, four Seminoles finished with double-digit home runs including Courtney Senas (14), Kelly Hensley (13), Maddie O'Brien (10) and Celeste Gomez (10).

Florida State's 316 RBIs in 2013 set a school record, topping the previous mark of 313 in 2004. The 2013 squad also set a program record for slugging percentage at .476, were able to win 17 games by mercy rule and recorded 20 games with double-digit base hits. Wilson also oversees the team's fielding and with early-season injuries in 2013 throwing players into makeshift positions, Wilson worked arduously with each infielder and outfielder on their mechanics and created a well-accomplished group that got the job done.

Joining assistant coach Craig Snider as the team's offensive instructors, Wilson helped the Seminoles make strides at the plate in their debut 2012 year. Coaching a youthful unit that included just one everyday senior starter, Wilson also made a great impact on the team's defensive game as it became a sound group in the field.

In 2012, the Seminoles finished the year with a .966 fielding percentage to rank in the upper echelon on a national scale. FSU became an entertaining group to watch defensively as student-athletes such as third baseman Briana Hamilton, shortstop Maddie O'Brien, second baseman Tiffani Brown and centerfielder Courtney Senas made a bevy of highlight-reel plays throughout the season. A fundamentally-sound unit of infielders and outfielders collectively produced both the routine and difficult plays.

It was the solid play of FSU's defensive stalwarts that helped the Seminoles begin the 2012 season with a 16-0 record, the second-best start in school history. The 16-game win streak ties for the 12th longest winning stretch for the program.

Wilson is seen as an excellent instructional mind by FSU's student-athletes, which was evident from the first day of practice in the fall 2011. He is a reliable arm for batting practice who is always offering excellent teaching points to better enlighten each player. Wilson has proven to be an absolute student of the game who utilizes various statistics in his meticulous game-day preparation.

Wilson is a native of New Zealand who has already taken on an important role in recruiting. The baseball, softball and cricket veteran serves as the Seminoles' hitting and fielding coach, using his past success as a player to better serve his student-athletes.

"Travis is from both professional baseball and the New Zealand National Program," head coach Lonni Alameda said when Wilson first arrived in the summer 2011. "From the first time I met Travis I knew he would be a great fit for our program. It is not often you come across someone that has played the same game that the girls do and yet has 10 years of Major League Baseball experience. He is personable and he has won at the highest level of this game from the men's side. He has played every position you can on the field and has been among some of the world's best in men's fastpitch. I believe Travis will be able to relate to the players on a unique level as he stills plays the game. He is excited about this opportunity and can help our program get to the next level."

Alameda's words have become prophetic so far, with Wilson doing an excellent job of working with each student-athlete and enhancing their overall game. In his eight seasons of work, countless players have improved their offense and expanded their defensive abilities through the work of Wilson.

From 1996-2004, Wilson played seven seasons in the Atlanta Braves organization covering all stops from Rookie Ball to Triple-A. He enjoyed much success in his professional stint, being named an All-Star for the Appalachian League (1998), South Atlantic League (1999) and the Carolina League (2000). He was named Carolina League Player of the Year for the Myrtle Beach Pelicans, and led the Grapefruit League in hitting for the Braves during spring training in 2001.

Wilson ended his professional career in 2004 with the Cincinnati Reds' organization in Chattanooga, Tenn. As a softball player in New Zealand for the Black Sox, he made his debut as a 16-year old in 1994 and was named both the New Zealand Softballer of the Year and the Canterbury Softballer of the Year after posting a team-best .396 batting average in 1996. He would earn the Canterbury Player of the Year honor multiple times and become one of his country's biggest softball ambassadors. Wilson also was named the New Zealand Softballer of the Year in 2006, and was voted into the New Zealand Softball Hall of Fame in 2017.

Wilson's most recent baseball stint was as an instructor for the Idaho Falls, a Rookie League team of the Kansas City Royals. His tasks included scouting the Pioneer League, writing reports and utilizing video while communicating with the Royals organization on several prospects. His efforts have helped the Royals claim their status of having the best farm system in Major League Baseball, as asserted by several minor-league publications. On the field, he helped his players develop their infield/outfield skills, base running and hitting mechanics. Wilson also served as expert commentator for the ISF Men's World Softball Series, and was fielding coach and video analyst for the Black Caps of the New Zealand Cricket Association.

From 2015-2017, he served as the assistant coach for the USSSA Pride of the National Pro Fastpitch league, helping the Pride lead the league in the regular season standings and finish second in the postseason in all three seasons.

Wilson is married to his wife, Jill. The two have a son named Tyler and a daughter named Josie.



ASSISTANT COACH TROY CAMERON



Troy Cameron joined the Florida State Softball staff for the 2020 season, coming to Tallahassee after seven years as the high school baseball coach at St. Thomas Aquinas in Fort Lauderdale, Fla.

During Cameron's first full season with the Seminoles in 2021, he helped lead them to the Women's College World Series as they earned a spot in the championship series against Oklahoma. Under his coaching, the Florida State defense recorded 33 double plays in 2021 which led the ACC and was second in the

nation. Florida State was in the top-10 in 11 different statistical categories, including No. 1 in double plays, fielding percentage, shutouts, stolen bases and walks. The Seminoles finished the season with a 49-13-1 record as they ended the season ranked second in the country.



Thrown into the fire immediately in his first season working in softball, Florida State posted a 17-7 record during the shortened 2020 season due to the COVID-19 pandemic, as half of the players on the roster were new like him (11-of-22 with six freshmen, three transfers and two redshirt freshmen) and the Seminoles played nearly half of their games against ranked teams (11-of-24). The Noles earned five ranked wins on the season, including a pair of wins over No. 1 Alabama, road wins at No. 21 Arkansas and No. 22 UCF, along with a win against No. 19 Baylor. FSU finished in the top 35 of the NCAA in 10 different categories, including ranking fifth in double plays (14), 11th in fielding percentage (.977) and 12th in scoring (6.83 runs per game).

A first-round draft pick by the Atlanta Braves in 1997 (29th overall), Cameron played nine years of professional baseball with five different organizations - Atlanta, Cleveland, Colorado, Chicago White Sox and San Diego. Cameron signed a national letter of intent to play college baseball at Florida State under Mike Martin, but pursued professional baseball out of high school after he was drafted in the first round.

Cameron reunited with FSU assistant coach Travis Wilson, as the pair made their professional baseball debuts in Rookie League together with the Danville Braves in 1997. Cameron and Wilson were roommates, as well as teammates, for five different seasons within the Braves organization through Rookie, A and A+ ball from 1997-2001.

Through his nine seasons of professional baseball as an infielder, advancing to AAA with the Portland Beavers, Cameron posted a career batting average of .238 with 782 hits, 178 doubles, 26 triples, 122 home runs, 477 RBI and 496 runs scored.



Along with being the coach of St. Thomas Aquinas, he has worked with USA Baseball in numerous capacities since 2013, including as an assistant on the 15U National Team in 2017, which won the gold medal at the Pan Am Championships and was the manager of the 2019 15U National Team, that won the Gold Medal at the 2019 Pan Am Championships in Mexico.

At the helm of the STA Raiders, Cameron was named the District Coach of the Year in all seven seasons (2013-19), led the Raiders to District Championships and the Regional semifinals each year, including two regional championships (2013 & 2018) and the 2018 FHSAA 8A State Championship. He has coached seven players that have been drafted and are currently playing professional baseball, as well as 49 players that have gone to play college baseball, with 22 at the Division I level.

A graduate of Florida Atlantic in 2012, Cameron has worked in insurance along with coaching baseball at St. Thomas Aquinas. Cameron is married to his wife Lauren, and they have a daughter Jaden and a son Crew.

SOFTBALL SUPPORT STAFF



Charlie Hogan
Academic Advisor



David Lamb
Coaches Video



Jackie Atwater
Nutritionist



Bailey Victoria
Strength and Conditioning



Erika McCort
Strength and Conditioning



Kristin Tubeck
Director of Softball Operations



Frankie Grizzle-Malgrat
Equipment




Eunice Hernandez
Athletic Trainer



Taylor Huddleston
Marketing




Brittany Meade
Facilities and Events



Bryce Te Kulve
Graduate Assistant



Sidney Armstrong
Assistant Director of Operations



Chris Denson
Grounds Crew



Cristian Gonzalez Mendez
Coaches Club



Adam Benvenisty
Compliance



Kaleigh Rafter
Volunteer Coach



Bailey Wagoner
Student Manager



Carley Still
Student Manager



Donella Romano
Student Manager



Macy Mizell
Student Manager



Mikayla Comstock
Student Manager



Cassidy Mehr
Student Manager



2021 FINAL STATISTICS

Record: 49-13-1 Home: 22-3 Away: 18-4-1 Neutral: 9-6 ACC: 26-5-1

Player	avg	gp-gs	ab	r	h	2b	3b	hr	rbi	tb	slg%	bb	hp	so	gdp	ob%	sf	sh	sb-att	po	a	e	fld%	
24 Sydney Sherrill	.304	63-63	168	47	51	15	1	2	34	74	.440	51	1	21	1	.464	2	0	15-17	67	121	5	.974	
9 Devyn Flaherty	.281	63-63	185	39	52	8	0	5	22	75	.405	24	1	39	2	.365	1	0	19-19	74	118	11	.946	
8 Kalei Harding	.278	62-58	176	29	49	10	3	6	42	83	.472	21	1	35	1	.357	1	0	10-11	46	8	5	.915	
70 Cassidy Davis	.269	61-59	145	21	39	9	1	9	28	77	.531	28	0	39	1	.381	3	0	1-1	7	1	0	1.000	
1 Dani Morgan	.256	60-59	160	28	41	4	1	3	30	56	.350	12	6	20	0	.330	1	4	14-16	61	4	1	.985	
5 Elizabeth Mason	.230	63-63	191	34	44	9	0	10	36	83	.435	18	0	29	1	.291	4	0	18-18	446	7	6	.987	
13 Anna Shelnutt	.206	63-63	165	19	34	3	0	6	25	55	.333	17	2	28	2	.288	0	4	1-2	354	31	0	1.000	
10 Josie Muffley	.199	63-63	136	22	27	4	0	1	18	34	.250	13	16	16	2	.339	0	8	10-12	63	89	13	.921	

6 Kaley Mudge	.333	57-22	90	18	30	6	0	0	7	36	.400	6	0	6	0	.367	2	1	7-9	52	0	1	.981	
4 Jahni Kerr	.308	4-4	13	2	4	0	0	2	3	10	.769	1	0	2	0	.357	0	0	0-1	5	1	0	1.000	
11 Carson Saabye	.286	13-0	7	3	2	1	0	0	1	3	.429	3	0	2	0	.455	1	0	0-0	0	0	0	.000	
26 D'Aun Riggs	.269	38-8	26	15	7	0	0	0	2	7	.269	3	0	5	0	.345	0	0	9-11	10	0	0	1.000	
7 Kiersten Landers	.262	45-38	107	21	28	5	0	2	14	39	.364	9	5	13	0	.347	0	1	13-15	30	1	0	1.000	
20 Kaia LoPreste	.208	27-2	24	5	5	2	0	0	4	7	.292	2	0	8	0	.269	0	0	0-0	42	2	0	1.000	
17 Emma Wilson	.143	4-2	7	1	1	0	0	1	3	4	.571	0	0	1	0	.143	0	0	0-0	0	2	0	1.000	
31 Danielle Watson	.000	1-0	0	0	0	0	0	0	0	0	.000	0	0	0	0	.000	0	0	0-0	5	10	0	1.000	
32 Kathryn Sandercock	.000	1-1	0	0	0	0	0	0	0	0	.000	0	0	0	0	.000	0	0	0-0	3	53	2	.966	
2 Maegan Tomlinson	.000	1-0	0	0	0	0	0	0	0	0	.000	0	0	0	0	.000	0	0	0-0	0	0	0	.000	
Totals	.259	63	1600	304	414	76	6	47	269	643	.402	208	32	264	10	.353	15	18	117-132	1268	462	44	.975	
Opponents	.198	63	1523	129	302	41	4	34	122	453	.297	112	17	382	22	.260	8	21	22-33	1211	433	74	.957	

LOB - Team (358), Opp (284). DPs turned - Team (33), Opp (27). IBB - Team (0), Opp (4). Picked off - Flaherty, D. 1.

(All games Sorted by Earned run avg)

Player	era	w-l	app	gs	cg	sho	sv	ip	h	r	er	bb	so	2b	3b	hr	b/avg	wp	hp	bk	sfa	sha		
32 Kathryn Sandercock	1.25	27-4	43	26	10	5/7	2	178.2	121	46	32	28	127	15	2	8	.191	4	4	0	5	10		
12 Caylan Arnold	1.79	10-6	32	23	0	0/10	1	129.0	92	36	33	33	140	8	1	12	.197	3	9	0	2	8		
31 Danielle Watson	2.62	12-2	32	12	3	2/6	1	93.1	66	37	35	41	98	13	1	13	.195	9	4	0	1	2		

17 Emma Wilson	2.37	0-1	19	2	0	0/9	0	20.2	21	7	7	7	17	5	0	1	.259	1	0	0	0	1		
22 Brianna Enter	21.00	0-0	2	0	0	0/1	0	1.0	2	3	3	3	0	0	0	0	.400	0	0	0	0	0		
Totals	1.82	49-13	63	63	13	21/14	4	422.2	302	129	110	112	382	41	4	34	.198	17	17	0	8	21		
Opponents	4.27	13-49	63	63	26	5/1	0	403.2	414	304	246	208	264	76	6	47	.259	28	32	0	15	18		

PB - Team (6), Shelnutt, A. 5, LoPreste, K. 1, Opp (12). Pickoffs - Team (0), Opp (1). SBA/ATT - Shelnutt, A. (22-30), Arnold, C. (10-15), Sandercock K (6-10), Watson, D. (6-7), LoPreste, K. (0-2), Wilson, E. (0-1).



2021 TEAM GAME HIGHS

TEAM GAME HIGHS

Batting

At bats:	41	-	Florida State (vs Louisville, Apr 25, 2021)
Runs scored:	14	-	Florida State (vs Pittsburgh, May 8, 2021)
Hits:	17	-	Missouri (vs Florida State, Feb 13, 2021)
RBI:	13	-	Florida State (vs Pittsburgh, May 8, 2021)
	13	-	Florida State (vs Syracuse, Apr 18, 2021)
Doubles:	5	-	Florida State (vs Pittsburgh, May 8, 2021)
	5	-	Florida State (vs Notre Dame, Apr 04, 2021)
Triples:	1	-	(10 times)
Home runs:	6	-	Florida State (vs Syracuse, Apr 17, 2021)
Total bases:	30	-	Florida State (vs Syracuse, Apr 18, 2021)
Walks:	7	-	(5 times)
Strikeouts:	13	-	Arizona (vs Florida State, Mar 12, 2021)
Sac hits:	2	-	(7 times)
Sac flies:	2	-	(4 times)
Stolen bases:	9	-	Florida State (vs Georgia Tech, Feb 19, 2021)
Caught stealing:	2	-	Florida State (vs Boston College, Mar 27, 2021)
	2	-	Duke (vs Florida State, Apr 09, 2021)
Hit by pitch:	2	-	(8 times)
Runners LOB:	12	-	Florida State (vs Louisville, Apr 25, 2021)
Hit into DP:	3	-	Missouri (vs Florida State, Feb 13, 2021)

Fielding

Putouts:	33	-	Florida State (vs Louisville, Apr 25, 2021)
	33	-	Louisville (vs Florida State, Apr 25, 2021)
Assists:	19	-	Florida State (vs Louisville, Apr 25, 2021)
Errors:	4	-	Oklahoma State (vs Florida State, Jun 05, 2021)
	4	-	Pittsburgh (vs Florida State, May 7, 2021)
Passed balls:	3	-	Memphis (vs Florida State, Feb 12, 2021)
DPs turned:	3	-	Florida State (vs Missouri, Feb 13, 2021)

Pitching

Innings pitched:	11.0	-	Florida State (vs Louisville, Apr 25, 2021)
	11.0	-	Louisville (vs Florida State, Apr 25, 2021)
Strikeouts:	13	-	Florida State (vs Arizona, Mar 12, 2021)
Wild pitches:	3	-	Florida State (vs Oklahoma, Jun 08, 2021)
	3	-	Oklahoma State (vs Florida State, Jun 05, 2021)
Hit batters:	2	-	(8 times)



2021 INDIVIDUAL GAME HIGHS

INDIVIDUAL GAME HIGHS

Batting

At bats:	5	-	(8 times)
Runs scored:	3	-	(5 times)
Hits:	5	-	Kaley Mudge vs Alabama (Jun 07, 2021 at Oklahoma City, Okla.)
RBIs:	5	-	Dani Morgan at Syracuse (Apr 18, 2021)
Doubles:	2	-	(5 times)
Triples:	1	-	(6 times)
Home runs:	2	-	(5 times)
Total bases:	8	-	(5 times)
Walks:	3	-	Anna Shelnutt vs Florida (Mar 06, 2021)
	3	-	Cassidy Davis vs Kennesaw State (May 21, 2021)
Strikeouts:	3	-	(7 times)
Sac hits:	1	-	(18 times)
Sac flies:	1	-	(15 times)
Stolen bases:	3	-	Josie Muffley vs Georgia Tech (Feb 19, 2021)
Hit by pitch:	2	-	Josie Muffley at Auburn (Mar 20, 2021)
Caught stealing:	1	-	(15 times)
Runners LOB:	6	-	Kalei Harding at Louisville (Apr 25, 2021)

Fielding

Putouts:	14	-	Elizabeth Mason vs Oklahoma (Jun 10, 2021 at Oklahoma City, Okla.)
Assists:	6	-	Josie Muffley vs Arizona (Mar 11, 2021)
	6	-	Sydney Sherrill at Auburn (Mar 21, 2021)
	6	-	Devyn Flaherty vs Oklahoma (Jun 10, 2021 at Oklahoma City, Okla.)
Errors:	2	-	(4 times)
Passed balls:	1	-	(6 times)

Pitching

Innings pitched:	7.0	-	(11 times)
Runs allowed:	6	-	Kathryn Sandercock vs Missouri (Feb 13, 2021)
Earned runs:	6	-	Kathryn Sandercock vs Missouri (Feb 13, 2021)
Walks allowed:	4	-	Danielle Watson at Florida (Mar 05, 2021)
	4	-	Caylan Arnold at Syracuse (Apr 18, 2021)
	4	-	Caylan Arnold vs NC State (Apr 30, 2021)
Strikeouts:	10	-	Caylan Arnold vs Arizona (Mar 12, 2021)
Hits allowed:	10	-	Danielle Watson vs NC State (May 01, 2021)
Doubles allowed:	2	-	Danielle Watson vs Memphis (Feb 13, 2021)
	2	-	Emma Wilson vs Missouri (Feb 13, 2021)
	2	-	Danielle Watson vs Georgia Tech (Feb 18, 2021)
Triples allowed:	1	-	(4 times)
Homers allowed:	2	-	(6 times)
Wild pitches:	3	-	Danielle Watson vs Oklahoma (Jun 08, 2021 at Oklahoma City, Okla.)
Hit batters:	1	-	(17 times)

2021 GAME-BY-GAME RESULTS

Date	Opponent	Score	Inns	Overall	ACC	Pitcher of record	Attend	Time
Feb 12, 2021	MEMPHIS	w 9-0	5	1-0-0	0-0-0	Sandercock K (W 1-0)	173	1:36
Feb 12, 2021	#24 MISSOURI	w 9-2	7	2-0-0	0-0-0	Watson, D. (W 1-0)	173	2:13
Feb 13, 2021	MEMPHIS	w 3-2	7	3-0-0	0-0-0	Arnold, C. (W 1-0)	161	2:34
Feb 13, 2021	#24 MISSOURI	L 5-9	7	3-1-0	0-0-0	Wilson, E. (L 0-1)	161	2:40
* Feb 18, 2021	at Georgia Tech-1	w 8-1	7	4-1-0	1-0-0	Watson, D. (W 2-0)	88	4:10
* Feb 18, 2021	at Georgia Tech-2	w 7-3	7	5-1-0	2-0-0	Arnold, C. (W 2-0)	88	7:00
* Feb 19, 2021	at Georgia Tech	w 5-4	7	6-1-0	3-0-0	Watson, D. (W 3-0)	88	2:09
* Feb 20, 2021	vs #14 Virginia Tech-1	w 7-1	7	7-1-0	4-0-0	Sandercock K (W 2-0)	88	2 ho
* Feb 20, 2021	vs #14 Virginia Tech-2	L 1-9	5	7-2-0	4-1-0	Arnold, C. (L 2-1)	88	1:45
* Feb 21, 2021	vs #14 Virginia Tech	L 0-6	7	7-3-0	4-2-0	Sandercock K (L 2-1)	88	2:11
Feb 26, 2021	FLORIDA GULF COAST	w 7-0	7	8-3-0	4-2-0	Sandercock K (W 3-1)	187	1:47
Feb 27, 2021	FLORIDA GULF COAST	w 4-1	7	9-3-0	4-2-0	Sandercock K (W 4-1)	192	2:02
Feb 27, 2021	SE LOUISIANA	w 3-0	7	10-3-0	4-2-0	Arnold, C. (W 3-1)	199	1:57
Mar 05, 2021	at #5 Florida	L 0-5	7	10-4-0	4-2-0	Arnold, C. (L 3-2)	452	2:04
Mar 06, 2021	#5 FLORIDA	w 7-2	7	11-4-0	4-2-0	Sandercock K (W 5-1)	230	2:20
Mar 11, 2021	#2 ARIZONA	w 4-2	7	12-4-0	4-2-0	Sandercock K (W 6-1)	164	2:00
Mar 12, 2021	#2 ARIZONA	L 0-1	7	12-5-0	4-2-0	Arnold, C. (L 3-3)	195	2:32
Mar 13, 2021	#2 ARIZONA	w 2-0	7	13-5-0	4-2-0	Arnold, C. (W 4-3)	201	1:57
Mar 20, 2021	vs Kennesaw State	w 11-0	5	14-5-0	4-2-0	Arnold, C. (W 5-3)	370	1:29
^ Mar 20, 2021	at #22 Auburn	w 10-1	5	15-5-0	4-2-0	Sandercock K (W 7-1)	370	1:48
Mar 21, 2021	vs Kennesaw State	w 3-2	7	16-5-0	4-2-0	Sandercock K (W 8-1)	370	1:48
^ Mar 21, 2021	at #22 Auburn	L 1-2	7	16-6-0	4-2-0	Arnold, C. (L 5-4)	370	1:56
* Mar 26, 2021	at Boston College-1	w 3-2	7	17-6-0	5-2-0	Sandercock K (W 9-1)	-	1:37
* Mar 26, 2021	at Boston College-2	w 5-0	7	18-6-0	6-2-0	Arnold, C. (W 6-4)	50	1:55
* Mar 27, 2021	at Boston College-1	w 4-1	7	19-6-0	7-2-0	Sandercock K (W 10-1)	50	2:02
* Mar 27, 2021	at Boston College-2	w 10-2	5	20-6-0	8-2-0	Arnold, C. (W 7-4)	50	1:48
* Apr 02, 2021	NOTRE DAME	w 3-1	7	21-6-0	9-2-0	Sandercock K (W 11-1)	196	2:02
* Apr 03, 2021	NOTRE DAME-1	w 8-0	6	22-6-0	10-2-0	Watson, D. (W 4-0)	229	2:13
* Apr 03, 2021	NOTRE DAME-2	w 8-0	5	23-6-0	11-2-0	Sandercock K (W 12-1)	229	1:15
* Apr 04, 2021	NOTRE DAME	w 5-0	7	24-6-0	12-2-0	Arnold, C. (W 8-4)	186	2:11
* Apr 09, 2021	#20 DUKE	w 5-0	7	25-6-0	13-2-0	Sandercock K (W 13-1)	198	2:28
* Apr 10, 2021	#20 DUKE	w 3-0	7	26-6-0	14-2-0	Watson, D. (W 5-0)	219	1:56
* Apr 11, 2021	#20 DUKE	w 4-3	7	27-6-0	15-2-0	Sandercock K (W 14-1)	201	2:25
* Apr 17, 2021	at Syracuse-1	w 7-3	7	28-6-0	16-2-0	Sandercock K (W 15-1)	-	3:10
* Apr 17, 2021	at Syracuse-2	w 9-0	6	29-6-0	17-2-0	Arnold, C. (W 9-5)	-	5:33
* Apr 18, 2021	at Syracuse-1	w 3-2	(8)	30-6-0	18-2-0	Sandercock K (W)	-	2:15
* Apr 18, 2021	at Syracuse-2	w 13-1	6	31-6-0	19-2-0	Watson, D. (W 6-0)	-	1:50
* Apr 23, 2021	at Louisville-1	w 10-0	7	32-6-0	20-2-0	Sandercock K (W 17-1)	-	1:55
* Apr 23, 2021	at Louisville-2	L 1-5	7	32-7-0	20-3-0	Arnold, C. (L 9-5)	192	1:52
* Apr 25, 2021	at Louisville-1	w 9-0	5	33-7-0	21-3-0	Sandercock K (W 18-1)	-	1:30
* Apr 25, 2021	at Louisville-2	T 0-0	(12)	33-7-1	21-3-1	None	347	3:00
* Apr 30, 2021	NC STATE	w 2-1	7	34-7-1	22-3-1	Watson, D. (W 7-0)	180	2:22
* May 01, 2021	NC STATE-1	w 6-1	7	35-7-1	23-3-1	Sandercock K (W 19-1)	-	2:01
* May 01, 2021	NC STATE-2	L 2-5	7	35-8-1	23-4-1	Watson, D. (L 7-1)	234	1:57
* May 02, 2021	NC STATE	w 4-1	7	36-8-1	24-4-1	Sandercock K (W 20-1)	182	2:12
* May 7, 2021	at Pittsburgh	L 5-6	7	36-9-1	24-5-1	Arnold, C. (L 9-6)	102	8:26
* May 8, 2021	at Pittsburgh-2	w 14-0	5	37-9-1	25-5-1	Watson, D. (W 8-1)	102	1:55
* May 8, 2021	at Pittsburgh-1	w 5-4	7	38-9-1	26-5-1	Sandercock K (W 21-1)	102	2:41
May 13, 2021	vs NC State	w 2-0	7	39-9-1	26-5-1	Sandercock K (W 22-1)	266	1:42
May 14, 2021	vs #21 Duke	L 3-4	7	39-10-1	26-5-1	Sandercock K (L 22-2)	292	2:05
May 21, 2021	KENNESAW STATE	w 6-2	7	40-10-1	26-5-1	Watson, D. (W 9-1)	831	1:45
May 22, 2021	UCF	w 3-0	7	41-10-1	26-5-1	Arnold, C. (W 10-6)	0	2:20
May 23, 2021	UCF	w 2-0	7	42-10-1	26-5-1	Sandercock K (W 23-2)	786	2:00
May 27, 2021	at #16 LSU	w 1-0	7	43-10-1	26-5-1	Sandercock K (W 24-2)	2339	1:58
May 28, 2021	at #16 LSU	w 4-3	(9)	44-10-1	26-5-1	Watson, D. (W 10-1)	2410	2:54
Jun 03, 2021	vs #2 UCLA	L 0-4	7	44-11-1	26-5-1	Sandercock K (L 24-3)	10216	2:13
Jun 05, 2021	vs #11 Arizona	w 4-3	7	45-11-1	26-5-1	Sandercock K (W 25-3)	11776	2:31
Jun 05, 2021	vs #5 Oklahoma State	w 4-2	7	46-11-1	26-5-1	Sandercock K (W 26-3)	12235	2:28
Jun 06, 2021	vs #3 Alabama	w 2-0	7	47-11-1	26-5-1	Sandercock K (W 27-3)	12370	4:52
Jun 07, 2021	vs #3 Alabama	w 8-5	7	48-11-1	26-5-1	Watson, D. (W 11-1)	9916	2:40
Jun 08, 2021	vs #1 Oklahoma	w 8-4	7	49-11-1	26-5-1	Watson, D. (W 12-1)	12173	2:48
Jun 09, 2021	vs #1 Oklahoma	L 2-6	7	49-12-1	26-5-1	Sandercock K (L 27-4)	12115	2:28
Jun 10, 2021	vs #1 Oklahoma	L 1-5	7	49-13-1	26-5-1	Watson, D. (L 12-2)	10830	2:13

* = Conference game

() extra inning game



LAST TIME IT HAPPENED

TEAM	
Defeated a No. 1 team	vs. No. 1 Oklahoma (8-4) - WCWS, June 8, 2021
Defeated a top-five team	vs. No. 1 Oklahoma (8-4) - WCWS, June 8, 2021
Defeated a top-10 team	vs. No. 1 Oklahoma (8-4) - WCWS, June 8, 2021
Defeated a top-25 team	vs. No. 1 Oklahoma (8-4) - WCWS, June 8, 2021
Won when trailing after six innings	at No. 15 LSU (4-3), May 28, 2021
Lost when leading after six innings	vs. No. 21 Duke (Led 3-2 after 6), May 14, 2021
Scored 10-14 runs	at Pittsburgh (14-0), May 8, 2021
Scored 15-19 runs	vs. Detroit Mercy (16-0), March 8, 2020
Scored 20 or more runs	vs. Detroit Mercy (22-0), February 8, 2020
Allowed 5-9 runs	at Pittsburgh (5-6), May 7, 2021
Allowed 10-14 runs	at Louisville (9-10), April 8, 2019
Allowed 15 or more runs	vs. No. 13 Michigan - NCAA Super Regionals (3-17), May 22, 2014
Recorded 10-14 hits	at Pittsburgh (12), May 8, 2021
Recorded 15 or more hits	vs. Detroit Mercy (15), February 8, 2020
Hit five doubles	at Pittsburgh, May 8, 2021
Hit six doubles	vs. Samford, February 24, 2019
Hit seven or more doubles	at Georgia Tech (7), April 1, 2018
Hit two triples	vs. Florida A&M (10-2), February 12, 2020
Hit three or more triples	vs. No. 19 Louisiana (3), April 4, 2018
Hit three home runs	at No. 22 UCF, March 4, 2020
Hit four home runs	vs. Detroit Mercy, February 8, 2020
Hit five or more home runs	at Syracuse (6), April 17, 2021
Hit back-to-back home runs	at Syracuse (Anna Shelnett and Cassidy Davis), April 17, 2021
Hit three consecutive home runs	vs. USF - NCAA Regionals (Cali Harrod, Carsyn Gordon and Sydney Sherrill), May 18, 2019
Hit four consecutive home runs	vs. USF - NCAA Regionals (Zoe Casas, Cali Harrod, Carsyn Gordon and Sydney Sherrill), May 18, 2019
Hit three home runs in an inning	at Syracuse (Anna Shelnett, Cassidy Davis and Devyn Flaherty), April 17, 2021
Hit four home runs in an inning	vs. USF - NCAA Regionals (Zoe Casas, Cali Harrod, Carsyn Gordon and Sydney Sherrill - fifth inning), May 18, 2019
Stole six bases	vs. No. 20 Duke, April 9, 2021
Stole seven bases	vs. Toledo, March 2, 2019
Stole eight or more bases	8 vs. No. 20 Duke, April 11, 2021
Drew 10 or more walks	vs. Jacksonville State (10) - NCAA Regionals, May 20, 2018
Did not draw a walk	vs. NC State, May 1, 2021
Did not strikeout	at Boston College, March 26, 2021
Shutout a team	vs. No. 3 Alabama, June 6, 2021
Was shutout	vs. No. 2 UCLA, June 3, 2021
Pitched a no-hitter	vs. Boston College (Caylan Arnold, Danielle Watson, Emma Wilson), March 26, 2021
Pitched a perfect game	vs. Northern Iowa (Meghan King & Cassidy Davis), 9-0 in five innings, February 23, 2018
Was no-hit	vs. No. 6 Oregon (Megan Kleist), FSU won 2-1, March 4, 2018


INDIVIDUAL	
Recorded five or more at bats	Kaley Mudge (5), vs. No. 1 Oklahoma June 8, 2021
Scored four or more runs in a game	Sydney Sherrill (4), vs. Detroit Mercy, February 8, 2020
Had four or more hits in a game	Kaley Mudge (5), vs. No. 1 Oklahoma June 8, 2021
Had at least a 10-game hitting streak	Cassidy Davis (10), April 4-25, 2021
Had at least a 15-game hitting streak	Makinzy Herzog (15), March 2-20, 2019
Hit two doubles in a game	Kaley Mudge and Devyn Flaherty (2) at Pittsburgh, May 8, 2021
Hit three or more doubles in a game	Carsyn Gordon (3), at Georgia Tech, April 1, 2018
Hit two or more triples in a game	Dani Morgan (2), at Syracuse, April 8, 2017
Hit two or more home runs in a game	Cassidy Davis (2), vs. UCF, May 22, 2021
Hit two or more home runs in an inning	Anna Shelnett (three-run, grand slam - third inning), vs. Virginia - ACC, May 11, 2017
Hit a grand slam	Anna Shelnett vs. Boston College, March 26, 2021
Hit for the cycle	Ashley Stager, vs. Virginia, May 1, 2010
Hit a walk-off home run	Kalei Harding vs. Notre Dame, April 3, 2021
Hit an inside-the-park home run	Carsyn Gordon (solo), vs. Auburn (2-1 in 8 inn) - NCAA Regionals, May 19, 2018
Stole home	Morgan Noah, vs. Toledo, March 2, 2019
Stole three bases in a game	Josie Muffley at Georgia Tech, February 19, 2021
Stole four bases or more in a game	Cali Harrod (4), at North Florida, March 10, 2018
Drew three walks in a game	Cassidy Davis, vs. Kennesaw State, May 21, 2021
Drew four or more walks in a game	Sydney Sherrill (4), at No. 22 UCF, March 4, 2020
Was hit by at least two pitches in a game	Josie Muffley (2), vs. Auburn, March 21, 2021
Recorded five RBIs in a game	Dani Morgan, vs. Syracuse, April 18, 2021
Recorded six RBIs in a game	Cassidy Davis, vs. Troy, March 21, 2018
Recorded seven or more RBI in a game	Anna Shelnett (7), vs. Virginia - ACC, May 11, 2017
Two players had four or more RBI in a game	Cassidy Davis (6) and Sydney Sherrill (4), vs. Troy, March 21, 2018
Three players had four or more RBI in a game	Ellie Cooper (5), Alex Powers (4) and Carsyn Gordon (4), at Syracuse, April 8, 2017
First career hit was a home run	Emma Wilson, vs. Louisville, April 23, 2021
Pitched a no-hitter	Meghan King, vs. NC State, March 22, 2019
Pitched a perfect game	Meghan King and Cassidy Davis, vs. Northern Iowa, February 23, 2018
Had 10-14 strikeouts	Caylan Arnold (10) vs. No. 2 Arizona (2-0), March 13, 2021
Had 15 or more strikeouts	Lacey Waldrop (18), at Florida, March 27, 2013
Won 10-14 consecutive decisions	Kathryn Sandercock (14), February 26, 2021 to April 18, 2021
Won 15-20 consecutive decisions	Kathryn Sandercock (16), February 8, 2019 to February 15, 2020
Won 20 or more consecutive decisions	Meghan King (22), April 28, 2018 to March 6, 2019

HALL OF FAME AND ALL-AMERICANS

THE FSU SOFTBALL PROGRAM BOASTS 53 ALL-AMERICANS, AMONG 35 STUDENT-ATHLETES, INCLUDING 13 WHO HAVE EARNED MULTIPLE ALL-AMERICA ACCOLADES



Serita Brooks
2nd Team, 2000



Jessica Burroughs
3rd Team, 2016
1st Team, 2017



Susan Buttery
2nd Team, 1993




Myssi Calkins
2nd Team, 1996
3rd Team, 1997



Darby Cottle-Veazey
1st Team, 1981
1st Team, 1982



Danielle Cox
1st Team, 1999



Tiffany Daniels
2nd Team, 1987
2nd Team, 1989



Lisa Davidson
1st Team, 1993



Natalie Drouin
1982



Renee Espinoza
2nd Team, 1996




Kristy Fuentes
3rd Team, 1997



Toni Gutierrez
2nd Team, 1992



Sarah Hamilton
3rd Team, 2009



Kylee Hanson
2nd Team, 2018



Casey Hunter
2nd Team, 2004



Meghan King
2nd Team, 2019



Morgan Klaevemann
2nd Team, 2017




Christy Larsen
3rd Team, 1991




Cindy Lawton
3rd Team, 1995



Marla Looper
3rd Team, 1993



Leslie Malerich
3rd Team, 2001



Maddie O'Brien
1st Team, 2014



Susan Painter
1982



Alex Powers
2nd Team, 2016
3rd Team, 2017



Toni Robinette
1982



Kathryn Sandercock
2nd Team, 2021



Sydney Sherrill
3rd Team, 2018
1st Team, 2019



Jan Sikes
1st Team, 1981
1st Team, 1982



Brandi Stuart
1st Team, 2002
2nd Team, 2003



Jessica van der Linden
1st Team, 2003
1st Team, 2004



Elisa Vasquez
3rd Team, 2003



Lacey Waldrop
3rd Team, 2013
1st Team, 2014
3rd Team, 2015



Jessie Warren
2nd Team, 2016
1st Team, 2017
2nd Team, 2018



Shamalene Wilson
2nd Team, 1994
3rd Team, 1995
1st Team, 1996



Veronica Wootson
2nd Team, 2004
1st Team, 2006
3rd Team, 2007

Florida State University Athletics Hall of Fame

Retired Jerseys

DARBY COTTLE Inducted 1988	JULIE LARSEN Inducted 1995	SUSAN PAINTER Inducted 2000	SHAMALENE WILSON Inducted 2002	LISA DAVIDSON Inducted 2005	JAN SIKES Inducted 2008
DANIELLE COX Inducted 2009	JOANNE GRAF Inducted 2013	JESSICA VAN DER LINDEN Inducted 2014	BRANDI STUART Inducted 2015	VERONICA WOOTSON Inducted 2018	





HONORS AND AWARDS

ALL-REGION

1982 Darby Cottle, Toney Donaldson, Natalie Drouin, Susan Painter, Toni Robinette, Kelly Shaw, Jan Sikes
 1984 Greta Bahn, Laurie Holler - 1st team
 Teresa Collins - 2nd team
 1985 Greta Bahn, Laurie Holler, Tina Kyler, Julie Larsen - 1st team
 1986 Carolyn Fiero, Julie Larsen - 1st team
 Laurie Holler - 2nd team
 1987 Tiffany Daniels, Carolyn Fiero, Julie Larsen - 1st team
 1988 Tiffany Daniels, Christy Larsen - 1st team
 Julie Larsen - 2nd team
 1989 Debbie DeJohn, Christy Larsen, Lori Crouse - 1st team
 1990 Christy Larsen, Penny Siqueiros - 1st team
 Debbie DeJohn, Julie Rice - 2nd team
 Christy Larsen - 1st team
 1991 Susan Buttery, Toni Gutierrez - 1st team
 Leslie Adams, Shannan Mitchem, Penny Siqueiros - 2nd team
 Leslie Barton - Honorable Mention
 1993 Lisa Davidson, Marla Looper, Leslie Adams, Susan Buttery - 1st team
 Leslie Barton, Toni Gutierrez - 2nd team
 1994 Marla Looper, Laurie Shepard, Shamalene Wilson - 1st team
 Rebecca Aase, Lisa Davidson, Cindy Lawton - 2nd team
 1995 Renee Espinoza, Kristy Hull, Cindy Lawton, Laurie Shepard, Shamalene Wilson - 1st team
 1996 Myssi Calkins, Renee Espinoza, Shamalene Wilson - 1st team
 Kristy Hull - 2nd team
 1997 Myssi Calkins, Kristy Fuentes, Misty Molin - 1st team
 Wendy Braye, Kristy Hull - 2nd team
 1998 Dana Bailey, Corrie Williams - 1st team
 Christy Cerecedes, Kristy Hull, Jennifer White - 2nd team
 1999 Danielle Cox - 1st team
 Christy Cerecedes - 2nd team
 2000 Staci Brandon, Serita Brooks - 1st team
 Leslie Malerich - 2nd team
 2001 Leslie Malerich, Jennifer White-Cody, Robyn Gauger - 1st team
 Serita Brooks, Brandi Stuart, Kimmy Carter - 2nd team
 2002 Brandi Stuart - 1st team
 Jessica van der Linden, Kimmy Carter - 2nd team
 2003 Elisa Vasquez, Brandi Stuart, Jessica van der Linden - 1st team
 Casey Hunter - 2nd team
 2004 Jessica van der Linden, Casey Hunter, Veronica Wootson, Elisa Vasquez - 1st team
 Natasha Jacob, Lesley Palmer - 2nd team
 2006 Yuruby Alicart, Natasha Jacob, Veronica Wootson - 1st team
 2007 Veronica Wootson, Yuruby Alicart - 1st team
 Whitney Buckmon, Carly Wynn - 2nd team
 2009 Sarah Hamilton, Kaleigh Rafter - 1st team
 2010 Sarah Hamilton, Carly Wynn - 2nd team
 2012 Tiffani Brown, Shayla Jackson - 2nd team
 2013 Morgan Bullock, Lacey Waldrop - 2nd team
 2014 Maddie O'Brien, Courtney Senas, Lacey Waldrop - 1st team
 2015 Lacey Waldrop - 1st team
 Jessie Warren - 2nd team
 Morgan Klaevemann - 3rd team
 2016 Alex Powers - 1st Team
 Jessica Burroughs, Ellie Cooper, Jessie Warren - 2nd Team
 Morgan Klaevemann - 3rd Team
 2017 Jessica Burroughs, Alex Powers, Jessie Warren,

Morgan Klaevemann - 1st Team
 Sydney Broderick - 2nd Team
 Meghan King - 3rd Team
 2018 Kylee Hanson, Carsyn Gordon - 1st team
 Jessie Warren, Sydney Sherrill - 2nd team
 Meghan King - 3rd team
 2019 Meghan King, Carsyn Gordon, Dani Morgan, Elizabeth Mason - 1st team
 Sydney Sherrill, Cali Harrod, Makinzy Herzog, Cassidy Davis - 2nd team

ALL-ATLANTIC COAST CONFERENCE

1992 Rebecca Aase, Leslie Adams, Susan Buttery
 1993 Rebecca Aase, Leslie Barton, Susan Buttery, Lori Crouse - 1st team
 1994 Lisa Davidson, Marla Looper, Shamalene Wilson
 1995 Wendy Braye, Renee Espinoza, Kristy Fuentes, Cindy Lawton, Misty Molin, Laurie Shepard, Shamalene Wilson, Niki Zenger
 1996 Myssi Calkins, Renee Espinoza, Shamalene Wilson
 1997 Wendy Braye, Myssi Calkins, Kristy Fuentes, Kristy Hull, Misty Molin
 1998 Dana Bailey, Kristy Hull, Jesse McGregor, Stacy Venable
 1999 Danielle Cox, Stacy Venable
 2000 Staci Brandon, Serita Brooks, Leslie Malerich, Brandi Stuart
 2001 Serita Brooks, Robyn Gauger, Leslie Malerich, Brandi Stuart, Jessica van der Linden
 2002 Kimmy Carter, Jessica van der Linden, Leslie Malerich, Brandi Stuart
 2003 Brandi Stuart, Casey Hunter, Elisa Vasquez, Jessica van der Linden, Tatiana George
 2004 Casey Hunter, Natasha Jacob, Elisa Vasquez, Jessica van der Linden, Beth Wade, Veronica Wootson
 2005 Natasha Jacob - 1st team
 Casey Hunter, Melissa Wood - 2nd team
 2006 Yuruby Alicart, Natasha Jacob, Veronica Wootson - 1st team
 LaShaun Davis - 2nd team
 2007 Yuruby Alicart - 1st team
 Monica Montez, Whitney Buckmon, Tiffany McDonald, Veronica Wootson - 2nd team
 2008 Carly Wynn - 1st team
 Whitney Buckmon, Tiffany McDonald, Brittany Osmon - 2nd team
 2009 Sarah Hamilton, Kaleigh Rafter - 1st team
 Terese Gober, Carly Wynn - 2nd Team
 2010 Carly Wynn - 1st Team
 Sarah Hamilton, Terese Gober, Ashley Stager - 2nd team
 2011 Sarah Hamilton, Shayla Jackson, Jen Lapicki - 2nd Team
 2012 Briana Hamilton, Tiffani Brown, Monica Perry - 1st Team
 Lacey Waldrop - 2nd Team
 2013 Victoria East, Courtney Senas, Lacey Waldrop, Monica Perry - 1st team
 Morgan Bullock - 2nd Team
 2014 Maddie O'Brien, Courtney Senas, Lacey Waldrop - 1st team
 Jessica Burroughs - 2nd team
 Victoria East, Briana Hamilton - 3rd team
 2015 Morgan Klaevemann, Lacey Waldrop, Jessie Warren - 1st team
 Jessica Burroughs, Ellie Cooper, Maddie O'Brien - 2nd team
 2016 Jessica Burroughs, Ellie Cooper, Morgan Klaevemann, Meghan King, Alex Powers, Jessie Warren - 1st team
 Carsyn Gordon - 2nd team
 2017 Jessie Warren, Jessica Burroughs, Morgan Klaevemann, Alex Powers,

Meghan King, Sydney Broderick - 1st team
 Cali Harrod - 2nd team
 Dani Morgan - All-Freshman Team
 2018 Kylee Hanson, Zoe Casas, Meghan King, Jessie Warren, Sydney Sherrill - 1st team
 Carsyn Gordon - 2nd team
 2019 Meghan King, Sydney Sherrill, Carsyn Gordon - 1st team
 Elizabeth Mason, Anna Shelnut - 2nd team
 Kathryn Sandercock, Makinzy Herzog - All-Freshman Team
 2021 Sydney Sherrill, Devyn Flaherty, Kathryn Sandercock, Kalei Harding - 1st team
 Caylan Arnold - 2nd team
 Dani Morgan - 3rd team
 Kalei Harding, Devyn Flaherty - Freshman Team

ACC PLAYER OF THE YEAR

1992 Toni Gutierrez
 1995 Cindy Lawton
 1996 Shamalene Wilson
 2003 Jessica van der Linden
 2004 Jessica van der Linden
 2014 Maddie O'Brien
 2016 Alex Powers
 2017 Jessie Warren
 2018 Jessie Warren

ACC DEFENSIVE PLAYER OF THE YEAR

2017 Jessie Warren
 2019 Sydney Sherrill
 2021 Sydney Sherrill

ACC PITCHER OF THE YEAR

2009 Sarah Hamilton
 2014 Lacey Waldrop
 2015 Lacey Waldrop
 2016 Jessica Burroughs
 2017 Jessica Burroughs
 2018 Kylee Hanson

ACC FRESHMAN OF THE YEAR

1993 Shamalene Wilson
 1995 Kristy Hull
 2001 Jessica van der Linden
 2004 Veronica Wootson
 2005 Tiffany McDonald
 2007 Monica Montez
 2015 Jessie Warren
 2018 Sydney Sherrill

ACC COACH OF THE YEAR

1992 JoAnne Graf
 1993 JoAnne Graf
 1997 JoAnne Graf
 2001 JoAnne Graf
 2003 JoAnne Graf
 2004 JoAnne Graf
 2013 Lonni Alameda
 2014 Lonni Alameda
 2015 Lonni Alameda
 2016 Lonni Alameda
 2017 Lonni Alameda

NFCA NATIONAL COACHING STAFF OF THE YEAR

2018 Florida State (Lonni Alameda, Travis Wilson, Craig Snider)

ALL-TOURNAMENT TEAMS

1981 **AIAW NATIONAL CHAMPIONSHIPS**
 Charlotte Cates, Darby Cottle, Natalie Drouin, Carol O'Domski, Susan Painter
FLORIDA INVITATIONAL

HONORS AND AWARDS

	Charlotte Cates, Darby Cottle, Jan Sikes SOUTH FLORIDA INVITATIONAL Darby Cottle, Pat Mangan, Carol O'Domski, Venus Ross, Jan Sikes NORTH CAROLINA STATE INVITATIONAL Charlotte Cates, Darby Cottle, Toni Robinette, Venus Ross AIAW REGION III Darby Cottle, Natalie Drouin, Cathy Gooding, Carol O'Domski, Venus Ross	1991 LADY SEMINOLE INVITATIONAL Tina Getherall, Penny Siqueiros (MVP)		Staci Brandon, Serita Brooks ACC TOURNAMENT Leslie Malerich (MVP), Serita Brooks, Natalie Bennett, Staci Brandon
1982	FLORIDA STATE INVITATIONAL Darby Cottle, Cathy Gooding, Susan Painter, Toni Robinette SOUTH FLORIDA INVITATIONAL Darby Cottle, Toney Donaldson, Cathy Gooding NC STATE INVITATIONAL Darby Cottle, Toney Donaldson, Natalie Drouin, Susan Painter, Jan Sikes, Sandie Williams AIAW REGIONAL CHAMPIONSHIPS Darby Cottle, Toney Donaldson, Cathy Gooding, Susan Painter, Toni Robinette, Kelly Shaw, Jan Sikes AIAW NATIONAL CHAMPIONSHIPS Darby Cottle, Susan Painter, Toni Robinette, Linda Tyrrell, Sandie Williams	1992 LADY SEMINOLE INVITATIONAL Leslie Barton, Toni Gutierrez (MVP) ACC TOURNAMENT Rebecca Aase, Leslie Adams, Leslie Barton, Susan Buttery (MVP), Toni Gutierrez, Shannan Mitchem, Penny Siqueiros SOUTH FLORIDA INVITATIONAL Lisa Davidson TAR HEEL INVITATIONAL Toni Gutierrez (MVP)	2001	ACC TOURNAMENT Leslie Malerich, Natalie Bennett, Serita Brooks, Monique Marier NCAA TALLAHASSEE REGIONAL Leslie Malerich, Robyn Gauger, Jessica van der Linden, Jennifer White-Cody, Monique Marier, Serita Brooks
1983	FLORIDA INVITATIONAL Cathy Gooding, LeAnn Harrell, Kelly Tillman	1993 TAR HEEL INVITATIONAL Lisa Davidson LADY SEMINOLE INVITATIONAL Marla Looper, Susan Buttery, Leslie Adams (MVP) ACC TOURNAMENT Leslie Barton, Susan Buttery, Heather Conway, Lisa Davidson (MVP), Toni Gutierrez, Marla Looper	2002	TROY COX CLASSIC Kimmy Carter, Brandi Stuart, Jessica van der Linden(MVP) BUZZ CLASSIC Brandi Stuart ACC TOURNAMENT Brandi Stuart, Jessica van der Linden NCAA TALLAHASSEE REGIONAL Brandi Stuart, Kimmy Carter, Shundra Colzie, Leslie Malerich (MOP), Jessica van der Linden WOMEN'S COLLEGE WORLD SERIES Leslie Malerich
1983	SOUTH FLORIDA INVITATIONAL Darby Cottle, Toney Donaldson, LeAnn Harrell, Carla Long FLORIDA STATE INVITATIONAL Teresa Collins, Toney Donaldson, Cathy Gooding, LeAnn Harrell NC STATE INVITATIONAL Theresa Collins, Darby Cottle (MVP), LeAnn Harrell, Carla Long, Cricket Olafson, Sunnie O'Neal, Susan Painter AIAW STATE CHAMPIONSHIPS Darby Cottle, LeAnn Harrell, Susan Painter AIAW NATIONAL CHAMPIONSHIPS Darby Cottle, Toney Donaldson, LeAnn Harrell, Carla Long, Cricket Olafson, Susan Painter	1994 SOUTH FLORIDA INVITATIONAL Cindy Lawton, Shamalene Wilson ACC TOURNAMENT Marla Looper, Jennifer Olow, Windy Weltz, Shamalene Wilson LADY SEMINOLE INVITATIONAL Shamalene Wilson TAR HEEL INVITATIONAL Jennifer Olow, Shamalene Wilson	2003	SEMINOLE INVITATIONAL Jessica van der Linden, Casey Hunter BUZZ CLASSIC Beth Wade (MVP) ACC TOURNAMENT Lesley Palmer (MVP), Shandra Colzie, Elisa Vasquez, Casey Hunter
1984	LADY SEMINOLE INVITATIONAL Shelley Berube, Cathy Gooding, Tina Kyler (MVP), Leslie Miller, Susan Painter LADY FLAME INVITATIONAL Teresa Collins, Tina Kyler	1995 ACC TOURNAMENT Wendy Braye, Myssi Calkins, Renee Espinoza, Heather Feltmann, Kristy Fuentes, Kristy Hull TAR HEEL INVITATIONAL Renee Espinoza, Cindy Lawton, Misty Molin GLADSTONE'S/USF SOFTBALL CLASSIC Wendy Braye, Renee Espinoza (MVP), Cindy Lawton LADY SEMINOLE INVITATIONAL Kristy Hull, Cindy Lawton, Misty Molin, Laurie Shepard	2004	NFCA LEADOFF CLASSIC Jessica van der Linden, Natasha Jacob, Tatiana George, Casey Hunter SEMINOLE CHALLENGE Jessica van der Linden, Natasha Jacob, Tatiana George, Casey Hunter FSU INVITATIONAL Jessica van der Linden (MVP), Casey Hunter, Lesley Palmer, Veronica Wootson, Natasha Jacob
1985	LADY SEMINOLE INVITATIONAL Greta Bahn, Laurie Holler, Wendy Rogers SOUTH CAROLINA INVITATIONAL Amy Snider FLORIDA COLLEGIATE CHAMPIONSHIP Greta Bahn, Shelley Berube, Tina Kyler, Leslie Miller (MVP), Wendy Rogers	1996 SPEEDLINE/USF SOFTBALL CLASSIC Renee Espinoza, Shamalene Wilson LADY SEMINOLE INVITATIONAL Kristy Hull, Shamalene Wilson TAR HEEL INVITATIONAL Myssi Calkins, Kristy Fuentes ACC CHAMPIONSHIP Renee Espinoza (MVP), Kristy Hull, Windy Weltz, Shamalene Wilson	2005	NFCA LEADOFF CLASSIC Tatiana George SUNSHINE STATE TOURNAMENT Tiffany McDonald, Brittany Osmon, Veronica Wootson FLORIDA STATE INVITATIONAL Natasha Jacob (MVP), Kim Hoffer, Casey Hunter, Melissa Wood
1986	LADY SEMINOLE INVITATIONAL Carolyn Fiero, Julie Larsen SOUTH CAROLINA INVITATIONAL Barbara Gillespie, Julie Larsen (MVP)	1997 SPEEDLINE/USF SOFTBALL CLASSIC Wendy Braye TAR HEEL INVITATIONAL Myssi Calkins, Kristy Fuentes, Misty Molin, Tami Post ACC TOURNAMENT Myssi Calkins, Kristy Fuentes (MVP), Kristy Hull, Tami Post	2006	EARLY BIRD Carly Brieske, LaShaun Davis, Kim Hoffer, Natasha Jacob, Michelle Snyder SEMINOLE CLASSIC Natasha Jacob (MVP), Yuruby Alicart, Carly Brieske, Tiffany McDonald SUNSHINE STATE Yuruby Alicart, Whitney Buckmon, Natasha Jacob ACC TOURNAMENT Carly Brieske, Tiffany McDonald
1987	SOUTH FLORIDA INVITATIONAL Tiffany Daniels, Judi Davison, Carolyn Fiero LADY SEMINOLE INVITATIONAL Kari Keith	1998 TALLAHASSEE DEMOCRAT / FLORIDA STATE INVITATIONAL Dana Bailey, Kristy Hull, Jennifer White (MVP) GEORGIA BUZZ CLASSIC Jesse McGregor, Stacy Venable (MVP), Corrie Williams	2007	NFCA LEADOFF CLASSIC Veronica Wootson, Yuruby Alicart SUNSHINE STATE TOURNAMENT Melissa May, LaShaun Davis, Brittany Krbec SEMINOLE CLASSIC Veronica Wootson (MVP), Robin Ahrberg, Terese Gober, Brittany Krbec, Tiffany McDonald FSU INVITATIONAL Veronica Wootson, Yuruby Alicart, Carly Wynn
1988	SOUTH FLORIDA INVITATIONAL Tiffany Daniels LADY SEMINOLE INVITATIONAL Lori Crouse, Tiffany Daniels (MVP), Kari Keith, Christy Larsen, Julie Larsen NATIONAL INVITATIONAL CHAMPIONSHIP Tiffany Daniels, Christy Larsen	1999 TALLAHASSEE DEMOCRAT / FLORIDA STATE INVITATIONAL Danielle Cox ACC TOURNAMENT Danielle Cox (MVP), Teresa Edenfield, Tami Post, Stacy Venable		ACC TOURNAMENT Robin Ahrberg, Yuruby Alicart, Veronica Wootson
1989	FROST CUTLERY INVITATIONAL Debbie DeJohn, Kelly Flaczinski, Christy Larsen LADY SEMINOLE INVITATIONAL Kelly Flaczinski	2000 NCAA LOS ANGELES REGIONAL Serita Brooks, Leslie Malerich, Staci Brandon, Andi Lyons UTC FROST CUTLERY CHALLENGE Leslie Malerich (MVP), Becky Wallace, Brandi Stuart, Teresa Edenfield TALLAHASSEE DEMOCRAT / FLORIDA STATE INVITATIONAL		
1990	NCAA WOMEN'S COLLEGE WORLD SERIES Leslie Barton, Debbie DeJohn			



HONORS AND AWARDS

2008	NFCA LEADOFF CLASSIC Brittany Osmon EARLY BIRD TOURNAMENT Whitney Buckmon, Terese Gober, Brittany Osmon (MVP) SEMINOLE CLASSIC Whitney Buckmon, Jessica Gilmore, Allison Collins, Ashley Stager ACC TOURNAMENT Brittany Osmon				
2009	ACC TOURNAMENT Sarah Hamilton, Kaleigh Rafter, Carly Wynn				
2010	ACC TOURNAMENT Robin Ahrberg, Tiffani Brown, Sarah Hamilton				
2011	ACC TOURNAMENT Celeste Gomez, Sarah Hamilton (MVP), Jen Lapicki, Courtney Senas				
2012	ACC TOURNAMENT Maddie O'Brien BANK OF HAWAII TOURNAMENT Lacey Waldrop, Shayla Jackson, Erika Leonard, Courtney Senas				
2013	ACC TOURNAMENT Maddie O'Brien, Courtney Senas, Lacey Waldrop				
2014	EASTON CRIMSON CLASSIC Jessica Nori, Lacey Waldrop ACC TOURNAMENT Tiffani Brown, Celeste Gomez (MVP), Kelly Hensley, Maddie O'Brien, Lacey Waldrop NCAA TALLAHASSEE REGIONAL Alex Kossoff, Maddie O'Brien, Lacey Waldrop				
2015	ACC TOURNAMENT Jessica Burroughs (MVP), Victoria Daddis, Alex Powers, Bailey Schinella, Jessie Warren				
2016	ACC TOURNAMENT Jessie Warren (MVP), Cali Harrod, Sydney Broderick, Meghan King WCWS ALL-TOURNAMENT TEAM Jessica Burroughs, Alex Powers				
2017	ACC TOURNAMENT Dani Morgan (MVP), Anna Shelnett, Carsyn Gordon, Jessica Burroughs, Meghan King				
2018	ACC TOURNAMENT Sydney Sherrill (MVP), Anna Shelnett, Meghan King WCWS ALL-TOURNAMENT TEAM Jessie Warren (MVP), Meghan King, Sydney Sherrill, Elizabeth Mason, Anna Shelnett				
2019	ACC TOURNAMENT Meghan King (MVP), Dani Morgan, Sydney Sherrill				
2021	WCWS ALL-TOURNAMENT TEAM Kaley Mudge, Kathryn Sandercock				
OTHER ACCOMPLISHMENTS					
1981	ASA Outstanding Athlete Darby Cottle USOC Best Amateur Softball Player Darby Cottle FAIAW Softball Coach of the Year JoAnne Graf				
1982	Olympia Award Darby Cottle Broderick Award Darby Cottle				
1992	MVP in the South Florida Invitational Toni Gutierrez				
1998	NFCA National Player of the Week Jennifer White-Cody				
1999	ACC Weaver-James-Corrigan Postgraduate Scholarship Stacy Venable NFCA Scholar-Athlete Becky Brock, Andi Lyons				
2000	NFCA Student Athlete Natalie Bennett, Robyn Gauger, Andi Lyons, Brandi Stuart, Beth Wade	2001	Verizon Academic All-District 3 Softball Team Brandi Stuart NFCA Student-Athlete Becky Brock, Beth Wade NFCA National Player of the Week Brandi Stuart MVP (Pitcher) FAU/Worth Invitational Leslie Malerich NFCA Outstanding Performer Jennifer White-Cody NFCA Southeast Region Coaching Staff of the Year		
		2002	NFCA Southeast Region Coaching Staff of the Year Verizon Academic All-American Brandi Stuart NFCA Student-Athlete Shandra Colzie, Shundra Colzie, Becky Brock, Kimmy Carter, Beth Wade Verizon Academic All-Region Shandra Colzie (1st Team) NFCA Student-Athlete Shandra Colzie, Shundra Colzie, Natasha Jacob, Robyn Larson, Beth Wade NFCA National Player of the Week Jessica van der Linden USA Softball National Player Of The Year Jessica van der Linden (Top 10 Finalist)		
		2003	USA Softball National Player of the Year Jessica van der Linden Honda Award Winner for Softball Jessica van der Linden ESPY AWARD "Best Collegiate Female" Nominee Jessica van der Linden CoSIDA District III Academic All-Region Natasha Jacob Easton All-Americans Casey Hunter, Jessica van der Linden - 1st Team Veronica Wootson - 2nd Team USA Softball National Player Of The Week Jessica van der Linden (March 16) NFCA National Player Of The Week Jessica van der Linden (March 16)		
		2004	CoSIDA Academic All-District III Natasha Jacob CoSIDA Second Team Academic All-American Natasha Jacob NFCA Student-Athlete Carey Galuppi, Natasha Jacob CoSIDA First Team Academic All-American Natasha Jacob CoSIDA First Team Academic All-District 3 Natasha Jacob Easton/Bell Sports All-American Veronica Wootson - 1st Team, Natasha Jacob - 3rd Team All-ACC Academic Team Natasha Jacob, Melissa May, Michelle Snyder NFCA Student-Athlete Carey Galuppi, Natasha Jacob, Melissa May ACC Freshman of the Year Monica Montez CoSIDA/ESPN The Magazine Second-Team Melissa May Academic All-District Third-Team Melissa May NFCA Student-Athlete Brittany Krbec, Carly Wynn, Melissa May Easton All-American Veronica Wootson NFCA All-America Veronica Wootson All-ACC Academic Team Robin Ahrberg, Brittany Krbec, Melissa May,		
		2005	CoSIDA Academic All-District III Natasha Jacob CoSIDA Second Team Academic All-American Natasha Jacob NFCA Student-Athlete Carey Galuppi, Natasha Jacob, Melissa May CoSIDA First Team Academic All-American Natasha Jacob CoSIDA First Team Academic All-District 3 Natasha Jacob Easton/Bell Sports All-American Veronica Wootson - 1st Team, Natasha Jacob - 3rd Team All-ACC Academic Team Natasha Jacob, Melissa May, Michelle Snyder NFCA Student-Athlete Carey Galuppi, Natasha Jacob, Melissa May ACC Freshman of the Year Monica Montez CoSIDA/ESPN The Magazine Second-Team Melissa May Academic All-District Third-Team Melissa May NFCA Student-Athlete Brittany Krbec, Carly Wynn, Melissa May Easton All-American Veronica Wootson NFCA All-America Veronica Wootson All-ACC Academic Team Robin Ahrberg, Brittany Krbec, Melissa May,		
		2006	CoSIDA First Team Academic All-American Natasha Jacob CoSIDA First Team Academic All-District 3 Natasha Jacob Easton/Bell Sports All-American Veronica Wootson - 1st Team, Natasha Jacob - 3rd Team All-ACC Academic Team Natasha Jacob, Melissa May, Michelle Snyder NFCA Student-Athlete Carey Galuppi, Natasha Jacob, Melissa May ACC Freshman of the Year Monica Montez CoSIDA/ESPN The Magazine Second-Team Melissa May Academic All-District Third-Team Melissa May NFCA Student-Athlete Brittany Krbec, Carly Wynn, Melissa May Easton All-American Veronica Wootson NFCA All-America Veronica Wootson All-ACC Academic Team Robin Ahrberg, Brittany Krbec, Melissa May,		
		2007	CoSIDA Academic All-District III Natasha Jacob CoSIDA Second Team Academic All-American Natasha Jacob NFCA Student-Athlete Carey Galuppi, Natasha Jacob, Melissa May CoSIDA First Team Academic All-American Natasha Jacob CoSIDA First Team Academic All-District 3 Natasha Jacob Easton/Bell Sports All-American Veronica Wootson - 1st Team, Natasha Jacob - 3rd Team All-ACC Academic Team Natasha Jacob, Melissa May, Michelle Snyder NFCA Student-Athlete Carey Galuppi, Natasha Jacob, Melissa May ACC Freshman of the Year Monica Montez CoSIDA/ESPN The Magazine Second-Team Melissa May Academic All-District Third-Team Melissa May NFCA Student-Athlete Brittany Krbec, Carly Wynn, Melissa May Easton All-American Veronica Wootson NFCA All-America Veronica Wootson All-ACC Academic Team Robin Ahrberg, Brittany Krbec, Melissa May,		
		2008	Lowe's Senior CLASS Award Candidate Tiffany McDonald All-ACC Academic Whitney Buckmon, Terese Gober, Tiffany McDonald, Brittany Osmon, Carly Wynn CoSIDA Academic All-District Carly Wynn, Robin Ahrberg - 1st Team Melissa May - 2nd Team ACC Player of the Week Brittany Osmon (twice), Ashley Stager ACC Pitcher of the Week Tiffany McDonald (twice)	2009	CoSIDA Academic All-American Carly Wynn - 3rd Team CoSIDA Academic All-District Carly Wynn - 1st Team Michelle Snyder - 2nd Team ACC Player of the Week Kaleigh Rafter (twice), Ashley Stager ACC Pitcher of the Week Sarah Hamilton (twice) ACC Postgraduate Scholarship Kaleigh Rafter All-ACC Academic Team Terese Gober, Sarah Hamilton, Kristie McConn, Kaleigh Rafter, Michelle Snyder, Carly Wynn NFCA Student-Athlete Terese Gober, Kaleigh Rafter, Lauren Varsalona, Carly Wynn, Robin Ahrberg ACC Pitcher of the Week Sarah Hamilton, Terese Gober ACC Player of the Week Ashley Stager ACC Postgraduate Scholarship Terese Gober, Carly Wynn CoSIDA Academic All-District III Softball Team Carly Wynn CoSIDA Academic All-America Carly Wynn - 3rd Team NSCA All-American Carly Wynn All-ACC Academic Team Robin Ahrberg, Terese Gober, Tory Hadadd, Jen Lapicki, Carly Wynn NFCA Student-Athlete Terese Gober, Tori Haddad, Jen Lapicki, Carly Wynn, Jessica Nori
		2010	ACC Pitcher of the Week Sarah Hamilton (twice) ACC Player of the Week Tiffani Brown, Shayla Jackson Softball Golden Nole Award Ashley Stager ACC Top Six for Service Award Ashley Stager SemiGnome Award (Community Service) FSU Softball Team Capital One Academic All-District Jen Lapicki, Lauren Varsalona - 2nd Team All-ACC Academic Team Robin Ahrberg, Shayla Jackson, Jen Lapicki, Jessica Nori NFCA Scholar-Athlete Kirstin Austin, Kelly Hensley, Jen Lapicki, Jessica Nori, Kaleigh Rafter, Briar Stanley Lowe's Senior CLASS Award Candidate Shayla Jackson NFCA National Player of the Week Monica Perry ACC Player of the Week Briana Hamilton (twice) ACC Pitcher of the Week Monica Perry (twice), Lacey Waldrop (twice) Capital One Academic All-District Team		
		2011	ACC Pitcher of the Week Sarah Hamilton (twice) ACC Player of the Week Tiffani Brown, Shayla Jackson Softball Golden Nole Award Ashley Stager ACC Top Six for Service Award Ashley Stager SemiGnome Award (Community Service) FSU Softball Team Capital One Academic All-District Jen Lapicki, Lauren Varsalona - 2nd Team All-ACC Academic Team Robin Ahrberg, Shayla Jackson, Jen Lapicki, Jessica Nori NFCA Scholar-Athlete Kirstin Austin, Kelly Hensley, Jen Lapicki, Jessica Nori, Kaleigh Rafter, Briar Stanley Lowe's Senior CLASS Award Candidate Shayla Jackson NFCA National Player of the Week Monica Perry ACC Player of the Week Briana Hamilton (twice) ACC Pitcher of the Week Monica Perry (twice), Lacey Waldrop (twice) Capital One Academic All-District Team		
		2012	ACC Pitcher of the Week Sarah Hamilton (twice) ACC Player of the Week Tiffani Brown, Shayla Jackson Softball Golden Nole Award Ashley Stager ACC Top Six for Service Award Ashley Stager SemiGnome Award (Community Service) FSU Softball Team Capital One Academic All-District Jen Lapicki, Lauren Varsalona - 2nd Team All-ACC Academic Team Robin Ahrberg, Shayla Jackson, Jen Lapicki, Jessica Nori NFCA Scholar-Athlete Kirstin Austin, Kelly Hensley, Jen Lapicki, Jessica Nori, Kaleigh Rafter, Briar Stanley Lowe's Senior CLASS Award Candidate Shayla Jackson NFCA National Player of the Week Monica Perry ACC Player of the Week Briana Hamilton (twice) ACC Pitcher of the Week Monica Perry (twice), Lacey Waldrop (twice) Capital One Academic All-District Team		

HONORS AND AWARDS

	<p>Jessica Nori, Kirstin Austin All-ACC Academic Team Bailey Schinella, Jessica Nori, Kirstin Austin, Kelly Hensley, Tiffani Brown NFCA Scholar-Athlete Tiffani Brown, Kelly Hensley, Erika Hoffner, Jessica Nori</p>		<p>Lacey Waldrop CoSIDA Academic All-District Ellie Cooper NFCA All-America Second Team Alex Powers NFCA All-America Third Team Jessica Burroughs, Jessie Warren USA Softball National Player of the Year Jessica Burroughs (Top 25 finalist) Alex Powers (Top 25 finalist) NFCA National Freshman of the Year Carsyn Gordon (Top 25 finalist) NFCA National Pitcher of the Week Meghan King All-ACC Academic Team Ellie Cooper, Meghan King, Morgan Klaevemann ACC Pitcher of the Week Jessica Burroughs (three times), Meghan King (twice) ACC Player of the Week Alex Powers (twice), Jessie Warren (twice) Sydney Broderick CoSIDA Academic All-District Morgan Klaevemann Senior CLASS Award Alex Powers CoSIDA Academic All-American Morgan Klaevemann - 3rd Team NFCA All-America First Team Jessie Warren, Jessica Burroughs NFCA All-America Second Team Morgan Klaevemann NFCA All-America Third Team Alex Powers USA Softball National Player of the Year Jessie Warren (Top 10 Finalist) Jessica Burroughs (Top 10 Finalist) NFCA National Player of the Week Jessica Burroughs (Feb. 21), Jessie Warren (April 11) ACC Player of the Week Jessie Warren (March 21, May 2), Carsyn Gordon (March 28) ACC Pitcher of the Week Jessica Burroughs (Feb. 21, March 7, March 21, March 28), Meghan King (May 2) ACC Scholar-Athlete of the Year Alex Powers All-ACC Academic Team Alex Powers, Morgan Klaevemann, Sydney Broderick, Ellie Cooper, Meghan King, Dani Morgan, Anna Shelnett ACC Postgraduate Scholarship Ellie Cooper Senior CLASS AWARD Kylee Hanson (Top 10 Finalist) NFCA All-Americans Jessie Warren (Second Team), Kylee Hanson (Second Team), Sydney Sherrill (Third Team) Academic All-Region Kylee Hanson (First Team), Cassidy Davis (First Team) USA Softball Player of the Year Kylee Hanson (Top 25 Finalist) NFCA Freshman of the Year Sydney Sherrill (Top 10 Finalist) ACC Player of the Week Carsyn Gordon (Feb 13), Sydney Sherrill (Feb 20, April 10), Jessie Warren (Feb 27, May 1, May 7) ACC Pitcher of the Week Kylee Hanson (Feb 20, March 6, March 20, May 7), Meghan King (Feb 27, April 3) NFCA National Player of the Week Kylee Hanson (Feb 20), Sydney Sherrill (April 10) USA Softball National Player of the Week Sydney Sherrill (April 10)</p>		<p>ACC Scholar-Athlete of the Year Kylee Hanson All-ACC Academic Team Carsyn Gordon, Kylee Hanson, Meghan King, Cassidy Davis NCAA Elite 90 Award Tessa Daniels Senior CLASS AWARD Meghan King (Top 10 Finalist) NFCA All-Americans Sydney Sherrill (First Team), Meghan King (Second Team) Academic All-Region Meghan King (First Team) ACC Player of the Week Zoe Casas (Feb 19), Cali Harrod (Feb 26), Carsyn Gordon (March 26), Anna Shelnett (May 6) ACC Pitcher of the Week Meghan King (Feb 12, Feb 26, March 19, March 26, April 2, April 30) NFCA National Player of the Week Cali Harrod (Feb 26) USA Softball National Player of the Week Zoe Casas (Feb 19) All-ACC Academic Team Kathryn Sandercock, Anna Shelnett, Carsyn Gordon, Cassidy Davis, Dani Morgan ACC Player of the Week Kirsten Landers (Feb 11) ACC Pitcher of the Week Caylan Arnold (Feb 11) Go Teach Dr Pepper Tuition Giveaway Recipients Elizabeth Mason NFCA All-Americans Kathryn Sandercock (Second Team) ACC Pitcher of the Week Kathryn Sandercock (April 13) ACC Postgraduate Scholarship Dani Morgan CoSIDA Academic All-District Dani Morgan All-ACC Academic Team Caylan Arnold, Devyn Flaherty, Dani Morgan, Kathryn Sandercock NFCA Scholar-Athlete Caylan Arnold, Cassidy Davis, Devyn Flaherty, Kiersten Landers, Elizabeth Mason, Dani Morgan, Kaley Mudge, D'Aun Riggs, Anna Shelnett</p>
2013	<p>NFCA All-America Third Team Lacey Waldrop NFCA All-Southeast Region Second Team Morgan Bullock, Lacey Waldrop Capital One Academic All-American Third Team Kelly Hensley Capital One Academic All-District IV Kelly Hensley, Jessica Nori ACC Pitcher of the Week Lacey Waldrop (three times) ACC Player of the Week Courtney Senas (twice) ACC Top Six for Service Kelly Hensley ACC Softball Scholar-Athlete of the Year Kelly Hensley All-ACC Academic Team Kelly Hensley, Monica Perry, Jessica Nori, Bailey Schinella NFCA Scholar-Athlete Kelly Hensley, Jessica Nori</p>		2019		
2014	<p>USA Softball National Player of the Year Lacey Waldrop NFCA All-America First Team Maddie O'Brien, Lacey Waldrop NFCA All-Southeast Region First Team Maddie O'Brien, Courtney Senas, Lacey Waldrop NFCA National Player of the Week Lacey Waldrop ACC Pitcher of the Week Lacey Waldrop (seven times), Jessica Burroughs ACC Player of the Week Maddie O'Brien (three times), Bailey Schinella All-ACC Academic Team Kelly Hensley, Jessica Nori, Bailey Schinella, Lacey Waldrop NFCA Scholar-Athlete Bella D'Errico, Corey Hendrickson, Kelly Hensley, Jessica Nori, Lacey Waldrop ACC Postgraduate Scholarship Kelly Hensley NSCA All-American Victoria East</p>		2020		
2015	<p>Senior CLASS Award Lacey Waldrop USA Softball National Player of the Year Lacey Waldrop (Top 25 semifinalist) NFCA All-America Third Team Lacey Waldrop NFCA All-Southeast Region Team Lacey Waldrop (First Team), Jessie Warren (Second Team), Morgan Klaevemann (Third Team) ACC Pitcher of the Week Lacey Waldrop (four times) ACC Player of the Week Alex Powers ACC Top Six for Service Alex Kossoff All-ACC Academic Team Ellie Cooper, Victoria Daddis, Alex Powers, Morgan Klaevemann, Alex Kossoff, Bailey Schinella, Lacey Waldrop NFCA Scholar-Athlete Ellie Cooper, Victoria Daddis, Megan McReynolds, Alex Powers ACC Postgraduate Scholarship</p>		2021		
			2022		
			2023		
			2024		
			2025		
			2026		
			2027		
			2028		
			2029		
			2030		
			2031		
			2032		
			2033		
			2034		
			2035		
			2036		
			2037		
			2038		
			2039		
			2040		
			2041		
			2042		
			2043		
			2044		
			2045		
			2046		
			2047		
			2048		
			2049		
			2050		
			2051		
			2052		
			2053		
			2054		
			2055		
			2056		
			2057		
			2058		
			2059		
			2060		
			2061		
			2062		
			2063		
			2064		
			2065		
			2066		
			2067		
			2068		
			2069		
			2070		
			2071		
			2072		
			2073		
			2074		
			2075		
			2076		
			2077		
			2078		
			2079		
			2080		
			2081		
			2082		
			2083		
			2084		
			2085		
			2086		
			2087		
			2088		
			2089		
			2090		
			2091		
			2092		
			2093		
			2094		
			2095		
			2096		
			2097		
			2098		
			2099		
			2100		



HONORS AND AWARDS

2018 Meghan King
 2019 Morgan Noah
 2020 Kathryn Sandercock
 2021 Cassidy Davis

Seminole Warrior

2009 Ashley Stager and Carly Wynn
 2010 Jen Lapicki
 2011 Briana Hamilton
 2012 Lindsey Peppers
 2013 Jessica Burroughs
 2014 Lacey Waldrop
 2015 Lacey Waldrop and Macey Cheatham
 2016 Ellie Cooper and Alex Powers
 2017 Bella D'Errico
 2018 Zoe Casas and Korina Rosario
 2019 Zoe Casas, Cali Harrod, Carsyn Gordon,
 Meghan King, Deja Bush
 2021 Kaia LoPrese

Sniper Award

2010 Morgan Bullock
 2011 Robin Ahrberg
 2012 Assistant Coach Travis Wilson
 2013 Morgan Bullock
 2014 Ryann Day
 2015 Lauren Harris
 2016 Lauren Harris
 2017 Tessa Daniels
 2018 Sabrina Stutsman
 2019 Cassidy Davis
 2021 Kiersten Landers

Golden Glove

2009 Kaleigh Rafter
 2010 Tory Haddad
 2011 Ashley Stager
 2012 Briana Hamilton
 2013 Maddie O'Brien
 2014 Courtney Senas
 2015 Morgan Klavemann
 2016 Jessie Warren
 2017 Jessie Warren
 2018 Jessie Warren
 2019 Sydney Sherrill
 2021 Anna Shelnutt
 Sydney Sherrill

ESPY Award

2009 Ashley Stager
 Michelle Snyder
 2010 Tiffani Brown
 2011 Briana Hamilton
 2012 Courtney Senas
 2013 Lacey Waldrop
 2014 Briana Hamilton
 2015 Alex Kossoff
 2016 Jessie Warren
 2017 Jessie Warren
 2018 Jessie Warren
 2019 Dani Morgan
 2021 Josie Muffley

Breakout Player of the Year

2009 Ashley Stager
 2010 Shayla Jackson
 2011 Jennifer Lapicki
 2012 Briana Hamilton
 Kirstin Austin
 2013 Kelly Hensley
 2014 Maddie O'Brien
 2015 Ellie Cooper
 2016 Alex Powers

2017 Cali Harrod
 2018 Carsyn Gordon
 2019 Dani Morgan
 2021 Kaley Mudge

Most Valuable Player

2009 Kaleigh Rafter
 2010 Carly Wynn
 2011 Sarah Hamilton
 2012 Tiffani Brown
 2013 Courtney Senas
 Kelly Hensley
 2014 Maddie O'Brien
 2015 Jessie Warren
 2016 Jessie Warren
 2017 Jessie Warren
 2018 Kylee Hanson
 2019 Sydney Sherrill
 2021 Sydney Sherrill

Chief Abiaka Athletic Training Award

2009 Robin Ahrberg
 2010 Ashley Stager
 2011 Maddie O'Brien
 2012 Tiffani Brown
 2015 Maddie O'Brien
 2016 Morgan Klavemann
 2017 Jessica Burroughs
 2018 Deja Bush
 2021 Cassidy Davis

Batting Title

2009 Carly Wynn (.337)
 2010 Carly Wynn (.378)
 2011 Jen Lapicki (.343)
 2012 Shayla Jackson (.304)
 2013 Morgan Bullock (.346)
 2014 Maddie O'Brien (.424)
 2015 Morgan Klavemann (.393)
 2016 Alex Powers (.396)
 2017 Jessie Warren (.413)
 2018 Jessie Warren (.404)
 2019 Sydney Sherrill (.405)
 2021 Sydney Sherrill (.308)

Circle Award

2009 Sarah Hamilton
 2010 Sarah Hamilton
 2011 Sarah Hamilton
 2012 Monica Perry
 2013 Lacey Waldrop
 2014 Lacey Waldrop
 2015 Lacey Waldrop
 2016 Jessica Burroughs and Meghan King
 2017 Jessica Burroughs and Meghan King
 2018 Kylee Hanson and Meghan King
 2019 Meghan King
 2021 Kathryn Sandercock

"Ah-Tah-Thi-Ki" Academic Excellence Award

2009 Amber Bryant and Mallory Borden
 2010 Terese Gober, Carly Wynn and Ashley Stager
 2011 Kelly Hensley and Monica Perry
 2012 Kelly Hensley
 2013 Kelly Hensley and Jessica Nori
 2014 Kelly Hensley and Jessica Nori
 2015 Alex Kossoff
 2016 Ellie Cooper
 2017 Ellie Cooper
 2018 Tessa Daniels and Morgan Klavemann
 2019 Dani Morgan and Morgan Noah
 2021 Cassidy Davis

Rookie of the Year

2009 Shayla Jackson
 2010 Tiffani Brown
 2011 Celeste Gomez and Jessica Nori
 2012 Maddie O'Brien and Lacey Waldrop
 2013 Victoria East
 2014 Jessica Burroughs
 2015 Jessie Warren
 2016 Zoe Casas and Meghan King
 2017 Dani Morgan
 2018 Sydney Sherrill
 2019 Makinzy Herzog
 2021 Kalei Harding

Offensive Player of the Year

2015 Jessie Warren
 2016 Ellie Cooper
 2017 Jessie Warren
 2018 Sydney Sherrill
 2019 Cali Harrod
 2021 Sydney Sherrill

Femina Perfecta Award

2009 Ashley Stager
 2010 Robin Ahrberg
 2011 Morgan Bullock
 2012 Monica Perry
 2013 Lindsey Peppers
 2014 Bella D'Errico
 2015 Ellie Cooper
 2016 Tessa Daniels
 2017 Morgan Klavemann
 2018 Cali Harrod
 2019 Dani Morgan
 2020 Dani Morgan

Great Spirit Award Wakatanka

2017 Bella D'Errico
 2018 Abby Evans
 2019 Meghan King
 2021 Dani Morgan

Dugout Club Member of the Year

2016 John Cross, Diane Kelley and Betty Wilder
 2017 Locker Room Legacy Members
 2018 Russ and Genie Morcom
 2019 Scott Price
 2021 Graham and Brittany Gano

Coaches Award (Taylor Foster Award)

2009 Carly Wynn
 2010 Carly Wynn
 2011 Robin Ahrberg and Ashley Stager
 2012 Mallory Borden and Amber Bryant
 2013 Macey Cheatham
 2014 Entire Team (Taylor Foster Award)
 2015 Macey Cheatham
 2016 Ellie Cooper
 2017 Ellie Cooper
 2018 Kendra Lynch
 2019 Meghan King
 2021 Kaley Mudge

ALL-TIME LETTERWINNERS

A	Rebecca Aase Courtney Adams Leslie Adams Robin Ahrberg Shannon Aiken Yuruby Alicart Kaitlin Allen Nancy Anderson Leah Armstrong Caylan Arnold Kirstin Austin Kim Averill	1991-94 2013 1992-93 2007-08, 10-11 1989 2006-07 2013 1981 2001 2020-21 2011-13 1989	Jennie Dillmore Tabitha Doka Toney Donaldson Jennifer Drawdy Natalie Drouin	1992-93 1994 1982-83 1994 1981-82	Tina Kyler	1984-85	Toni Robinette Korina Rosario Courtney Rosen Venus Ross Daphne Russell	1981-82 2015-18 2007, 09-10 1980-81 1987-88																																					
B	Greta Bahn Dana Bailey Jill Baker Katie Baker Leslie Barton Jill Bellamy Rock Benavides Natalie Bennett Shelley Berube Debbie Billington Kara Bilodeau Carla Bingham Michelle Bishop Mallory Borden Staci Brandon Wendy Braye Carly Brieske Becky Brock Sydney Broderick Serita Brooks Jennifer Brown Tiffani Brown Amber Bryant Colleen Buckley Whitney Buckmon Morgan Bullock Jodie Bullock Jessica Burroughs Deja Bush Jennifer Butler Susan Buttery	1984-86 1996-99 1981-82 2015 1990-93 1986-88 2018-19 2000-01 1984 1978-79 2019-20 1982-83 1995 2009-10, 12 2000-01 1994-97 2003-06 1999-02 2016-17 2000-01 1998 2010-14 2009, 11-12 1978-79 2005-08 2010-13 1990 2014-17 2017-19 1995 1990-93	Leslie Farris Heather Feltmann Stephanie Ferlita Carolyn Fiero Kelly Flaczinski Devyn Flaherty Katie Fricke Kristy Fuentes	2017-20 1993-95 1995-96 1986-87 1988-91 2020-21 2004-05 1994-97	Carey Galuppi Camille Garcia Robyn Gauger BillieAnne Gay Tatiana George Tina Getherall Barbara Gillespie Jessica Gilmore Terese Gober Celeste Gomez Cathy Gooding Kim Googe Carsyn Gordon Cindy Gordon Toni Gutierrez	2003-06 2007-09 2000-01 2003-06 2002-05 1990-92 1985-86 2007-09 2007-09-10 2011-14 1981-84 1979-80 2016-19 1992-93 1990-93	Tory Haddad Lisa Hall Briana Hamilton Sarah Hamilton Kylee Hanson Roxanne Hantelmann Kalei Harding Trisha Hardy LeAnn Harrell Barb Harris Lauren Harris Amy Harrison Becky Harrison Cali Harrod Stephanie Hartness Rylan Harvey Corey Hendrickson Kelly Hensley Makinzy Herzog Jackie Hirschfeld B.J. Hodges Cula Hodges Kim Hoffer Erika Hoffner Laurie Holler Kristy Hull Casey Hunter	2010 1998 2011-14 2008-11 2018 1986 2021 1978 1982-84 1978 2014-17 2004-05 1988-91 2016-19 2013-14 2015 2014 2011-14 2019 1998-02 1990-91 1980 2004-06 2012-13 1985-86 1995-98 2002-05	H	Myssi Calkins Kimmy Carter Zoe Casas Charlotte Cates Christy Cerecedas Macey Cheatham Rosalind Chou Sharon Coats Shandra Colzie Shundra Colzie Allison Collins Jan Collins Kayla Collins Teresa Collins Heather Conway Dina Cooper Ellie Cooper Suzanne Cooper Savanna Copeland Shawnda Corbin Cheryl Cordes Darby Cottle Danielle Cox Skyla Cox Bonnie Craig Lori Crouse Bianca Cruz Chloe Culp	1994-97 1999-02 2016-19 1981 1998-99 2013-16 1996-97 1979-80 2002-03 2002-03 2008-10 1978 2006-07 1983-84 1992-93 1983-84 2014-17 1987 2018 1988 1978 1980-82 1998-99 2001-02 1978-79 1986-89 2020 2020-21	I	Shayla Jackson Natasha Jacob Julie Jordan Brittany Joseph	2009-12 2003-06 2001-02 2008-10	J	K	Kari Keith Madison Kennedy Jahni Kerr Morgan Klaevemann Meghan King Sarah King Charlene Koski Alex Kossoff Brittany Krbec	1986-89 2019 2021 2015-18 2016-19 1997-98 1980 2013-16 2007	Mia Lacy Hunter LaFountain Kiersten Landers Kelly Langston Jen Lapicki Christy Larsen Julie Larsen Robyn Larson Monica Lawfield Dianne Lawrence Cindy Lawton Gayle Lee Erika Leonard Nicolette Levine Bryttani Lindheim Marla Looper Kaia LoPreste Andi Lyons	2016 1989-90 2020-21 2007-08 2010-11 1988-91 1985-88 2002-03 1984 1978 1994-95 1978 2012 2012 2002-03 1993-94 2020-21 1999-00	Leslie Malerich Pat Mangan Monique Marier Diane Maroe Sandy Martinez Elizabeth Mason Meggan Matson Melissa May Kristie McConn Tiffany McDonald Jesse McGregor Megan McReynolds Monica Montez Lora Migliaccio Shannan Mitchem Kelly Miller Leslie Miller LaTanya Mitchell Misty Molin Amanda Moore Evelyn Morgado Bonnie Morgan Dani Morgan Kaley Mudge Josie Muffley Lauren Mullins Marie Mygonik	1999-02 1980-81 2001-02 1979 1988-89 2018-21 1997 2006-08 2008-11 2005-08 1996-99 2016 2007-10 1988-91 1989-92 1998-00 1984 1999-00 1995-98 2007 2012 1978 2017-21 2020-21 2020-21 2010 1978	Heidi Nelson Morgan Noah Jessica Nori Cathy Norton	1984 2019-20 2011-14 1978-80	Maddie O'Brien Carol O'Domski Cricket Olafson Jennifer Olow Sunnie O'Neal Brittany Osmon Sherri Owens	2012-15 1980-81 1983 1991-94 1981-84 2005-08 1988	P	Robin Pace Susan Painter Jasmine Palmer Lesley Palmer Savannah Parker Adrienne Pearson Lindsey Peppers Sandy Perkins Monica Perry Kim Petrovich Robyn Petrovich Tami Post Alex Powers Chris Priester Mackenzie Puckett	1983-84 1981-84 2016 2003-05 2020 1994-95 2012 1979 2012-13 2006 2005-08 1996-99 2014-17 1986 2018-19	Kaleigh Rafter Julie Rice Brenda Richardson D'Aun Riggs	2009 1988-91 1989 2021	Carson Saabye Layne Salvador Kathryn Sandercock Mary J.T. Sands Stacey Saunier Bailey Schinella Kelly Schnute Mary Schuehler Courtney Senas Kelly Shaw Anna Shelnett Laurie Shepard Sydney Sherrill Lena Sifen Jan Sikes Terri Silviola Tracy Simmons Penny Siqueiros Debbie Smith Loren Smith Amy Snider Michelle Snyder Sue Spangel Ashley Stager Courtney Stager Briar Stanley Lynn Steele Ronnie Stengel Brandi Stuart Sabrina Stutsman Stacie Symonds	2021 1979-82 2019-21 1980 1979-82 2012-15 1995-96 1978-79 2011-14 1982-83 2017-21 1992-95 2018-21 2004 1981-82 1980 1987 1989-92 1986 2012 1983-86 2006-09 1978-79 2008-11 2009 2010-11 1985-87 1978 2000-03 2017-18 1994	Windy Taff Tammi Terrell Cynthia Thomas Robin Thomas Laurie Tiedt Julie Tiggis Kelly Tillman Maegan Tomlinson Dale Townsend Rose Trezza Linda Tyrrell	1996-97 1983 1972-73 1983 1984-87 2003-04 1981-84 2019-21 2010-11 1978 1980-82	T	Jessica van der Linden Lauren Varsalona Elisa Vasquez Stacey Venable Dana Vickery	2001-04 2009-11 2001-04 1997-99 1999	Beth Wade Lacey Waldrop Becky Wallace Jessie Warren Danielle Watson Lita Weingart Windy Weltz Jennifer White-Cody Corrie Williams Felicia Williams Sandie Williams Debbie Willis Robin Willy Emma Wilson Shamalene Wilson Vicki Wilson Melissa Wood Tina Wood Veronica Wootson Carly Wynn	2001-04 2012-15 1997-00 2015-18 2021 1980 1994-97 1998-01 1996-99 1999-00 1982 1978 1978 2021 1993-96 1978 2005-06 1993-94 2004-07 2007-10	Niki Zenger	1995-96	Z	(Since 1978)	Active Players in Bold



PRO AND INTERNATIONAL PLAYERS



Brandi Stuart



Sabrina Stutsman,
Meghan King, Korina
Rosario



Ellie
Cooper




Jessica van der Linden

Leslie Malerich



Alex
Powers

Sydney
Broderick



Myssi Calkins



Kaleigh
Rafter




Lacey Waldrop



Jessie Warren



Jessica Burroughs



Tiffany McDonald



Veronica Wootson



Yuruby Alicart



Monica Perry

- Courtney Adams Puerto Rico National Team (2013)
- Leslie Adams Carolina Diamonds (1997-99)
- Yuruby Alicart Venezuelan National Team (2000-18), 2008 Beijing Olympics Participant
- Jessica Burroughs USSSA Pride (2017-19), No. 1 Overall Pick in 2017 NPF Draft, Athletes Unlimited (2020)
- Sydney Broderick USSSA Pride (2017)
- Myssi Calkins Georgia Pride (1999)
- Ellie Cooper New Zealand National Team (2012-18), NZ Team Captain (2016-18), Junior World Championships (2011-15)
- Renee Espinoza Georgia Pride (1997)
- Kristy Fuentes Georgia Pride (1998)
- Tatiana George Harlem Diamonds (2005)
- Terese Gober Mannheim Tornados (2010)
- Carsyn Gordon Puerto Rico National Team (2016-19)
- Briana Hamilton PA Rebellion (2014-15), Akron Racers (2015)
- Kylee Hanson ScrapYard Dawgs (2018-19)
- Casey Hunter Connecticut Brackettes (2006)
- Meghan King Puerto Rico National Team (2015-19)
- Leslie Malerich Connecticut Brackettes (2005-06), Italian National Team
- Tiffany McDonald British National Team (2006), Coach for Dutch National Team
- Shannon Mitchem Silver Bullets (1993-98)
- Maddie O'Brien PA Rebellion (2015)
- Monica Perry Hotel Ambassador cc Terrasvogels (2013), South Australian Starz (2015-18)
- Alex Powers USSSA Pride (2017-19)
- Kaleigh Rafter Canadian National Team (2007-18), 2008 Olympics Participant, WMLS International Japan (2013-14), 2015 Pan Am Games Gold Medalist
- Korina Rosario Puerto Rico National Team (2015-18)
- Kathryn Sandercock USA Junior National Team (2017-19)
- Courtney Senas PA Rebellion (2015-16)
- Laurie Shephard Silver Bullets (1995-98)
- Sydney Sherrill USA Junior National Team (2017-18)
- Brandi Stuart Akron Racers (2004)
- Sabrina Stutsman Puerto Rico National Team (2015-17)
- Jessica van der Linden Arizona Heat (2004), Puerto Rico National Team
- Elisa Vasquez Houston (2004)
- Lacey Waldrop Chicago Bandits (2015-18)
- Jessie Warren (2019 Rawlings Golden Glove Winner) USSSA Pride (2018-19), Athletes Unlimited (2020)
- Shamalene Wilson Georgia Pride (1997)
- Veronica Wootson Akron Racers (2007-08)
- Carly Wynn Tennessee Diamonds (2010)



Courtney Senas, Briana Hamilton, Maddie O'Brien

1981 & 1982 NATIONAL CHAMPIONS

Before the games were televised on ESPN and before there were professional leagues, the main goal of collegiate softball was to go out, give your best and try to win, but mainly the student-athletes were there because they loved the game and they wanted to have fun. For two years in the early 1980's, the Florida State softball team not only had fun, but also dominated its competition and brought home a pair of national championships.

There was plenty of reason for optimism going into the 1981 season after FSU won 13 of its last 15 games the year before and was one game away from advancing to the AIAW National Tournament. Countering the momentum from 1980 was the inexperience of the 1981 roster which featured only six returnees but a host of talented newcomers.

"It was a lot of fun," former head coach Dr. JoAnne Graf said. "They had known each other from summer league ball so I think there was a lot of respect right away. Anytime you win it's a whole lot of fun. That team was in every game, they won, obviously, most of them, but it's always fun to coach people who win and they worked hard. They just had that confidence, that air that they were going to have to lose the game; no one was going to beat them."

Any concerns about the 1981 season were quickly erased as the Seminoles ran out to a 19-2 start with a trio of tournament titles. The only hiccup during the year came at the South Florida Invitational as FSU lost three of four but that also served as a wake up call as the Seminoles won 16-straight games to push their record to 38-5.

Just when the Seminoles had everything going in their favor, another bump in the road came. Winners of its last 16 games, FSU dropped a pair of games to East Carolina to finish second at the North Carolina State Invitational. But just like the losses at South Florida, the setback refocused the Seminoles when they needed it the most.

Few would have guessed that the 5-2 loss to the Pirates would be the Seminoles' last of the season. FSU took four-straight heading into the FAIAW State Tournament where it breezed to the state title with four more wins to match the most wins in school history. Up next was the AIAW Region III Tournament where the Seminoles took the next step, sweeping four more games to advance to the National Tournament.

Proving its versatility, FSU won every way possible, outscoring Western Carolina 13-9 in the first game before winning a defensive triumph 4-3 over North Carolina State. FSU disposed of the Pirates 12-3 then beat North Carolina 4-1 to capture the school's first national championship in women's athletics.

Postseason accolades came in for Darby Cottle as the shortstop collected All-America honors after hitting .428. Joining her on the All-America squad was second baseman Jan Sikes as she hit .477.

"Those teams were so full of life, heart, we had great camaraderie," former player Susan Painter said. "It started at the top with JoAnne. We had a great group of players, but she was the main component. She kept us on top and kept fighting for us and for the title. Every great team has a fit and that one certainly did. It was quite a group. We still keep in touch, but I miss that."

The pieces were in place for another run in 1982 and the Seminoles wasted no time as they won their first 12 games, highlighted by the title at the Florida Invitational - including eight shutouts. Ironically the "low point" of the season came at the Lady Seminole Invitational where FSU lost three in a row.

But just like they had done the previous year, the Seminoles bounced back to win 10-straight, including titles at the Friendly City and South Florida Invitationals. Twice during the middle half of the season the Seminoles scored 30 runs or more, including a 39-5 drubbing of Georgia Southern.

Despite all of FSU's success that year - the Seminoles won four of six regular season tournaments - there was one team it could not get past: rival Florida. Of the 10 losses that season, six came to the Gators, including back-to-back losses at the Montgomery Invitational where FSU finished second.



Similar to 1981, the losses refocused the Seminoles as they won their next 12 going into the FAIAW tournament. UF got the Tribe again 2-1 in the third game, but the Seminoles won a pair to claim the state title. Florida State had relatively little trouble in the regional tournament, only dropping a 2-1 decision to South Florida before beating the Bulls for the trophy.

The stage was set for a repeat and the Seminoles were on a mission having won 21 of their last 23 games. The first three games were a breeze as FSU outscored its opponents 46-6 with wins over Georgia Southern, South Florida and UNC-Charlotte. All that stood between FSU and its second national championships were the Florida Gators.

While Florida State held an 8-6 lead in the season series, Florida was the only team that had been close to FSU over the last five years and handed the Seminoles their worst loss in school history at the time, a 14-0 defeat during the middle of the season. With the championship on the line the Seminoles were at their best and they prevailed 9-4 to claim their second-straight national championship.

The accolades poured in for the Seminoles again, headed by Cottle who was named the Broderick Award winner as the AIAW Player of the Year. She was joined on the All-America squad by Natalie Drouin, Painter, Toni Robinette and Sikes.

"We were like a big family, I don't even remember anyone not getting along," Drouin said. "We had two great teams and I don't know which one was better. They were pretty equal. At the time none of us really knew what we had accomplished, we just wanted to do our best and have fun, but afterwards it was thrilling."

The Seminoles won 110 games those two years with a 54-7 record in 1981 and a 56-10 mark the year after. Florida State was an offensive juggernaut those two seasons, scoring an average of 9.2 runs per game. What might be even more impressive was the Seminoles' pitching and defense. Behind Painter, the team's lone pitcher, FSU gave up only 2.7 runs per game, a number that is unfathomable in slow pitch.

"I remember a lot of team unity and enthusiasm," Cottle said. "We were a group of winners, that's for sure, and we were a team that was willing to do whatever it took to get to the top. I'm just proud to have been part of the teams that started a tradition of winning."

While the AIAW was disbanded one year later and FSU went to NCAA competition in 1984, the players on those teams were the founders of a legacy that continues today.



DR. JOANNE GRAF

Dr. JoAnne Graf spent 30 successful seasons at the helm of the Florida State softball program. With 1,437 victories under her belt, Graf retired on June 15, 2008, with more wins than any other head coach in collegiate softball.

The first collegiate softball coach to earn 1,400 victories, Graf's numerous achievements with Florida State softball include AIAW slowpitch national championships in 1981 and 1982, seven trips to the Women's College World Series, with the first coming in 1986 (just four years after FSU went to NCAA fastpitch softball), 21 NCAA Regional appearances and 10 Atlantic Coast Conference titles.

On April 2, 2005, then-Florida State University President Dr. T.K. Wetherell officially renamed the softball stadium "JoAnne Graf Field at the Seminole Softball Complex," making her



among only two active softball coaches with fields named after them. On September 13, 2013, Graf was inducted into the Florida State Athletics Hall of Fame

One of the most prolific coaches in collegiate softball, Graf concluded her career having won 75 percent of her games (1,437-478-6), including a 1,218-425-6 (.740) mark in NCAA Division I play. Her NCAA career win total is currently 11th all-time. Florida State averaged 50.75 wins per year under her guidance since beginning NCAA play ranked No. 1 during that span.

Graf is a 1975 graduate of Florida State. In 1992, she earned her doctorate degree in athletic administration at FSU, and taught at her alma mater until her retirement in 2013.

In 2019, FSU Softball began naming its first home tournament every season the "JoAnne Graf Classic" to honor the amazing person, teacher and coach that helped set the foundation that has helped the Seminoles be one of the best programs in the nation.



The JoAnne Graf File

- 1,437 All-Time Victories at Florida State
- Six-Time ACC Coach of the Year
- 21 NCAA Tournament Appearances
- Seven Women's College World Series Appearances
- 74 All-ACC Selections

- Back-to-Back AIAW National Championships (1981 & 1982)
- 10 Atlantic Coast Conference Titles
- 45 NCAA Tournament Victories
- 34 All-America Awards

NCAA RECORDS

INDIVIDUAL LEADERS

SINGLE-GAME RECORDS

CONSECUTIVE PLATE APPEARANCES, REACHING BASE

18 Maddie O'Brien, April 16-20, 2014 (2nd)

INTENTIONAL BASES ON BALLS

4 Maddie O'Brien vs. Pitt, April 16, 2014 (T-1st)

CONSECUTIVE VICTORIES

50 Rebecca Aase, Feb. 25, 1991-April 24, 1993 (2nd)

CONSECUTIVE BASES ON BALLS

8 Maddie O'Brien, April 19-20, 2014 (T-6th)

7 Maddie O'Brien, April 1-3, 2015 (T-8th)

5 Alex Powers, May 7-8, 2015 (T-16th)

STOLEN BASES

5 Serita Brooks vs. Bethune-Cookman May 17, 2001 (T-6th)

CONSECUTIVE STOLEN BASES

54 Serita Brooks, Feb. 9-May 19, 2001 (T-12th)

CONSECUTIVE HOME RUNS

4 vs. USF, May 18, 2019 - fifth inning (T-1st)

HOME RUNS, INNING

4 vs. USF, May 18, 2019 - fifth inning (T-9th)

CONSECUTIVE GAMES HITTING STREAK

28 Natasha Jacob, April 4, 2005-Feb. 14, 2006 (T-18th)

SEASON RECORDS

GRAND SLAMS

Player	Year	Cl.	G	GS
Carsyn Gordon	2016	Fr.	59	3

RUNS BATTED IN

Player	Year	Cl.	G	RBI
Maddie O'Brien	2014	Jr.	64	83 (T-19th)

STOLEN BASES

Player	Year	Cl.	G	SB
Danielle Cox	1999	Sr.	66	73 (T-2nd)
Shamalene Wilson	1996	Sr.	72	69 (T-6th)
Myssi Calkins	1997	Sr.	65	61 (T-10th)

BASES ON BALLS

Player	Year	Cl.	G	RBI
Maddie O'Brien	2015	Sr.	63	73 (T-11th)

HOME RUNS

Player	Year	Cl.	G	RBI
Maddie O'Brien	2014	Jr.	64	24 (T-24th)

GAMES

Player	Year	G
Leslie Malerich	2000	58 (T-18th)

WINNING PERCENTAGE

Player	Year	Cl.	W	L	Pct.
Rebecca Aase	1992	So.	28	0	1.000 (T-1st)

EARNED-RUN AVERAGE

Player	E-R.A.	Years
Shelly Berube	0.22	1984 (T-16th)

NO HITTERS

Player	Years
Julie Larsen	1986 (T-7th)

ASSISTS

Player	Year	Cl.	G	Assists
Cindy Lawton	1995	Sr.	73	189 (T-22nd)

CAREER RECORDS

PERFECT GAMES

No.	Player	Years
6	Julie Larsen	1985-88 (T-2nd)

GAMES PLAYED

No.	Player	Years
-----	--------	-------

295	Jessica van der Linden	2001-04 (3rd)
290	Brandi Stuart	2000-03 (T-7th)
281	Kristi Hull	1995-98 (19th)

AT BATS

No.	Player	Years
875	Veronica Wootsen	2004-07 (T-15th)

STOLEN BASES

No.	Player	Years
185	Myssi Calkins	1994-97 (7th)
162	Brandi Stuart	2000-03 (T-12th)
161	Shamalene Wilson	1993-96 (T-14th)

TRIPLES

No.	Player	Years
30	Shamalene Wilson	1993-96 (12th)

NO HITTERS

No.	Player	Years
12	Julie Larsen	1985-88 (T-12th)

ASSISTS

No.	Player	Years
591	Tami Post	1996-99 (13th)

STOLEN-BASE PERCENTAGE (min. 50 attempts)

No.	Player	Years
0.942	Morgan Bullock (49-of-52)	2010-13 (T-16th)
0.931	Shamalene Wilson (161-of-173)	1993-96 (26th)

BASES ON BALLS

No.	Player	Years
198	Maddie O'Brien	2012-15 (12th)

EARNED-RUN AVERAGE

No.	Player	Years
0.47	Toni Gutierrez	1990-93 (T-19th)

STRIKEOUT RATIO (K PER 7 IP)

No.	Player	Years
9.98	Sarah Hamilton (1,005 K in 704.1 IP)	2008-11 (T-25th)

ANNUAL NCAA INDIVIDUAL LEADERS

HOME RUNS

Year	Player	Cl.	G	No.	Avg.
1987	Tiffany Daniels	So.	64	10	0.16

DOUBLES

Year	Player	Cl.	G	No.	Avg.
2018	Sydney Sherrill	Fr.	70	29	0.41

RUNS BATTED IN

Year	Player	Cl.	G	No.	Avg.
2014	Maddie O'Brien	Jr.	64	83	1.30

STOLEN BASES PER GAME

Year	Player	Cl.	G	SB	SBA	Avg.
1999	Danielle Cox	Sr.	66	73	82	1.11

STOLEN BASES

Year	Player	Cl.	G	SB
1996	Shamalene Wilson	Sr.	72	69
1999	Danielle Cox	Sr.	66	73

STRIKEOUT RATIO (Strikeouts per seven innings)

Year	Player	Cl.	G	IP	SO	Avg.
1984	Tina Kyler	Jr.	20	135.1	224	11.6
1985	Julie Larsen	Fr.	21	122.0	175	10.0

TOTAL BASES

Year	Player	Cl.	G	H	AB	TB	Avg.
2014	Maddie O'Brien	Jr.	64	73	172	162	.942
2014	Jessica Warren	Jr.	64	74	179	165	.922

BASES ON BALLS


Year	Player	Cl.	G	No.	Avg.
2015	Maddie O'Brien	Sr.	63	73	1.16

VICTORIES

Year	Player	Cl.	G	IP	W	L	Pct.
2014	Lacey Waldrop	Jr.	48	266.1	38	7	.844



NCAA RECORDS



Toni Gutierrez

TEAM RECORDS

PITCHING

CONSECUTIVE SCORELESS INNINGS

124 Florida State, February 20-March 19, 1993

STRIKEOUTS IN A GAME

28 Florida State vs. Southern Miss., March 10, 1984 (16 inn)

TEAM LEADERS

SINGLE-GAME RECORDS

LONGEST GAME

Inn.	Team (Score), Opponent (Score)	Date
15	Florida State (1), Southern Miss. (0)	March 10, 1984 (T-27th)

LONGEST WINNING STREAK

No.	Team	Dates
32	Florida State	March 4-26, 1985 (T-11th)
27	Florida State	March 22-May 15, 2003 (T-25th)

HOME RUNS IN AN INNING

No.	Team	Dates
4	Florida State	May 18, 2019 (T-6th)

CONSECUTIVE HOME RUNS

No.	Team	Dates
4	Florida State	May 19, 2019 (T-1st)

SEASON RECORDS

BATTING - HITS

Team	Year	G	Hits
Florida State	1995	73	628 (20th)

BATTING - HOME RUNS

Team	Year	G	Home Runs
Florida State	2019	65	105 (T-16th)

BATTING - TOTAL BASES

Team	Year	G	Bases
Florida State	2019	65	1,006 (17th)

PITCHING - EARNED RUN AVERAGE

Team	Year	W-L-T	IP	R	ER	ERA
Florida State	1984	40-5-2	341.0	30	18	0.37 (T-14th)

PITCHING - SHUTOUTS

Team	Year	SHO
Florida State	1992	40 (T-12th)

MISCELLANEOUS - VICTORIES

Team	Year	W	L	T	Pct.
Florida State	1992	63	9	0	.875 (T-14th)

ANNUAL TEAM CHAMPIONS

HITS

Year	Team	G	W	L	T	AB	Hits	Avg.
1992	Florida State	72	63	9	0	1,842	580	.315

DOUBLES

Year	Team	G	W	L	T	2B	Avg.
2018	Florida State	70	58	12	0	115	1.64

TRIPLES

Year	Team	G	W	L	T	3B	Avg.
2017	Florida State	64	55	8	1	24	0.38

RUNS

Year	Team	G	W	L	T	R	Avg.
1992	Florida State	72	63	9	0	364	5.06

HOME RUNS PER GAME

Year	Team	G	W	L	T	HR	Avg.
1989	Florida State	53	39	14	0	17	0.32

STOLEN BASES

Year	Team	G	W	L	T	SB	SBA	Avg.
1996	Florida State	72	51	21	0	160	171	2.22

TOTAL BASES

Year	Team	G	W	L	T	AB	TB	Pct.
1992	Florida State	72	63	9	0	1,842	766	.416
2018	Florida State	70	58	12	0	1,798	904	.502

EARNED RUN AVERAGE

Year	Team	G	W	L	T	IP	R	ER	ERA
2001	Florida State	70	58	12	0	474.3	75	48	0.71
2004	Florida State	74	62	12	0	498.3	76	44	0.62

DIVISION I SOFTBALL COACHING RECORDS

WINNINGEST COACHES ALL-TIME

BY VICTORIES

(Minimum 10 years as a Division I head coach; includes spring varsity fast-pitch record at four-year colleges only.)

Ranking, Coach, Team	Yrs.	Won	Lost	Tied	Pct.
11. JoAnne Graf (Florida St. 1984-2008)	25	1,186	425	6	.735

BY PERCENTAGE

(Minimum 10 years as a Division I head coach; includes spring varsity fast-pitch record at four-year colleges only.)

Ranking, Coach, Team	Yrs.	Won	Lost	Tied	Pct.
17. JoAnne Graf (Florida St. 1984-2008)	25	1,186	425	6	.735



JoAnne Graf

TEAM AND INDIVIDUAL RECORDS

TEAM SEASON RECORDS

Victories

Most in a Season 63 1992 (63-9)

Streaks

All-time winning streaks 32 Mar. 4-26, 1985
 629 Feb. 23-April 9, 2017
 27 Mar. 22-May 11, 2003
 *25 Feb. 9-Mar. 18, 1992
 24 Mar. 3-April 9, 2017
 22 Feb. 20-Apr. 3, 2016
 *22 Feb. 8-Mar. 4, 2019
 *21 Feb. 13-Mar. 19, 1993
 20 March 3-April 6, 2018
 20 Mar. 21-Apr. 9, 1991
 18 Mar. 13-Mar. 28, 1998
 18 Apr. 11-May 16, 1992
 18 Mar. 10-23, 1986
 17 Mar. 12-Apr. 6, 2014
 17 Feb. 7-Mar. 1, 2014
 17 ^1984

G - unbeaten streak (28-0-1); * - streak started the season; ^ - dates unknown

Longest Losing Streak 8 March 4-11, 2000
 Highest Winning Pct. in Season .875 1984 (41-5-2)
 1992 (63-9)

Shutouts

Fewest Times Shutout in Season 2 2016 (65 games),
 1997 (65 games), 2014 (64 games), 2010 (62 games), 1995 (61 games)
 Most Times Shutout in Season 10 1994
 Most Recorded in Season 40 1992

Shutout Streaks

Without Being Shutout 49 April 25, 2015 - April 13, 2016
 Most Consecutive 17 1993
 Consecutive Scoreless Innings Pitched 124.2 1993

HITTING

Runs

Most in Game 22 vs. Detroit Mercy, 2020
 Most Allowed in Game 17 vs. Michigan, 2014
 Largest Winning Margin 20 vs. B-CU, 2013
 Largest Losing Margin 14 vs. Michigan, 2014
 Most in Season 459 2016
 Most Allowed in a Season 256 2006

Hits

Most in Season 628 1995
 Most Allowed in Season 442 1998

Doubles

Most in Season 115 2018
 Most Allowed in Season 69 2006, 1998

Triples

Most in Season 33 1994
 Most Allowed in Season 23 1994

Home Runs

Most in Season 105 2019
 Most Allowed in Season 47 2006

Runs Batted In

Most in Season 423 2019
 Most Allowed in a Season 232 2006

Batting Average

Highest in Season .330 2019
 Highest Allowed in Season .246 2011

Walks

Most in Season 318 2014
 Most Allowed in Season 229 2005

Stolen Bases

Most in Season 160 1996
 Most Allowed in Season 63 2002, 2007

FIELDING

Putouts

Most in Season 1,604 2000

Assists

Most in Season 804 2000

Errors

Most in Season 108 2006
 Most by Opponents in Season 155 1995

Fielding Percentage

Highest in Season .977 2018

PITCHING

Pitching Appearances

Most in Season 78 2000

Innings Pitched

Most in Season 534.2 2000

No Hitters

Most in Season 8 1986

Earned Run Average

Lowest in Season 0.37 1984 (18 ER-339.2 IP)
 Highest in Season 2.71 2006 (192 ER-496.1 IP)

INDIVIDUAL SEASON RECORDS

BATTING

Most Games Played: 78, Kimmy Carter, 2000
 Brandi Stuart, 2000
 Serita Brooks, 2000
 Natalie Bennett, 2000
 252, Natasha Jacob, 2006
 72, Shamalene Wilson, 1996
 99, Serita Brooks, 2000
 29, Sydney Sherrill, 2018
 11, Tiffany Daniels, 1987
 11, Shamalene Wilson, 1995
 24, Maddie O'Brien, 2014
 83, Maddie O'Brien, 2014
 73, Maddie O'Brien, 2015
 55, LaShaun Davis, 2005
 432, Danielle Cox, 1999
 73, Danielle Cox (73-of-82), 1999
 25, Shannon Mitchem, 1992

At Bats:

Runs:

Hits:

Doubles:

Triples:

Home Runs:

RBI's:

Walks:

Strikeouts:

Batting Average:

Stolen Bases:

Sacrifices:

FIELDING

Putouts:

Assists:

Errors:

Fielding Pct.:

498, Becky Wallace, 2000
 189, Cindy Lawton, 1995
 34, Jesse McGregor, 1996
 1,000, Julie Rice (320 chances), 1990
 Morgan Klavemann (65 outfield chances), 2015

PITCHING

Appearances:

Games Started:

Innings Pitched:

Wins:

Losses:

No Hitters:

Runs (Most):

Runs (Least):

Earned Runs (Most):

Earned Runs (Least):

Hits (Most):

Walks (Most):

Walks (Least):

Strikeouts:

Hit Batsmen:

Earned Run Average:

Most Doubles Allowed:

Most Triples Allowed:

Most Home Runs Allowed:

Most Consecutive Victories:

Best Win Percentage:

Combined Strikeouts by Starting Pitchers:

Jessica Burroughs (4) vs. Kelly Barnhill (21), May 3, 2017



ALL-TIME TOP 10

BATTING RECORDS

GAMES

1. Kristy Hull	281	1995-98
2. Brandi Stuart	280	2000-03
3. Jessica van der Linden	275	2001-04
4. Tami Post	273	1996-99
Veronica Wootson	273	2004-07
6. Kimmy Carter	272	1999-02
7. Myssi Calkins	271	1994-97
8. Jesse McGregor	267	1996-99
9. Dani Morgan	266	2017-21
10. Natasha Jacob	264	2003-06

BATTING AVERAGE

1. Jessie Warren	.391	2015-18
2. Shamalene Wilson	.366	1993-96
Danielle Cox	.366	1998-99
4. Morgan Klavemann	.361	2015-18
Jessica van der Linden	.361	2001-04
6. Sydney Sherrill	.360	2018-Pr.
7. Brandi Stuart	.357	2000-03
8. Tiffany Daniels	.357	1986-89
9. Carly Wynn	.355	2007-10
10. Cindy Lawton	.354	1994-95

RUNS

1. Jessie Warren	229	2015-18
2. Shamalene Wilson	223	1993-96
3. Cali Harrod	211	2016-19
4. Tiffani Brown	207	2010-14
5. Carsyn Gordon	199	2016-19
Veronica Wootson	199	2004-07
7. Morgan Klavemann	193	2015-18
8. Brandi Stuart	192	2000-03
9. Courtney Senas	180	2011-14
10. Sydney Sherrill	176	2018-Pr.

HITS

1. Shamalene Wilson	310	1993-96
2. Jessie Warren	288	2015-18
3. Brandi Stuart	287	2000-03
4. Tiffani Brown	285	2010-14
5. Veronica Wootson	282	2004-07
6. Jessica van der Linden	277	2001-04
7. Kristy Hull	275	1995-98
8. Natasha Jacob	271	2003-06
9. Myssi Calkins	253	1994-97
10. Carly Wynn	247	2007-10

DOUBLES

1. Sydney Sherrill	66	2018-Pr.
2. Jessie Warren	51	2015-18
Alex Powers	51	2014-17
4. Jessica van der Linden	50	2001-04
5. Carly Wynn	45	2007-10
6. Cali Harrod	41	2016-19
Maddie O'Brien	41	2012-15
Veronica Wootson	41	2004-07
9. Victoria East	39	2013-16
Brandi Stuart	39	2000-03

TRIPLES

1. Shamalene Wilson	30	1993-96
2. Tiffani Brown	22	2010-14
Veronica Wootson	22	2004-07
4. Tiffany Daniels	21	1986-89
5. Lisa Davidson	19	1991-94
6. Kimmy Carter	18	1999-02
7. Jessica van der Linden	17	2001-04
Brandi Stuart	17	2000-03
9. Leslie Barton	16	1990-93
Susan Buttery	16	

HOME RUNS

1. Jessie Warren	83	2015-18
2. Maddie O'Brien	55	2012-15
3. Carsyn Gordon	38	2016-19
4. Courtney Senas	36	2011-14
5. Alex Powers	35	2014-17
6. Cali Harrod	34	2016-19
8. Sydney Sherrill	34	2018-Pr.
8. Cassidy Davis	32	2017-21
Elizabeth Mason	32	2018-21
10. Anna Shelnett	31	2017-21

RBI

1. Jessie Warren	273	2015-18
2. Maddie O'Brien	216	2012-15
3. Carsyn Gordon	174	2016-19
4. Alex Powers	171	2014-17
5. Sydney Sherrill	168	2018-Pr.
6. Jessica van der Linden	161	2001-04
7. Courtney Senas	158	2011-14
8. Dani Morgan	157	2017-21
9. Brandi Stuart	151	2000-03
10. Elizabeth Mason	146	2018-21

STOLEN BASES

1. Myssi Calkins	185	1994-97
2. Shamalene Wilson	164	1993-96
3. Brandi Stuart	161	2000-03
4. Morgan Klavemann	126	2015-18
5. Cali Harrod	124	2016-19
6. Tiffani Brown	109	2010-14
7. Serita Brooks	97	2000-01
8. Danielle Cox	93	1998-99
9. Veronica Wootson	79	2004-07
10. Whitney Buckmon	75	2005-08

WALKS

1. Maddie O'Brien	198	2012-15
2. Cali Harrod	155	2016-19
3. Carsyn Gordon	153	2016-19
4. Jessica van der Linden	144	2001-04
5. Sydney Sherrill	135	2018-Pr.
6. Alex Powers	133	2014-17
Brandi Stuart	133	2000-03
8. Morgan Klavemann	123	2015-18
9. Jessie Warren	121	2015-18
10. Ashley Stager	113	2008-11

SLUGGING PERCENTAGE

1. Jessie Warren	.820	2015-18
2. Maddie O'Brien	.645	2012-15
3. Sydney Sherrill	.631	2018-Pr.
4. Yuruby Alicart	.622	2006-07
5. Alex Powers	.612	2014-17
6. Tiffany Daniels	.592	1986-89
7. Kaleigh Rafter	.582	2009
8. Carsyn Gordon	.558	2016-19
9. Courtney Senas	.547	2011-14
10. Carly Wynn	.543	2007-10

PITCHING RECORDS

APPEARANCES

1. Leslie Malerich	179	1999-02
2. Meghan King	173	2016-19
3. Lacey Waldrop	170	2012-15
4. Tiffany McDonald	163	2005-08
5. Jessica Burroughs	152	2014-17
6. Sarah Hamilton	149	2008-11
7. Terese Gober	141	2007-10
8. Casey Hunter	137	2002-05
9. Jen White-Stokes	135	1998-01
10. Kristy Fuentes	125	1994-97

INNINGS PITCHED

1. Leslie Malerich	988.2	1999-02
2. Tiffany McDonald	898.1	2005-08
3. Lacey Waldrop	859.2	2012-15
4. Debbie DeJohn	798.0	1987-90
5. Meghan King	791.0	2016-19
6. Casey Hunter	759.1	2002-05
7. Julie Larsen	759.0	1985-88
8. Jen White-Stokes	756.1	1998-01
9. Christy Larsen	706.1	1988-91
10. Sarah Hamilton	704.2	2008-11

WINS

1. Lacey Waldrop	109	2012-15
2. Meghan King	108	2016-19
3. Leslie Malerich	107	1999-02
4. Jessica Burroughs	92	2014-17
5. Debbie DeJohn	90	1987-90
6. Casey Hunter	85	2002-05
Julie Larsen	85	1985-88
8. Tiffany McDonald	79	2005-08
9. Christy Larsen	77	1988-91
10. Jessica van der Linden	76	2001-04

STRIKEOUTS

1. Sarah Hamilton	1,005	2008-11
2. Tiffany McDonald	939	2005-08
3. Lacey Waldrop	917	2012-15
4. Jessica van der Linden	899	2001-04
5. Casey Hunter	893	2002-05
6. Jessica Burroughs	845	2014-17
7. Julie Larsen	834	1985-88
8. Christy Larsen	758	1988-91
9. Leslie Malerich	751	1999-02
10. Terese Gober	692	2007-10

EARNED RUN AVERAGE

(MINIMUM 300 IP)

1. Shelley Berube	0.38	1984-85
2. Toni Gutierrez	0.47	1990-93
3. Tina Kyler	0.50	1984-85
4. Julie Larsen	0.68	1985-88
5. Debbie DeJohn	0.69	1987-90
6. Marla Looper	0.78	1993-94
7. Rebecca Aase	0.84	1991-94
8. Jessica van der Linden	0.96	2001-04
9. Christy Larsen	0.98	1988-91
10. Renee Espinoza	1.06	1995-96

SHUTOUTS

1. Toni Gutierrez	52	1990-93
2. Julie Larsen	51	1988-91
3. Leslie Malerich	47	1999-02
4. Debbie DeJohn	43	1987-90
5. Rebecca Aase	42	1991-94
6. Jessica van der Linden	39	2001-04
7. Christy Larsen	37	1988-91
8. Casey Hunter	36	2002-05
9. Renee Espinoza	29	1995-96
10. Kristy Fuentes	28	1994-97
Meghan King	28	2016-19

SAVES

1. Leslie Malerich	12	1999-02
2. Meghan King	11	2016-19
3. Jessica Burroughs	9	2014-17
Jessica Nori	9	2011-14
5. Sarah Hamilton	8	2008-11
Tiffany McDonald	8	2005-07
7. Lacey Waldrop	7	2012-15
Casey Hunter	7	2002-05
9. Bailey Schinella	5	2012-15
Marla Looper	5	1993-94
Terese Gober	5	2007-10
Kathryn Sandercock	5	2019-Pr.

FIELDING RECORDS

ASSISTS

1. Tami Post	591	1996-99
2. Jesse McGregor	523	1996-99
3. Jessie Warren	515	2015-18
4. Michelle Snyder	491	2006-09
5. Cali Harrod	451	2016-19
6. Brandi Stuart	445	2000-03
7. Veronica Wootson	422	2004-07
8. Shannan Mitchem	418	1990-92
9. Sydney Sherrill	414	2018-Pr.
10. Maddie O'Brien	405	2012-15

PUTOUTS

1. Anna Shelnett	1211	2017-21
2. Wendy Braye	1209	1994-97
3. Brittany Osmon	1203	2005-08
4. Corrie Williams	1152	1996-99
5. Alex Powers	1124	2014-17
6. Beth Wade	1117	2001-04
7. Heather Feltman	1013	1993-95
8. Elisa Vasquez	1006	2001-04
9. Carsyn Gordon	923	2016-19
10. Victoria East	901	2013-16

Returning Players in BOLD

SINGLE SEASON TOP 10

BATTING RECORDS

AT BATS

1.	Natasha Jacob	252	2006
2.	Veronica Wootson	248	2004
3.	Serita Brooks	242	2000
4.	Susan Buttery	240	1991
5.	Brandi Stuart	233	2000
6.	Kristy Hull	232	1995
7.	Shamalene Wilson	229	1996
8.	Danielle Cox	227	1999
	Cindy Lawton	227	1995
10.	Whitney Buckmon	222	2006

BATTING AVERAGE

1.	Danielle Cox	.432	1999
2.	Maddie O'Brien	.424	2014
3.	Jessie Warren	.413	2017
4.	Jessica van der Linden	.412	2003
5.	Morgan Klavevemann	.410	2017
6.	Sydney Sherrill	.405	2019
7.	Jessie Warren	.404	2018
8.	Shamalene Wilson	.402	1996
9.	Jessica van der Linden	.401	2004
	Serita Brooks	.401	2000

RUNS

1.	Cali Harrod	73	2019
2.	Shamalene Wilson	72	1996
3.	Jessie Warren	71	2016
4.	Veronica Wootson	70	2004
5.	Morgan Klavevemann	69	2016
6.	Carsyn Gordon	66	2019
7.	Tiffani Brown	65	2014
	Courtney Senas	65	2014
9.	Brandi Stuart	63	2002
	Tiffany Daniels	63	1987

HITS

1.	Serita Brooks	99	2000
2.	Danielle Cox	98	1999
3.	Natasha Jacob	94	2006
4.	Shamalene Wilson	91	1996
5.	Kristy Hull	87	1995
	Cindy Lawton	87	1995
7.	Susan Buttery	84	1991
8.	Veronica Wootson	83	2004
9.	Myssi Calkins	82	1997
10.	Sydney Sherrill	81	2018
	Brandi Stuart	81	2002
	Shamalene Wilson	81	1994

DOUBLES

1.	Sydney Sherrill	29	2018
2.	Alex Powers	19	2017
	Yuruby Alicart	19	2006
4.	Sydney Sherrill	18	2019
	Carly Wynn	18	2010
6.	Maddie O'Brien	17	2014
	Yuruby Alicart	17	2007
8.	Alex Powers	16	2016
	Victoria East	16	2013
	Cindy Lawton	16	1995

TRIPLES

1.	Tiffany Daniels	11	1987
	Shamalene Wilson	11	1995
3.	Veronica Wootson	9	2006
	Susan Buttery	9	1991
	Lisa Davidson	9	1993
	Shamalene Wilson	9	1994
7.	Carly Wynn	8	2010
	Serita Brooks	8	1996
	Laurie Holler	8	1995
10.	Veronica Wootson	7	2004
	Brandi Stuart	7	2002
	Shamalene Wilson	7	1996
	Lisa Donaldson	7	1991

HOME RUNS

1.	Maddie O'Brien	24	2014
2.	Jessie Warren	23	2017
3.	Jessie Warren	21	2018
4.	Jessie Warren	20	2016
5.	Jessie Warren	19	2015
6.	Sydney Sherrill	16	2019
	Alex Powers	16	2016
8.	Carsyn Gordon	15	2019
	Cali Harrod	15	2019
	Courtney Senas	15	2014

RBI

1.	Maddie O'Brien	83	2014
2.	Jessie Warren	78	2016
3.	Jessie Warren	70	2018
4.	Jessie Warren	68	2017
5.	Alex Powers	63	2016
6.	Sydney Sherrill	60	2019
	Dani Morgan	58	2019
	Sydney Sherrill	58	2018
9.	Elizabeth Mason	57	2019
	Jessie Warren	57	2015
	Courtney Senas	57	2014

STOLEN BASES

1.	Danielle Cox	73	1999
2.	Shamalene Wilson	69	1996
3.	Myssi Calkins	61	1997
4.	Serita Brooks	55	2001
5.	Brandi Stuart	54	2002
	Myssi Calkins	54	1996
7.	Morgan Klavevemann	53	2016
8.	Myssi Calkins	44	1994
9.	Cali Harrod	43	2019
	Tiffani Brown	43	2012
	Serita Brooks	43	2000

WALKS

1.	Maddie O'Brien	73	2015
2.	Cali Harrod	57	2019
3.	Alex Powers	56	2015
	Maddie O'Brien	56	2014
5.	Carsyn Gordon	54	2018
6.	Erika Leonard	52	2012
7.	Morgan Klavevemann	51	2016
	Sydney Sherrill	51	2021
9.	Brandi Stuart	49	2002
10.	Jessica van der Linden	46	2003

SLUGGING PERCENTAGE

1.	Maddie O'Brien	.942	2014
2.	Jessie Warren	.922	2017
3.	Jessie Warren	.836	2018
4.	Jessie Warren	.765	2016
5.	Sydney Sherrill	.762	2019
6.	Jessie Warren	.761	2015
7.	Alex Powers	.721	2016
8.	Dani Morgan	.694	2019
9.	Sydney Sherrill	.676	2018
10.	Tiffany Daniels	.673	1987

PITCHING RECORDS

APPEARANCES

1.	Leslie Malerich	58	2000
2.	Tiffany McDonald	57	2006
3.	Leslie Malerich	55	2002
4.	Lacey Waldrop	48	2014
	Kristy Fuentes	48	1997
6.	Meghan King	47	2016
	Lacey Waldrop	47	2013
	Casey Hunter	47	2005
9.	Sarah Hamilton	45	2011
	Sarah Hamilton	45	2010

INNINGS PITCHED

1.	Tiffany McDonald	329.1	2006
2.	Leslie Malerich	323.0	2000
3.	Leslie Malerich	315.1	2002
4.	Kristy Fuentes	310.0	1997
5.	Toni Gutierrez	285.1	1992
6.	Christy Larsen	275.0	1991
7.	Casey Hunter	268.1	2005
8.	Lacey Waldrop	266.1	2014
9.	Renee Espinoza	253.0	1996
10.	Jessica van der Linden	246.1	2004

WINS

1.	Lacey Waldrop	38	2014
2.	Leslie Malerich	35	2002
	Leslie Malerich	35	2000
	Toni Gutierrez	35	1992
5.	Casey Hunter	33	2004
	Christy Larsen	33	1991
7.	Kristy Fuentes	32	1997
8.	Meghan King	30	2019
	Kylee Hanson	30	2018
	Tiffany McDonald	30	2006
	Renee Espinoza	30	1996

STRIKEOUTS

1.	Jessica van der Linden	378	2004
2.	Casey Hunter	338	2005
3.	Sarah Hamilton	326	2010
4.	Tiffany McDonald	312	2006
5.	Sarah Hamilton	311	2009
6.	Christy Larsen	307	1991
7.	Toni Gutierrez	295	1992
8.	Sarah Hamilton	289	2011
9.	Lacey Waldrop	287	2014
10.	Casey Hunter	277	2004

EARNED RUN AVERAGE

(MINIMUM 100 INNINGS PITCHED)

1.	Julie Larsen	0.29	1985
2.	Christy Larsen	0.35	1990
3.	Julie Larsen	0.37	1986
4.	Marla Looper	0.42	1993
5.	Toni Gutierrez	0.46	1993
	Tina Kyler	0.46	1985
7.	Toni Gutierrez	0.47	1992
8.	Rebecca Aase	0.51	1993
	Debbie DeJohn	0.51	1987
10.	Debbie DeJohn	0.53	1989
	Shelly Berube	0.53	1985

SHUTOUTS

1.	Toni Gutierrez	23	1992
2.	Jessica van der Linden	20	2004
	Julie Larsen	20	1986
4.	Leslie Malerich	16	2000
	Julie Larsen	16	1987
6.	Rene Espinoza	15	1995
	Christy Larsen	15	1990
8.	Casey Hunter	14	2004
	Toni Gutierrez	14	1991
	Debbie DeJohn	14	1990
	Tina Kyler	14	1985

SAVES

1.	Leslie Malerich	5	1995
2.	Jessica Burroughs	4	2017
	Jessica Nori	4	2014
	Jessica Nori	4	2012
	Bailey Schinella	4	2012
	Tiffany McDonald	4	2006
	Marla Looper	4	1994
9.	Meghan King	3	2019
	Meghan King	3	2018
	Meghan King	3	2017
	Jessica Burroughs	3	2015
	Sarah Hamilton	3	2010
	Tiffany McDonald	3	2007
	Casey Hunter	3	2005
	Niki Zenger	3	1995

FIELDING RECORDS

ASSISTS

1.	Cindy Lawton	189	1995
2.	Natalie Bennett	173	2000
3.	Tami Post	171	1998
4.	Shannan Mitchem	165	1992
5.	Natalie Bennett	156	2001
6.	Jesse McGregor	153	1998
7.	Jessie Warren	150	2016
8.	Veronica Wootson	149	2007
9.	Shannan Mitchem	148	1991
10.	Jessie Warren	147	2017

PUTOUTS

1.	Kaleigh Rafter	540	2009
2.	Becky Wallace	498	2000
3.	Jen Lapicki	489	2010
4.	Heather Feltmann	480	1994
5.	Heather Feltmann	463	1995
6.	Elizabeth Mason	446	2021
7.	Leslie Adams	443	1992
8.	Carsyn Gordon	431	2018
9.	Alex Powers	421	2016
10.	Victoria East	418	2013

Returning Players in **BOLD**



YEARLY LEADERS

YEARLY OFFENSIVE LEADERS (SINCE 1984)

BATTING AVERAGE

Table listing batting averages for Florida State softball players from 1984 to 2021. Includes names like Greta Bahn, Tiffany Daniels, and Sydney Sherrill.

RUNS

Table listing the number of runs scored by Florida State softball players from 1984 to 2021. Includes names like Greta Bahn, Tiffany Daniels, and Sydney Sherrill.

HITS

Table listing the number of hits recorded by Florida State softball players from 1984 to 1996. Includes names like Greta Bahn, Tiffany Daniels, and Sydney Sherrill.

Table listing yearly offensive leaders from 1997 to 2021. Includes names like Myssi Calkins, Dana Bailey, and Sydney Sherrill.

DOUBLES

Table listing the number of doubles hit by Florida State softball players from 1984 to 2021. Includes names like Teresa Collins, Greta Bahn, and Sydney Sherrill.

TRIPLES

Table listing the number of triples hit by Florida State softball players from 1984 to 2006. Includes names like Greta Bahn, Laurie Holler, and Sydney Sherrill.

Table listing yearly offensive leaders from 2007 to 2021. Includes names like Brittany Osmon, Veronica Wootson, and Sydney Sherrill.

HOME RUNS

Table listing the number of home runs hit by Florida State softball players from 1984 to 2021. Includes names like Teresa Collins, Wendy Rogers, and Sydney Sherrill.

SLUGGING PERCENTAGE

Table listing the slugging percentage of Florida State softball players from 1984 to 2021. Includes names like Teresa Collins, Laurie Holler, and Sydney Sherrill.

RUNS BATTED IN

Table listing the number of runs batted in by Florida State softball players from 1984 to 2021. Includes names like Greta Bahn, Teresa Collins, and Sydney Sherrill.

STOLEN BASES

Table listing the number of stolen bases by Florida State softball players from 1984 to 2021. Includes names like Sunmie O'Neal, Greta Bahn, and Sydney Sherrill.

WALKS

Table listing the number of walks by Florida State softball players from 1984 to 1998. Includes names like Greta Bahn, Laurie Holler, and Sydney Sherrill.

YEARLY LEADERS

1999	Christy Cerecedas.....	24
	Corrie Williams.....	24
2000	Kimmy Carter.....	29
2001	Serita Brooks.....	32
2002	Brandi Stuart.....	49
2003	Jessica van der Linden.....	46
2004	Jessica van der Linden.....	42
2005	Lesley Palmer.....	23
2006	Carly Brieske.....	20
2007	Veronica Wootson.....	26
2008	Ashley Stager.....	29
2009	Carly Wynn.....	25
	Ashley Stager.....	25
	Carly Wynn.....	42
2010	Ashley Stager.....	24
2011	Erika Leonard.....	52
2012	Maddie O'Brien.....	38
2013	Maddie O'Brien.....	56
2014	Maddie O'Brien.....	73
2015	Morgan Klavevemann.....	51
2016	Alex Powers.....	36
2017	Carsyn Gordon.....	54
2018	Calí Harrod.....	57
2019	Sydney Sherrill.....	26
2020	Sydney Sherrill.....	26
2021	Sydney Sherrill.....	51

SACRIFICE HITS

1984	Tina Kyler.....	11
1985	Tina Kyler.....	17
1986	Karyn Palgut.....	13
1987	Lynn Steele.....	18
1988	Kari Keith.....	14
1989	Kelly Flaczinski.....	17
1990	Shannan Mitchem.....	18
1991	Kelly Flaczinski.....	15
	Tina Getherall.....	15
	Shannan Mitchem.....	25
1992	Shamalene Wilson.....	17
1993	Myssi Calkins.....	21
1994	Windy Weltz.....	16
1995	Kristy Hull.....	18
1996	Windy Weltz.....	25
1997	Kristy Hull.....	21
1998	Jesse McGregor.....	23
1999	Natalie Bennett.....	21
2000	Kimmy Carter.....	19
2001	Kimmy Carter.....	15
2002	Tatiana George.....	24
2003	Natasha Jacob.....	18
2004	Kim Hoffer.....	16
2005	Whitney Buckmon.....	18
2006	Robin Ahrberg.....	14
2007	Whitney Buckmon.....	8
2008	Monica Montez.....	8
2009	Shayla Jackson.....	8
2010	Ashley Stager.....	6
2011	Morgan Bullock.....	4
	Courtney Senas.....	4
2012	Morgan Bullock.....	4
2013	Morgan Bullock.....	7
2014	Maddie O'Brien.....	5
2015	Macey Cheatham.....	10
2016	Ellie Cooper.....	16
2017	Ellie Cooper.....	12
2018	Anna Shelnutt.....	9
2019	Sydney Sherrill.....	5
2020	Kiersten Landers.....	2
2021	Josie Muffley.....	8

YEARLY PITCHING LEADERS
(SINCE 1984)

APPEARANCES

1984	Tina Kyler.....	23
1985	Tina Kyler.....	26
1986	Julie Larsen.....	33
1987	Julie Larsen.....	37
1988	Julie Larsen.....	24
1989	Debbie DeJohn.....	32
1990	Debbie DeJohn.....	35
1991	Christy Larsen.....	43
1992	Toni Gutierrez.....	44
1993	Marla Looper.....	25
1994	Marla Looper.....	36
1995	Renee Espinoza.....	39
1996	Renee Espinoza.....	40
1997	Kristy Fuentes.....	48
1998	Stacy Venable.....	36
1999	Jennifer White-Cody.....	37
2000	Leslie Malerich.....	58
2001	Leslie Malerich.....	34
	Jennifer White-Cody.....	34
2002	Leslie Malerich.....	55
2003	Casey Hunter.....	38
2004	Jessica van der Linden.....	42
2005	Casey Hunter.....	47
2006	Tiffany McDonald.....	57
2007	Tiffany McDonald.....	42
2008	Tiffany McDonald.....	32
2009	Sarah Hamilton.....	42

2010	Sarah Hamilton.....	45
2011	Sarah Hamilton.....	45
2012	Monica Perry.....	35
2013	Lacey Waldrop.....	47
2014	Lacey Waldrop.....	48
2015	Lacey Waldrop.....	41
2016	Meghan King.....	47
2017	Jessica Burroughs.....	44
2018	Meghan King.....	42
2019	Meghan King.....	42
2020	Kathryn Sandercock.....	17
2021	Kathryn Sandercock.....	43

INNINGS PITCHED

1984	Tina Kyler.....	157
1985	Tina Kyler.....	182
1986	Julie Larsen.....	225
1987	Julie Larsen.....	237
1988	Julie Larsen.....	174
1989	Debbie DeJohn.....	223
1990	Debbie DeJohn.....	225
1991	Christy Larsen.....	275
1992	Toni Gutierrez.....	285
1993	Marla Looper.....	165.2
1994	Marla Looper.....	191.1
1995	Renee Espinoza.....	221.1
1996	Renee Espinoza.....	253.0
1997	Kristy Fuentes.....	310.0
1998	Jennifer White-Cody.....	215.1
1999	Jennifer White-Cody.....	214.2
2000	Leslie Malerich.....	923.0
2001	Leslie Malerich.....	205.1
2002	Leslie Malerich.....	315.1
2003	Casey Hunter.....	200.2
2004	Jessica van der Linden.....	246.1
2005	Casey Hunter.....	268.1
2006	Tiffany McDonald.....	329.1
2007	Tiffany McDonald.....	211.0
2008	Tiffany McDonald.....	199.1
2009	Sarah Hamilton.....	201.2
2010	Sarah Hamilton.....	214.1
2011	Sarah Hamilton.....	231.0
2012	Monica Perry.....	191.0
2013	Lacey Waldrop.....	219.1
2014	Lacey Waldrop.....	266.1
2015	Lacey Waldrop.....	211.1
2016	Jessica Burroughs.....	203.0
2017	Jessica Burroughs.....	195.0
2018	Kylee Hanson.....	204.2
2019	Meghan King.....	210.1
2020	Arnold/Sandercock.....	60.2
2021	Kathryn Sandercock.....	178.2

WINS

1984	Shelley Berube.....	18
1985	Julie Larsen.....	18
1986	Julie Larsen.....	25
1987	Julie Larsen.....	25
	Debbie DeJohn.....	25
1988	Debbie DeJohn.....	18
1989	Debbie DeJohn.....	25
1990	Debbie DeJohn.....	22
1991	Christy Larsen.....	33
1992	Toni Gutierrez.....	35
1993	Marla Looper.....	20
1994	Marla Looper.....	26
1995	Renee Espinoza.....	21
1996	Renee Espinoza.....	30
1997	Kristy Fuentes.....	32
1998	Jennifer White-Cody.....	26
1999	Jennifer White-Cody.....	16
2000	Leslie Malerich.....	35
2001	Leslie Malerich.....	26
2002	Leslie Malerich.....	35
2003	Casey Hunter.....	27
2004	Casey Hunter.....	33
2005	Casey Hunter.....	21
2006	Tiffany McDonald.....	30
2007	Tiffany McDonald.....	17
2008	Tiffany McDonald.....	18
2009	Terese Gober.....	24
2010	Sarah Hamilton.....	22
2011	Sarah Hamilton.....	19
2012	Monica Perry.....	22
2013	Lacey Waldrop.....	24
2014	Lacey Waldrop.....	38
2015	Lacey Waldrop.....	28
2016	Jessica Burroughs.....	29
2017	Jessica Burroughs.....	27
	Meghan King.....	27
2018	Kylee Hanson.....	30
2019	Meghan King.....	30
2020	Kathryn Sandercock.....	9
2021	Kathryn Sandercock.....	27

STRIKEOUTS

1984	Tina Kyler.....	248
1985	Tina Kyler.....	209
1986	Julie Larsen.....	271
1987	Julie Larsen.....	224

1988	Julie Larsen.....	164
1989	Christy Larsen.....	166
1990	Christy Larsen.....	201
1991	Christy Larsen.....	307
1992	Toni Gutierrez.....	295
1993	Marla Looper.....	143
1994	Marla Looper.....	167
1995	Renee Espinoza.....	212
1996	Renee Espinoza.....	220
1997	Kristy Fuentes.....	240
1998	Jennifer White-Cody.....	123
1999	Jennifer White-Cody.....	164
2000	Leslie Malerich.....	243
2001	Leslie Malerich.....	160
2002	Leslie Malerich.....	255
2003	Casey Hunter.....	246
2004	Jessica van der Linden.....	387
2005	Casey Hunter.....	338
2006	Tiffany McDonald.....	312
2007	Tiffany McDonald.....	235
2008	Tiffany McDonald.....	244
2009	Sarah Hamilton.....	311
2010	Sarah Hamilton.....	326
2011	Sarah Hamilton.....	289
2012	Monica Perry.....	199
2013	Lacey Waldrop.....	259
2014	Lacey Waldrop.....	287
2015	Lacey Waldrop.....	232
2016	Jessica Burroughs.....	235
2017	Jessica Burroughs.....	266
2018	Kylee Hanson.....	241
2019	Meghan King.....	237
2020	Caylan Arnold.....	60
2021	Caylan Arnold.....	140

EARNED RUN AVERAGE

1984	Shelley Berube.....	0.22
1985	Julie Larsen.....	0.29
1986	Julie Larsen.....	0.37
1987	Debbie DeJohn.....	0.51
1988	Christy Larsen.....	0.90
1989	Debbie DeJohn.....	0.53
1990	Toni Gutierrez.....	0.14
1991	Toni Gutierrez.....	0.59
1992	Toni Gutierrez.....	0.47
1993	Marla Looper.....	0.42
1994	Marla Looper.....	1.10
1995	Renee Espinoza.....	1.33
1996	Renee Espinoza.....	0.83
1997	Kristy Fuentes.....	1.15
1998	Jennifer White-Cody.....	1.37
1999	Stacy Venable.....	1.04
2000	Leslie Malerich.....	1.21
2001	Jennifer White-Cody.....	0.63
2002	Leslie Malerich.....	1.38
2003	Casey Hunter.....	0.67
2004	Jessica van der Linden.....	0.60
2005	Casey Hunter.....	1.70
2006	Tiffany McDonald.....	2.27
2007	Melissa May.....	1.82
2008	Sarah Hamilton.....	1.46
2009	Sarah Hamilton.....	0.83
2010	Sarah Hamilton.....	1.50
2011	Sarah Hamilton.....	2.09
2012	Lacey Waldrop.....	1.33
2013	Lacey Waldrop.....	1.53
2014	Lacey Waldrop.....	1.13
2015	Lacey Waldrop.....	1.52
2016	Jessica Burroughs.....	1.86
2017	Jessica Burroughs.....	1.22
2018	Meghan King.....	1.17
2019	Meghan King.....	1.43
2020	Caylan Arnold.....	1.40
2021	Kathryn Sandercock.....	1.25

WALKS ALLOWED

1984	Shelley Berube.....	16
1985	Julie Larsen.....	30
1986	Roxanne Hantelmann.....	18
1987	Debbie DeJohn.....	56
1988	Debbie DeJohn.....	32
1989	Debbie DeJohn.....	35
1990	Christy Larsen.....	22
1991	Toni Gutierrez.....	38
1992	Toni Gutierrez.....	54
1993	Toni Gutierrez.....	28
1994	Marla Looper.....	39
1995	Kristy Fuentes.....	71
1996	Niki Zenger.....	47
1997	Kristy Fuentes.....	83
1998	Stacy Venable.....	65
1999	Jennifer White-Cody.....	51
2000	Leslie Malerich.....	72
2001	Jennifer White-Cody.....	40
2002	Jessica van der Linden.....	69
2003	Jessica van der Linden.....	48
2004	Jessica van der Linden.....	51
2005	Tiffany McDonald.....	99
2006	Melissa May.....	33
2007	Melissa May.....	31

2008	Terese Gober.....	61
2009	Sarah Hamilton.....	43
2010	Terese Gober.....	50
2011	Jessica Nori.....	21
2012	Lacey Waldrop.....	36
2013	Monica Perry.....	35
2014	Jessica Burroughs.....	45
2015	Jessica Burroughs.....	69
2016	Meghan King.....	46
2017	Jessica Burroughs.....	31
2018	Meghan King.....	54
2019	Meghan King.....	45
2020	Kathryn Sandercock.....	41
2021	Danielle Watson.....	11

HITS ALLOWED

1984	Shelley Berube.....	33
1985	Tina Kyler.....	63
1986	Roxanne Hantelmann.....	65
1987	Julie Larsen.....	114
	Debbie DeJohn.....	114
1988	Christy Larsen.....	53
1989	Christy Larsen.....	84
1990	Christy Larsen.....	57
1991	Toni Gutierrez.....	87
1992	Rebecca Aase.....	96
1993	Rebecca Aase.....	66
1994	Rebecca Aase.....	108
1995	Renee Espinoza.....	142
1996	Niki Zenger.....	124
1997	Kristy Fuentes.....	214
1998	Stacy Venable.....	179
1999	Jennifer White-Cody.....	177
2000	Leslie Malerich.....	222
2001	Leslie Malerich.....	119
2002	Jessica van der Linden.....	128
2003	Jessica van der Linden.....	93
2004	Jessica van der Linden.....	106
2005	Tiffany McDonald.....	134
2006	Melissa May.....	89
2007	Terese Gober.....	81
2008	Tiffany McDonald.....	146
2009	Terese Gober.....	123
2010	Terese Gober.....	141
2011	Sarah Hamilton.....	160
2012	Lacey Waldrop.....	107
2013	Monica Perry.....	119
2014	Jessica Burroughs.....	83
2015	Jessica Burroughs.....	115
2016	Jessica Burroughs.....	122
2017	Jessica Burroughs.....	109
2018	Meghan King.....	133
2019	Meghan King.....	144
2020	Kathryn Sandercock.....	50
2021	Kathryn Sandercock.....	121

RUNS ALLOWED

1984	Shelley Berube.....	10
1985	Julie Larsen.....	10
1986	Roxanne Hantelmann.....	17
1987	Julie Larsen.....	41
	Debbie DeJohn.....	41
1988	Christy Larsen.....	25
1989	Debbie DeJohn.....	33
1990	Christy Larsen.....	17
1991	Toni Gutierrez.....	22
1992	Rebecca Aase.....	31
1993	Rebecca Aase.....	16
	Toni Gutierrez.....	16
1994	Rebecca Aase.....	43
1995	Renee Espinoza.....	55
1996	Renee Espinoza.....	51
1997	Kristy Fuentes.....	68
1998	Stacy Venable.....	68
1999	Leslie Malerich.....	62
2000	Leslie Malerich.....	84
2001	Jennifer White-Cody.....	27
2002	Jessica van der Linden.....	65
2003	Casey Hunter.....	33
2004	Jessica van der Linden.....	29
2005	Tiffany McDonald.....	59
2006	Melissa May.....	48
2007	Terese Gober.....	47
2008	Ter	



YEARLY TEAM STATISTICS

BATTING

Year	G	AVG	AB	R	H	2B	3B	HR	RBI	BB	SO	SB	E
1984	48	.244	1151	249	281	30	15	21	149	150	142	46	42
1985	64	.243	1617	277	393	20	21	14	197	171	181	61	51
1986	49	.246	1242	188	305	17	12	15	134	127	146	55	62
1987	64	.268	1668	307	447	34	28	19	235	169	147	49	97
1988	58	.250	1509	211	381	20	26	16	169	102	126	36	72
1989	53	.247	1377	176	340	30	16	17	138	106	91	41	48
1990	63	.238	1595	182	482	27	18	13	140	123	159	38	56
1991	74	.261	1959	272	511	41	26	8	191	136	186	52	59
1992	72	.315	1842	364	580	53	32	23	288	167	170	102	59
1993	61	.309	1656	319	512	43	32	20	250	153	206	97	45
1994	69	.274	1798	278	492	58	33	20	222	126	255	109	72
1995	73	.316	1985	355	628	67	29	10	275	142	163	97	82
1996	72	.280	1866	299	522	47	21	5	240	143	177	160	89
1997	64	.290	1708	265	495	53	16	6	209	161	154	102	69
1998	72	.280	1853	283	519	61	16	4	213	192	217	111	66
1999	65	.276	1751	250	484	71	19	7	198	146	247	147	76
2000	78	.269	2014	301	542	66	32	17	253	162	357	117	86
2001	70	.297	1804	321	235	93	23	21	280	168	302	102	74
2002	75	.266	1928	312	512	58	23	33	254	237	368	89	94
2003	79	.297	1506	292	447	63	14	22	236	237	226	99	52
2004	74	.288	1877	369	541	69	27	44	313	252	372	64	78
2005	63	.247	1585	208	392	66	17	27	171	162	372	51	90
2006	74	.294	1944	314	571	79	29	34	263	156	391	79	108
2007	69	.288	1783	337	514	91	18	49	296	203	339	86	82
2008	66	.262	1676	261	439	64	10	26	235	158	357	68	80
2009	60	.262	1583	252	415	55	8	31	210	164	300	82	51
2010	62	.297	1678	302	499	76	23	29	276	212	226	81	57
2011	60	.289	1619	286	468	63	14	40	238	137	268	88	69
2012	63	.264	1596	282	422	61	19	32	230	230	270	85	63
2013	63	.292	1618	346	473	75	21	60	316	227	290	67	60
2014	64	.304	1640	400	498	90	13	65	363	318	242	64	57
2015	63	.289	1593	337	461	70	18	51	300	300	258	52	67
2016	65	.323	1640	459	530	87	11	63	407	279	224	155	63
2017	64	.329	1646	424	541	94	24	71	377	262	260	108	56
2018	70	.289	1798	410	519	115	21	76	373	285	332	152	44
2019	65	.330	1673	454	552	103	18	105	423	256	245	115	46
2020	24	.288	624	164	180	34	8	29	152	93	135	41	16
2021	63	.259	1600	304	414	76	6	47	269	208	264	117	44

YEARLY TEAM STATISTICS

PITCHING

Year	W-L-T	SV	ERA	IP	H	R	ER	BB	SO	2B	3B	HR	AVG
1984	41-5-2	0	0.37	341.0	95	30	18	57	441	6	2	4	.091
1985	50-12-2	0	0.45	455.0	172	57	29	124	517	13	7	5	.125
1986	42-7	1	0.46	350.0	136	43	23	66	326	7	5	1	.127
1987	50-14	1	1.47	443.0	228	82	37	119	320	24	4	3	.150
1988	44-14	1	1.26	410.0	257	104	69	122	318	18	16	3	.177
1989	39-14	0	0.91	383.0	219	71	44	89	309	8	7	6	.168
1990	47-16	0	1.59	454.0	208	60	32	76	393	14	9	6	.136
1991	62-12	5	1.86	514.0	271	91	58	127	558	26	10	2	.162
1992	63-9	0	1.70	490.0	235	64	42	134	448	10	8	1	.141
1993	52-9	1	0.46	426.2	234	50	28	97	333	12	7	4	.159
1994	50-19	4	1.23	472.2	314	121	83	137	354	36	29	14	.187
1995	58-15	4	1.53	495.0	327	138	108	172	382	42	8	15	.199
1996	51-21	1	1.47	495.0	370	148	104	143	373	36	4	13	.204
1997	45-19	1	1.64	449.0	353	140	105	146	164	55	8	23	.203
1998	51-21	0	2.16	496.0	399	165	119	120	246	69	3	17	.214
1999	40-25-1	0	1.59	474.1	361	142	103	120	332	51	3	13	.212
2000	51-27	3	1.69	534.2	442	182	129	130	361	71	5	13	.216
2001	58-12	2	0.71	474.1	252	75	48	120	365	32	3	11	.156
2002	55-20	7	1.43	527.2	422	165	108	210	475	58	6	19	.206
2003	46-33	3	0.67	392.2	207	71	48	117	486	29	0	8	.155
2004	62-12	2	0.62	498.1	229	76	44	106	672	27	3	6	.131
2005	35-28	3	1.81	432.1	349	166	166	229	493	63	5	12	.218
2006	44-30	5	2.71	496.1	433	256	192	202	415	69	5	47	.230
2007	44-25	4	1.97	468.0	346	176	132	165	431	55	13	22	.204
2008	38-28	2	2.32	437.2	358	196	145	167	494	43	8	23	.218
2009	44-16	2	1.16	421.1	267	93	70	93	550	42	2	17	.243
2010	44-18	3	1.92	419.0	289	144	115	134	544	41	5	33	.189
2011	32-28	3	2.66	399.1	380	209	152	174	370	60	5	33	.246
2012	47-16	10	1.53	425.2	299	127	93	98	380	58	7	8	.192
2013	44-19	5	1.82	408.0	297	146	106	108	461	55	4	20	.194
2014	55-9	6	1.53	421.2	315	131	92	134	434	40	1	17	.200
2015	49-14	6	1.83	420.1	257	145	110	173	465	37	4	25	.170
2016	55-10	3	2.23	423.0	350	166	135	112	371	53	10	32	.218
2017	55-8-1	8	1.47	418.1	304	118	88	93	417	43	2	15	.198
2018	58-12	5	1.50	463.0	299	123	99	127	475	56	4	23	.182
2019	55-10	5	1.87	412.1	323	135	110	101	378	53	11	26	.210
2020	17-7	2	2.34	155.2	125	64	52	39	124	34	3	11	2.18
2021	49-13	4	1.82	422.2	302	129	110	112	382	41	4	34	.198



ALL-TIME POSTSEASON RESULTS

1986 SOUTH REGIONAL

Table with 4 columns: FSU, OPP, W-L. Opponents: Louisiana Tech (0-4), Louisiana Tech (1-1)

1987 SOUTH REGIONAL

Table with 4 columns: FSU, OPP, W-L. Opponent: Adelphi (1-0)

1987 WOMEN'S COLLEGE WORLD SERIES

Table with 4 columns: FSU, OPP, W-L. Opponents: Cal-State Fullerton (0-4), Central Michigan (0-1)

1988 SOUTH REGIONAL

Table with 4 columns: FSU, OPP, W-L. Opponents: Texas A&M (0-1), Louisiana Tech (1-6)

1989 SOUTH REGIONAL

Table with 4 columns: FSU, OPP, W-L. Opponents: South Carolina (1-2), Louisiana Tech (1-3)

1990 SOUTH REGIONAL

Table with 4 columns: FSU, OPP, W-L. Opponents: Texas A&M (5-0), SW Louisiana (4-3), SW Louisiana (2-1)

1990 WOMEN'S COLLEGE WORLD SERIES

Table with 4 columns: FSU, OPP, W-L. Opponents: Fresno State (1-0), Oklahoma State (1-4), UNLV (4-1), UCLA (1-3)

1991 SOUTH REGIONAL

Table with 4 columns: FSU, OPP, W-L. Opponents: SW Louisiana (1-0), Oklahoma State (2-0), Oklahoma State (4-3)

1991 WOMEN'S COLLEGE WORLD SERIES

Table with 4 columns: FSU, OPP, W-L. Opponents: UCLA (0-1), UNLV (1-0), Fresno State (0-3)

1992 SOUTH REGIONAL

Table with 4 columns: FSU, OPP, W-L. Opponents: SW Louisiana (1-0), UNLV (4-0), SW Louisiana (1-0)

1992 WOMEN'S COLLEGE WORLD SERIES

Table with 4 columns: FSU, OPP, W-L. Opponents: California (0-3), UMass (2-4)

1993 SOUTH REGIONAL

Table with 4 columns: FSU, OPP, W-L. Opponents: Kansas (0-1), Iowa (5-3), Kansas (5-0), Kansas (2-1)

1993 WOMEN'S COLLEGE WORLD SERIES

Table with 4 columns: FSU, OPP, W-L. Opponents: Oklahoma State (2-5), Connecticut (1-2)

1994 SOUTH REGIONAL

Table with 4 columns: FSU, OPP, W-L. Opponents: Oklahoma (1-3), Providence (1-2)

1995 WEST REGIONAL

Table with 4 columns: FSU, OPP, W-L. Opponents: Nebraska (1-6), Ohio (2-0), Nebraska (6-2), Arizona (0-15)

1996 SOUTH REGIONAL

Table with 4 columns: FSU, OPP, W-L. Opponents: South Florida (3-1), Arizona (6-9), South Florida (6-0), Arizona (3-10)

1998 MIDWEST REGIONAL

Table with 4 columns: FSU, OPP, W-L. Opponents: Oklahoma State (0-4), Stanford (0-1)

2000 WEST REGIONAL

Table with 4 columns: FSU, OPP, W-L. Opponents: Long Beach State (2-0), Iowa (4-1), UCLA (1-6), Iowa (4-2), UCLA (1-7)

2001 TALLAHASSEE REGIONAL

Table with 4 columns: FSU, OPP, W-L. Opponents: Bethune-Cookman Florida (6-2), California (6-2), Florida Atlantic (2-0), California (2-1), California (2-3)

2002 TALLAHASSEE REGIONAL

Table with 4 columns: FSU, OPP, W-L. Opponents: Auburn (2-0), Georgia Tech (0-7), Chattanooga (1-0), Georgia Tech (3-2), Georgia Tech (6-1)

2002 WOMEN'S COLLEGE WORLD SERIES

Table with 4 columns: FSU, OPP, W-L. Opponents: UCLA (2-1), California (0-1), Nebraska (4-3), Arizona (2-6)

2003 GAINESVILLE REGIONAL

Table with 4 columns: FSU, OPP, W-L. Opponents: Texas-Arlington (0-1), Oregon State (1-2)

2004 TALLAHASSEE REGIONAL

Table with 4 columns: FSU, OPP, W-L. Opponents: Long Island (4-0), Cal State Northridge (1-0), Oregon (5-4), Oregon (0-1), Oregon (2-0)

2004 WOMEN'S COLLEGE WORLD SERIES

Table with 4 columns: FSU, OPP, W-L. Opponents: California (2-4), Washington (2-0), LSU (1-2)

2005 AUBURN REGIONAL

Table with 4 columns: FSU, OPP, W-L. Opponents: Auburn (5-0), Auburn (5-9), Auburn (2-0), Auburn (3-5)

2006 ATHENS REGIONAL

Table with 4 columns: FSU, OPP, W-L. Opponents: Coastal Carolina (7-2), Georgia (3-2), Georgia (1-3), Georgia (2-0)

2006 NCAA SUPER REGIONAL

Table with 4 columns: FSU, OPP, W-L. Opponents: Arizona (1-6), Arizona State (1-5)

2007 TUSCALOOSA REGIONAL

Table with 4 columns: FSU, OPP, W-L. Opponents: California (6-13), Alabama (3-6)

2008 TUSCALOOSA REGIONAL

Table with 4 columns: FSU, OPP, W-L. Opponents: Jacksonville State (3-4), Chattanooga (5-3), Jacksonville State (1-10)

2009 TALLAHASSEE REGIONAL

Table with 4 columns: FSU, OPP, W-L. Opponents: Oklahoma State (0-1), Mississippi State (5-0), Oklahoma State (0-1)

2010 ATHENS REGIONAL

Table with 4 columns: FSU, OPP, W-L. Opponents: Radford (10-1), Georgia (2-5), Radford (2-3)

2011 ATHENS REGIONAL

Table with 4 columns: FSU, OPP, W-L. Opponents: UAB (0-2), Georgia State (6-1), UAB (13-1), Georgia (2-10)

2012 LOS ANGELES REGIONAL

Table with 4 columns: FSU, OPP, W-L. Opponents: San Diego State (0-1), UCLA (2-1), San Diego State (0-1)

2013 MOBILE REGIONAL

Table with 4 columns: FSU, OPP, W-L. Opponents: Mississippi State (5-2), South Alabama (2-1), South Alabama (0-3), South Alabama (7-6)

2013 NCAA SUPER REGIONAL

Table with 4 columns: FSU, OPP, W-L. Opponents: Texas (2-2), Texas (0-4)

2014 TALLAHASSEE REGIONAL

Table with 4 columns: FSU, OPP, W-L. Opponents: Fordham (6-2), USF (2-0), USF (2-1)

2014 NCAA SUPER REGIONAL

Table with 4 columns: FSU, OPP, W-L. Opponents: Michigan (3-17), Michigan (6-0), Michigan (4-2)

2014 WOMEN'S COLLEGE WORLD SERIES

Table with 4 columns: FSU, OPP, W-L. Opponents: Oregon (0-3), Baylor (2-7)

2015 TALLAHASSEE REGIONAL

Table with 4 columns: FSU, OPP, W-L. Opponents: Dartmouth (5-1), UCF (2-1), UCF (5-0)

2015 KNOXVILLE SUPER REGIONAL

Table with 4 columns: FSU, OPP, W-L. Opponents: Tennessee (2-3), Tennessee (6-1), Tennessee (1-2)

2016 TALLAHASSEE REGIONAL

Table with 4 columns: FSU, OPP, W-L. Opponents: Florida A&M (1-0), South Carolina (4-0), South Carolina (2-1)

2016 TALLAHASSEE SUPER REGIONAL

Table with 4 columns: FSU, OPP, W-L. Opponents: Utah (6-2), Utah (3-0)

2016 WOMEN'S COLLEGE WORLD SERIES

Table with 4 columns: FSU, OPP, W-L. Opponents: Georgia (4-5), UCLA (8-4), Michigan (1-0), Auburn (7-8)

2017 TALLAHASSEE REGIONAL

Table with 4 columns: FSU, OPP, W-L. Opponents: Princeton (3-7), Georgia (7-1), Georgia (8-5)

2017 TALLAHASSEE SUPER REGIONAL

Table with 4 columns: FSU, OPP, W-L. Opponents: LSU (3-3), LSU (0-1), LSU (4-6)

2018 TALLAHASSEE REGIONAL

Table with 4 columns: FSU, OPP, W-L. Opponents: Auburn (8-0), Auburn (2-1), Jacksonville State (10-0)

2018 TALLAHASSEE SUPER REGIONAL

Table with 4 columns: FSU, OPP, W-L. Opponents: LSU (5-6), LSU (8-5), LSU (3-1)

2018 WOMEN'S COLLEGE WORLD SERIES

Table with 4 columns: FSU, OPP, W-L. Opponents: UCLA (7-7), Georgia (7-2), Oregon (4-1), UCLA (3-1), UCLA (12-6), Washington (1-0), Washington (8-3)

2019 TALLAHASSEE REGIONAL

Table with 4 columns: FSU, OPP, W-L. Opponents: Bethune-Cookman (8-0), USF (12-1), South Carolina (7-6)

2019 TALLAHASSEE SUPER REGIONAL

Table with 4 columns: FSU, OPP, W-L. Opponents: Oklahoma State (1-4), Oklahoma State (4-1), Oklahoma State (2-3)

2020 Season Canceled in March due to COVID-19 Pandemic

2021 TALLAHASSEE REGIONAL

Table with 4 columns: FSU, OPP, W-L. Opponents: Kennesaw State (6-6), UCF (3-0), UCF (2-0)

2021 BATON ROUGE SUPER REGIONAL

Table with 4 columns: FSU, OPP, W-L. Opponents: LSU (1-0), LSU (4-3)

2021 WOMEN'S COLLEGE WORLD SERIES

Table with 4 columns: FSU, OPP, W-L. Opponents: UCLA (0-4), Arizona (4-3), Oklahoma State (4-2), Alabama (2-0), Alabama (8-5), Oklahoma (8-4), Oklahoma (2-6), Oklahoma (1-5)

FSU OVERALL IN NCAA TOURNAMENT

Overall: 38-73 (33 appearances)
NCAA Regional: 68-39
NCAA Super Regional: 11-12
Women's College World Series: 19-21

YEAR-BY-YEAR RESULTS

1978 • (46-9)

Date	Opponent	Result	Score
Mar. 10	Lake City CC	W	10-8
Mar. 10	Florida AGM	W	15-3
Mar. 11	Central CC	W	15-0
Mar. 11	Florida AGM	W	11-1
Mar. 15	at Central CC	W	17-1
Mar. 15	at Central CC	W	17-3
Mar. 16	vs. Florida	W	6-2
Mar. 16	vs. Miami	W	18-1
Mar. 17	vs. FIU	W	5-2
Mar. 17	vs. West Palm JC	W	8-3
Mar. 18	vs. Florida	W	5-2
Mar. 20	Florida Tech	L	3-8
Mar. 20	Florida Tech	W	10-5
Mar. 20	Florida	W	4-0
Mar. 22	USF	L	4-5
Mar. 29	at Jacksonville	W	20-0
Mar. 29	at Jacksonville	W	6-0
Mar. 31	vs. Florida	W	10-1
Mar. 31	vs. Florida Tech	W	5-1
Apr. 1	vs. Flagler College	L	0-5
Apr. 1	vs. Florida Tech	L	0-4
Apr. 3	Florida	W	1-0
Apr. 3	Florida	W	4-0
Apr. 4	at Lake City CC	W	11-6
Apr. 4	at Lake City CC	W	10-2
Apr. 7	vs. USF	W	10-4
Apr. 7	vs. Lake City CC	W	1-0
Apr. 8	at Flagler College	W	12-11
Apr. 8	vs. Florida	W	8-2
Apr. 11	Jacksonville	W	4-2
Apr. 11	Jacksonville	W	2-1
Apr. 14	vs. USF	L	2-3
Apr. 14	vs. Stetson	W	9-1
Apr. 15	vs. FIU	W	4-3
Apr. 15	at Florida	W	8-1
Apr. 16	vs. Florida Tech	L	1-7
Apr. 17	at Florida	W	4-1
Apr. 17	at Florida	W	6-4
Apr. 20	vs. Stetson	W	11-0
Apr. 20	vs. USF	W	3-2
Apr. 21	vs. Florida Tech	W	10-9
Apr. 21	vs. Florida Tech	W	7-4
Apr. 24	Auburn	W	4-2
Apr. 24	Auburn	W	6-1
May 4	Armstrong St	W	4-0
May 4	Southern Miss	W	9-1
May 4	Delta State	L	4-5
May 4	FIU	W	3-0
May 5	Delta State	W	5-2
May 5	USF	L	3-6
May 5	Armstrong St	W	10-3
May 5	Delta State	W	8-3
May 6	USF	W	5-1
May 6	Florida	W	1-0
May 6	Florida	L	2-4

1979 • (26-15)

Date	Opponent	Result	Score
Feb. 27	Chipola CC	W	3-1
Feb. 27	Florida AGM	W	11-1
Mar. 8	at Chipola CC	L	1-5
Mar. 8	at Chipola CC	L	6-7
Mar. 21	at Brevard CC	W	4-3
Mar. 21	at Brevard CC	W	14-0
Mar. 23	vs. Broward No CC	W	15-2
Mar. 23	vs. Dade South CC	L	1-2
Mar. 24	vs. Miami	W	3-1
Mar. 24	at Dade North CC	L	3-4
Mar. 27	at Jacksonville	W	10-0
Mar. 27	vs. Florida	L	0-2
Mar. 30	vs. Florida AGM	W	7-2
Mar. 30	at USF	W	6-2
Mar. 31	vs. Florida	L	1-4
Mar. 31	at USF	L	0-1
Apr. 2	Lake City CC	W	3-1
Apr. 2	Lake City CC	W	4-3
Apr. 6	vs. Florida AGM	W	5-0
Apr. 6	at Flagler College	L	8-10
Apr. 6	vs. UCF	W	8-1
Apr. 6	vs. Jacksonville	W	4-3
Apr. 6	vs. Lake City CC	L	1-4
Apr. 12	at Lake City CC	W	5-3
Apr. 12	at Lake City CC	L	0-2
Apr. 13	vs. Dade North CC	W	15-0
Apr. 14	at Florida	L	0-5
Apr. 14	vs. Lake City CC	L	0-7
Apr. 16	at Jacksonville	W	2-1
Apr. 16	at Jacksonville	W	10-3
Apr. 17	at Florida	W	2-0
Apr. 17	at Florida	L	1-2
Apr. 19	vs. Flagler College	W	14-2
Apr. 20	vs. Florida	W	3-2
Apr. 20	vs. USF	W	6-5
Apr. 21	vs. Florida	W	7-3
May 3	Southern Miss	W	2-1
May 4	Delta State	W	13-8
May 4	Florida	L	3-9
May 5	Delta State	W	6-1
May 5	Florida	L	1-9

1980 • (37-10)

Date	Opponent	Result	Score
Feb. 28	at N. Florida JC	L	1-2
Feb. 28	at N. Florida JC	W	5-4
Mar. 4	vs. UCF	W	5-1
Mar. 4	at Florida	L	0-2
Mar. 6	Brevard CC	W	11-0
Mar. 6	Brevard CC	W	4-1
Mar. 14	vs. Florida AGM	W	10-2
Mar. 14	vs. Florida JC	W	5-1
Mar. 16	vs. Flagler College	W	11-0
Mar. 16	vs. Lake City CC	W	6-5
Mar. 16	at Florida	W	5-4
Mar. 16	vs. Lake City CC	L	2-3
Mar. 21	at USF	W	1-0
Mar. 21	at USF	W	5-1
Mar. 22	at USF	W	7-3
Mar. 22	vs. UCF	L	8-9
Mar. 23	vs. Fl. Southern	W	9-3
Mar. 23	vs. Florida	L	3-5
Mar. 25	Florida	W	5-4
Mar. 25	Florida AGM	W	10-5
Mar. 28	vs. Stetson	W	14-2
Mar. 28	vs. FIU	W	11-1
Mar. 28	vs. Florida	W	4-2
Apr. 1	at Flagler College	W	5-2
Apr. 1	at Flagler College	W	17-4
Apr. 8	Chipola CC	W	10-0
Apr. 8	Lake City CC	L	1-3
Apr. 11	vs. Appalachian St	W	23-1
Apr. 11	vs. N. Kentucky	W	15-4
Apr. 12	vs. Florida	L	1-7
Apr. 12	at NC State	W	7-4
Apr. 12	vs. Florida	L	0-5
Apr. 14	at Chipola CC	W	11-3
Apr. 14	at Chipola CC	W	11-3
Apr. 17	vs. Miami	W	22-4
Apr. 18	at USF	W	11-1
Apr. 18	vs. UCF	W	3-2
Apr. 19	vs. Florida	W	3-2
Apr. 22	N. Florida JC	W	4-2
Apr. 22	N. Florida JC	W	2-1
Apr. 28	vs. Auburn	W	4-3
Apr. 28	vs. Auburn	W	10-7
May 1	vs. W. GA College	W	3-0
May 1	vs. Auburn	W	20-11
May 2	vs. Florida	L	0-1
May 2	vs. Auburn	W	10-3
May 3	vs. Florida	L	0-4

1981 • (54-7)

AIAW National Champs

Date	Opponent	Result	Score
Mar. 4	at Chipola CC	W	12-0
Mar. 4	at Chipola CC	W	12-0
Mar. 6	vs. Auburn	W	5-1
Mar. 6	vs. East Carolina	W	9-2
Mar. 6	vs. Florida AGM	W	11-0
Mar. 7	at Florida	W	3-0
Mar. 7	at Florida	L	3-4
Mar. 7	at Florida	W	5-2
Mar. 11	Lake City CC	W	4-3
Mar. 13	at Miami Dade N. JC	W	5-0
Mar. 13	vs. Miami	W	9-0
Mar. 13	vs. Florida	W	5-0
Mar. 13	vs. Broward Cen. CC	L	2-3
Mar. 14	vs. Palm Beach JC	W	4-0
Mar. 14	vs. USF	W	2-0
Mar. 23	vs. FIU	W	7-0
Mar. 24	at Flagler College	W	16-0
Mar. 24	at Flagler College	W	13-0
Mar. 25	at Edward Waters	W	21-2
Mar. 25	at Edward Waters	W	10-0
Mar. 26	at USF	W	7-5
Mar. 27	vs. Stetson	W	9-0
Mar. 27	vs. FIU	W	9-2
Mar. 27	vs. Florida	L	1-5
Mar. 28	at USF	W	5-1
Mar. 28	vs. Florida	L	2-5
Mar. 31	at Florida	L	2-9
Mar. 31	vs. Jacksonville	W	5-0
Apr. 3	vs. Georgia State	W	14-2
Apr. 3	vs. Georgia SW	W	9-1
Apr. 3	vs. Valdosta State	W	16-5
Apr. 4	vs. Georgia Southern	W	4-3
Apr. 4	vs. Georgia State	W	17-2
Apr. 4	at Georgia Tech	W	12-2
Apr. 4	vs. Armstrong State	W	17-4
Apr. 6	at Lake City CC	W	16-2
Apr. 7	Flagler College	W	11-2
Apr. 7	Flagler College	W	5-0
Apr. 8	Edward Waters	W	15-0
Apr. 8	Edward Waters	W	8-0
Apr. 10	vs. Western Carolina	W	1-0
Apr. 10	at NC State	W	3-2
Apr. 10	vs. East Carolina	W	12-0
Apr. 11	vs. East Carolina	L	4-9
Apr. 11	vs. East Carolina	L	2-5
Apr. 16	Florida AGM	W	7-1
Apr. 16	Florida	W	5-1
Apr. 20	Chipola CC	W	14-1
Apr. 20	Chipola CC	W	15-1
Apr. 23	vs. Eckerd College	W	14-3
Apr. 24	at USF	W	5-1
Apr. 24	vs. Florida	W	4-3
Apr. 25	at USF	W	5-0
May 1	vs. Livingston St.	W	15-2
May 2	vs. Georgia Southern	W	16-0
May 2	vs. USF	W	9-5
May 2	vs. USF	W	8-4
May 14	vs. Western Carolina	W	13-9
May 15	at NC State	W	4-3
May 15	vs. East Carolina	W	12-3
May 16	vs. North Carolina	W	4-1





YEAR-BY-YEAR RESULTS

1982 • (56-10)

IAIW National Champs

Date	Opponent	Result	Score
Mar. 2	Florida A&M	W	13-4
Mar. 5	Florida A&M	W	9-0
Mar. 6	vs. Brevard CC	W	6-0
Mar. 6	vs. USF	W	3-0
Mar. 6	at Florida	W	3-0
Mar. 9	at Florida	W	6-5
Mar. 9	at Chipola CC	W 15-0	
9	at Chipola CC	W	15-0
Mar. 9	at Chipola JC	W	8-2
Mar. 11	USF	W	3-0
Mar. 12	Pensacola CC	W	9-3
Mar. 12	Mississippi	W	8-1
Mar. 12	Valencia CC	W	15-0
Mar. 13	Florida	L	2-4
Mar. 13	Lake City CC	L	5-7
Mar. 13	East Carolina	L	2-8
Mar. 16	at Florida A&M	W	12-11
Mar. 16	at Florida A&M	W	12-4
Mar. 18	Georgia State	W	15-0
Mar. 18	Georgia State	W	17-0
Mar. 19	vs. Wilmington Coll.	W	10-2
Mar. 19	vs. Jacksonville	W	11-8
Mar. 19	vs. Fort Valley St.	W	30-5
Mar. 20	vs. Pensacola CC	W	9-0
Mar. 20	vs. Jacksonville	W	11-3
Mar. 20	vs. Lake City CC	W	11-10
Mar. 25	at USF	L	0-6
Mar. 26	vs. FIU	W	8-7
Mar. 26	vs. Palm Beach CC	W	5-4
Mar. 26	vs. Florida	L	11-12
Mar. 27	at USF	W	16-9
Mar. 27	vs. Florida	W	8-1
Mar. 27	vs. Florida	W	6-1
Mar. 30	vs. Jacksonville	W	9-2
Mar. 30	at Florida	L	0-14
Apr. 3	vs. Georgia Southern	W	39-5
Apr. 3	vs. USF	W	16-14
Apr. 3	vs. Florida	W	15-4
Apr. 4	vs. Florida	L	2-3
Apr. 4	vs. Florida	L	2-11
Apr. 7	Pensacola CC	W	9-3
Apr. 7	Lake City CC	W	8-4
Apr. 9	vs. East Carolina	W	5-0
Apr. 9	vs. North Carolina	W	11-0
Apr. 9	vs. N. Kentucky	W	6-0
Apr. 10	at NC State	W	6-0
Apr. 14	Chipola CC	W	15-0
Apr. 14	Chipola CC	W	17-0
Apr. 15	Florida	W	4-3
Apr. 15	Florida A&M	W	19-5
Apr. 19	at Lake City CC	W	15-6
Apr. 19	at Lake City CC	W	7-6
Apr. 23	vs. Stetson	W	19-1
Apr. 23	vs. FIU	W	9-1
Apr. 24	vs. Florida	L	1-2
Apr. 24	at USF	W	6-5
Apr. 25	vs. Florida	W	5-1
Apr. 25	vs. Florida	W	9-8
Apr. 30	Columbus College	W	12-0
Apr. 30	Miss. U for W	W	10-1
Apr. 30	USF	W	9-1
May 1	USF	L	1-2
May 1	USF	W	5-2
May 13	vs. Georgia Southern	W	10-0
May 14	vs. USF	W	17-2
May 15	vs. UNC-Charlotte	W	19-4
May 15	vs. Florida	W	9-4

1983 • (46-11)

Date	Opponent	Result	Score
Feb. 22	at West Florida	W	10-4
Feb. 22	at West Florida	W	10-9
Mar. 2	Lake City CC	W	2-1
Mar. 2	Lake City CC	L	3-4
Mar. 4	vs. West Florida	W	3-1
Mar. 4	vs. Jacksonville	W	5-2
Mar. 4	vs. Pensacola CC	W	3-2
Mar. 5	at Florida	W	5-1
Mar. 5	at Florida	W	5-0
Mar. 9	Florida Atlantic	W	16-0
Mar. 9	Florida Atlantic	W	10-4
Mar. 11	Campbell	W	19-2
Mar. 11	East Carolina	W	14-8
Mar. 11	Miami Dade N. CC	W	8-1
Mar. 11	West Florida	W	17-4
Mar. 12	Jacksonville	W	15-1
Mar. 12	Lake City CC	W	3-1
Mar. 18	vs. Armstrong State	W	9-2
Mar. 18	vs. Edison	W	4-1
Mar. 19	vs. USF	L	0-2
Mar. 19	vs. Lake City CC	L	0-1
Mar. 21	Cleveland State	W	14-2
Mar. 21	Cleveland State	W	2-0
Mar. 22	Florida A&M	W	14-2
Mar. 22	Florida A&M	W	7-6
Mar. 24	at USF	W	2-0
Mar. 24	vs. Florida Southern	W	8-0
Mar. 25	vs. Palm Beach CC	W	6-5
Mar. 25	at USF	W	4-2
Mar. 25	vs. Florida	W	3-2
Mar. 26	at USF	L	4-7
Mar. 26	at USF	W	9-0
Mar. 30	at Jacksonville	W	2-0
Mar. 30	at Jacksonville	W	4-2
Apr. 1	Pensacola CC	W	2-1
Apr. 7	at East Carolina	L	0-2
Apr. 7	at East Carolina	W	5-4
Apr. 8	vs. UNC-Charlotte	W	12-0
Apr. 8	at NC State	W	7-1
Apr. 9	vs. Cleveland State	W	5-3
Apr. 9	vs. Northern KY	W	17-1
Apr. 11	Jacksonville	L	0-1
Apr. 11	Jacksonville	W	3-2
Apr. 13	at Florida A&M	W	10-0
Apr. 13	at Florida A&M	W	12-3
Apr. 14	at Lake City CC	L	0-2
Apr. 14	at Lake City CC	W	9-4
Apr. 21	vs. Stetson	W	14-0
Apr. 21	vs. West Florida	W	5-1
Apr. 22	vs. Florida	W	5-2
Apr. 22	vs. Florida	L	7-8
Apr. 23	vs. Florida	L	0-2
-	vs. Northern KY	W	13-4
-	vs. East Carolina	W	3-2
-	vs. Florida	W	8-3
-	vs. USF	L	2-11
-	vs. USF	L	3-4

1984 • (41-5-2)

Date	Opponent	Result	Score
Feb. 28	Florida A&M	W	12-0
Feb. 28	Florida A&M	W	9-0
Mar. 2	vs. Stephen F. Austin	L	0-2
Mar. 2	vs. SW Louisiana	W	1-0
Mar. 2	vs. Louisiana Tech	T	0-0
Mar. 2	vs. Texas A&M	L	2-6
Mar. 3	vs. Baylor	L	2-3
Mar. 6	at NE Louisiana	T	0-0
Mar. 7	at Grambling	W	7-0
Mar. 7	at Grambling	W	4-0
Mar. 8	at Mississippi State	W	1-0
Mar. 8	at Mississippi State	W	6-2
Mar. 9	at Miss. U for W	W	3-0
Mar. 9	at Miss. U for W	W	6-2
Mar. 10	at Southern Miss	W	1-0
Mar. 10	at Southern Miss	W	1-0
Mar. 13	St. Louis CC	W	15-0
Mar. 13	St. Louis CC	W	11-1
Mar. 14	East Central College	W	8-0
Mar. 14	East Central College	W	10-0
Mar. 16	Mississippi State	W	5-0
Mar. 16	George Mason	W	5-0
Mar. 17	Florida A&M	W	10-0
Mar. 19	Onondaga CC	W	4-1
Mar. 19	Onondaga CC	W	10-0
Mar. 22	Western Illinois	L	1-3
Mar. 22	Western Illinois	W	3-1
Mar. 23	Rider College	W	10-0
Mar. 23	Rider College	W	4-0
Mar. 24	Saginaw Valley	W	1-0
Mar. 24	Saginaw Valley	W	7-2
Apr. 1	at East Carolina	W	2-0
Apr. 1	at East Carolina	W	3-0
Apr. 2	at North Carolina	W	1-0
Apr. 2	at North Carolina	W	5-0
Apr. 7	vs. Nicholls State	L	1-2
Apr. 7	vs. Southern Miss	W	3-0
Apr. 8	at Miss. U for W	W	2-1
Apr. 12	at Liberty Baptist	W	9-0
Apr. 12	vs. Davis & Elkins	W	9-0
Apr. 13	vs. Radford	W	8-0
Apr. 13	vs. Ohio State	W	5-2
Apr. 14	vs. North Carolina	W	3-1
Apr. 14	vs. Penn State	W	5-0
Apr. 17	at Florida A&M	W	11-1
Apr. 17	at Florida A&M	W	11-0
Apr. 28	at New Orleans	W	9-0
Apr. 28	at New Orleans	W	10-0

1985 • (50-12-2)

Date	Opponent	Result	Score
Feb. 23	at USF	W	2-1
Feb. 23	at USF	L	3-4
Feb. 25	at Florida A&M	W	3-0
Feb. 25	at Florida A&M	W	5-0
Feb. 27	Susquehanna	W	11-0
Feb. 27	Susquehanna	W	8-2
Mar. 2	vs. Louisiana Tech	T	0-0
Mar. 2	vs. McNeese State	L	0-4
Mar. 2	vs. Ball State	T	0-0
Mar. 3	vs. Missouri	L	0-1
Mar. 4	Detroit	W	5-0
Mar. 4	Detroit	W	6-1
Mar. 5	Temple	W	2-0
Mar. 5	Temple	W	3-0
Mar. 7	Grambling	W	11-0
Mar. 7	Grambling	W	10-0
Mar. 8	vs. Siginau Valley	W	6-0
Mar. 9	vs. NE Louisiana	W	1-0
Mar. 10	vs. Grambling	W	7-0
Mar. 11	at Florida A&M	W	3-0
Mar. 12	Quincy College	W	4-2
Mar. 12	Quincy College	W	1-0
Mar. 15	Onondaga CC	W	10-0
Mar. 15	Onondaga CC	W	8-1
Mar. 19	Western Illinois	W	1-0
Mar. 19	Millikin	W	6-0
Mar. 20	Michigan State	W	2-0
Mar. 20	Michigan State	W	5-0
Mar. 21	Bradley	W	2-0
Mar. 21	Bradley	W	3-1
Mar. 22	Furman	W	13-0
Mar. 22	Stetson	W	2-1
Mar. 22	Rutgers	W	4-0
Mar. 23	Toledo	W	3-2
Mar. 23	SW Missouri St.	W	4-3
Mar. 23	Ohio State	W	6-0
Mar. 24	USF	W	2-1
Mar. 24	Bradley	W	1-0
Mar. 25	Ohio State	W	3-2
Mar. 25	Ohio State	W	11-1
Mar. 26	Brown	W	14-0
Mar. 26	Brown	W	14-2
Mar. 29	vs. SW Missouri St.	L	0-1
Mar. 29	vs. Stanford	W	9-1
Mar. 29	vs. Baylor	L	4-5
Mar. 30	vs. Utah State	L	0-2
Mar. 30	vs. New Mexico	W	3-2
Mar. 30	vs. Louisiana Tech	L	1-2
Mar. 31	vs. Texas A&M	L	1-2
Mar. 31	vs. NE Louisiana	W	10-1
Apr. 5	vs. Adelphi	L	0-2
Apr. 5	vs. Louisiana Tech	L	3-4
Apr. 5	vs. Georgia State	W	7-0
Apr. 6	vs. George Mason	W	5-0
Apr. 6	vs. Western Illinois	W	9-0
Apr. 10	Florida A&M	W	1-0
Apr. 10	Florida A&M	W	8-0
Apr. 12	USF	W	2-1
Apr. 13	USF	L	1-2
Apr. 14	South Carolina	L	0-2
Apr. 14	South Carolina	W	2-0
Apr. 19	vs. Stetson	W	4-1
Apr. 19	at USF	W	1-0
Apr. 20	at USF	W	1-0



YEAR-BY-YEAR RESULTS

1986 • (42-7)

NCAA Regional

Date	Opponent	Result	Score
Feb. 18	West Florida	W	5-0
Feb. 18	West Florida	W	6-0
Feb. 22	at USF	W	1-0
Feb. 22	at USF	W	2-1
Mar. 5	Ball State	W	4-0
Mar. 5	Ball State	W	3-2
Mar. 6	Valparaiso	W	5-0
Mar. 6	Valparaiso	W	2-0
Mar. 9	Virginia	W	4-0
Mar. 9	Virginia	L	1-2
Mar. 10	Temple	W	7-0
Mar. 10	Temple	W	2-0
Mar. 11	Limestone	W	4-0
Mar. 11	Limestone	W	1-0
Mar. 13	at Florida Southern	W	7-0
Mar. 13	at Florida Southern	W	2-0
Mar. 17	Maine	W	1-0
Mar. 17	Maine	W	10-0
Mar. 18	Michigan State	W	2-0
Mar. 19	Tennessee Tech	W	8-0
Mar. 19	Tennessee Tech	W	11-1
Mar. 19	Western Illinois	W	11-0
Mar. 21	Toledo	W	4-0
Mar. 21	Florida Southern	W	7-3
Mar. 21	Rutgers	W	3-0
Mar. 22	Nevada- Reno	W	8-1
Mar. 22	Furman	W	3-2
Mar. 23	Mississippi State	W	3-1
Mar. 23	Western Illinois	L	4-6
Mar. 24	Ohio	W	10-0
Mar. 24	Ohio	W	5-1
Mar. 25	Ohio State	W	8-0
Mar. 25	Ohio State	W	3-2
Mar. 27	vs. Oklahoma State	W	3-2
Mar. 27	vs. Utah	L	2-6
Mar. 27	vs. Texas A&M	W	1-0
Mar. 28	vs. St. Mary's	W	2-1
Mar. 28	vs. Sam Houston	W	3-2
Mar. 29	vs. Oklahoma State	W	2-1
Mar. 29	vs. Arizona State	L	0-2
Apr. 8	at West Florida	W	3-0
Apr. 8	at West Florida	W	5-1
Apr. 25	vs. Furman	L	0-1
Apr. 25	vs. East Carolina	W	3-0
Apr. 25	vs. North Carolina	W	1-0
Apr. 26	at South Carolina	W	3-0
Apr. 26	vs. USF	W	3-0

NCAA South Regional

May 16	at Louisiana Tech	L	0-4
May 18	at Louisiana Tech	L	0-1

1987 • (50-14)

College World Series

Date	Opponent	Result	Score
Feb. 20	at Stetson	W	7-0
Feb. 20	at Stetson	L	3-4
Feb. 24	at Florida A&M	W	8-1
Feb. 24	at Florida A&M	W	6-3
Mar. 5	UNC-Wilmington	W	3-1
Mar. 5	UNC-Wilmington	W	2-0
Mar. 8	Virginia	W	7-0
Mar. 8	Virginia	L	2-5
Mar. 9	Limestone	W	6-0
Mar. 9	Limestone	W	11-0
Mar. 10	Temple	L	0-1
Mar. 10	Temple	W	6-3
Mar. 11	East Carolina	W	10-0
Mar. 11	East Carolina	W	2-1
Mar. 13	vs. Eastern Michigan	W	7-1
Mar. 13	vs. Bradley	W	2-0
Mar. 13	vs. Stetson	W	16-0
Mar. 14	vs. Temple	W	5-0
Mar. 14	vs. South Carolina	L	0-4
Mar. 14	vs. Rutgers	W	4-0
Mar. 15	vs. Winthrop	W	8-0
Mar. 15	at USF	L	3-7
Mar. 15	vs. South Carolina	L	0-2
Mar. 17	Miami (OH)	W	3-0
Mar. 17	Miami (OH)	W	3-2
Mar. 19	Tennessee Tech	W	10-0
Mar. 20	Kent State	W	16-0
Mar. 20	Bowling Green	W	4-0
Mar. 21	Southern Miss	W	13-3
Mar. 21	Nicholls State	W	5-0
Mar. 22	Furman	W	1-0
Mar. 22	Toledo	L	0-3
Mar. 23	Toledo	W	9-6
Mar. 23	Toledo	W	8-1
Mar. 25	Bowling Green	W	12-2
Mar. 25	Bowling Green	W	3-1
Mar. 28	Ohio	W	3-0
Mar. 28	Ohio	W	6-2
Apr. 4	at West Florida	W	1-0
Apr. 4	at West Florida	W	4-0
Apr. 10	vs. Furman	W	8-2
Apr. 10	vs. USF	W	5-4
Apr. 10	vs. Nicholls	W	5-1
Apr. 11	vs. George Mason	W	3-0
Apr. 11	at South Carolina	W	1-0
Apr. 12	vs. Louisiana Tech	W	2-1
Apr. 12	vs. Georgia State	W	4-1
Apr. 17	USF	L	0-2
Apr. 17	USF	W	1-0
Apr. 18	South Carolina	W	1-3
Apr. 18	South Carolina	L	0-1
Apr. 19	South Carolina	W	2-1
Apr. 20	Florida A&M	W	17-0
Apr. 20	Florida A&M	W	7-1
Apr. 24	vs. Oklahoma	L	0-1
Apr. 25	at Oklahoma State	L	1-4
Apr. 25	vs. Baylor	W	10-0
Apr. 25	vs. Oklahoma	W	6-1
Apr. 26	vs. Baylor	W	8-1
Apr. 26	at Oklahoma State	W	2-0

NCAA South Regional

May 15	Adelphi	W	1-0
May 16	Adelphi	W	3-1

College World Series

May 20	vs. CS-Fullerton	L	0-3
May 21	vs. Central Michigan	L	0-1

1988 • (44-14)

NCAA Regional

Date	Opponent	Result	Score
Feb. 20	West Florida	W	1-0
Feb. 20	West Florida	W	1-0
Feb. 25	at Florida A&M	W	14-3
Feb. 25	at Florida A&M	W	11-0
Mar. 5	Eastern Michigan	W	3-1
Mar. 5	Eastern Michigan	W	4-3
Mar. 6	Temple	W	3-0
Mar. 6	Temple	W	2-0
Mar. 7	North Carolina	W	4-2
Mar. 7	North Carolina	W	8-4
Mar. 7	Louisiana Tech	L	0-7
Mar. 7	North Carolina	W	2-1
Mar. 11	vs. Eastern Michigan	W	7-4
Mar. 11	at USF	W	2-1
Mar. 11	vs. Virginia	W	4-0
Mar. 12	vs. Temple	W	4-3
Mar. 12	vs. Okla. City College	W	5-0
Mar. 13	vs. South Carolina	L	1-5
Mar. 13	vs. Central Michigan	W	6-2
Mar. 16	Southern Illinois	W	5-1
Mar. 16	Southern Illinois	L	1-2
Mar. 17	Virginia	W	5-0
Mar. 17	Virginia	W	7-1
Mar. 18	Florida A&M	W	7-0
Mar. 18	NE Louisiana	W	5-1
Mar. 18	Maine	W	1-0
Mar. 19	Northern Illinois	L	3-4
Mar. 19	Miami (OH)	W	5-1
Mar. 19	Furman	W	2-0
Mar. 20	Eastern Illinois	W	2-1
Mar. 20	Northern Illinois	W	2-1
Mar. 21	Eastern Illinois	W	3-2
Mar. 21	Eastern Illinois	W	11-1
Mar. 22	Ohio State	W	6-1
Mar. 22	Ohio State	W	2-1
Mar. 28	Nicholls State	W	1-0
Mar. 29	Nicholls State	W	2-1
Mar. 29	Nicholls State	W	8-3
Apr. 1	vs. Utah	W	3-0
Apr. 1	at South Carolina	L	0-1
Apr. 2	vs. Utah	L	4-8
Apr. 2	at South Carolina	L	1-3
Apr. 9	at USF	W	8-5
Apr. 9	at USF	W	8-1
Apr. 10	Florida A&M	W	3-0
Apr. 10	Florida A&M	W	2-1
Apr. 11	at West Florida	W	5-3
Apr. 11	at West Florida	L	1-2
Apr. 15	vs. Kansas	W	2-1
Apr. 15	at Nebraska	L	0-3
Apr. 16	vs. Kansas	L	2-4
Apr. 16	at Nebraska	L	0-5
Apr. 18	at Creighton	W	4-0
Apr. 18	at Creighton	L	0-2
Apr. 23	Georgia State	W	5-0
Apr. 23	Georgia State	W	2-1

NCAA South Regional

May 20	vs. Texas A&M	L	0-1
May 21	at Louisiana Tech	L	1-6

1989 • (39-14)

NCAA Regional

Date	Opponent	Result	Score
Feb. 26	West Florida	W	3-2
Feb. 26	West Florida	L	1-5
Feb. 28	at Florida A&M	W	11-0
Feb. 28	at Florida A&M	W	4-0
Mar. 4	Eastern Michigan	W	2-0
Mar. 4	Eastern Michigan	W	5-1
Mar. 5	Temple	W	2-1
Mar. 5	Temple	W	8-2
Mar. 6	Virginia	L	4-2
Mar. 6	Virginia	W	5-1
Mar. 7	East Carolina	W	5-0
Mar. 7	East Carolina	W	5-0
Mar. 10	vs. Missouri	W	6-0
Mar. 10	vs. Western Illinois	W	5-2
Mar. 10	vs. New Mexico	W	3-2
Mar. 11	vs. Temple	W	3-1
Mar. 11	vs. Nicholls State	W	3-1
Mar. 11	vs. Arizona State	L	3-7
Mar. 12	vs. Miami (OH)	L	3-4
Mar. 12	vs. Miami (OH)	L	0-1
Mar. 15	Illinois State	W	2-0
Mar. 16	Connecticut	W	3-0
Mar. 17	Miami (OH)	W	5-0
Mar. 17	Southern Illinois	W	4-2
Mar. 18	SW Missouri St	W	14-0
Mar. 18	Stetson	W	6-0
Mar. 19	North Carolina	L	1-2
Mar. 20	Northern Illinois	L	0-3
Mar. 20	Northern Illinois	L	2-5
Mar. 22	USF	W	4-2
Mar. 22	USF	W	8-1
Apr. 11	Florida A&M	W	3-0
Apr. 11	Florida A&M	W	4-1
Apr. 14	at Nebraska	L	0-1
Apr. 14	vs. Kansas	W	3-2
Apr. 14	vs. Arizona State	W	3-2
Apr. 15	vs. Kansas	W	1-0
Apr. 15	at Nebraska	L	2-4
Apr. 21	vs. East Carolina	W	3-0
Apr. 21	vs. Furman	W	5-0
Apr. 21	vs. SW Louisiana	W	4-2
Apr. 21	vs. North Carolina	W	3-1
Apr. 22	vs. USF	W	2-0
Apr. 22	vs. Virginia	W	2-0
Apr. 22	vs. Nicholls State	W	2-0
May 3	at West Florida	W	3-2
May 3	at West Florida	W	3-0
May 5	vs. Louisiana Tech	L	0-1
May 5	at Nicholls State	W	1-0
May 6	at Nicholls State	L	0-2
May 6	vs. Louisiana Tech	L	0-1

NCAA South Regional

May 19	South Carolina	L	1-2
May 20	Louisiana Tech	L	1-3





YEAR-BY-YEAR RESULTS

1990 • (47-16)

College World Series
NCAA Semifinalist

Date	Opponent	Result	Score
Feb. 18	West Florida	W	1-0
Feb. 18	West Florida	W	1-0
Feb. 27	at Florida A&M	W	6-2
Feb. 27	at Florida A&M	W	4-0
Mar. 3	Eastern Michigan	W	1-0
Mar. 3	Eastern Michigan	W	1-0
Mar. 3	Michigan	W	1-0
Mar. 4	Michigan	L	2-3
Mar. 7	UNC-Wilmington	W	6-1
Mar. 7	UNC-Wilmington	W	5-0
Mar. 9	vs. Indiana	W	1-2
Mar. 9	vs. Iowa	L	0-5
Mar. 10	vs. Central Michigan	W	1-0
Mar. 10	at USF	W	2-1
Mar. 11	vs. Maine	W	7-0
Mar. 11	vs. Oklahoma	L	0-1
Mar. 12	Southern Illinois	W	4-0
Mar. 13	Virginia	W	1-0
Mar. 13	Virginia	W	5-0
Mar. 14	Indiana	W	1-0
Mar. 14	Indiana	W	2-0
Mar. 15	Connecticut	L	1-3
Mar. 16	Stetson	W	3-2
Mar. 16	SW Louisiana	L	1-2
Mar. 17	Oklahoma	W	3-2
Mar. 17	Adelphi	W	4-0
Mar. 18	Nebraska	W	2-1
Mar. 20	Missouri	L	1-2
Mar. 20	Missouri	L	1-2
Mar. 21	Northern Iowa	L	0-1
Mar. 21	Northern Iowa	W	4-2
Mar. 22	Princeton	W	5-0
Mar. 22	Princeton	W	6-0
Mar. 24	Georgia State	W	2-0
Mar. 24	Georgia State	W	8-0
Mar. 30	vs. Southern Miss	W	4-0
Mar. 30	vs. Georgia Tech	W	10-0
Mar. 30	vs. Wichita State	W	1-0
Mar. 31	vs. Austin Peay	W	5-1
Mar. 31	vs. Michigan State	W	2-0
Mar. 31	vs. Georgia State	L	0-1
Apr. 2	at USF	W	4-1
Apr. 2	at USF	W	2-0
Apr. 13	vs. Stephen F. Austin	W	5-2
Apr. 13	vs. Sam Houston	L	0-2
Apr. 14	vs. Oklahoma State	L	1-2
Apr. 14	vs. Texas A&M	W	3-1
Apr. 15	vs. Texas-Arlington	L	0-2
Apr. 20	vs. Southern Miss	W	11-0
Apr. 21	vs. North Carolina	W	1-0
Apr. 22	vs. East Carolina	W	7-2
Apr. 29	South Carolina	L	0-2
Apr. 29	South Carolina	W	3-0
Apr. 30	Florida A&M	W	10-0
Apr. 30	Florida A&M	W	2-0
May 2	at West Florida	W	2-0
May 2	at West Florida	W	6-0
NCAA South Regional			
May 18	vs. Texas A&M	W	5-0
May 18	at SW Louisiana	W	4-3
May 19	at SW Louisiana	W	2-1
College World Series			
May 23	vs. Fresno State	W	1-0
May 24	vs. Oklahoma State	L	1-4
May 24	vs. UNLV	W	4-1
May 25	vs. UCLA	L	0-3

1991 • (62-12)

College World Series

Date	Opponent	Result	Score
Feb. 14	vs. California	L	0-4
Feb. 14	vs. New Mexico	W	9-1
Feb. 15	vs. UCLA	L	2-5
Feb. 15	vs. Sacramento State	W	4-0
Feb. 16	vs. Pacific	W	4-3
Feb. 16	at Arizona	L	0-8
Feb. 17	vs. CS-Northridge	L	0-1
Feb. 23	West Florida	W	4-3
Feb. 23	West Florida	L	0-5
Feb. 24	at Georgia Southern	W	6-2
Feb. 24	at Georgia Southern	W	5-1
Feb. 26	at Florida A&M	W	8-0
Feb. 26	at Florida A&M	W	4-0
Mar. 2	at USF	W	2-0
Mar. 2	at USF	L	0-2
Mar. 4	Ball State	W	5-0
Mar. 6	Samford	W	2-1
Mar. 6	Samford	W	6-0
Mar. 8	vs. Detroit	W	9-0
Mar. 8	vs. Western Illinois	W	2-1
Mar. 8	vs. Indiana	W	3-1
Mar. 9	vs. Winthrop	W	4-1
Mar. 9	vs. Eastern Michigan	W	1-0
Mar. 10	vs. Oklahoma	W	7-1
Mar. 10	vs. South Carolina	L	3-4
Mar. 12	Connecticut	W	2-1
Mar. 12	Connecticut	W	1-0
Mar. 13	Virginia	W	9-1
Mar. 13	Virginia	W	2-1
Mar. 14	Creighton	W	3-2
Mar. 15	Miami (OH)	W	2-0
Mar. 15	East Carolina	W	13-0
Mar. 16	Western Illinois	W	2-1
Mar. 16	Rhode Island	W	6-0
Mar. 17	Winthrop	W	2-0
Mar. 17	Indiana	W	6-2
Mar. 18	Bradley	W	2-0
Mar. 20	Northern Iowa	W	3-1
Mar. 20	Northern Iowa	W	2-1
Mar. 21	Miami (OH)	L	0-8
Mar. 21	Miami (OH)	W	5-1
Mar. 27	Drexel	W	2-0
Mar. 27	Drexel	W	7-1
Mar. 28	Bowling Green	W	2-0
Mar. 28	Bowling Green	W	9-0
Mar. 30	vs. Dayton	W	3-0
Mar. 30	vs. Toledo	W	1-0
Mar. 30	vs. Northwestern	W	2-0
Mar. 31	vs. USF	W	6-5
Mar. 31	vs. Samford	W	4-0
Mar. 31	vs. North Carolina	W	5-0
Mar. 31	vs. South Carolina	W	4-1
Apr. 5	vs. Notre Dame	W	7-0
Apr. 5	vs. USF	W	2-0
Apr. 6	vs. Winthrop	W	4-1
Apr. 6	vs. SW Louisiana	W	3-0
Apr. 8	Georgia Southern	W	4-0
Apr. 8	Georgia Southern	W	9-1
Apr. 9	Florida A&M	W	7-1
Apr. 9	Florida A&M	W	11-1
Apr. 19	vs. Virginia	L	1-2
Apr. 20	vs. Eastern Michigan	W	3-2
Apr. 21	vs. Virginia	L	0-2
May 1	at West Florida	W	1-0
May 1	at West Florida	W	7-0
May 3	vs. Connecticut	W	2-0
May 4	vs. Princeton	W	4-3
May 5	at Massachusetts	W	2-0
NCAA South Regional			
May 17	at SW Louisiana	W	1-0
May 17	vs. Oklahoma State	W	2-0
May 18	vs. Oklahoma State	W	4-3
College World Series			
May 22	vs. UCLA	L	0-1
May 23	vs. UNLV	W	3-1
May 24	vs. Fresno State	L	0-3

1992 • (63-9, 4-2 ACC)

ACC Champions
College World Series

Date	Opponent	Result	Score
Feb. 9	Samford	W	10-0
Feb. 9	Samford	W	7-0
Feb. 16	at Florida A&M	W	12-0
Feb. 16	at Florida A&M	W	10-0
Feb. 23	West Florida	W	2-0
Feb. 23	West Florida	W	2-0
Mar. 1	at Georgia Southern	W	8-0
Mar. 1	at Georgia Southern	W	13-3
Mar. 3	Northwestern	W	10-0
Mar. 3	Northwestern	W	1-0
Mar. 7	vs. Ball State	W	2-0
Mar. 7	vs. Ball State	W	9-0
Mar. 8	at USF	W	5-1
Mar. 8	at USF	W	3-0
Mar. 10	Robert Morris	W	1-0
Mar. 10	Robert Morris	W	14-1
Mar. 13	vs. Adelphi	W	12-2
Mar. 13	vs. Penn State	W	7-0
Mar. 14	vs. Samford	W	4-3
Mar. 14	vs. Virginia*	W	10-0
Mar. 14	vs. Hofstra	W	14-4
Mar. 15	vs. North Carolina*	W	12-1
Mar. 15	vs. Oklahoma City	W	2-1
Mar. 17	Rutgers	W	1-0
Mar. 17	Rutgers	W	8-4
Mar. 18	Virginia*	L	0-1
Mar. 18	Virginia*	W	5-2
Mar. 19	Miami (OH)	L	0-2
Mar. 19	Northern Iowa	W	2-0
Mar. 20	Bradley	W	3-2
Mar. 20	Princeton	W	7-0
Mar. 20	Bowling Green	W	4-0
Mar. 21	Adelphi	W	5-0
Mar. 21	USF	W	1-0
Mar. 22	Kent State	W	6-0
Mar. 22	Princeton	W	2-1
Mar. 23	Drexel	W	3-0
Mar. 23	Drexel	W	4-0
Mar. 24	Kent State	W	2-1
Mar. 24	Kent State	W	8-0
Mar. 26	at CS-Fullerton	L	4-5
Mar. 26	vs. Missouri	L	1-2
Mar. 27	vs. Ohio State	W	1-0
Mar. 27	vs. Arizona	L	0-2
Mar. 28	vs. Illinois State	W	7-2
Mar. 29	vs. Oklahoma State	L	0-3
Apr. 6	Georgia Southern	W	6-0
Apr. 6	Georgia Southern	W	2-0
Apr. 7	Florida A&M	W	7-0
Apr. 7	Florida A&M	W	6-0
Apr. 10	vs. UNC-Wilmington	W	7-1
Apr. 10	at North Carolina*	L	0-1
Apr. 11	vs. Winthrop	W	3-1
Apr. 11	vs. Georgia Tech*	W	10-0
Apr. 12	vs. East Carolina	W	5-2
Apr. 12	vs. South Carolina	W	3-2
ACC Championship			
Apr. 17	Georgia Tech	W	6-0
Apr. 17	North Carolina	W	11-0
Apr. 18	Virginia	W	11-1
Apr. 25	South Carolina	W	2-0
Apr. 25	South Carolina	W	6-0
Apr. 26	South Carolina	W	2-0
Apr. 27	at West Florida	W	6-0
Apr. 27	at West Florida	W	11-2
May 2	vs. Connecticut	W	1-0
May 2	vs. Massachusetts	W	3-1
May 3	at Connecticut	W	4-3
NCAA Regional			
May 16	at SW Louisiana	W	1-0
May 16	vs. UNLV	W	4-0
May 16	at SW Louisiana	W	1-0
College World Series			
May 21	vs. California	L	0-3
May 22	vs. Massachusetts	L	2-4

1993 • (52-9, 4-0 ACC)

ACC Champions
College World Series

Date	Opponent	Result	Score
Feb. 13	Samford	W	3-1
Feb. 13	Samford	W	8-4
Feb. 20	West Florida	W	6-1
Feb. 20	West Florida	W	3-1
Feb. 22	at Florida A&M	W	7-0
Feb. 27	Mercer	W	5-0
Feb. 27	Mercer	W	7-0
Feb. 28	USF	W	10-0
Feb. 28	USF	W	7-0
Mar. 6	at Georgia Tech*	W	3-0
Mar. 6	at Georgia Tech*	W	2-0
Mar. 9	at Florida A&M	W	10-0
Mar. 12	vs. Central Michigan	W	5-0
Mar. 12	vs. Georgia Southern	W	6-0
Mar. 13	vs. Hofstra	W	6-0
Mar. 14	vs. Iowa	W	3-0
Mar. 16	Connecticut	W	1-0
Mar. 16	Connecticut	W	8-0
Mar. 18	Northern Iowa	W	7-0
Mar. 19	Drake	W	6-0
Mar. 19	Georgia State	W	1-0
Mar. 19	SW Louisiana	L	1-2
Mar. 20	Rhode Island	W	10-0
Mar. 20	Eastern Illinois	W	7-2
Mar. 20	Virginia*	W	7-0
Mar. 21	Southern Illinois	W	1-0
Mar. 21	SW Louisiana	W	2-1
Mar. 22	Toledo	W	11-0
Mar. 22	Toledo	W	4-0
Mar. 25	vs. Fresno State	L	1-2
Mar. 25	vs. Cal Poly	W	1-0
Mar. 26	vs. Minnesota	W	3-1
Mar. 27	vs. Utah	L	2-3
Mar. 28	at CS-Fullerton	W	4-1
Apr. 6	Florida A&M	W	10-0
Apr. 6	Florida A&M	W	4-1
Apr. 9	vs. UNC-Wilmington	W	12-0
Apr. 9	vs. Virginia*	W	3-2
Apr. 10	vs. Coastal Carolina	W	8-0
Apr. 10	vs. Hofstra	W	10-2
Apr. 11	vs. Coastal Carolina	W	9-1
Apr. 11	vs. East Carolina	W	13-0
ACC Championship			
Apr. 16	Georgia Tech	W	12-0
Apr. 16	Virginia	L	0-1
Apr. 16	Georgia Tech	W	11-0
Apr. 17	Virginia	W	2-0
Apr. 17	Virginia	W	4-2
Apr. 24	at South Carolina	L	4-6
Apr. 24	at South Carolina	W	7-0
Apr. 25	at South Carolina	W	8-0
May 1	vs. Connecticut	L	1-4
May 1	vs. USF	W	1-0
May 2	at Massachusetts	W	5-0
May 4	at West Florida	W	5-0
May 4	at West Florida	W	7-0
NCAA Regional			
May 21	Kansas	L	0-1
May 21	Iowa	W	5-3
May 22	Kansas	W	5-0
May 22	Kansas	W	2-1
College World Series			
May 27	vs. Oklahoma State	L	2-5
May 28	vs. Connecticut	L	1-2

YEAR-BY-YEAR RESULTS

1994 • (50-19, 9-2 ACC)

NCAA Regional

Date	Opponent	Result	Score
Feb. 12	Mercer	W	9-3
Feb. 12	Mercer	W	6-0
Feb. 13	UNC-Charlotte	W	4-0
Feb. 13	UNC-Charlotte	W	7-1
Feb. 17	Georgia Southern	W	10-0
Feb. 17	Georgia Southern	W	8-0
Feb. 19	West Florida	W	10-0
Feb. 19	West Florida	W	5-0
Feb. 21	at Florida AGM	W	3-0
Feb. 26	Stetson	W	7-0
Feb. 26	Stetson	W	5-0
Feb. 28	at Mercer	W	6-0
Feb. 28	at Mercer	W	5-0
Mar. 2	Florida AGM	W	8-0
Mar. 5	South Carolina	L	2-3
Mar. 5	South Carolina	W	3-1
Mar. 6	Georgia Tech*	W	6-1
Mar. 6	Georgia Tech*	W	2-1
Mar. 11	vs. Robert Morris	L	0-1
Mar. 11	vs. Illinois-Chicago	W	3-0
Mar. 11	vs. Penn State	W	6-2
Mar. 12	vs. UCLA	L	0-3
Mar. 12	vs. Notre Dame	W	3-0
Mar. 12	vs. Virginia*	W	7-0
Mar. 13	vs. Oklahoma State	L	0-1
Mar. 15	Northern Illinois	W	3-0
Mar. 15	Northern Illinois	W	1-0
Mar. 16	Texas AGM	L	3-7
Mar. 16	Virginia*	W	4-3
Mar. 17	Princeton	W	2-1
Mar. 18	Indiana	W	3-2
Mar. 18	vs. Louisiana Tech	W	2-0
Mar. 18	vs. Iowa State	W	3-2
Mar. 19	Eastern Michigan	W	1-0
Mar. 19	Eastern Illinois	W	9-0
Mar. 19	Illinois State	L	2-3
Mar. 22	vs. Kansas	L	2-4
Mar. 23	vs. Northwestern	L	2-8
Mar. 23	at CS-Fullerton	L	0-7
Mar. 24	vs. SE Louisiana	L	3-12
Mar. 25	vs. Oklahoma State	L	0-1
Mar. 25	vs. Utah State	W	5-3
Mar. 30	Hofstra	W	3-2
Mar. 30	Hofstra	W	4-3
Apr. 4	at Florida AGM	W	7-0
Apr. 7	at North Carolina*	W	5-1
Apr. 7	at North Carolina*	W	6-2
Apr. 8	vs. UNC-Wilmington	W	5-0
Apr. 8	vs. UNC-Charlotte	W	8-1
Apr. 9	vs. East Carolina	L	0-1
Apr. 9	vs. Georgia Tech*	W	11-0
Apr. 10	vs. Virginia*	W	9-4
Apr. 10	at North Carolina*	L	0-1
Apr. 16	at Virginia*	W	8-0
Apr. 16	at Virginia*	L	4-5
Apr. 17	Florida AGM	W	8-0
ACC Championship			
Apr. 22	Georgia Tech	W	2-1
Apr. 22	Virginia	L	0-2
Apr. 23	North Carolina	W	6-5
Apr. 23	Virginia	W	1-0
Apr. 23	Virginia	L	0-3
Apr. 23	Virginia	L	-
May 3	at West Florida	L	1-4
May 3	at West Florida	W	8-0
May 7	at Connecticut	W	4-1
May 7	vs. USF	W	2-0
May 11	at USF	W	4-2
May 11	at USF	W	6-5
NCAA Regional			
May 20	vs. Oklahoma	L	1-3
May 21	vs. Providence	L	0-4

1995 • (58-15, 6-0 ACC)

ACC Champions

NCAA Regional

Date	Opponent	Result	Score
Feb. 12	Stetson	W	8-0
Feb. 12	Stetson	W	2-0
Feb. 17	vs. Oklahoma St.	L	1-5
Feb. 17	vs. CS-Fullerton	L	5-9
Feb. 18	vs. Oregon	W	3-2
Feb. 18	vs. New Mexico St.	W	4-0
Feb. 18	vs. Illinois St.	W	10-2
Feb. 19	vs. Arizona	L	1-7
Feb. 22	Troy	W	3-1
Feb. 22	Troy	W	3-0
Feb. 25	at Georgia Tech*	W	9-4
Feb. 25	at Georgia Tech*	W	10-1
Feb. 26	at UNC-Charlotte	W	6-0
Feb. 26	at UNC-Charlotte	W	8-0
Mar. 4	Mercer	W	3-0
Mar. 4	Mercer	W	10-2
Mar. 5	North Carolina*	W	6-3
Mar. 5	North Carolina*	W	3-1
Mar. 6	Marshall	W	8-0
Mar. 6	Marshall	W	7-0
Mar. 10	vs. Indiana State	W	8-0
Mar. 10	vs. Illinois-Chicago	L	1-3
Mar. 10	vs. Iowa	L	0-4
Mar. 11	vs. Robert Morris	W	3-0
Mar. 11	vs. Yale	W	11-1
Mar. 11	vs. North Carolina	W	8-2
Mar. 12	vs. Virginia	W	2-1
Mar. 12	vs. Oklahoma State	W	7-4
Mar. 12	vs. Illinois-Chicago	W	1-0
Mar. 14	Virginia*	W	3-2
Mar. 14	Virginia*	W	3-0
Mar. 17	Samford	W	14-0
Mar. 17	Miami (OH)	W	9-1
Mar. 17	Michigan	L	1-2
Mar. 18	Northern Illinois	W	3-0
Mar. 18	Illinois-Chicago	W	3-0
Mar. 19	Iowa State	W	2-0
Mar. 19	Michigan	L	0-5
Mar. 21	Massachusetts	W	5-4
Mar. 21	Massachusetts	W	4-3
Mar. 24	at South Carolina	L	1-2
Mar. 24	at South Carolina	L	2-3
Mar. 25	vs. Hofstra	W	5-1
Mar. 25	at South Carolina	L	3-6
Mar. 25	vs. Hofstra	W	8-2
Mar. 28	Florida AGM	W	8-0
Apr. 2	USF	W	4-0
Apr. 2	USF	L	3-4
Apr. 3	at Florida AGM	W	9-0
Apr. 3	at Florida AGM	W	10-0
Apr. 7	vs. Campbell	W	4-0
Apr. 7	at North Carolina	W	15-0
Apr. 8	vs. East Carolina	W	10-2
Apr. 8	vs. Campbell	W	7-1
Apr. 9	vs. East Carolina	W	4-3
Apr. 9	at North Carolina	W	2-1
Apr. 12	Florida AGM	W	6-0
Apr. 15	at West Florida	W	8-0
Apr. 15	at West Florida	W	3-2
ACC Championship			
Apr. 21	vs. North Carolina	W	4-0
Apr. 21	vs. Georgia Tech	W	2-1
Apr. 22	vs. Georgia Tech	W	5-2
May 3	West Florida	W	9-3
May 3	West Florida	W	3-0
May 12	vs. USF	L	0-3
May 12	vs. South Carolina	W	5-4
May 13	at Massachusetts	L	0-8
May 13	vs. South Carolina	W	6-0
May 14	at Massachusetts	W	2-0
NCAA Regional			
May 19	vs. Nebraska	L	1-6
May 20	vs. Ohio	W	2-0
May 20	vs. Nebraska	W	6-2
May 21	at Arizona	L	0-15

1996 • (51-21, 5-3 ACC)

ACC Champions

NCAA Regional

Date	Opponent	Result	Score
Feb. 7	at Mercer	W	4-1
Feb. 7	at Mercer	W	5-2
Feb. 9	West Florida	W	8-0
Feb. 9	West Florida	W	8-0
Feb. 11	Georgia Southern	W	2-1
Feb. 11	Georgia Southern	W	5-0
Feb. 16	vs. UNLV	L	2-3
Feb. 16	vs. Washington	L	6-13
Feb. 16	vs. Arizona	L	4-8
Feb. 17	vs. Illinois State	W	4-1
Feb. 17	vs. Utah State	W	6-5
Feb. 18	vs. CS-Fullerton	L	11-12
Feb. 24	Stetson	W	1-0
Feb. 24	Stetson	W	6-2
Feb. 27	Florida AGM	W	8-0
Mar. 1	vs. Washington	L	1-3
Mar. 1	vs. Massachusetts	W	4-1
Mar. 2	vs. Long Beach State	L	1-2
Mar. 2	vs. Oregon	W	1-0
Mar. 3	vs. CS-Northridge	L	1-2
Mar. 5	UNC-Charlotte	W	7-1
Mar. 5	UNC-Charlotte	W	6-0
Mar. 6	Troy	W	5-2
Mar. 6	Troy	L	1-2
Mar. 8	vs. East Carolina	W	2-1
Mar. 8	vs. UT-Chattanooga	W	5-2
Mar. 8	vs. Ball State	W	4-2
Mar. 9	vs. Penn State	W	4-3
Mar. 9	vs. Indiana	W	3-1
Mar. 10	vs. Michigan State	W	6-2
Mar. 10	vs. UCLA	L	0-4
Mar. 14	Notre Dame	L	0-1
Mar. 15	Drake	W	1-0
Mar. 15	Ohio State	L	0-1
Mar. 16	Southern Illinois	L	3-4
Mar. 16	Eastern Michigan	W	7-0
Mar. 16	Massachusetts	W	3-1
Mar. 17	Michigan	L	1-6
Mar. 17	Connecticut	W	3-0
Mar. 19	Connecticut	W	6-0
Mar. 21	Bradley	W	4-1
Mar. 21	Bradley	W	7-2
Mar. 23	Georgia Tech*	W	2-0
Mar. 23	Georgia Tech*	L	1-3
Mar. 28	at Florida AGM	W	7-2
Mar. 28	at Florida AGM	W	13-0
Apr. 1	Florida AGM	W	4-0
Apr. 6	at Virginia*	W	8-0
Apr. 6	at Virginia*	W	5-4
Apr. 7	at Maryland*	W	4-0
Apr. 7	at Maryland*	W	6-2
Apr. 11	at North Carolina*	L	2-3
Apr. 11	at North Carolina*	L	4-5
Apr. 12	vs. Campbell	W	6-1
Apr. 13	vs. Florida Atlantic	L	0-1
Apr. 13	vs. South Carolina	W	4-2
Apr. 13	at North Carolina	W	2-0
Apr. 14	vs. Maryland	W	8-0
ACC Championship			
Apr. 19	vs. Georgia Tech	W	5-4
Apr. 19	vs. Maryland	W	3-0
Apr. 20	vs. North Carolina	W	3-1
Apr. 30	at West Florida	W	6-0
Apr. 30	at West Florida	W	10-0
May 3	at USF	W	1-0
May 3	at USF	L	1-4
May 5	South Carolina	W	5-1
May 5	South Carolina	L	3-5
May 6	South Carolina	W	2-1
NCAA Regional			
May 17	USF	W	3-1
May 18	Arizona	L	6-9
May 18	USF	W	6-0
May 19	Arizona	L	3-10

1997 • (45-19, 7-1 ACC)

ACC Champions

Date	Opponent	Result	Score
Feb. 9	at Georgia Southern	W	8-0
Feb. 9	at Georgia Southern	W	5-3
Feb. 12	at Florida AGM	W	7-0
Feb. 14	vs. Nebraska	W	2-1
Feb. 14	vs. Fresno State	L	0-2
Feb. 15	vs. Oregon	L	1-6
Feb. 15	vs. Utah	L	2-6
Feb. 16	vs. Ohio State	W	7-2
Feb. 16	vs. CS-Fullerton	W	4-2
Feb. 19	at Florida	L	1-3
Feb. 19	at Florida	W	8-1
Feb. 22	Mercer	W	1-0
Feb. 22	Mercer	W	5-1
Feb. 23	Florida AGM	W	8-0
Feb. 28	vs. Northwestern	W	2-0
Mar. 1	vs. Washington	L	3-8
Mar. 1	vs. Oklahoma	W	2-1
Mar. 2	vs. UConn	W	10-3
Mar. 3	vs. Louisiana Tech	L	2-6
Mar. 7	vs. Ball State	W	4-0
Mar. 7	vs. East Carolina	W	10-0
Mar. 7	vs. Michigan State	L	2-6
Mar. 8	vs. Hofstra	L	1-2
Mar. 8	vs. Arkansas	W	4-0
Mar. 8	vs. Indiana	W	3-2
Mar. 9	vs. Iowa	L	1-7
Mar. 11	Miami (OH)	W	2-1
Mar. 13	Louisiana Tech	L	2-3
Mar. 14	Wisconsin	L	3-12
Mar. 14	UT-Chattanooga	W	3-1
Mar. 14	UConn	W	2-1
Mar. 15	Bradley	W	4-0
Mar. 15	Eastern Michigan	W	5-1
Mar. 18	UConn	L	0-1
Mar. 18	UConn	W	8-2
Mar. 23	at Georgia Tech*	W	5-1
Mar. 23	at Georgia Tech*	W	8-5
Mar. 25	Maryland*	W	1-0
Mar. 25	Maryland*	W	3-0
Mar. 27	Youngstown State	W	8-2
Mar. 27	Youngstown State	W	6-3
Apr. 2	at Troy	W	3-2
Apr. 2	at Troy	T	1-1
Apr. 4	at Florida AGM	L	1-2
Apr. 6	Virginia*	W	8-0
Apr. 6	Virginia*	L	3-6
Apr. 10	at North Carolina*	W	6-0
Apr. 10	at North Carolina*	W	12-4
Apr. 11	vs. Florida Atlantic	W	5-1
Apr. 11	vs. Campbell	W	4-1
Apr. 11	vs. Coastal Carolina	W	12-2
Apr. 13	vs. Coastal Carolina	W	2-1
Apr. 13	vs. Florida Atlantic	W	4-0
ACC Championship			
Apr. 18	vs. North Carolina	W	5-4
Apr. 18	vs. Maryland	W	4-3
Apr. 19	vs. Maryland	L	1-2
Apr. 27	Florida AGM	W	7-0
Apr. 29	at UNC Charlotte	W	6-1
Apr. 29	at UNC Charlotte	W	3-1
May 1	at Alabama	W	2-0
May 1	at Alabama	L	5-6
May 2	at Auburn	W	2-0
May 2	at Auburn	L	1-2
May 9	USF	L	3-4
May 9	USF	L	1-3



YEAR-BY-YEAR RESULTS

1998 • (51-21, 5-3 ACC)

ACC Champions
NCAA Regional

Date	Opponent	Result	Score
Feb. 7	at Mercer	W	5-1
Feb. 7	at Mercer	W	9-1
Feb. 8	Georgia Southern	W	6-2
Feb. 8	Georgia Southern	W	3-1
Feb. 13	vs. Oregon	L	0-2
Feb. 13	vs. Purdue	W	8-1
Feb. 14	vs. Washington	W	1-0
Feb. 14	vs. Fresno State	W	2-1
Feb. 18	at West Florida	W	9-3
Feb. 18	at West Florida	W	10-6
Feb. 20	Florida AGM	W	4-2
Feb. 23	Florida AGM	W	6-0
Feb. 24	Troy	L	0-5
Feb. 24	Troy	W	5-4
Feb. 27	vs. Indiana	W	3-2
Feb. 27	vs. Arizona State	L	1-6
Feb. 28	vs. UMass	W	4-0
Feb. 28	vs. CS-Northridge	L	3-4
Mar. 1	vs. South Carolina	L	0-3
Mar. 1	vs. California	L	1-4
Mar. 5	vs. Georgia	W	6-5
Mar. 5	vs. Illinois-Chicago	L	1-3
Mar. 6	vs. Central Michigan	W	10-1
Mar. 6	vs. Purdue	W	5-4
Mar. 7	vs. Missouri	L	1-3
Mar. 7	vs. Alabama	W	4-1
Mar. 7	vs. Texas	L	1-9
Mar. 10	UNC-Charlotte	W	4-1
Mar. 10	UNC-Charlotte	W	4-1
Mar. 11	Miami (OH)	L	1-4
Mar. 11	Miami (OH)	L	1-3
Mar. 12	Purdue	L	0-1
Mar. 13	Northern Iowa	W	3-0
Mar. 13	Louisiana State	W	4-2
Mar. 13	Eastern Michigan	W	4-2
Mar. 14	Robert Morris	W	4-1
Mar. 14	Penn State	W	3-0
Mar. 14	Central Michigan	W	11-4
Mar. 15	Mississippi	W	4-2
Mar. 15	Umass	W	1-0
Mar. 17	Connecticut	W	6-4
Mar. 17	Connecticut	W	9-0
Mar. 20	North Carolina*	W	3-2
Mar. 20	North Carolina*	W	7-6
Mar. 25	Youngstown State	W	1-0
Mar. 25	Youngstown State	W	10-2
Mar. 27	vs. Wright State	W	8-3
Mar. 27	vs. Georgia State	W	8-0
Mar. 28	vs. Indiana State	W	6-1
Mar. 28	vs. Utah	W	2-1
Mar. 29	vs. Utah	L	1-4
Apr. 3	West Florida	W	2-1
Apr. 3	West Florida	W	5-3
Apr. 5	Georgia Tech*	W	3-2
Apr. 5	Georgia Tech*	W	4-1
Apr. 8	Florida	L	3-8
Apr. 8	Florida	W	5-3
Apr. 10	Florida AGM	L	1-3
Apr. 12	Auburn	W	5-1
Apr. 12	Auburn	W	8-3
Apr. 15	at Florida AGM	W	4-1
Apr. 18	at Virginia*	L	1-4
Apr. 18	at Virginia*	L	0-3
Apr. 19	at Maryland*	L	3-5
Apr. 19	at Maryland*	W	9-1

ACC Championship

Apr. 23	Maryland	W	1-0
Apr. 24	Virginia	W	10-0
Apr. 25	Virginia	W	2-1
			-
May 6	at USF	W	2-1
May 6	at USF	L	2-3

NCAA Midwest Regional

May 15	at Oklahoma State	L	0-4
May 16	vs. Stanford	L	0-1

1999 • (40-25-1, 6-2 ACC)

ACC Champions

Date	Opponent	Result	Score
Feb. 6	at Georgia Southern	L	1-3
Feb. 6	at Georgia Southern	W	2-0
Feb. 9	at Florida AGM	L	2-3
Feb. 12	vs. Utah State	W	12-3
Feb. 12	vs. Utah	L	1-5
Feb. 13	vs. California	L	0-4
Feb. 13	vs. Nebraska	L	1-4
Feb. 14	vs. UNLV	W	10-5
Feb. 19	Mercer	W	9-0
Feb. 19	Mercer	W	10-0
Feb. 23	at Auburn	W	4-2
Feb. 23	at Auburn	T	0-0
Feb. 26	vs. Colorado State	W	3-2
Feb. 26	vs. Nebraska	L	0-1
Feb. 27	vs. DePaul	L	3-5
Feb. 27	vs. Arizona State	L	0-2
Feb. 28	vs. Colorado State	L	4-5
Mar. 1	Campbell	W	5-0
Mar. 1	Campbell	W	2-0
Mar. 4	vs. Mississippi State	L	1-2
Mar. 5	vs. Hofstra	W	6-5
Mar. 6	vs. Michigan	L	0-5
Mar. 6	vs. Florida Atlantic	L	4-8
Mar. 7	vs. Georgia	W	5-0
Mar. 7	at USF	L	1-2
Mar. 10	Miami (OH)	W	2-0
Mar. 10	Miami (OH)	W	6-2
Mar. 12	vs. Western Illinois	L	0-1
Mar. 13	vs. Toledo	W	9-1
Mar. 13	vs. Furman	W	2-0
Mar. 14	vs. Maryland	W	2-0
Mar. 14	vs. Central Michigan	L	1-5
Mar. 16	Massachusetts	L	1-2
Mar. 16	Massachusetts	W	6-0
Mar. 18	Virginia*	W	8-2
Mar. 18	Virginia*	W	2-1
Mar. 22	Minnesota	W	5-0
Mar. 22	Minnesota	W	5-2
Mar. 24	Maryland*	W	4-1
Mar. 24	Maryland*	L	3-5
Mar. 27	Michigan State	L	0-3
Mar. 27	Troy	W	6-1
Mar. 28	Michigan State	L	4-5
Mar. 28	Troy	W	7-0
Apr. 1	at Florida AGM	W	2-1
Apr. 3	at Georgia Tech*	W	7-0
Apr. 3	at Georgia Tech*	W	8-5
Apr. 4	at Georgia	L	0-5
Apr. 4	at Georgia	W	6-0
Apr. 7	at Florida	L	0-2
Apr. 7	at Florida	W	6-4
Apr. 9	at North Carolina*	L	0-6
Apr. 9	at North Carolina*	W	8-3
Apr. 10	vs. Florida Atlantic	L	0-1
Apr. 11	vs. Southern Miss	L	0-1
Apr. 14	Florida AGM	W	10-1
Apr. 14	Florida AGM	L	3-8
Apr. 17	FIU	W	6-1
Apr. 17	FIU	W	1-0
May 4	vs. UNC-Charlotte	W	10-1
May 4	vs. UNC-Charlotte	W	12-5
May 6	USF	W	2-1
May 6	USF	W	5-1

ACC Championship

May 14	vs. North Carolina	W	2-1
May 15	vs. Virginia	W	1-0
May 16	vs. Virginia	W	3-0

2000 • (51-27, 6-2 ACC)

ACC Champions
NCAA Regional

Date	Opponent	Result	Score
Feb. 6	Georgia Southern	W	8-0
Feb. 6	Georgia Southern	W	6-1
Feb. 9	at Florida AGM	W	9-0
Feb. 11	California	L	0-1
Feb. 12	Florida Atlantic	L	2-3
Feb. 12	Florida AGM	W	8-7
Feb. 13	Florida Atlantic	W	2-0
Feb. 13	California	L	0-1
Feb. 16	at Mercer	W	7-0
Feb. 16	at Mercer	W	7-4
Feb. 19	at Bethune-Cookman	W	9-0
Feb. 19	at Bethune-Cookman	W	1-0
Feb. 20	at Stetson	W	2-0
Feb. 20	at Stetson	W	8-2
Feb. 26	vs. Eastern Michigan	W	5-1
Feb. 26	at Florida Atlantic	W	2-0
Feb. 27	vs. Villanova	L	2-3
Feb. 27	vs. Furman	W	8-0
Mar. 3	vs. Fresno State	L	0-2
Mar. 3	vs. Harvard	W	6-2
Mar. 4	vs. Texas	L	0-1
Mar. 4	vs. Mississippi State	L	0-4
Mar. 5	vs. Louisiana	L	1-9
Mar. 7	at Pacific	L	2-5
Mar. 10	vs. UCLA	L	0-3
Mar. 10	vs. Mississippi	L	2-3
Mar. 11	vs. Cal Poly	L	4-5
Mar. 11	at Fresno State	L	1-2
Mar. 12	vs. Illinois State	W	1-0
Mar. 12	vs. Texas Tech	W	3-0
Mar. 15	Princeton	W	4-3
Mar. 15	Princeton	W	2-0
Mar. 17	Troy	W	2-1
Mar. 17	Miami of Ohio	W	8-0
Mar. 17	Kansas	L	1-4
Mar. 18	Northern Iowa	W	6-2
Mar. 18	Michigan	L	1-6
Mar. 22	Ohio	W	8-1
Mar. 22	Ohio	W	6-1
Mar. 24	vs. Louisiana	L	1-2
Mar. 24	at UT-Chattanooga	W	1-0
Mar. 25	vs. Wisconsin	W	3-0
Mar. 25	vs. Louisiana	L	2-6
Mar. 26	vs. Wisconsin	W	6-5
Mar. 26	at UT-Chattanooga	W	2-1
Apr. 1	Georgia Tech*	L	1-2
Apr. 1	Georgia Tech*	L	2-8
Apr. 2	FIU	L	2-4
Apr. 2	FIU	W	8-3
Apr. 5	Florida	W	6-3
Apr. 5	Florida	L	3-5
Apr. 8	Southern Miss	L	0-9
Apr. 8	Florida AGM	W	3-0
Apr. 9	Southern Miss	L	1-4
Apr. 9	Florida AGM	W	9-1
Apr. 12	at Florida AGM	W	7-0
Apr. 15	Auburn	W	7-0
Apr. 15	Auburn	L	4-5
Apr. 16	North Carolina*	W	10-9
Apr. 16	North Carolina*	W	5-4
Apr. 21	at East Carolina	W	1-0
Apr. 21	at East Carolina	W	7-0
Apr. 22	at Campbell	W	7-1
Apr. 22	at Campbell	W	9-1

ACC Championship

Apr. 29	Maryland	W	6-2
Apr. 30	Virginia	L	2-4
May 1	Maryland	W	3-0
May 1	Virginia	W	3-1
May 1	Virginia	W	2-0

NCAA West Regional

May 3	at Virginia*	W	3-2
May 3	at Virginia*	W	6-2
May 4	at Maryland*	W	10-3
May 4	at Maryland*	W	3-2
May 18	vs. Long Beach State	W	2-0
May 19	vs. Iowa	W	4-1
May 20	at UCLA	L	1-6
May 20	vs. Iowa	W	4-2
May 21	at UCLA	L	1-7

2001 • (58-12, 7-1 ACC)

NCAA Regional

Date	Opponent	Result	Score
Feb. 3	at Georgia Southern	W	8-0
Feb. 3	at Georgia Southern	W	4-0
Feb. 9	Florida AGM	W	1-0
Feb. 10	UT-Chattanooga	W	4-1
Feb. 10	FIU	L	1-2
Feb. 11	UT-Chattanooga	W	3-2
Feb. 11	FIU	W	3-2
Feb. 16	Kent State	W	4-0
Feb. 17	College of Charleston	W	8-0
Feb. 17	Boston College	W	1-0
Feb. 18	College of Charleston	W	9-1
Feb. 18	Boston College	W	5-4
Feb. 20	Mercer	W	4-0
Feb. 20	Mercer	W	8-0
Feb. 23	vs. Illinois	L	0-1
Feb. 23	at Florida Atlantic	L	1-2
Feb. 24	vs. Florida AGM	W	11-0
Feb. 24	vs. Maryland	W	5-3
Feb. 25	vs. Illinois	W	2-0
Feb. 25	at Florida Atlantic	W	1-0
Mar. 2	Central Michigan	W	3-1
Mar. 3	Northwestern	W	2-1
Mar. 3	Ball State	W	1-0
Mar. 4	Northwestern	W	8-2
Mar. 4	Central Michigan	W	2-0
Mar. 6	at Florida AGM	L	4-5
Mar. 9	vs. UC-Riverside	W	8-0
Mar. 9	at San Diego State	W	2-1
Mar. 14	Nebraska	L	0-3
Mar. 15	Iowa State	W	4-0
Mar. 16	Iowa State	W	6-0
Mar. 16	Syracuse	W	3-2
Mar. 17	Bethune-Cookman	W	3-2
Mar. 17	Troy	W	11-0
Mar. 20	Connecticut	W	8-0
Mar. 20	Connecticut	W	3-0
Mar. 28	Florida AGM	W	7-0
Mar. 31	at Georgia Tech*	W	7-0
Mar. 31	at Georgia Tech*	L	1-2
Apr. 1	at Georgia State	W	9-1
Apr. 1	at Georgia State	W	10-0
Apr. 6	at North Carolina*	W	2-0
Apr. 7	at North Carolina*	W	5-0
Apr. 7	vs. Florida Atlantic	W	5-4
Apr. 7	vs. East Carolina	W	2-0
Apr. 8	at North Carolina	L	2-3
Apr. 11	at Florida AGM	W	6-0
Apr. 14	at Jacksonville State	W	4-1
Apr. 14	at Jacksonville State	W	12-2
Apr. 17	Florida AGM	W	12-0
Apr. 18	at Florida	W	5-3
Apr. 18	at Florida	W	3-1
Apr. 21	East Carolina	W	9-2
Apr. 21	East Carolina	W	9-0
Apr. 28	Virginia*	W	8-0
Apr. 28	Virginia*	W	10-2
Apr. 30	at Troy	W	1-0
Apr. 30	at Troy	L	1-2
May 5	Maryland*	W	5-0
May 5	Maryland*	W	10-1

ACC Championship

May 11	vs. Maryland	W	2-1
May 12	vs. North Carolina	L	0-2
May 13	vs. Maryland	W	4-0
May 13	vs. North Carolina	L	1-4

NCAA Tallahassee Regional

May 17	Bethune-Cookman	W	6-2
May 18	Florida	W	6-2
May 19	California	L	0-1
May 19	Florida Atlantic	W	2-0
May 20	California	W	2-1
May 20	California	L	2-3

YEAR-BY-YEAR RESULTS

2002 • (55-20, 6-0 ACC)

College World Series
NCAA Semifinalist

Date	Opponent	Result	Score
Feb. 3	Georgia Southern	W	7-0
Feb. 3	Georgia Southern	W	4-0
Feb. 5	at Mercer	W	2-0
Feb. 5	at Mercer	W	2-1
Feb. 8	Florida Atlantic	L	2-4
Feb. 8	Washington	L	4-6
Feb. 9	South Carolina	L	0-4
Feb. 9	Louisville	W	4-1
Feb. 15	Georgia	L	2-3
Feb. 15	Syracuse	W	6-3
Feb. 16	Penn St	W	4-0
Feb. 16	Maryland	W	2-1
Feb. 17	St. Johns	W	8-3
Feb. 22	vs. Texas Tech	L	1-4
Feb. 22	at New Mexico St.	W	5-0
Feb. 23	vs. Dayton	W	5-0
Feb. 23	at New Mexico St.	W	1-0
Feb. 24	vs. Dayton	W	12-0
Feb. 24	vs. Texas Tech	L	7-8
Feb. 27	at Florida A&M	W	7-3
Mar. 1	Kansas	W	5-4
Mar. 3	Texas	W	1-0
Mar. 3	Mississippi St.	L	0-2
Mar. 6	Pittsburgh	W	7-0
Mar. 8	Middle Tenn St.	W	2-1
Mar. 8	Iowa St	W	7-0
Mar. 9	Auburn	W	5-4
Mar. 9	Michigan	L	0-1
Mar. 9	Massachusetts	L	2-3
Mar. 11	Southern Illinois	W	2-1
Mar. 14	vs. Oklahoma	W	1-0
Mar. 14	vs. Rutgers	W	5-1
Mar. 15	at CS-Fullerton	L	1-8
Mar. 15	vs. DePaul	W	11-5
Mar. 16	vs. Washington	W	3-2
Mar. 17	vs. Texas	L	2-4
Mar. 20	Maine	W	6-2
Mar. 20	Maine	W	1-0
Mar. 22	vs. Campbell	W	8-0
Mar. 22	vs. UNC-Greensboro	W	3-1
Mar. 23	vs. Princeton	W	5-1
Mar. 23	vs. Ohio St.	L	1-2
Mar. 23	vs. UCF	W	10-2
Mar. 24	vs. Troy	L	2-4
Mar. 28	at Florida A&M	W	2-1
Apr. 6	Florida A&M	W	6-0
Apr. 6	Florida A&M	W	18-3
Apr. 11	UAB	W	9-0
Apr. 11	UAB	W	5-3
Apr. 13	Georgia Tech*	W	7-3
Apr. 13	Georgia Tech*	W	4-2
Apr. 17	Florida	L	1-7
Apr. 17	Florida	W	6-1
Apr. 20	North Carolina*	W	7-6
Apr. 20	North Carolina*	W	9-5
Apr. 28	Jacksonville State	W	3-0
Apr. 28	Jacksonville State	W	6-1
Apr. 30	at Virginia*	W	4-0
Apr. 30	at Virginia*	W	6-3
May 4	Troy	W	7-2
May 4	Troy	W	9-1
May 7	Florida Atlantic	W	3-2
May 7	Florida Atlantic	L	0-5

2003 • (46-11, 8-0 ACC)

ACC Champions
NCAA Regional

Date	Opponent	Result	Score
Feb. 1	at Georgia Southern	W	7-2
Feb. 1	at Georgia Southern	L	1-2
Feb. 4	Auburn	W	8-0
Feb. 4	Auburn	W	3-2 (10)
Feb. 7	Oregon	L	1-3
Feb. 7	Florida A&M	W	13-2
Feb. 8	Georgia	L	4-5(8)
Feb. 8	SE Louisiana	W	4-1
Feb. 14	Middle Tenn. St.	W	11-0
Feb. 14	Iowa State	W	3-1
Feb. 15	Middle Tenn. St.	W	6-3
Feb. 15	Iowa State	W	6-2
Feb. 18	at Florida A&M	W	5-0
Feb. 22	vs. Pacific	W	8-1
Feb. 22	vs. Oregon State	L	0-2
Feb. 23	vs. UMass	L	1-2
Feb. 26	Mercer	W	11-0
Feb. 28	Mississippi State	L	1-3
Mar. 2	Syracuse	W	6-1
Mar. 2	Pittsburgh	W	7-1
Mar. 5	at Troy	W	8-3
Mar. 5	at Troy	W	7-1
Mar. 7	Rutgers	W	6-0
Mar. 8	Winthrop	W	1-0
Mar. 8	Penn State	L	3-4 (11)
Mar. 12	vs. Long Beach State	W	4-0
Mar. 13	vs. Arizona	L	0-2
Mar. 14	vs. Louisiana	L	0-3
Mar. 22	vs. Princeton	W	5-1
Mar. 22	vs. Boston	W	2-1 (10)
Mar. 22	vs. Middle Tenn. St.	W	5-0
Mar. 23	vs. Georgia	W	4-3 (8)
Mar. 25	Maryland*	W	6-2
Mar. 25	Maryland*	W	3-2(10)
Mar. 27	at Florida A&M	W	9-2
Apr. 4	at Elon	W	6-0
Apr. 4	at Elon	W	6-0
Apr. 5	at North Carolina*	W	1-0
Apr. 5	at North Carolina*	W	4-0
Apr. 9	UCF	W	2-1 (9)
Apr. 9	UCF	W	2-0
Apr. 12	at Furman	W	6-0
Apr. 12	at Furman	W	12-0
Apr. 15	Florida A&M	W	8-0
Apr. 19	Jacksonville	W	9-0
Apr. 19	Jacksonville	W	2-0
Apr. 23	at Florida	W	5-0
Apr. 23	at Florida	W	7-3
Apr. 26	Virginia*	W	5-0
Apr. 26	Virginia*	W	12-1
May 4	at Georgia Tech*	W	4-0
May 4	at Georgia Tech*	W	6-0

ACC Championship

May 9	Virginia	W	10-1
May 10	Georgia Tech	W	5-3
May 11	Virginia	W	10-2

NCAA Gainesville Regional

May 15	vs. Texas-Arlington	L	0-1
May 16	vs. Oregon State	L	1-2

2004 • (62-12, 9-1 ACC)

ACC Champions
College World Series

Date	Opponent	Result	Score
Feb. 7	Illinois State	W	11-3
Feb. 7	Louisville	W	8-0
Feb. 8	Minnesota	W	3-0
Feb. 8	Florida A&M	W	9-1
Feb. 11	at Mercer	W	5-1
Feb. 11	at Mercer	W	8-2
Feb. 15	Southern Miss	W	5-1
Feb. 15	Southern Miss	W	9-1
Feb. 17	Georgia Southern	W	8-0
Feb. 17	Georgia Southern	W	4-0
Feb. 20	at Jacksonville	W	3-2
Feb. 20	at Jacksonville	L	1-2
Feb. 22	Florida A&M	W	8-0
Feb. 27	vs. Army	W	10-0
Feb. 27	vs. Texas	W	2-1
Feb. 28	vs. Washington	W	7-1
Feb. 28	vs. Oklahoma	W	3-2
Feb. 29	vs. South Carolina	W	3-1
Feb. 29	vs. LSU	L	3-4
Mar. 5	Penn State	W	8-0
Mar. 5	Rhode Island	W	11-0
Mar. 6	Louisiana	L	0-1
Mar. 6	St. John's	W	7-4
Mar. 7	Connecticut	W	8-0
Mar. 9	Connecticut	W	7-4
Mar. 11	Notre Dame	W	4-3
Mar. 12	Texas A&M	W	8-0
Mar. 12	Robert Morris	W	9-1
Mar. 13	St. Joseph's	W	7-0
Mar. 13	Central Michigan	W	9-0
Mar. 13	St. Joseph's	W	14-0
Mar. 14	Michigan	W	1-0
Mar. 16	Troy	W	11-2
Mar. 16	Troy	W	6-2
Mar. 18	vs. Arizona State	W	1-0
Mar. 18	vs. Nebraska	L	0-1
Mar. 19	vs. UNLV	W	2-1
Mar. 20	vs. Fresno State	W	3-0
Mar. 20	at CS-Fullerton	W	3-0
Mar. 25	FIU	W	11-0
Mar. 25	FIU	W	11-0
Mar. 30	at Florida A&M	W	12-0
Apr. 3	Georgia Tech*	W	4-0
Apr. 3	Georgia Tech*	W	2-1
Apr. 5	at Florida A&M	W	12-0
Apr. 7	Florida	W	2-0
Apr. 10	at UCF	W	2-1
Apr. 10	at UCF	W	3-2
Apr. 14	Florida A&M	W	12-0
Apr. 17	at Virginia*	W	1-0
Apr. 17	at Virginia*	L	4-5
Apr. 18	Maryland*	W	7-0
Apr. 18	Maryland*	W	2-1
Apr. 24	North Carolina*	W	1-0
Apr. 24	North Carolina*	W	5-0
May 1	NC State*	W	8-0
May 1	NC State*	W	4-0
May 3	at Auburn	L	0-1
May 3	at Auburn	W	4-0
May 8	at Michigan	L	1-2
May 8	at Michigan	L	0-1
May 10	at Eastern Michigan	W	2-0
May 10	at Eastern Michigan	L	5-6

ACC Championship

May 14	at Georgia Tech	W	3-2
May 15	at North Carolina	W	8-0
May 16	at Georgia Tech	W	3-1

NCAA Tallahassee Regional

May 20	vs. Long Island	W	4-0
May 21	vs. CS-Northridge	W	1-0
May 22	vs. Oregon	W	5-4
May 23	vs. Oregon	L	0-1
May 23	vs. Oregon	W	2-0

College World Series

May 27	vs. California	L	2-4
May 29	vs. Washington	W	2-0
May 30	vs. LSU	L	1-2

2005 • (35-28, 11-6 ACC)

NCAA Regional

Date	Opponent	Result	Score
Feb. 9	at Florida A&M	W	5-2
Feb. 9	at Florida A&M	L	7-10
Feb. 11	Missouri	L	2-3 (9)
Feb. 11	Nicholls State	W	2-0
Feb. 12	Nicholls State	W	7-3
Feb. 12	Missouri	L	3-6
Feb. 15	at Georgia Southern	L	0-1
Feb. 15	at Georgia Southern	W	3-0
Feb. 18	South Carolina	W	4-2
Feb. 18	Syracuse	W	5-4 (8)
Feb. 19	SE Louisiana	W	6-0
Feb. 19	Syracuse	L	1-2
Feb. 25	vs. Lehigh	W	5-1
Feb. 25	vs. Michigan State	W	4-1
Feb. 26	vs. Oklahoma	L	0-3
Feb. 26	vs. Fresno State	W	2-0
Mar. 2	Maine	W	1-0
Mar. 2	Maine	W	5-2
Mar. 4	at North Carolina*	W	2-0
Mar. 4	at North Carolina*	W	6-3
Mar. 5	at North Carolina*	L	2-3
Mar. 7	at NC State*	W	5-2
Mar. 7	at NC State*	L	1-2
Mar. 11	Iowa State	W	1-0
Mar. 11	Saint Joseph's	W	4-0
Mar. 12	Radford	W	4-0
Mar. 12	Eastern Kentucky	W	13-5
Mar. 13	Southern Illinois	L	0-4
Mar. 17	vs. Texas	L	2-7
Mar. 17	vs. Long Beach State	W	5-1
Mar. 18	vs. Arizona	L	0-6
Mar. 19	vs. Syracuse	L	3-4
Mar. 26	at Georgia Tech*	L	0-2
Mar. 26	at Georgia Tech*	L	1-3
Mar. 27	at Georgia Tech*	L	0-5
Mar. 30	Jacksonville	L	2-5
Mar. 30	Jacksonville	W	11-0
Apr. 2	Virginia Tech*	W	4-2
Apr. 2	Virginia Tech*	W	3-2
Apr. 3	Virginia Tech*	W	5-2
Apr. 13	UCF	L	1-2
Apr. 13	UCF	W	1-0
Apr. 16	Maryland*	W	1-0
Apr. 16	Maryland*	L	2-7
Apr. 17	Maryland*	W	2-0
Apr. 18	Florida A&M	W	4-1
Apr. 20	Florida A&M	W	5-1
Apr. 23	Virginia*	W	5-3
Apr. 23	Virginia*	W	4-0
Apr. 24	Virginia*	W	3-2
May 1	at Troy	L	3-5
May 1	at Troy	L	1-3
May 3	at Florida	L	4-7
May 3	at Florida	L	0-2
May 6	at BYU	W	12-3
May 6	at BYU	L	2-5
May 7	at Utah	L	5-8

ACC Championship

May 12	vs. Virginia Tech	L	2-3
May 13	at Maryland	L	0-2

NCAA Auburn Regional

May 20	at Auburn	W	5-0
May 21	vs. Baylor	L	5-9
May 22	at Auburn	W	2-0
May 27	vs. Baylor	L	3-5



YEAR-BY-YEAR RESULTS

2006 • (44-30, 10-10 ACC)
NCAA Super Regional

Date	Opponent	Result	Score
Feb. 10	Louisville	L	3-12
Feb. 10	Samford	W	7-2
Feb. 11	Nicholls State	W	11-3
Feb. 14	Georgia Southern	W	3-2
Feb. 14	Georgia Southern	W	10-2
Feb. 17	South Carolina	W	4-3
Feb. 17	Iowa State	W	5-0
Feb. 18	South Carolina	L	2-4
Feb. 18	Iowa State	W	9-1
Feb. 22	at Jacksonville	W	8-1
Feb. 22	at Jacksonville	L	1-2
Feb. 24	vs. Louisiana	L	0-14
Feb. 24	vs. Tennessee	L	0-1
Feb. 28	at Florida AGM	W	5-2
Mar. 2	Michigan	L	0-9
Mar. 3	Michigan	L	3-6
Mar. 3	Western Michigan	W	2-1
Mar. 4	Maryland	W	6-5
Mar. 4	Michigan	L	0-5
Mar. 7	Connecticut	W	8-2
Mar. 7	Connecticut	W	1-0
Mar. 10	Connecticut	W	5-2(9)
Mar. 10	Kent State	L	2-4
Mar. 11	Western Illinois	W	11-6
Mar. 11	Georgia State	W	5-2
Mar. 12	Florida AGM	W	5-3
Mar. 12	St. John's	W	7-2
Mar. 13	North Carolina*	W	2-1
Mar. 14	North Carolina*	L	3-5
Mar. 14	North Carolina*	L	1-3
Mar. 16	at CS-Fullerton	L	1-6
Mar. 16	vs. Arizona State	W	1-0 (10)
Mar. 17	vs. Notre Dame	L	0-1
Mar. 18	vs. Michigan	L	3-11
Mar. 23	FIU	W	3-1
Mar. 23	FIU	W	8-0
Mar. 25	Boston College*	L	5-7
Mar. 25	Boston College*	W	8-0
Mar. 26	Boston College*	W	7-5
Mar. 29	Florida AGM	W	9-3
Mar. 30	Auburn	L	2-7
Apr. 1	Georgia Tech*	W	9-1
Apr. 1	Georgia Tech*	L	3-8
Apr. 2	Georgia Tech*	W	7-4
Apr. 3	at Florida AGM	L	0-4
Apr. 5	Florida	W	4-0
Apr. 5	Florida	W	6-5 (8)
Apr. 9	at Virginia*	L	0-1
Apr. 9	at Virginia*	W	8-5
Apr. 12	Florida AGM	W	9-3
Apr. 15	NC State*	L	0-2
Apr. 15	NC State*	L	5-6
Apr. 16	NC State*	W	2-0
Apr. 18	Troy	W	4-3
Apr. 18	Troy	L	2-4
Apr. 21	at Virginia Tech*	L	0-2
Apr. 22	at Virginia Tech*	L	2-10
Apr. 22	at Virginia Tech*	W	9-6
May 2	at UCF	W	2-0
May 2	at UCF	W	8-2
May 6	at Maryland*	L	4-6
May 6	at Maryland*	W	4-1
May 7	at Maryland*	W	8-4
ACC Championship			
May 11	Georgia Tech	W	10-1
May 12	NC State	W	6-0
May 13	Georgia Tech	L	3-4
May 13	Georgia Tech	W	7-4
May 14	NC State	L	1-4
NCAA Athens Regional			
May 19	vs. Coastal Carolina	W	7-1
May 20	at Georgia	W	3-2
May 21	at Georgia	L	1-3
May 21	at Georgia	W	2-0
NCAA Tempe Super Regional			
May 26	at Arizona State	L	1-6
May 27	at Arizona State	L	5-1

2007 • (44-25, 13-7 ACC)
NCAA Regional

Date	Opponent	Result	Score
Feb. 9	Samford	W	13-5
Feb. 9	Florida AGM	W	5-0
Feb. 10	Radford	W	2-1
Feb. 10	Samford	W	8-0
Feb. 13	at Georgia Southern	W	11-2
Feb. 16	Jacksonville	W	10-2
Feb. 16	Kansas	L	0-1
Feb. 17	South Carolina	W	8-3
Feb. 17	Memphis	W	8-0
Feb. 23	vs. Nebraska	W	2-1(9)
Feb. 23	vs. Mississippi State	W	4-2
Feb. 24	vs. Tennessee Tech	W	9-8(8)
Feb. 24	vs. Seton Hall	W	4-2
Feb. 25	Southern Illinois	L	1-4
Feb. 28	Michigan	L	3-4
Feb. 28	Michigan	L	2-3
Mar. 3	at NC State*	L	3-6
Mar. 3	at NC State*	W	4-0
Mar. 4	at NC State*	L	2-4
Mar. 9	Syracuse	W	8-0
Mar. 9	Georgia State	W	6-2
Mar. 10	Appalachian State	W	4-2
Mar. 10	Maine	W	9-1
Mar. 10	Florida AGM	W	9-4
Mar. 11	Southern Illinois	W	6-0
Mar. 11	Georgia	L	1-2
Mar. 13	Southern Miss	W	2-0
Mar. 13	Southern Miss	W	6-1
Mar. 15	vs. Washington	W	3-1
Mar. 15	vs. CS-Northridge	L	3-4
Mar. 16	vs. Michigan	L	2-4
Mar. 17	vs. NC State*	L	2-3
Mar. 17	at CS-Fullerton	L	3-4
Mar. 21	at Florida AGM	W	8-0
Mar. 24	Virginia Tech*	L	0-1
Mar. 24	Virginia Tech*	W	10-2
Mar. 25	Virginia Tech*	L	0-1
Mar. 28	UCF	L	0-1(12)
Mar. 28	UCF	W	8-3
Mar. 31	Maryland*	W	4-2(14)
Mar. 31	Maryland*	W	6-0
Apr. 1	Maryland*	W	8-0
Apr. 4	at Florida	L	1-5
Apr. 4	at Florida	L	3-4
Apr. 7	at Georgia Tech*	W	8-0
Apr. 7	at Georgia Tech*	L	1-9(8)
Apr. 8	at Georgia Tech*	L	6-7
Apr. 11	Florida AGM	W	9-1
Apr. 14	at Boston College*	W	9-0
Apr. 14	at Boston College*	W	6-3
Apr. 17	Jacksonville	W	8-0
Apr. 21	Virginia*	W	8-2
Apr. 21	Virginia*	W	4-2
Apr. 22	Virginia*	W	8-0
Apr. 28	at North Carolina*	L	3-4
Apr. 28	at North Carolina*	W	3-2
Apr. 29	at North Carolina*	W	6-3
May 2	at Troy	W	5-3
May 2	at Troy	W	4-2
May 3	North Florida	W	5-0
May 3	North Florida	W	2-1
May 6	at Auburn	L	2-7
ACC Championship			
May 10	vs. North Carolina	W	8-0
May 11	vs. Virginia Tech	L	0-4
May 11	vs. Maryland	W	7-4
May 12	vs. Georgia Tech	L	3-6
NCAA Tuscaloosa Regional			
May 18	vs. California	L	6-13
May 19	at Alabama	L	3-6

2008 • (38-28, 12-9 ACC)
NCAA Regional

Date	Opponent	Result	Score
Feb. 8	Southern Miss	W	11-3
Feb. 8	Louisville	L	3-4
Feb. 9	Troy	L	1-3
Feb. 9	Louisville	W	6-4
Feb. 13	at Florida AGM	W	9-1
Feb. 15	Jacksonville	L	2-5
Feb. 16	Bethune-Cookman	W	14-3
Feb. 17	Michigan State	L	2-3
Feb. 17	UAB	W	4-1
Feb. 19	at Jacksonville	W	10-0
Feb. 19	at Jacksonville	W	3-1
Feb. 23	North Carolina*	W	2-0
Feb. 23	North Carolina*	L	1-5
Feb. 24	North Carolina*	L	4-7
Feb. 27	Troy	L	0-3
Feb. 27	Troy	W	3-2
Feb. 29	vs. Massachusetts	W	6-0
Feb. 29	vs. Hofstra	W	1-0
Mar. 1	vs. Tennessee	L	5-8
Mar. 1	vs. Texas AGM	L	0-7
Mar. 2	vs. Iowa	W	2-0
Mar. 8	Appalachian State	W	2-0
Mar. 8	Connecticut	W	7-0
Mar. 9	Georgia State	W	1-0
Mar. 9	Georgia State	W	3-0
Mar. 11	Connecticut	W	2-1
Mar. 11	Connecticut	W	2-1
Mar. 14	at Virginia*	W	9-1
Mar. 14	at Virginia*	W	8-3
Mar. 15	at Virginia*	W	5-1
Mar. 18	Lipscomb	W	5-1
Mar. 18	Lipscomb	W	11-3
Mar. 20	vs. Arizona State	W	3-2
Mar. 20	vs. Long Beach State	L	2-6
Mar. 21	vs. Arizona	L	2-13
Mar. 21	vs. Washington	L	3-4
Mar. 22	at CS-Fullerton	W	4-1
Mar. 26	Georgia Southern	W	8-0
Mar. 26	Georgia Southern	W	4-3
Mar. 29	Boston College*	W	1-0
Mar. 29	Boston College*	L	1-6
Mar. 30	Boston College*	W	6-0
Apr. 2	Florida AGM	W	18-0
Apr. 5	at Maryland*	L	1-3
Apr. 5	at Maryland*	W	3-0
Apr. 6	at Maryland*	L	3-4
Apr. 9	at UCF	L	0-2
Apr. 9	at UCF	L	1-4
Apr. 12	Georgia Tech*	L	2-5
Apr. 12	Georgia Tech*	W	10-2
Apr. 13	Georgia Tech*	L	2-6
Apr. 16	Florida	L	1-6
Apr. 16	Florida	L	4-14
Apr. 18	Virginia Tech*	L	0-3
Apr. 19	Virginia Tech*	L	1-3
Apr. 19	Virginia Tech*	W	2-0
Apr. 26	NC State*	W	1-0
Apr. 26	NC State*	W	4-3
Apr. 27	NC State*	W	10-1
Apr. 30	at Michigan	L	2-6
Apr. 30	at Michigan	L	4-8
ACC Championship			
May 8	vs. Boston College	W	5-1
May 10	vs. Virginia Tech	L	0-2
NCAA Tuscaloosa Regional			
May 15	vs. Jacksonville State	L	3-4
May 16	vs. UT-Chattanooga	W	5-3
May 16	vs. Jacksonville State	L	1-10

2009 • (44-16, 17-4 ACC)
NCAA Regional

Date	Opponent	Result	Score
Feb. 6	vs. Iowa	W	6-0
Feb. 6	at Texas	L	2-3
Feb. 7	vs. Stephen F. Austin	W	4-3
Feb. 7	vs. Stephen F. Austin	W	10-5
Feb. 8	at Texas	W	6-4
Feb. 11	Florida AGM	W	5-0
Feb. 13	Appalachian State	W	6-0
Feb. 14	Miami (OH)	W	10-2
Feb. 15	Purdue	W	8-0
Feb. 15	Mississippi State	L	5-4
Feb. 18	South Alabama	W	6-1
Feb. 21	East Carolina	L	2-1
Feb. 21	Indiana	W	7-0
Feb. 22	UC-Riverside	W	13-2
Feb. 22	Michigan	W	6-5
Feb. 24	Michigan	L	0-1
Mar. 5	Bethune-Cookman	W	3-2
Mar. 6	Troy	W	2-0
Mar. 6	Liberty	W	11-3
Mar. 7	Middle Tenn. St.	W	6-1
Mar. 9	at North Carolina*	L	0-1
Mar. 10	at North Carolina*	W	6-2
Mar. 10	at North Carolina*	W	4-1
Mar. 12	vs. Washington	L	1-4
Mar. 12	vs. Oklahoma	L	1-3
Mar. 13	vs. Fresno State	L	0-1
Mar. 14	vs. Bowling Green	W	3-0
Mar. 15	vs. Texas	W	2-0
Mar. 18	Jacksonville	W	4-0
Mar. 18	Jacksonville	W	10-0
Mar. 23	at North Florida	W	7-0
Mar. 23	at North Florida	L	3-5
Mar. 24	at Florida AGM	W	5-1
Mar. 28	at Georgia Tech*	L	3-8
Mar. 28	at Georgia Tech*	L	0-3
Mar. 29	at Georgia Tech*	W	5-4
Apr. 4	Virginia Tech*	W	6-0
Apr. 4	Virginia Tech*	W	3-2
Apr. 5	Virginia Tech*	L	0-2
Apr. 7	Troy	W	8-0
Apr. 7	Troy	W	1-0
Apr. 8	at Florida	L	3-4
Apr. 11	Maryland*	W	1-0
Apr. 11	Maryland*	W	8-0
Apr. 12	Maryland*	W	1-0
Apr. 18	at NC State*	W	10-1
Apr. 18	at NC State*	W	1-0
Apr. 19	at NC State*	W	1-0
Apr. 25	Virginia*	W	3-1
Apr. 25	Virginia*	W	12-4
Apr. 26	Virginia*	W	5-1
May 2	at Boston College*	W	2-0
May 2	at Boston College*	W	1-0
May 3	at Boston College*	W	4-0
ACC Championship			
May 8	vs. Boston College	W	2-0
May 9	vs. North Carolina	W	4-1
May 10	vs. Georgia Tech	L	1-3
NCAA Tallahassee Regional			
May 15	vs. Oklahoma State	L	0-1
May 16	vs. Mississippi State	W	5-0
May 16	vs. Oklahoma State	L	0-1

YEAR-BY-YEAR RESULTS

2010 • (44-18, 12-9 ACC)

NCAA Regional

Date	Opponent	Result	Score
Feb. 11	Southern Miss	L	1-2
Feb. 13	Bowling Green	W	9-0
Feb. 13	Iona	W	9-1
Feb. 14	Mercer	W	2-1
Feb. 14	Bowling Green	W	8-1
Feb. 17	at Florida AGM	W	9-2
Feb. 19	Coastal Carolina	W	4-0
Feb. 20	South Dakota State	W	12-0
Feb. 20	Gardner-Webb	W	7-0
Feb. 20	Gardner-Webb	W	5-0
Feb. 21	South Dakota State	W	6-0
Feb. 24	at Jacksonville	W	8-0
Feb. 26	vs. Illinois	L	3-4
Feb. 26	vs. Southern Illinois	W	9-1
Feb. 27	vs. Miss. Valley State	W	8-3
Feb. 27	vs. Hofstra	W	8-0
Feb. 28	vs. Kent State	W	6-0
Mar. 5	vs. Eastern Michigan	W	8-0
Mar. 5	at Florida Atlantic	W	6-3
Mar. 6	vs. Connecticut	W	5-4
Mar. 6	vs. Michigan State	W	3-1
Mar. 7	vs. Miami (OH)	W	4-0
Mar. 9	vs. Michigan State	W	7-0
Mar. 13	North Carolina*	L	0-5
Mar. 13	North Carolina*	W	2-1
Mar. 14	North Carolina*	L	4-5
Mar. 16	FIU	W	8-3
Mar. 16	FIU	W	7-2
Mar. 18	Auburn	L	0-1
Mar. 19	vs. Texas Tech	L	1-2
Mar. 20	vs. Long Island	W	6-0
Mar. 20	vs. Northern Illinois	W	7-1
Mar. 21	vs. Syracuse	W	3-0
Mar. 24	at Georgia	W	4-3
Mar. 27	Boston College*	W	4-0
Mar. 27	Boston College*	W	6-0
Mar. 28	Boston College*	W	11-3
Apr. 3	at Maryland*	W	2-0
Apr. 3	at Maryland*	W	3-2
Apr. 4	at Maryland*	L	2-6
Apr. 7	at UCF	W	6-1
Apr. 10	NC State*	W	4-2
Apr. 10	NC State*	W	5-0
Apr. 11	NC State*	L	1-3
Apr. 14	Florida	L	4-8
Apr. 14	Florida	L	2-9
Apr. 17	at Virginia Tech*	L	7-8
Apr. 17	at Virginia Tech*	L	4-5
Apr. 18	at Virginia Tech*	W	3-1
Apr. 21	at South Alabama	W	2-0
Apr. 24	Georgia Tech*	L	1-14
Apr. 24	Georgia Tech*	W	6-2
Apr. 25	Georgia Tech*	L	2-5
May 1	at Virginia*	L	1-2
May 1	at Virginia*	W	9-6
May 2	at Virginia*	W	2-1
ACC Championship			
May 14	vs. Maryland	W	3-0
May 15	at Virginia Tech	W	5-3
May 16	vs. Georgia Tech	L	4-8
NCAA Athens Regional			
May 21	vs. Radford	W	10-1
May 22	at Georgia	L	2-5
May 22	vs. Radford	L	2-3

2011 • (32-28, 9-11 ACC)

ACC Champions

NCAA Regional

Date	Opponent	Result	Score
Feb. 11	UNC-Greensboro	L	0-1
Feb. 11	St. John's	L	5-11
Feb. 12	Hofstra	W	5-1
Feb. 12	UNC-Greensboro	W	13-3
Feb. 13	Hofstra	L	0-2
Feb. 15	Florida AGM	W	8-5
Feb. 18	Georgia Southern	W	6-4
Feb. 18	Middle Tennessee	W	10-3
Feb. 19	Kentucky	W	2-0
Feb. 19	Middle Tennessee	W	11-1
Feb. 20	Kentucky	L	2-7
Feb. 24	vs. BYU	W	6-4
Feb. 24	vs. Oregon State	L	5-6
Feb. 25	vs. Northwestern	L	0-3
Feb. 26	vs. Long Beach State	W	4-1
Feb. 26	vs. San Diego State	L	2-10
Mar. 5	Wisconsin	W	7-1
Mar. 5	Utah	L	4-5
Mar. 6	Utah	W	7-3
Mar. 6	Wisconsin	W	9-0
Mar. 8	at Auburn	L	3-5
Mar. 11	vs. Mississippi State	L	8-9
Mar. 12	at Alabama	L	0-8
Mar. 12	vs. Mississippi State	L	7-8
Mar. 13	at Alabama	L	2-9
Mar. 16	South Alabama	W	6-0
Mar. 19	at NC State*	W	3-2
Mar. 19	at NC State*	L	2-4
Mar. 20	at NC State*	W	7-2
Mar. 23	at Florida AGM	W	9-2
Mar. 26	at North Carolina*	L	0-1
Mar. 26	at North Carolina*	L	2-3
Mar. 27	at North Carolina*	L	0-4
Apr. 2	Virginia Tech*	W	1-0
Apr. 2	Virginia Tech*	L	1-2
Apr. 3	Virginia Tech*	L	3-4
Apr. 6	at UCF	L	1-2
Apr. 9	Virginia*	W	8-0
Apr. 9	Virginia*	L	1-2
Apr. 10	Virginia*	W	6-1
Apr. 12	Mercer	W	5-4
Apr. 12	Mercer	W	3-0
Apr. 13	North Florida	W	9-7
Apr. 13	North Florida	W	6-1
Apr. 16	at Boston College*	W	7-1
Apr. 16	at Boston College*	W	11-4
Apr. 23	Maryland*	L	0-1
Apr. 23	Maryland*	L	4-7
Apr. 24	Maryland*	W	5-0
May 4	at Florida	L	0-1
May 7	at Georgia Tech*	L	3-11
May 7	at Georgia Tech*	L	2-7
May 8	at Georgia Tech*	W	9-4

ACC Championship

May 13	vs. Virginia Tech	W	9-2
May 14	vs. Virginia	W	12-5
May 15	vs. North Carolina	W	4-1

NCAA Athens Regional

May 20	vs. UAB	L	0-2
May 21	vs. Georgia State	W	6-1
May 21	vs. UAB	W	13-1
May 22	at Georgia	L	2-10

2012 • (47-16, 16-5 ACC)

NCAA Regional

Date	Opponent	Result	Score
Feb. 10	Stephen F. Austin	W	4-3 (8)
Feb. 10	Mississippi	W	10-6
Feb. 11	Tennessee Tech	W	5-2
Feb. 11	Tennessee Tech	W	8-0
Feb. 12	Mississippi	W	8-0
Feb. 17	Western Carolina	W	9-1
Feb. 18	Coastal Carolina	W	6-1
Feb. 18	North Dakota State	W	2-1
Feb. 19	Mercer	W	3-0
Feb. 22	UCF	W	6-2(9)
Feb. 24	vs. St. John's	W	5-1
Feb. 24	vs. Wisconsin	W	6-2
Feb. 25	vs. Southern Illinois	W	2-0
Feb. 25	vs. Marshall	W	4-1
Feb. 26	vs. Wisconsin	W	2-1
Mar. 2	vs. UC Santa Barbara	W	5-1
Mar. 3	vs. Radford	L	2-3
Mar. 3	at Hawaii	L	1-2
Mar. 4	vs. UC Santa Barbara	W	13-4
Mar. 4	at Hawaii	L	0-1
Mar. 10	NC State*	W	7-1
Mar. 10	NC State*	W	8-0
Mar. 11	NC State*	W	6-0
Mar. 13	UT-Chattanooga	W	1-0
Mar. 17	vs. Northwestern	W	1-0
Mar. 17	vs. Fairfield	W	2-0
Mar. 18	vs. Rutgers	L	0-1
Mar. 18	at USF	L	1-2
Mar. 20	Jacksonville	W	6-0
Mar. 20	Jacksonville	W	7-1
Mar. 21	at Florida AGM	W	10-1
Mar. 24	at Virginia*	W	5-0
Mar. 24	at Virginia*	W	2-0
Mar. 25	at Virginia*	W	3-1
Mar. 29	Florida Gulf Coast	W	5-0
Mar. 29	Florida Gulf Coast	W	7-1
Apr. 1	North Carolina*	W	8-3
Apr. 1	North Carolina*	L	2-4
Apr. 2	North Carolina*	W	3-1
Apr. 4	Florida	L	1-9
Apr. 6	at Virginia Tech*	L	5-11
Apr. 7	at Virginia Tech*	W	7-3
Apr. 7	at Virginia Tech*	W	3-1
Apr. 10	Florida AGM	W	5-3
Apr. 12	South Alabama	L	1-3
Apr. 15	Georgia Tech*	L	4-5
Apr. 15	Georgia Tech*	W	7-6
Apr. 16	Georgia Tech*	W	4-3
Apr. 18	at LSU	W	8-1
Apr. 19	at Troy	L	3-4
Apr. 21	Boston College*	W	12-4
Apr. 22	Boston College*	W	2-0
Apr. 22	Boston College*	W	5-0
May 1	at North Florida	W	8-1
May 1	at North Florida	W	5-0
May 5	at Maryland*	W	4-3
May 5	at Maryland*	L	1-4
May 6	at Maryland*	L	3-4 (10)

ACC Championship

May 10	vs. NC State	W	6-2
May 11	vs. Georgia Tech	L	1-9

NCAA Los Angeles Regional

May 18	vs. San Diego State	L	0-1
May 19	vs. UCLA	W	2-1
May 19	vs. San Diego State	L	0-1

2013 • (44-19, 18-2 ACC)

NCAA Super Regional

Date	Opponent	Result	Score
Feb. 8	Florida AGM	W	4-0
Feb. 9	North Florida	W	3-1
Feb. 10	Bethune-Cookman	W	20-0
Feb. 10	Jacksonville	W	8-0
Feb. 15	Tulsa	L	2-3(8)
Feb. 15	Arkansas	W	9-1
Feb. 16	Hofstra	W	9-1
Feb. 16	Hofstra	W	4-0
Feb. 17	Tulsa	L	1-4
Feb. 20	at UCF	W	10-3
Feb. 22	vs. LIU Brooklyn	W	15-1
Feb. 22	vs. Washington	L	0-2
Feb. 23	vs. Oklahoma	L	0-6
Feb. 24	vs. Nebraska	L	0-2
Feb. 24	vs. Stanford	L	1-3
Feb. 28	Troy	W	12-6
Mar. 1	Southern Miss	L	1-2
Mar. 1	Troy	L	3-6
Mar. 2	Appalachian State	W	8-7
Mar. 2	Appalachian State	W	3-0
Mar. 3	Troy	W	8-0
Mar. 9	at NC State*	W	4-0
Mar. 9	at NC State*	W	11-2
Mar. 10	at NC State	W	2-0
Mar. 12	FIU	W	11-2
Mar. 12	FIU	W	7-4
Mar. 13	Tennessee State	W	8-0
Mar. 15	Minnesota	L	2-3
Mar. 16	Georgia Southern	W	4-0
Mar. 17	Minnesota	W	4-3
Mar. 17	Georgia Southern	W	12-3
Mar. 19	at Auburn	W	6-3
Mar. 22	North Carolina*	L	4-5
Mar. 24	North Carolina*	W	9-1
Mar. 24	North Carolina*	W	3-1
Mar. 27	at Florida	L	3-7(8)
Mar. 30	at Maryland*	L	4-5
Mar. 30	at Maryland*	W	13-1
Mar. 31	at Maryland*	W	14-9
Apr. 3	LSU	L	4-5
Apr. 6	Boston College*	W	10-0
Apr. 6	Boston College*	W	4-0
Apr. 7	Boston College*	W	7-3
Apr. 10	at South Alabama	L	0-4
Apr. 14	Virginia*	W	3-2(8)
Apr. 14	Virginia*	W	10-2
Apr. 15	Virginia*	W	2-0
Apr. 17	Florida	L	0-8
Apr. 20	at Virginia Tech*	W	4-2
Apr. 20	at Virginia Tech*	W	11-0
Apr. 21	at Virginia Tech*	W	4-3
Apr. 27	at Georgia Tech*	W	4-1(8)
Apr. 27	at Georgia Tech*	W	8-0

ACC Championship

May 9	vs. Boston College	W	6-0
May 10	vs. North Carolina	W	3-0
May 11	vs. NC State	L	0-1

NCAA Mobile Regional

May 17	vs. Mississippi State	W	5-2
May 18	vs. South Alabama	W	2-1
May 19	vs. South Alabama	L	0-3
May 19	vs. South Alabama	W	7-6(8)

NCAA Austin Super Regional

May 25	vs. Texas	L	2-3
May 26	vs. Texas	L	0-4



YEAR-BY-YEAR RESULTS

2014 • (55-9, 24-3 ACC)

ACC Champions

College World Series

Date	Opponent	Result	Score
Feb. 7	vs. Nebraska	L	3-4
Feb. 7	at New Mexico State	W	11-0
Feb. 8	vs. UTEP	W	8-0
Feb. 8	vs. St. Mary's	W	12-3
Feb. 9	vs. Nebraska	W	5-1
Feb. 14	Southern Miss	W	5-1
Feb. 14	North Dakota State	W	4-1
Feb. 15	North Dakota State	W	9-0
Feb. 15	Southern Miss	W	11-0
Feb. 16	Southern Miss	W	12-0
Feb. 16	North Dakota State	W	5-0
Feb. 19	UCF	W	6-1
Feb. 21	Charleston Southern	W	8-2
Feb. 22	UC Santa Barbara	W	5-2
Feb. 26	at Auburn	W	5-4
Feb. 28	vs. Houston	W	7-1
Feb. 28	vs. Purdue	W	2-1
Mar. 1	vs. Purdue	W	4-1
Mar. 1	at Alabama	L	0-1
Mar. 2	at Alabama	W	5-1
Mar. 8	at Virginia*	L	9-11
Mar. 8	at Virginia*	W	8-0
Mar. 9	at Virginia*	W	15-0
Mar. 11	vs. Virginia Tech*	W	12-0
Mar. 11	vs. Virginia Tech*	L	4-5
Mar. 12	at Florida Gulf Coast	W	5-0
Mar. 15	NC State*	W	4-1
Mar. 15	NC State*	W	4-2
Mar. 16	NC State*	W	5-1
Mar. 19	at UNF	W	11-1
Mar. 19	at UNF	W	8-0
Mar. 22	at Boston College*	W	5-1
Mar. 22	at Boston College*	W	5-1
Mar. 23	at Boston College*	W	8-0
Mar. 26	Florida A&M	W	8-0
Mar. 30	at North Carolina*	W	6-0
Mar. 30	at North Carolina*	W	5-3
Mar. 31	at North Carolina*	W	5-1
Apr. 2	at Florida	W	3-2 (8)
Apr. 5	Maryland*	W	10-2
Apr. 5	Maryland*	W	14-6
Apr. 6	Maryland*	W	7-5
Apr. 9	Florida	L	2-4
Apr. 13	at Notre Dame*	L	5-8
Apr. 13	at Notre Dame*	W	9-7 (9)
Apr. 16	at Pitt*	W	5-2
Apr. 16	at Pitt*	W	10-3
Apr. 19	Syracuse*	W	7-1
Apr. 19	Syracuse*	W	5-0
Apr. 20	Syracuse*	W	9-1
Apr. 26	Georgia Tech*	W	5-1
Apr. 26	Georgia Tech*	W	4-0
Apr. 27	Georgia Tech*	W	3-0

ACC Championship

May 8	vs. Georgia Tech	W	11-5
May 9	vs. North Carolina	W	9-1
May 10	vs. Notre Dame	W	3-1

NCAA Tallahassee Regional

May 16	vs. Fordham	W	6-1
May 17	vs. USF	W	2-0 (11)
May 18	vs. USF	W	2-1

NCAA Tallahassee Super Regional

May 22	vs. Michigan	L	3-17
May 23	vs. Michigan	W	6-0
May 23	vs. Michigan	W	4-2

Women's College World Series

May 29	vs. Oregon	L	0-3
May 31	vs. Baylor	L	2-7

2015 • (49-14, 20-3 ACC)

ACC Champions

NCAA Super Regional

Date	Opponent	Result	Score
Feb. 7	Georgia Southern	W	8-0
Feb. 7	Kentucky	W	3-2
Feb. 8	Kentucky	L	1-3
Feb. 8	Georgia Southern	W	4-0
Feb. 10	at Florida A&M	W	12-5
Feb. 13	Nebraska	W	4-1
Feb. 13	Western Kentucky	W	2-1
Feb. 14	Michigan	L	5-6
Feb. 14	Michigan	L	1-2
Feb. 15	Nebraska	W	3-2
Feb. 19	vs. Tennessee	L	1-4
Feb. 19	vs. South Carolina	W	4-3
Feb. 20	vs. Oklahoma State	W	4-1
Feb. 21	vs. California	L	6-7
Feb. 21	vs. UCLA	W	5-1
Feb. 28	Boston College	W	5-0
Feb. 28	Boston College	W	2-1
Mar. 1	Boston College	W	5-1
Mar. 6	vs. Coastal Carolina	W	9-0
Mar. 6	vs. Bethune-Cookman	W	12-0
Mar. 7	vs. Hofstra	W	2-1
Mar. 7	at Florida Atlantic	W	1-0
Mar. 8	vs. Coastal Carolina	W	8-0
Mar. 10	at Florida Atlantic	W	12-0
Mar. 12	USC Upstate	W	2-0
Mar. 14	Notre Dame	W	4-1
Mar. 14	Notre Dame	W	7-3
Mar. 15	Notre Dame	L	0-12
Mar. 17	Colgate	W	8-0
Mar. 18	Troy	L	4-6
Mar. 21	at Virginia Tech	W	7-6
Mar. 21	at Virginia Tech	W	7-5
Mar. 22	at Virginia Tech	W	5-2
Mar. 25	Auburn	W	10-7
Mar. 25	Auburn	L	4-10
Mar. 28	Pittsburgh	W	8-0
Mar. 28	Pittsburgh	W	7-0
Mar. 29	Pittsburgh	W	3-0
Apr. 1	Florida A&M	W	11-0
Apr. 3	at NC State	W	6-5
Apr. 3	at NC State	W	10-1
Apr. 4	at NC State	L	4-9
Apr. 8	Florida	L	1-5
Apr. 11	Louisville	L	0-1
Apr. 12	Louisville	W	9-1
Apr. 18	Virginia	W	9-1
Apr. 18	Virginia	W	8-0
Apr. 19	Virginia	W	8-0
Apr. 22	at Florida	L	0-5
Apr. 25	at Georgia Tech	W	2-1
Apr. 25	at Georgia Tech	W	3-2
Apr. 26	at Georgia Tech	W	8-1
Apr. 27	at Georgia State	W	6-3
May 3	at North Florida	W	15-1

ACC Championship

May 7	vs. Boston College	W	4-2
May 8	vs. NC State	W	11-4
May 9	vs. Pittsburgh	W	6-2

NCAA Tallahassee Regional

May 15	Dartmouth	W	5-1
May 16	UCF	W	2-1
May 17	UCF	W	5-0

NCAA Knoxville Super Regional

May 21	at Tennessee	L	2-3
May 22	at Tennessee	W	6-1
May 22	at Tennessee	L	1-2

2016 • (55-10, 21-2 ACC)

ACC Champions

College World Series
NCAA Semifinalist

Date	Opponent	Result	Score
Feb. 12	vs. St. John's	W	5-2
Feb. 12	at FIU	W	7-1
Feb. 13	vs. LIU Brooklyn	W	12-0
Feb. 13	vs. Illinois	L	1-5
Feb. 14	vs. Valparaiso	W	16-5
Feb. 17	Stephen F. Austin	W	11-0
Feb. 19	Michigan	L	2-6
Feb. 20	Michigan	L	3-10
Feb. 20	Minnesota	W	5-4
Feb. 21	Minnesota	W	2-0
Feb. 24	Florida A&M	W	10-1
Feb. 26	Hofstra	W	8-0
Feb. 26	Bradley	W	14-0
Feb. 27	UAB	W	10-0
Feb. 27	Bradley	W	9-0
Feb. 28	UAB	W	10-0
Mar. 4	at UCLA	W	3-0
Mar. 5	at CSUN	W	12-3
Mar. 5	vs. UC Davis	W	17-3
Mar. 6	vs. CSUN	W	10-0
Mar. 8	at Cal State Fullerton	W	10-1
Mar. 12	vs. Tulsa	W	8-0
Mar. 12	vs. Cal Poly	W	3-1
Mar. 19	Syracuse*	W	4-2
Mar. 19	Syracuse*	W	4-1
Mar. 20	Syracuse*	W	3-0
Mar. 25	at North Carolina*	W	15-6
Mar. 26	at North Carolina*	W	9-6
Mar. 26	at North Carolina*	W	12-5
Mar. 26	at North Carolina*	W	14-5
Apr. 3	at Notre Dame*	L	4-5
Apr. 3	at Notre Dame*	L	4-5
Apr. 6	Jacksonville	W	4-0
Apr. 8	NC State*	W	10-2
Apr. 9	NC State*	W	5-4
Apr. 10	NC State*	W	12-4
Apr. 13	Florida	L	0-1 (12)
Apr. 16	at Boston College*	W	10-2
Apr. 16	at Boston College*	W	2-0
Apr. 17	at Boston College*	W	9-6
Apr. 20	at Auburn	L	6-9
Apr. 20	at Auburn	W	4-3
Apr. 23	Virginia Tech*	W	2-0
Apr. 23	Virginia Tech*	W	3-1
Apr. 24	Virginia Tech*	W	13-1
Apr. 26	UCF	W	7-1
Apr. 30	at Pittsburgh*	W	16-11
Apr. 30	at Pittsburgh*	W	4-3
May 1	at Pittsburgh*	W	15-5
May 4	Florida	L	1-7
May 5	Florida A&M	W	12-3
May 7	Louisville*	L	0-4
May 7	Louisville*	W	9-0
May 8	Louisville*	W	4-3

ACC Championship

May 12	vs. Pittsburgh	W	8-0
May 13	vs. North Carolina	W	7-1
May 14	vs. Notre Dame	W	7-3

NCAA Tallahassee Regional

May 20	Florida A&M	W	1-0
May 21	South Carolina	W	4-0
May 22	South Carolina	W	2-1

NCAA Tallahassee Super Regional

May 27	Utah	W	6-2
May 28	Utah	W	3-0

Women's College World Series

Jun 2	vs. Georgia	L	4-5
Jun 4	vs. UCLA	W	8-4
Jun 5	vs. Michigan	W	1-0
Jun 5	vs. Auburn	L	7-8 (8)

2017 • (55-8-1, 24-0 ACC)

ACC Champions

NCAA Super Regional

Date	Opponent	Result	Score
Feb. 10	Lipscomb	W	13-1
Feb. 10	Furman	W	5-1
Feb. 11	Marshall	W	1-0
Feb. 11	Furman	W	9-1
Feb. 12	Marshall	W	7-0
Feb. 15	Florida A&M	W	5-0
Feb. 17	Northwestern	W	3-2
Feb. 18	Northwestern	W	7-0
Feb. 18	Nebraska	W	9-0
Feb. 19	Nebraska	W	8-0
Feb. 23	vs. Texas A&M	L	0-2
Feb. 23	vs. Stanford	W	8-2
Feb. 24	vs. San Diego State	W	6-4
Feb. 25	vs. Arizona	W	1-0
Feb. 26	vs. UCLA	W	2-1
Feb. 26	vs. Michigan	T	5-5
Mar. 3	Georgia Tech	W	4-0
Mar. 4	Georgia Tech	W	13-8
Mar. 5	Georgia Tech	W	8-0
Mar. 8	North Florida	W	8-0
Mar. 8	North Florida	W	3-0
Mar. 10	at Virginia Tech	W	12-3
Mar. 10	at Virginia Tech	W	13-2
Mar. 11	at Virginia Tech	W	5-2
Mar. 14	at FGCU	W	7-0
Mar. 15	vs. Canisius	W	9-1
Mar. 15	at FGCU	W	13-1
Mar. 17	Notre Dame	W	6-0
Mar. 18	Notre Dame	W	6-0
Mar. 19	Notre Dame	W	16-0
Mar. 22	at UCF	W	4-0
Mar. 24	at Virginia	W	13-1
Mar. 25	at Virginia	W	8-0
Mar. 26	at Virginia	W	10-0
Mar. 31	Pitt	W	14-3
Apr. 1	Pitt	W	12-4
Apr. 2	Pitt	W	5-0
Apr. 8	at Syracuse	W	18-9
Apr. 9	at Syracuse	W	13-4
Apr. 9	at Syracuse	W	6-5
Apr. 12	at Florida	L	0-1
Apr. 14	at South Carolina	L	2-7
Apr. 15	at South Carolina	W	3-1
Apr. 18	at Troy	W	9-3
Apr. 18	at Troy	W	2-0
Apr. 23	at Louisville	W	11-0
Apr. 23	at Louisville	W	4-3
Apr. 24	at Louisville	W	5-4
Apr. 28	North Carolina	W	3-0
Apr. 29	North Carolina	W	8-1
Apr. 30	North Carolina	W	6-2
May 3	Florida	W	3-1
May 6	at Oregon	L	0-11
May 6	at Oregon	L	1-3
May 7	at Oregon	L	1-2

ACC Championship

May 11	vs. Virginia	W	16-0
May 12	vs. Notre Dame	W	6-0
May 13	at North Carolina	W	4-3

NCAA Tallahassee Regional

May 19	Princeton	W	3-0
May 20	Georgia	W	7-1
May 21	Georgia	W	8-5

NCAA Tallahassee Super Regional

May 26	LSU	W	3-1
May 27	LSU	L	0-1
May 28	LSU	L	4-6

YEAR-BY-YEAR RESULTS

2018 • (58-12, 21-3 ACC)

ACC Champions

College World Series

NCAA National Champions

Date	Opponent	Result	Score
Feb. 9	vs. Portland State	W	18-1
Feb. 9	at Texas State	W	4-2
Feb. 10	at Texas State	W	8-0
Feb. 10	vs. Portland State	W	11-1
Feb. 14	Florida A&M	W	9-0
Feb. 16	#14 Minnesota	W	3-2
Feb. 17	#14 Minnesota	W	9-3
Feb. 17	#20 Michigan	L	0-1
Feb. 18	#20 Michigan	W	2-0
Feb. 20	McNeese	W	1-6
Feb. 21	at South Alabama	L	1-3
Feb. 21	at South Alabama	W	14-1
Feb. 23	vs. UNI	W	9-0
Feb. 23	at #10 Alabama	L	0-3
Feb. 24	at #10 Alabama	W	3-1
Feb. 24	vs. Georgia State	W	8-0
Mar. 2	Hofstra	L	0-1 (10)
Mar. 2	#6 Oregon	L	0-5
Mar. 3	FGCU	W	6-2
Mar. 3	Hofstra	W	5-0
Mar. 4	#6 Oregon	W	2-1
Mar. 8	vs. Penn	W	12-0
Mar. 10	at North Florida-1	W	13-0
Mar. 10	at North Florida-2	W	9-6
Mar. 16	Virginia Tech	W	2-0
Mar. 17	Virginia Tech	W	8-3
Mar. 18	Virginia Tech	W	6-2
Mar. 21	Troy	W	12-2
Mar. 21	Troy	W	9-1
Mar. 23	Syracuse	W	1-0
Mar. 24	Syracuse	W	6-0
Mar. 25	Syracuse	W	5-4
Mar. 30	at Georgia Tech	W	13-2
Mar. 31	at Georgia Tech	W	4-2
Apr. 1	at Georgia Tech	W	11-3
Apr. 4	#19 Louisiana	W	8-0
Apr. 4	#19 Louisiana	W	7-1
Apr. 6	Pitt	W	2-1
Apr. 6	Pitt	L	0-1 (8)
Apr. 8	Pitt	W	8-0
Apr. 11	#6 Florida	W	4-1
Apr. 13	at Boston College	L	0-1
Apr. 13	at Boston College	W	5-4
Apr. 14	at Boston College	W	5-0
Apr. 21	Louisville	W	4-0
Apr. 22	Louisville	W	8-0
Apr. 23	Louisville	W	3-1
Apr. 25	at #5 Florida	L	1-5
Apr. 27	at Notre Dame	W	9-2
Apr. 28	at Notre Dame	W	11-2
Apr. 29	at Notre Dame	L	1-3
May 4	at NC State	W	9-1
May 5	at NC State	W	5-0
May 6	at NC State	W	3-0

ACC Championship

May 10	vs. Louisville	W	7-4
May 11	vs. Notre Dame	W	6-1
May 12	vs. Pitt	W	5-4

NCAA Tallahassee Regional

May 18	Jacksonville State	W	8-0
May 19	Auburn	W	2-1 (8)
May 20	Jacksonville State	W	10-0

NCAA Tallahassee Super Regional

May 25	#11 LSU	L	5-6
May 26	#11 LSU	W	8-5 (11)
May 26	#11 LSU	W	3-1

Women's College World Series

May 31	vs. #3 UCLA	L	4-7
Jun. 2	vs. #7 Georgia	W	7-2
Jun. 2	vs. #1 Oregon	W	4-1
Jun. 3	vs. #3 UCLA	W	3-1
Jun. 3	vs. #3 UCLA	W	12-6
Jun. 4	vs. #5 Washington	W	1-0
Jun. 5	vs. #5 Washington	W	8-3

2019 • (55-10, 19-5 ACC)

ACC Champions

NCAA Super Regional

Date	Opponent	Result	Score
Feb. 8	UNCW	W	7-2
Feb. 8	Iowa State	W	1-0
Feb. 9	UNCG	W	8-0
Feb. 9	Iowa State	W	5-0
Feb. 10	UNCW	W	10-0
Feb. 15	vs. Ohio State	W	3-1
Feb. 15	vs. #3 Oklahoma	W	7-4
Feb. 16	vs. #8 LSU	W	9-1
Feb. 16	vs. Minnesota	W	17-6
Feb. 17	vs. Florida Atlantic	W	10-5
Feb. 17	vs. #6 Tennessee	W	5-2
Feb. 20	South Alabama	W	4-1
Feb. 22	Elon	W	15-1
Feb. 22	Lipscomb	W	13-0
Feb. 23	Samford	W	13-0
Feb. 23	Lipscomb	W	14-2
Feb. 24	Samford	W	13-1
Mar. 2	vs. Toledo	W	5-4
Mar. 2	vs. Louisiana Tech	W	4-0
Mar. 3	vs. Dartmouth	W	8-4
Mar. 3	at UCF	W	2-1
Mar. 4	at UCF	W	9-3
Mar. 6	at Grand Canyon	L	3-5
Mar. 6	at Grand Canyon	W	11-1
Mar. 8	at #12 Arizona	W	5-3
Mar. 9	at #12 Arizona	L	3-11
Mar. 10	at #12 Arizona	W	4-3
Mar. 15	Notre Dame	W	11-1
Mar. 16	Notre Dame	L	4-7
Mar. 17	Notre Dame	W	5-0
Mar. 19	Florida A&M	W	8-0
Mar. 20	North Florida	W	9-1
Mar. 22	NC State	W	9-0
Mar. 23	NC State	W	8-6
Mar. 24	NC State	W	8-0
Mar. 29	at Virginia	W	11-0
Mar. 30	at Virginia	W	8-2
Mar. 31	at Virginia	W	16-3
Apr. 3	at #8 Florida	W	2-0
Apr. 6	at Louisville-1	L	0-2
Apr. 6	at Louisville-2	W	4-1
Apr. 8	at Louisville	L	9-10
Apr. 15	at North Carolina	L	5-6 (9)
Apr. 15	at North Carolina	L	0-1
Apr. 17	#6 Florida	L	0-4
Apr. 19	Boston College	W	5-0
Apr. 20	Boston College	W	7-0
Apr. 21	Boston College	W	4-0
Apr. 24	Troy	W	4-1
Apr. 26	Duke	W	8-0
Apr. 27	Duke	W	3-2
Apr. 28	Duke	W	8-1
May 3	at Syracuse	W	8-0
May 4	at Syracuse	W	9-1
May 5	at Syracuse	W	14-5

ACC Championship

May 9	vs. Georgia Tech	W	7-0
May 10	vs. Notre Dame	W	2-0
May 11	vs. North Carolina	W	8-0

NCAA Tallahassee Regional

May 17	Bethune-Cookman	W	8-0
May 18	South Florida	W	12-1
May 19	#21 South Carolina	W	7-6

NCAA Tallahassee Super Regional

May 23	#13 Oklahoma State	L	1-3 (9)
May 24	#13 Oklahoma State	W	4-1
May 25	#13 Oklahoma State	L	2-3

2020 • (17-7, 0-0 ACC)

Season cut short due to Covid-19 Pandemic

Date	Opponent	Result	Score
Feb. 7	RV North Carolina	W	2-1 (8)
Feb. 7	#1 Alabama	W	8-7 (8)
Feb. 8	Detroit Mercy	W	22-0 (5)
Feb. 8	#1 Alabama	W	8-0 (5)
Feb. 9	Detroit Mercy	W	12-0 (5)
Feb. 12	Florida A&M	W	10-2 (5)
Feb. 14	vs. #1 Washington	L	0-7
Feb. 14	vs. #13 Minnesota	L	6-7
Feb. 15	vs. #23 Northwestern	L	2-6
Feb. 16	vs. Liberty	W	7-1
Feb. 16	vs. #2 UCLA	L	2-3
Feb. 28	vs. #19 Baylor	L	1-2
Feb. 28	vs. Kent State	W	11-1
Feb. 29	vs. #19 Baylor	W	5-3
Feb. 29	at #21 Arkansas	W	2-1
Mar. 1	vs. Villanova	L	6-9
Mar. 3	Holly Cross	W	8-0 (6)
Mar. 4	at #22 UCF	W	8-3
Mar. 6	at Longwood	W	6-0
Mar. 7	vs. Creighton	W	2-1
Mar. 7	vs. Charleston Southern	W	10-5
Mar. 8	vs. Penn	W	8-0 (6)
Mar. 8	vs. Detroit Mercy	W	16-0 (5)
Mar. 11	at #7 Florida	L	2-5



2021 • (49-13-1, 26-5-1 ACC)

College World Series

NCAA National Runner Up

Date	Opponent	Result	Score
Feb. 12	Memphis	W	9-0 (5)
Feb. 12	#24 Missouri	W	9-2
Feb. 13	Memphis	W	3-2
Feb. 13	#24 Missouri	L	5-9
Feb. 18	Georgia Tech	W	8-1
Feb. 18	Georgia Tech	W	7-3
Feb. 19	Georgia Tech	W	5-4
Feb. 20	#15 Virginia Tech	W	7-1
Feb. 20	#15 Virginia Tech	L	1-9 (5)
Feb. 21	#25 Virginia Tech	L	0-6
Feb. 26	FGCU	W	7-0
Feb. 27	FGCU	W	4-1
Feb. 27	Southeastern Louisiana	W	3-0
Mar. 5	#5 Florida	L	0-5
Mar. 6	#5 Florida	W	7-2
Mar. 11	#2 Arizona	W	4-2
Mar. 12	#2 Arizona	L	0-1
Mar. 13	#2 Arizona	W	2-0
Mar. 20	Kennesaw State	W	11-0 (5)
Mar. 20	Auburn	W	10-1 (5)
Mar. 21	Kennesaw State	W	3-2
Mar. 21	Auburn	L	1-2
Mar. 26	Boston College	W	3-2
Mar. 26	Boston College	W	5-0
Mar. 27	Boston College	W	4-1
Mar. 27	Boston College	W	10-2 (5)
Apr. 2	Notre Dame	W	3-1
Apr. 3	Notre Dame	W	8-0 (6)
Apr. 3	Notre Dame	W	8-0 (5)
Apr. 4	Notre Dame	W	5-0
Apr. 9	Duke	W	5-0
Apr. 10	Duke	W	3-0
Apr. 11	Duke	W	4-3
Apr. 17	Syracuse	W	7-3
Apr. 17	Syracuse	W	9-0 (6)
Apr. 18	Syracuse	W	3-2 (8)
Apr. 18	Syracuse	W	13-1 (5)
Apr. 23	Louisville	W	10-0
Apr. 23	Louisville	L	1-5
Apr. 25	Louisville	W	9-0 (5)
Apr. 25	Louisville	T	0-0 (11)
Apr. 30	NC State	W	2-1
May 1	NC State	W	6-1
May 1	NC State	L	2-5
May 2	NC State	W	4-1
May 7	Pittsburgh	L	5-6
May 8	Pittsburgh	W	5-4
May 9	Pittsburgh	W	14-0 (5)

ACC Championship

May 13	NC State	W	2-0
May 14	#21 Duke	L	3-4

NCAA Tallahassee Regional

May 21	Kennesaw State	W	6-2
May 22	UCF	W	3-0
May 23	UCF	W	2-0

NCAA Baton Rouge Super Regional

May 27	#7 LSU	W	1-0
May 28	#7 LSU	W	4-3 (9)

NCAA Women's College World Series

Jun. 3	#2 UCLA	L	0-4
Jun. 5	#11 Arizona	W	4-3
Jun. 5	#5 Oklahoma State	W	4-2
Jun. 6	#3 Alabama	W	2-0
Jun. 7	#3 Alabama	W	8-5
Jun. 8	#1 Oklahoma	W	8-4
Jun. 9	#1 Oklahoma	L	2-6
Jun. 10	#1 Oklahoma	L	1-5



SERIES RECORDS

ACC SERIES RECORDS

BOSTON COLLEGE: (FSU LEADS 44-3)

Table with columns for Year, Result, Score, and Status. Rows include years from 2001 to 2021.

DUKE: (FSU LEADS 6-1)

Table with columns for Year, Result, Score, and Status. Rows include years 2019, 2021, and 2022.

GEORGIA TECH: (FSU LEADS 64-26)

Table with columns for Year, Result, Score, and Status. Rows include years from 1990 to 1998.

LOUISVILLE: (FSU LEADS 16-7-1)

Table with columns for Year, Result, Score, and Status. Rows include years from 2002 to 2021.

NORTH CAROLINA: (FSU LEADS 73-26)

Table with columns for Year, Result, Score, and Status. Rows include years from 1984 to 2021.

NC STATE: (FSU LEADS 42-12)

Table with columns for Year, Result, Score, and Status. Rows include years from 2004 to 2021.

NOTRE DAME: (FSU LEADS 23-7)

Table with columns for Year, Result, Score, and Status. Rows include years from 1991 to 2019.

SERIES RECORDS

.....W.....	2-0	H
2021.....W.....	3-1	H*
.....W.....	8-0	H*
.....L.....	8-0	H*
.....W.....	5-0	H*

**PITT:
(FSU LEADS 20-2)**

Home: 10-1...Away: 7-1...Neutral: 3-0...ACC: 15-2

2002.....W.....	7-0	H
2003.....W.....	7-1	H
2014.....W.....	5-2	A*
.....W.....	10-3	A*
2015.....W.....	8-0	H*
.....W.....	3-0	H*
.....W.....	11-0	H*
.....W.....	6-2	N#
2016.....W.....	16-11	A*
.....W.....	4-3	A*
.....W.....	15-5	A*
.....W.....	8-0	N#
2017.....W.....	14-3	H*
.....W.....	12-4	H*
.....W.....	5-0	H*
2018.....L.....	0-1 (8)	H*
.....W.....	8-0	H*
.....W.....	5-4	N#
2021.....L.....	5-6	A*
.....W.....	5-4	A*
.....W.....	14-0	A*

**SYRACUSE:
(FSU LEADS 25-2)**

Home: 13-1...Away: 10-0...Neutral: 2-1...ACC: 16-0

2001.....W.....	3-2	H
2002.....W.....	6-3	N
2003.....W.....	6-1	H
2005.....W.....	5-4 (8)	H
.....L.....	1-2	H
.....L.....	3-4 (8)	N
2007.....W.....	8-0	H
2010.....W.....	3-0	N
2014.....W.....	7-1	H*
.....W.....	5-0	H*
.....W.....	9-1	H*
2016.....W.....	4-2	H*
.....W.....	4-1	H*
.....W.....	3-0	H*
2017.....W.....	18-9	A*
.....W.....	13-4	A*
.....W.....	6-5	A*
2018.....W.....	1-0	H*
.....W.....	6-0	H*
.....W.....	5-4	H*
2019.....W.....	8-0	A*
.....W.....	9-1	A*
.....W.....	14-5	A*
2021.....W.....	7-3	A*
.....W.....	9-0	A*
.....W.....	3-2	A*
.....W.....	13-1	A*

**VIRGINIA:
(FSU LEADS 85-18)**

Home: 41-5...Away: 25-7...Neutral: 19-6...ACC: 52-10

1986.....W.....	4-0	H
.....L.....	1-2	H
1987.....W.....	7-0	H
.....L.....	2-5	H
1988.....W.....	4-0	N
.....W.....	5-0	H
.....W.....	7-1	H
1989.....W.....	4-2	H
.....W.....	5-1	H
.....W.....	2-0	N
1990.....W.....	1-0	H
.....W.....	5-0	H
1991.....W.....	9-1	H
.....W.....	2-1	N
.....L.....	1-2	N
.....L.....	0-2	N
1992.....W.....	10-0	N*
.....L.....	0-1	H*
.....W.....	5-2	H*
.....W.....	11-1	N#
1993.....W.....	7-0	H*
.....W.....	3-2	H*
.....L.....	0-1	N#
.....W.....	2-0	N#
.....W.....	4-2	N#
1994.....W.....	7-0	N*
.....W.....	4-3	H*

.....W.....	9-4	N*
.....W.....	8-0	A*
.....L.....	4-5	A*
.....L.....	0-2	N#
.....W.....	1-0	N#
.....L.....	0-3	N#
1995.....W.....	2-1	N
.....W.....	3-2	H*
.....W.....	3-0	H*
1996.....W.....	8-0	A*
.....W.....	5-4	A*
1997.....W.....	8-0	H*
.....L.....	3-6	H*
1998.....L.....	1-4	A*
.....L.....	0-3	A*
.....W.....	10-0	N#
.....W.....	2-1	N#
1999.....W.....	8-2	H*
.....W.....	2-1	H*
.....W.....	1-0	N#
.....W.....	3-0	N#
2000.....L.....	2-4	N#
.....L.....	3-1	N#
.....W.....	2-0	N#
.....W.....	3-2	A*
.....W.....	6-2	A*
2001.....W.....	8-0	H*
.....W.....	10-2	H*
2002.....W.....	6-3	A*
.....W.....	4-0	A*
2003.....W.....	5-0	H*
.....W.....	12-1	H*
.....W.....	10-1	H#
.....W.....	10-2	H#
2004.....W.....	1-0	A*
.....L.....	4-5	A*
2005.....W.....	5-3	H*
.....W.....	4-0	H*
.....W.....	3-2	H*
2006.....L.....	0-1	A*
.....W.....	8-5	A*
2007.....W.....	8-2	H*
.....W.....	4-2	H*
.....W.....	8-0	H*
2008.....W.....	9-1	A*
.....W.....	8-3	A*
.....W.....	5-1	A*
.....W.....	3-1	H*
.....W.....	12-4	H*
.....W.....	5-1	H*
2010.....L.....	1-2	A*
.....W.....	9-6	A*
.....W.....	2-1	A*
2011.....W.....	8-0	H*
.....L.....	1-2	H*
.....W.....	6-1	H*
.....W.....	12-5	N#
2012.....W.....	5-0	A*
.....W.....	2-0	A*
.....W.....	3-1	A*
2013.....W.....	3-2 (8)	H*
.....W.....	10-2	H*
.....W.....	2-0	H*
2014.....L.....	9-11	A*
.....W.....	8-0	A*
.....W.....	15-0	A*
2015.....W.....	9-1	H*
.....W.....	8-0	H*
.....W.....	8-0	H*
2017.....W.....	13-1	A*
.....W.....	8-0	A*
.....W.....	10-0	A*
.....W.....	16-0	N#
2019.....W.....	11-0	A*
.....W.....	8-2	A*
.....W.....	16-3	A*

**VIRGINIA TECH:
(FSU LEADS 31-18)**

Home: 13-5...Away: 14-7...Neutral: 4-6...ACC: 29-15

2005.....W.....	4-2	H*
.....W.....	3-2	H*
.....W.....	5-2	H*
.....L.....	2-3 (04)	N#
2006.....L.....	0-2	A*
.....L.....	2-10 (5)	A*
.....W.....	9-6	A*
2007.....L.....	0-1	H*
.....W.....	10-2	H*
.....L.....	0-1	H*
.....L.....	0-4	N#
2008.....L.....	0-3	A*
.....L.....	1-3	A*
.....W.....	2-0	A*
.....L.....	0-2	N#
2009.....W.....	6-0	H*

.....W.....	3-2	H*
.....L.....	0-2	H*
2010.....L.....	7-8	A*
.....L.....	4-5	A*
.....W.....	3-1	A*
.....W.....	5-3	N#
2011.....W.....	1-0	H*
.....L.....	1-2 (10)	H*
.....L.....	3-4 (8)	H*
.....W.....	9-2	N#
2012.....L.....	5-11	A*
.....W.....	7-3	A*
.....W.....	3-1	A*
2013.....W.....	4-2	A*
.....W.....	11-0	A*
.....W.....	4-3	A*
2014.....W.....	12-0	N*
.....L.....	4-5	N*
2015.....W.....	7-6	A*
.....W.....	7-5	A*
.....W.....	5-2	A*
2016.....W.....	2-0	H*
.....W.....	3-1	H*
.....W.....	13-1	H*
2017.....W.....	12-3	A*
.....W.....	13-2	A*
.....W.....	5-2	A*
2018.....W.....	2-0	H*
.....W.....	8-3	H*
.....W.....	6-2	H*
2021.....W.....	7-1	N*
.....L.....	1-9	N*
.....L.....	0-6	N*

NON-CONFERENCE

**ADELPHI:
(FSU LEADS 5-1)**

Home: 2-0...Away: 0-0...Neutral: 3-1

1985.....L.....	0-2	N
1987.....W.....	1-0 (9)	N*
.....W.....	3-1 (13)	N*
1990.....W.....	4-0	N
1992.....W.....	12-2	H
.....W.....	5-0	H

**ALABAMA:
(TIED AT 6-6)**

Home: 2-0...Away: 3-6...Neutral: 3-0

1997.....W.....	2-0	A
.....L.....	5-6	A
1998.....W.....	4-1	N
2007.....L.....	3-6	A*
2011.....L.....	0-8	A
.....L.....	2-9	A
2014.....L.....	0-1	A
.....W.....	5-1	A
2018.....L.....	0-3	A
.....W.....	3-1	A
2020.....W.....	8-7 (8)	H
2021.....W.....	8-0 (5)	H
.....W.....	2-0	N#
.....W.....	8-5	N#

**APPALACHIAN STATE:
(FSU LEADS 5-0)**

Home: 4-0...Away: 0-0...Neutral: 1-0

2007.....W.....	4-2	N
2008.....W.....	2-0	H
2009.....W.....	6-0	H
2013.....W.....	8-7	H
.....W.....	3-0	H

**ARIZONA:
(ARIZONA LEADS 13-6)**

Home: 2-1...Away: 2-3...Neutral: 2-9

1991.....L.....	0-8	A
1992.....L.....	0-2	N
1995.....L.....	1-7	A
.....L.....	0-15	N*
1996.....L.....	4-8	N
.....L.....	6-9	N*
.....L.....	3-10	N*
2002.....L.....	2-6 (11)	N#
2003.....L.....	0-2	N
2005.....L.....	0-6	N
2008.....L.....	2-13	N
2017.....W.....	1-0	N
2019.....W.....	5-3	A

.....L.....	3-11	A
.....W.....	4-3	A
2021.....W.....	4-2	H
.....L.....	0-1	H
.....W.....	2-0	H
.....W.....	4-3	N#

**ARIZONA STATE:
(ASU LEADS 6-4)**

Home: 0-0...Away: 0-2...Neutral: 4-4

1986.....L.....	0-2	N
1989.....L.....	3-7 (9)	N
.....W.....	3-2	N
1998.....L.....	1-6	N
1999.....L.....	0-2	N
2004.....W.....	1-0	N
2006.....W.....	1-0 (10)	N
.....L.....	1-6	A*
.....L.....	1-5	A*
2008.....W.....	3-2	N

**ARKANSAS:
(FSU LEADS 3-0)**

Home: 1-0...Away: 1-0...Neutral: 1-0

1997.....W.....	4-0	N
2013.....W.....	9-1	H
2020.....W.....	2-1	A

**ARMY:
(FSU LEADS 1-0)**

Home: 0-0...Away: 0-0...Neutral: 1-0

2004.....W.....	10-0	N
-----------------	------	---

**AUBURN:
(FSU LEADS 18-11-1)**

Home: 7-4...Away: 9-6...Neutral: 2-1

1997.....W.....	2-0	A
.....L.....	1-2	A
1998.....W.....	5-1	H
.....W.....	8-3	H
1999.....W.....	4-2	A
.....T.....	0-0	A
2000.....W.....	7-0	H
.....L.....	4-5	H
2002.....W.....	5-4	N
.....W.....	2-1	N*
2003.....W.....	8-0	H
.....W.....	3-2 (10)	H
2004.....L.....	1-0	A
.....W.....	4-0	A
2005.....W.....	5-0	A*
.....W.....	2-0	A*
2006.....L.....	2-7	H
2007.....L.....	2-7	A
2010.....L.....	0-1 (9)	H
2011.....L.....	3-5	A
2013.....W.....	6-3	A
2014.....W.....	5-4	A
2015.....W.....	10-7	H
.....L.....	4-10	H
2016.....L.....	6-9	A
.....W.....	4-3	A
.....L.....	7-8 (8)	N#
2018.....W.....	2-1	H*
2021.....W.....	10-1	A
.....L.....	1-3	A

**AUSTIN PEAY:
(FSU LEADS 1-0)**

Home: 0-0...Away: 0-0...Neutral: 1-0

1990.....W.....	5-1	N
-----------------	-----	---

**BALL STATE:
(FSU LEADS 8-0-1)**

Home: 4-0...Away: 0-0...Neutral: 4-0-1

1985.....T.....	0-0	N
1986.....W.....	4-0	H
.....W.....	3-2	H
1991.....W.....	5-0	H
1992.....W.....	2-0	N
.....W.....	9-0	N
1996.....W.....	4-2	N
1997.....W.....	4-0	N
2001.....W.....	1-0	H



SERIES RECORDS

BAYLOR: (BAYLOR LEADS 6-3)

Home: 0-0...Away: 1-1...Neutral: 2-5
1984 L 2-3 N
1985 L 4-5 N
1987 W 10-0 N
2005 L 5-9 N*
2014 L 2-7 N%
2020 L 1-2 N

BETHUNE-COOKMAN: (FSU LEADS 8-0)

Home: 4-0...Away: 2-0...Neutral: 2-0
2000 W 9-0 A
2001 W 3-2 H
2008 W 14-3 H
2009 W 3-2 H
2013 W 20-0 H
2015 W 12-0 N
2019 W 8-0 H

BOSTON UNIVERSITY: (FSU LEADS 1-0)

Home: 0-0...Away: 0-0...Neutral: 1-0
2003 W 2-[9] N

BOWLING GREEN: (FSU LEADS 9-0)

Home: 8-0...Away: 0-0...Neutral: 1-0
1987 W 4-0 H
1991 W 2-0 H
1992 W 4-0 H
2009 W 3-0 N
2010 W 9-0 H

BRADLEY: (FSU LEADS 11-0)

Home: 10-0...Away: 0-0...Neutral: 1-0
1985 W 2-0 H
1987 W 2-0 N
1991 W 2-0 H
1992 W 3-2 H
1996 W 4-1 H
1997 W 4-0 H
2016 W 14-0 H

BRIGHAM YOUNG: (FSU LEADS 2-1)

Home: 0-0...Away: 1-1...Neutral: 1-0
2005 W 12-3 A
2011 W 6-4 N

BROWN: (FSU LEADS 2-0)

Home: 2-0...Away: 0-0...Neutral: 0-0
1985 W 14-0 H

CALIFORNIA: (CAL LEADS 12-1)

Home: 1-4...Away: 0-0...Neutral: 0-8
1991 L 0-4 N
1992 L 0-3 N%
1998 L 1-4 N
1999 L 0-4 N
2000 L 0-1 H
2001 L 0-1 H
2002 L 0-1 N%

2004 L 4-2 N%
2007 L 6-13 N
2015 L 6-7 N

CAL POLY: (FSU LEADS 2-1)

Home: 0-0...Away: 0-0...Neutral: 2-1
1993 W 1-0 N
2000 L 4-5 N
2016 W 3-1 N

UC-DAVIS: (FSU LEADS 1-0)

Home: 0-0...Away: 1-0...Neutral: 1-0
2016 W 17-3 N

UC-RIVERSIDE: (FSU LEADS 2-0)

Home: 1-0...Away: 0-0...Neutral: 1-0
2001 W 8-0 N
2009 W 13-2 H

UC-SANTA BARBARA: (FSU LEADS 3-0)

Home: 1-0...Away: 0-0...Neutral: 2-0
2012 W 5-1 N
2013 W 13-4 N
2014 W 5-2 H

CAL STATE FULLERTON: (FULLERTON LEADS 8-5)

Home: 0-0...Away: 3-5...Neutral: 2-3
1987 L 0-3 N%
1992 L 4-5 A
1993 W 4-1 N
1994 L 0-7 A
1995 L 5-9 N
1996 L 11-12 N
1997 W 4-2 N
2002 L 1-6 A
2004 W 3-0 A
2006 L 1-6 A
2007 L 3-4 A
2008 W 4-1 A
2016 W 10-1 A

CAL STATE NORTHRIDGE: (CSN LEADS 4-3)

Home: 1-0...Away: 1-0...Neutral: 1-4
1991 L 0-1 N
1996 L 1-2 N
1998 L 3-4 N
2004 W 1-0 H*
2007 L 3-4 N
2016 W 12-3 A

CAMPBELL: (FSU LEADS 9-0)

Home: 2-0...Away: 2-0...Neutral: 5-0
1995 W 4-0 N
1996 W 7-1 N
1997 W 6-1 N
1999 W 4-1 N
1999 W 5-0 H
2000 W 2-0 H
2001 W 7-1 A
2002 W 9-1 A

CANISIUS: (FSU LEADS 1-0)

Home: 0-0...Away: 0-0...Neutral: 1-0
2017 W 9-1 A

CENTRAL MICHIGAN: (FSU LEADS 8-2)

Home: 3-1...Away: 0-0...Neutral: 5-1
1987 L 0-1 N%
1988 W 6-2 N
1990 W 1-0 N
1993 W 5-0 N
1998 W 10-1 N

1999 W 11-4 H
2001 W 1-5 H
2004 W 3-1 H
2004 W 2-0 H
2004 W 9-0 N

CHARLESTON SOUTHERN: (FSU LEADS 1-0)

Home: 1-0...Away: 0-0...Neutral: 2-0
2014 W 8-2 H
2020 W 10-5 N

COASTAL CAROLINA: (FSU LEADS 9-0)

Home: 2-0...Away: 0-0...Neutral: 7-0
1993 W 8-0 N
1997 W 9-1 N
1997 W 12-2 N
2006 W 2-1 N
2010 W 7-2 N*
2012 W 4-0 H
2015 W 6-1 H

COLGATE: (FSU LEADS 1-0)

Home: 1-0...Away: 0-0...Neutral: 0-0
2015 W 8-0 H

COLLEGE OF CHARLESTON: (FSU LEADS 2-0)

Home: 2-0...Away: 0-0...Neutral: 0-0
2001 W 8-0 H

COLORADO STATE: (SERIES TIED 1-1)

Home: 0-0...Away: 0-0...Neutral: 1-1
1999 W 3-2 N

CONNECTICUT: (FSU LEADS 27-4)

Home: 21-2...Away: 3-0...Neutral: 3-2
1989 W 3-0 H
1990 L 1-3 H
1991 W 2-1 H
1992 W 1-0 H
1992 W 2-0 N
1992 W 1-0 A
1993 W 4-3 A
1993 W 1-0 H
1994 W 8-0 H
1994 L 1-4 N
1994 L 1-2 N%
1994 W 4-1 A
1996 W 3-0 H
1996 W 6-0 H
1997 W 10-3 N
1997 W 2-1 H
1998 L 0-1 H
1998 W 8-2 H
1998 W 6-4 H
1998 W 9-0 H
2001 W 8-0 H
2004 W 3-0 H
2004 W 8-0 H
2006 W 7-4 H
2006 W 8-2 H
2008 W 1-0 H
2008 W 5-3 H
2008 W 2-1 H
2010 W 2-1 H
2010 W 7-0 H
2010 W 5-4 N

CREIGHTON: (FSU LEADS 3-1)

Home: 1-0...Away: 1-1...Neutral: 1-0
1988 W 4-0 (8) A
1991 L 0-2 A
1991 W 3-2 H
2020 W 2-1 N

DARTMOUTH: (FSU LEADS 2-0)

Home: 1-0...Away: 0-0...Neutral: 1-0
2015 W 5-1 H
2019 W 8-4 N

DAVIS & ELKINS: (FSU LEADS 1-0)

Home: 0-0...Away: 0-0...Neutral: 1-0
1984 W 9-0 N

DAYTON: (FSU LEADS 3-0)

Home: 0-0...Away: 0-0...Neutral: 3-0
1991 W 3-0 N
2002 W 5-0 N

DEPAUL: (SERIES TIED 1-1)

Home: 0-0...Away: 0-0...Neutral: 1-1
1999 L 3-5 N
2002 W 11-5 N

DETROIT: (FSU LEADS 6-0)

Home: 4-0...Away: 0-0...Neutral: 2-0
1985 W 5-0 H
1991 W 6-1 H
1991 W 9-0 N
2020 W 22-0 (5) H
2020 W 12-0 (5) H
2020 W 16-0 (5) N

DRAKE: (FSU LEADS 2-0)

Home: 2-0...Away: 0-0...Neutral: 0-0
1993 W 6-0 H
1996 W 1-0 H

DREXEL: (FSU LEADS 4-0)

Home: 4-0...Away: 0-0...Neutral: 0-0
1991 W 2-0 H
1992 W 7-1 H
1992 W 3-0 H
1992 W 4-0 H

EAST CAROLINA: (FSU LEADS 21-2)

Home: 7-1...Away: 4-0...Neutral: 10-1
1984 W 2-0 A
1984 W 3-0 A
1986 W 3-0 N
1987 W 10-0 H
1989 W 2-1 H
1989 W 5-0 H
1990 W 3-0 N
1990 W 7-2 N
1991 W 13-0 H
1992 W 5-2 N
1993 W 13-0 N
1994 L 0-1 N
1995 W 10-2 N
1996 W 4-3 N
1996 W 2-1 N
1997 W 10-0 N
2000 W 1-0 A
2000 W 7-0 A
2001 W 2-0 N
2001 W 9-2 H
2009 L 2-1 H

EAST CENTRAL COLLEGE: (FSU LEADS 2-0)

Home: 2-0...Away: 0-0...Neutral: 0-0
1984 W 8-0 H
1984 W 10-0 H

SERIES RECORDS

EASTERN ILLINOIS: (FSU LEADS 5-0)

Home: 5-0...Away: 0-0...Neutral: 0-0
1988.....W.....2-1.....H
.....W.....3-2.....H
.....W.....11-1.....H
1993.....W.....7-2.....H
1994.....W.....9-0.....H

EASTERN KENTUCKY: (FSU LEADS 1-0)

Home: 1-0...Away: 0-0...Neutral: 0-0
2005.....W.....13-5.....H

EASTERN MICHIGAN: (FSU LEADS 17-1)

Home: 10-0...Away: 1-1...Neutral: 6-0
1987.....W.....8-1.....N
1988.....W.....3-1.....H
.....W.....4-3.....H
.....W.....7-4.....N
1989.....W.....2-0.....H
.....W.....5-1.....H
1990.....W.....1-0.....H
.....W.....1-0.....H
1991.....W.....1-0.....N
.....W.....3-2.....N
1994.....W.....1-0.....H
1996.....W.....7-0.....H
1997.....W.....5-1.....H
1998.....W.....4-2.....H
2000.....W.....5-1.....N
2004.....L.....2-0.....A
.....L.....8-5.....A
2010.....W.....8-0.....N

ELON: (FSU LEADS 3-0)

Home: 1-0...Away: 2-0...Neutral: 0-0
2003.....W.....6-0.....A
.....W.....6-0.....A
2019.....W.....15-1.....H

FAIRFIELD: (FSU LEADS 1-0)

Home: 0-0...Away: 0-0...Neutral: 1-0
2012.....W.....2-0.....N

FIU: (FSU LEADS 13-2)

Home: 12-2...Away: 1-0...Neutral: 0-0
1999.....W.....6-1.....H
.....W.....1-0.....H
2000.....L.....2-4.....H
.....W.....8-3.....H
2001.....L.....1-2.....H
.....W.....3-2.....H
2004.....W.....5-1.....H
.....W.....11-0.....H
2006.....W.....3-1.....H
.....W.....8-0.....H
2010.....W.....8-3.....H
.....W.....7-2.....H
2013.....W.....11-2.....H
.....W.....7-4.....H
2016.....W.....7-1.....A

FLORIDA: (FLORIDA LEADS 28-18)

Home: 9-13...Away: 8-15...Neutral: 1-0
1997.....L.....1-3.....A
.....W.....8-1.....A
1998.....L.....3-8.....H
.....W.....5-3.....H
1999.....L.....0-2.....A
.....W.....6-4.....A
2000.....W.....6-3.....H
.....L.....3-5.....H
2001.....W.....5-3.....A
.....W.....3-1.....A
.....W.....6-2.....N*
2002.....L.....1-7.....H
.....W.....8-1.....H
2003.....W.....5-0.....A
.....W.....7-3.....A
2004.....W.....2-0.....H

2005.....L.....4-7.....A
.....L.....0-2.....A
2006.....W.....4-0.....H
.....W.....6-5.....H
2007.....L.....1-5.....A
.....L.....3-4.....A
2008.....L.....1-6.....H
.....L.....4-14.....H
2009.....L.....3-4.....A
2010.....L.....4-8.....H
.....L.....2-9.....H
2011.....L.....0-1.....A
2012.....L.....1-9.....H
2013.....L.....3-7 (8).....A
.....L.....0-8.....H
2014.....W.....3-2 (8).....A
.....L.....2-4.....H
2015.....L.....1-5.....H
.....L.....0-5.....A
2016.....L.....0-1 (12).....A
.....L.....1-7.....H
2017.....L.....0-1.....A
.....W.....3-1.....H
2018.....W.....4-1.....H
.....L.....1-5.....A
2019.....W.....2-0.....A
.....L.....0-4.....H
2020.....L.....2-5.....A
2021.....L.....0-5.....A
.....W.....7-2.....H

FLORIDA A&M: (FSU LEADS 113-7)

Home: 64-2...Away: 48-5...Neutral: 1-0
1984.....W.....12-0.....H
.....W.....9-0.....H
.....W.....10-0.....H
.....W.....11-1.....A
.....W.....11-0.....A
1985.....W.....3-0.....A
.....W.....5-0.....A
.....W.....3-0.....A
.....W.....1-0.....H
.....W.....8-0.....H
1987.....W.....8-1.....H
.....W.....6-3.....H
.....W.....17-0.....A
.....W.....7-1.....A
1988.....W.....14-3.....A
.....W.....11-0.....A
.....W.....7-0.....H
.....W.....3-0.....H
.....W.....2-1.....H
1989.....W.....11-0.....A
.....W.....4-0.....A
.....W.....3-0.....H
.....W.....4-1.....H
1990.....W.....6-2.....A
.....W.....4-0.....A
.....W.....10-0.....H
.....W.....2-0.....H
1991.....W.....8-0.....A
.....W.....4-0.....A
.....W.....7-1.....H
.....W.....11-1.....H
1992.....W.....12-0.....A
.....W.....10-0.....A
.....W.....7-0.....H
.....W.....6-0.....H
1993.....W.....7-0.....A
.....W.....10-0.....A
.....W.....10-0.....H
.....W.....4-1.....H
1994.....W.....3-0.....A
.....W.....8-0.....H
.....W.....7-0.....A
.....L.....8-0.....H
1995.....W.....8-0.....H
.....W.....9-0.....A
.....W.....10-0.....A
.....W.....6-0.....H
1996.....W.....8-0.....H
.....W.....7-2.....A
.....W.....13-0.....A
.....W.....4-0.....H
1997.....W.....7-0.....A
.....W.....8-0.....H
.....L.....1-2.....A
.....W.....7-0.....H
1998.....W.....4-2.....A
.....W.....6-0.....H
.....L.....1-3.....H
.....W.....4-1.....A
1999.....L.....2-3.....A
.....W.....2-1.....A
.....W.....10-1.....H

.....L.....3-8.....H
2000.....W.....9-0.....A
.....W.....8-7.....H
.....W.....3-0.....H
.....W.....9-1.....H
.....W.....7-0.....A
2001.....W.....1-0.....H
.....W.....11-0.....N
.....L.....4-5.....A
.....W.....7-0.....H
.....W.....6-0.....A
.....W.....12-0.....H
2002.....W.....7-3.....A
.....W.....2-1.....A
.....W.....6-0.....H
.....W.....18-3.....H
2003.....W.....13-2.....H
.....W.....5-0.....A
.....W.....9-2.....A
.....W.....8-0.....H
2004.....W.....9-1.....H
.....W.....8-0.....H
.....W.....12-0.....A
.....W.....12-0.....A
.....W.....12-0.....H
2005.....W.....5-2.....A
.....L.....7-10.....A
.....W.....4-1.....H
.....W.....5-1.....H
2006.....W.....4-0.....H
.....W.....6-5.....H
.....W.....9-3.....H
.....L.....0-4.....A
.....W.....9-3.....H
2007.....W.....5-0.....H
.....W.....9-4.....H
.....W.....8-0.....A
.....W.....9-1 (15).....H
2008.....W.....9-1.....A
.....W.....18-0.....H
2009.....W.....5-0.....A
.....W.....5-1.....A
2010.....W.....9-2.....A
2011.....W.....8-5.....H
.....W.....9-2.....A
2012.....W.....10-1.....A
.....W.....5-3.....H
2013.....W.....4-0.....H
2014.....W.....8-0.....H
2015.....W.....12-5.....A
.....W.....11-0.....H
2016.....W.....10-1.....H
.....W.....12-3.....H
.....W.....1-0.....H*
2017.....W.....5-0.....H
2018.....W.....9-0.....H
2019.....W.....8-0.....H
2020.....W.....10-2 (5).....H

FLORIDA ATLANTIC: (FSU LEADS 12-7)

Home: 2-3...Away: 5-1...Neutral: 5-3
1996.....L.....0-1.....N
1997.....W.....5-1.....N
.....W.....4-0.....N
1999.....L.....4-8.....N
.....L.....0-1.....N
2000.....L.....2-3.....H
.....W.....2-0.....H
.....W.....2-0.....A
2001.....L.....1-2 (10).....A
.....W.....1-0.....A
.....W.....5-4 (8).....N
.....W.....2-0.....N*
2002.....L.....2-4.....H
.....W.....3-2.....H
.....L.....0-5.....H
2010.....W.....6-3.....A
2015.....W.....1-0.....A
.....W.....12-0.....A
2019.....W.....10-5.....N

FLORIDA GULF COAST: (FSU LEADS 8-0)

Home: 5-0...Away: 3-0...Neutral: 0-0
2012.....W.....5-0.....H
.....W.....7-1.....H
2014.....W.....5-0.....A
2017.....W.....7-0.....A
.....W.....13-1.....A
2018.....W.....6-2.....H
2021.....W.....7-0.....H
.....2.....4-1.....H

FLORIDA SOUTHERN: (FSU LEADS 3-0)

Home: 1-0...Away: 0-0...Neutral: 2-0
1986.....W.....7-0.....N
.....W.....2-0.....N
.....W.....7-3.....H

FORDHAM: (FSU LEADS 1-0)

Home: 1-0...Away: 0-0...Neutral: 0-0
2014.....W.....6-1.....H*

FRESNO STATE: (FRESNO STATE LEADS 6-4)

Home: 1-0...Away: 0-1...Neutral: 3-5
1990.....W.....1-0.....N%
1991.....L.....0-3.....N%
1993.....L.....1-2.....N
1997.....L.....0-2.....N
1998.....W.....2-1.....N
2000.....L.....0-2.....N
.....L.....1-2.....A
2004.....W.....3-0.....H
2005.....W.....2-0.....N
2009.....L.....0-1.....N

FURMAN: (FSU LEADS 12-1)

Home: 7-0...Away: 2-0...Neutral: 3-1
1985.....W.....13-0.....H
1986.....W.....3-2.....H
.....L.....0-1.....N
1987.....W.....1-0 (8).....H
.....W.....8-2.....N
1988.....W.....2-0.....H
1989.....W.....5-0.....N
1999.....W.....2-0.....H
2000.....W.....8-0.....N
2003.....W.....6-0.....A
.....W.....12-0.....A
2017.....W.....5-1.....H
.....W.....9-1.....H

GARDNER-WEBB: (FSU LEADS 2-0)

Home: 2-0...Away: 0-0...Neutral: 0-0
2010.....W.....7-0.....H
.....W.....5-0.....H

GEORGE MASON: (FSU LEADS 3-0)

Home: 1-0...Away: 0-0...Neutral: 2-0
1984.....W.....5-0.....H
1985.....W.....5-0.....N
1987.....W.....3-0.....N

GEORGIA: (FSU LEADS 9-8)

Home: 2-2...Away: 4-4...Neutral: 2-2
1998.....W.....6-5.....N
1999.....W.....5-0.....N
.....L.....0-5.....A
.....W.....6-0.....A
2002.....L.....2-3.....N
2003.....L.....4-5 (8).....H
2006.....W.....3-2.....A*
.....L.....1-3.....A*
.....W.....2-0.....A*
2007.....L.....1-2.....H
2010.....W.....4-3.....A
.....L.....2-5.....A*
2011.....L.....2-10.....A*
2016.....L.....4-5.....N%
2017.....W.....7-1.....H*
.....W.....8-5.....H*
2018.....W.....7-2.....N%



SERIES RECORDS

GEORGIA SOUTHERN: (FSU LEADS 38-3)

Home: 25-0...Away: 12-3...Neutral: 1-0	
1991W..... 6-2.....A
W..... 5-1.....A
W..... 4-0.....H
W..... 9-1.....H
1992W..... 6-0.....A
W..... 13-3.....A
W..... 6-0.....H
W..... 2-0.....H
1993W..... 6-0.....N
1994W..... 10-1.....H
W..... 8-0.....H
1996W..... 2-1.....H
W..... 5-0.....H
1997W..... 8-0.....A
W..... 5-3.....A
1998W..... 6-2.....H
W..... 3-1.....H
1999L..... 1-3.....A
W..... 2-0.....A
2000W..... 8-0.....H
W..... 6-1.....H
2001W..... 8-0.....A
W..... 4-0.....A
2002W..... 7-0.....H
W..... 4-0.....H
2003L..... 7-2.....A
L..... 2-1.....A
2004W..... 8-0.....H
W..... 4-0.....H
2005L..... 0-1.....A
W..... 3-0.....A
2006W..... 3-2.....H
W..... 10-2(5).....H
2007W..... 11-2.....A
2008W..... 8-0.....H
W..... 4-3.....H
2011W..... 6-4.....H
2013W..... 4-0.....H
W..... 12-3.....H
2015W..... 8-0.....H
W..... 4-0.....H

GEORGIA STATE: (FSU LEADS 18-1)

Home: 9-0...Away: 3-0...Neutral: 6-1	
1985W..... 7-0.....N
1987W..... 4-1.....N
1988W..... 5-0.....H
W..... 2-1.....H
1990W..... 2-0.....H
W..... 8-0.....H
L..... 0-1(9).....N
1993W..... 1-0.....H
1998W..... 8-0.....N
2001W..... 9-1.....A
W..... 10-0.....A
2003W..... 4-3(8).....N
2006W..... 5-2.....H
2007W..... 6-2.....H
2008W..... 1-0.....H
W..... 3-0.....H
2011W..... 6-1.....N*
2015W..... 6-3.....A
2018W..... 8-0.....N

GRAMBLING: (FSU LEADS 5-0)

Home: 2-0...Away: 2-0...Neutral: 1-0	
1984W..... 7-0.....A
W..... 4-0.....A
1985W..... 11-0.....H
W..... 10-0.....H
W..... 7-0.....N

GRAND CANYON: (SERIES TIED 1-1)

Home: 0-0...Away: 1-1...Neutral: 0-0	
2019L..... 3-5.....A
W..... 11-1.....A

HARVARD: (FSU LEADS 1-0)

Home: 0-0...Away: 0-0...Neutral: 1-0	
2000W..... 6-2.....N

HAWAII: (HAWAII LEADS 2-0)

Home: 0-0...Away: 0-2...Neutral: 0-0	
2012L..... 1-2.....A
L..... 0-1.....A

HOFSTRA: (FSU LEADS 16-3)

Home: 7-2...Away: 0-0...Neutral: 9-1	
1992W..... 14-4.....N
1993W..... 6-0.....N
W..... 10-2.....N
1994W..... 3-2.....H
W..... 4-3.....H
1995W..... 5-1.....N
W..... 8-2.....N
1997L..... 1-2.....N
1999W..... 6-5.....N
2008W..... 1-0.....N
2010W..... 8-0.....N
2011W..... 5-1.....H
L..... 0-2.....H
2013W..... 9-1.....H
W..... 4-0.....H
2015W..... 2-1.....N
2016W..... 8-0.....H
2018L..... 0-1(8).....H
W..... 5-0.....H

HOLLY CROSS: (FSU LEADS 1-0)

Home: 1-0...Away: 0-0...Neutral: 0-0	
2020W..... 8-0(6).....H

HOUSTON: (FSU LEADS 1-0)

Home: 0-0...Away: 0-0...Neutral: 1-0	
2014W..... 7-1.....N

ILLINOIS: (ILLINOIS LEADS 3-1)

Home: 0-0...Away: 0-0...Neutral: 1-3	
2001L..... 0-1.....N
W..... 2-0.....N
2010L..... 3-4.....N
2016L..... 1-5.....N

ILLINOIS-CHICAGO: (FSU LEADS 3-2)

Home: 1-0...Away: 0-0...Neutral: 2-2	
1994W..... 3-0.....N
L..... 1-3.....N
W..... 1-0.....N
W..... 3-0.....H
1998L..... 1-3.....N

ILLINOIS STATE: (FSU LEADS 6-1)

Home: 2-1...Away: 0-0...Neutral: 4-0	
1989W..... 2-0.....H
1992W..... 7-2.....N
1994L..... 2-3.....H
1995W..... 10-2.....N
1996W..... 4-1.....N
2000W..... 1-0.....N
2004W..... 11-3.....H

INDIANA: (FSU LEADS 9-1)

Home: 5-0...Away: 0-0...Neutral: 4-1	
1990L..... 1-2.....N
W..... 1-0.....H
W..... 2-0.....H
1991W..... 3-1.....N
W..... 6-2.....H
1994W..... 3-2.....H
1996W..... 3-1.....N
1997W..... 3-2.....N
1998W..... 3-2.....N
2009W..... 7-0.....H

INDIANA STATE: (FSU LEADS 2-0)

Home: 0-0...Away: 0-0...Neutral: 2-0	
1995W..... 8-0.....N
1998W..... 6-1.....N

IONA: (FSU LEADS 1-0)

Home: 1-0...Away: 0-0...Neutral: 0-0	
2010W..... 9-1.....H

IOWA: (FSU LEADS 6-3)

Home: 0-0...Away: 0-0...Neutral: 6-3	
1990L..... 0-5.....N
1993W..... 3-0.....N
W..... 5-3.....N*
1995L..... 0-4.....N
1997L..... 1-7.....N
2000W..... 4-1.....N*
W..... 4-2.....N*
2008W..... 2-0.....N
2009W..... 6-0.....N

IOWA STATE: (FSU LEADS 12-0)

Home: 11-0...Away: 0-0...Neutral: 1-0	
1994W..... 3-2.....H
1995W..... 2-0.....H
2001W..... 4-0.....H
W..... 6-0.....H
2002W..... 7-0.....N
2003W..... 3-1.....H
W..... 6-2.....H
2005W..... 1-0.....H
2006W..... 5-0.....H
W..... 9-1(6).....H
2019W..... 1-0.....H
W..... 5-0.....H

JACKSONVILLE: (FSU LEADS 17-4)

Home: 12-2...Away: 5-2...Neutral: 0-0	
2003W..... 9-0.....H
W..... 2-0.....H
2004W..... 3-2.....A
L..... 1-2.....A
2005L..... 2-5.....H
W..... 11-0.....H
2006W..... 8-1.....A
L..... 1-2.....A
2007W..... 10-2(5).....H
W..... 8-0(6).....H
W..... 3-0.....H
2008L..... 2-5.....H
W..... 10-0.....A
W..... 3-1.....A
2009W..... 4-0.....H
W..... 10-0.....H
2010W..... 6-0.....A
2012W..... 6-0.....H
W..... 7-1.....H
2013W..... 8-0.....H
2016W..... 4-0.....H

JACKSONVILLE STATE: (FSU LEADS 6-2)

Home: 4-0...Away: 2-0...Neutral: 0-2	
2001W..... 4-1(10).....A
W..... 12-2.....A
2002W..... 3-0.....H
W..... 6-1.....H
2008L..... 3-4.....N*
L..... 1-10.....N*
2018W..... 8-0.....H*
W..... 10-0.....H*

KANSAS: (FSU LEADS 6-5)

Home: 1-2...Away: 0-0...Neutral: 5-3	
1988W..... 2-1.....N
L..... 2-4.....N
1989W..... 3-2.....N
W..... 1-0.....N
1993L..... 0-1.....N*
W..... 5-0.....N*
W..... 2-1.....N*
1994L..... 2-4.....N
2000L..... 1-4.....H
2002W..... 5-4.....H
2007L..... 0-1.....H

KENNESAW STATE: (FSU LEADS 3-0)

Home: 0-0...Away: 1-0...Neutral: 1-0	
2021W..... 11-0.....N
W..... 3-2.....A
W..... 6-2.....H*

KENT STATE: (FSU LEADS 1-1)

Home: 5-1...Away: 0-0...Neutral: 2-0	
1987W..... 16-0.....H
1992W..... 6-0.....H
W..... 2-1.....H
W..... 8-0.....H
2001W..... 4-0.....H
2006L..... 2-4.....H
2010W..... 6-0.....N
2020W..... 11-1.....N

KENTUCKY: (SERIES TIED 2-2)

Home: 2-2...Away: 0-0...Neutral: 0-0	
2011W..... 2-0.....H
L..... 2-7.....H
2015W..... 3-2.....H
L..... 1-3.....H

LEHIGH: (FSU LEADS 1-0)

Home: 0-0...Away: 0-0...Neutral: 1-0	
2005W..... 5-1.....N

LIBERTY: (FSU LEADS 3-0)

Home: 1-0...Away: 1-0...Neutral: 1-0	
1984W..... 9-0.....A
2009W..... 11-3.....H
2020W..... 7-1.....N

LIMESTONE: (FSU LEADS 4-0)

Home: 0-0...Away: 0-0...Neutral: 4-0	
1986W..... 4-0.....N
W..... 1-0.....N
1987W..... 6-0.....N
W..... 11-0.....N

LIPSCOMB: (FSU LEADS 5-0)

Home: 5-0...Away: 0-0...Neutral: 0-0	
2008W..... 5-1.....H
W..... 11-3.....H
2017W..... 13-1.....H
2019W..... 13-0.....H
W..... 14-2.....H

LIU BROOKLYN: (FSU LEADS 2-0)

Home: 0-0...Away: 0-0...Neutral: 1-0	
2013W..... 15-1.....N
2016W..... 12-0.....N

SERIES RECORDS

LONG BEACH STATE: (FSU LEADS 4-2)

Home: 0-0...Away: 0-0...Neutral: 4-2

1996	L	1-2	N
2000	W	2-0	N*
2003	W	4-0	N
2005	W	5-1	N
2008	L	2-6	N
2011	W	4-1	N

LONG ISLAND: (FSU LEADS 2-0)

Home: 1-0...Away: 0-0...Neutral: 1-0

2004	W	4-0	H*
2010	W	6-0	N

LONGWOOD: (FSU LEADS 1-0)

Home: 1-0...Away: 0-0...Neutral: 1-0

2020	W	6-0	N
------	---	-----	---

LOUISIANA: (FSU LEADS 11-9)

Home: 4-2...Away: 0-0...Neutral: 7-7

1984	W	1-0	H
1989	W	4-2	N
1990	L	1-2 (10)	H
	W	4-3	N
	W	2-1	N*
1991	W	3-0	N
	W	1-0	N*
1992	W	1-0	N*
	W	1-0	N*
1993	L	1-2	H
	W	2-1	H
1994	L	3-12	N
2000	L	1-9	N
	L	1-2	N
	L	2-6	N
2003	L	0-3	N
2004	L	1-0	N
2006	L	0-14 (5)	N
2018	W	8-0	H
	W	7-1	H

LOUISIANA TECH: (LA. TECH LEADS 11-3-2)

Home: 1-1...Away: 0-0...Neutral: 1-10-2

1984	T	0-0	N
1985	T	0-0	N
	L	1-2	N
	L	3-4	N
1986	L	0-4	N*
	L	0-1	N*
1987	W	2-1	N
1988	L	0-7	N
	L	1-6	N*
1989	L	0-1 (10)	N
	L	0-1 (10)	N
	L	1-3	N*
1994	W	2-0	H
1997	L	2-6	N
2019	W	4-0	N

LSU: (FSU LEADS 8-6)

Home: 4-3...Away: 3-0...Neutral: 1-2

1998	W	4-2	H
2004	L	3-4	N
	L	1-2	N%
2012	W	8-1	A
2013	L	4-5	H
2017	W	3-1	H6
	L	0-1	H6
	L	4-6	H6
2018	L	5-6	H6
	W	8-5 (11)	H6
	W	3-1	H6
2019	W	9-1	N
2021	W	1-0	A6
	W	4-3	A6

MAINE: (FSU LEADS 11-0)

Home: 10-0...Away: 0-0...Neutral: 1-0

1986	W	1-0	H
	W	10-0	H

1988	W	1-0	H
1990	W	7-0	N
2002	W	6-2	H
	W	1-0	H
2004	W	7-0	H
	W	2-1	H
2005	W	1-0	H
	W	5-2	H
2007	W	9-1(5)	H

MARSHALL: (FSU LEADS 5-0)

Home: 4-0...Away: 0-0...Neutral: 1-0

1995	W	8-0	H
	W	7-0	H
2012	W	4-1	N
2017	W	1-0	H
	W	7-0	H

MARYLAND: (FSU LEADS 48-14)

Home: 24-4...Away: 13-9...Neutral: 11-1
ACC: 34-14

1996	W	4-0	A*
	W	6-2	A*
	W	8-0	N
	W	3-0	N#
1997	W	1-0	H*
	W	3-0	H*
	W	4-3	N#
	L	1-2	N#
1998	L	3-5	A*
	W	9-1	A*
	W	1-0	N#
1999	W	2-0	H
	W	4-1	H*
	L	3-5	H*
2000	W	6-2	N#
	W	3-0	N#
	W	10-3	A*
	W	3-2	A*
2001	W	5-3	N*
	W	5-0	H*
	W	10-1	H*
	W	2-1 (11)	N#
	W	4-0	N#
2002	W	2-1	H
2003	W	6-2	H*
	W	3-2 (10)	H*
2004	W	7-0	H*
	W	2-1	H*
2005	W	1-0 (9)	H*
	L	2-7	H*
	W	2-0	H*
	L	0-2	A#
2006	W	6-5	H*
	L	4-6	A*
	W	4-1	A*
	W	8-4	A*
2007	W	4-2(14)	H*
	W	6-0	H*
	W	8-0(5)	H*
	W	7-4	N#
2008	L	1-3	A*
	W	3-0	A*
	L	3-4	A*
2009	W	1-0	H*
	W	8-0	H*
	W	1-0	H*
2010	W	2-0	A*
	W	3-2 (8)	A*
	L	2-6	A*
	W	3-0	N#
2011	L	0-1	H*
	L	4-7	H*
	W	5-0	H*
2012	W	4-3	A*
	L	1-4	A*
	L	3-4 (10)	A*
2013	L	4-5	A*
	W	13-1	A*
	W	14-9	A*
2014	W	10-2	H*
	W	14-6	H*
	W	7-5	H*

MASSACHUSETTS: (FSU LEADS 12-5)

Home: 5-1...Away: 3-1...Neutral: 4-3

1991	W	2-0	A
1992	W	3-1	N
	L	2-4	N%
1993	W	5-0	A

1995	W	5-4	H
	W	4-3	H
	L	0-8	A
	W	2-0	A
1996	W	4-1	N
	W	3-1	H
1998	W	4-0	N
	W	1-0	H
1999	L	1-2	H
	W	6-0	H
2002	L	2-3	N
2003	L	1-2	N
2008	W	6-0	N

MCNEESE ST: (MCNEESE ST LEADS 2-0)

Home: 0-1...Away: 0-0...Neutral: 0-1

1985	L	0-4	N
2018	L	1-6	H

MEMPHIS: (FSU LEADS 3-0)

Home: 3-0...Away: 0-0...Neutral: 0-0

2007	W	8-0(6)	N
2021	W	9-0	H
	W	3-2	H

MERCER: (FSU LEADS 29-0)

Home: 17-0...Away: 12-0...Neutral: 0-0

1993	W	5-0	H
	W	7-0	H
1994	W	9-3	H
	W	6-0	H
	W	6-0	A
	W	5-0	A
1995	W	3-0	H
	W	10-2	H
1996	W	4-1	A
	W	5-2	A
1997	W	1-0	H
	W	5-1	H
1998	W	5-1	A
	W	9-1	A
1999	W	9-0	H
	W	10-0	H
2000	W	7-0	A
	W	7-4	A
2001	W	4-0	H
	W	8-0	H
2002	W	2-0	A
	W	2-1	A
2002	W	11-0	H
2004	W	5-1	A
	W	8-2	A
2010	W	2-1	H
2011	W	5-4	H
	W	3-0	H
2012	W	3-0	H

MIAMI (OHIO): (FSU LEADS 13-6)

Home: 10-6...Away: 0-0...Neutral: 3-0

1987	W	3-0	N
	W	3-2 (10)	N
1988	W	5-1	H
1989	L	3-4	H
	L	0-1	H
	W	5-0	H
1991	W	2-0	H
	L	0-8	H
	W	5-1	H
1992	L	0-2	H
1995	W	9-1	H
1997	W	2-1	H
1998	L	1-4	H
	L	1-3	H
1999	W	2-0	H
	W	6-2	H
2000	W	8-0	H
2009	W	10-2	H
2010	W	4-0	N

MICHIGAN: (MICHIGAN LEADS 25-7-1)

Home: 6-18...Away: 0-4...Neutral: 1-3-1

1990	W	1-0	H
	L	2-3	H
1995	L	1-2	H
	L	0-5	H
1996	L	1-6	H
1999	L	0-5	N
2000	L	1-6	H
2002	L	0-1	H
2004	W	1-0	H
	L	2-1	A
	L	1-0	A
2006	L	0-9 (6)	H
	L	3-6	H
	L	0-5	H
	L	3-11	N
2007	L	4-3	H
	L	3-2	H
	L	4-2	N
2008	L	2-6	A
	L	4-8	A
2009	W	6-5	H
	L	1-0	H
2014	L	3-17	H*
	W	6-0	H*
	W	4-2	H*
2015	L	5-6	H
	L	1-2	H
2016	L	2-6	H
	L	3-10	H
	W	1-0	N%
2017	T	5-5	N
2018	L	0-1	H
	W	2-0	H

MICHIGAN STATE: (FSU LEADS 8-4)

Home: 2-2...Away: 0-1...Neutral: 6-1

1985	W	2-0	H
	W	5-0	H
1986	W	2-0	N
1990	W	2-0	N
1996	W	6-2	N
1997	L	2-6	N
1999	L	0-3	H
	L	4-5	A
2005	W	4-1	N
2008	L	2-3	H
2010	W	3-1	N
	W	7-0	N

MIDDLE TENNESSEE: (FSU LEADS 7-0)

Home: 7-0...Away: 0-0...Neutral: 1-0

2002	W	2-1 (10)	H
2003	W	11-0	H
	W	6-3	H
	W	5-0	N
2009	W	6-1	H
2011	W	10-3	H
	W	11-1	H

MILLIKIN: (FSU LEADS 1-0)

Home: 1-0...Away: 0-0...Neutral: 0-0

1985	W	6-0	H
------	---	-----	---

MINNESOTA: (FSU LEADS 10-2)

Home: 9-1...Away: 0-0...Neutral: 1-1

1993	W	3-1	N
1999	W	5-0	H
	W	5-2	H
2004	W	3-0	H
2013	L	2-3	H
	W	4-3	H
2016	W	5-4	H
	W	2-0	H
2018	W	3-2	H
	W	9-3	H
2019	W	17-6	N
2020	L	6-7	N



SERIES RECORDS

MISSISSIPPI: (FSU LEADS 3-1)

Home: 3-0...Away: 0-0...Neutral: 0-1
1988...W...4-2...H
2000...L...2-3...N
2012...W...10-6...H
W...8-0...H

MISSISSIPPI STATE: (SERIES TIED 7-7)

Home: 3-3...Away: 2-0...Neutral: 2-4
1984...W...1-0...A
W...6-2...A
W...5-0...H
1986...W...3-1...H
1999...L...1-2...N
2000...L...0-4...N
2002...L...0-2...H
2003...L...1-3...H
2007...W...4-2...N
2009...L...4-5...H
W...5-0...H*
2011...L...8-9 (10)...N
L...7-8...N
2013...W...5-2...N*

MISSISSIPPI VALLEY STATE: (FSU LEADS 1-0)

Home: 0-0...Away: 0-0...Neutral: 1-0
2010...W...8-3...N

MISSISSIPPI U FOR WOMEN: (FSU LEADS 3-0)

Home: 0-0...Away: 3-0...Neutral: 0-0
1984...W...3-0...A
W...6-2...A
W...2-1...A

MISSOURI: (MISSOURI LEADS 8-2)

Home: 1-3...Away: 0-2...Neutral: 1-3
1985...L...0-1...N
1989...W...6-0...N
1990...L...1-2...H
L...1-2 (10)...H
1992...L...1-2...N
1998...L...1-3...N
2005...L...2-3 (9)...A
L...3-6...A
2021...W...9-2...H
L...5-9...H

NEBRASKA: (NEBRASKA LEADS 11-10)

Home: 5-1...Away: 0-4...Neutral: 5-6
1988...L...0-3...A
L...0-5...A
1989...L...0-1...A
L...2-4...A
1990...W...2-1...H
1995...L...1-6...N*
W...6-2...N*
1997...W...2-1...N
1999...L...1-4...N
L...0-1...N
2001...L...0-3...H
2002...W...4-3...N%
2004...L...1-0...N
2007...W...2-1(9)...N
2013...L...0-2...N
2014...L...3-4...N
W...5-1...N
2015...W...4-1...H
W...3-2...H
2017...W...9-0...H
W...6-0...H

NEVADA: (FSU LEADS 1-0)

Home: 1-0...Away: 0-0...Neutral: 0-0
1986...W...8-1...H

NEW MEXICO: (FSU LEADS 3-0)

Home: 0-0...Away: 0-0...Neutral: 3-0
1985...W...3-2...N
1989...W...3-2...N
1991...W...9-1...N

NEW MEXICO STATE: (FSU LEADS 4-0)

Home: 0-0...Away: 2-0...Neutral: 2-0
1995...W...4-0...N
2002...W...5-0...N
W...1-0...A
2014...W...11-0...A

NEW ORLEANS: (FSU LEADS 2-0)

Home: 0-0...Away: 2-0...Neutral: 0-0
1984...W...9-0...A
W...10-0...A

NICHOLLS STATE: (FSU LEADS 11-2)

Home: 7-0...Away: 1-1...Neutral: 3-1
1984...L...1-2...N
1987...W...5-0...H
W...5-1...N
1988...W...1-0...H
W...2-1...H
W...8-3...H
1989...L...3-1 (10)...N
W...2-0...N
W...1-0 (10)...A
L...0-2...A
2005...W...2-0...H
W...7-3...H
2006...W...11-3 (5)...H

UNC-CHARLOTTE: (FSU LEADS 16-0)

Home: 9-0...Away: 6-0...Neutral: 1-0
1994...W...4-0...H
W...7-1...H
W...8-1...N
1995...W...6-0...A
W...8-0...A
1996...W...7-1...H
W...6-0...H
1997...W...6-1...A
W...3-1...A
1998...W...4-1...H
W...4-1...H
1999...W...10-1...A
W...12-5...A
1999...W...1-0...H
W...5-0...H
W...8-0...H

UNC-GREENSBORO: (FSU LEADS 3-1)

Home: 2-1...Away: 0-0...Neutral: 1-0
2002...W...3-1...N
2011...L...0-1 (9)...H
W...13-3...H
2019...W...8-0...H

UNC-WILMINGTON: (FSU LEADS 9-0)

Home: 4-0...Away: 0-0...Neutral: 5-0
1987...W...3-1...N
W...2-0...N
1990...W...6-1...H
W...5-0...H
1992...W...7-1...N
1993...W...12-0...N
1994...W...5-0...N
2019...W...7-2...H
W...10-0...H

NORTH DAKOTA STATE: (FSU LEADS 4-0)

Home: 4-0...Away: 0-0...Neutral: 0-0
2012...W...2-1...H
2014...W...4-1...H
W...9-0...H
W...5-0...H

NORTH FLORIDA: (FSU LEADS 16-1)

Home: 8-0...Away: 8-1...Neutral: 0-0
2007...W...5-0...H
W...2-1...H
2009...W...7-0...A
L...3-5...A
2011...W...9-7...H
W...6-1...H
2012...W...8-1...A
W...5-0...A
2013...W...3-1...H
2014...W...11-1...A
W...8-0...A
2015...W...15-1...A
2017...W...8-0...H
W...3-0...H
2018...W...13-0...A
W...9-6...A
2019...W...9-1...H

NORTHERN ILLINOIS: (FSU LEADS 5-3)

Home: 4-3...Away: 0-0...Neutral: 1-0
1988...L...3-4...H
W...2-1...H
1989...L...0-3...H
L...2-5...H
1994...W...3-0...H
W...1-0...H
1995...W...3-0...H
2010...W...7-1...N

NORTHERN IOWA: (FSU LEADS 8-1)

Home: 7-1...Away: 0-0...Neutral: 1-0
1990...L...0-1...H
W...4-2...H
1991...W...3-1...H
W...2-1...H
1992...W...2-0...H
1993...W...7-0...H
1998...W...3-0...H
2000...W...6-2...H
2018...W...9-0...N

NORTHWESTERN: (FSU LEADS 9-3)

Home: 6-0...Away: 0-0...Neutral: 3-3
1991...W...2-0...N
1992...W...10-0...H
W...1-0...H
1994...L...2-8...N
1997...W...2-0...N
2001...W...2-1...H
W...8-2...H
2011...L...0-3...N
2012...W...1-0...N
2017...W...3-2...H
W...7-0...H
2020...L...2-6...N

OHIO: (FSU LEADS 7-0)

Home: 2-0...Away: 0-0...Neutral: 5-0
1986...W...10-0...N
W...5-1...N
1987...W...3-0...N
W...6-2...N
1995...W...2-0...N*
2000...W...8-1...H
W...6-1...H

OHIO STATE: (FSU LEADS 11-3)

Home: 5-1...Away: 0-0...Neutral: 6-2
1984...W...5-2...N
1985...W...6-0...H
W...3-2...H
W...11-1...H
1986...W...8-0...N
W...3-2...N
1988...W...6-1...H
W...2-1 (10)...H
1992...W...1-0...N
L...0-3...N
1996...L...0-1...H
1997...W...7-2...N
2002...L...1-2 (11)...N
2019...W...3-1...N

OKLAHOMA: (SERIES TIED 8-8)

Home: 1-0...Away: 0-0...Neutral: 7-8
1987...L...0-1...N
W...6-1...N
1990...L...0-1 (8)...N
W...3-2...H
1991...W...7-1...N
1994...L...1-3...N*
1997...W...2-1...N
2002...W...1-0...N
2004...W...3-2...N
2005...L...0-3...N
2009...L...1-3...N
2013...L...0-6...N
2019...W...7-4...N
2021...W...8-4...N%
L...2-6...N%
L...1-5...N%

OKLAHOMA CITY COLLEGE: (FSU LEADS 2-0)

Home: 0-0...Away: 0-0...Neutral: 2-0
1988...W...5-0...N
1992...W...2-1...N

OKLAHOMA STATE: (OSU LEADS 12-9)

Home: 0-2...Away: 1-2...Neutral: 8-8
1986...W...3-2...N
W...2-1...N
1987...L...1-4...A
W...2-0...A
1990...L...1-2(8)...A
L...1-4...N%
1991...W...2-0...N*
W...4-3...N*
1993...L...2-5...N%
1994...L...0-1...N
L...0-1...N
1995...L...1-5...N
W...7-4...N
1998...L...0-4...N*
2009...L...0-1...H*
L...0-1...H*
2015...W...4-1...N
2019...L...1-3 (9)...N
W...4-1...N
L...2-3...N
2021...W...4-2...N%

SERIES RECORDS

ONONDAGA JC: (FSU LEADS 4-0)

Home: 4-0...Away: 0-0...Neutral: 0-0
1984.....W.....4-1.....H
.....W.....10-0.....H
1985.....W.....10-0.....H
.....W.....8-1.....H

OREGON: (OREGON LEADS 9-6)

Home: 3-3...Away: 0-3...Neutral: 3-3
1995.....W.....3-2.....N
1996.....W.....1-0.....N
1997.....L.....1-6.....N
1998.....L.....0-2.....N
2003.....L.....3-1.....H
2004.....W.....5-4.....H^
.....L.....1-0.....H^
.....W.....2-0.....H^
2014.....L.....0-3.....N%
2017.....L.....0-11.....A
.....L.....1-3.....A
.....L.....1-2.....A
2018.....L.....0-5.....H
.....W.....2-1.....H
.....W.....4-1.....N%

OREGON STATE: (OREGON STATE LEADS 3-0)

Home: 0-0...Away: 0-0...Neutral: 0-3
2003.....L.....0-2.....N
.....L.....1-2.....N^
2011.....L.....5-6.....N

PACIFIC: (FSU LEADS 2-1)

Home: 0-0...Away: 0-1...Neutral: 2-0
1991.....W.....4-3.....N
2000.....L.....2-5.....A
2003.....W.....8-1.....N

PENN: (FSU LEADS 2-0)

Home: 0-0...Away: 0-0...Neutral: 2-0
2018.....W.....12-0.....N
2020.....W.....6-0 (6).....N

PENN STATE: (FSU LEADS 7-1)

Home: 3-1...Away: 0-0...Neutral: 4-0
1984.....W.....5-0.....N
1992.....W.....7-0.....N
1994.....W.....6-2.....N
1996.....W.....4-3.....N
1998.....W.....3-0.....H
2002.....W.....4-0.....H
2003.....L.....3-4 (11).....H
2004.....W.....8-0.....H

PORTLAND STATE: (FSU LEADS 2-0)

Home: 0-0...Away: 0-0...Neutral: 2-0
2018.....W.....18-1.....N
.....W.....9-0.....N

PRESBYTERIAN: (FSU LEADS 1-0)

Home: 1-0...Away: 0-0...Neutral: 0-0
2013.....W.....8-0.....H

PRINCETON: (FSU LEADS 11-0)

Home: 8-0...Away: 0-0...Neutral: 3-0
1990.....W.....5-0.....H
.....W.....6-0.....H
1991.....W.....4-3.....N
1992.....W.....7-0.....H
.....W.....2-1.....H
1994.....W.....2-1.....H
2000.....W.....4-3.....H
.....W.....2-0.....H
2002.....W.....5-1.....N
2003.....W.....5-1.....N
2017.....W.....3-0.....H^

PROVIDENCE: (PROVIDENCE LEADS 1-0)

Home: 0-0...Away: 0-0...Neutral: 0-1
1994.....L.....0-4.....N^

PURDUE: (FSU LEADS 5-1)

Home: 1-1...Away: 0-0...Neutral: 4-0
1998.....W.....8-1.....N
.....W.....5-4.....N
.....L.....0-1.....H
2009.....W.....8-0.....H
2014.....W.....2-1.....N
.....W.....4-1.....N

QUINCY COLLEGE: (FSU LEADS 2-0)

Home: 2-0...Away: 0-0...Neutral: 0-0
1985.....W.....4-2.....H
.....W.....1-0.....H

RADFORD: (FSU LEADS 4-2)

Home: 2-0...Away: 0-0...Neutral: 2-2
1984.....W.....8-0.....N
2005.....W.....4-0.....H
2007.....W.....2-1.....H
2010.....W.....10-1.....N^
.....L.....2-3.....N^
2012.....L.....2-3.....N

RHODE ISLAND: (FSU LEADS 3-0)

Home: 3-0...Away: 0-0...Neutral: 0-0
1991.....W.....6-0.....H
1993.....W.....10-0.....H
2004.....W.....11-0.....H

RIDER COLLEGE: (FSU LEADS 2-0)

Home: 2-0...Away: 0-0...Neutral: 0-0
1984.....W.....10-0.....H
.....W.....4-0.....H

ROBERT MORRIS: (FSU LEADS 5-1)

Home: 4-0...Away: 0-0...Neutral: 1-1
1992.....W.....1-0.....H
.....W.....14-1.....H
1994.....L.....0-1.....N
1995.....W.....3-0.....N
1998.....W.....4-1.....H
2004.....W.....9-1.....H

RUTGERS: (FSU LEADS 7-1)

Home: 5-0...Away: 0-0...Neutral: 2-1
1985.....W.....4-0.....H
1986.....W.....3-0.....H
1987.....W.....4-0.....N
1992.....W.....1-0.....H
.....W.....8-4.....H
2002.....W.....5-1.....N
2003.....W.....6-0.....H
2012.....L.....0-1.....N

SACRAMENTO STATE: (FSU LEADS 1-0)

Home: 0-0...Away: 0-0...Neutral: 1-0
1991.....W.....4-0.....N

SAGINAW VALLEY STATE: (FSU LEADS 3-0)

Home: 2-0...Away: 0-0...Neutral: 1-0
1984.....W.....1-0.....H
.....W.....7-2.....H
1985.....W.....6-0.....N

ST. JOHN'S: (FSU LEADS 5-1)

Home: 4-1...Away: 0-0...Neutral: 1-0
2002.....W.....8-3.....H
2004.....W.....7-4.....H
2006.....W.....7-2.....H
2011.....L.....5-11.....H
2012.....W.....5-1.....H
2016.....W.....5-2.....N

ST. JOSEPH'S: (FSU LEADS 3-0)

Home: 3-0...Away: 0-0...Neutral: 0-0
2004.....W.....7-0.....H
.....W.....14-0.....H
2005.....W.....4-0.....H

ST. LOUIS CC: (FSU LEADS 2-0)

Home: 2-0...Away: 0-0...Neutral: 0-0
1984.....W.....15-0.....H
.....W.....11-1.....H

ST. MARY'S (CA): (FSU LEADS 1-0)

Home: 0-0...Away: 0-0...Neutral: 1-0
2014.....W.....12-3.....N

ST. MARY'S (TEXAS): (FSU LEADS 1-0)

Home: 0-0...Away: 0-0...Neutral: 1-0
1986.....W.....2-1.....N

SAM HOUSTON: (SERIES TIED 1-1)

Home: 0-0...Away: 0-0...Neutral: 1-1
1986.....W.....3-2.....N
1990.....L.....0-2.....N

SAMFORD: (FSU LEADS 14-0)

Home: 12-0...Away: 0-0...Neutral: 2-0
1991.....W.....2-1.....H
.....W.....6-0.....H
.....W.....4-0.....N
1992.....W.....10-0.....H
.....W.....7-0.....H
.....W.....4-3.....N
1993.....W.....3-1.....H
.....W.....8-4.....H
1995.....W.....14-0.....H
2006.....W.....7-2.....H
2007.....W.....13-5.....H
.....W.....8-0(6).....H
2019.....W.....13-0.....H
.....W.....13-1.....H

SAN DIEGO STATE: (SAN DIEGO STATE LEADS 3-2)

Home: 0-0...Away: 0-0...Neutral: 2-3
2001.....W.....2-1 (8).....N
2011.....L.....2-10.....N
2012.....L.....0-1.....N^
.....L.....0-1.....N^
2017.....W.....6-4.....N

SETON HALL: (FSU LEADS 1-0)

Home: 0-0...Away: 0-0...Neutral: 1-0
2007.....W.....4-2.....N

SOUTH ALABAMA: (FSU LEADS 7-4)

Home: 3-1...Away: 4-3...Neutral: 0-0
2009.....W.....6-1.....H
2010.....W.....2-0.....A
2011.....W.....6-0.....H
2012.....L.....1-3.....H
2013.....L.....0-4.....A
.....W.....2-1.....A^
.....L.....0-3.....A^
.....W.....7-6 (8).....A^
2018.....L.....1-3.....A
.....W.....14-1.....A
2019.....W.....4-1.....H

SOUTH CAROLINA: (FSU LEADS 27-21)

Home: 14-6...Away: 6-9...Neutral: 6-6
1985.....L.....0-2.....H
.....W.....2-0.....H
1986.....W.....3-0.....A
1987.....L.....0-4.....N
.....L.....0-2.....N
.....W.....1-0 (9).....A
.....L.....1-3.....A
.....L.....0-1.....A
.....W.....2-1.....A
1988.....L.....1-5.....N
.....L.....0-1 (9).....A
.....L.....1-3.....A
1989.....L.....1-2 (10).....N^
1990.....L.....0-2 (9).....H
.....W.....3-0.....H
1991.....L.....3-4.....N
.....W.....4-1.....N
1992.....W.....3-2.....N
.....W.....2-0.....H
.....W.....6-0.....H
.....W.....2-0.....H
1993.....L.....4-6.....A
.....W.....7-0.....A
.....W.....8-0.....A
1994.....L.....2-3.....H
.....W.....3-1.....H
1995.....L.....1-2.....A
.....L.....2-3.....A
.....L.....3-6.....A
.....W.....5-4.....N
.....W.....6-0.....N
1996.....W.....4-2.....N
.....W.....5-1.....H
.....L.....3-5.....H
.....W.....2-1.....H
1998.....L.....0-3.....N
2002.....L.....0-4.....H
2004.....W.....3-1.....N
2005.....W.....4-2.....H
2006.....W.....4-3.....H
.....L.....2-4.....H
2007.....W.....8-3.....H
2015.....W.....4-3.....N
2016.....W.....4-0.....H^
.....W.....2-1.....H^
2017.....L.....2-7.....A
.....W.....3-1.....A
2019.....W.....7-6.....H

SOUTH DAKOTA STATE: (FSU LEADS 2-0)

Home: 2-0...Away: 0-0...Neutral: 0-0
2010.....W.....12-0.....H
.....W.....6-0.....H

SOUTH FLORIDA: (FSU LEADS 1-0)

Home: 1-0...Away: 0-0...Neutral: 0-0
2019.....W.....12-1.....H

SE LOUISIANA: (FSU LEADS 3-0)

Home: 3-0...Away: 0-0...Neutral: 0-0
2003.....W.....4-1.....H
2005.....W.....6-0.....H
2021.....W.....3-0.....H



SERIES RECORDS

SW MISSOURI STATE: (FSU LEADS 2-1)

Home: 2-0...Away: 0-0...Neutral: 0-1
1985...W...4-3...H
1989...W...14-0...H

SOUTHERN ILLINOIS: (FSU LEADS 8-4)

Home: 6-3...Away: 0-0...Neutral: 2-1
1988...W...5-1...H
1989...W...4-2...H
1990...W...4-0...H
1993...W...1-0...H
1996...L...3-4...H
2002...W...2-1...H
2005...L...0-4...H
2007...L...4-1...N
2010...W...9-1...N
2012...W...2-0...N

SOUTHERN MISS: (FSU LEADS 14-5)

Home: 9-4...Away: 2-0...Neutral: 3-1
1984...W...1-0...A
1987...W...13-3...H
1990...W...4-0...N
1999...L...0-1...N
2000...L...0-9...H
2004...W...5-1...H
2007...W...2-0...H
2008...W...6-1...H
2010...L...1-2...H
2013...L...1-2...H
2014...W...5-1...H
2017...W...11-0...H
2018...W...12-0...H

STANFORD: (SERIES EVEN 2-2)

Home: 0-0...Away: 0-0...Neutral: 2-2
1985...W...9-1...N
1998...L...0-1...N*
2013...L...1-3...N
2017...W...8-2...N

STEPHEN F. AUSTIN: (FSU LEADS 5-1)

Home: 1-0...Away: 0-0...Neutral: 3-1
1984...L...0-2...N
1990...W...5-2...N
2009...W...4-3...N
2012...W...10-5...N
2016...W...4-3 (8)...H
2016...W...11-0...H

STETSON: (FSU LEADS 14-1)

Home: 9-0...Away: 2-0...Neutral: 3-1
1985...W...2-1...H
1987...W...7-0...N
1989...L...3-4...N
1994...W...16-0...N
1999...W...6-0...H
1990...W...3-2...H
1994...W...7-0...H
1995...W...5-0...H
1995...W...8-0...H
1996...W...2-0...H
1996...W...1-0...H
2000...W...6-2...H
2000...W...2-0...A
2000...W...8-2...A

SUSQUEHANNA: (FSU LEADS 2-0)

Home: 2-0...Away: 0-0...Neutral: 0-0

1985...W...11-0...H
1985...W...8-2...H

TEMPLE: (FSU LEADS 12-1)

Home: 6-0...Away: 0-0...Neutral: 6-1
1985...W...2-0...H
1986...W...3-0...H
1986...W...7-0...N
1987...W...2-0...N
1987...L...0-1 (8)...N
1988...W...6-3...N
1988...W...5-0...N
1988...W...3-0...H
1988...W...2-0...H
1989...W...4-3...N
1989...W...2-1...H
1989...W...8-2...H
1989...W...3-1...N

TENNESSEE: (UT LEADS 5-2)

Home: 0-0...Away: 1-2...Neutral: 0-3
2006...L...0-1...N
2008...L...5-8...N
2015...L...1-4...N
2019...L...2-3...A6
2019...W...6-1...A6
2019...L...2-1...A6
2019...W...5-2...N

UT-CHATTANOOGA: (FSU LEADS 9-0)

Home: 4-0...Away: 2-0...Neutral: 3-0
1996...W...5-2...N
1997...W...3-1...H
2000...W...1-0...A
2000...W...2-1...A
2001...W...4-1...H
2002...W...3-2 (10)...H
2002...L...1-0 (8)...N*
2008...W...5-3...N*
2012...W...1-0...H

TENNESSEE STATE: (FSU LEADS 1-0)

Home: 1-0...Away: 0-0...Neutral: 0-0
2013...W...8-0...H

TENNESSEE TECH: (FSU LEADS 5-1)

Home: 2-0...Away: 0-0...Neutral: 3-1
1986...W...8-0...N
1986...W...11-1...N
1987...W...10-0...N
2007...L...9-8 (8)...N
2012...W...5-2...H
2012...W...8-0...H

TEXAS: (UT LEADS 7-4)

Home: 1-0...Away: 1-3...Neutral: 2-4
1998...L...1-9...N
2000...L...0-1...N
2002...W...1-0...H
2004...L...2-4...N
2004...W...2-1...N
2005...L...2-7...N
2009...L...2-3...A
2009...W...6-4...A
2013...W...2-0...N
2013...L...2-3...A*
2013...L...0-4...A*

TEXAS A&M: (TEXAS A&M LEADS 6-4)

Home: 1-1...Away: 0-1...Neutral: 3-4
1984...L...2-6...N
1985...L...1-2...A
1986...W...1-0...N
1988...L...0-1...N*
1990...W...3-1...N
1990...W...5-0...N*
1994...L...3-7...H
2004...W...8-0...H
2008...L...0-7...N
2017...L...0-2...N

TEXAS-ARLINGTON: (UTA LEADS 1-0)

Home: 0-0...Away: 0-0...Neutral: 0-1
1990...L...0-2...N

TEXAS STATE: (FSU LEADS 2-0)

Home: 0-0...Away: 2-0...Neutral: 0-0
2018...W...4-2...A
2018...W...8-0...A

TEXAS TECH: (TEXAS TECH LEADS 4-1)

Home: 0-0...Away: 0-0...Neutral: 1-4
2000...W...3-0...N
2002...L...1-4 (8)...N
2003...L...7-8 (9)...N
2003...L...0-1...N*
2010...L...1-2...N

TOLEDO: (FSU LEADS 9-1)

Home: 7-1...Away: 0-0...Neutral: 2-0
1985...W...3-2...H
1986...W...4-0...H
1987...L...0-3...H
1987...W...9-6...H
1991...W...8-1...H
1993...W...11-0...H
1999...W...4-0...H
1999...W...9-1...H
2019...W...5-4...N

TROY: (FSU LEADS 30-12-1)

Home: 22-7...Away: 8-4-1...Neutral: 0-1
1985...W...3-1...H
1985...W...3-0...H
1996...W...5-2...H
1996...L...1-2...H
1997...W...3-2...A
1998...L...1-1...A
1998...L...0-5...H
1998...W...5-4...H
1999...W...6-1...H
2000...W...7-0...H
2000...W...2-1...H
2001...W...11-0...H
2001...W...1-0...A
2002...L...1-2...A
2002...L...2-4...N
2002...W...7-2...H
2003...W...9-1...H
2003...W...8-3...A
2004...W...7-1...A
2004...W...11-2...H
2005...W...6-2...H
2005...L...3-5...A
2005...L...1-3...A
2006...W...4-3...H
2006...L...2-4...H
2007...W...5-3...A
2007...W...4-2...A
2008...L...1-3...H
2008...L...0-3...H
2009...W...3-2...H
2009...W...2-0...H
2009...W...6-0...H
2012...W...1-0...H
2012...L...3-4...A
2013...W...12-6...H
2013...L...3-6...H
2015...W...8-0...H
2015...L...4-6...H
2017...W...9-3...A
1990...W...2-0...A
2018...W...12-2...H
2019...W...9-1...H
2019...W...4-1...H

TULSA: (TULSA LEADS 2-1)

Home: 0-2...Away: 1-0...Neutral: 0-0
2013...L...2-3 (8)...H
2016...L...1-4...H
2016...W...8-0...A

UAB: (FSU LEADS 6-1)

Home: 5-0...Away: 0-0...Neutral: 0-1
2002...W...9-0...H
2002...W...5-3...H
2011...W...4-1...H
2011...L...0-2...N*
2016...W...13-1...N*
2016...W...10-0...H
2016...W...10-0...H

UCF: (FSU LEADS 22-5)

Home: 11-2...Away: 10-3...Neutral: 1-0
2002...W...10-2...N
2003...W...2-1(9)...H
2004...W...2-0...H
2004...W...3-2...A
2005...L...1-2...H
2006...W...1-0...H
2006...W...2-0...A
2007...W...8-2...A
2007...L...0-1(12)...H
2008...W...8-3...H
2008...L...0-2...A
2010...L...1-4...A
2010...W...6-1...A
2011...L...1-2...A
2012...W...6-2 (9)...H
2013...W...10-3...A
2014...W...6-1...H
2015...W...2-1...H*
2015...W...5-0...H*
2016...W...7-1...H*
2017...W...4-0...A
2019...W...2-1...A
2019...W...9-3...A
2020...W...8-3...A
2021...W...3-0...H*
2021...W...2-0...H*

UCLA: (UCLA LEADS 11-8)

Home: 0-0...Away: 1-0...Neutral: 8-10
1990...L...1-3...N%
1991...L...2-5...N
1991...L...0-1...N%
1994...L...0-3...N%
1996...L...0-4...N
2000...L...0-3...N
2002...L...1-6...N*
2002...L...1-7...N*
2002...W...2-1 (9)...N%
2012...W...2-1...N*
2015...W...5-1...N
2016...W...3-0...A
2017...W...8-4...N%
2017...W...2-1...N
2018...L...4-7...N%
2018...W...3-1...N%
2020...W...12-6...N%
2020...L...2-3...N
2021...L...0-4...N%

ULM: (FSU LEADS 3-0-1)

Home: 1-0...Away: 0-0-1...Neutral: 2-0
1984...T...0-0...A
1985...W...1-0...N
1988...W...10-1...N
1988...W...5-1...H

UNLV: (FSU LEADS 5-1)

Home: 0-0...Away: 0-0...Neutral: 5-1
1990...W...4-1...N%
1991...W...3-1...N%
1992...W...4-0...N*
1996...L...2-3...N
1999...W...9-6...N
2004...W...2-1...N

SERIES RECORDS

USC UPSTATE: (FSU LEADS 1-0)

Home: 1-0...Away: 0-0...Neutral: 0-0
2015.....W.....2-0.....H

USF: FSU LEADS (40-13)

Home: 14-4...Away: 16-7... Neutral: 10-2
1985.....W.....2-1.....A
.....L.....3-4.....H
.....W.....2-1.....H
.....W.....2-1.....H
.....L.....1-2.....H
.....W.....1-0.....A
.....W.....1-0.....A
1986.....W.....1-0.....H
.....W.....2-1.....H
.....W.....3-0.....N
1987.....L.....3-7.....A
.....W.....5-4.....N
.....L.....0-2.....N
.....W.....1-0.....N
1988.....W.....2-1.....A
.....W.....8-5 (11).....A
.....W.....8-1.....A
1989.....W.....4-2.....H
.....W.....8-1.....H
.....W.....2-0.....N
1990.....W.....2-1.....A
.....W.....4-1.....A
.....W.....2-0.....A
1991.....W.....2-0.....A
.....L.....0-2.....A
.....W.....6-5.....N
.....W.....2-0.....N
1992.....W.....5-1.....A
.....W.....3-0.....A
.....W.....1-0.....H
1993.....W.....10-0.....H
.....W.....7-0.....H
.....W.....1-0.....N
1994.....W.....2-0.....N
.....W.....4-2.....A
.....W.....6-5.....A
1995.....W.....4-0.....H
.....L.....3-4.....H
.....L.....0-3.....N
1996.....W.....1-0.....A
.....L.....1-4.....A
.....W.....3-1.....N^A
.....W.....6-0.....N^A
1997.....L.....3-4.....H
.....L.....1-3.....H
1998.....W.....2-1.....A
.....L.....2-3.....A
1999.....L.....1-2.....A
.....W.....5-1.....H
2012.....L.....1-2.....A
2014.....W.....2-0 (11)^A.....H
.....W.....2-1.....H

UTAH: (UTAH LEADS 8-5)

Home: 3-1...Away: 0-1...Neutral: 2-6
1986.....L.....2-6.....N
1988.....W.....3-0.....N
.....L.....4-8.....N
1993.....L.....2-3.....N
1997.....L.....2-6.....N
1998.....W.....2-1.....N
.....L.....1-4.....N
1999.....L.....1-5.....N
2005.....L.....5-8.....A
2011.....L.....4-5.....H
.....W.....7-3.....H
2016.....W.....6-2.....H6
.....W.....3-0.....H6

UTAH STATE: (FSU LEADS 3-1)

Home: 0-0...Away: 0-0...Neutral: 3-1
1985.....L.....0-2.....N
1994.....W.....5-3.....N
1996.....W.....6-5.....N
1999.....W.....12-3.....N

UTEP: (FSU LEADS 1-0)

Home: 0-0...Away: 0-0...Neutral: 1-0
2014.....W.....8-0.....N

VALPARAISO: (FSU LEADS 3-0)

Home: 2-0...Away: 1-0...Neutral: 0-0
1986.....W.....5-0.....H
.....W.....2-0.....H
2016.....W.....16-5.....A

VILLANOVA: (VILLANOVA LEADS 2-0)

Home: 0-0...Away: 0-0...Neutral: 0-2
2000.....L.....2-3.....N
2020.....L.....6-9.....N

WASHINGTON (SERIES TIED 7-8)

Home: 0-1...Away: 0-0...Neutral: 7-7
1986.....L.....6-13.....N
.....L.....1-3.....N
1997.....L.....3-8.....N
1998.....W.....1-0.....N
2002.....L.....4-6.....H
.....W.....3-2.....N
2004.....W.....7-1.....N
.....W.....2-0.....N[%]
2007.....W.....3-1.....N
2008.....L.....3-4.....N
2009.....L.....1-4.....N
2013.....L.....0-2.....N
2018.....W.....1-0.....N[%]
2020.....W.....8-3.....N[%]
.....L.....0-7.....N

WEST FLORIDA: (FSU LEADS 47-4)

Home: 21-2...Away: 24-2...Neutral: 2-0
1983.....W.....10-4.....A
.....W.....10-9.....A
.....W.....3-1.....N
.....W.....17-4.....H
.....W.....5-1.....N
1986.....W.....5-0.....H
.....W.....6-0.....H
.....W.....3-0.....A
.....W.....5-1.....A
1987.....W.....1-0.....A
.....W.....4-0.....A
1988.....W.....1-0 (8).....H
.....W.....1-0.....H
.....W.....5-3.....A
.....L.....1-2.....A
1989.....W.....3-2 (10).....H
.....L.....1-5.....H
.....W.....3-2.....A
.....W.....3-0.....A
1990.....W.....1-0.....H
.....W.....1-0.....H
.....W.....2-0 (11).....A
.....W.....6-0.....A
1991.....W.....4-3.....H
.....L.....0-5.....H
.....W.....1-0.....A
.....W.....7-0.....A
1992.....W.....2-0.....H
.....W.....2-0.....H
.....W.....6-0.....A
.....W.....11-2.....A
1993.....W.....6-1.....H
.....W.....3-1.....H
.....W.....5-0.....A
.....W.....7-0.....A
1994.....W.....10-0.....H
.....W.....5-0.....H
.....L.....1-4.....A
.....W.....8-0.....A
1995.....W.....8-0.....A
.....W.....3-2.....A
.....W.....9-3.....H
.....W.....3-0.....H
1996.....W.....8-0.....H
.....W.....8-0.....H
.....W.....6-0.....A
.....W.....10-0.....A
1998.....W.....9-3.....A
.....W.....10-6.....A
.....W.....2-1.....H

.....W.....5-3.....H

WESTERN CAROLINA: (FSU LEADS 3-0)

Home: 1-0...Away: 0-0...Neutral: 2-0
1981.....W.....1-0.....N
.....W.....13-9.....N
2012.....W.....9-1.....H

WESTERN ILLINOIS: (FSU LEADS 8-3)

Home: 5-2...Away: 0-0...Neutral: 3-1
1984.....L.....1-3.....H
.....W.....3-1.....H
1985.....W.....1-0.....H
.....W.....9-0.....N
1986.....W.....11-0.....H
.....L.....4-6.....H
1989.....W.....5-2.....N
1991.....W.....2-1.....N
.....W.....2-1.....H
1999.....L.....0-1.....N
2006.....W.....11-6.....H

WESTERN KENTUCKY: (FSU LEADS 1-0)

Home: 1-0...Away: 0-0...Neutral: 0-0
2015.....W.....2-1.....H

WESTERN MICHIGAN (FSU LEADS 1-0)

Home: 1-0.....Away: 0-0.....Neutral: 0-0
2006.....W.....2-1.....H

WICHITA STATE: (FSU LEADS 1-0)

Home: 0-0...Away: 0-0...Neutral: 1-0
1990.....W.....1-0.....N

WINTHROP: (FSU LEADS 6-0)

Home: 2-0...Away: 0-0...Neutral: 4-0
1987.....W.....8-0.....N
1991.....W.....4-1.....N
.....W.....2-0.....H
.....W.....4-1.....N
1992.....W.....3-1.....N
2003.....W.....1-0.....H

WISCONSIN: (FSU LEADS 6-1)

Home: 2-1...Away: 0-0...Neutral: 4-0
1997.....L.....3-12.....H
2000.....W.....3-0.....N
.....W.....6-5.....N
2011.....W.....7-1.....H
.....W.....9-0.....H
2012.....W.....6-2.....N
.....W.....2-1.....N

WRIGHT STATE: (FSU LEADS 1-0)

Home: 0-0...Away: 0-0...Neutral: 1-0
1998.....W.....8-3.....N

YALE: (FSU LEADS 1-0)

Home: 0-0...Away: 0-0...Neutral: 1-0
1995.....W.....11-1.....N

YOUNGSTOWN STATE: (FSU LEADS 4-0)

Home: 4-0...Away: 0-0...Neutral: 0-0
1997.....W.....8-2.....H
.....W.....6-3.....H
1998.....W.....1-0.....H
.....W.....10-2.....H

* ACC Conference game
ACC Championship game
^ NCAA Regional game
6 NCAA Super Regional game
% NCAA Women's College World Series



UNIVERSITY & ATHLETIC ADMINISTRATION



RICHARD MCCULLOUGH
UNIVERSITY PRESIDENT



MICHAEL ALFORD
DIRECTOR OF ATHLETICS



CINDY HARTMANN
DEPUTY DIRECTOR OF ATHLETICS FOR
ADMINISTRATION



ROSS COBB
SENIOR ASSOCIATE
ATHLETICS DIRECTOR/CFO



VANESSA FUCHS
SENIOR ASSOCIATE
ATHLETICS DIRECTOR/SWA



JIM CURRY
SENIOR ASSOCIATE ATHLETICS DIRECTOR



MICHELLE OSBORNE
SENIOR ASSOCIATE ATHLETICS
DIRECTOR FOR GOVERNANCE &
COMPLIANCE



DR. MIKE BRADY
FACULTY ATHLETICS
REPRESENTATIVE



JASON DENNARD
ASSOCIATE ATHLETICS DIRECTOR
FOR NEW REVENUE GENERATION AND
MARKETING



ROB WILSON
ASSOCIATE ATHLETICS DIRECTOR FOR
COMMUNICATIONS

2021-22 FLORIDA STATE BOARD OF TRUSTEES



Peter Collins, Chair



Maximo
Alvarez



Kathryn
Ballard



Dr. Eric
Chicken



Vivian de las
Cuevas-Diaz



Jorge
Gonzalez



Jim W.
Henderson



Nastassia "Tazzy"
Janvier



Craig
Mateer



Deborah Sargeant



Bob
Sasser



John
Thiel



Drew
Weatherford



MEDIA INFORMATION

A NOTE TO THE MEDIA, FANS AND OPPONENTS

Florida State Assistant Sports Information Director Bret Clein is ready to assist you with any questions or requests you may have about the 2021 Seminole softball program, almanac, coaches and student-athletes. Please do not hesitate to contact the FSU Sports Information office if we can further assist you.

PLAYERS & COACHES INTERVIEWS

All players and coaches interviews should be arranged through the sports information office by contacting Bret Clein at (954) 802-4770 at least 24 hours in advance. Student-athlete's phone numbers will not be released. Media may not contact any student-athlete through the use of social media, including Facebook and Twitter.

HOW TO COVER THE SEMINOLES

Members of the media are supplied with weekly press releases, including updated statistics, as well as conference and national rankings and information on upcoming games. This information may be obtained in the sports information office and will be updated after every game at www.seminoles.com.

WHERE THE HOME GAMES WILL BE

All of the 2021 softball home games take place on JoAnne Graf Field at the Seminole Softball Complex (capacity 1,000). Media should notify the sports information office prior to home games if they plan to attend. Any accredited photographer wishing to shoot the matches must check in with Bret Clein prior to game day.

SEASON AND SINGLE-GAME TICKETS

For the first time under head coach Lonni Alameda, Florida State will sell season and single-game tickets at the Seminole Softball Complex. Season tickets are \$125 for general admission seats down the first and third base lines. Single-game tickets will be available throughout the season for \$10 for adults and \$7 for children aged 3-18. FSU Students will get in for free.

FSU ON THE WEB

All the game stories, updated stats, weekly releases and Seminole softball news you could ever ask for is available 24 hours a day, 365 days a year at Seminoles.com. The official FSU athletics Web site is your first stop for all the information you could ever need on the Seminole softball team and is updated immediately following each game.

FOLLOW FSU SOFTBALL ON SOCIAL MEDIA

Media and fans are encouraged to follow @FSU_Softball on the team's official Twitter page and Facebook ([Facebook.com/FSUsoftball](https://www.facebook.com/FSUsoftball)) for instantaneous information surrounding the squad. FSU softball also has accounts on Snapchat ([fsu_softball](https://www.snapchat.com/add/fsu_softball)) and Instagram ([fsusoftball](https://www.instagram.com/fsusoftball)). Throughout the 2021 regular season, in-game tweeting will be provided in addition to livestats on [Statbroadcast.com](https://www.statbroadcast.com).

SPORTS INFORMATION DIRECTORY



Bret Clein
Assistant SID/Softball



Elliott Finebloom
Asst. AD/SID & Digital Media



Chuck Walsh
Deputy SID



Derek Satterfield
Sr. Assoc. Communications
Director



Christa Salerno
Assistant SID



Steve Stone
Assistant SID



Steven McCartney
Assistant SID



Tim Hofmann
SID Asststant

Contact Us At: Phone: 850-644-1403 / Fax: 850-644-3820

Address Inquiries To:

Florida State Sports Information
PO Drawer 2195
Tallahassee, FL 32316

Ship Overnight Packages To:

Florida State Sports Information
403 Stadium Drive West, Room D0107
Tallahassee, FL 32306

DIGITAL MEDIA DIRECTORY



Layne Herdt
Assistant Director




Leo Georgi
Creative Video Content
Producer



Kelsey Wicinski
Social Media Coordinator



2022 TEAM PHOTO ROSTER



1

Hallie Wacaser
R-FR - OF
Centerton, Ark.



2

Maegan Tomlinson
SR - OF
Tallahassee, Fla.



3

Bethaney Keen
GR - INF
Bradenton, Fla.



4

Jahni Kerr
R-FR - OF
Mableton, Ga.



5

Brooke Blankenship
FR - INF
Hudson, Fla.



6

Kaley Mudge
JR - OF
Winter Springs, Fla.



7

Kiersten Landers
R-JR - OF
Scott Depot, W.V.



8

Kalei Harding
SO - C/UT
Murfreesboro, Tenn.



9

Devyn Flaherty
JR - INF
Sarasota, Fla.



10

Josie Muffley
SR - SS
Portage, Mich.



11

Carson Saabye
SO - INF
Monument, Colo.



12

Amaya Ross
FR - INF
Jacksonville, Fla.



13

Mack Leonard
GR - P
Normal, Ill.



14

Autumn Belviy
R-FR - OF
San Diego, Calif.



16

Ali DuBois
SR - P
Torrington, Conn.



17

Emma Wilson
JR - P/UT
Dallas, Ga.



20

Kaia LoPrete
JR - C
Brandon, Fla.



22

Brianna Enter
JR - P
Green Cove Springs, Fla.



24

Sydney Sherrill
FR - INF
Moore, Okla.



26

D'Aun Riggs
SO - OF
Fort Walton Beach, Fla.



27

Krystina Hartley
FR - INF
St. Petersburg, Fla.



28

Chloe Culp
R-SO - 1B/C
Tallahassee, Fla.



31

Danielle Watson
GR - P
Osceola, Ind./Louisville



32

Kathryn Sandercock
SR - P
McLean, Va.



33

Morgan Kendrick
FR - P
Fleming Island, Fla.



51

Michaela Edenfield
R-FR - C
Sneads, Fla.



88

Katie Bright
FR - C
Palm Harbor, Fla.



HG

Lonni Alameda
Head Coach



AG

Travis Wilson
Assistant Coach



AG

Troy Cameron
Assistant Coach