

2021 Florida State

Women's Softball

Record Book

# TABLE OF CONTENTS



## 2021 Florida State Softball

Table of Contents.....	1	Assistant Coach Travis Wilson.....	41
This is FSU: Tradition.....	2	Assistant Coach Troy Cameron.....	43
This is FSU: Community/Academics.....	3	Softball Support Staff.....	44
This is FSU: Facilities.....	4		
This is FSU: Softball Coaches Club.....	5	<b>2020 Review</b>	
#FSACC (Five Core Values).....	6	2020 Final Statistics.....	45
2018 National Champions.....	7	2020 Team Game Highs.....	46
2016 WCWS.....	8	2020 Individual Game Highs.....	47
2014 WCWS.....	9	2020 Game-By-Game Results.....	48
Play For Those Who Can't.....	10	Last Time It Happened.....	49
2021 Softball Quick Facts.....	11		
2021 Roster.....	12	<b>History of the Program</b>	
<b>Student-Athletes</b>		Hall of Fame & All-Americans.....	50
Cayland Arnold.....	13	Honors and Awards.....	51
Cassidy Davis.....	14	All-Time Letterwinners.....	55
Dani Morgan.....	16	Pro & International Players.....	56
Anna Shelnutt.....	18	1981 & 1982 National Champions.....	57
Elizabeth Mason.....	20	Dr. JoAnne Graf.....	58
Sydney Sherrill.....	22		
Danielle Watson.....	24	<b>Results &amp; Records</b>	
Josie Muffley.....	25	NCAA Records.....	59
Kathryn Sandercock.....	26	Team & Individual Records.....	61
Kaley Mudge.....	27	All-Time Top 10.....	62
Devyn Flaherty.....	28	Single Season Top 10.....	63
Kiersten Landers.....	29	Yearly Leaders.....	64
Maegan Tomlinson.....	30	Yearly Team Statistics.....	66
Kaia LoPreste.....	31	All-Time Postseason Results.....	68
Chloe Culp.....	32	Year By Year Results.....	69
Brianna Enter.....	33	Series Records.....	80
Wacaser/Kerr/Harding.....	34	<b>Florida State Information</b>	
Saabye/Belviy/Wilson.....	35	University Administration.....	90
Prasad/Riggs/Edenfield.....	36	Media Information.....	91
		2021 Team Photo Roster.....	92
<b>Coaching Staff</b>			
Head Coach Lonni Alameda.....	37		



### CREDITS

*The 2021 Florida State Softball Almanac is a publication of the FSU Sports Information Office. Written and edited by Bret Clein. Page layout by Bret Clein. Featured photographers: Ryals Lee, Maury Neipris, NCAAPhotos, Phil Kelly, Steve Moakley, Larry Novey, Jordan Culver/Tallahassee Democrat, Perrone Ford, Colin Abbey, Don Juan Moore and Ross Obley.*



1981, 1982 AIAW NATIONAL CHAMPIONS • 2018 NCAA NATIONAL CHAMPIONS • 51 ALL-AMERICANS

# THIS IS FLORIDA STATE SOFTBALL

## A WORLD-CLASS PROGRAM BUILT ON TRADITION



Florida State has been a mainstay in the collegiate softball scene since being one of the pioneer programs of the sport in 1978. Over the last 43 years, the Seminole program has done its part to help grow the game exponentially in that time span by churning out numerous All-America players, staffing quality coaches and stringing together many impressive seasons, including 10 trips to the Women's College World Series as well as the 2018 NCAA National Championship and the 1981 & 1982 AIAW National Championships.

With the 2021 season marking head coach Lonni Alameda's 13th as the Seminole skipper, the direction of the program remains on the right path. Forty-win seasons continue to be a staple of the program, with 36 in the program's 43 years, including 19 50-win seasons. NCAA Championship appearances are always expected, with the Seminoles being one of just nine schools to make an NCAA Regional in every year since 2000.

Historically, there are not many programs that can match the numbers put up by Florida State: 17 Atlantic Coast Conference titles, 10 NCAA Women's College World Series appearances, one NCAA national championship, two AIAW national titles, 34 All-Americans with 51 total All-America honors and 32 NCAA Championship appearances.

Being a Florida State softball student-athlete does not mean the sole focus is just on the field. Joining the program puts you in an instantaneous family that is fostered by a fun-loving coaching staff that brings out the best in each player through team-building activities.

In addition to the years of tradition etched in the Florida State softball program, the concept of team never holds a greater meaning than for those dressed in Garnet and Gold. Led by Alameda's fun yet focused approach, Florida State softball student-athletes leave their careers with life-long memories.







10 WCWS APPEARANCES • 17 ACC CHAMPIONSHIPS • 32 NCAA APPEARANCES

# THIS IS FLORIDA STATE SOFTBALL

## COMMUNITY AND ACADEMIC PRIORITIES



### Community and Academic Success

- Seminole Softball completed over 1,000 hours of community service in the last academic year; a testament to the hard work and commitment of the FSU softball coaches and players.
- The Seminoles recorded a 100 percent participation rate in a variety of activities, including Literacy Week, National Student-Athlete Day, Miracle League Softball, as well as meeting with cancer patients at Tallahassee Memorial Healthcare.
- The Noles also "adopted" Madison Marshall in 2016 through a partnership with the Friends of Jaclyn Foundation. The 16-year old from Clarksville, Fla., found out she had brain cancer in 2015.
- Florida State Softball also adopted Hayden Stone in 2019 through the Friends of Jaclyn Foundation, after hearing about her recent diagnosis with a soft-tissue cancer.
- FSU earned the Athletic Director's Cup For Service award in 2014, 2015 and 2018, given to the program with the highest amount of community service hours per student-athlete.
- A team leadership group, known as The Tribe, meets weekly to help promote group activity among the team. The leadership council helps coordinate activities such as Dugout Club Socials, seasonal newsletters, community service activities and more.
- The program carries several All-ACC Academic Honor Roll students, All-ACC Academic team members, postgraduate scholarship winners, CoSIDA/ESPN All-District and All-American performers.
- The Seminoles placed five student-athletes on the 2019 All-ACC Academic Softball Team - Cassidy Davis, Carsyn Gordon, Dani Morgan, Anna Shelnutt and Kathryn Sandercock.
- Florida State has been recognized three times in the last eight years with the ACC Scholar-Athlete of the Year award for success both on and off the field - Kelly Hensley (2013), Alex Powers (2017) and Kylee Hanson (2018).
- Tessa Daniels earned the NCAA's Elite 90 Award in 2018 for holding the highest GPA of any student-athlete at the Women's College World Series.





1981, 1982 AIAW NATIONAL CHAMPIONS • 2018 NCAA NATIONAL CHAMPIONS • 51 ALL-AMERICANS


# THIS IS FLORIDA STATE SOFTBALL

## FACILITIES SECOND TO NONE



### The Seminole Softball Complex

- Known as one of NCAA softball's best venues, JoAnne Graf Field at the Seminole Softball Complex is a modernized athletic facility that caters quite well to student-athletes, coaches and fans. Since opening in 1999, Florida State has enjoyed the benefits of playing on their home field. The Seminoles have recorded 554 victories in their 20 years at JoAnne Graf Field.
- The complex's unique design was featured in Athletic Business Magazine's 2002 Architectural Showcase. Approaching nearly 12,000 square feet, the FSU Softball batting facility is functional, unique and aesthetically pleasing. The facility, which was awarded the 2011 AIA Tallahassee Chapter Design Achievement Honor Award, is endorsed for its combination of external features, comfortable nature and multiple purposes within the sport of softball.
- The near million dollar facility that was spear-headed by architects Lewis + Whitlock is a beacon for future player development, while providing safety from inclement weather. The updated batting cage facility allows for training in any kind of weather or environment. There are four batting cages and four bullpen slots on the ground floor, while the second floor is an open space with artificial turf that can be used in multiple ways.
- The Mary Ann Stiles & Barry Smith team building is the home of the Florida State softball and soccer teams. It houses the coaches' offices, which overlook the soccer and softball fields, a reception area, large team and coaches locker rooms, a visiting team locker room and training and equipment rooms. One of FSU's most celebrated and renowned alumni couples, Mary Ann Stiles and Barry Smith epitomize the ultimate in professional and athletic achievement. A pioneer in fundraising for women's athletics, Mary Ann Stiles was among the first Golden Chiefs to financially support the women's programs at Florida State. Barry Smith was instrumental in building the Varsity Club and was one of the first inductees into FSU's Hall of Fame. The second floor includes additional office space, meeting rooms, tradition space, a classroom furnished with transferable desks and chairs, dry-erase boards, projection screen.
- In 2015, FSU finished remodeling the lower level, complete with an all-new locker room, as well as an updated training room with brand new contrast baths.
- In 2020, a new shade structure was installed over the chairback seats to shield the fans from the elements. Over \$1.8 million was raised from donors for the project to continue to improve the fan experience and create a true home-field advantage for the Seminoles.







10 WCWS APPEARANCES • 17 ACC CHAMPIONSHIPS • 32 NCAA APPEARANCES

# THIS IS FLORIDA STATE SOFTBALL

## SOFTBALL COACHES CLUB



### FSU Softball Coaches Club

• The Seminole Boosters Coaches Clubs provides alumni and fans of Florida State Athletics an exclusive opportunity to direct their financial support to the head coach and team of their choice. Every dollar given to the Softball Coaches Club is immediately directed to the program of your designation in order to provide funds for urgent needs not covered in the team's annual budget.

• As our way of saying thank you for supporting our programs and becoming a member of the Coaches Clubs, we make a simple promise: We are here to serve our teams and serve the members that support them. In addition, we also offer several benefits depending on the sport and donation level.

• Membership in the FSU Softball Coaches Club is the only way to secure tickets in the home plate section at JoAnne Graf Field.

The 2021 events for the Softball Coaches Club and Alumni are:

- Fan Day - February 6
- Legacy and Legends Weekend - March 19-21
- Senior Send-Off - April 30-May 2

• If you have any questions about joining the Coaches Club or would like some more information on membership, please do not hesitate to contact **Cristian Gonzalez Mendez** (Director of Coaches Clubs) at [cgonzalezmendez@fsu.edu](mailto:cgonzalezmendez@fsu.edu) or **(850) 645-9836**. We would love to hear from you and to have the opportunity to speak with you about how you can make a positive impact in the lives of our student-athletes by becoming a Coaches Clubs member!





# #FSACC

## FIVE CORE VALUES OF FLORIDA STATE SOFTBALL

# F

**FAMILY** - When you play softball at Florida State, you don't just play for a team, you play for a family. Each person cares for their teammates as if they were a sister, committing to each other through thick and thin. As members of an extended softball family, each one motivates the other and enjoys seeing them succeed. When issues arise, communication is key and allows for a loving relationship that creates a bond that results in an entire team of student-athletes fighting for each other, both on and off the field to be the best they can be.

# S

**SMART** - Being smart, in a wide variety of disciplines, is a cornerstone of the Florida State softball program. In school, it allows you to achieve a degree and plan for a future after softball. At practice, it means training with a purpose, honing your skills and gaining experience by not just going through the motions. In the game, it means having a plan at plate offensively or a pitching and defensive shift plan for opposing hitters based on various scouting reports. Off the field, it means making wise decisions with time management and other activities to be able to be at your best.

# A

**AGGRESSIVE** - You aren't just given things in life, you must aggressively pursue your dreams in order to achieve them. Being aggressive means taking that extra base on a ball in the gap, stealing second when you need to get a runner into scoring position, heading to your teacher's office hours to talk about things you may not have understood in class, going after a hitter with your best pitch in the best location and challenging yourself to become the best you can be because you are passionate about helping the team succeed.

# C

**COMPETITIVE** - A team-based sport is one of the most competitive dynamic there is in life. To be successful, you need to be competitive in many areas. We strive to be competitive on the field, winning individual games, along with conference and national championships. We are competitive with each other on the team, knowing that we make each other better as each one raises their level of skill and accomplishments. We are also competitive off the field, in the classroom and in the workforce as there are many who would seek to be where we are, but only few will attain it.

# C

**COMMITTED** - The previous four core values mean nothing unless everyone is committed to it. Obstacles and challenges will come up. Losses on the field and issues off of it will occur and cause problems that will need to be addressed. But when we are committed - to each other, to the team, to the goals that have been set - very little can disrupt our goals and pursuits. A unified force with a united passion is very difficult to stop and our commitment to the vision and the process will enable us to be successful.



### Core Values Shape Culture

- The Seminole Softball team has incorporated these values into all areas of team life, both on and off the field.
- Each fall since 2015, FSU has experienced "The Program", a two-day boot camp event where the team has worked on communication, problem solving, endurance, perseverance, paying attention to details and teamwork while accomplishing tasks on the field, at a pool, on the beach, in the woods, among others.
- Each year, the team has been able to build trust within the team by attaining goals and going through the physical and mental adversity that The Program imposes on them as a collective team and unit.
- The Seminoles also start each game and practice at "The GATE", which at JoAnne Graf Field is a physical gate, but it helps to focus on being present for the team, allowing outside distractions to stay outside and to "Give your **A**ll to the **T**eam **E**veryday."



10 WCWS APPEARANCES • 17 ACC CHAMPIONSHIPS • 32 NCAA APPEARANCES

# 2018 NCAA NATIONAL CHAMPIONSHIP

National Champion.

For a storied program that had reached the Women's College World Series nine times before, had three different National Players of the Year and was led by NFCA Hall of Fame Coach JoAnne Graf who was the first in NCAA history to win 1,400 games, the last accomplishment was finally secured on June 5, 2018 as Florida State earned the NCAA National Championship with a 8-3 win over Washington.

The Seminoles (58-12) received a gutsy performance from Meghan King in the circle and weathered an early deficit in the come-from-behind victory over the Huskies (52-10).

The victory exemplified the "Cardiac Kids" persona that the team took on throughout the ACC and NCAA postseason as the Seminoles became just the third team in NCAA history to lose their first game of the WCWS and come all the way back through the loser's bracket to win the title, joining Texas A&M (1983) and UCLA (2003).



After falling to No. 3 UCLA, 7-4, in its opening game, Florida State stormed back through the loser's bracket, taking down No. 7 Georgia (7-2), No. 1 Oregon (4-1) and a pair of victories over No. 3 UCLA (3-1 and 12-6) to clinch a spot in the WCWS Championship Series for the first time in program history.

In game one of the finals against Washington, it was a pitcher's duel between FSU's Meghan King and UW's Gabbie Plain and the lone run of the night came on a solo home run by Anna Shelnutt in the top of the sixth inning.

Jessie Warren's heroics at third base stopped the Huskies' comeback hopes as, after a leadoff single, Warren dove in front of the plate to catch a sacrifice bunt attempt and throw to first for a double play. The play was featured on Sportscenter and earned Warren a spot among the nominees for the 2018 ESPY for Best Play.

King was back in the circle for the final and Washington tallied three quick runs after uncharacteristic errors and miscues allowed the Huskies to take an early lead. Shelnutt again sparked the Seminole offense with a two-run home run in the bottom of the first and home runs by Warren and Elizabeth Mason later in the game pushed the FSU lead out to 8-3.

King retired 11 batters in a row until getting out of a bases-loaded jam in the fourth inning, and shut down Washington the rest of the game, allowing just one runner to reach base over the final three innings as the Seminoles secured their first national title.

Jessie Warren was named the WCWS Most Outstanding Player and was joined on the WCWS All-Tournament Team by Meghan King, Anna Shelnutt, Elizabeth Mason and Sydney Sherrill.

It was the 16th National Championship for Florida State, the third for softball and the first in the fastpitch era as the Noles earned AIAW titles in slowpitch in 1981 and 1982.

As a team, Florida State set the WCWS record with 15 stolen bases in the tournament, and matched the record for most wins (6), while etching their name in the Top 5 of 15 different WCWS categories, including doubles (12 - second), runs scored (39 - third), home runs (10 - third) and RBI (37 - third).

Individually, Dani Morgan posted a WCWS record with seven stolen bases and Jessie Warren tied the all-time WCWS mark with 13 hits. Overall, seven different Seminoles now rank in the Top 5 all-time in WCWS history in 15 different categories, including Sydney Sherrill's seven two-out RBI ranks second and Zoe Casas's three doubles and Elizabeth Mason's nine RBI both are tied for fourth.

The Seminoles closed out the 2018 season on the top of the mountain, playing softball the only way they knew how - with fun and joy and love for each other.








1981, 1982 AIAW NATIONAL CHAMPIONS • 2018 NCAA NATIONAL CHAMPIONS • 51 ALL-AMERICANS

# 2016 WOMEN'S COLLEGE WORLD SERIES

For the second time in three seasons, FSU softball returned to Oklahoma City and the Women's College World Series after earning an NCAA Super Regional sweep of Utah at JoAnne Graf Field on May 27-28. It marked the ninth time overall in program history that Florida State has reached the WCWS.

Prior to the games getting underway, a trio of Noles were honored for their success as Alex Powers, Jessica Burroughs and Jessie Warren received All-America honors from the National Fastpitch Coaches Association. It marked the sixth time that Florida State had earned three All-Americans in one season and the first time that all three returned for the next season. Powers and Burroughs also received 2016 ACC Player and Pitcher of the Year honors, respectively.



The Seminoles opened up the 2016 WCWS with a game against No. 15 Georgia. After breaking out to a 2-0 lead on a first-inning home run by Warren, FSU allowed the Bulldogs back into the game with three total errors in the second and third innings as Georgia took a 4-2 lead. A two-run home run in the sixth inning by Alex Powers tied the game at 4-4, but another FSU defensive error (a WCWS record-tying seventh error of the game) allowed Georgia to score an unearned run in the seventh inning to win 5-4 to send FSU to the loser's bracket.

On Elimination Saturday, Florida State battled back with a win over No. 14 UCLA, taking down the Bruins by a score of 8-4. After starter Meghan King allowed a first-inning grand slam to UCLA, Jessica Burroughs came in relief and retired 19 of the last 21 UCLA batters as FSU scored multiple runs in the second, third and fifth innings to complete the comeback victory and continue on in the 2016 WCWS. As weather caused problems for games in OKC, the next contest

between No. 7 FSU and No. 2 Michigan was forced to move to Sunday, June 5. In what became a pitcher's duel, both teams struggled to get their offense going as each squad only had five baserunners reach base for the entire game. A single to lead off the third by Alex Kossoff, followed by a walk to FSU's Morgan Klaevemann, a fielder's choice by Jessie Warren and a walk to Alex Powers loaded the bases for Sydney Broderick. A wild pitch by U-M's Megan Betsa allowed Klaevemann to dash home, scoring the only run of the game as FSU held on for the 1-0 victory. The win over No. 2 Michigan was the highest ranked win for head coach Lonni Alameda in her eight seasons at FSU.

Reaching the WCWS semifinals for the third time in school history, FSU continued with a game against No. 5 Auburn on Sunday night. In a back-and-forth fight, both teams battled as a spot in the Championship finals was on the line. FSU struck first with a run in the top of the first, but Auburn scored three in the bottom of the inning. The Noles tied it up at 3-3 in the second and took a 4-3 lead on an RBI single by Carsyn Gordon in the third, but the Tigers answered with three runs in the bottom of the third for a 6-4 advantage.

A solo home run in the fourth gave Auburn a 7-4 lead, but the Noles would not give up until their final at bat. Freshman Cali Harrod tied the game with a three-run home run in the seventh inning to force extra innings. Despite getting a runner to second with one out in the eighth, FSU was unable to push across a run. In the bottom of the inning Auburn hit a leadoff single, and along with an FSU error, put the winning run on third with no body out. A fielder's choice to third base drove in the winning run, giving Auburn a 8-7 win and sending them to the WCWS Championship Series.







10 WCWS APPEARANCES • 17 ACC CHAMPIONSHIPS • 32 NCAA APPEARANCES

# 2014 WOMEN'S COLLEGE WORLD SERIES

For the first time since 2004, the Florida State Seminoles advanced to Oklahoma City, Okla., for the Women's College World Series. It marked the first time that FSU had reached the WCWS since the NCAA updated the tournament to include the super regional round in 2005.

Making the World Series seemed unlikely for FSU as it lost game one of the Tallahassee Super Regional by a score of 17-3 to No. 13 Michigan. It set the record for most runs allowed in Seminole history and the 14 run margin of defeat was the largest ever.

Refusing to concede the series defeat, Florida State came out and shutout the Wolverines in game two of the series, 6-0, and were tied 2-2 in the bottom of the seventh inning of game three before senior outfielder Courtney Senas blasted a two-run walk-off home run to deep left center to end the game but begin the celebration at home plate.



Once in OKC, the Seminoles got down to work to continue their impressive season which included the program's 12th ACC Championship and FSU's 24 conference wins set a single-season record in the ACC.

Several Noles were honored with weekly, conference and regional accolades throughout the season, but the final award was given to junior pitcher Lacey Waldrop at the WCWS banquet on the 50th floor of the Devon Tower. Waldrop earned the 2014 USA Softball National Player of the Year award, becoming FSU's second winner of the award following Jessica van der Linden in 2004. Florida State is also the only school with multiple winners of the award.

The first opponent for Florida State was No. 1 Oregon. Junior shortstop and NFCA First Team All-American Maddie O'Brien led off the game with a single to center and Senas followed later the inning with a walk but the Noles were unable to score a run. Oregon's



starting pitcher would only allow two other baserunners for the rest of the game. Waldrop allowed three runs in 5.0 innings as the Seminoles lost to the Ducks, 3-0, to fall into the loser's bracket.

Two days later, FSU faced Baylor in an elimination game. Alex Kossoff led the Noles at the plate, going 2-for-3 with a run scored, including a nice bunt single in the third. However, FSU was unable to capitalize on its chances in the same way that Baylor did. Home runs by BU shortstop Jordan Strickland in the second and sixth inning accounted for four of the seven runs in the contest as Baylor eliminated Florida State from the World Series with a 7-2 victory.

While it was the best season in a decade, and one of the best in program history, the Seminoles know that they have the talent and passion to not only return to OKC and the Women's College World Series in the future, but that they have the goal of finishing the job and being the last team standing as the National Champion.







# “PLAY FOR THOSE WHO CAN’T”

One of the foundational principles that Florida State softball is built on is, “Play for those who can’t.” The Seminoles have displayed that throughout the years, including recently with people like Taylor Foster, Madison Marshall, Hayden Stone and Monk Bonasorte.

Taylor Foster became part of the FSU family in 2013 through a connection with the ACC, and despite growing up in North Carolina, dreamed of playing softball for the Seminoles. Foster was diagnosed with bone cancer in at the age of 13 and her passion and enthusiasm in the face of such adversity never faltered. The Noles would routinely stop by to see Taylor and her family when playing NC area schools and the players and coaches would often keep touch via calls, texts and video chats. After her passing in April of 2014, an annual memorial tournament and camp was started and organized by FSU softball players, coaches and support staff for youth in North Carolina to share Taylor’s passion for the game and tell of her legacy.

In 2016, and through a partnership with The Friends of Jaclyn Foundation, FSU softball adopted Madison Marshall who had been diagnosed with a brain tumor in 2014 at the age of 14. The Friends of Jaclyn Foundation was created in 2005 and pairs children with pediatric brain tumors with collegiate sports teams, as they have seen the symbiotic relationships that are formed help both the child going through such a difficult situation, but also the teams that are able to come along side a family and help them fight and learn a new appreciation and perspective on life.

In 2019, again in partnership with the Friends of Jaclyn Foundation, the Seminoles adopted Hayden Stone, who had been diagnosed with a soft tissue cancer and lives in Tallahassee. Hayden and her family come to nearly every home game and during the 2019 season, the FSU players drew smiley faces on their necks in honor of Hayden as a way for her reduce the stigma of a scar on her neck.

Monk Bonasorte, one of the main FSU athletic administrators responsible for hiring Lonni Alameda as head coach in the fall of 2008, had played football at FSU in the late 70s, and was voted into the FSU Athletics Hall of Fame in 1995. As a result, he bled Garnet and Gold and became a significant supporter of FSU softball, as well as all of the other sports on campus. In October of 2015, Bonasorte was diagnosed with brain cancer, yet never wavered in his passion for FSU and life. Right up to his passing in November of 2016, he continued to give his life to this university and be an example of the Florida State “Unconquered” spirit.

In 2017, the Lonni Alameda Softball Camps began the annual Monk Bonasorte Camp (Camp MB42), where the young players in attendance not only learn about the skills of softball, but also about life and who Monk was, what he meant to Florida State and how he battled through such adversity. All of the proceeds of the annual camp go to the FSU Monk Bonasorte Scholarship, and to date, the camp has raised over \$8,500.

There are numerous other relationships that have been formed over the years with young fans like Amber Howard and Maddie Briscoe, and even former players such as Dana Bailey that have battled cancer, the FSU players and staff know that there is much more to life than just this game. Though several are now gone, they are certainly not forgotten and remain a significant part of Seminole softball to this day.



# 2021 QUICK FACTS

Location..... Tallahassee, Fla.  
 Founded..... 1851  
 Enrollment..... 41,473  
 Symbol..... Seminoles  
 Colors..... Garnet and Gold  
 Conference..... Atlantic Coast  
 President..... John Thrasher  
 Interim Athletics Director..... David Coburn

Head Coach..... Lonni Alameda  
 Alma Mater..... Oklahoma '93  
 Career Record..... 712-325-2 (17 years)  
 FSU Record..... 555-167-1 (12 years)  
 Assistant Coach..... Travis Wilson  
 Alma Mater..... Canterbury '96  
 Assistant Coach..... Troy Cameron  
 Alma Mater..... Florida Atlantic '12

Home Field..... JoAnne Graf Field  
 Dimensions..... Lines - 200', Center - 220'  
 Capacity..... 1,000

First Year of Softball..... 1978  
 All-Time Record..... 2,021-669-6  
 ACC Titles..... 17\*  
 \*includes tie with Maryland in 1997  
 National Titles (AIAW)..... 2 (1981, 1982)  
 National Titles (NCAA)..... 1 (2018)  
 NCAA Regional Appearances..... 32  
 NCAA Super Regional Appearances..... 8  
 WCWS Appearances..... 10  
 NCAA Tournament Record..... 88-70

2020 Record..... 17-7  
 2020 ACC Record..... -  
 2020 ACC Finish..... -

Starters R/L..... 9/0  
 Pitchers R/L..... 4/2  
 Letterwinners R/L..... 15/5  
 Newcomers..... 8

Softball Oversight..... Cindy Hartmann  
 Softball SID..... Bret Clein  
 Clein's email..... bclein@fsu.edu  
 Clein' Cell..... 954-802-4770  
 SID Office Fax..... 850.644.3820  
 Website..... seminole.com  
 Mailing Address..... 403 Stadium Drive W.  
 ..... Tallahassee, FL 32306

Twitter..... @FSU\_Softball  
 Facebook..... /FSUSoftball  
 Instagram..... /fsusoftball  
 Snapchat..... /fsu\_softball

## SEMINOLES BY STATE

### Arkansas (1)

Hallie Wacaser..... Centerton

### California (1)

Autumn Belviy..... San Diego

### Colorado (1)

Carson Saabye..... Monument

### Florida (12)

Chloe Culp..... Tallahassee  
 Cassidy Davis..... Valrico  
 Michaela Edenfield..... Sneads  
 Brianna Enter..... Green Cove Springs  
 Devyn Flaherty..... Sarasota  
 Kaia LoPreste..... Brandon  
 Elizabeth Mason..... Tampa  
 Kaley Mudge..... Winter Springs  
 Jeya Prasad..... Pensacola  
 D'Aun Riggs..... Fort Walton Beach  
 Maegan Tomlinson..... Tallahassee

### Georgia (5)

Dani Morgan..... Newnan  
 Anna Shelnett..... Franklin  
 Emma Wilson..... Dallas  
 Jahni Kerr..... Mableton

### Indiana (1)

Danielle Watson..... Osceola

### Michigan (1)

Josie Muffley..... Portage

### Oklahoma (1)

Sydney Sherrill..... Moore

### Tennessee (2)

Caylan Arnold..... Maryville  
 Kaley Harding..... Murfreesboro

### Virginia (1)

Kathryn Sandercock..... McLean

## West Virginia (1)

Kiersten Landers..... Scott Depot

## SEMINOLES BY POSITION

### Outfield (9)

Dani Morgan, Kaley Mudge, Cassidy Davis  
 Kiersten Landers, Maegan Tomlinson, Hallie  
 Wacaser, Jahni Kerr, D'Aun Riggs, Autumn  
 Belviy

### Infield (5)

Devyn Flaherty, Carson Saabye, Josie Muffley,  
 Sydney Sherrill, Elizabeth Mason

### Catchers (4)

Kaia LoPreste, Anna Shelnett, Kalei Harding,  
 Michaela Edenfield

### Pitchers (6)

Caylan Arnold, Brianna Enter,  
 Kathryn Sandercock, Danielle Watson, Emma  
 Wilson, Jeya Prasad

### Utility (3)

Kalei Harding, Emma Wilson, Chloe Culp

## SEMINOLES BY CLASS

### Freshmen (15)

Autumn Belviy, Chloe Culp, Michaela Edenfield,  
 Brianna Enter, Devyn Flaherty, Kalei Harding,  
 Jahni Kerr, Kiersten Landers, Kaia LoPreste,  
 Kaley Mudge, Jeya Prasad, D'Aun Riggs, Carson  
 Saabye, Hallie Wacaser, Emma Wilson

### Sophomores (3)

Josie Muffley, Kathryn Sandercock, Maegan  
 Tomlinson

### Juniors (2)

Sydney Sherrill, Danielle Watson

### Seniors (5)

Caylan Arnold, Cassidy Davis,  
 Dani Morgan, Anna Shelnett, Elizabeth Mason





# 2021 SOFTBALL ROSTER

## NUMERICAL

No.	Name	B/T	Pos.	Ht.	Yr.	Hometown/Prev. School
1	Dani Morgan	R/R	OF	5-6	R-Sr.	Newnan, Ga. / East Coweta
2	Maegan Tomlinson	L/R	OF	5-7	R-So.	Tallahassee, Fla. / Chiles
3	Hallie Wacaser	R/R	OF	5-4	Fr.	Centerton, Ark. / Bentonville West
4	Jahni Kerr	L/L	OF	5-3	Fr.	Mableton, Ga. / Wesleyan
5	Elizabeth Mason	R/R	INF	5-8	Sr.	Tampa, Fla. / Gaither
6	Kaley Mudge	L/L	OF	5-6	R-Fr.	Winter Springs, Fla. / Winter Springs
7	Kiersten Landers	L/R	OF	5-6	R-Fr.	Scott Depot, W.V. / Hurricane
8	Kalei Harding	R/R	C/UT	5-10	Fr.	Murfreesboro, Tenn. / Blackman
9	Devyn Flaherty	L/R	INF	5-7	R-Fr.	Sarasota, Fla. / Riverview Sarasota
10	Josie Muffley	R/R	INF	5-5	R-So.	Portage, Mich. / Central/Tulsa
11	Carson Saabye	R/R	INF	5-6	Fr.	Monument, Colo. / Palmer Ridge
12	Caylan Arnold	R/R	P	5-7	R-Sr.	Maryville, Tenn. / Maryville/Tennessee
13	Anna Shelnutt	R/R	C	5-4	R-Sr.	Franklin, Ga. / Heard County
14	Autumn Belviy	L/R	OF	5-11	Fr.	Arlington High School / San Diego, Calif.
17	Emma Wilson	R/R	P/UT	5-9	R-Fr.	Dallas, Ga. / North Paulding
20	Kaia LoPreste	R/R	C	5-6	R-Fr.	Brandon, Fla. / Riverview
21	Jeya Prasad	R/R	P	5-6	Fr.	Pensacola, Fla. / West Florida High School
22	Brianna Enter	R/R	P	5-4	R-Fr.	Green Cove Springs, Fla. / St. Johns Country Day
24	Sydney Sherrill	L/R	INF	5-7	R-Jr.	Moore, Okla. / Southmoore
26	D'Aun Riggs	L/R	OF	5-6	Fr.	Fort Walton Beach, Fla. / Choctawhatchee
28	Chloe Culp	R/R	UT	5-7	R-Fr.	Tallahassee, Fla. / North Florida Christian
31	Danielle Watson	R/R	P	5-8	R-Jr.	Osceola, Ind. / Penn/Louisville
32	Kathryn Sandercock	R/R	P	5-10	R-So.	McLean, Va. / Bishop O'Connell
51	Michaela Edenfield	R/R	C	6-1	Fr.	Sneads, Fla. / Sneads
70	Cassidy Davis	R/R	OF	5-9	R-Sr.	Valrico, Fla. / Newsome

## ALPHABETICAL

No.	Name	B/T	Pos.	Ht.	Yr.	Hometown/Prev. School
12	Caylan Arnold	R/R	P	5-7	R-Sr.	Maryville, Tenn. / Maryville/Tennessee
14	Autumn Belviy	L/R	OF	5-11	Fr.	Arlington High School / San Diego, Calif.
28	Chloe Culp	R/R	UT	5-7	R-Fr.	Tallahassee, Fla. / North Florida Christian
70	Cassidy Davis	R/R	OF	5-9	R-Sr.	Valrico, Fla. / Newsome
51	Michaela Edenfield	R/R	C	6-1	Fr.	Sneads, Fla. / Sneads
22	Brianna Enter	R/R	P	5-4	R-Fr.	Green Cove Springs, Fla. / St. Johns Country Day
9	Devyn Flaherty	L/R	INF	5-7	R-Fr.	Sarasota, Fla. / Riverview Sarasota
8	Kalei Harding	R/R	C/UT	5-10	Fr.	Murfreesboro, Tenn. / Blackman
4	Jahni Kerr	L/L	OF	5-3	Fr.	Mableton, Ga. / Wesleyan
7	Kiersten Landers	L/R	OF	5-6	R-Fr.	Scott Depot, W.V. / Hurricane
20	Kaia LoPreste	R/R	C	5-6	R-Fr.	Brandon, Fla. / Riverview
5	Elizabeth Mason	R/R	INF	5-8	Sr.	Tampa, Fla. / Gaither
1	Dani Morgan	R/R	OF	5-6	R-Sr.	Newnan, Ga. / East Coweta
6	Kaley Mudge	L/L	OF	5-6	R-Fr.	Winter Springs, Fla. / Winter Springs
10	Josie Muffley	R/R	INF	5-5	R-So.	Portage, Mich. / Central/Tulsa
21	Jeya Prasad	R/R	P	5-6	Fr.	Pensacola, Fla. / West Florida High School
26	D'Aun Riggs	L/R	OF	5-6	Fr.	Fort Walton Beach, Fla. / Choctawhatchee
11	Carson Saabye	R/R	INF	5-6	Fr.	Monument, Colo. / Palmer Ridge
32	Kathryn Sandercock	R/R	P	5-10	R-So.	McLean, Va. / Bishop O'Connell
13	Anna Shelnutt	R/R	C	5-4	R-Sr.	Franklin, Ga. / Heard County
24	Sydney Sherrill	L/R	INF	5-7	R-Jr.	Moore, Okla. / Southmoore
2	Maegan Tomlinson	L/R	OF	5-7	R-So.	Tallahassee, Fla. / Chiles
3	Hallie Wacaser	R/R	OF	5-4	Fr.	Centerton, Ark. / Bentonville West
31	Danielle Watson	R/R	P	5-8	Jr.	Osceola, Ind. / Penn/Louisville
17	Emma Wilson	R/R	P/UT	5-9	R-Fr.	Dallas, Ga. / North Paulding

Head Coach - Lonni Alameda (Oklahoma, 1993)  
 Assistant Coach - Travis Wilson (University of Canterbury, 1996)  
 Assistant Coach - Troy Cameron (Florida Atlantic University, 2012)

### Pronunciation guide

2	Maegan Tomlinson
3	Hallie Wacaser
4	Jahni Kerr
11	Carson Saabye

	May-gan
	Hal-EE-eh Way-Case-Er
	Ja-Nye
	Sa-Bi (Like Wasabi)

14	Autumn Belviy
20	Kaia LoPreste
21	Jeya Prasad
26	D'Aun Riggs
	Head Coach Lonni Alameda

	Aww-Tum Bell-VI
	Ky-uh Low-press-tee
	Jey-Ah Pra-Sod
	Dee-On
	Al-uh-mee-duh



# 12 • CAYLAN ARNOLD

**Pitcher • Redshirt Senior • Maryville, Tenn. • Maryville/Tennessee**

CAREER HIGHS					
Innings Pitched:	9.0	2x, last at Florida (5/25/19)	Walks Allowed:	5	4x, last at Florida (5/25/19)
Runs Allowed:	8	vs. Georgia (4/1/18)	Strikeouts:	13	2x, last at Charleston Southern (3/3/18)
Earned Runs:	8	vs. Georgia (4/1/18)	Hits Allowed:	9	2x, last vs. Georgia (4/1/18)

- 2020 PRESEASON ALL-ACC TEAM
- 2020 SOFTBALL AMERICA PRESEASON TOP 100 (NO. 76)
- ACC PITCHER OF THE WEEK - 2/11/20
- 2018 SEC ACADEMIC HONOR ROLL
- 2018 SEC ALL-TOURNAMENT TEAM
- 2018 NFCA SOUTHEAST ALL-REGION THIRD TEAM
- SEC PITCHER OF THE WEEK - 2/26/18, 3/20/18, 5/1/18
- 2017 NFCA SCHOLAR-ATHLETE
- 2017 SEC FRESHMAN OF THE YEAR
- 2017 SEC ALL-FRESHMAN TEAM
- 2017 NFCA FRESHMAN OF THE YEAR TOP 25 FINALIST
- SEC FRESHMAN OF THE WEEK - 3/28/17

**SENIOR SEASON - AT FSU (2020)**

Made 12 appearances and 11 starts during the shortened 2020 season due to the COVID-19 pandemic, leading the team with a 1.40 ERA and four complete games...finished with a 5-3 record, including wins over No. 1 Alabama, No. 21 Arkansas and No. 22 UCF...tossed 60.0 innings with 37 hits, 14 runs, 12 earned runs, with 10 walks and 60 strikeouts as opponents batted .177 against her on the season...allowed just one unearned run and scattered four hits with seven strikeouts over 7.1 innings against North Carolina on February 7...tossed a complete-game shutout against No. 1 Alabama on February 8, giving up just two hits and two walks as no Crimson Tide baserunner advanced past second base...allowed just one run over 5.0 innings on February 15 against No. 23 Northwestern...earned the win against Liberty on February 16 with 7.0 innings pitched, allowing one run on five hits with zero walks and two strikeouts...threw a season-high 11 strikeouts against No. 19 Baylor on February 28, allowing only two runs...posted seven strikeouts and allowed one unearned run in a road win at No. 21 Arkansas on February 29...retired all nine batters she faced and tallied nine strikeouts against Holy Cross on March 3...scattered two hits and recorded five strikeouts on the road at No. 22 UCF (March 4)...struck out nine in a complete-game win against Creighton on March 7.

**Junior Season At Tennessee (2019):**

PTossed five scoreless innings with nine strikeouts at Coastal Carolina on (2/8)...pitched four scoreless innings with only one hit in an 18-0 victory over Rider (2/10)...tossed six scoreless innings against Bradley, recording five strikeouts in an 8-0 victory (2/24)...pitched four innings and allowed only two hits while striking out four batters against Fresno State on Feb. 28...struck out seven batters in only three innings pitched against New Mexico (3/1)...notched six strikeouts in four innings pitched and allowed one ER in a loss to Missouri (3/31)...tossed four strikeouts, allowing only one ER in five IP against Mississippi State (4/13).

**Sophomore Season At Tennessee (2018):**

Threw a complete game in the SEC Tournament against LSU, only allowed three hits with no runs (5/10)...threw a complete game against Kentucky while only allowing one run (4/28)...tossed three scoreless innings in win over ETSU (4/17)...gave up just two runs in five innings pitched in win over then-#14 LSU (4/14)...tossed four scoreless innings to earn 15th win of the season in win over Memphis (4/10)...tossed 5.1 scoreless innings in win over then-#11 Auburn (4/6)...threw four scoreless innings in win over Tennessee State (4/3)...tossed four scoreless innings in win over then-#6 Georgia (3/31)...suffered first loss of season in loss to then-#15 South Carolina (3/24)...SEC Pitcher of the Week (3/20)...tossed three scoreless innings of relief to earn third save of season in win over Maryland (3/17)...threw a complete game, three-hit win over Maryland (3/16)...threw three scoreless innings while striking out three in win over Cleveland State (3/14)...gave up just two runs in three innings of work in win over Missouri (3/11)...threw four scoreless innings with eight strikeouts in win over South Alabama (3/4)...tossed a complete game while tying career-high for strikeouts with 13 in win over Charleston Southern

(3/3)...threw four scoreless innings with five strikeouts in win over Toledo (3/2)...tossed four scoreless innings in a win over Charleston Southern (3/2)...SEC Pitcher of the Week (2/26)...threw a complete game, only allowed on run, in a win over Northwestern (2/24)...tossed one inning in relief against then-#2/5 Oregon and did not surrender a hit or run to earn her first save on the season (2/24)...tossed three scoreless innings in a win over Oregon State (2/23)...tossed four scoreless innings in a win over UC-Davis (2/23)...threw a complete-game, three-hit shutout in win over BYU (2/22)...picked up third win of season after pitching five scoreless innings against Marshall (2/18)...tossed 5.2 innings of relief with eight strikeouts in win over UMass Lowell (2/16)...threw three innings of relief and only surrendered two hits in a win over then-#15 Oklahoma State (2/16)...gave up just one hit and no runs in three innings of work against UC-Davis (2/10)...gave up just two hits in a start against San Jose State in the Kajikawa Classic (2/10)...got first start of the season against Arizona State pitching for two innings while facing 13 batters (2/9).

**Freshman Season At Tennessee (2017):**

Recorded the most wins (20) and strikeouts (144) by a Tennessee freshman pitcher since Ellen Renfro had 26 and 259, respectively in 2011...recorded nine victories over ranked opponents... finished seventh in the SEC with a .181 opponent batting average, tied for eighth with 20 wins and eighth with 144 strikeouts...did not allow a hit in three scoreless innings of relief in NCAA Super Regional loss to No. 9 Texas A&M (5/28)...allowed just one hit and had five strikeouts in five innings of scoreless relief to earn the win over No. 1 Florida (4/30)...gave up just two hits and one run in six innings of work in series finale at No. 16 LSU (4/23)...gave up just three hits and two runs to earn a complete-game victory over No. 9 Alabama (4/15)...threw a complete-game, one-hit shutout in win over Tennessee State (4/11)...threw six shutout innings of relief with six strikeouts in win over NC State (4/2)...gave up just two hits and one unearned run in five innings of win over No. 23 Ole Miss (3/25)...gave up just one run on two hits in win over No. 25 North Carolina (3/22)...SEC Freshman of the Week (3/28)...went 29.2 innings pitched to start the year before allowing an earned run...took her first career at-bat against South Carolina (3/12)...tossed two scoreless innings of relief to earn second save of the season in win over South Carolina (3/11)...threw two innings against South Carolina striking out three earning her ninth win of the season (3/12)...tossed two innings in relief surrendering only one hit and striking out two batters in win vs. South Carolina while earning her second save of the season (3/11)...tied a career high in strikeouts with nine in win over Campbell (3/6)...had a career high nine strikeouts in six hitless innings of relief in win over Jacksonville State (3/4)...threw 4.2 innings allowing just two hits while striking out four and picking up her sixth win of the season against Bradley (3/3)...pitched a complete game against Oklahoma allowing only one run while striking out four in a 2-1 win (2/23)...tossed first-career complete-game shutout, allowing just two hits in win vs. Oregon State (2/19)...three three shutout innings of one-hit ball to earn win in victory over Bradley (2/19)...earned first-career save after pitching a scoreless seventh inning in win over DePaul (2/18)...struck out six batters and allowed just one unearned run in six innings pitched in victory over UNC Greensboro (2/11)...made first-career start in season-opening win over Tennessee Tech, throwing five shutout innings with five strikeouts to earn her first collegiate win (2/10).

**High School:**

Named 2016 TSCA Class AAA Miss Softball after posting a 21-2 record, 0.56 ERA, 336 strikeouts, four no-hitters and two perfect games...three-time TSCA Class AAA All-State selection (2014-16)...four-time All-District selection and two-time District MVP (2015 & 2016)...helped lead Maryville High School to Tennessee Class AAA state tournament berths in 2014 and 2015... posted a career record of 51-12 with a 1.03 ERA and 760 strikeouts during her high-school career...was also a great hitter at Maryville, batting .360 with 135 hits, 106 runs, 107 RBIs and 23 home runs during her high-school career...played club ball for the American Freedom at PGF Nationals.

**CAREER PITCHING STATISTICS AT TENNESSEE**

Year	era	w-l	app	gs	cg	sho	sv	ip	h	r	er	bb	so	2b	3b	hr	bf	bavg	wp	hbp	bk	sfa	sha
2017	2.01	20-9	40	27	7	2	2	156.2	102	58	45	60	144	21	2	4	654	.181	10	13	0	2	15
2018	2.19	26-6	52	33	12	3	3	217.0	170	76	68	70	227	20	4	18	906	.212	5	13	0	6	15
2019	2.26	11-8	25	21	3	1	1	102.0	83	38	33	39	102	13	0	16	436	.219	4	9	0	2	7
2020	1.40	5-3	12	11	4	1	0	60.0	37	14	12	10	60	10	0	5	230	.177	5	6	0	1	4
<b>TOTAL</b>	<b>2.08</b>	<b>62-26</b>	<b>130</b>	<b>92</b>	<b>26</b>	<b>7</b>	<b>6</b>	<b>535.2</b>	<b>392</b>	<b>186</b>	<b>159</b>	<b>179</b>	<b>533</b>	<b>64</b>	<b>6</b>	<b>43</b>	<b>2,226</b>	<b>.197</b>	<b>24</b>	<b>41</b>	<b>0</b>	<b>11</b>	<b>41</b>





# 70 • CASSIDY DAVIS

Outfield • Redshirt Senior • Valrico, Fla. • Newsome

CAREER HIGHS					
Hits:	3	5x, last vs. Liberty (2/16/20)	RBI:	6	vs. Troy (3/21/18)
Doubles:	1	16x, last vs. Detroit Mercy (3/8/20)	Runs:	2	10x, last vs. Detroit Mercy (3/8/20)
Triples:	1	2x, last vs. NC State (3/24/19)	Walks:	2	2x, last vs. USF - NCAA (5/18/19)
Home Runs:	2	vs. Troy (3/21/18)	Stolen Bases:	1	2x, last vs. Longwood (3/6/20)

- 2018 NCAA NATIONAL CHAMPION
- 2019 NFCA SOUTHEAST ALL-REGION SECOND TEAM
- 2019 ALL-ACC ACADEMIC TEAM
- 2019 ACC ACADEMIC HONOR ROLL
- 2018 CoSIDA ACADEMIC DISTRICT 4 ALL-REGION TEAM
- 2018 ALL-ACC ACADEMIC TEAM
- 2018 ACC ACADEMIC HONOR ROLL
- 2017 ACC ACADEMIC HONOR ROLL

### SENIOR SEASON (2020)

Started in all 24 games of the shortened 2020 season due to the COVID-19 pandemic, finishing a .313 batting average (21-for-63) and leading the team with six doubles, five home runs and 22 RBI...also added eight walks, two stolen bases and 13 runs scored...in the circle, she posted a 2-1 record with a 4.50 ERA in seven appearances with 9.1 innings pitched with nine hits allowed, six runs, eight walks and eight strikeouts as opponents batted .257 against her on the season...pitched the final 0.2 innings against North Carolina on February 7 with one strikeout and earned the win...hit an RBI double and was intentionally walked at the plate against No. 1 Alabama, while also earning the win in the circle, tossing 2.1 scoreless innings without allowing a hit and recording four strikeouts...had two RBI, a walk and a run scored against Detroit Mercy on February 8...went 2-for-2 from the plate with a home run, three RBI and two runs scored on February 8 against No. 1 Alabama...walked and singled against No. 1 Washington (Feb 14)...hit a solo home run against No. 23 Northwestern on February 15...matched a career high with three hits and tallied three RBI, including a double and a home run, on February 16 against Liberty...lined a double against No. 2 UCLA on February 16...drove in three runs and hit a double on February 28 against Kent State...hit a solo home run and drew a walk on the road at No. 22 UCF on March 4...walked and stole a base on March 6 against Longwood...had a pair of hits, including a double, and scored a run on March 7 against Charleston Southern...posted a season-high five RBI on March 8 against Detroit Mercy...drew a walk on the road at No. 7 Florida on March 11.

### Junior Season (2019):

A consistent two-way player for the Seminoles in 2019, she appeared in 58 games with 42 starts...posted a .309 batting average with 38 hits, seven doubles, two triples, 10 home runs, 43 RBI, 16 walks and 22 runs scored...was one of seven different Seminole players to have at least 10 HR on the season and one of six to record at least 40 RBI...hit a two-run single against UNCW on opening day (February 8) and also pitched 3.0 innings in the circle against the Seahawks, giving up a run on two hits with two walks and a strikeout...went 2-for-3 from the plate with an RBI on February 9 versus Iowa State...walked, hit a sacrifice fly and drove in two runs on February 10 against UNC Wilmington...hit an RBI double against RV Ohio State on February 15...crushed a two-run home run on February 15 versus No. 3 Oklahoma...hit a triple and drove in two runs against Minnesota on February 16...walked and hit a solo home run on February 20 versus South Alabama...batted 2-for-3 with a double and three RBI on February 22 against Lipscomb, along with 1.1 innings of scoreless relief and two strikeouts in the win...tied a career high with three hits and added three RBI on February 23 against Lipscomb...

went 2-for-2 from the plate with a double and a home run and two RBI on March 3 versus Dartmouth...drew a walk and scored a run at UCF on March 4...hit an RBI single on March 6 at Grand Canyon...walked and hit a single against Notre Dame on March 16...hit a three-run home run on March 19 against Florida A&M...hit a pinch-hit three-run triple on March 24 against NC State...walked and hit a two-run home run at Virginia on March 31...hit a pinch-hit solo home run on April 24 against Troy...drove in a pair of runs with a double on April 26 against Duke...hit a solo home run against Duke on April 28...went 3-for-4 with an RBI and a run scored on May 3 at Syracuse...drove in two runs and hit a home run against the Orange on May 4...drew a walk against both Georgia Tech and Notre Dame in the ACC Tournament...brought in three RBI with a double and a home run and added two runs scored on May 17 against Bethune-Cookman...walked twice and scored a run on May 18 versus USF...hit a double off the top of the wall against No. 21 South Carolina (May 19)...was hit by a pitch and scored a run against No. 13 Oklahoma State in game two of the NCAA Tallahassee Super Regional on May 24.

### Sophomore Season (2018):

Played in 49 games, with 37 starts and 23 overall appearances in the circle for the Seminoles as she helped FSU to win the 2018 NCAA National Championship...posted a .248 batting average with four doubles, six home runs, 22 RBI, 12 runs scored and 17 walks at the plate...recorded a 1.85 ERA in 34.0 innings of work with 18 strikeouts and six walks as opponents batted just .232 against her on the season...pitched a scoreless fifth inning to close out the game against Portland State on February 9...crushed a pinch-hit, three-run home run against No. 14 Minnesota on February 17. Also pitched the final inning of that game and recorded a strikeout...combined with Meghan King to record a perfect game on February 23 against Northern Iowa. She added a home run and two runs scored at the plate during the game as well...struck out two batters in 2.0 scoreless innings of relief on March 3 against Hofstra...went 3-for-4 with a double, a home run, three RBI and two runs scored against Penn on March 8...retired all six batters she faced, including a strikeout, in the first game of a DH at North Florida...walked, hit a single and drove in a pair of runs in game two of a doubleheader at North Florida (3/10)...hit a solo home run and drew a walk on March 17 against Virginia Tech...launched two home runs and drove in a career-high six RBI in game one of the doubleheader against Troy on March 21...was 2-for-4 in game two against the Trojans with an RBI, and closed out the game with a scoreless inning in the circle...walked twice and scored a run against Syracuse (3/24)...allowed just one hit and struck out a batter in 1.0 innings of relief on March 25...did not allow a run in 2.2 innings of relief on April 13 at Boston College as the Seminoles came from behind to win 5-4...hit a single in the series finale against Louisville on April 23...gave up just one hit over 2.2 innings of relief in the series at Notre Dame on April 27-29...drove in a run with a bases-loaded walk against Jacksonville State on May 18...hit an RBI single to left in the NCAA Regional final against JSU (May 20)...walked and hit a single in the opening game of the 2018 NCAA Super Regional against No. 11 LSU on May 25...hit her fourth double of the season against LSU on May 26...drew a walk in the opening game of the 2018 WCWS against No. 3 UCLA on May 31, and also pitched to the final two Bruin batters of the game...gave up one run and three hits in 1.2 innings of an elimination game against UCLA on June 3

# 70 • CASSIDY DAVIS

Outfield • Redshirt Senior • Valrico, Fla. • Newsome


as the Seminoles advanced to the WCWS Championship Series for the first time in school history.

### Freshman Season (2017):

A two-way player, Davis appeared in 33 games as a freshman and 25 as a pitcher, with 22 starts overall, including one in the circle...offensively, batted .242 on the year (15-for-62) with two doubles, two home runs, 11 RBI and nine runs scored...she also added 10 walks and two sacrifice flies...in the circle, she was 1-0 with a 1.96 ERA posting one save and helping complete eight shutouts...she allowed 41 hits and 17 runs (10 earned) over 35.2 innings with 15 walks and 17 strikeouts...drew a walk in her first career plate appearance on Feb 10 against Lipscomb...batted 2-for-2 with a walk and two runs scored against Furman on Feb 11...had a career night against Florida A&M on February 15, earning her first career pitching start and tossing 6.0 shutout innings with six strikeouts while facing just one over the minimum...she also went 2-for-2 at the plate against the Rattlers, including a walk and an RBI double...went 1-for-2 with a walk and a run scored against Nebraska on February 18...closed out the games against Northwestern (Feb 18) and Nebraska (Feb 19), tossing 2.0 scoreless innings each, giving up just one total hit and striking out two...went 1-for-3 with two RBI against Stanford on February 23...opened the season with 14.0 scoreless innings in the circle, before giving up two runs against San Diego State on February 24...struck out one in 1.1 scoreless innings against No. 14 Michigan on February 26...drove in a run and drew a walk against Georgia Tech on March 3...hit a double and scored a run in FSU's win over GT on March 4...did not give up a hit in 2.0 innings against Canisius, walking one and recording two strikeouts...hit an infield single against Notre Dame on March 19, as well as pitched the final 2.0 innings of the game, allowing four hits and one walk with two strikeouts...needed just four pitches to record three outs and close out a 13-1 win at Virginia on March 24...retired all three batters she faced on March 25, including a strikeout, as FSU defeated Virginia, 8-0...had an RBI groundout at the plate on March 26 at UVA, as the Noles completed the sweep of the Cavaliers...allowed two leadoff hits on April 1, but got out of the inning having faced just three batters as Jessie Warren, Ellie Cooper and Carsyn Gordon combined for a triple play in the sixth inning...had a base hit at the plate and pitched a scoreless final inning on the road at Syracuse (4/8)...earned her first career save at Troy on April 18, tossing the final 3.0 innings and giving up just one unearned run. Also added a two-run home run at the plate in FSU's 9-3 victory...drove in a run against UNC on April 29 and walked and scored one of her own on April 30.

### High School:

Graduated from Newsome High School in Lithia, Fla...helped lead the Wolves to the FHSAA 8A state championship in 2015...earned All-State First Team honors as she led her team with a 10-1 record in the circle, as well as hitting four home runs and driving in 24 RBIs at the plate...in the state title game, she had a home run and drove in three runs in Newsome's 5-1 victory over Coral Reef...named Hillsborough County Player of the Year...was a member of the Tampa Mustangs travel team and hit .500 for the summer in 2015 while leading the team in ERA, strikeouts and fewest runs allowed...helped the Mustangs to the 2015 PGF 16U Premier National Championship, tossing 43.0 innings and allowing just one earned run throughout the tournament...selected to the PGF Southeast All-American team...ranked No. 25 on FloSoftball's Hot 100 for 2016...academically, Davis finished in the top 10 percent of her class as has been on the Honor Court...chose Florida State over offers from Alabama and Stanford.



### CAREER HITTING STATISTICS AT FLORIDA STATE

Year	avg	gp-gs	ab	r	h	2b	3b	hr	rbi	tb	slg%	bb	hbp	so	gdp	ob%	sf	sh	sb-att	po	a	e	fld%
2017	.242	33-22	62	9	15	2	0	2	11	23	.371	10	1	20	2	.347	2	0	0-0	0	2	0	1.000
2018	.248	49-37	109	12	27	4	0	6	22	49	.450	17	1	30	1	.352	1	0	0-0	3	13	0	1.000
2019	.309	58-42	123	22	38	7	2	10	43	79	.642	16	1	30	1	.390	1	0	0-0	2	5	2	.778
2020	.313	24-24	67	13	21	6	0	5	22	42	.627	8	0	25	0	.382	1	0	2-2	3	2	1	.833
<b>TOTAL</b>	<b>.281</b>	<b>177-125</b>	<b>360</b>	<b>56</b>	<b>101</b>	<b>19</b>	<b>2</b>	<b>23</b>	<b>98</b>	<b>193</b>	<b>.536</b>	<b>51</b>	<b>3</b>	<b>105</b>	<b>4</b>	<b>.370</b>	<b>5</b>	<b>0</b>	<b>2-2</b>	<b>8</b>	<b>22</b>	<b>4</b>	<b>.909</b>

### CAREER PITCHING STATISTICS AT FLORIDA STATE

Year	era	w-l	app	gs	cg	sho	sv	ip	h	r	er	bb	so	2b	3b	hr	bf	bavg	wp	hbp	bk	sfa	sha
2017	1.96	1-0	25	1	0	0/8	1	35.2	41	17	10	15	17	7	0	1	155	.293	2	0	0	0	0
2018	1.85	0-0	23	0	0	0/5	0	34.0	29	11	9	6	18	6	0	2	135	.232	3	1	0	2	1
2019	5.75	1-1	15	1	0	0/2	1	24.1	34	22	20	12	18	3	1	4	121	.318	6	2	0	0	0
2020	4.50	2-1	7	1	0	0/2	0	2.2	9	6	6	8	8	2	2	0	44	.257	1	0	0	0	1
<b>TOTAL</b>	<b>3.05</b>	<b>4-2</b>	<b>70</b>	<b>3</b>	<b>0</b>	<b>0/17</b>	<b>2</b>	<b>103.1</b>	<b>113</b>	<b>56</b>	<b>45</b>	<b>41</b>	<b>61</b>	<b>18</b>	<b>3</b>	<b>7</b>	<b>455</b>	<b>.275</b>	<b>12</b>	<b>3</b>	<b>0</b>	<b>2</b>	<b>2</b>





# 1 • DANI MORGAN

Outfielder • Redshirt Senior • Newman, Ga. • East Coweta

CAREER HIGHS					
Hits:	3	15x, last vs. Georgia Tech - ACC (5/8/19)	RBI:	4	vs. Alabama (2/7/20)
Doubles:	2	2x, last at Virginia (3/30/19)	Runs:	3	3x, last at UCF (3/4/19)
Triples:	2	at Syracuse (4/8/17)	Walks:	2	3x, last vs. Samford (2/23/19)
Home Runs:	1	22x, last vs. Charleston Southern (3/7/20)	Stolen Bases:	2	2x, last vs. Georgia-WCWS (6/2/18)

- 2018 NCAA NATIONAL CHAMPION
- 2019 NFCA SOUTHEAST ALL-REGION FIRST TEAM
- 2019 ACC ALL-TOURNAMENT TEAM
- 2019 ALL-ACC ACADEMIC TEAM
- 2019 ACC ACADEMIC HONOR ROLL
- 2018 ACC ACADEMIC HONOR ROLL
- 2017 ALL-ACC ACADEMIC TEAM
- 2017 ACC TOURNAMENT MVP
- 2017 ACC ALL-TOURNAMENT TEAM
- 2017 ALL-ACC FRESHMAN TEAM
- 2017 ACC ACADEMIC HONOR ROLL

### SENIOR SEASON (2020)

Played and started in 22 games of the shortened 2020 season due to the COVID-19 pandemic, finishing with a .262 batting average (17-for-65) with three home runs, 17 RBI, four walks, four stolen bases and 14 runs scored...her four sacrifice flies led the ACC and ranked fourth in the NCAA...was perfect defensively in the outfield with 16 putouts and one outfield assist...hit a game-tying grand slam against Montana Fouts in the bottom of the seventh inning on February 7 as FSU defeated No. 1 Alabama, 8-7, in eight innings...was 2-for-3 with three RBI and a run scored on February 8 against Detroit Mercy...hit an RBI single against No. 1 Alabama on February 8 as the Noles posted a 8-0 win in five innings against the Crimson Tide...singled, drew a walk and stole a base against No. 1 Washington on February 14...had a sacrifice fly, singled and scored a run on February 16 against Liberty...hit a triple against No. 19 Baylor on February 29...singled and stole a base against Longwood on March 6...hit a two-run home run in the bottom of the sixth inning against Creighton on March 7 to give the Noles a 2-1 win...walked, was hit by a pitch and scored a pair of runs on March 8 against Detroit Mercy.

### Junior Season (2019):

Had the best season of her career as a Seminole during her junior season and finished second on the team with a .377 batting average, along with 12 doubles, 14 home runs, 58 RBI, 39 runs scores, 10 walks, nine stolen bases and a .694 slugging percentage...was one of seven different Seminole players to have at



least 10 HR on the season and one of six to record at least 40 RBI...she made 63 starts, all in the outfield, and was perfect in 72 defensive chances and added three outfield assists...opened the scoring with an RBI single in the bottom of the first against UNCW on February 8...hit an RBI single as part of a three-run first inning versus UNCG on February 9...went 2-for-3 with a double, a triple and a run scored against Iowa State (Feb 9)...hit a solo home run vs. No. 3 Oklahoma on February 15...posted three hits, including a home run with two RBI and two runs scored against Minnesota (Feb 16)...had a single against No. 6 Tennessee on February 17, but her biggest impact in the game was to rob a potential game-tying three-run home run in left center in the fourth inning, as FSU went on to win 5-2...was 3-for-3 with two doubles and a run scored against Lipscomb on February 22...walked twice, singled and scored a run versus Samford (Feb 23)...hit a first-inning home run in back to back games - a two-run HR vs. Lipscomb on Feb 23 and a three-run blast on February 24 against Samford...singled and stole base versus Toledo on March 2...went 3-for-3 with three RBI on March 2 against Louisiana Tech...hit a home run, a triple and tied a career high with both three hits and three runs scored at UCF on March 4...hit a three-run home run on March 10 to give the Seminoles a 4-3 come-from-behind win at No. 12 Arizona...overall, batted 5-for-9 with a .889 slugging percentage and a .636 on-base percentage on the road in the three-game series against the Wildcats...posted an RBI single and stole a base versus Notre Dame on March 15...tied a career high with three hits, including a single, a double and a home run with four RBI against North Florida on March 20...hit a three-run home run and tallied four RBI in the first game of the NC State series on March 22...singled, stole a base and scored against the Wolfpack on March 24...set a career high with five RBI on March 29 at Virginia as she hit a double and a home run...hit a pair of doubles against the Cavaliers on March 30...drove in three RBI on a bases-loaded double in her only at bat against UVA on March 31...hit an RBI single on April 8 at Louisville...tied a career high with three hits, including a solo home run at UNC on April 14...record a pair of singles and drove in a run against the Tar Heels on April 15...walked, stole a base and scored a run on April 20 against Boston College...went 3-for-3 with a double, a home run, two RBI and two runs scored against Duke on April 28...had two hits and two RBI, including a home run on May 3 at Syracuse...recorded three hits, including a home run with three RBI and two runs scored on May 9 against Georgia Tech...hit a single, stole a base and scored in the ACC semifinals versus Notre Dame on May 10...was 2-for-3 with a home run and two runs scored against Bethune-Cookman on May 17...scored a pair of runs and added two singles on May 18 against USF in the NCAA Regionals...walked, hit a double and scored two runs versus South Carolina in the NCAA Regional final (May 19)...hit a double and scored a run on May 23 against No. 13 Oklahoma State in the first game of the NCAA Tallahassee Super Regional.

### Sophomore Season (2018):

Versatile player in the outfield and played in 59 games with 41 starts as a sophomore as she helped the Seminoles win the 2018 NCAA National Championship...set a Women's College World Series record with seven stolen bases in the tournament and aided FSU to set the team record in SBs at the WCWS with 15...posted a .232 batting average and had five doubles, two triples, 16 RBI and 23 runs scored...added 11 walks and 16 stolen bases...was perfect in all 49 defensive chances in the outfield this season...walked, stole a base and scored

# 1 • DANI MORGAN

Outfielder • Redshirt Senior • Newman, Ga. • East Coweta

a run on opening day against Portland State on February 9...drove in two RBI on February 10 against Texas State...hit a double and scored a run against No. 20 Minnesota on February 17...was 2-for-3 from the plate with two RBI and two runs scored on the road at South Alabama on Feb 21...batted a combined 4-for-7 with a double and three runs scored on March 10 in a doubleheader at North Florida...hit a sacrifice fly against Troy to close out a 9-1 victory in six innings on March 21...walked and hit a single at Georgia Tech (March 31)...scored a run as a pinch runner on April 14 at Boston College...pinch-ran, stole a base and scored the game's final run in FSU's 8-0 win in five innings over Louisville on April 22...tied a season high with two hits and two runs scored, along with an RBI and a stolen base against Notre Dame in the ACC Tournament on May 11...singled and scored a run on May 18 against Jacksonville State in the opening game of the NCAA Tallahassee Regional...brought in a run on a sacrifice fly in the NCAA Regional Final game against Jacksonville State on May 20...hit an RBI double in game one of the NCAA Super Regional against No. 11 LSU on May 25...recorded an RBI single and stole two bases in the first game of the 2018 WCWS on May 31 again No. 3 UCLA...batted 2-for-3 with two RBI and two stolen bases in an elimination game against No. 7 Georgia on June 2...hit a double, stole a base and scored a run on June 3 against UCLA to help the Seminoles reach the WCWS Championship Series...hit a single and had two walks and two stolen bases in the finals against No. 5 Washington on June 4-5 to help the Noles earn the 2018 NCAA National Championship.


### Freshman Season (2017):

Played in 62 games with 58 starts as a freshman, including 52 in left field as the Seminoles reached the NCAA Super Regionals for the fifth consecutive season... for the season, she recorded a .318 batting average (55-for-173) with 11 doubles, four triples, five home runs, 36 RBI and 42 runs scored...she ranked second on the team with 12 hit-by-pitches...earned All-ACC Freshman Team honors after batting .364 in conference play with four doubles, three triples, 16 RBI and 22 runs scored...continued her success against the ACC in the conference tournament, receiving MVP honors after going 6-for-8 from the plate with a triple, two home runs, five RBI and five runs scored as Florida State won its fourth straight ACC Championship and 15th overall in school history...was hit by a pitch in her first collegiate plate appearance vs. Lipscomb on Feb 10...had a pinch-hit RBI single against Furman on February 10...hit the first home run of her career against Furman on February 11, ending the game with a three-run HR in the sixth inning...was walked, hit by a pitch, stole a base and scored a run against Marshall (Feb 12)...drove in the first run of the game against Florida A&M (Feb 15) with a sacrifice fly...went 2-for-2 with a double, an RBI and a stolen base against Northwestern on Feb 18...scored two runs and hit a double against Stanford on February 23...batted 2-for-3 from the plate with one RBI and a stolen base against No. 6 UCLA on February 26...was hit by a pitch and drove in a run against No. 14 Michigan (Feb. 26)...had a career-high three hits, including a double, two RBI and a run scored in FSU's 13-8 win over Georgia Tech on March 4...ended the game with a sacrifice fly in the fifth inning against GT on March 4...tied a career high with three hits and a run scored in game two of the doubleheader at Virginia Tech on March 10...walked twice and scored two runs at Florida Gulf Coast (3/15)...set a career high with three runs scored as she batted 2-for-2 with an RBI against Notre Dame on March 18...was hit by two pitches, scored

two runs and had an RBI in FSU's 16-0 win over Notre Dame (3/19)...drove in two runs with a single and a walk at Virginia on March 24...hit her second home run of the season at UVA on March 25...came off the bench and was a home run short of the cycle, hitting a single, double and a triple, along with two RBI in FSU's 12-4 win against Pitt (4/1)...hit two triples as part of a 3-for-5 day at the plate at Syracuse on April 8, driving in two RBI and scoring three runs in FSU's 18-9 win...went 2-for-4 with two runs scored in the first game of the doubleheader at Syracuse on April 9...had two hits, including a two-RBI double at Troy on April 18...went 2-for-3 with a double at Louisville on April 23...batted 2-for-2 with a home run and three RBI against Virginia on May 11 in the quarterfinals of the ACC Tournament...went 3-for-3 with a home run against Notre Dame in the semifinals of the ACC Tournament (5/12)...hit a double against Princeton in the opening round of the NCAA Tallahassee Regional (5/19)...batted 2-for-3 with a double, a home run and three RBI in the regional championship game against No. 25 Georgia on May 21.

### High School:

Graduated from East Coweta High School in Sharpsburg, Ga....moved south after living in Illinois and attending the first three years of high school at Lincoln Way West in New Lenox, Ill...earned All-Conference and All-Area accolades every season at Lincoln Way West, including All-State Third Team honors as a junior in 2014-15...named an Southeast Region All-American and earned a spot on the All-County team while at East Coweta, finishing her senior year with a .413 batting average, 30 RBIs and 38 runs scored...participated with the New Lenox Lightning travel team and was on the 18U Gold team coached by Jim Abbott...also played basketball, earning All-Conference and All-Area awards for her talents on the court throughout high school and scored over 1,200 points in her career... was a member of the student council, Mu Alpha Theta and the Principal's Cabinet and also earned a spot on the Honor Roll...chose Florida State over offers from Alabama and Michigan, among others...mentions that FSU was the only school where she felt like home the moment she stepped on campus.



### CAREER STATISTICS AT FLORIDA STATE

Year	avg	gp-gs	ab	r	h	2b	3b	hr	rbi	tb	slg%	bb	hbp	so	gdp	ob%	sf	sh	sb-att	po	a	e	fld%
2017	.318	62-58	173	42	55	11	4	5	36	89	.514	11	12	21	0	.390	4	4	9-9	65	8	1	.986
2018	.232	59-41	125	23	29	5	2	0	16	38	.304	11	0	23	1	.290	2	4	16-19	49	0	0	1.000
2019	.377	63-63	183	39	69	12	2	14	58	127	.694	10	6	15	1	.423	2	0	9-12	69	3	0	1.000
2020	.262	22-22	65	14	17	0	1	3	17	28	.431	4	4	15	1	.325	4	0	4-6	16	1	0	1.000
<b>TOTAL</b>	<b>.311</b>	<b>206-184</b>	<b>546</b>	<b>118</b>	<b>170</b>	<b>28</b>	<b>9</b>	<b>22</b>	<b>127</b>	<b>282</b>	<b>.516</b>	<b>36</b>	<b>22</b>	<b>74</b>	<b>3</b>	<b>.370</b>	<b>12</b>	<b>8</b>	<b>38-46</b>	<b>199</b>	<b>12</b>	<b>1</b>	<b>.995</b>





# 13 • ANNA SHELNETT

Catcher • Redshirt Senior • Franklin, Ga. • Heard County

CAREER HIGHS					
Hits:	4	at Syracuse (5/5/19)	RBI:	7	vs. Virginia - ACC (5/11/17)
Doubles:	1	17x, last vs. Minnesota (2/14/20)	Runs:	4	at North Florida (3/10/18)
Triples:	1	3x, last vs. Toledo (3/2/19)	Walks:	3	vs. Georgia - WCWS (6/2/18)
Home Runs:	2	3x, last at Syracuse (5/5/19)	Stolen Bases:	7	vs. Virginia - ACC (5/11/17)

- 2018 NCAA NATIONAL CHAMPION
- 2020 PRESEASON ALL-ACC TEAM
- 2020 SOFTBALL AMERICA PRESEASON TOP 100 (No. 96)
- 2019 ALL-ACC SECOND TEAM
- 2019 ALL-ACC ACADEMIC TEAM
- 2019 PRESEASON ALL-ACC TEAM
- 2018 WCWS ALL-TOURNAMENT TEAM
- 2018 ACC ALL-TOURNAMENT TEAM
- 2017 ALL-ACC ACADEMIC TEAM
- 2017 ACC ACADEMIC HONOR ROLL
- 2017 ACC ALL-TOURNAMENT TEAM
- ACC PLAYER OF THE WEEK (MAY 6, 2019)

### SENIOR SEASON (2020)

Played catcher in eight games of the shortened 2020 season due to the COVID-19 pandemic, finishing with a .250 batting average (4-for-16) with a double, two home runs, eight RBI, two walks and three runs scored...was perfect in 27 defensive opportunities behind the plate...hit a home run, scored twice and drove in three runs on February 8 against Detroit Mercy...gave FSU an 8-0 lead over No. 1 Alabama on February 8 with a three-run home run off 2019 SEC Pitcher of the Year Sarah Cornell...had a pair of hits, including a two-run double on February 14 against No. 13 Minnesota...was injured on February 15 against No. 23 Northwestern.

### Junior Season (2019):

Anchored the catcher position as a junior, appearing in 58 games with 57 starts, as she recorded a career-high .293 batting average with 43 hits, eight doubles, one triple, 11 home runs, 35 RBI, 29 runs scored with 13 walks and a .585 slugging percentage...was one of seven different Seminole players to have at least 10 HR on the season...drove in two runs and drew a walk in the season opener against UNC Wilmington on February 8...went 2-for-2 from the plate with an RBI double and a run scored on February 9 against UNCG...hit an RBI double as part of a nine-run first inning against UNCW on February 10...hit a solo home run against No. 3 Oklahoma on February 15...drove in a run in a 9-1 win over No. 8 LSU (February 16)...was 2-for-3 from the plate with a home run, two RBI and two runs scored against Lipscomb on February 22...had a season-high three RBI with a home run and two runs scored on Feb 23 against Samford...batted 3-for-4 with a double, a triple, two RBI and a run scored on March 2 against Toledo...went 2-for-2 with an RBI double and a run scores on March 15 against Notre Dame...had a pair of hits, including a solo home run on March 22 against NC State...walked and scored a run versus NC State on March 24...hit a double in each of the first two games at Virginia on March 29-30...was hit by a pitch and scored a run

against the Cavaliers on March 31...drew a walk in each game of a double-header at Louisville on April 6...hit a single at UNC on April 15...drove in a run with an RBI single on April 19 against Boston College...drew walks in each of the last two games of the Duke series on April 27-28...batted 8-for-10 with two doubles, three home runs, eight RBI and a 1.900 slugging percentage on the road at Syracuse on May 3-5, earning ACC Player of the Week honors...hit a two-run home run on May 9 against Georgia Tech in the quarterfinal round of the ACC Tournament...threw out two would-be base stealers and hit a solo home run versus North Carolina in the ACC Championship Game...drove in a run with an RBI single vs. South Carolina (5/19)...batted 5-for-10 with a solo home run in the three-game NCAA Tallahassee Super Regional against No. 13 Oklahoma State on May 23-25.

### Sophomore Season (2018):

Excelled in the second-half of the season to solidify her "Postseason Anna" nickname as her offense and defense helped carry the Seminoles to the 2018 ACC Championship and NCAA National Championship...tied for the team lead with five postseason home runs and was second on the team in the postseason with 15 RBI and a .700 slugging percentage as she earned a spot on both the 2018 ACC All-Tournament Team and 2018 WCWS All-Tournament Team...appeared in 65 games and made 62 starts, including four as the designated player...posted a .261 batting average (40-for-153) with six doubles, one triple, seven home runs, 32 RBI, 15 walks and 20 runs scored...batted 1-for-1 with a double and two walks against Portland State on Febru-





10 WCWS APPEARANCES • 17 ACC CHAMPIONSHIPS • 32 NCAA APPEARANCES

# 13 • ANNA SHELNUTT

Catcher • Redshirt Senior • Franklin, Ga. • Heard County

ary 9...went 4-for-7 over both games against No. 14 Minnesota in the ACC/Big Ten Softball Challenge, scoring two runs and hitting a three-run home run...drove in two runs in a 9-0 victory over Northern Iowa on February 23... had an outstanding day at the plate in a doubleheader at North Florida on March 10...batted 5-for-7 on the day, with two doubles, a triple, a home run three RBI and six runs scored...hit a bunt single to drive in a run against Troy on March 21...drove in a run against Syracuse on March 24...walked, drove in a run and hit a single against Pitt on April 8...hit a single after a 12-pitch at bat on April 21 against Louisville...drove in two runs on a sacrifice fly and a solo home run against Louisville on May 10 in the ACC Tournament...hit an RBI single against Notre Dame in FSU's come-from-behind victory on May 11...had two hits on May 13 against Pitt, including a three-run, walk-off home run to help the Seminoles win the 2018 ACC Championship...hit a double against No. 16 Auburn on May 19 in the Tallahassee Regional...drove in the game-winning run with a sacrifice fly versus Jacksonville State on May 20... hit a two-run home run in the 11th inning of game two of the NCAA Super Regional to help the Seminoles force game three on May 26. She finished with two hits, three RBI and two runs scored...hit a sacrifice fly in FSU's 3-1 win over No. 11 LSU to advance to the Women's College World Series...was 1-for-1 with three walks and a run scored in a WCWS elimination game...against No. 7 Georgia on June 2...hit a single and drew a walk against No. 1 Oregon on June 2...hit a solo home run in the sixth inning of game one of the WCWS Championship Series against No. 5 Washington to give the Seminoles a 1-0 win on June 4...hit a two-run HR in the bottom of the first inning in game two against the Huskies on June 5, helping the Seminoles score the final eight runs of the game and secure an 8-3 victory and the 2018 NCAA National Championship.


### Freshman Season (2017):

Powerful offense and solid defense highlighted her first season of collegiate softball as the freshman appeared in 38 games with 21 starts, including starts in nine of the last 10 games of 2017 as the Noles reached the NCAA Super Regional round for the fifth year in a row...tallied a .277 batting average (13-for-47) with nearly half of her hits (five) going over the wall for home runs...also added two doubles and a triple to rank second on the team with a .681 slugging percentage...drove in 17 RBI and scored seven runs of her own...retired five would-be base stealers on 12 attempts during the season, including two against Florida A&M on February 15...posted her first career hit on Feb 18 against Northwestern in the ACC/Big Ten Challenge... was a perfect 2-for-2 at the plate on March 4 against Georgia Tech, adding a walk, an RBI and a run scored...drove in a run on a bases-loaded walk and added a sacrifice bunt against GT on March 5...hit a sacrifice fly against Canisius on March 15...recorded the first home run of her career - a two-run

HR - in her only at bat against Notre Dame on March 19...walked and hit an RBI single on March 31 against Pitt...drew a walk in each game of the doubleheader at Syracuse on April 9...hit a double to bring in FSU's only run at No. 5 Oregon on May 7...went 2-for-3 with two home runs and seven RBI (broke the previous tournament record of five) against Virginia in the first round of the ACC Tournament (5/11)...hit a double and a triple in her first-ever NCAA Tournament game on May 19 against Princeton...hit two home runs in a game for the second time this season, driving in three runs against No. 25 Georgia on May 20.

### High School:

Graduated from Heard County High School and, along with current teammate Cali Harrod, was a member of the school's first state championship in any sport when softball brought home the 2014 GHSA AA title...the Braves also reached the state tournament in 2015...was chosen as an All-State First Team member three times and also earned defensive Player of the Year honors...in her senior season, she tallied a .475 batting average with 50 RBI and a school-record 13 home runs to earn Regional and GHSA AA Player of the Year and Offensive MVP accolades...competed with the Vipers, as well as the Georgia Academy Power and Georgia Impact travel teams...the Vipers placed third at the 2016 Junior Olympic Cup...was nominated for the PGF Southeast All-Star team...academically, she graduated fifth class and earned a spot on the "A" Honor Roll each semester...chose Florida State over offers from Michigan State, Georgia Southern and North Carolina.



### CAREER STATISTICS AT FLORIDA STATE

Year	avg	gp-gs	ab	r	h	2b	3b	hr	rbi	tb	slg%	bb	hbp	so	gdp	ob%	sf	sh	sb-att	po	a	e	fld%
2017	.277	38-21	47	7	13	2	1	5	17	32	.681	9	0	12	0	.386	1	2	0-0	138	6	2	.986
2018	.261	65-62	153	20	40	6	1	7	32	69	.451	15	8	32	1	.350	4	5	0-1	369	11	3	.992
2019	.293	58-57	147	29	43	8	1	11	35	86	.585	13	4	30	0	.359	3	0	0-0	324	10	4	.988
2020	.250	8-8	16	3	4	1	0	2	8	11	.688	2	1	7	0	.368	0	0	0-0	26	1	0	1.000
<b>TOTAL</b>	<b>.275</b>	<b>169-148</b>	<b>363</b>	<b>59</b>	<b>100</b>	<b>17</b>	<b>3</b>	<b>25</b>	<b>92</b>	<b>198</b>	<b>.545</b>	<b>39</b>	<b>13</b>	<b>81</b>	<b>1</b>	<b>.359</b>	<b>8</b>	<b>7</b>	<b>0-1</b>	<b>857</b>	<b>28</b>	<b>9</b>	<b>.990</b>





# 5 • ELIZABETH MASON

Infield • Senior • Tampa, Fla. • Gaither

CAREER HIGHS					
Hits:	3	5x, last at Syracuse(5/5/19)	RBI:	4	2x, last at Virginia (3/30/19)
Doubles:	2	3x, last at Virginia (3/31/19)	Runs:	4	at Grand Canyon(3/6/19)
Triples:	1	3x, last at Syracuse (5/4/19)	Walks:	3	vs. Alabama (2/7/20)
Home Runs:	2	at Virginia (4/4/18)	Stolen Bases:	2	3x, last vs. Alabama (2/7/20)

- 2018 NCAA NATIONAL CHAMPION
- 2020 PRESEASON ALL-ACC TEAM
- 2020 SOFTBALL AMERICAN PRESEASON TOP 100 (No. 65)
- 2019 NFCA SOUTHEAST ALL-REGION FIRST TEAM
- 2019 ALL-ACC SECOND TEAM
- 2019 ACC ACADEMIC HONOR ROLL
- 2018 WCWS ALL-TOURNAMENT TEAM

### REDSHIRT JUNIOR SEASON (2020)

Appeared in all 24 games, including 21 starts, of the shortened 2020 season due to the COVID-19 pandemic, finishing with a .200 batting average (12-for-60) with a double, four home runs, 19 RBI and 15 runs scored...her 12 walks ranked second on the team, while her seven stolen bases were third-most... ended with three sacrifice flies which tied for second in the ACC and ranked in a tie for ninth in the NCAA...hit an RBI single on opening day against North Carolina...drove in the game-winning run in the eighth inning against No. 1 Alabama on February 7 as the Seminoles came back from a 7-2 deficit in the seventh inning; also drew three walks and stole two bases against the Crimson Tide...walked twice and scored three runs on February 8 against Detroit Mercy...drew a walk, scored a pair of runs and hit a three-run home run on February 12 against Florida A&M...hit a pair of singles, drove in two runs and scored twice against No. 13 Minnesota on February 14...posted an RBI double and scored a run on February 29 at No. 21 Arkansas...drove in two runs and recorded a stolen base against Holy Cross (March 3)...was 2-for-2 with a three-run home run and a stolen base on March 7 against Charleston Southern...hit a solo home run and scored twice against Penn on March 8... opened the scoring on the road at No. 7 Florida with a solo home run in the top of the first inning on March 11.



### Redshirt Sophomore Season (2019):

Was a versatile player in 2019 that saw action in the outfield, as a catcher and as a designated player in her 60 starts...finished third on the team with 57 RBI and second with 15 doubles...posted a .343 batting average and added two triples, 11 home runs, 55 runs scored, 30 walks, a .651 slugging percentage and four stolen bases...was one of seven different Seminole players to have at least 10 HR on the season and one of six to record at least 40 RBI...walked and scored a run against UNC Wilmington in the season opener on February 8...hit an RBI double and a solo home run on February 9 against UNCG...singled, walked and scored a run against UNCW on Feb 10...hit a game-tying home run versus No. 3 Oklahoma on February 15... went 2-for-3 with two walks, an RBI and a run scored against Minnesota on February 16...drove in a pair of runs and had two hits versus Florida Atlantic (Feb 17)...hit a solo home run against No. 6 Tennessee on Feb. 17...drew two walks and scored two runs against Elon on February 22...batted 3-for-4 with two doubles and four RBI on February 23 against Samford...had two hits and scored two runs versus Lipscomb (Feb 23)...was a perfect 2-for-2 from the plate on February 24 against Samford with two doubles, a walk and two runs scored...tied a season high with three hits against Dartmouth on March 3...had two hits including a double at UCF on March 4...set a career high with four runs scored, and tied a career high on 3-for-3 hitting with two RBI at Grand Canyon on March 6...hit a two-run double at Arizona in FSU's 5-3 win over the Wildcats on March 8...drove in three runs on March 17 against Notre Dame...hit a pair of sacrifice flies against Florida A&M (March 19) and North Florida (March 20)...drew a walk and tallied a pair of RBI on March 22 against NC State...hit a home run in each of the final two games of the NC State series on March 23 and 24...drew two walks and scored two runs at Virginia on March 29...set a career high with two home runs on March 30 against the Cavaliers, tying a career high with four RBI...scored three runs on March 31 at UVA along with a pair of doubles, two RBI and a walk...drove in the game-winning run at No. 8 Florida with a sacrifice fly to left...singled, walked and drove in a run on the road at Louisville (April 8)...drew a walk and scored two runs on April 20 against Boston College...hit a two-RBI double on April 24 against Troy...combined to go 4-for-8 in the Duke series (April 26-28) with a triple, two home runs, four RBI and four runs scored...matched a career high with three hits at Syracuse on May 5, finishing a triple short of the cycle and adding three runs scored...walked and scored a run against Georgia Tech (May 9)...drew two walks, drove in two RBI and stole a base in the ACC Championship Game against North Carolina on May 11...hit a double in each of the last two games of the NCAA Tallahassee Regional against USF and South Carolina...batted 2-for-3 with a double and two RBI in a 4-1 win over No. 13 Oklahoma State in the NCAA Tallahassee Super Regional.

### Redshirt Freshman Season (2018):

Versatile and dynamic player in her first season of collegiate softball as she helped the Seminoles win the 2018 NCAA National Championship...was named to the 2018 Women's College World Series All-Tournament Team af-

# 5 • ELIZABETH MASON

Infield • Senior • Tampa, Fla. • Gaither

ter leading the team and tournament with nine RBI, along with five hits, a double, two home runs and five runs scored...the nine RBI in the 2018 WCWS ranks in a tie for fourth in tournament history and she safely advanced eight runners to set a WCWS record...for the season, she tallied a .282 batting average (42-for-149) with 12 doubles, one triple and seven home runs with 34 RBI, 22 walks, 37 runs scored and 14 stolen bases...recorded five sacrifice flies, which led the team, and ranked 15th in the NCAA...hit an RBI single in her first career plate appearance and later scored a run versus Portland State (Feb 9)...pinch ran and scored, and later drew a walk against No. 14 Minnesota on February 16...had a single and also drove in the game-winning run with a sacrifice fly on February 18 vs. Michigan...batted 2-for-3 with a double and her first career home run on February 24 against Georgia State... hit a double, walked, scored a run and drove in an RBI on March 3 against Florida Gulf Coast...drove in the game-winning run against No. 6 Oregon on March 4 with a sacrifice fly...walked twice, stole a base and scored a run against Penn on March 8...had a pair of hits at North Florida on March 10, a double and a two-run home run...drove in the first run of both games of a doubleheader against Troy on March 21. She hit a solo home run in game one and drew a bases-loaded walk in game two. She finished the day 3-for-3 from the plate with two walks, four RBI and two runs scored...was 2-for-3 from the plate with a double and two RBI on March 24 against Syracuse... walked, stole a base and scored a run in FSU's 5-4 win over the Orange on March 25... earned NFCA Top Performer of the Week honors on March 27...had two hits, including a double on March 30 at Georgia Tech...tied a season high with two stolen bases on March 31 at GT...batted 5-for-7 over both games of the doubleheader against No. 19 Louisiana, including a double, two RBI, three runs scored and three stolen bases...went 2-for-3 with a double, a run scored and a stolen base against Pitt on April 8...drove in a run, stole a base and scored in FSU's come-from-behind win over BC on April 13...tallied three RBI and hit her fourth home run of the season in FSU's 8-0 win against Louisville (4/22)...walked and hit a home run at NC State on May 4...singled, walked, stole a base and scored in FSU's 7-4 win over Louisville in the ACC Tournament on May 10...drew two walks and scored two runs, including one each in the seventh inning, as Florida State won the 2018 ACC Championship with a 5-4 win over Pitt on May 12...hit an RBI single and scored as part of a six-run inning on May 18 against Jacksonville State...walked, hit a sacrifice fly and scored a run on June 2 against Georgia...hit a double and drove in the first two runs of the game against No. 1 Oregon in a 4-1 win over the Ducks in a WCWS elimination game on June 2...hit a three-run home run in the bottom of the sixth inning to carry the Seminoles to a 3-1 come-from-behind win over No. 3 UCLA on June 3...batted 2-for-3 with a home run, two runs scored and three RBI in game two of the WCWS Championship Series against No. 5 Washington on June 5 as FSU won its first NCAA National Championship with a 8-3 win over the Huskies.

**Freshman Season (2017):**

Redshirted her freshman season.

**High School:**

Excelled at Gaither High School in Tampa, Fla., earning All-Western Conference accolades in all four seasons for the Cowboys...recorded her best season in 2016, earning All-Hillsborough County, All-Tampa Bay and 7A All-State First Team honors on her way to being named the Florida Athletic Coaches Association District 15 Class 7A Player of the Year...participated on the Clearwater Bombers Gold (Mason) travel ball team, earning a USSSA World Series championship in 2012 and winning ASA National Qualifiers in 2013 and 2015...also competed for Gaither on the volleyball team, earning Most Valuable Player honors as a junior as she registered the most aces and kills on the team...an excellent student and held a 6.4 GPA and was among the top five percentile at Gaither while being a member of the National Honor Society and the Beta Club...chose Florida State after being recruited by West Point, Alabama and Boston College, among others...mentioned that one of the reasons that she chose Florida State was how the players treated her like a sister and the coaches made her feel like a part of the family.



**CAREER STATISTICS AT FLORIDA STATE**

Year	avg	gp-gs	ab	r	h	2b	3b	hr	rbi	tb	slg%	bb	hbp	so	gdp	ob%	sf	sh	sb-att	po	a	e	fld%
2018	.282	62-54	149	37	42	12	1	7	34	77	.517	22	1	32	1	.367	5	0	14-16	153	10	2	.988
2019	.343	60-60	169	55	58	15	2	11	57	110	.651	30	2	25	0	.439	4	0	4-5	114	4	2	.983
2020	.200	24	21	15	12	1	0	4	19	25	.417	12	0	14	0	.320	3	0	7-7	130	47	5	.937
<b>TOTAL</b>	<b>.296</b>	<b>146-135</b>	<b>378</b>	<b>107</b>	<b>112</b>	<b>2</b>	<b>3</b>	<b>22</b>	<b>110</b>	<b>212</b>	<b>.561</b>	<b>64</b>	<b>3</b>	<b>71</b>	<b>1</b>	<b>.392</b>	<b>12</b>	<b>0</b>	<b>25-28</b>	<b>397</b>	<b>61</b>	<b>9</b>	<b>.983</b>





# 24 • SYDNEY SHERRILL

Infield • Redshirt Junior • Moore, Okla. • Southmoore

CAREER HIGHS					
Hits:	4	2x, last at North Florida (3/10/18)	RBI:	5	at Louisville (4/8/19)
Doubles:	2	10x, last vs. Detroit Mercy (2/8/20)	Runs:	4	vs. Detroit Mercy (2/8/20)
Triples:	1	vs. FGCU (3/3/18)	Walks:	4	2x, last at UCF (3/4/20)
Home Runs:	2	at North Carolina (4/15/19)	Stolen Bases:	2	3x, last vs. Notre Dame (3/15/19)

- 2018 NCAA NATIONAL CHAMPION
- 2020 USA SOFTBALL PLAYER OF THE YEAR WATCH LIST
- 2020 PRESEASON ALL-ACC TEAM
- 2020 SOFTBALL AMERICA PRESEASON ALL-AMERICAN
- 2020 SOFTBALL AMERICA PRESEASON TOP 100 (No. 5)
- 2020 ESPNW PRESEASON TOP 25 PLAYER
- 2019 NFCA FIRST TEAM ALL-AMERICAN
- 2019 NFCA SOUTHEAST ALL-REGION SECOND TEAM
- 2019 USA SOFTBALL PLAYER OF THE YEAR TOP 26 FINALIST
- 2019 ACC DEFENSIVE PLAYER OF THE YEAR
- 2019 ALL-ACC FIRST TEAM
- 2019 ACC ALL-TOURNAMENT TEAM
- 2019 PRESEASON ALL-ACC TEAM
- 2018 WCWS ALL-TOURNAMENT TEAM
- 2018 NFCA THIRD TEAM ALL-AMERICAN
- 2018 NFCA SOUTHEAST ALL-REGION SECOND TEAM
- 2018 NFCA FRESHMAN OF THE YEAR TOP 10 FINALIST
- 2018 NFCA AND USA SOFTBALL NATIONAL PLAYER OF THE WEEK (APRIL 10)
- 2018 ACC FRESHMAN OF THE YEAR
- 2018 ALL-ACC FIRST TEAM
- 2018 ACC TOURNAMENT MVP
- 2018 ACC ALL-TOURNAMENT TEAM

### JUNIOR SEASON (2020)

Started at third base for all 24 games played of the shortened 2020 season due to the COVID-19 pandemic, finishing second on the team with a .344 batting average (22-for-64) while leading the Seminoles with 26 walks and 23 runs scored...also had four doubles, four home runs, 16 RBI, a .594 slugging percentage and a .543 on-base percentage...was perfect in 77 defensive opportunities at third base on the season...her four doubles increased her career total to 51, which tied Alex Powers (2014-17) and Jessie Warren (2015-18) for the FSU career record...the 51 doubles also sits in a tie for fifth in ACC history...her four home runs gave her 32 home runs for her career, which ranks seventh all-time in FSU history...drew a pair of walks against No. 1 Alabama on February 7...set a career high with four runs scored on February 8 against Detroit Mercy on 2-for-2 hitting with a walk and a home run...walked twice and scored a pair of runs in an 8-0 victory over No. 1 Alabama on February 8...hit a pair of doubles on February 9 against Detroit Mercy, along with a walk, three RBI and a run scored...drew a walk, singled and scored against FAMU on Feb 12...walked, hit an RBI single and scored versus No. 13 Minnesota on February 14...walked twice on Feb 15 against No. 23 Northwestern...hit a solo home run against No. 2 UCLA on February 16...had a pair of hits, including an RBI double against No. 19 Baylor on February 28...was 3-for-4 with a home run, three RBI and two runs scored on March 1 against Villanova...scored three runs, walked and added a home run against Holy Cross...tied a career high with four walks and added a single in a road win at No. 22 UCF on March 4...posted three hits, including a double, and two RBI on March 6 against Longwood...drew three walks and scored three runs on March 8 against Detroit Mercy.

### Sophomore Season (2019):

Shined for the Seminoles in 2019, both offensively and defensively, as the sophomore started all 65 games of the season and lead the team in eight different categories, including a .405 batting average, 75 hits, 18 doubles and 16 home runs...also added 60 RBI, 60 runs scored, 34 walks and was a perfect 8-for-8 on stolen base attempts... was one of seven different Seminole players to have at least 10 HR on the season and one of six to record at least 40 RBI...hit a single, walked, stole a base and scored a run against UNCW on opening day (Feb 8)...hit a solo home run in the bottom of the sixth inning against Iowa State on February 8, carrying the Seminoles to a 1-0 victory over the Cyclones...had a double, a home run and two runs scored against UNCG on February 9...drove in two runs as part of a nine-run first inning against UNCW on February 10...drew two walks against Ohio State on February 15...went 3-for-3 with two doubles, a home run, four RBI and two runs scored against Minnesota on February 16...walked twice, hit a double and scored two runs on February 17 against Florida Atlantic...hit a two-run home run against No. 6 Tennessee on February 17...walked twice and scored a run against Elon on Feb 22...batted 2-for-3 with three RBI and two runs scored against Lipscomb on February 23...closed out the Unconquered Invitational with a home run, a double, three RBI and two runs scored versus Samford on February 24...hit a pair of doubles on March 2 against Toledo...was 2-for-3 from the plate against Louisiana Tech with a double and a run scored...tied a season high with three singles at UCF on March 3...combined to go 4-for-7 with a double, a home run, two RBI and three runs scored during the doubleheader at Grand Canyon on March 6...drew three walks and scored a run at No. 12 Arizona on March 8...walked and scored a run in the series finale against the Wildcats on March 10...singled, walked and stole two bases versus Notre Dame on March 15...hit a two-run home run on March 16 against the Irish...tied a career high with three runs scored on March 20 against North Florida...hit an RBI single against NC State on March 23...drove in three runs on a bases-clearing double on March 29 at Virginia and added a single, a walk and two runs scored...batted 2-for-4 with an RBI and two runs scored in the series finale at UVA on March 31...hit a pair of singles on the road at No. 8 Florida on April 3...walked and hit an RBI double on April 6 at Louisville...drove in a career-high five RBI on April 8 against the Cardinals, including a seventh-inning grand slam...recorded a single, a stolen base and a home run at UNC on April 14...posted the first multi-HR game of her career on April 15 against the Tar Heels on 3-for-5 hitting with three runs scored...went 2-for-3 with a double against No. 6 Florida on April 17...hit a solo home run against Boston College (April 19)...walked and drove in two runs on April 21 against the Eagles...was 2-for-3 from the plate with a double, two RBI and a run scored in the series opener against Duke on April 26...had multiple hits in all three games at Syracuse (May 3-5), including a pair of doubles on May 4...hit a solo home run against Notre Dame in the ACC semifinals on May 10...drove in the game-ending run on an RBI double to center to close out the 8-0 win in six innings against North Carolina in the ACC Championship Game on May 11...brought in the first FSU run of the game in each game of the NCAA Tallahassee Regional...was 2-for-3 with a double, a home run, a walk, two RBI and two runs scored on May 18 against USF...hit the fourth of four consecutive home runs on May 18 against USF, which set a school record, an NCAA Tournament record and tied the NCAA record...drove in a run with a sacrifice fly on May 24 against No. 13



10 WCWS APPEARANCES • 17 ACC CHAMPIONSHIPS • 32 NCAA APPEARANCES

# 24 • SYDNEY SHERRILL

Infield • Redshirt Junior • Moore, Okla. • Southmoore

Oklahoma State in the second game of the NCAA Tallahassee Super Regional.


### Freshman Season (2018):

Had one of the best freshman seasons in Florida State history and etched her name in the FSU, ACC and NCAA record books as she led the Seminoles to their first NCAA National Championship...hit 29 doubles on the season, which set the FSU and ACC records and tied Nina Lindenberg (Fresno State - 1996) for the NCAA single-season record...named an NFCA Third Team All-American, received ACC Freshman of the Year honors and also earned a spot on the All-ACC First Team...tied for the team lead with two home runs at the 2018 WCWS and ranked second with seven RBI to earn a spot on the WCWS All-Tournament team...all seven RBI came with two outs, ranking second in the category in WCWS history...ranked second on the team overall with a .370 batting average and led the team and ACC with 81 hits...added 29 doubles, one triple, 12 home runs, 58 RBI, 46 runs scored and 16 stolen bases...started all 70 games on the season, including eight games at third base after Jessie Warren's injury on March 10...her first career hit was a home run as she drove a third-inning pitch over the wall in right for a two run home run against Portland State on February 9...stole a base, scored a run and drove in an RBI on February 10 against Portland State...batted 2-for-3 with an RBI vs. Florida AGM (Feb 14)...gave the Noles the lead on No. 14 Minnesota with a two-run double in the sixth inning on February 16...had a career-high four hits and scored two runs against the Gophers on February 17...went 2-for-3 against No. 20 Michigan on February 18, hitting a double in the sixth inning and later scored the game-winning run...named ACC/Big Ten Softball Challenge Most Valuable Player - Tallahassee Site (February 18)...also earned ACC Player of the Week honors on February 20...was 2-for-4 with a double against McNeese on February 20...batted 2-for-2 with a pair of doubles, one RBI and two runs scored against Northern Iowa on Feb 23...drove in a pair of runs and hit a home run against Georgia State on February 24...was 3-for-4 with a triple, a home run, two RBI and two runs scored against FGCU on March 3...tied a career high with four hits, including two doubles, and had three RBI on the road at North Florida (3/10)...walked and hit a home run in game two of the doubleheader at UNF on March 10...hit a home run and drove in a career-high four RBI on March 21 in game one of the doubleheader against Troy...scored three runs in game two of the DH with Troy on 2-for-2 hitting with two walks and two RBI...drove in two runs and walked twice on March 24 against Syracuse...hit her 12th double of the season on March 25 against the Orange...hit a pair of doubles at Georgia Tech on March 30, driving in two RBI...recorded two more doubles in the series finale at GT on April 1...went 4-for-7 with two doubles, a home run and three RBI against No. 19 Louisiana on April 4...posted two doubles and two RBI vs. Pitt on April 6, setting an FSU single-season record with 20 doubles...drove in a season-high four RBI along with a home run on April 8 vs. Pitt...named ACC Player of the Week as well as NFCA and USA Softball National Player of the Week on April 10...recorded a double in each of the first two games of the Louisville series on April 21-22...drew four walks on April 27 at Notre Dame and added a single, a stolen base and a run scored...batted .700 (7-for-10) in the three games of the ACC Championship, with a double, a home run, two walks, three RBI and three runs scored to earn 2018 ACC Tournament MVP honors...drove in the game-winning run with a two-run single to right against Jacksonville

State on May 18...hit a double, a home run and drove in three RBI in the regional championship against Jacksonville State on May 20...walked, hit a single and scored two runs in game two of the NCAA Super Regional against No. 11 LSU on May 26...hit her NCAA-leading 27th double of the season in game three versus LSU on May 26...hit a three-run double on May 31 against No. 3 UCLA in the first game of the 2018 Women's College World Series...singled and scored in an elimination game against No. 7 Georgia on June 2...hit a solo home run versus No. 1 Oregon on June 2...hit a three-run home run against No. 3 UCLA on June 3 to send the Seminoles to the WCWS Championship Series...hit her 29th double of the season in the third inning on June 5, setting the ACC record and tying the NCAA single-season mark.

### High School:

Attended Southmoore High School...led the SaberCats to the 2017 6A Oklahoma State Championship...batted .611 for the season and was named The Oklahoman's Big All-City Player of the Year...named 2017 Oklahoma Gatorade Player of the Year...competed for the USA Junior Women's National Team during the summer of 2017.



### CAREER STATISTICS AT FLORIDA STATE

Year	avg	gp-gs	ab	r	h	2b	3b	hr	rbi	tb	slg%	bb	hbp	so	gdp	ob%	sf	sh	sb-att	po	a	e	fld%
2018	.370	70-70	219	46	81	29	1	12	58	148	.676	24	2	20	1	.435	1	1	16-16	108	112	8	.965
2019	.405	65-65	185	60	75	18	0	16	60	141	.762	34	1	15	0	.489	5	0	8-8	64	125	8	.959
2020	.344	24-24	64	23	22	4	0	4	16	38	.594	26	2	10	1	.543	0	0	1-3	21	56	0	1.000
<b>TOTAL</b>	<b>.380</b>	<b>159-159</b>	<b>468</b>	<b>129</b>	<b>178</b>	<b>51</b>	<b>1</b>	<b>32</b>	<b>134</b>	<b>327</b>	<b>.699</b>	<b>84</b>	<b>5</b>	<b>45</b>	<b>2</b>	<b>.474</b>	<b>6</b>	<b>1</b>	<b>25-27</b>	<b>193</b>	<b>293</b>	<b>16</b>	<b>.968</b>





# 31 • DANIELLE WATSON

**Pitcher • Redshirt Junior • Osceola, Ind. • Penn/Louisville**

CAREER HIGHS				
Innings Pitched:	8.0	vs. UMass (3/9/18)	Walks Allowed:	8 vs. Florida State (4/22/18)
Runs Allowed:	13	at Virginia Tech (3/31/19)	Strikeouts:	11 2x, last vs. Georgia Tech (4/11/19)
Earned Runs:	11	at Virginia Tech (3/31/19)	Hits Allowed:	11 vs. Virginia Tech (3/31/19)

**Junior Season At Florida State (2020):**

Redshirted the 2020 season due to ACC transfer rules.

**Sophomore Season at Louisville (2019):**

All-ACC Academic Team member... Led the pitching staff with 88 strikeouts in 161.0 innings... Posted a 3.83 ERA and a 12-15 record ... Tossed a complete game, giving up one run and scattering two hits in the NCAA regional win over No. 17/16 Northwestern (5/18)... Named ACC Co-Pitcher of the Week on April 9... Tied a career high with 11 strikeouts in the 7-2 win over Georgia Tech (4/21)... Tossed a complete game one-hit shutout in the 2-0 win over No. 3/3 Florida State (4/6)... Hit her first career home run at Western Kentucky (4/3)... Registered a career-high 11 strikeouts against Syracuse (3/17)... Went 3-for-4 with her first career run and RBI - setting a career high for hits - in the 14-1 win over Michigan State (3/8), also picked up a complete game win with five strikeouts in the contest... Got the win against Missouri after scattering five hits and striking out five in 7.0 innings... Struck out eight and scattered three hits in a complete game win against Kansas (2/24)... Registered her first career hit with a double against Kansas (2/24)... Got the complete game win against No. 15/17 Michigan, striking out four and giving up one earned run while striking out four and scattering five hits in seven innings... Tossed a one-hit shutout with a career-high nine strikeouts in the 9-0 win over Cal State Fullerton (2/8)... Scattered two hits and struck out six in seven innings in the 1-0 loss to Northwestern (2/9).

**Freshman Season at Louisville (2018):**

Made 36 appearances with 19 starts... Posted a 14-10 record and a 3.13 ERA with 105 strikeouts in 129.2 innings... Held opponents to a .224 batting average... Picked up the save against Marshall after retiring all six batters she faced in the final two innings... Notched her first shutout in the 15-0 win against UAB (3/1)... Selected College Sports Madness ACC Player of the Week and named to the NFCA honor roll on March 4 following her performance in the Red & Black Classic... Delivered a season-high eight strikeouts in the 4-1 win over Maryland (3/2)... Registered seven strikeouts against Northwestern (2/16)... Posted her first career win against UCF (2/9)... Got the win in the Cards' 5-3 victory over North Florida (2/10)... Picked up the win against Illinois (2/11)... Named to ACC Academic Honor Roll.

**High School/Club:**

Four-year letterwinner at Penn High School... Helped team to state runner-up finish in 2016 with no hitters in sectional and regional games... Three-time sectional and regional champion... Three-time all-state first team selection... Has registered 11 career no-hitters... Two-time Northern IN Conference MVP... Four-time all-conference selection... USA Today All-USA high school team selection... Premier Girls Fastpitch

(PGF) All- American...Colorado Independence Day Tournament (IDT) and Triple Crown Tournament runner-up with travel team, Indiana Magic Gold... Earned academic all-state honors and was named to the NIC all-academic team.

**Personal:**

Birthdate is March 8, 1999... Daughter of Brent and Melissa Watson, Jackie and Brian Green ... Favorite softball memory is finishing second at the Colorado IDT tournament after battling back eight games from the losers bracket.



**CAREER PITCHING STATISTICS**

Year	era	w-l	app	gs	cg	sho	sv	ip	h	r	er	bb	so	2b	3b	hr	bf	bavg	wp	hbp	bk	sfa	sha
2018-UofL	3.13	14-10	36	19	6	0/1	2	129.2	112	80	58	92	105	14	3	11	621	.224	16	19	0	3	6
2019-UofL	3.83	12-15	39	28	15	0/2	2	161.0	139	109	88	96	164	27	2	11	737	.225	29	12	0	3	9
<b>TOTAL</b>	<b>3.52</b>	<b>26-25</b>	<b>75</b>	<b>47</b>	<b>21</b>	<b>0/3</b>	<b>4</b>	<b>290.2</b>	<b>251</b>	<b>189</b>	<b>146</b>	<b>188</b>	<b>269</b>	<b>41</b>	<b>5</b>	<b>22</b>	<b>1358</b>	<b>.225</b>	<b>45</b>	<b>31</b>	<b>0</b>	<b>6</b>	<b>15</b>



**10 • JOSIE MUFFLEY**  
**Infielder • Redshirt Sophomore • Portage, Mich. • Central/Tulsa**

CAREER HIGHS					
Hits:	4	2x, last at North Florida (3/10/18)	RBI:	5	at Louisville (4/8/19)
Doubles:	2	9x, last at Syracuse (5/4/19)	Runs:	3	3x, last at North Carolina(4/15/19)
Triples:	1	vs. FCCU (3/3/18)	Walks:	4	at Notre Dame (4/27/18)
Home Runs:	2	at North Carolina (4/15/19)	Stolen Bases:	2	3x, last vs. Notre Dame (3/15/19)

**SOPHOMORE SEASON - AT FSU (2020)**

Played in 23 games, including 22 starts at shortstop, during the 2020 season that was shortened due to the COVID-19 pandemic, finishing with a .204 batting average (11-for-54) and four doubles, two home runs, 10 RBI, six walks and 12 runs scored... led the team with five hit-by-pitches and also added two stolen bases...scored a run in each game on Opening Day in wins over North Carolina and No. 1 Alabama...walked and scored two runs on February 8 against Detroit Mercy...hit a solo home run against No. 1 Alabama on February 8...lined a double and scored a run versus Detroit Mercy on February 9...drew two walks in a win against Florida A&M on Feb 12...hit a double on February 14 against No. 1 Washington...walked and scored a run versus No. 13 Minnesota (Feb 14)...drew a walk, singled and stole a base versus Liberty on February 16...hit a single and drew a walk against No. 2 UCLA (Feb 16)...lined a two-run double against No. 19 Baylor (Feb 29)...went 2-for-4 with two RBI and a solo home run on March 4 at No. 22 UCF...drove in two runs and stole a base against Longwood on March 6...was hit by two pitches, singled and scored two runs versus Detroit Mercy (March 8).

**Freshman Season At Tulsa (2019):**

Appeared in 40 games with 36 starts at shortstop for the Golden Hurricane...posted a .327 batting average (36-for-110) with eight doubles, two home runs, 18 RBI and 31 runs scored...finished third on the team with 11 multi-hit games and was sixth with five multi-RBI games...tallied a 10-game hitting streak from February 22 to March 10, which marked the longest streak on the team...went 2-for-3 with two RBI and two runs scored on February 16 at South Alabama...had a double on two hits, a run scored and three RBI against North Dakota (Feb 17)...had a hit in each game on the road at No. 11 Texas on February 22 and 23...finished off the Texas Invitational batting a combined 5-for-8 with two RBI and two runs scored in a pair of games against Sam Houston State (Feb 23-24)...had an outstanding day at the plate on March 2 against Syracuse, hitting 2-for-2 with a pair of doubles, two walks, two RBI and three runs

scored...had a season-high four hits against Grand Canyon on March 8, ending with a double, a stolen base, a run scored and an RBI...was 3-for-4 against Nebraska and added a double, a home run and three RBI...hit a pair of singles, was hit by two pitches and scored two runs on the road at USF on March 23...scored twice and had a pair of singles against Memphis on March 30...posted a pair of hits, including a double on April 14 at ECU.

**High School/Club:**

Attended Central High School in Portage, Michigan...earned three All-Conference honors in high school...batted .463 as a sophomore with 12 doubles and a pair of triples...topped the team with a .493 batting average as a junior with 35 runs scored, 14 RBI and 22 walks...played hockey and baseball growing up and has battled through breaking her ankle and multiple bones in her back to compete at the highest level.



**CAREER STATISTICS**

Year	avg	gp-gs	ab	r	h	2b	3b	hr	rbi	tb	slg%	bb	hbp	so	gdp	ob%	sf	sh	sb-att	po	a	e	fld%
2019-Tulsa	.327	40-36	110	31	36	8	0	2	18	50	.455	9	15	5	0	.444	1	0	3-3	55	85	13	.915
2020-FSU	.204	23-22	54	12	11	4	0	2	10	21	.389	6	5	5	0	.328	2	1	2-2	27	47	5	.937
<b>TOTAL</b>	<b>.287</b>	<b>63-58</b>	<b>164</b>	<b>43</b>	<b>47</b>	<b>12</b>	<b>0</b>	<b>4</b>	<b>28</b>	<b>71</b>	<b>.406</b>	<b>15</b>	<b>20</b>	<b>10</b>	<b>0</b>	<b>.406</b>	<b>3</b>	<b>1</b>	<b>5-5</b>	<b>83</b>	<b>133</b>	<b>18</b>	<b>.922</b>





# 32 • KATHRYN SANDERCOCK

Pitcher • Redshirt Sophomore • McLean, Va. • Bishop O'Connell

CAREER HIGHS				
Innings Pitched:	7.0	vs Boston College (4/21/19)	Walks Allowed:	4 vs. Minnesota (2/16/19)
Runs Allowed:	5	vs. Alabama (2/7/20)	Strikeouts:	6 vs. Kent State (2/28/20)
Earned Runs:	4	3x, last vs. Minnesota (2/14/20)	Hits Allowed:	10 vs. Florida Atlantic (2/17)

- 2020 SOFTBALL AMERICA PRESEASON TOP 100 (No. 78)
- 2019 ALL-ACC FRESHMAN TEAM
- 2019 ALL-ACC ACADEMIC TEAM
- 2019 ACC ACADEMIC HONOR ROLL
- 2019 USA U-19 NATIONAL TEAM MEMBER

### SOPHOMORE SEASON (2020)

Shined in the circle as a sophomore during the shortened 2020 season due to the COVID-19 pandemic, leading the team with a 9-1 record with two saves and 60.2 innings pitched...finished with a 2.19 ERA and allowed 50 hits, 28 runs with 19 earned, along with 11 walks and 35 strikeouts, as opponents batted just .221 against her on the season...started against No. 1 Alabama on February 7 and allowed five runs, three earned, on four hits and one walk...retired all nine batters she faced in a win against Detroit Mercy on February 8...earned a win in relief versus Detroit Mercy (Feb 9)...tossed 2.0 innings, giving up a hit and an unearned run on February 12 against Florida A&M...did not allow a walk and tied a career high with five strikeouts in 4.1 innings against No. 13 Minnesota on February 14...retired 11 of the 12 batters she faced from the third to the sixth inning against No. 2 UCLA on February 16...posted a career-high six strikeouts in a win against Kent State on February 28...did not allow a run in 2.0 innings of relief to earn a save at No. 21 Arkansas on February 29...allowed just one hit in 6.0 innings on March 6 against Longwood...gave up two hits and one walk with four strikeouts in a win against Detroit Mercy on March 8.

### Freshman Season (2019):

Excelled as a freshman for the Seminoles in 2019, appearing in 32 games as a pitcher with 11 starts...posted a 13-0 record with a 1.99 ERA, along with a save...allowed 33 runs on 88 hits through 91.1 innings with 49 strikeouts as opponents posted a .251 batting average against her...pitched 4.0 innings of relief on February 8 to earn the win over UNCW, allowing just one run on three hits...recorded a complete-game shutout against UNCG on February 9, giving up four hits and one walk with five strikeouts...allowed just one run on three hits in a 5.1 inning start against No. 3 Oklahoma on February 15...struck out four and allowed two runs on three hits in 3.0 innings against Minnesota on February 16...gave up just one earned run and posted four strikeouts without a walk on February 17 against Florida Atlantic...posted three strikeouts over 2.1 innings of scoreless relief on February 22 versus Elon...allowed one run on two hits over 4.0 innings at Grand Canyon on March 6...retired all six batters she faced as she closed out the game against Notre Dame on March 15...scattered five hits, allowed an unearned run and recorded four strikeouts against North Florida on March 20...gave up two runs on four hits in a 2.0-inning relief appearance against NC State on March 23...allowed just three hits and one run over 4.0 innings with two strikeouts in a victory at Virginia on March 30...pitched 2.0 scoreless innings at Louisville on April 6, allowing just one hit, with a walk and a strikeout...allowed just one run over 3.2 innings against No. 6 Florida on April 17...pitched a complete-game shutout against Boston College on April 21, posting four strikeouts...


did not allow an earned run over 5.1 innings of relief in three appearances against Duke on April 26-28...gave up just one run and zero walks over three relief appearances on the road at Syracuse (May 3-5)...tossed the final 3.0 innings against USF, allowing just two hits and one run to pick up the victory...earned the win against No. 21 South Carolina in relief on May 19...allowed just one hit and one unearned run over four innings of relief against No. 13 Oklahoma State in game three of the NCAA Tallahassee Super Regional on May 25.

### High School:

Attended Bishop O'Connell High School...named Virginia Gatorade Player of the Year as a junior in 2017...2017 Washington Catholic Athletic Conference (WCAC) Player of the Year...received All-State and Player of the Year honors her junior and senior year...was selected as the team's most valuable player in her final two seasons...named to The Washington Post's All-Met First Team as a junior and senior...received Second Team honors as a sophomore...honor roll recipient as a junior.

### Personal:

Majoring in Psychology... looks forward to playing at Virginia because it's close to home...best part of being a student-athlete is the support...would like to play Penn State because her sister goes there...favorite movie is Dirty Dancing...favorite magazine is Vogue...Blackbear is her favorite singer...chocolate chip cookie dough is her favorite ice cream flavor...cannot live without chocolate...wants to be a sports psychologist...had to overcome hip surgery her senior year of high school...favorite TV show is Friends...a necklace her sister gave her is her favorite accessory...has one sister...grew up with two dogs...dad plays football and baseball...sister is a cheerleader.



### CAREER PITCHING STATISTICS AT FLORIDA STATE

Year	era	w-l	app	gs	cg	sho	sv	ip	h	r	er	bb	so	2b	3b	hr	bf	bavg	wp	hbp	bk	sfa	sha
2019	1.99	13-0	32	11	3	2/4	1	91.1	88	33	26	15	49	11	3	6	382	.251	2	8	0	3	5
2020	2.19	9-1	49	6	0	0/5	2	60.2	50	28	19	11	35	14	0	4	245	.221	2	4	0	0	4
<b>TOTAL</b>	<b>2.07</b>	<b>22-1</b>	<b>49</b>	<b>17</b>	<b>3</b>	<b>2/9</b>	<b>3</b>	<b>152.0</b>	<b>138</b>	<b>61</b>	<b>45</b>	<b>26</b>	<b>84</b>	<b>25</b>	<b>3</b>	<b>10</b>	<b>627</b>	<b>.236</b>	<b>4</b>	<b>12</b>	<b>0</b>	<b>3</b>	<b>9</b>



# 6 • KALEY MUDGE

Outfielder • Redshirt Freshman • Winter Springs, Fla. • Winter Springs

CAREER HIGHS					
Hits:	1	5x, last vs. Longwood (3/6/20)	RBI:	1	4x, last vs. Penn (3/8/20)
Doubles:	1	2x, last at UCF (3/4/20)	Runs:	2	3x, last at UCF (3/4/20)
Triples:	1	vs. Detroit Mercy (2/9/20)	Walks:	1	5x, last vs. Charleston Southern (3/7/20)
Home Runs:	-	-	Stolen Bases:	1	2x, last at UCF (3/4/20)




### FRESHMAN SEASON (2020)

Played in 23 games, including four starts in the outfield, during the 2020 season that was shortened due to the COVID-19 pandemic, finishing with a .217 batting average (5-for-23), with two doubles, a triple, four RBI five walks, two stolen bases and nine runs scored...was perfect in 20 defensive opportunities, including two outfield assists...entered as a defensive replacement against both North Carolina and No. 1 Alabama on February 7...pinch ran, hit a double and scored two runs on February 8 against Detroit Mercy...scored twice and hit an RBI triple versus Detroit Mercy on February 9...pinch ran and stole base against No. 1 Washington on February 14...walked and scored versus No. 13 Minnesota (Feb 14)...drew a walk on February 16 against No. 2 UCLA...walked and scored a run against Kent State (Feb 28)...hit an RBI single on March 3 against Holy Cross...doubled, walked, stole a base and scored two runs on the road against No. 22 UCF on March 4...drove in a run with an RBI single on March 6 against Longwood.

### High School/Club

Attended Winter Springs High School...competed with the Hatters Gold-Birle and Gold Coast Hurricanes-Cooper travel teams...following a win at the 8A State Championship in 2019, she earned the titles Seminole County Softball Player of the Year and 8A Florida Dairy Farmers Player of the Year...selected for the First Team for both All-State and All-State Academic Team in 2016 and 2017...concluded her high school career with a .459 batting average, 151 hits, 61 RBIs, 128 runs, and 88 stolen bases, 28 happening during the 2016 season alone (school-record).



### CAREER STATISTICS

Year	avg	gp-gs	ab	r	h	2b	3b	hr	rbi	tb	slg%	bb	hbp	so	gdp	ob%	sf	sh	sb-att	po	a	e	fld%
2020	.217	23-4	23	9	5	2	1	0	4	9	.391	5	0	9	0	.345	1	1	2-2	18	2	0	1.000
TOTAL	.217	23-4	23	9	5	2	1	0	4	9	.391	5	0	9	0	.345	1	1	2-2	18	2	0	1.000






# 9 • DEVYN FLAHERTY

Infield • Redshirt Freshman • Sarasota, Fla. • Riverview Sarasota

CAREER HIGHS					
Hits:	3	vs. Detroit Mercy (3/8/20)	RBI:	3	2x, last vs. Detroit Mercy (3/8/20)
Doubles:	2	vs. Detroit Mercy (3/8/20)	Runs:	3	vs. Kent State (2/28/20)
Triples:	1	3x, last vs. Holy Cross (3/3/20)	Walks:	2	vs. Kent State (2/28/20)
Home Runs:	1	3x, last vs. Kent State (2/28/20)	Stolen Bases:	2	2x, last vs. Penn (3/8/20)




Detroit Mercy...lined a single and stole a base on February 12 against Florida A&M...hit an RBI single and drew a walk on February 14 against No. 13 Minnesota...stole a base and scored a run versus Liberty (Feb 16)...walked twice, stole two bases and scored three runs on February 28 against Kent State...hit a double, a triple and drove in two runs on March 3 against Holy Cross...went 3-for-4 with an RBI and a run scored versus Penn... hit two doubles, drove in three runs and stole a base on March 8 against Detroit Mercy.

### High School/Club

Played at Riverview Sarasota High School...earned the title of Sarasota Athlete of the week in April of 2019...following her posting of a .488 batting average, a total of 84 hits, 55 RBIs, and 54 runs throughout her career, Flaherty was nominated as a 2019 HT Preps All-Area Softball Player of the Year Finalist... earned a spot on the East team in the 2019 PGF High School All-American Game... selected as the Rams Team MVP and First Team All-District honors in 2018...played club ball for the Santa Fe Inferno.

### FRESHMAN SEASON (2020)

Appeared in all 24 games, including 22 starts, during the 2020 season that was shortened due to the COVID-19 pandemic, finishing with a .333 batting average (22-for-66), with four doubles, three triples, three home runs, 16 RBI and 17 runs scored... her three triples led the team and ranked No. 21 in the NCAA...also added 10 walks, tied with Kiersten Landers for the team lead with eight stolen bases and posted a .621 slugging percentage on the season...her 22 starts were spread among five different positions - first base (8), second base (6), left field (5), short-stop (2) and right field (1) - making her just the second FSU player under Lonni Alameda to start at five different positions in one season, joining Kelly Hensley from 2013, and is the first one to do it without starting at designated player...drew a walk, singled and scored a run against No. 1 Alabama on February 7...was 2-for-2 with a triple, a home run, two RBI and two runs scored against Detroit Mercy (Feb 8)...hit a triple and a three-run home run, both in the second inning, on February 9 against



### CAREER STATISTICS

Year	avg	gp-gs	ab	r	h	2b	3b	hr	rbi	tb	slg%	bb	hbp	so	gdp	ob%	sf	sh	sb-att	po	a	e	fld%
2020	.333	24-22	66	17	22	4	3	3	16	41	.621	10	0	13	1	.416	1	0	8-10	80	15	2	.979
TOTAL	.333	24-22	66	17	22	4	3	3	16	41	.621	10	0	13	1	.416	1	0	8-10	80	15	2	.979



# 7 • KIERSTEN LANDERS

Outfielder • Redshirt Freshman • Scott Depot, W.V. • Hurricane

CAREER HIGHS					
Hits:	3	3x, last vs. Detroit Mercy (2/8/20)	RBI:	3	vs. Detroit Mercy (2/8/20)
Doubles:	1	3x, last vs. Detroit Mercy (3/8/20)	Runs:	2	4x, last vs. Detroit Mercy (3/8/20)
Triples:	1	vs. Liberty (2/16/20)	Walks:	2	vs. Longwood (3/6/20)
Home Runs:	-		Stolen Bases:	1	8x, last vs. Longwood (3/6/20)

**2019 ACC ACADEMIC HONOR ROLL  
ACC PLAYER OF THE WEEK (2/11/20)**

**REDSHIRT FRESHMAN SEASON (2020)**

Appeared in all 24 games, including 23 starts, during the 2020 season that was shortened due to the COVID-19 pandemic, and led the team with a .358 batting average (24-for-67)... added three doubles, one triple, eight RBI, four walks and 17 runs scored...tied with Devyn Flaherty for the team lead with eight stolen bases...was perfect in 15 defensive opportunities, including an outfield assist...hit a double in her first collegiate at-bat against North Carolina on February 7, and finished with three hits, a run scored and an RBI...tallied three hits with a stolen base, two RBI and two runs scored on February 7 against No. 1 Alabama, including scoring the game-winning run in the bottom of the eighth inning...went 3-for-4 with a walk, three RBI, two runs scored and a stolen base against Detroit Mercy on February 8...singled and scored in FSU's 8-0 win in five innings against No. 1 Alabama on February 8...named ACC Player of the Week on February 11...hit an infield single, stole a base and scored a run on February 12 against Florida A&M... recorded a pair of singles and stole a base against No. 1 Washington on February 14...walked, singled and scored a run versus No. 13 Minnesota...hit a triple and scored a run against Liberty on February 16...lined a double against Kent State on February 28...singled and stole a base on the road at No. 21 Arkansas on February 29...walked twice, stole a base and scored two runs on March 6 against Longwood...hit a double and a bunt single on March 8 against Detroit Mercy.

**FRESHMAN SEASON (2019):**

Redshirted during her freshman season.


**HIGH SCHOOL:**

Attended Hurricane High School in West Virginia...played for the club team WV Outlaws...four-time First Team All-State selection and All-Conference member...won the WV state championship

as a junior and a senior...received Underclassmen All-American honors in 2017...member of the A Honor Roll during both her junior and senior years of high school.

**PERSONAL:**


Excited to play against Virginia Tech because her best friend plays there...best part of being a student-athlete is the support from all the fans...favorite movie is Dances with Wolves... favorite subject is English...cannot live without sweet tea... wants to become a college softball coach...played volleyball in high school...favorite TV show is The Office...favorite home-cooked meal is spaghetti...has two sisters...had 11 pets growing up...mom and aunt played softball, while her uncle played baseball.



**CAREER STATISTICS**

Year	avg	gp-gs	ab	r	h	2b	3b	hr	rbi	tb	slg%	bb	hbp	so	gdp	ob%	sf	sh	sb-att	po	a	e	fld%
2020	.358	24-23	67	17	24	3	1	0	8	29	.394	4	0	12	0	.394	0	2	8-8	14	1	0	1.000
<b>TOTAL</b>	<b>.358</b>	<b>24-23</b>	<b>67</b>	<b>17</b>	<b>24</b>	<b>3</b>	<b>1</b>	<b>0</b>	<b>8</b>	<b>29</b>	<b>.394</b>	<b>4</b>	<b>0</b>	<b>12</b>	<b>0</b>	<b>.394</b>	<b>0</b>	<b>2</b>	<b>8-8</b>	<b>14</b>	<b>1</b>	<b>0</b>	<b>1.000</b>





# 2 • MAEGAN TOMLINSON

Outfielder • Redshirt Sophomore • Tallahassee, Fla. • Chiles

CAREER HIGHS			
Hits:	-	RBI:	-
Doubles:	-	Runs:	1 9x, last vs. Holy Cross (3/3/20)
Triples:	-	Walks:	-
Home Runs:	-	Stolen Bases:	1 4x, last vs. Longwood (3/6/20)

### 2019 ACC ACADEMIC HONOR ROLL

### SOPHOMORE SEASON (2020):

Appeared in 10 games of the shortened 2020 season due to the COVID-19 pandemic, finishing with four runs scored and two stolen bases...entered defensively to play right field on February 9 against Detroit Mercy...pinch-ran and scored a run against Florida A&M on February 12...scored a run against Villanova on March 1...stole her second base of the season versus Longwood (March 6).

### FRESHMAN SEASON (2019)

Appeared in 17 games as a freshman, primarily as a pinch runner...scored five runs on the season and added two stolen bases...pinch-ran and stole base against Iowa State on February 9...recorded a stolen base versus South Alabama (Feb 20)...pinch ran and scored a run against Dartmouth on March 3...scored a run on May 9 against Georgia Tech in the quarterfinals of the ACC Tournament.

### HIGH SCHOOL:

Attended Chiles High School...played for Wagners club team...combined for a record of 65-17 in three seasons for the Timberwolves, earning FHSAA District Championships each year...named to the All-Big Bend Second Team in 2017...four-year member of the High Honor Roll...member of the National Honor Society...earned the Coaches Academic Award in 2017-18.

### PERSONAL:

Majoring in Communications...excited to play Duke because her best friend plays for them...enjoys playing in the ACC because everyone underestimates the conference...would love to play against UCLA...favorite movie is How to Lose a Guy in 10 Days...favorite magazine is Cosmo...Crazy Girl is her favorite song...favorite subject is history...cookie dough is her favorite ice cream flavor...speaks Spanish...cannot live without sweet tea...aspires to be a marketing rep for a large corporation...favorite TV show

is Vampire Diaries...belts are her favorite accessory...says Elizabeth Mason is the best dancer on the team...thinks that Anna Shelnutt is the best jokester...grew up with three pets...has two siblings.



### CAREER STATISTICS

Year	avg	gp-gs	ab	r	h	2b	3b	hr	rbi	tb	slg%	bb	hbp	so	gdp	ob%	sf	sh	sb-att	po	a	e	fld%
2019	.000	17-0	0	5	0	0	0	0	0	0	.000	0	0	0	0	.000	0	0	2-3	0	0	0	.000
2020	.000	10-0	0	4	0	0	0	0	0	0	.000	0	0	0	0	.000	0	0	2-2	0	0	0	.000
<b>TOTAL</b>	<b>.000</b>	<b>27-0</b>	<b>0</b>	<b>9</b>	<b>0</b>	<b>0</b>	<b>0</b>	<b>0</b>	<b>0</b>	<b>0</b>	<b>.000</b>	<b>0</b>	<b>0</b>	<b>0</b>	<b>0</b>	<b>.000</b>	<b>0</b>	<b>0</b>	<b>4-5</b>	<b>0</b>	<b>0</b>	<b>0</b>	<b>.000</b>



# 20 • KAIA LOPRESTE

Catcher • Redshirt Freshman • Brandon, Fla. • Riverview

CAREER HIGHS					
Hits:	2	5x, last vs. Detroit Mercy (3/8/20)	RBI:	2	2x, last vs. Detroit Mercy (3/8/20)
Doubles:	1	5x, last vs. Detroit Mercy (3/8/20)	Runs:	1	6x, last vs. Detroit Mercy (3/8/20)
Triples:	-	-	Walks:	1	2x last vs. Creighton (3/7/20)
Home Runs:	1	vs. Longwood (3/6/20)	Stolen Bases:	-	-



### FRESHMAN SEASON (2020)

Appeared in 20 games, including 14 starts at catcher, during the 2020 season that was shortened due to the COVID-19 pandemic, and posted a .304 batting average (14-for-46) with five doubles, a home run, eight RBI, two walks and six runs scored... the five doubles ranked second on the team...made her collegiate debut on February 7 against No. 1 Alabama...hit an RBI double and scored a run against Detroit Mercy on February 8...drove in a run on an RBI single as part of an eight-run inning versus Detroit Mercy (Feb 9)...reached on an error and scored a run on February 12 against Florida AGM...became the primary catcher after an injury to Anna Shelnett on February 15...hit a double and drove in a pair of runs on February 28 against Kent State...went 2-for-2, including an RBI double on February 29 against No. 19 Baylor...had a pair of hits on the road at No. 21

Arkansas (Feb 29)...hit the first home run of her career against Longwood on March 6...batted 2-for-3 with a double, two RBI and a run scored on March 8 against Detroit Mercy.

### High School/Club

Attended Riverview High School...played on the Tampa Mustangs TJ Travel Team, where she posted a 238 RBIs and 22 homeruns over four seasons...won the New Jersey Tournament Championship and placed 3rd at PFG Premier with the Mustangs...earned a spot on the 2019 PGF All-American East team as well as three First Team All-State selections...holds the highest batting average within a single season for the Mustangs as well as in doubles...completed her high school career with a .514 batting average, 114 hits, and 95 RBIs.



### CAREER STATISTICS

Year	avg	gp-gs	ab	r	h	2b	3b	hr	rbi	tb	slg%	bb	hbp	so	gdp	ob%	sf	sh	sb-att	po	a	e	fld%
2020	.304	20-14	46	6	14	5	0	1	8	22	.478	2	0	7	0	.333	0	0	0-0	87	9	1	.990
TOTAL	.304	20-14	46	6	14	5	0	1	8	22	.478	2	0	7	0	.333	0	0	0-0	87	9	1	.990






# 28 • CHLOE CULP

Utility • Redshirt Freshman • Tallahassee, Fla. • North Florida Christian

CAREER HIGHS					
Hits:	3	vs. Detroit Mercy (2/8/20)	RBI:	5	vs. Detroit Mercy (2/8/20)
Doubles:	1	2x, last vs. Charleston Southern (3/7/20)	Runs:	2	3x, last vs. Florida AGM (2/12/20)
Triples:	1	vs. Florida AGM (2/12/20)	Walks:	1	5x last vs. Florida (3/11/20)
Home Runs:	2	3x, last vs. Florida AGM (2/12/20)	Stolen Bases:	-	



RBI on March 7 against Charleston Southern...walked, singled and scored a run versus Penn (March 8).

### High School/Club

Earned the title WXTL Scholar Athlete of the Week following contributions to an overall record of 84-58-1, .500 BA, 190 hits, 190 runs, and 180 RBIs... posted a .635 BA, 39 RBI's, 11 homeruns, and 23 stolen bases during her senior season alone... was selected to be on the MaxPreps 2019 High School Softball All-American First Team...named 2019 All-Big Bend Player of the year and 2017 Miracle Sports All-State 3A Offensive Player of the Year... helped the Eagles reach the Regional Semifinal in 2018, as well as the Regional Finals in 2016, 2017, and 2019.



### FRESHMAN SEASON (2020)

Made 19 appearances, including 14 starts, during the 2020 season that was shortened due to the COVID-19 pandemic, finishing with a .359 batting average (14-for-39) with two doubles, one triple, four home runs, 17 RBI and 11 runs scored...led the team with a .769 slugging percentage and tallied a .444 on-base percentage...scored the first FSU run of the game in a win over No. 1 Alabama on February 7...went 3-for-4 with a home run, five RBI and two runs scored on February 8 against Detroit Mercy... finished with three RBI, including a two-run home run and an RBI single versus Detroit Mercy (Feb 9)...drove in four runs on February 12 against Florida AGM with a triple and a three-run home run...walked and scored a run against Liberty on February 16...had a pinch-hit three-run home run on the road at No. 22 UCF on March 4...went 2-for-3 with a double, a run scored and an

### CAREER STATISTICS

Year	avg	gp-gs	ab	r	h	2b	3b	hr	rbi	tb	slg%	bb	hbp	so	gdp	ob%	sf	sh	sb-att	po	a	e	fld%
2020	.359	19-14	39	11	14	2	1	4	17	30	.769	5	1	8	0	.444	0	0	0-0	0	0	0	.000
<b>TOTAL</b>	<b>.359</b>	<b>19-14</b>	<b>39</b>	<b>11</b>	<b>14</b>	<b>2</b>	<b>1</b>	<b>4</b>	<b>17</b>	<b>30</b>	<b>.769</b>	<b>5</b>	<b>1</b>	<b>8</b>	<b>0</b>	<b>.444</b>	<b>0</b>	<b>0</b>	<b>0-0</b>	<b>0</b>	<b>0</b>	<b>0</b>	<b>.000</b>






# 22 • BRIANNA ENTER

Pitcher • Redshirt Freshman • Green Cove Springs, Fla. • St. Johns Country Day

CAREER HIGHS				
Innings Pitched:	5.0	vs Penn (3/8/20)	Walks Allowed:	3 vs. Alabama (2/7/20)
Runs Allowed:	3	vs. Villanova (3/1/20)	Strikeouts:	4 vs. Minnesota (2/14/20)
Earned Runs:	3	vs. Villanova (3/1/20)	Hits Allowed:	5 vs. UCLA (2/16/20)



### FRESHMAN SEASON (2020)

Appeared in 13 games, including four starts, as a freshman during the 2020 season that was shortened due to the COVID-19 pandemic, finishing with a 1-2 record and a 4.12 ERA...tossed 18.2 innings with 20 hits allowed, 11 runs, nine walks and 15 strikeouts as opponents batted .267 against her...made her collegiate debut against No. 1 Alabama on February 7 and allowed three hits and two runs over 2.2 innings with three walks and a strikeout as the Seminoles came from behind to win, 8-7, in eight innings...earned her first career start on February 9 against Detroit Mercy and pitched 2.0 shutout innings with three strikeouts and two hits allowed...pitched an inning of scoreless relief against No. 1 Washington on February 14, including a strikeout...four of the five outs she recorded on February 14 against No. 13 Minnesota were strikeouts...allowed one run and posted a strikeout in 2.0 innings against No. 2 UCLA...tossed 5.0 scoreless innings with three strikeouts in a win against Penn on March 8.

### High School/Club

Attended St. John's Country Day... earned the title of Class 3A Pitcher of the Year in 2019... was selected to play for the North All-Star team in the Florida Athletic Coaches Association All-Star Classic (2019)... was chosen for the Class 3A First Team of Miracle Sports All-State Softball in 2019... helped St. John's Country Day reach FHSAA 3A Regional Semifinals in 2017 and 2019 and FHSAA 3A Regional Finals in 2018... post a varsity record of 19-14 with a 1.71 ERA and 410 strikeouts over 238 innings... holds SJCD's school record with a 118 RBI.



### CAREER PITCHING STATISTICS AT FLORIDA STATE

Year	era	w-l	app	gs	cg	sho	sv	ip	h	r	er	bb	so	2b	3b	hr	bf	bavg	wp	hbp	bk	sfa	sha
2020	2.19	9-1	49	6	0	0/5	2	60.2	50	28	19	11	35	14	0	4	245	.221	2	4	0	0	4
<b>TOTAL</b>	<b>2.07</b>	<b>22-1</b>	<b>49</b>	<b>17</b>	<b>3</b>	<b>2/9</b>	<b>3</b>	<b>152.0</b>	<b>138</b>	<b>61</b>	<b>45</b>	<b>26</b>	<b>84</b>	<b>25</b>	<b>3</b>	<b>10</b>	<b>627</b>	<b>.236</b>	<b>4</b>	<b>12</b>	<b>0</b>	<b>3</b>	<b>9</b>



**3 • HALLIE WACASER**  
**Outfield • Freshman • Centerton, Ark. • Bentonville West**

**High School:** Attended Bentonville West High School in Centerton, Arkansas...named three-time All-State and three-time All-Conference...named the Newcomer of the Year her freshman year of high school...three time high school All-American...two time Gatorade Player of the Year (sophomore and senior seasons)...member of the USA U17 team that won gold at the Pan American Games in Barranquilla, Columbia...led the entire Pan Am games with a .560 batting average and 2 home runs...18th ranked

player in the 2020 Flo Softball rankings...selected to play in the PGF All-American Game (2020)...placed on the Extra Innings All-202 18U team.

**Personal:** Majoring in exercise science with the dreams of becoming a physical therapist...on the All A Honor Roll four times during high school...graduated with high honors and a 4.1 GPA...part of FCA for four years and the Chick-fil-a Leadership club for two years...daughter of Keith and Rachel Wacaser.



**4 • JAHNI KERR**  
**Outfield • Freshman • Mableton, Ga. • Wesleyan**

**High School:** Attended Wesleyan School in Mableton, Ga...GA Dugout Club POY...FloSoftball Rising Star...two time Gwinnett Daily Post POY...Gwinnett Diamond Club POY, offensive POY, Position Player and Team of the Month...two time GACA A Private POY...2018 Region 5A POY...two time State Champion...two time State Runner Up...GACA region 5A POY...four time region champion...two time Wesleyan Offensive MVP...two time GACA all-star invitee...two time 1st Team All-State and State POY...two time Wesleyan Offensive MVP...USA Today All-American...three time

Wesleyan Most Valuable Female Athlete...WSB TV GA HS Athlete of the week...2020 POY - USA Today Sports Award...Wesleyan Sr. Iron Award...Varsity basketball- most dependable player...Gwinnett All-County in track n field...Wesleyan Competitors Award in track & field...Wesleyan School career record holder in Batting Average (.596), Hits (202), Stolen Bases (130), Triples (29), Runs Scored (185), Slugging (.910) and Homeruns (22).

**Personal:** Majoring in Hospitality...a Spanish and Math Honors recipient...daughter of Rohan and Mylinda Kerr...born June 12, 2002.



**8 • KALEI HARDING**  
**Catcher/Utility • Freshman • Murfreesboro, Tenn. • Blackman**

**High School:** Attended Blackman High School in Murfreesboro, Tennessee....named the Rookie of the Year and the Offensive Player of the Year, while posting a .397 batting average with 49 runs, 12 doubles and 13 home runs...competed for the TN Fury Platinum travel team, which posted Top 10 finishes at PGF and in Colorado...as a member of the Fury, she tallied seven doubles,

six home runs and 28 RBI with a .387 batting average...was a three-time All-District selection,

**Personal:** Majoring in Clinical Professions with the dreams of becoming a dentist...earned honor roll while in high school...daughter of Sherry and Kelly Harding...born November 23, 2001.



**11 • CARSON SAABYE**  
**Infield • Freshman • Monument, Colo. • Palmer Ridge**

**High School:** Attended Palmer Ridge High School in Monument, Colorado...in her freshman year of high school she hit .585 with 29 runs, eight doubles, five walks, four home runs and 19 stolen bases...led the team in doubles, triples and home runs...named Offensive Player of the Year...named to the Pikes Peak Region All-Areal Team honorable mention...batted .475 with 21 runs, three doubles, three triples and four home runs her sophomore year of high school...she led the team in home runs and had 24 stolen bases in 24 attempts...in her junior season she was named to the All-Academic team for track and was named the Sprinter of the Year...Named the Colorado Sportswoman of the Year, shooting sports in 2017 and 2018...

Colorado Sportswoman of the Year, Most Promising Athlete in 2016...member of the US Junior National team...current J3 record holder for Air Pistol (record set at age 13)...earned the bronze medal at the USA Shooting National Championships, earning her a spot on the US National Shooting Team...Youngest ever member of the US National Shooting Team (age 13)...competed in the US Olympic Trials for Air Pistol at age 13 placing 10th and earning an invitation to round two of the trials.

**Personal:** Majoring in Exercise Science with the dreams of becoming a collegiate strength coach...was an elite barbell weight lifter in high school...daughter of Eric and Krista Saabye...born April 3, 2002.



**14 • AUTUMN BELVIY**  
**Outfield • Freshman • San Diego, Calif. • Arlington**

**High School:** Attended Arlington High School in Arlington, Tennessee....named Tennessee Softball Player of the Year her junior season...selected to the AAA TSCA All-State Team in 2019...earned All-District MVP honors as a junior...was named to the All-District first and second team as a freshman...named to the first team of the Tennessee State tournament as a sophomore...elected her classes most athletic female her senior year of high school.

**Personal:** Majoring in Biological Sciences with the dreams of becoming a wildlife rehabilitator...earned honor roll while in high school and was a member of the National Honors Society and the Beta Club...also played volleyball and ran track...is an avid painter and equestrian rider...daughter of Denise and James Belviy...born March 30, 2002.



**17 • EMMA WILSON**  
**Pitcher/Utility • Redshirt Freshman • Dallas, Ga. • North Paulding**

**FRESHMAN SEASON (2020)**

Redshirted her freshman season in 2020.

**High School/Club:**

Attended North Paulding High School in Dallas, Georgia...previously competed with the East Cobb Bullets Travel Team...pitching a 1.916 ERA, 123 strikeouts, and only giving up 24 runs; she earned the title of Paulding Softball Player of the year in 2019...selected for the First Team All-Region over three consecutive years...with a career record of .409 batting average, 8 homeruns, and 27 RBIs, she was a participant in the All-State Senior Game.





**21 • JEYA PRASAD**  
**Pitcher • Freshman • Pensacola, Fla. • West Florida**

**High School:** Attended West Florida High School in Pensacola, Florida...named First-Team All-State in 2017-19...PNJ Pitcher of the Year (2017-19) and Academic All-State (2017-2019)...posted a .086 ERA with 38 wins and seven saves while recording 571 strikeouts and allowing opponents to bat just .151 as she led West Florida High School to the FHSAA State Quarterfinals each season.

**Personal:** Majoring in Biomedical Science with the dreams of becoming a Pediatric or Orthopedic Surgeon...graduated high school Cum Laude and as a Medallion Scholar...was a member of Key Club...daughter of Shelly Prasad and Prasad Jeyapalan...father played cricket and soccer while attending college in India...born September 24, 2002.




**26 • D'AUN RIGGS**  
**Outfield • Freshman • Fort Walton Beach, Fla. • Choctawhatchee**

**High School:** Attended Choctawhatchee High School in Fort Walton Beach, Fla...named the MVP of her softball team her sophomore year of high school...in three years she batted .507 with seven doubles, 12 triples, 39 stolen bases and 103 runs scored...was All-State her freshman through junior seasons...earned the Silver Slugger Award her junior year...was named rookie of the year for her freshman campaign...also played flag football in high school where she was named the offensive MVP in her sophomore and junior seasons and was All-State in flag

football all four years of high school...was her high school soccer team's offensive MVP her senior season and was a regional qualifier in track her first three years at Choctawhatchee.

**Personal:** Majoring in communications with the dreams of becoming a sports broadcaster...graduated Summa Cum Laude and was named to the honor roll all four years of high school...sister Jessica Gilmore played softball at Florida State...daughter of Danny and Wendy Riggs...born September 19, 2001.



**51 • MICHAELA EDENFIELD**  
**Catcher • Freshman • Sneads, Fla. • Sneads**

**High School:** Attended Sneads High School in Sneads, Florida...batted .440 with 99 hits, 101 runs, 32 doubles and 28 home runs throughout her high school career...participated in the 2019 USA Softball Junior Women's National Team selection trials...took Sneads high school to its first State Championship Game in 2019...also played volleyball in high school where she was

a four-time 1A State Champion and selected as her volleyball team's MVP in 2017.

**Personal:** Majoring in Business with the dreams of becoming a media marketing manager for either a sports team or sportswear company...was named the 2019 Homecoming Queen at Sneads High School...daughter of Tami Powell...born March 7, 2002.



10 WCWS APPEARANCES • 17 ACC CHAMPIONSHIPS • 32 NCAA APPEARANCES

# HEAD COACH LONNI ALAMEDA



Entering her 13th season as the head coach of the Florida State softball program in 2021, Lonni Alameda has guided the Seminoles back into one of the nation's best teams. After seven Women's College World Series appearances from 1987-2004, the Seminoles have returned to the final site of women's collegiate softball three times in the last six complete seasons (2014, 2016 and 2018), including winning the program's first NCAA National Championship in 2018, a WCWS semifinals appearance in 2016, as well as seven consecutive trips to the NCAA Super Regionals (2013-19). Florida State has earned seven ACC regular season/division titles in a row, six straight ACC Tournament titles and now owns 17 ACC Championships.

FSU has played in the NCAA postseason every year under Alameda, and is one of only nine schools to participate in the NCAA Tournament in every season since 2000. Since Alameda has made Tallahassee her home, she has led the Seminoles to 10 ACC Championship game appearances in 11 full seasons, with titles in 2011, 2014, 2015, 2016, 2017, 2018 and 2019.

Half of the 2020 Seminoles were newcomers with six freshmen, three transfers and two redshirt players, as the Seminoles replaced five starters from the 2019 season. The youth on the field was matched in the coaching staff as Troy Cameron joined the team, along with many new members of the support staff in several departments. Florida State finished with a 17-7 record in the shortened 2020 season due to the COVID-19 pandemic, with nearly half of its games (11-of 24) coming against ranked teams. The Noles went 5-6 versus ranked teams in 2020, including a pair of wins over No.

1 Alabama, road wins at No. 21 Arkansas and No. 22 UCF, along with a victory against No. 19 Baylor.

The 2019 FSU Softball team posted a record year offensively, finishing with a program-best 105 home runs, which ranked third in the country and surpassed the previous best of 76 from 2018. The Noles also set school records with 423 RBI and a .330 team batting average. Finishing with a record of 55-10, FSU topped the 50-win mark for the fifth time in the last six years. Sophomore infielder Sydney Sherrill (First Team) and redshirt senior pitcher Meghan King (Second Team) each earned NFCA All-America honors, while the duo - along with Dani Morgan, Elizabeth Mason, Carsyn Gordon, Cali Harrod, Cassidy Davis and Makinzy Herzog - were among the eight Seminoles to be named to the NFCA Southeast All-Region Teams, which led the country and marked the most All-Region honorees in school history.

The Seminoles extended their ACC series unbeaten streak to 52, posting a 48-0-4 series record against conference opponents, dating back to 2012, before losing the series on the road at Louisville on April 6-8, 2019. The Noles have earned a record of 147-18 in their last 165 ACC regular season games. From May 7, 2016 to April 6, 2018, FSU tallied 36 consecutive wins in ACC play, which ranks as the sixth-longest conference winning streak in NCAA history.

The Seminoles topped the collegiate softball world in 2018, earning their first NCAA National Championship with an 8-3 win over No. 5 Washington on June 5. Florida State earned the nickname of "Cardiac Kids" throughout the postseason as FSU tied an NCAA record of six wins in elimination games during the NCAA Tournament and the Noles had to come from behind in all three wins at the 2018 ACC Tournament. Florida State became the third team in history to lose its first game of the WCWS and come back through the loser's bracket to win the National Championship, joining Texas A&M (1983) and UCLA (2003).

Florida State earned a 58-12 record in 2018, the most wins in a single season under Alameda and it marks the fourth time in the last five seasons that FSU has topped the 50-win plateau. The Noles also set school records with 115 doubles and 76 home runs. The 115 doubles led the nation in 2018 and ranked in a tie for the eighth-most in a single season in NCAA history. Freshman Sydney Sherrill tallied 29 of those doubles to tie the NCAA single-season record and set the FSU and ACC mark, on her way to earning ACC Freshman of the Year and NFCA Third Team All-American accolades. Jessie Warren and Kylee Hanson also earned NFCA Second Team All-American honors, as the duo were named ACC Player and Pitcher of the Year, respectively.

Alameda, along with assistant coaches Travis Wilson and Craig Snider, were honored as the 2018 NFCA National Coaching Staff of the Year by helping FSU become the first ACC school to ever win a softball national championship.

Alameda and the Noles made program history in 2017, as Florida State earned a No. 1 ranking in the NFCA poll for the first time, holding the spot for eight consecutive weeks. FSU also earned its first win over the NFCA No. 1 team in the country as an 11th-inning home run by Alex Powers gave the Noles a 3-1 victory over Florida on May 3. The Seminoles added their fifth straight ACC regular season title, posting a 24-0 record in league play, culminating in their 15th ACC tournament championship. FSU is one of four Power 5 schools to post an undefeated conference season, along with Oklahoma in 2019 (18-0) and 2018 (18-0), Nebraska in 1998 (16-0) and Iowa in 1997 (22-0).

Alameda also earned her fifth ACC Coach of the Year honor in 2017, moving into a tie for second-most in league history with North Carolina's Donna J. Papa. She now trails only NFCA Hall of Famer and former FSU head coach JoAnne Graf who tallied six ACC Coach of the Year awards in her illustrious career.

Florida State matched its record from 2016 by placing six members on the 2017 All-ACC First Team, including Jessica Burroughs (Pitcher of the Year) and Jessie Warren (Player of the Year and Defensive Player of the Year). Burroughs and Warren were also named NFCA First Team All-Americans, while Morgan Klaevemann (second team) and Alex Powers (third team), also earned a spot on the national teams. The Noles tied for the most All-Americans in the nation with Florida and Arizona and it marked the first time in the fastpitch era that Florida State softball had received four All-American accolades.

In 2016, Alameda led Florida State back to the WCWS, reaching the semifinals for the third time in school history and ending with a No. 4 national ranking, which tied for the highest final NFCA ranking ever for FSU. The Noles posted a 55-10 record, including 11 wins over ranked opponents. FSU defeated No. 2 Michigan (1-0) and No. 3 Auburn (4-3), marking the highest ranked wins at FSU under Alameda, and both coming away from Tallahassee as the Auburn win came on the road and the Michigan victory at the WCWS.

The Noles finished 2016 with a 21-2 record in conference play and Alameda earned ACC Coach of the Year for the fourth straight season as Jessica Burroughs and Alex



1981, 1982 AIAW NATIONAL CHAMPIONS • 2018 NCAA NATIONAL CHAMPIONS • 51 ALL-AMERICANS

# HEAD COACH LONNI ALAMEDA

Powers earned ACC Pitcher and Player of the Year honors, respectively. FSU set an ACC record with six members on the All-ACC First Team as Burroughs and Powers were joined by Ellie Cooper, Meghan King, Morgan Klavevemann and Jessie Warren. Burroughs, Powers and Warren were named NFCA All-Americans, marking the sixth time that FSU had three All-Americans in the same season.

During the summer of 2016 and 2017, Alameda coached the USSSA Pride of the National Pro Fastpitch league. The Pride posted the best record in the league in both seasons.

The Seminoles reached the NCAA Super Regionals for the third consecutive season in 2015, finishing with a record of 49-14 and a No. 10 ranking in the final poll by the NFCA. FSU earned a trio of conference awards as Jessie Warren was named ACC Freshman of the Year, Lacey Waldrop secured ACC Pitcher of the Year honors for the second-straight season and Alameda was chosen as the ACC Coach of the Year for the third consecutive year.

Several Seminoles etched their name into the NCAA record book as senior Maddie O'Brien led the nation with 73 walks, good for No. 11 all-time in NCAA history. Freshman Morgan Klavevemann's 26-game hitting streak is the second-longest in FSU history and ranks No. 24 overall in NCAA history.

Florida State posted its best season in a decade with a 55-9 record in 2014 to finish ranked No. 7 in the country by both the NFCA and USA Softball. The Seminoles won 24 ACC games to set a new school and ACC mark for conference wins in a season and also set program records in runs scored (400), home runs (65), extra base hits (168), RBI (363), walks (318) and slugging percentage (.493).

Several individuals earned regional and national awards as junior pitcher Lacey Waldrop was named USA Softball National Player of the Year. Waldrop joined Jessica van der Linden (2004) as Seminoles to win the national honor. Florida State was the first school in the country to have multiple players win the award. Waldrop joined junior shortstop Maddie O'Brien as an NFCA First Team All-American, marking the first time that FSU had placed two players on the first team in program history.

Waldrop and O'Brien also won 2014 ACC Pitcher and Player of the Year, respectively, while Alameda earned ACC Coach of the Year honors for the second year in a row. The Seminoles placed three players on the All-Region First Team, six players on the All-ACC Team, and five members on the ACC All-Tournament Team.

The signature win of the 2014 season came at the Tallahassee Super Regional, when senior Courtney Senas hit a two-run, walk-off home run against No. 13 Michigan to send the Seminoles to the Women's College World Series for the first time since 2004.



**THE ALAMEDA FILE**

- Enters her 13th season as head coach at Florida State and 18th year as a head coach at the Division I level
- Holds a 712-325-2 career record
- 555-167-1 (.768) record at Florida State
- Holds a 201-47 record in ACC play
- Guided Seminoles to the ACC title in 2011, 2014, 2015, 2016, 2017, 2018 and 2019, the conference regular season title in 2013, 2014, 2015, 2016, 2017 and 2018 and has led them to 10 title game appearances
- As the team's pitching coach, she has helped 16 hurlers be named to the All-ACC First or Second Team since 2009
- Seven different pitchers and 12 total Seminole players have been named NFCA All-Americans
- Earned Win No. 300 vs. Fairfield on March 17, 2012
- Earned Win No. 400 at North Carolina on March 30, 2014
- Earned Win No. 500 against Jacksonville on April 6, 2016
- Earned Win No. 600 at North Florida on March 10, 2018
- Earned Win No. 700 against Detroit Mercy on February 9, 2020
- Helped coach the Canadian Softball Team in the 2008 Summer Olympics
- Mountain West Conference Coach of the Year in 2005 and 2007
- Atlantic Coast Conference Coach of the Year in 2013, 2014, 2015, 2016 and 2017

It was an impressive season in 2013 for the Seminoles as they fought through several injuries to key players yet reached the NCAA Super Regionals for the first time since 2006 following a miraculous comeback against South Alabama in the Mobile Regional championship game. The five-run comeback with two outs in the top of the seventh against the 13th-seeded Jaguars personified the team's never-say-die attitude. FSU finished with a 44-19 record and Alameda was named the ACC Coach of the Year, along with a school-record four All-ACC First Team selections and five overall.

The Seminoles set a new school mark with an 18-2 record in ACC play en route to the program's 11th ACC regular season title. As the pitching coach, Alameda was influential on one of the most dynamic duos in the nation in Lacey Waldrop and Monica Perry. Waldrop earned NFCA Third-Team All-America honors, the first at Florida State since 2009, while Perry emerged as the most dominant pitcher in ACC play.

Aside from the five total All-ACC Team members in 2013, Alameda coached her first ACC Scholar-Athlete of the Year when Kelly Hensley was recognized for the honor. Hensley also was named to the Capital One Academic All-America Third Team. Alex Powers (2017) and Kylee Hanson (2018) also have been named ACC Scholar-Athletes of the Year.

In 2012, the Seminoles achieved a mark of 47-16, their most wins since going 62-12 in 2004. Alameda led FSU to a 15-13 record against NCAA postseason teams throughout the year, which included nationally-ranked victories over No. 14 UCLA, No. 23 North Carolina twice and Women's College World Series participant LSU.

As the team's pitching coach, Alameda's influence on FSU starters Lacey Waldrop and Monica Perry was enormous. Both pitchers finished in the Top 30 nationally in earned run average, making FSU one of just five programs to have multiple pitchers in the top 30. Each hurler earned ACC Pitcher of the Week honors twice, and were named to the All-ACC squad. As a unit, the Seminoles finished 10th in the country with a 1.53 team ERA. In 2012, four more student-athletes made the All-ACC Team under Alameda's watch including Tiffani Brown, Briana Hamilton, Perry and Waldrop. Brown and Shayla Jackson also were named to the NFCA All-Southeast Region Second Team.

In just her third season as head coach at Florida State, Alameda helped the Seminole softball program snap a seven-



# HEAD COACH LONNI ALAMEDA

## HEAD COACH LONNI ALAMEDA



- 2005 NFCA West Region Coach of the Year
- 2005 MWC Coach of the Year
- 2007 MWC Coach of the Year
- 2013 ACC Coach of the Year
- 2014 ACC Coach of the Year
- 2015 ACC Coach of the Year
- 2016 ACC Coach of the Year
- 2017 ACC Coach of the Year
- 2018 NCAA National Champion
- 2018 NFCA National Coaching Staff of the Year
- 2018 Musial Award

### Coaching History

Florida State (Head Coach)	2009-Present
UNLV (Head Coach)	2004-08
Stanford (Associate Head Coach)	1996-2004
Barry University (Assistant Coach)	1994-96

### Coaching Ledger

Year	Record	Conf.	Finish	Postseason
<b>UNLV</b>				
2004	25-35	7-13	5th	N/A
2005	44-19	17-3	2nd	NCAA Reg
2006	26-37	8-12	4th	N/A
2007	37-27	12-8	2nd	N/A
2008	25-40-1	5-15	6th	N/A
<b>Florida State</b>				
2009	44-16	17-4	2nd	NCAA Reg
2010	44-18	12-9	3rd	NCAA Reg
2011	32-28	9-11	1st	NCAA Reg
2012	47-16	16-5	2nd	NCAA Reg
2013	44-19	18-2	1st(R)	NCAA Supers
2014	55-9	24-3	1st	WCWS
2015	49-14	20-3	1st	NCAA Supers
2016	55-10	21-2	1st	WCWS Semis
2017	55-8-1	24-0	1st	NCAA Supers
2018	58-12	21-3	1st	National Champs
2019	55-10	19-5	1st	NCAA Supers
2020	17-7	-	-	-
<b>Overall: 712-325-2 FSU: 555-167-1 ACC: 201-47</b>				

### Alameda versus the ACC since 2009

Opponent	Record	Current Streak
Boston College	31-1 (.969)	Won 5
Clemson	0-0 (-)	-
Duke	3-0 (1.000)	Won 3
Georgia Tech	20-10 (.667)	Won 15
Louisville	11-4 (.733)	Lost 1
North Carolina	24-8 (.750)	Won 1
NC State	29-4 (.879)	Won 10
Notre Dame	15-5 (.750)	Won 1
Pitt	16-1 (.941)	Won 2
Syracuse	19-0 (1.000)	Won 19
Virginia	26-3 (.897)	Won 12
Virginia Tech	24-7 (.774)	Won 12

year ACC title drought to highlight an entertaining 2011 season. Despite making the conference tournament in Atlanta as the No. 4 seed, it was Alameda's season-long coaching tactics combined with the energy of her motivated group that enabled the Seminoles to storm through the competition and defeat second-seeded North Carolina, 4-1, to clinch an automatic NCAA Regional bid.

Under Alameda's guidance, the 2011 Seminoles created a noteworthy program achievement - for the first time in school history, FSU softball reached 12 consecutive NCAA Regionals. Her group also won two games in the Athens Regional, defeating Georgia State and UAB, to get to the final day of a regional for the first time since 2006.

Adding to Alameda's on and off-field influence, Sarah Hamilton became just one of two conference players in 2011 to be named to the All-ACC Team for the third time in her career. Shayla Jackson and Jen Lapicki joined Hamilton on the 2011 all-conference squad. Hamilton ended her illustrious career as one of the best pitchers in school history, with Alameda playing a large role in her success. Among her noteworthy feats, Hamilton became the first hurler in FSU history to finish with at least 1,000 career strikeouts, ending her four-year stay with 1,005 Ks.

In her second season as FSU head coach in 2010, Alameda led the Seminoles to a 44-18 record and second-consecutive appearance in not just the ACC Championship game but its 11th-straight appearance in the NCAA Division I Softball Championship. At the time, FSU's ACC Championship game appearance marked the 14th time in school history it had the chance to play for a title - a total number that was more than any other school in the conference.

Under Alameda's tutelage, the 2010 Seminoles accomplished a lot of statistical feats. Not only did FSU get off to its best start since 1993 by starting the year 20-2, but the team capped off the year with high marks in a bevy of categories. The Seminoles' .297 batting average was the best since 2003 and their 226 strikeouts at the plate were the fewest since the 1998 campaign.

Individually, Alameda coached several FSU student-athletes who earned recognition for their hard work on the field and in the classroom. Carly Wynn was named an All-ACC First Team selection and Terese Gober, Sarah Hamilton and Ashley Stager were each placed on the All-ACC Second Team. Robin Ahrberg, Tiffani Brown and Hamilton each got the nod on the ACC's All-Tournament team. Wynn and Hamilton captured Louisville Slugger/NFCA Division I All-Southeast Region Second Team honors, while Wynn was named to the ESPN The Magazine Academic All-America Third Team.

Alameda came to Florida State prior to the 2009 season and went on to surpass 200 career coaching victories in her first year in Tallahassee (she picked up win No. 300 on March 17, 2012 against Fairfield and added win No. 400 at North Carolina on March 30, 2014). The Seminoles finished the 2009 campaign with a 44-16 record and achieved the best conference record in school history at the time with a 17-4 league mark.

For her team's exploits on the field in 2009, Alameda and the Seminoles had the opportunity to host a regional in the NCAA Tournament for the first time since the 2004 season. Alameda coached several Seminoles that garnered postseason awards as Hamilton was named a Third Team Louisville Slugger/NFCA Division I All-American as a sophomore. Hamilton was also named ACC Pitcher of the Year, an ACC First Team member and to the Louisville Slugger/NFCA All-Southeast Region Team. Then-senior catcher Kaleigh Rafter was also named to the All-Region team and was an All-ACC First Team member as well. Wynn and Gober (both second team) were also student-athletes coached by Alameda who were recognized as All-ACC players.

Alameda carries an impressive coaching résumé on the international level and from 2004 to 2008 helped in the development of Canada's National Team. She aided Canada up until the 2004 Summer Olympics and resumed as an assistant following the Rebels' 2005 season. In the summer of 2006, Canada qualified for the 2008 Summer Olympics in Beijing, China, after its strong showing in the World Championships. Alameda spent the summer of 2008 with the Canadian team, which ended its quest for the gold with a fourth-place finish at the Beijing Olympic Games.

Alameda came to FSU from UNLV, where she spent five seasons reviving the Rebels' program. She replaced Dr. JoAnne Graf, who retired after 30 seasons with the Seminoles. Alameda went 25-35 in her first season at UNLV in 2004, which was a four-game improvement over 2003's final tally. She then posted a staggering 44-19 mark in 2005 and the program's first trip to NCAA Regionals since 1996. Alameda was named Mountain West Conference Coach of the Year in 2005 and the entire staff garnered NFCA West Regional Coaching Staff of the Year honors.



**1981, 1982 AIAW NATIONAL CHAMPIONS • 2018 NCAA NATIONAL CHAMPIONS • 51 ALL-AMERICANS**

# HEAD COACH LONNI ALAMEDA

The 2005 season featured an assault on the program's record book, appearances in the national statistical rankings and the introduction of several conference and national award winners. The 44 wins were the third-most in the program's history, while the 17 Mountain West Conference wins were the most-ever since joining the league in 1999. After being predicted to finish last in the league, UNLV excelled, placing second in the league in both the regular season and Mountain West Conference tournament.

In 2006, the squad was set back by injuries and fell to 26-37, but saw a 180-degree turnaround in 2007 and finished with a 37-27 mark as Alameda earned MWC Coach of the Year honors for the second time.

Alameda and UNLV had high hopes for 2008 and had the Rebels ranked in the ESPN.com/USA Softball Collegiate Top 25 Poll for the first time in program history. After starting the season 9-1-1, UNLV moved up to No. 18 in the ESPN.com/USA Softball Collegiate Top 25 Poll, but injuries to four starters proved costly as the season progressed.

Under Alameda's direction, the Rebels enjoyed recognition at the conference and regional level. Five Rebels garnered Louisville Slugger/NFCA All-Regional honors while 13 players earned all-Mountain West Conference accolades, including two pitchers of the year and one freshman of the year awards.

To Alameda, academics are just as important as on-the-field production. Since taking over the program, the Rebels had 58 Academic All-MWC honorees. Over that time span, the team had 10 or more honored in a season four times, including 11 softball student-athletes in 2008. The softball program had 21 MWC Scholar-Athletes selected, as well.

In her 11 seasons at Florida State, Alameda's academic priorities have been apparent. She has coached three ACC Scholar Athletes of the Year, three academic All-Americans, seven NCAA postgraduate scholarship award winners, 16 academic all-district team members and 37 All-ACC Academic Team players.

During her tenure at UNLV, Alameda also stressed the importance of community service and had players volunteer their time at the Nevada Childhood Cancer Foundation and Child Haven while participating in breast cancer walks and blood drives. Her emphasis has not changed since arriving at FSU, with the 2011 Seminole Squad earning honors such as the SemiGnome Award for community service and routinely producing standout student-athletes who are honored for their charitable ways. One of those players was Kelly Hensley who was awarded a 2013 Top Six For Service honor. In 2014, 2015 and 2017, the Seminole softball program earned the FSU Director's Cup for Service as they averaged over 50 hours of community service per student-athlete to lead all 20 FSU varsity sports.

Alameda moved to Las Vegas after eight seasons as the assistant coach at Stanford University, where she helped guide the Cardinal to a 320-179-1 record and six straight NCAA Regional appearances. She oversaw the pitching staff there and produced three All-Americans: Becky Blevins, Marcy Crouch and Dana Sorenson.

Prior to her stint at Stanford, Alameda spent two seasons as an assistant coach at Barry University (Miami Shores, Fla.). She helped the Buccaneers to a fifth-place NCAA Division II finish in her first year. She also spent some time on the international stage, serving as an instructor for both the Aruba (1995) and Spanish (2000) national teams.

An all-around great athlete, Alameda began her collegiate career as a pitcher at St. Mary's University (San Antonio, Texas) where she led the Rattlers to the NAIA Tournament in her only season. She later transferred to Oklahoma in 1989 and played softball and volleyball for the Sooners. She was a two-time All-Big Eight selection as a first and third baseman, while hitting .359 as a senior in 1992.

Alameda earned her bachelor's degree in communications from Oklahoma in 1993 and played softball professionally in Europe for a season before beginning her coaching career.





10 WCWS APPEARANCES • 17 ACC CHAMPIONSHIPS • 32 NCAA APPEARANCES

# ASSISTANT COACH TRAVIS WILSON



**2018 NCAA National Champion**  
**2018 NFCA National Coaching Staff of the Year**

Assistant Florida State softball coach Travis Wilson will begin his 10th season at Florida State in 2021 as he leads the Seminole offense and defense. FSU has earned seven ACC regular season/division titles, six ACC tournament championships, seven trips to the NCAA Super Regionals, three appearances in the Women's College World Series and won the 2018 NCAA National Championship, while posting a 435-104-1 record (.806 winning percentage) in his nine years at Florida State. Wilson, along with head coach Lonni Alameda and former assistant coach Craig Snider, earned 2018 NFCA National Coaching Staff of the Year honors.

The Noles have turned their offensive production around under Wilson, as they have had at least 335 runs scored, 460 hits, 50 home runs and 300 RBI in each of the last eight full seasons. When Wilson arrived at Florida State after the 2011 season, the Seminoles had finished the year with 286 runs scored, 40 home runs and 238 RBI. Overall, the top seven home run totals in program history have come during his eight full years at FSU and of the top eight seasons in each offensive category, the following amounts have come since Wilson arrived in 2012 - RBI (7), runs scored (5), doubles (5), walks (5), batting average (5), stolen bases (3) and hits (2).

In the shortened 2020 season due to the COVID-19 pandemic, the Seminoles played well and posted a 17-7 record, despite having half of the team as newcomers (11-of-22 with six freshmen, three transfers and two redshirt freshmen), as well as playing a competitive schedule with nearly half of FSU's games coming against ranked teams (11-of-24). The Noles ranked 12th in the NCAA in scoring with 6.83 runs per game and were outstanding defensively, recording a .977 fielding percentage to rank 11th in the nation and were fifth in the NCAA with 14 double plays.

Another season of record-setting offense was on display for the Seminoles in 2019, as Florida State finished third in the country with 105 home runs, easily surpassing the previous mark of 76 HRs from 2018. The Noles had seven different players with at least 10 home runs (Sydney Sherrill, Cali Harrod, Carsyn Gordon, Dani Morgan, Elizabeth Mason, Cassidy Davis and Anna Shelnett) and six with 40 or more RBI, as FSU also set a school record with 423 RBI. FSU also set a record with a .330 batting average and a .601 slugging percentage as the Noles finished in the top 20 in the NCAA in six different categories.

Sophomore Sydney Sherrill led the team in six different categories and finished with a .405 batting average, 18 doubles, 16 home runs, 60 RBI, .762 slugging percentage and 75 hits as the infielder earned NFCA First Team All-America honors. Cali Harrod became the only player in the country since at least 2011 (as far back as the NCAA records would go) to record 15+ home runs and 40+ stolen bases in the same season, as the senior shortstop finished with 15 home runs and 43 stolen bases.

Florida State set single-season team records in doubles (115) and home runs (76) in 2018 on its way to its first NCAA National Championship. The Seminoles became the third school in WCWS history to lose its first game of the tournament and come back through the loser's bracket to win the title, joining Texas A&M (1983) and UCLA (2003). In all, the Noles won six elimination games in the NCAA Tournament, to tie an all-time record.

The 115 doubles led the country in 2018 and ranked in a tie for eighth-most in a single season in NCAA history, led by freshman Sydney Sherrill who tallied 29, which set FSU and ACC records and tied for the most in the NCAA. Senior Jessie Warren closed out her impressive career with her third NFCA All-American honor and second-straight ACC Player of the Year accolade. She led the team with a .404 batting average, 21 home runs, 70 RBI and a .836 slugging percentage and was the 2018 WCWS Most Outstanding Player. She finished with FSU and ACC records for home runs (83), RBI (273), runs scored (229) and slugging percentage (.820). The 273 RBI ranks eighth in NCAA history, while the 83 HR are tied for eighth all-time and her .820 slugging percentage is the 13th-best in college softball history.

The offensive production in 2018 came from all over the lineup as 13 different players hit at least one extra-base hit, 13 players scored at least 10+ runs, eight different players had 10+ stolen bases and all nine spots in the batting order had at least one extra-base hit at the 2018 Women's College World Series.

2017 saw the Seminole offense become one of the best in the nation, as Florida State finished in the top 10 in the NCAA in eight different categories, including slugging percentage (fourth - 0.544), on base percentage (fourth - 0.429), scoring (fifth - 6.63) and batting average (seventh - 0.329). FSU set school records with 94 doubles and 71 home runs, and along with its 24 triples became the first team since Notre Dame in 2010 to tally at least 90 doubles, 20 triples and 70 home runs in a season.

Seven different FSU players recorded over 35 RBI in 2017, led by junior Jessie Warren who topped the team with a .413 batting average, 14 doubles, 23 home runs, 68 RBI and a .922 slugging percentage as she earned NFCA First Team All-America honors, along with ACC Player and Defensive Player of the Year accolades.

FSU posted a perfect 24-0 record in ACC play in 2017 for its fifth consecutive regular season conference title, and is one of three Power 5 schools to have an undefeated conference slate - Nebraska (16-0 in 1998) and Iowa (22-0 in 1997).

FSU broke several school records and nearly toppled a few others in 2016 as the Noles established program records with 459 runs scored, 407 RBI and a .323 batting average. The team also finished second in FSU history with 155 stolen bases and 63 home runs, and fourth all-time with 87 doubles.

Redshirt junior Alex Powers and Jessie Warren carried the FSU offense to the 2016 WCWS semifinals, as each were named NFCA All-Americans. Powers, the 2016 ACC Player of the Year, led the team with a .396 batting average and 16 doubles, while adding 16 home runs and 62 runs scored. Warren led the team and finished in the top 10 nationally with 20 home runs, 78 RBI and 72 runs scored, ranking second in FSU history in a single season in all three categories.

The 2016 offense was aggressive and effective as five players had at least 11 stolen bases,







**1981, 1982 AIAW NATIONAL CHAMPIONS • 2018 NCAA NATIONAL CHAMPIONS • 51 ALL-AMERICANS**

# ASSISTANT COACH TRAVIS WILSON



seven players had at least nine doubles and 10 different student-athletes hit a home run en route to an ACC regular season and tournament championship. The Noles set an ACC record with six members on the All-ACC First Team as Powers and Warren were joined by Jessica Burroughs, Ellie Cooper, Meghan King and Morgan Klaevemann.

A pair of freshmen led the Seminole offense in 2015 as Jessie Warren earned ACC Freshman of the Year honors and finished with 19 home runs, 57 RBI and 53 runs scored to lead the team. Morgan Klaevemann led the team with a .393 batting average and 20 stolen bases as the outfielder also recorded a 26-game hitting streak from March 25 to May 17. The Noles earned the ACC Championship for the second year in a row and advanced to the NCAA Super Regional round for the third consecutive season in 2015.

The 2014 Seminoles reached the Women's College World Series for the first time since 2004, posted a 55-9 record and earned the ACC regular season title with a 24-3 mark. The 24 ACC wins set a new school and ACC record for conference wins in a season and gave the Seminoles the No. 1 seed on their way to winning their 12th ACC Tournament Championship.

Under Wilson's guidance, the Florida State lineup was dangerous from top to bottom and saw many players recognized for their success. Maddie O'Brien set new single-season school records for home runs (24), RBI (83), walks (56) and slugging percentage (.942) on her way to being named an NFCA First Team All-American and ACC Player of the Year. Courtney Senas was named to the NFCA All-Southeast Region First Team would have set school records in home runs (15) and RBI (57) if not for her teammate, as both totals were more than any Seminole had hit prior to the 2014 season.

As a team, the Seminoles set program records in runs scored (400), home runs (65), extra base hits (168), RBI (363), walks (318) and slugging percentage (.493). These marks eclipsed several records that were set during the impressive 2013 campaign that saw FSU reach its first NCAA Super Regional since 2006. Wilson helped Florida State achieve record-breaking numbers in just his second season as the Seminoles shattered the previous home run record of 49 in 2007 by producing 60 round-trippers in 2013. For the first time ever, four Seminoles finished with double-digit home runs including Courtney Senas (14), Kelly Hensley (13), Maddie O'Brien (10) and Celeste Gomez (10).

Florida State's 316 RBIs in 2013 set a school record, topping the previous mark of 313 in 2004. The 2013 squad also set a program record for slugging percentage at .476, were able to win 17 games by mercy rule and recorded 20 games with double-digit base hits. Wilson also oversees the team's fielding and with early-season injuries in 2013 throwing players into makeshift positions, Wilson worked arduously with each infielder and outfielder on their mechanics and created a well-accomplished group that got the job done.

Joining assistant coach Craig Snider as the team's offensive instructors, Wilson helped the Seminoles make strides at the plate in their debut 2012 year. Coaching a youthful unit that included just one everyday senior starter, Wilson also made a great impact on the team's defensive game as it became a sound group in the field.

In 2012, the Seminoles finished the year with a .966 fielding percentage to rank in the upper echelon on a national scale. FSU became an entertaining group to watch defensively as student-athletes such as third baseman Briana Hamilton, shortstop Maddie O'Brien, second baseman Tiffani Brown and centerfielder Courtney Senas made a bevy of highlight-reel plays throughout the season. A fundamentally-sound unit of infielders and outfielders collectively produced both the routine and difficult plays.

It was the solid play of FSU's defensive stalwarts that helped the Seminoles begin the 2012 season with a 16-0 record, the second-best start in school history. The 16-game win streak ties for the 12th longest winning stretch for the program.

Wilson is seen as an excellent instructional mind by FSU's student-athletes, which was evident from the first day of practice in the fall 2011. He is a reliable arm for batting practice who is always offering excellent teaching points to better enlighten each player. Wilson has proven to be an absolute student of the game who utilizes various statistics in his meticulous game-day preparation.

Wilson is a native of New Zealand who has already taken on an important role in recruiting. The baseball, softball and cricket veteran serves as the Seminoles' hitting and fielding coach, using his past success as a player to better serve his student-athletes.

"Travis is from both professional baseball and the New Zealand National Program," head coach Lonni Alameda said when Wilson first arrived in the summer 2011. "From the first time I met Travis I knew he would be a great fit for our program. It is not often you come across someone that has played the same game that the girls do and yet has 10 years of Major League Baseball experience. He is personable and he has won at the highest level of this game from the men's side. He has played every position you can on the field and has been among some of the world's best in men's fastpitch. I believe Travis will be able to relate to the players on a unique level as he stills plays the game. He is excited about this opportunity and can help our program get to the next level."

Alameda's words have become prophetic so far, with Wilson doing an excellent job of working with each student-athlete and enhancing their overall game. In his eight seasons of work, countless players have improved their offense and expanded their defensive abilities through the work of Wilson.

From 1996-2004, Wilson played seven seasons in the Atlanta Braves organization covering all stops from Rookie Ball to Triple-A. He enjoyed much success in his professional stint, being named an All-Star for the Appalachian League (1998), South Atlantic League (1999) and the Carolina League (2000). He was named Carolina League Player of the Year for the Myrtle Beach Pelicans, and led the Grapefruit League in hitting for the Braves during spring training in 2001.

Wilson ended his professional career in 2004 with the Cincinnati Reds' organization in Chattanooga, Tenn. As a softball player in New Zealand for the Black Sox, he made his debut as a 16-year old in 1994 and was named both the New Zealand Softballer of the Year and the Canterbury Softballer of the Year after posting a team-best .396 batting average in 1996. He would earn the Canterbury Player of the Year honor multiple times and become one of his country's biggest softball ambassadors. Wilson also was named the New Zealand Softballer of the Year in 2006, and was voted into the New Zealand Softball Hall of Fame in 2017.

Wilson's most recent baseball stint was as an instructor for the Idaho Falls, a Rookie League team of the Kansas City Royals. His tasks included scouting the Pioneer League, writing reports and utilizing video while communicating with the Royals organization on several prospects. His efforts have helped the Royals claim their status of having the best farm system in Major League Baseball, as asserted by several minor-league publications. On the field, he helped his players develop their infield/outfield skills, base running and hitting mechanics. Wilson also served as expert commentator for the ISF Men's World Softball Series, and was fielding coach and video analyst for the Black Caps of the New Zealand Cricket Association.

From 2015-2017, he served as the assistant coach for the USSSA Pride of the National Pro Fastpitch league, helping the Pride lead the league in the regular season standings and finish second in the postseason in all three seasons.

Wilson is married to his wife, Jill. The two have a son named Tyler and a daughter named Josie.



10 WCWS APPEARANCES • 17 ACC CHAMPIONSHIPS • 32 NCAA APPEARANCES

# ASSISTANT COACH TROY CAMERON



Troy Cameron joined the Florida State Softball staff for the 2020 season, coming to Tallahassee after seven years as the high school baseball coach at St. Thomas Aquinas in Fort Lauderdale, Fla.

Thrown into the fire immediately in his first season working in softball, Florida State posted a 17-7 record during the shortened 2020 season due to the COVID-19 pandemic, as half of the players on the roster were new like him (11-of-22 with six freshmen, three transfers and two redshirt freshmen) and the Seminoles played nearly half of their games against ranked teams (11-of-24). The Noles earned five ranked win on the season, including a pair of wins over No. 1 Alabama, road wins at No. 21 Arkansas and No. 22 UCF, along with a win against No. 19 Baylor. FSU finished in the top 35 of the NCAA in 10 different categories, including ranking fifth in double plays (14), 11th in fielding percentage (.977) and 12th in scoring (6.83 runs per game).

A first-round draft pick by the Atlanta Braves in 1997 (29th overall), Cameron played nine years of professional baseball with five different organizations – Atlanta, Cleveland, Colorado, Chicago White Sox and San Diego. Cameron signed a national letter of intent to play college baseball at Florida State under Mike Martin, but pursued professional baseball out of high school after he was drafted in the first round.

Cameron reunited with FSU assistant coach Travis Wilson, as the pair made their professional baseball debuts in Rookie League together with the Danville Braves in 1997. Cameron and Wilson were roommates, as well as teammates, for five different seasons within the Braves organization through Rookie, A and A+ ball from 1997-2001.

Through his nine seasons of professional baseball as an infielder, advancing to AAA with the Portland Beavers, Cameron posted a career batting average of .238 with 782 hits, 178 doubles, 26 triples, 122 home runs, 477 RBI and 496 runs scored.

Along with being the coach of St. Thomas Aquinas, he has worked with USA Baseball in numerous capacities since 2013, including as an assistant on the 15U National Team in 2017, which won the gold medal at the Pan Am Championships and was the manager of the 2019 15U National Team, that won the Gold Medal at the 2019 Pan Am Championships in Mexico .

At the helm of the STA Raiders, Cameron was named the District Coach of the Year in all seven seasons (2013-19), led the Raiders to District Championships and the Regional semifinals each year, including two regional championships (2013 & 2018) and the 2018 FHSAA 8A State Championship. He has coached seven players that have been drafted and are currently playing professional baseball, as well as 49 players that have gone to play college baseball, with 22 at the Division I level.

A graduate of Florida Atlantic in 2012, Cameron has worked in insurance along with coaching baseball at St. Thomas Aquinas. Cameron is married to his wife Lauren, and they have a daughter Jaden and a son Crew.







1981, 1982 AIAW NATIONAL CHAMPIONS • 2018 NCAA NATIONAL CHAMPIONS • 51 ALL-AMERICANS

# SOFTBALL SUPPORT STAFF




**Charlie Hogan**  
*Academic Advisor*



**Austin Phillips**  
*Video Coordinator*



**Marisa Faibish**  
*Director of Sports Nutrition*



**Justin Jacobs**  
*Director of Information  
Technology Services*



**Kaelin Jackson**  
*Strength and Conditioning*



**Kristin Tubeck**  
*Director of Softball Operations*



**Dane Smith**  
*Director of Equipment*




**Cayce Marlatt**  
*Athletic Trainer*



**Melissa Beale**  
*Marketing*



**Julie Querido**  
*Facilities and Events*




**Connor Evora**  
*Student Manager*



**Sam Segreto**  
*Assistant Director of  
Operations*




**Rachel Magee**  
*Student Manager*



**Bailey Wagoner**  
*Student Manager*



**Kara Bilodeau**  
*Player Manager*







10 WCWS APPEARANCES • 17 ACC CHAMPIONSHIPS • 32 NCAA APPEARANCES

# 2020 FINAL STATISTICS

Record: 17-7 Home: 7-0 Away: 2-1 Neutral: 8-6 ACC: 0-0

Player	avg	gp-gs	ab	r	h	2b	3b	hr	rbi	tb	slg%	bb	hp	so	gdp	ob%	sf	sh	sb-att	po	a	e	fld%	
7 Kiersten Landers	.358	24-23	67	17	24	3	1	0	8	29	.433	4	0	12	0	.394	0	2	8-8	14	1	0	1.000	
24 Sydney Sherrill	.344	24-24	64	23	22	4	0	4	16	38	.594	26	2	10	1	.543	0	0	1-3	21	56	0	1.000	
9 Devyn Flaherty	.333	24-22	66	17	22	4	3	3	16	41	.621	10	0	13	1	.416	1	0	8-10	80	15	2	.979	
70 Cassidy Davis	.313	24-24	67	13	21	6	0	5	22	42	.627	8	0	25	0	.382	1	0	2-2	3	2	1	.833	
1 Dani Morgan	.262	22-22	65	14	17	0	1	3	17	28	.431	4	4	15	1	.325	4	0	4-6	16	1	0	1.000	
10 Josie Muffley	.204	23-22	54	12	11	4	0	2	10	21	.389	6	5	5	0	.328	2	1	2-2	27	47	5	.937	
5 Elizabeth Mason	.200	24-21	60	15	12	1	0	4	19	25	.417	12	0	14	0	.320	3	0	7-7	130	3	3	.978	
-----																								
28 Chloe Culp	.359	19-14	39	11	14	2	1	4	17	30	.769	5	1	8	0	.444	0	0	0-0	0	0	0	.000	
20 Kaia LoPreste	.304	20-14	46	6	14	5	0	1	8	22	.478	2	0	7	0	.333	0	0	0-0	87	9	1	.990	
44 Morgan Noah	.300	19-17	40	16	12	2	0	1	5	17	.425	9	2	4	0	.451	0	1	5-5	29	28	2	.966	
13 Anna Shelnutt	.250	8-8	16	3	4	1	0	2	8	11	.688	2	1	7	0	.368	0	0	0-0	26	1	0	1.000	
6 Kaley Mudge	.217	23-4	23	9	5	2	1	0	4	9	.391	5	0	9	0	.345	1	1	2-2	18	2	0	1.000	
14 Savannah Parker	.167	6-0	6	1	1	0	1	0	1	3	.500	0	0	2	0	.167	0	0	0-0	1	1	0	1.000	
26 Leslie Farris	.091	18-1	11	3	1	0	0	0	1	1	.091	0	1	4	0	.167	0	0	0-0	12	12	2	.923	
2 Maegan Tomlinson	.000	10-0	0	4	0	0	0	0	0	0	.000	0	0	0	0	.000	0	0	2-2	0	0	0	.000	
Totals	.288	24	624	164	180	34	8	29	152	317	.508	93	16	135	3	.388	12	5	41-47	467	216	16	.977	
Opponents	.218	24	574	64	125	34	3	11	59	198	.345	39	14	124	5	.283	1	13	11-14	452	151	34	.947	

LOB - Team (135), Opp (110). DPs turned - Team (14), Opp (7). CI - Team (0), Opp (1). IBB - Team (4), Sherrill, S. 2, Davis, C. 1, Flaherty, D. 1, Opp (2).

## (All games Sorted by Earned run avg)

Player	era	w-l	app	gs	cg	sho	sv	ip	h	r	er	bb	so	2b	3b	hr	b/avg	wp	hp	bk	sfa	sha
12 Caylan Arnold	1.40	5-3	12	11	4	1/2	0	60.0	37	14	12	10	60	10	0	5	.177	5	6	0	1	4
32 Kathryn Sandercock	2.19	9-1	17	6	0	0/5	2	60.2	50	28	19	11	35	14	0	4	.221	2	4	0	0	4
-----																						
23 Kara Bilodeau	1.62	0-0	5	1	0	0/2	0	4.1	3	1	1	0	2	0	1	0	.188	0	0	0	0	1
22 Brianna Enter	4.12	1-2	13	4	0	0/4	0	18.2	20	11	11	9	15	7	0	2	.267	2	4	0	0	2
70 Cassidy Davis	4.50	2-1	7	1	0	0/1	0	9.1	9	6	6	8	8	2	2	0	.257	1	0	0	0	1
3 Bianca Cruz	7.88	0-0	5	1	0	0/2	0	2.2	6	4	3	1	4	1	0	0	.462	0	0	0	0	1
Totals	2.34	17-7	24	24	4	7/6	2	155.2	125	64	52	39	124	34	3	11	.218	10	14	0	1	13
Opponents	6.09	7-17	24	24	12	1/1	1	150.2	180	164	131	93	135	34	8	29	.288	10	16	0	12	5

PB - Team (5), LoPreste, K. 3, Mason, E. 2, Opp (3). Pickoffs - Team (1), LoPreste, K. 1. SBA/ATT - LoPreste, K. (4-7), Shelnutt, A. (6-6), Sandercock K (4-5), Arnold, C. (3-4), Davis, C. (2-3), Enter, B. (2-2), Mason, E. (1-1).

Season cut short due to COVID-19 Pandemic





# 2020 TEAM GAME HIGHS

## TEAM GAME HIGHS

### Batting

At bats:	35	-	vs Charleston Southern (Mar 07, 2020 at Longwood, Fla.)
Runs scored:	22	-	vs Detroit Mercy (Feb 08, 2020)
Hits:	15	-	vs Detroit Mercy (Feb 08, 2020)
RBI's:	20	-	vs Detroit Mercy (Feb 08, 2020)
Doubles:	5	-	vs Detroit Mercy (Mar 08, 2020 at Longwood, Fla.)
Triples:	2	-	vs Detroit Mercy (Feb 09, 2020)
	2	-	vs Florida A&M (Feb 12, 2020)
Home runs:	4	-	vs Detroit Mercy (Feb 08, 2020)
Total bases:	31	-	vs Detroit Mercy (Feb 08, 2020)
Walks:	8	-	vs Alabama (Feb 07, 2020)
Strikeouts:	13	-	vs UCLA (Feb 16, 2020 at Clearwater, Fla.)
Sac hits:	1	-	(5 times )
Sac flies:	2	-	vs Baylor (Feb 29, 2020 at Fayetteville, Ark.)
	2	-	vs Holy Cross (Mar 03, 2020)
	2	-	vs Penn (Mar 08, 2020 at Longwood, Fla.)
Stolen bases:	6	-	vs Longwood (Mar 06, 2020 at Longwood, Fla.)
Hit by pitch:	3	-	vs Detroit Mercy (Mar 08, 2020 at Longwood, Fla.)
Caught stealing:	2	-	vs Northwestern (Feb 15, 2020 at Clearwater, Fla.)
Runners LOB:	11	-	vs Washington (Feb 14, 2020 at Clearwater, Florida)
Hit into DP:	1	-	(7 times )

### Fielding

Putouts:	24	-	vs North Carolina (Feb 07, 2020)
	24	-	vs Alabama (Feb 07, 2020)
Assists:	16	-	vs Alabama (Feb 07, 2020)
Errors:	3	-	vs Alabama (Feb 07, 2020)
Passed balls:	2	-	vs Villanova (Mar 01, 2020 at Fayetteville, Ark.)
DPs turned:	3	-	vs Alabama (Feb 07, 2020)

### Pitching

Innings pitched:	8.0	-	vs North Carolina (Feb 07, 2020)
	8.0	-	vs Alabama (Feb 07, 2020)
Runs allowed:	9	-	vs Villanova (Mar 01, 2020 at Fayetteville, Ark.)
Earned runs:	9	-	vs Villanova (Mar 01, 2020 at Fayetteville, Ark.)
Walks allowed:	5	-	vs Alabama (Feb 07, 2020)
	5	-	vs Villanova (Mar 01, 2020 at Fayetteville, Ark.)
Strikeouts:	11	-	vs Baylor (Feb 28, 2020 at Fayetteville, Ark.)
Hits allowed:	10	-	vs UCLA (Feb 16, 2020 at Clearwater, Fla.)
	10	-	vs Baylor (Feb 29, 2020 at Fayetteville, Ark.)
Doubles allowed:	5	-	vs Minnesota (Feb 14, 2020 at Clearwater, Fla.)
	5	-	vs UCLA (Feb 16, 2020 at Clearwater, Fla.)
Triples allowed:	1	-	vs Washington (Feb 14, 2020 at Clearwater, Florida)
	1	-	vs Minnesota (Feb 14, 2020 at Clearwater, Fla.)
	1	-	vs Villanova (Mar 01, 2020 at Fayetteville, Ark.)
Homers allowed:	2	-	vs Washington (Feb 14, 2020 at Clearwater, Florida)
	2	-	at Florida (Mar 11, 2020)
Wild pitches:	2	-	vs North Carolina (Feb 07, 2020)
	2	-	vs Minnesota (Feb 14, 2020 at Clearwater, Fla.)



# 2020 INDIVIDUAL GAME HIGHS

## INDIVIDUAL GAME HIGHS

### Batting

At bats:	5	- (4 times )
Runs scored:	4	- Sydney Sherrill vs Detroit Mercy (Feb 08, 2020)
Hits:	3	- (9 times )
RBI:	5	- Chloe Culp vs Detroit Mercy (Feb 08, 2020)
	5	- Cassidy Davis vs Detroit Mercy (Mar 08, 2020 at Longwood, Fla.)
Doubles:	2	- Sydney Sherrill vs Detroit Mercy (Feb 09, 2020)
	2	- Devyn Flaherty vs Detroit Mercy (Mar 08, 2020 at Longwood, Fla.)
Triples:	1	- (8 times )
Home runs:	1	- (29 times )
Total bases:	7	- (4 times )
Walks:	4	- Sydney Sherrill at UCF (Mar 04, 2020)
Strikeouts:	3	- Kiersten Landers vs UCLA (Feb 16, 2020 at Clearwater, Fla.)
Sac hits:	1	- (5 times )
Sac flies:	1	- (12 times )
Stolen bases:	2	- Elizabeth Mason vs Alabama (Feb 07, 2020)
	2	- Devyn Flaherty vs Kent State (Feb 28, 2020 at Fayetteville, Ark.)
	2	- Devyn Flaherty vs Penn (Mar 08, 2020 at Longwood, Fla.)
Hit by pitch:	2	- Josie Muffley vs Detroit Mercy (Mar 08, 2020 at Longwood, Fla.)
Caught stealing:	2	- Sydney Sherrill vs Northwestern (Feb 15, 2020 at Clearwater, Fla.)
Runners LOB:	5	- Cassidy Davis vs Washington (Feb 14, 2020 at Clearwater, Florida)

### Fielding

Putouts:	13	- Elizabeth Mason vs Baylor (Feb 29, 2020 at Fayetteville, Ark.)
Assists:	6	- Sydney Sherrill vs UCLA (Feb 16, 2020 at Clearwater, Fla.)
	6	- Josie Muffley vs Baylor (Feb 29, 2020 at Fayetteville, Ark.)
Errors:	2	- Leslie Farris vs North Carolina (Feb 07, 2020)
Passed balls:	2	- Kaia LoPreste vs Villanova (Mar 01, 2020 at Fayetteville, Ark.)

### Pitching

Innings pitched:	7.1	- Caylan Arnold vs North Carolina (Feb 07, 2020)
Runs allowed:	5	- Kathryn Sandercock vs Alabama (Feb 07, 2020)
	5	- Kathryn Sandercock vs Minnesota (Feb 14, 2020 at Clearwater, Fla.)
	5	- Cassidy Davis vs Villanova (Mar 01, 2020 at Fayetteville, Ark.)
Earned runs:	5	- Cassidy Davis vs Villanova (Mar 01, 2020 at Fayetteville, Ark.)
Walks allowed:	3	- Brianna Enter vs Alabama (Feb 07, 2020)
Strikeouts:	11	- Caylan Arnold vs Baylor (Feb 28, 2020 at Fayetteville, Ark.)
Hits allowed:	7	- Kathryn Sandercock vs Baylor (Feb 29, 2020 at Fayetteville, Ark.)
Doubles allowed:	4	- Kathryn Sandercock vs Minnesota (Feb 14, 2020 at Clearwater, Fla.)
	4	- Caylan Arnold vs Baylor (Feb 28, 2020 at Fayetteville, Ark.)
Triples allowed:	1	- Kara Bilodeau vs Washington (Feb 14, 2020 at Clearwater, Florida)
	1	- Cassidy Davis vs Minnesota (Feb 14, 2020 at Clearwater, Fla.)
	1	- Cassidy Davis vs Villanova (Mar 01, 2020 at Fayetteville, Ark.)
Homers allowed:	2	- Caylan Arnold vs Washington (Feb 14, 2020 at Clearwater, Florida)
Wild pitches:	2	- Caylan Arnold vs North Carolina (Feb 07, 2020)
Hit batters:	2	- Kathryn Sandercock vs Minnesota (Feb 14, 2020 at Clearwater, Fla.)
	2	- Caylan Arnold vs Creighton (Mar 07, 2020 at Longwood, Fla.)
	2	- Brianna Enter vs Penn (Mar 08, 2020 at Longwood, Fla.)






1981, 1982 AIAW NATIONAL CHAMPIONS • 2018 NCAA NATIONAL CHAMPIONS • 51 ALL-AMERICANS

# 2020 GAME-BY-GAME RESULTS

Date	Opponent	Score	Inns	Overall	ACC	Pitcher of record	Attend	Time
Feb 07, 2020	NORTH CAROLINA	w 2-1	(8)	1-0-0	0-0-0	Davis, C. (W 1-0)	0	2:15
Feb 07, 2020	#1 ALABAMA	w 8-7	(8)	2-0-0	0-0-0	Davis, C. (W 2-0)	1468	3:03
Feb 08, 2020	DETROIT MERCY	w 22-0	5	3-0-0	0-0-0	Sandercock K (W 1-0)	1628	1:28
Feb 08, 2020	#1 ALABAMA	w 8-0	5	4-0-0	0-0-0	Arnold, C. (W 1-0)	1628	1:33
Feb 09, 2020	DETROIT MERCY	w 12-0	5	5-0-0	0-0-0	Sandercock K (W 1-0)	673	1:18
Feb 12, 2020	FLORIDA A&M	w 10-2	5	6-0-0	0-0-0	Sandercock K (W 3-0)	612	1:52
Feb 14, 2020	vs #1 Washington	L 0-7	7	6-1-0	0-0-0	Arnold, C. (L 1-1)	1207	2:14
Feb 14, 2020	vs #14 Minnesota	L 6-7	7	6-2-0	0-0-0	Davis, C. (L 2-1)	0	2:58
Feb 15, 2020	vs #23 Northwestern	L 2-6	7	6-3-0	0-0-0	Enter, B. (L 0-1)	1018	2:34
Feb 16, 2020	vs Liberty	w 7-1	7	7-3-0	0-0-0	Arnold, C. (W 2-1)	897	1:59
Feb 16, 2020	vs #2 UCLA	L 2-3	7	7-4-0	0-0-0	Sandercock K (L 3-1)	1327	2:35
Feb 28, 2020	vs #19 Baylor	L 1-2	7	7-5-0	0-0-0	Arnold, C. (L 2-2)	107	1:53
Feb 28, 2020	vs Kent State	w 11-1	7	8-5-0	0-0-0	Sandercock K (W 4-1)	46	1:51
Feb 29, 2020	vs #19 Baylor	w 5-3	7	9-5-0	0-0-0	Sandercock K (W 5-1)	178	2:01
Feb 29, 2020	at #21 Arkansas	w 2-1	7	10-5-0	0-0-0	Arnold, C. (W 3-2)	1997	2:03
Mar 01, 2020	vs Villanova	L 6-9	7	10-6-0	0-0-0	Enter, B. (L 0-2)	167	2:10
Mar 03, 2020	HOLY CROSS	w 8-0	6	11-6-0	0-0-0	Sandercock K (W 6-1)	689	1:39
Mar 04, 2020	at #22 UCF	w 8-3	7	12-6-0	0-0-0	Arnold, C. (W 4-2)	523	2:39
Mar 06, 2020	vs Longwood	w 6-0	7	13-6-0	0-0-0	Sandercock K (W 7-1)	289	1:59
Mar 07, 2020	vs Creighton	w 2-1	7	14-6-0	0-0-0	Arnold, C. (W 5-2)	274	1:34
Mar 07, 2020	vs Charleston Southern	w 10-5	7	15-6-0	0-0-0	Sandercock K (W 8-1)	311	1:58
Mar 08, 2020	vs Penn	w 8-0	6	16-6-0	0-0-0	Enter, B. (W 1-2)	248	1:54
Mar 08, 2020	vs Detroit Mercy	w 16-0	5	17-6-0	0-0-0	Sandercock K (W 9-1)	194	1:30
Mar 11, 2020	at #7 Florida	L 2-5	7	17-7-0	0-0-0	Arnold, C. (L 5-3)	1894	2:02

( ) extra inning game

Season cut short due to COVID-19 Pandemic





# LAST TIME IT HAPPENED

<b>TEAM</b>	
Defeated a No. 1 team .....	vs. No. 1 Alabama (8-0 in five innings), February 8, 2020
Defeated a top-five team .....	vs. No. 1 Alabama (8-0 in five innings), February 8, 2020
Defeated a top-10 team .....	vs. No. 1 Alabama (8-0 in five innings), February 8, 2020
Defeated a top-25 team .....	at No. 22 UCF (8-3), March 4, 2020
Won when trailing after six innings .....	vs. No. 1 Alabama (8-7 in 8 innings - trailed 7-2 entering 7th), February 7, 2020
Lost when leading after six innings .....	vs. No. 2 UCLA (3-2, led 2-1 after six innings), February 16, 2020
Scored 10-14 runs .....	vs. Charleston Southern (10-5), March 7, 2020
Scored 15-19 runs .....	vs. Detroit Mercy (16-0), March 8, 2020
Scored 20 or more runs .....	vs. Detroit Mercy (22-0), February 8, 2020
Allowed 5-9 runs .....	vs. Charleston Southern (10-5), March 7, 2020
Allowed 10-14 runs .....	at Louisville (9-10), April 8, 2019
Allowed 15 or more runs .....	vs. No. 13 Michigan - NCAA Super Regionals (3-17), May 22, 2014
Recorded 10-14 hits .....	vs. Detroit Mercy (11), March 8, 2020
Recorded 15 or more hits .....	vs. Detroit Mercy (15), February 8, 2020
Hit five doubles .....	vs. Detroit Mercy, March 8, 2020
Hit six doubles .....	vs. Samford, February 24, 2019
Hit seven or more doubles .....	at Georgia Tech (7), April 1, 2018
Hit two triples .....	vs. Florida A&M (10-2), February 12, 2020
Hit three or more triples .....	vs. No. 19 Louisiana (3), April 4, 2018
Hit three home runs .....	at No. 22 UCF, March 4, 2020
Hit four home runs .....	vs. Detroit Mercy, February 8, 2020
Hit five or more home runs .....	vs. No. 3 Oklahoma (5), February 15, 2019
Hit back-to-back home runs .....	at No. 22 UCF (Cassidy Davis and Josie Muffley), March 4, 2020
Hit three consecutive home runs .....	vs. USF - NCAA Regionals (Cali Harrod, Carsyn Gordon and Sydney Sherrill), May 18, 2019
Hit four consecutive home runs .....	vs. USF - NCAA Regionals (Zoe Casas, Cali Harrod, Carsyn Gordon and Sydney Sherrill), May 18, 2019
Hit three home runs in an inning .....	vs. Detroit Mercy (Sydney Sherrill, Devyn Flaherty and Chloe Culp - fourth inning), February 8, 2020
Hit four home runs in an inning .....	vs. USF - NCAA Regionals (Zoe Casas, Cali Harrod, Carsyn Gordon and Sydney Sherrill - fifth inning), May 18, 2019
Stole six bases .....	vs. Longwood, March 6, 2020
Stole seven bases .....	vs. Toledo, March 2, 2019
Stole eight or more bases .....	vs. No. 20 Notre Dame - ACC Championship (8), May 14, 2016
Drew 10 or more walks .....	vs. Jacksonville State (10) - NCAA Regionals, May 20, 2018
Did not draw a walk .....	vs. Florida A&M, March 19, 2019
Did not strikeout .....	vs. Bethune-Cookman - NCAA Regionals, May 17, 2019
Shutout a team .....	vs. Detroit Mercy (16-0), March 8, 2020
Was shutout .....	vs. No. 1 Washington (7-0), February 14, 2020
Pitched a no-hitter .....	vs. NC State (Meghan King), March 22, 2019
Pitched a perfect game .....	vs. Northern Iowa (Meghan King & Cassidy Davis), 9-0 in five innings, February 23, 2018
Was no-hit .....	vs. No. 6 Oregon (Megan Kleist), FSU won 2-1, March 4, 2018

<b>INDIVIDUAL</b>	
Recorded five or more at bats .....	Dani Morgan (5), vs. No. 1 Alabama, February 7, 2020
Scored four or more runs in a game .....	Sydney Sherrill (4), vs. Detroit Mercy, February 8, 2020
Had four or more hits in a game .....	Cali Harrod (4), vs. North Carolina - ACC, May 11, 2019
Had at least a 10-game hitting streak .....	Makinzy Herzog (15), March 2-20, 2019
Had at least a 15-game hitting streak .....	Makinzy Herzog (15), March 2-20, 2019
Hit two doubles in a game .....	Devyn Flaherty, vs. Detroit Mercy, March 8, 2020
Hit three or more doubles in a game .....	Carsyn Gordon (3), at Georgia Tech, April 1, 2018
Hit two or more triples in a game .....	Dani Morgan (2), at Syracuse, April 8, 2017
Hit two or more home runs in a game .....	Anna Shelnett (2), at Syracuse, May 5, 2019
Hit two or more home runs in an inning .....	Anna Shelnett (three-run, grand slam), vs. Virginia - ACC, May 11, 2017
Hit a grand slam .....	Dani Morgan, vs. No. 1 Alabama, February 7, 2020
Hit for the cycle .....	Ashley Stager, vs. Virginia, May 1, 2010
Hit a walk-off home run .....	Carsyn Gordon (solo), vs. Auburn (2-1 in 8 inn) - NCAA Regionals, May 19, 2018
Hit an inside-the-park home run .....	Carsyn Gordon (solo), vs. Auburn (2-1 in 8 inn) - NCAA Regionals, May 19, 2018
Stole home .....	Morgan Noah, vs. Toledo, March 2, 2019
Stole three bases in a game .....	Cali Harrod, vs. Toledo, March 2, 2019
Stole four bases or more in a game .....	Cali Harrod (4), at North Florida, March 10, 2018
Drew three walks in a game .....	Sydney Sherrill, vs. Detroit Mercy, March 8, 2020
Drew four or more walks in a game .....	Sydney Sherrill (4), at No. 22 UCF, March 4, 2020
Was hit by at least two pitches in a game .....	Josie Muffley (2), vs. Detroit Mercy, March 8, 2020
Recorded five RBIs in a game .....	Cassidy Davis, vs. Detroit Mercy, March 8, 2020
Recorded six RBIs in a game .....	Cassidy Davis, vs. Troy, March 21, 2018
Recorded seven or more RBI in a game .....	Anna Shelnett (7), vs. Virginia - ACC, May 11, 2017
Two players had four or more RBI in a game .....	Cassidy Davis (6) and Sydney Sherrill (4), vs. Troy, March 21, 2018
Three players had four or more RBI in a game .....	Ellie Cooper (5), Alex Powers (4) and Carsyn Gordon (4), at Syracuse, April 8, 2017
First career hit was a home run .....	Savannah Parker, vs. Elon, February 22, 2019
Pitched a no-hitter .....	Meghan King, vs. NC State, March 22, 2019
Pitched a perfect game .....	Meghan King and Cassidy Davis, vs. Northern Iowa, February 23, 2018
Had 10-14 strikeouts .....	Meghan King (10), vs. No. 13 Oklahoma State - NCAA Super Regionals, May 23, 2019
Had 15 or more strikeouts .....	Lacey Waldrop (18), at Florida, March 27, 2013
Won 10-14 consecutive decisions .....	Kathryn Sandercock (14), February 8, 2019 to February 8, 2020
Won 15-20 consecutive decisions .....	Kathryn Sandercock (16), February 8, 2019 to February 15, 2020
Won 20 or more consecutive decisions .....	Meghan King (22), April 28, 2018 to March 6, 2019






1981, 1982 AIAW NATIONAL CHAMPIONS • 2018 NCAA NATIONAL CHAMPIONS • 51 ALL-AMERICANS

# HALL OF FAME AND ALL-AMERICANS

THE FSU SOFTBALL PROGRAM BOASTS 51 ALL-AMERICANS, AMONG 34 STUDENT-ATHLETES, INCLUDING 13 WHO HAVE EARNED MULTIPLE ALL-AMERICA ACCOLADES



**Serita Brooks**  
2nd Team, 2000



**Jessica Burroughs**  
3rd Team, 2016  
1st Team, 2017



**Susan Buttery**  
2nd Team, 1993




**Myssi Calkins**  
2nd Team, 1996  
3rd Team, 1997



**Darby Cottle-Veazey**  
1st Team, 1981  
1st Team, 1982



**Danielle Cox**  
1st Team, 1999



**Tiffany Daniels**  
2nd Team, 1987  
2nd Team, 1989



**Lisa Davidson**  
1st Team, 1993



**Natalie Drouin**  
1982



**Renee Espinoza**  
2nd Team, 1996




**Kristy Fuentes**  
3rd Team, 1997



**Toni Gutierrez**  
2nd Team, 1992



**Sarah Hamilton**  
3rd Team, 2009



**Kylee Hanson**  
2nd Team, 2018



**Casey Hunter**  
2nd Team, 2004



**Meghan King**  
2nd Team, 2019



**Morgan Klaevemann**  
2nd Team, 2017




**Christy Larsen**  
3rd Team, 1991




**Cindy Lawton**  
3rd Team, 1995



**Marla Looper**  
3rd Team, 1993



**Leslie Malerich**  
3rd Team, 2001



**Maddie O'Brien**  
1st Team, 2014



**Susan Painter**  
1982



**Alex Powers**  
2nd Team, 2016  
3rd Team, 2017



**Toni Robinette**  
1982



**Sydney Sherrill**  
3rd Team, 2018  
1st Team, 2019



**Jan Sikes**  
1st Team, 1981  
1st Team, 1982



**Brandi Stuart**  
1st Team, 2002  
2nd Team, 2003



**Jessica van der Linden**  
1st Team, 2003  
1st Team, 2004



**Elisa Vasquez**  
3rd Team, 2003



**Lacey Waldrop**  
3rd Team, 2013  
1st Team, 2014  
3rd Team, 2015



**Jessie Warren**  
2nd Team, 2016  
1st Team, 2017  
2nd Team, 2018



**Shamalene Wilson**  
2nd Team, 1994  
3rd Team, 1995  
1st Team, 1996



**Veronica Wootson**  
2nd Team, 2004  
1st Team, 2006  
3rd Team, 2007

## Florida State University Athletics Hall of Fame

DARBY COTTLE Inducted 1988	JULIE LARSEN Inducted 1995	SUSAN PAINTER Inducted 2000	SHAMALENE WILSON Inducted 2002	LISA DAVIDSON Inducted 2005	JAN SIKES Inducted 2008
DANIELLE COX Inducted 2009	JOANNE GRAF Inducted 2013	JESSICA VAN DER LINDEN Inducted 2014	BRANDI STUART Inducted 2015	VERONICA WOOTSON Inducted 2018	

## Retired Jerseys







10 WCWS APPEARANCES • 17 ACC CHAMPIONSHIPS • 32 NCAA APPEARANCES

# HONORS AND AWARDS

## ALL-REGION

- 1982 Darby Cottle, Toney Donaldson, Natalie Drouin, Susan Painter, Toni Robinette, Kelly Shaw, Jan Sikes
- 1984 Greta Bahn, Laurie Holler - 1st team  
Teresa Collins - 2nd team
- 1985 Greta Bahn, Laurie Holler, Tina Kyler, Julie Larsen - 1st team
- 1986 Carolyn Fiero, Julie Larsen - 1st team  
Laurie Holler - 2nd team
- 1987 Tiffany Daniels, Carolyn Fiero, Julie Larsen - 1st team
- 1988 Tiffany Daniels, Christy Larsen - 1st team  
Julie Larsen - 2nd team
- 1989 Debbie DeJohn, Christy Larsen, Lori Crouse - 1st team
- 1990 Christy Larsen, Penny Siqueiros - 1st team  
Debbie DeJohn, Julie Rice - 2nd team  
Christy Larsen - 1st team
- 1991 Susan Buttery, Toni Gutierrez - 1st team  
Leslie Adams, Shannan Mitchem, Penny Siqueiros - 2nd team  
Leslie Barton - Honorable Mention
- 1993 Lisa Davidson, Marla Looper, Leslie Adams, Susan Buttery - 1st team  
Leslie Barton, Toni Gutierrez - 2nd team
- 1994 Marla Looper, Laurie Shepard, Shamalene Wilson - 1st team  
Rebecca Aase, Lisa Davidson, Cindy Lawton - 2nd team
- 1995 Renee Espinoza, Kristy Hull, Cindy Lawton, Laurie Shepard, Shamalene Wilson - 1st team
- 1996 Myssi Calkins, Renee Espinoza, Shamalene Wilson - 1st team  
Kristy Hull - 2nd team
- 1997 Myssi Calkins, Kristy Fuentes, Misty Molin - 1st team  
Wendy Braye, Kristy Hull - 2nd team
- 1998 Dana Bailey, Corrie Williams - 1st team  
Christy Cerecedes, Kristy Hull, Jennifer White - 2nd team
- 1999 Danielle Cox - 1st team  
Christy Cerecedes - 2nd team
- 2000 Staci Brandon, Serita Brooks - 1st team  
Leslie Malerich - 2nd team
- 2001 Leslie Malerich, Jennifer White-Cody, Robyn Gauger - 1st team  
Serita Brooks, Brandi Stuart, Kimmy Carter - 2nd team
- 2002 Brandi Stuart - 1st team  
Jessica van der Linden, Kimmy Carter - 2nd team
- 2003 Elisa Vasquez, Brandi Stuart, Jessica van der Linden - 1st team  
Casey Hunter - 2nd team
- 2004 Jessica van der Linden, Casey Hunter, Veronica Wootson, Elisa Vasquez - 1st team  
Natasha Jacob, Lesley Palmer - 2nd team
- 2006 Yuruby Alicart, Natasha Jacob, Veronica Wootson - 1st team
- 2007 Veronica Wootson, Yuruby Alicart - 1st team  
Whitney Buckmon, Carly Wynn - 2nd team
- 2009 Sarah Hamilton, Kaleigh Rafter - 1st team
- 2010 Sarah Hamilton, Carly Wynn - 2nd team
- 2012 Tiffani Brown, Shayla Jackson - 2nd team
- 2013 Morgan Bullock, Lacey Waldrop - 2nd team
- 2014 Maddie O'Brien, Courtney Senas, Lacey Waldrop - 1st team  
Lacey Waldrop - 1st team  
Jessie Warren - 2nd team  
Morgan Klaevemann - 3rd team
- 2015 Alex Powers - 1st Team  
Jessica Burroughs, Ellie Cooper, Jessie Warren - 2nd Team  
Morgan Klaevemann - 3rd Team
- 2017 Jessica Burroughs, Alex Powers, Morgan Klaevemann - 1st Team  
Sydney Broderick - 2nd Team  
Meghan King - 3rd Team
- 2018 Kylee Hanson, Carsyn Gordon - 1st team  
Jessie Warren, Sydney Sherrill - 2nd team  
Meghan King - 3rd team
- 2019 Meghan King, Carsyn Gordon, Dani Morgan, Elizabeth Mason - 1st team  
Sydney Sherrill, Cali Harrod, Makinzy Herzog, Cassidy Davis - 2nd team

## ALL-ATLANTIC COAST CONFERENCE

- 1992 Rebecca Aase, Leslie Adams, Susan Buttery
- 1993 Rebecca Aase, Leslie Barton, Susan Buttery, Lisa Davidson, Toni Gutierrez, Marla Looper

- 1994 Lisa Davidson, Marla Looper, Shamalene Wilson
- 1995 Wendy Braye, Renee Espinoza, Kristy Fuentes, Cindy Lawton, Misty Molin, Laurie Shepard, Shamalene Wilson, Niki Zenger
- 1996 Myssi Calkins, Renee Espinoza, Shamalene Wilson
- 1997 Wendy Braye, Myssi Calkins, Kristy Fuentes, Kristy Hull, Misty Molin
- 1998 Dana Bailey, Kristy Hull, Jesse McGregor, Stacy Venable
- 1999 Danielle Cox, Stacy Venable
- 2000 Staci Brandon, Serita Brooks, Leslie Malerich, Brandi Stuart
- 2001 Serita Brooks, Robyn Gauger, Leslie Malerich, Brandi Stuart, Jessica van der Linden
- 2002 Kimmy Carter, Jessica van der Linden, Leslie Malerich, Brandi Stuart
- 2003 Brandi Stuart, Casey Hunter, Elisa Vasquez, Jessica van der Linden, Tatiana George
- 2004 Casey Hunter, Natasha Jacob, Elisa Vasquez, Jessica van der Linden, Beth Wade, Veronica Wootson
- 2005 Natasha Jacob - 1st team  
Casey Hunter, Melissa Wood - 2nd team
- 2006 Yuruby Alicart, Natasha Jacob, Veronica Wootson - 1st team  
LaShaun Davis - 2nd team
- 2007 Yuruby Alicart - 1st team  
Monica Montez, Whitney Buckmon, Tiffany McDonald, Veronica Wootson - 2nd team
- 2008 Carly Wynn - 1st team  
Whitney Buckmon, Tiffany McDonald, Brittany Osmon - 2nd team
- 2009 Sarah Hamilton, Kaleigh Rafter - 1st team  
Terese Gober, Carly Wynn - 2nd Team
- 2010 Carly Wynn - 1st Team  
Sarah Hamilton, Terese Gober, Ashley Stager - 2nd team
- 2011 Sarah Hamilton, Shayla Jackson, Jen Lapicki - 2nd Team
- 2012 Briana Hamilton, Tiffani Brown, Monica Perry - 1st Team  
Lacey Waldrop - 2nd Team
- 2013 Victoria East, Courtney Senas, Lacey Waldrop, Monica Perry - 1st team  
Morgan Bullock - 2nd Team
- 2014 Maddie O'Brien, Courtney Senas, Lacey Waldrop - 1st team  
Jessica Burroughs - 2nd team  
Victoria East, Briana Hamilton - 3rd team
- 2015 Morgan Klaevemann, Lacey Waldrop, Jessie Warren - 1st team  
Jessica Burroughs, Ellie Cooper, Maddie O'Brien - 2nd team  
Jessica Burroughs, Ellie Cooper, Morgan Klaevemann, Meghan King, Alex Powers, Jessie Warren - 1st team  
Carsyn Gordon - 2nd team
- 2017 Jessie Warren, Jessica Burroughs, Morgan Klaevemann, Alex Powers, Meghan King, Sydney Broderick - 1st team  
Cali Harrod - 2nd team  
Dani Morgan - All-Freshman Team
- 2018 Kylee Hanson, Zoe Casas, Meghan King, Jessie Warren, Sydney Sherrill - 1st team  
Carsyn Gordon - 2nd team  
Meghan King, Sydney Sherrill, Carsyn Gordon - 1st team  
Elizabeth Mason, Anna Shelnutt - 2nd team  
Kathryn Sandercock, Makinzy Herzog - All-Freshman Team
- 2019 Sydney Sherrill

## ACC PLAYER OF THE YEAR

- 1992 Toni Gutierrez
- 1995 Cindy Lawton
- 1996 Shamalene Wilson
- 2003 Jessica van der Linden
- 2004 Jessica van der Linden
- 2014 Maddie O'Brien
- 2016 Alex Powers
- 2017 Jessie Warren
- 2018 Jessie Warren

## ACC DEFENSIVE PLAYER OF THE YEAR

- 2017 Jessie Warren
- 2019 Sydney Sherrill

## ACC PITCHER OF THE YEAR

- 2009 Sarah Hamilton

- 2014 Lacey Waldrop
- 2015 Lacey Waldrop
- 2016 Jessica Burroughs
- 2017 Jessica Burroughs
- 2018 Kylee Hanson

## ACC FRESHMAN OF THE YEAR

- 1993 Shamalene Wilson
- 1995 Kristy Hull
- 2001 Jessica van der Linden
- 2004 Veronica Wootson
- 2005 Tiffany McDonald
- 2007 Monica Montez
- 2015 Jessie Warren
- 2018 Sydney Sherrill

## ACC COACH OF THE YEAR

- 1992 JoAnne Graf
- 1993 JoAnne Graf
- 1997 JoAnne Graf
- 2001 JoAnne Graf
- 2003 JoAnne Graf
- 2004 JoAnne Graf
- 2013 Lonni Alameda
- 2014 Lonni Alameda
- 2015 Lonni Alameda
- 2016 Lonni Alameda
- 2017 Lonni Alameda

## NFCA NATIONAL COACHING STAFF OF THE YEAR

- 2018 Florida State (Lonni Alameda, Travis Wilson, Craig Snider)

## ALL-TOURNAMENT TEAMS

- 1981 **AIAW NATIONAL CHAMPIONSHIPS**  
Charlotte Cates, Darby Cottle, Natalie Drouin, Carol O'Domski, Susan Painter
- FLORIDA INVITATIONAL**  
Charlotte Cates, Darby Cottle, Jan Sikes
- SOUTH FLORIDA INVITATIONAL**  
Darby Cottle, Pat Mangan, Carol O'Domski, Venus Ross, Jan Sikes
- NORTH CAROLINA STATE INVITATIONAL**  
Charlotte Cates, Darby Cottle, Toni Robinette, Venus Ross
- AIAW REGION III**  
Darby Cottle, Natalie Drouin, Cathy Gooding, Carol O'Domski, Venus Ross
- 1982 **FLORIDA STATE INVITATIONAL**  
Darby Cottle, Cathy Gooding, Susan Painter, Toni Robinette
- SOUTH FLORIDA INVITATIONAL**  
Darby Cottle, Toney Donaldson, Cathy Gooding
- NC STATE INVITATIONAL**  
Darby Cottle, Toney Donaldson, Natalie Drouin, Susan Painter, Jan Sikes, Sandie Williams
- AIAW REGIONAL CHAMPIONSHIPS**  
Darby Cottle, Toney Donaldson, Cathy Gooding, Susan Painter, Toni Robinette, Kelly Shaw, Jan Sikes
- AIAW NATIONAL CHAMPIONSHIPS**  
Darby Cottle, Susan Painter, Toni Robinette, Linda Tyrrell, Sandie Williams
- 1983 **FLORIDA INVITATIONAL**  
Cathy Gooding, LeAnn Harrell, Kelly Tillman
- 1983 **SOUTH FLORIDA INVITATIONAL**  
Darby Cottle, Toney Donaldson, LeAnn Harrell, Carla Long
- FLORIDA STATE INVITATIONAL**  
Teresa Collins, Toney Donaldson, Cathy Gooding, LeAnn Harrell
- NC STATE INVITATIONAL**  
Theresa Collins, Darby Cottle (MVP), LeAnn Harrell, Carla Long, Cricket Olafson, Sunnie O'Neal, Susan Painter
- AIAW STATE CHAMPIONSHIPS**  
Darby Cottle, LeAnn Harrell, Susan Painter
- AIAW NATIONAL CHAMPIONSHIPS**  
Darby Cottle, Toney Donaldson, LeAnn Harrell, Carla Long, Cricket Olafson, Susan Painter
- 1984 **LADY SEMINOLE INVITATIONAL**  
Shelley Berube, Cathy Gooding, Tina Kyler (MVP), Leslie Miller, Susan Painter
- LADY FLAME INVITATIONAL**  
Teresa Collins, Tina Kyler
- 1985 **LADY SEMINOLE INVITATIONAL**  
Greta Bahn, Laurie Holler, Wendy Rogers
- SOUTH CAROLINA INVITATIONAL**  
Amy Snider



# HONORS AND AWARDS

		Danielle Cox (MVP), Teresa Edenfield, Tami Post, Stacy Venable		Brittany Osmon (MVP)
		<b>NCAA LOS ANGELES REGIONAL</b>		<b>SEMINOLE CLASSIC</b>
1986		Serita Brooks, Leslie Malerich, Staci Brandon, Andi Lyons		Whitney Buckmon, Jessica Gilmore, Allison Collins, Ashley Stager
		<b>UTC FROST CUTLERY CHALLENGE</b>		<b>ACC TOURNAMENT</b>
		Leslie Malerich (MVP), Becky Wallace, Brandi Stuart, Teresa Edenfield	2009	Brittany Osmon
1987		<b>TALLAHASSEE DEMOCRAT / FLORIDA STATE INVITATIONAL</b>		<b>ACC TOURNAMENT</b>
		Staci Brandon, Serita Brooks	2010	Sarah Hamilton, Kaleigh Rafter, Carly Wynn
		<b>ACC TOURNAMENT</b>		<b>ACC TOURNAMENT</b>
1988		Leslie Malerich (MVP), Serita Brooks, Natalie Bennett, Staci Brandon	2011	Robin Ahrberg, Tiffani Brown, Sarah Hamilton
		<b>ACC TOURNAMENT</b>		<b>ACC TOURNAMENT</b>
		Leslie Malerich, Natalie Bennett, Serita Brooks, Monique Marier	2012	Celeste Gomez, Sarah Hamilton (MVP), Jen Lapicki, Courtney Senas
		<b>NCAA TALLAHASSEE REGIONAL</b>		<b>ACC TOURNAMENT</b>
1989		Leslie Malerich, Robyn Gauger, Jessica van der Linden, Jennifer White-Cody, Monique Marier, Serita Brooks	2013	Maddie O'Brien
		<b>TROY COX CLASSIC</b>		<b>BANK OF HAWAII TOURNAMENT</b>
		Kimmy Carter, Brandi Stuart, Jessica van der Linden (MVP)	2014	Lacey Waldrop, Shayla Jackson, Erika Leonard, Courtney Senas
1990		<b>BUZZ CLASSIC</b>		<b>ACC TOURNAMENT</b>
		Brandi Stuart	2015	Maddie O'Brien, Courtney Senas, Lacey Waldrop
		<b>ACC TOURNAMENT</b>		<b>EASTON CRIMSON CLASSIC</b>
1991		Brandi Stuart, Jessica van der Linden		Jessica Nori, Lacey Waldrop
		<b>NCAA TALLAHASSEE REGIONAL</b>		<b>ACC TOURNAMENT</b>
1992		Brandi Stuart, Kimmy Carter, Shundra Colzie, Leslie Malerich (MOP), Jessica van der Linden	2016	Tiffani Brown, Celeste Gomez (MVP), Kelly Hensley, Maddie O'Brien, Lacey Waldrop
		<b>WOMEN'S COLLEGE WORLD SERIES</b>		<b>NCAA TALLAHASSEE REGIONAL</b>
		Leslie Malerich		Alex Kossoff, Maddie O'Brien, Lacey Waldrop
		<b>SEMINOLE INVITATIONAL</b>		<b>ACC TOURNAMENT</b>
		Jessica van der Linden, Casey Hunter	2017	Jessica Burroughs (MVP), Victoria Daddis, Alex Powers, Bailey Schinella, Jessie Warren
		<b>BUZZ CLASSIC</b>		<b>ACC TOURNAMENT</b>
1993		Beth Wade (MVP)		Jessie Warren (MVP), Cali Harrod, Sydney Broderick, Meghan King
		<b>ACC TOURNAMENT</b>		<b>WCWS ALL-TOURNAMENT TEAM</b>
		Lesley Palmer (MVP), Shandra Colzie, Elisa Vasquez, Casey Hunter	2018	Jessica Burroughs, Alex Powers
		<b>NFCA LEADOFF CLASSIC</b>		<b>ACC TOURNAMENT</b>
		Jessica van der Linden, Natasha Jacob, Tatiana George, Casey Hunter	2019	Dani Morgan (MVP), Anna Shelnett, Carsyn Gordon, Jessica Burroughs, Meghan King
		<b>SEMINOLE CHALLENGE</b>		<b>ACC TOURNAMENT</b>
		Jessica van der Linden, Natasha Jacob, Tatiana George, Casey Hunter		Sydney Sherrill (MVP), Anna Shelnett, Meghan King
		<b>FSU INVITATIONAL</b>		<b>WCWS ALL-TOURNAMENT TEAM</b>
		Jessica van der Linden (MVP), Casey Hunter, Lesley Palmer, Veronica Wootson, Natasha Jacob	2019	Jessie Warren (MOP), Meghan King, Sydney Sherrill, Elizabeth Mason, Anna Shelnett
		<b>ACC TOURNAMENT</b>		<b>ACC TOURNAMENT</b>
		Casey Hunter (MVP), Lesley Palmer, Jessica van der Linden, Elisa Vasquez, Beth Wade		Meghan King (MVP), Dani Morgan, Sydney Sherrill
		<b>NCAA REGION 4</b>		
		Jessica van der Linden (MOP), Veronica Wootson, Natasha Jacob		
		<b>NFCA LEADOFF CLASSIC</b>		
		Tatiana George		
		<b>SUNSHINE STATE TOURNAMENT</b>		
		Tiffany McDonald, Brittany Osmon, Veronica Wootson		
		<b>FLORIDA STATE INVITATIONAL</b>		
		Natasha Jacob (MVP), Kim Hoffer, Casey Hunter, Melissa Wood		
		<b>EARLY BIRD</b>		
		Carly Brieske, LaShaun Davis, Kim Hoffer, Natasha Jacob, Michelle Snyder		
		<b>SEMINOLE CLASSIC</b>		
		Natasha Jacob (MVP), Yuruby Alicart, Carly Brieske, Tiffany McDonald		
		<b>SUNSHINE STATE</b>		
		Yuruby Alicart, Whitney Buckmon, Natasha Jacob		
		<b>ACC TOURNAMENT</b>		
		Carly Brieske, Tiffany McDonald		
		<b>NFCA LEADOFF CLASSIC</b>		
		Veronica Wootson, Yuruby Alicart		
		<b>SUNSHINE STATE TOURNAMENT</b>		
		Melissa May, LaShaun Davis, Brittany Krbec		
		<b>SEMINOLE CLASSIC</b>		
		Veronica Wootson (MVP), Robin Ahrberg, Terese Gober, Brittany Krbec, Tiffany McDonald		
		<b>FSU INVITATIONAL</b>		
		Veronica Wootson, Yuruby Alicart, Carly Wynn		
		<b>ACC TOURNAMENT</b>		
		Robin Ahrberg, Yuruby Alicart, Veronica Wootson		
		<b>NFCA LEADOFF CLASSIC</b>		
		Brittany Osmon		
		<b>EARLY BIRD TOURNAMENT</b>		
		Whitney Buckmon, Terese Gober,		

## OTHER ACCOMPLISHMENTS

1981	<b>ASA Outstanding Athlete</b>
	Darby Cottle
	<b>USOC Best Amateur Softball Player</b>
	Darby Cottle
	<b>FAIAW Softball Coach of the Year</b>
	JoAnne Graf
1982	<b>Olympia Award</b>
	Darby Cottle
	<b>Broderick Award</b>
	Darby Cottle
1992	<b>MVP in the South Florida Invitational</b>
	Toni Gutierrez
1998	<b>NFCA National Player of the Week</b>
	Jennifer White-Cody
1999	<b>ACC Weaver-James-Corrigan Postgraduate Scholarship</b>
	Stacy Venable
	<b>NFCA Scholar-Athlete</b>
	Becky Brock, Andi Lyons
2000	<b>NFCA Student Athlete</b>
	Natalie Bennett, Robyn Gauger, Andi Lyons, Brandi Stuart, Beth Wade
2001	<b>Verizon Academic All-District 3 Softball Team</b>
	Brandi Stuart
	<b>NFCA Student-Athlete</b>
	Becky Brock, Beth Wade
	<b>NFCA National Player of the Week</b>
	Brandi Stuart
	<b>MVP (Pitcher) FAU/Worth Invitational</b>
	Leslie Malerich
	<b>NFCA Outstanding Performer</b>
	Jennifer White-Cody
2002	<b>NFCA Southeast Region Coaching Staff of the Year</b>
	<b>NFCA Southeast Region Coaching Staff of the Year</b>
	<b>Verizon Academic All-American</b>
	Brandi Stuart
	<b>NFCA Student-Athlete</b>
	Shandra Colzie, Shundra Colzie, Becky Brock, Kimmy Carter, Beth Wade
2003	<b>Verizon Academic All-Region</b>

# HONORS AND AWARDS

	<p>Shandra Colzie (1st Team)  <b>NFCA Student-Athlete</b>                  Shandra Colzie, Shundra Colzie, Natasha Jacob, Robyn Larson, Beth Wade  <b>NFCA National Player of the Week</b>                  Jessica van der Linden  <b>USA Softball National Player Of The Year</b>                  Jessica van der Linden (Top 10 Finalist)  <b>USA Softball National Player of the Year</b>                  Jessica van der Linden  <b>Honda Award Winner for Softball</b>                  Jessica van der Linden  <b>ESPY AWARD "Best Collegiate Female" Nominee</b>                  Jessica van der Linden  <b>CoSIDA District III Academic All-Region</b>                  Natasha Jacob  <b>Easton All-Americans</b>                  Casey Hunter, Jessica van der Linden - 1st Team                  Veronica Wootson - 2nd Team  <b>USA Softball National Player Of The Week</b>                  Jessica van der Linden (March 16)  <b>NFCA National Player Of The Week</b>                  Jessica van der Linden (March 16)  <b>CoSIDA Academic All-District III</b>                  Natasha Jacob  <b>CoSIDA Second Team Academic All-American</b>                  Natasha Jacob  <b>NFCA Student-Athlete</b>                  Carey Galuppi, Natasha Jacob  <b>CoSIDA First Team Academic All-American</b>                  Natasha Jacob  <b>CoSIDA First Team Academic All-District 3</b>                  Natasha Jacob  <b>Easton/Bell Sports All-American</b>                  Veronica Wootson - 1st Team,                  Natasha Jacob - 3rd Team  <b>All-ACC Academic Team</b>                  Natasha Jacob, Melissa May, Michelle Snyder  <b>NFCA Student-Athlete</b>                  Carey Galuppi, Natasha Jacob, Melissa May  <b>ACC Freshman of the Year</b>                  Monica Montez  <b>CoSIDA/ESPN The Magazine Second-Team</b>                  Melissa May  <b>Academic All-District Third-Team</b>                  Melissa May  <b>NFCA Student-Athlete</b>                  Brittany Krbec, Carly Wynn, Melissa May  <b>Easton All-American</b>                  Veronica Wootson  <b>NFCA All-America</b>                  Veronica Wootson  <b>All-ACC Academic Team</b>                  Robin Ahrberg, Brittany Krbec, Melissa May,                  Tiffany McDonald, Brittany Osmon, Carly Wynn  <b>Lowe's Senior CLASS Award Candidate</b>                  Tiffany McDonald  <b>All-ACC Academic</b>                  Whitney Buckmon, Terese Gober, Tiffany McDonald,                  Brittany Osmon, Carly Wynn  <b>CoSIDA Academic All-District</b>                  Carly Wynn, Robin Ahrberg - 1st Team                  Melissa May - 2nd Team  <b>ACC Player of the Week</b>                  Brittany Osmon (twice), Ashley Stager  <b>ACC Pitcher of the Week</b>                  Tiffany McDonald (twice)  <b>CoSIDA Academic All-American</b>                  Carly Wynn - 3rd Team  <b>CoSIDA Academic All-District</b>                  Carly Wynn - 1st Team                  Michelle Snyder - 2nd Team  <b>ACC Player of the Week</b>                  Kaleigh Rafter (twice), Ashley Stager  <b>ACC Pitcher of the Week</b>                  Sarah Hamilton (twice)  <b>ACC Postgraduate Scholarship</b>                  Kaleigh Rafter  <b>All-ACC Academic Team</b>                  Terese Gober, Sarah Hamilton, Kristie McConn,                  Kaleigh Rafter, Michelle Snyder, Carly Wynn  <b>NFCA Student-Athlete</b>                  Terese Gober, Kaleigh Rafter, Lauren Varsalona,                  Carly Wynn, Robin Ahrberg  <b>ACC Pitcher of the Week</b>                  Sarah Hamilton, Terese Gober  <b>ACC Player of the Week</b>                  Ashley Stager</p>		<p><b>ACC Postgraduate Scholarship</b>                  Terese Gober, Carly Wynn  <b>CoSIDA Academic All-District III Softball Team</b>                  Carly Wynn  <b>CoSIDA Academic All-America</b>                  Carly Wynn - 3rd Team  <b>NSCA All-American</b>                  Carly Wynn  <b>All-ACC Academic Team</b>                  Robin Ahrberg, Terese Gober, Tory Hadadd,                  Jen Lapicki, Carly Wynn  <b>NFCA Student-Athlete</b>                  Terese Gober, Tori Haddad, Jen Lapicki, Carly Wynn,                  Jessica Nori  <b>ACC Pitcher of the Week</b>                  Sarah Hamilton (twice)  <b>ACC Player of the Week</b>                  Tiffani Brown, Shayla Jackson  <b>Softball Golden Nole Award</b>                  Ashley Stager  <b>ACC Top Six for Service Award</b>                  Ashley Stager  <b>SemiGnome Award (Community Service)</b>                  FSU Softball Team  <b>Capital One Academic All-District</b>                  Jen Lapicki, Lauren Varsalona - 2nd Team  <b>All-ACC Academic Team</b>                  Robin Ahrberg, Shayla Jackson, Jen Lapicki,                  Jessica Nori  <b>NFCA Scholar-Athlete</b>                  Kirstin Austin, Kelly Hensley, Jen Lapicki,                  Jessica Nori, Kaleigh Rafter, Briar Stanley  <b>Lowe's Senior CLASS Award Candidate</b>                  Shayla Jackson  <b>NFCA National Player of the Week</b>                  Monica Perry  <b>ACC Player of the Week</b>                  Briana Hamilton (twice)  <b>ACC Pitcher of the Week</b>                  Monica Perry (twice), Lacey Waldrop (twice)  <b>Capital One Academic All-District Team</b>                  Jessica Nori, Kirstin Austin  <b>All-ACC Academic Team</b>                  Bailey Schinella, Jessica Nori, Kirstin Austin,                  Kelly Hensley, Tiffani Brown  <b>NFCA Scholar-Athlete</b>                  Tiffani Brown, Kelly Hensley, Erika Hoffner,                  Jessica Nori  <b>NFCA All-America Third Team</b>                  Lacey Waldrop  <b>NFCA All-Southeast Region Second Team</b>                  Morgan Bullock, Lacey Waldrop  <b>Capital One Academic All-American Third Team</b>                  Kelly Hensley  <b>Capital One Academic All-District IV</b>                  Kelly Hensley, Jessica Nori  <b>ACC Pitcher of the Week</b>                  Lacey Waldrop (three times)  <b>ACC Player of the Week</b>                  Courtney Senas (twice)  <b>ACC Top Six for Service</b>                  Kelly Hensley  <b>ACC Softball Scholar-Athlete of the Year</b>                  Kelly Hensley  <b>All-ACC Academic Team</b>                  Kelly Hensley, Monica Perry, Jessica Nori,                  Bailey Schinella  <b>NFCA Scholar-Athlete</b>                  Kelly Hensley, Jessica Nori  <b>USA Softball National Player of the Year</b>                  Lacey Waldrop  <b>NFCA All-America First Team</b>                  Maddie O'Brien, Lacey Waldrop  <b>NFCA All-Southeast Region First Team</b>                  Maddie O'Brien, Courtney Senas, Lacey Waldrop  <b>NFCA National Player of the Week</b>                  Lacey Waldrop  <b>ACC Pitcher of the Week</b>                  Lacey Waldrop (seven times), Jessica Burroughs  <b>ACC Player of the Week</b>                  Maddie O'Brien (three times), Bailey Schinella  <b>All-ACC Academic Team</b>                  Kelly Hensley, Jessica Nori, Bailey Schinella,                  Lacey Waldrop  <b>NFCA Scholar-Athlete</b>                  Bella D'Errico, Corey Hendrickson, Kelly Hensley,                  Jessica Nori, Lacey Waldrop  <b>ACC Postgraduate Scholarship</b></p>	<p>2015</p> <p>2011</p> <p>2012</p> <p>2013</p> <p>2017</p> <p>2014</p> <p>2018</p>	<p>Kelly Hensley  <b>NSCA All-American</b>                  Victoria East  <b>Senior CLASS Award</b>                  Lacey Waldrop  <b>USA Softball National Player of the Year</b>                  Lacey Waldrop (Top 25 semifinalist)  <b>NFCA All-America Third Team</b>                  Lacey Waldrop  <b>NFCA All-Southeast Region Team</b>                  Lacey Waldrop (First Team),                  Jessie Warren (Second Team),                  Morgan Klavevemann (Third Team)  <b>ACC Pitcher of the Week</b>                  Lacey Waldrop (four times)  <b>ACC Player of the Week</b>                  Alex Powers  <b>ACC Top Six for Service</b>                  Alex Kossoff  <b>All-ACC Academic Team</b>                  Ellie Cooper, Victoria Daddis, Alex Powers,                  Morgan Klavevemann, Alex Kossoff, Bailey Schinella,                  Lacey Waldrop  <b>NFCA Scholar-Athlete</b>                  Ellie Cooper, Victoria Daddis, Megan McReynolds,                  Alex Powers  <b>ACC Postgraduate Scholarship</b>                  Lacey Waldrop  <b>CoSIDA Academic All-District</b>                  Ellie Cooper  <b>NFCA All-America Second Team</b>                  Alex Powers  <b>NFCA All-America Third Team</b>                  Jessica Burroughs, Jessie Warren  <b>USA Softball National Player of the Year</b>                  Jessica Burroughs (Top 25 finalist)                  Alex Powers (Top 25 finalist)  <b>NFCA National Freshman of the Year</b>                  Carsyn Gordon (Top 25 finalist)  <b>NFCA National Pitcher of the Week</b>                  Meghan King  <b>All-ACC Academic Team</b>                  Ellie Cooper, Meghan King, Morgan Klavevemann  <b>ACC Pitcher of the Week</b>                  Jessica Burroughs (three times), Meghan King (twice)  <b>ACC Player of the Week</b>                  Alex Powers (twice), Jessie Warren (twice)                  Sydney Broderick  <b>CoSIDA Academic All-District</b>                  Morgan Klavevemann  <b>Senior CLASS Award</b>                  Alex Powers  <b>CoSIDA Academic All-American</b>                  Morgan Klavevemann - 3rd Team  <b>NFCA All-America First Team</b>                  Jessie Warren, Jessica Burroughs  <b>NFCA All-America Second Team</b>                  Morgan Klavevemann  <b>NFCA All-America Third Team</b>                  Alex Powers  <b>USA Softball National Player of the Year</b>                  Jessie Warren (Top 10 Finalist)                  Jessica Burroughs (Top 10 Finalist)  <b>NFCA National Player of the Week</b>                  Jessica Burroughs (Feb. 21), Jessie Warren (April 11)  <b>ACC Player of the Week</b>                  Jessie Warren (March 21, May 2),                  Carsyn Gordon (March 28)  <b>ACC Pitcher of the Week</b>                  Jessica Burroughs (Feb. 21, March 7, March 21,                  March 28), Meghan King (May 2)  <b>ACC Scholar-Athlete of the Year</b>                  Alex Powers  <b>All-ACC Academic Team</b>                  Alex Powers, Morgan Klavevemann, Sydney Broderick,                  Ellie Cooper, Meghan King, Dani Morgan,                  Anna Shelnett  <b>ACC Postgraduate Scholarship</b>                  Ellie Cooper  <b>Senior CLASS AWARD</b>                  Kylee Hanson (Top 10 Finalist)  <b>NFCA All-Americans</b>                  Jessie Warren (Second Team), Kylee Hanson (Second                  Team), Sydney Sherrill (Third Team)  <b>Academic All-Region</b>                  Kylee Hanson (First Team), Cassidy Davis                  (First Team)  <b>USA Softball Player of the Year</b>                  Kylee Hanson (Top 25 Finalist)</p>
--	--	--	---	---	--





# HONORS AND AWARDS

## NFCA Freshman of the Year

Sydney Sherrill (Top 10 Finalist)

## ACC Player of the Week

Carsyn Gordon (Feb 13), Sydney Sherrill (Feb 20, April 10), Jessie Warren (Feb 27, May 1, May 7)

## ACC Pitcher of the Week

Kylee Hanson (Feb 20, March 6, March 20, May 7), Meghan King (Feb 27, April 3)

## NFCA National Player of the Week

Kylee Hanson (Feb 20), Sydney Sherrill (April 10)

## USA Softball National Player of the Week

Sydney Sherrill (April 10)

## ACC Scholar-Athlete of the Year

Kylee Hanson

## All-ACC Academic Team

Carsyn Gordon, Kylee Hanson, Meghan King, Cassidy Davis

## NCAA Elite 90 Award

Tessa Daniels  
2019

## Senior CLASS AWARD

Meghan King (Top 10 Finalist)

## NFCA All-Americans

Sydney Sherrill (First Team),  
Meghan King (Second Team)

## Academic All-Region

Meghan King (First Team)

## ACC Player of the Week

Zoe Casas (Feb 19), Cali Harrod (Feb 26),  
Carsyn Gordon (March 26), Anna Shelnett (May 6)

## ACC Pitcher of the Week

Meghan King (Feb 12, Feb 26, March 19, March 26, April 2, April 30)

## NFCA National Player of the Week

Cali Harrod (Feb 26)

## USA Softball National Player of the Week

Zoe Casas (Feb 19)

## All-ACC Academic Team

Kathryn Sandercock, Anna Shelnett, Carsyn Gordon,  
Cassidy Davis, Dani Morgan  
2020

## ACC Player of the Week

Kirsten Landers (Feb 11)

## ACC Pitcher of the Week

Caylan Arnold (Feb 11)

## Go Teach Dr Pepper Tuition Giveaway recipients

Elizabeth Mason

## TEAM AWARDS

### Golden Nole Award

2009 Carly Wynn  
2010 Carly Wynn  
2011 Ashley Stager  
2012 Kirstin Austin  
2013 Kelly Hensley  
2014 Jessica Nori  
2015 Ellie Cooper  
2016 Alex Powers  
2017 Ellie Cooper  
2018 Morgan Klavemann  
2019 Meghan King  
2020 Dani Morgan

### Golden Torch Award

2009 Kaleigh Rafter  
2010 Tory Haddad  
2011 Kelly Hensley  
2012 Kelly Hensley  
2013 Kelly Hensley  
2014 Kelly Hensley  
2015 Ellie Cooper  
2016 Tessa Daniels  
2017 Tessa Daniels  
2018 Meghan King  
2019 Morgan Noah  
2020 Kathryn Sandercock

### Seminole Warrior

2009 Ashley Stager and Carly Wynn  
2010 Jen Lapicki  
2011 Briana Hamilton  
2012 Lindsey Peppers  
2013 Jessica Burroughs  
2014 Lacey Waldrop  
2015 Lacey Waldrop and Macey Cheatham  
2016 Ellie Cooper and Alex Powers  
2017 Bella D'Errico

2018 Zoe Casas and Korina Rosario  
2019 Zoe Casas, Cali Harrod, Carsyn Gordon,  
Meghan King, Deja Bush

## Sniper Award

2010 Morgan Bullock  
2011 Robin Ahrberg  
2012 Assistant Coach Travis Wilson  
2013 Morgan Bullock  
2014 Ryann Day  
2015 Lauren Harris  
2016 Lauren Harris  
2017 Tessa Daniels  
2018 Sabrina Stutsman  
2019 Cassidy Davis

## Golden Glove

2009 Kaleigh Rafter  
2010 Tory Haddad  
2011 Ashley Stager  
2012 Briana Hamilton  
2013 Maddie O'Brien  
2014 Courtney Senas  
2015 Morgan Klavemann  
2016 Jessie Warren  
2017 Jessie Warren  
2018 Jessie Warren  
2019 Sydney Sherrill

## ESPY Award

2009 Ashley Stager  
Michelle Snyder  
2010 Tiffani Brown  
2011 Briana Hamilton  
2012 Courtney Senas  
2013 Lacey Waldrop  
2014 Briana Hamilton  
2015 Alex Kossoff  
2016 Jessie Warren  
2017 Jessie Warren  
2018 Jessie Warren  
2019 Dani Morgan

## Breakout Player of the Year

2009 Ashley Stager  
2010 Shayla Jackson  
2011 Jennifer Lapicki  
2012 Briana Hamilton  
Kirstin Austin  
Kelly Hensley  
2013 Kelly Hensley  
2014 Maddie O'Brien  
2015 Ellie Cooper  
2016 Alex Powers  
2017 Cali Harrod  
2018 Carsyn Gordon  
2019 Dani Morgan

## Most Valuable Player

2009 Kaleigh Rafter  
2010 Carly Wynn  
2011 Sarah Hamilton  
2012 Tiffani Brown  
2013 Courtney Senas  
Kelly Hensley  
2014 Maddie O'Brien  
2015 Jessie Warren  
2016 Jessie Warren  
2017 Jessie Warren  
2018 Kylee Hanson  
2019 Sydney Sherrill

## Chief Abiaka Athletic Training Award

2009 Robin Ahrberg  
2010 Ashley Stager  
2011 Maddie O'Brien  
2012 Tiffani Brown  
2015 Maddie O'Brien  
2016 Morgan Klavemann  
2017 Jessica Burroughs  
2018 Deja Bush

## Batting Title

2009 Carly Wynn (.337)  
2010 Carly Wynn (.378)  
2011 Jen Lapicki (.343)  
2012 Shayla Jackson (.304)  
2013 Morgan Bullock (.346)  
2014 Maddie O'Brien (.424)

2015 Morgan Klavemann (.393)  
2016 Alex Powers (.396)  
2017 Jessie Warren (.413)  
2018 Jessie Warren (.404)  
2019 Sydney Sherrill (.405)

## Circle Award

2009 Sarah Hamilton  
2010 Sarah Hamilton  
2011 Sarah Hamilton  
2012 Monica Perry  
2013 Lacey Waldrop  
2014 Lacey Waldrop  
2015 Lacey Waldrop  
2016 Jessica Burroughs and Meghan King  
2017 Jessica Burroughs and Meghan King  
2018 Kylee Hanson and Meghan King  
2019 Meghan King

## "Ah-Tah-Thi-Ki" Academic Excellence Award

2009 Amber Bryant and Mallory Borden  
2010 Terese Gober, Carly Wynn and Ashley Stager  
2011 Kelly Hensley and Monica Perry  
2012 Kelly Hensley  
2013 Kelly Hensley and Jessica Nori  
2014 Kelly Hensley and Jessica Nori  
2015 Alex Kossoff  
2016 Ellie Cooper  
2017 Ellie Cooper  
2018 Tessa Daniels and Morgan Klavemann  
2019 Dani Morgan and Morgan Noah

## Rookie of the Year

2009 Shayla Jackson  
2010 Tiffani Brown  
2011 Celeste Gomez and Jessica Nori  
2012 Maddie O'Brien and Lacey Waldrop  
2013 Victoria East  
2014 Jessica Burroughs  
2015 Jessie Warren  
2016 Zoe Casas and Meghan King  
2017 Dani Morgan  
2018 Sydney Sherrill

## Offensive Player of the Year

2015 Jessie Warren  
2016 Ellie Cooper  
2017 Jessie Warren  
2018 Sydney Sherrill  
2019 Cali Harrod

## Femina Perfecta Award

2009 Ashley Stager  
2010 Robin Ahrberg  
2011 Morgan Bullock  
2012 Monica Perry  
2013 Lindsey Peppers  
2014 Bella D'Errico  
2015 Ellie Cooper  
2016 Tessa Daniels  
2017 Morgan Klavemann  
2018 Cali Harrod  
2019 Dani Morgan  
2020 Dani Morgan

## Great Spirit Award Wakatanka

2017 Bella D'Errico  
2018 Abby Evans  
2019 Meghan King

## Dugout Club Member of the Year

2016 John Cross, Diane Kelley and Betty Wilder  
2017 Locker Room Legacy Members  
2018 Russ and Genie Morcom  
2019 Scott Price

## Coaches Award (Taylor Foster Award)

2009 Carly Wynn  
2010 Carly Wynn  
2011 Robin Ahrberg and Ashley Stager  
2012 Mallory Borden and Amber Bryant  
2013 Macey Cheatham  
2014 Entire Team (Taylor Foster Award)  
2015 Macey Cheatham  
2016 Ellie Cooper  
2017 Ellie Cooper  
2018 Kendra Lynch  
2019 Meghan King



10 WCWS APPEARANCES • 17 ACC CHAMPIONSHIPS • 32 NCAA APPEARANCES

# ALL-TIME LETTERWINNERS

Rebecca Aase	1991-94	Debbie DeJohn	1987-90	Tina Kyler	1984-85	Toni Robinette	1981-82
Courtney Adams	2013	Jennie Dillmore	1992-93			Korina Rosario	2015-18
Leslie Adams	1992-93	Tabitha Doka	1994	<b>L</b>	2016	Courtney Rosen	2007, 09-10
Robin Ahrberg	2007-08, 10-11	Toney Donaldson	1982-83	Mia Lacy	1989-90	Venus Ross	1980-81
Shannon Aiken	1989	Jennifer Drawdy	1994	Hunter LaFountain	<b>2020</b>	Daphne Russell	1987-88
Yuruby Alicart	2006-07	Natalie Drouin	1981-82	Kelly Langston	2007-08	<b>S</b>	
Kaitlin Allen	2013			Jen Lapicki	2010-11	Layne Salvador	1979-82
Nancy Anderson	1981	Victoria East	2013-16	Christy Larsen	1988-91	<b>Kathryn Sandercock</b>	<b>2019-20</b>
Leah Armstrong	2001	Teresa Edenfield	1997-00	Julie Larsen	1985-88	Mary J.T. Sands	1980
<b>Caylan Arnold</b>	<b>2020</b>	Stephanie Elowsky	2000-01	Robyn Larson	2002-03	Stacey Saunier	1979-82
Kirstin Austin	2011-13	Sherri Emetario	1986-87	Monica Lawfield	1984	Bailey Schinella	2012-15
Kim Averill	1989	<b>Brianna Enter</b>	<b>2020</b>	Dianne Lawrence	1978	Kelly Schnute	1995-96
		Renee Espinoza	1995-96	Cindy Lawton	1994-95	Mary Schuehler	1978-79
<b>B</b>		Abby Evans	2016-18	Gayle Lee	1978	Courtney Senas	2011-14
Greta Bahn	1984-86	Bonnie Evans	1988	Erika Leonard	2012	Kelly Shaw	1982-83
Dana Bailey	1996-99			Nicolette Levine	2012	<b>Anna Shelnett</b>	<b>2017-20</b>
Jill Baker	1981-82	<b>F</b>		Bryttani Lindheim	2002-03	Laurie Shepard	1992-95
Katie Baker	2015	Leslie Farris	2017-20	Marla Looper	1993-94	<b>Sydney Sherrill</b>	<b>2018-20</b>
Leslie Barton	1990-93	Heather Feltmann	1993-95	<b>Kaia LoPreste</b>	<b>2020</b>	Jan Sikes	2004
Jill Bellamy	1986-88	Stephanie Ferlita	1995-96	Andi Lyons	1999-00	Terri Silviola	1981-82
Rock Benavides	2018-19	Carolyn Fiero	1986-87			Tracy Simmons	1980
Natalie Bennett	2000-01	Kelly Flaczinski	1988-91	<b>M</b>		Penny Siqueiros	1987
Shelley Berube	1984	<b>Devyn Flaherty</b>	<b>2020</b>	Leslie Malerich	1999-02	Debbie Smith	1989-92
Debbie Billington	1978-79	Katie Fricke	2004-05	Pat Mangan	1980-81	Loren Smith	1986
Kara Bildeau	2019-20	Kristy Fuentes	1994-97	Monique Marier	2001-02	Amy Snider	2012
Carla Bingham	1982-83			Diane Maroe	1979	Michelle Snyder	1983-86
Michelle Bishop	1995	<b>G</b>		Sandy Martinez	1988-89	Sue Spangel	2006-09
Mallory Borden	2009-10, 12	Carey Galuppi	2003-06	<b>Elizabeth Mason</b>	<b>2018-20</b>	Ashley Stager	1978-79
Staci Brandon	2000-01	Camille Garcia	2007-09	Meggan Matson	1997	Courtney Stager	2008-11
Wendy Braye	1994-97	Robyn Gauger	2000-01	Melissa May	2006-08	Briar Stanley	2009
Carly Brieske	2003-06	BillieAnne Gay	2003-06	Kristie McConn	2008-11	Lynn Steele	2010-11
Becky Brock	1999-02	Tatiana George	2002-05	Tiffany McDonald	2005-08	Ronnie Stengel	1985-87
Sydney Broderick	2016-17	Tina Getherall	1990-92	Jesse McGregor	1996-99	Brandi Stuart	1978
Serita Brooks	2000-01	Barbara Gillespie	1985-86	Megan McReynolds	2016	Sabrina Stutsman	2000-03
Jennifer Brown	1998	Jessica Gilmore	2007-09	Monica Montez	2007-10	Stacie Symonds	2017-18
Tiffani Brown	2010-14	Terese Gober	2007-09-10	Lora Migliaccio	1988-91		1994
Amber Bryant	2009, 11-12	Celeste Gomez	2011-14	Shannan Mitchem	1989-92	<b>T</b>	
Colleen Buckley	1978-79	Cathy Gooding	1981-84	Kelly Miller	1998-00	Windy Taff	1996-97
Whitney Buckmon	2005-08	Kim Googe	1979-80	Leslie Miller	1984	Tammi Terrell	1983
Morgan Bullock	2010-13	Carsyn Gordon	2016-19	LaTanya Mitchell	1999-00	Cynthia Thomas	1972-73
Jodie Bullock	1990	Cindy Gordon	1992-93	Misty Molin	1995-98	Robin Thomas	1983
Jessica Burroughs	2014-17	Toni Gutierrez	1990-93	Amanda Moore	2007	Laurie Tiedt	1984-87
Deja Bush	2017-19			Evelyn Morgado	2012	Julie Tiggis	2003-04
Jennifer Butler	1995	<b>H</b>		Bonnie Morgan	1978	Kelly Tillman	1981-84
Susan Buttery	1990-93	Tory Haddad	2010	<b>Dani Morgan</b>	<b>2017-20</b>	<b>Maegan Tomlinson</b>	<b>2019-20</b>
		Lisa Hall	1998	<b>Kaley Mudge</b>	<b>2020</b>	Dale Townsend	2010-11
<b>C</b>		Briana Hamilton	2011-14	<b>Josie Muffley</b>	<b>2020</b>	Rose Trezza	1978
Myssi Calkins	1994-97	Sarah Hamilton	2008-11	Lauren Mullins	2010	Linda Tyrrell	1980-82
Kimmy Carter	1999-02	Kylee Hanson	2018	Marie Mygonik	1978	<b>V</b>	
Zoe Casas	2016-19	Roxanne Hantelmann	1986			Jessica van der Linden	2001-04
Charlotte Cates	1981	Trisha Hardy	1978	Heidi Nelson	1984	Lauren Varsalona	2009-11
Christy Cerecedes	1998-99	LeAnn Harrell	1982-84	Morgan Noah	2019-20	Elisa Vasquez	2001-04
Macey Cheatham	2013-16	Barb Harris	1978	Jessica Nori	2011-14	Stacey Venable	1997-99
Rosalind Chou	1996-97	Lauren Harris	2014-17	Cathy Norton	1978-80	Dana Vickery	1999
Sharon Coats	1979-80	Amy Harrison	2004-05			<b>W</b>	
Shandra Colzie	2002-03	Becky Harrison	1988-91	Maddie O'Brien	2012-15	Beth Wade	2001-04
Shundra Colzie	2002-03	Cali Harrod	2016-19	Carol O'Domski	1980-81	Lacey Waldrop	2012-15
Allison Collins	2008-10	Stephanie Hartness	2013-14	Cricket Olafson	1983	Becky Wallace	1997-00
Jan Collins	1978	Rylan Harvey	2015	Jennifer Olow	1991-94	Jessie Warren	2015-18
Kayla Collins	2006-07	Corey Hendrickson	2014	Sunnie O'Neal	1981-84	Lita Weingart	1980
Teresa Collins	1983-84	Kelly Hensley	2011-14	Brittany Osmon	2005-08	Windy Weltz	1994-97
Heather Conway	1992-93	Makinzy Herzog	2019	Sherri Owens	1988	Jennifer White-Cody	1998-01
Dina Cooper	1983-84	Jackie Hirschfeld	1998-02			Corrie Williams	1996-99
Ellie Cooper	2014-17	B.J. Hodges	1990-91	<b>P</b>		Felicia Williams	1999-00
Suzanne Cooper	1987	Cula Hodges	1980	Robin Pace	1983-84	Sandie Williams	1982
Savanna Copeland	2018	Kim Hoffer	2004-06	Susan Painter	1981-84	Debbie Willis	1978
Shawnda Corbin	1988	Erika Hoffner	2012-13	Jasmine Palmer	2016	Robin Willy	1978
Cheryl Cordes	1978	Laurie Holler	1985-86	Lesley Palmer	2003-05	Shamalene Wilson	1993-96
Darby Cottle	1980-82	Casey Hunter	2002-05	Savannah Parker	2020	Vicki Wilson	1978
Danielle Cox	1998-99			Adrienne Pearson	1994-95	Melissa Wood	2005-06
Skyla Cox	2001-02	Shayla Jackson	2009-12	Lindsey Peppers	2012	Tina Wood	1993-94
Bonnie Craig	1978-79	Natasha Jacob	2003-06	Sandy Perkins	1979	Veronica Wootson	2004-07
Lori Crouse	1986-89	Julie Jordan	2001-02	Monica Perry	2012-13	Carly Wynn	2007-10
Bianca Cruz	2020	Brittany Joseph	2008-10	Kim Petrovich	2006		
<b>Chloe Culp</b>				Robyn Petrovich	2005-08	<b>Z</b>	
		<b>K</b>		Tami Post	1996-99	Niki Zenger	1995-96
Bella D'Errico	2014-16	Kari Keith	1986-89	Alex Powers	2014-17	(Since 1978)	
Victoria Daddis	2014-16	Madison Kennedy	2019	Chris Priestler	1986	Active Players in <b>Bold</b>	
Tessa Daniels	2016-18	Morgan Klaevemann	2015-18	Mackenzie Puckett	2018-19		
Tiffany Daniels	1986-89	Meghan King	2016-19				
Lisa Davidson	1991-94	Sarah King	1997-98	<b>R</b>			
<b>Cassidy Davis</b>	<b>2017-20</b>	Charlene Koski	1980	Kaleigh Rafter	2009		
Wendy Davis	1982-84	Alex Kossoff	2013-16	Julie Rice	1988-91		
LaShaun Davis	2004-07	Brittany Krbec	2007	Brenda Richardson	1989		
Judi Davison	1985-87						





1981, 1982 AIAW NATIONAL CHAMPIONS • 2018 NCAA NATIONAL CHAMPIONS • 51 ALL-AMERICANS

# PRO AND INTERNATIONAL PLAYERS



Brandi Stuart



Sabrina Stutsman,  
Meghan King, Korina  
Rosario




Ellie  
Cooper



Jessica van der Linden

Leslie Malerich



Myssi Calkins

Kaleigh  
Rafter



Lacey Waldrop



Alex  
Powers

Sydney  
Broderick




Jessie Warren



Jessica Burroughs

Tiffany McDonald



Veronica Wootson

Yuruby Alicart



Monica Perry

- Courtney Adams ..... Puerto Rico National Team (2013)
- Leslie Adams ..... Carolina Diamonds (1997-99)
- Yuruby Alicart ..... Venezuelan National Team (2000-18), 2008 Beijing Olympics Participant
- Jessica Burroughs ..... USSSA Pride (2017-19), No. 1 Overall Pick in 2017 NPF Draft, Athletes Unlimited (2020)
- Sydney Broderick ..... USSSA Pride (2017)
- Myssi Calkins ..... Georgia Pride (1999)
- Ellie Cooper ..... New Zealand National Team (2012-18), NZ Team Captain (2016-18), Junior World Championships (2011-15)
- Renee Espinoza ..... Georgia Pride (1997)
- Kristy Fuentes ..... Georgia Pride (1998)
- Tatiana George ..... Harlem Diamonds (2005)
- Terese Gober ..... Mannheim Tornados (2010)
- Carsyn Gordon ..... Puerto Rico National Team (2016-19)
- Briana Hamilton ..... PA Rebellion (2014-15), Akron Racers (2015)
- Kylee Hanson ..... ScrapYard Dawgs (2018-19)
- Casey Hunter ..... Connecticut Brackettes (2006)
- Meghan King ..... Puerto Rico National Team (2015-19)
- Leslie Malerich ..... Connecticut Brackettes (2005-06), Italian National Team
- Tiffany McDonald ..... British National Team (2006), Coach for Dutch National Team
- Shannon Mitchem ..... Silver Bullets (1993-98)
- Maddie O'Brien ..... PA Rebellion (2015)
- Monica Perry ..... Hotel Ambassador cc Terrasvogels (2013), South Australian Starz (2015-18)
- Alex Powers ..... USSSA Pride (2017-19)
- Kaleigh Rafter ..... Canadian National Team (2007-18), 2008 Olympics Participant, WMLS International Japan (2013-14), 2015 Pan Am Games Gold Medalist
- Korina Rosario ..... Puerto Rico National Team (2015-18)
- Kathryn Sandercock ..... USA Junior National Team (2017-19)
- Courtney Senas ..... PA Rebellion (2015-16)
- Laurie Shephard ..... Silver Bullets (1995-98)
- Sydney Sherrill ..... USA Junior National Team (2017-18)
- Brandi Stuart ..... Akron Racers (2004)
- Sabrina Stutsman ..... Puerto Rico National Team (2015-17)
- Jessica van der Linden ..... Arizona Heat (2004), Puerto Rico National Team
- Elisa Vasquez ..... Houston (2004)
- Lacey Waldrop ..... Chicago Bandits (2015-18)
- Jessie Warren (2019 Rawlings Golden Glove Winner) ..... USSSA Pride (2018-19), Athletes Unlimited (2020)
- Shamalene Wilson ..... Georgia Pride (1997)
- Veronica Wootson ..... Akron Racers (2007-08)
- Carly Wynn ..... Tennessee Diamonds (2010)



Courtney Senas, Briana Hamilton, Maddie O'Brien





10 WCWS APPEARANCES • 17 ACC CHAMPIONSHIPS • 32 NCAA APPEARANCES

# 1981 & 1982 NATIONAL CHAMPIONS

Before the games were televised on ESPN and before there were professional leagues, the main goal of collegiate softball was to go out, give your best and try to win, but mainly the student-athletes were there because they loved the game and they wanted to have fun. For two years in the early 1980's, the Florida State softball team not only had fun, but also dominated its competition and brought home a pair of national championships.

There was plenty of reason for optimism going into the 1981 season after FSU won 13 of its last 15 games the year before and was one game away from advancing to the AIAW National Tournament. Countering the momentum from 1980 was the inexperience of the 1981 roster which featured only six returnees but a host of talented newcomers.

"It was a lot of fun," former head coach Dr. JoAnne Graf said. "They had known each other from summer league ball so I think there was a lot of respect right away. Anytime you win it's a whole lot of fun. That team was in every game, they won, obviously, most of them, but it's always fun to coach people who win and they worked hard. They just had that confidence, that air that they were going to have to lose the game; no one was going to beat them."

Any concerns about the 1981 season were quickly erased as the Seminoles ran out to a 19-2 start with a trio of tournament titles. The only hiccup during the year came at the South Florida Invitational as FSU lost three of four but that also served as a wake up call as the Seminoles won 16-straight games to push their record to 38-5.

Just when the Seminoles had everything going in their favor, another bump in the road came. Winners of its last 16 games, FSU dropped a pair of games to East Carolina to finish second at the North Carolina State Invitational. But just like the losses at South Florida, the setback refocused the Seminoles when they needed it the most.

Few would have guessed that the 5-2 loss to the Pirates would be the Seminoles' last of the season. FSU took four-straight heading into the FAIAW State Tournament where it breezed to the state title with four more wins to match the most wins in school history. Up next was the AIAW Region III Tournament where the Seminoles took the next step, sweeping four more games to advance to the National Tournament.

Proving its versatility, FSU won every way possible, outscoring Western Carolina 13-9 in the first game before winning a defensive triumph 4-3 over North Carolina State. FSU disposed of the Pirates 12-3 then beat North Carolina 4-1 to capture the school's first national championship in women's athletics.

Postseason accolades came in for Darby Cottle as the shortstop collected All-America honors after hitting .428. Joining her on the All-America squad was second baseman Jan Sikes as she hit .477.

"Those teams were so full of life, heart, we had great camaraderie," former player Susan Painter said. "It started at the top with JoAnne. We had a great group of players, but she was the main component. She kept us on top and kept fighting for us and for the title. Every great team has a fit and that one certainly did. It was quite a group. We still keep in touch, but I miss that."

The pieces were in place for another run in 1982 and the Seminoles wasted no time as they won their first 12 games, highlighted by the title at the Florida Invitational - including eight shutouts. Ironically the "low point" of the season came at the Lady Seminole Invitational where FSU lost three in a row.

But just like they had done the previous year, the Seminoles bounced back to win 10-straight, including titles at the Friendly City and South Florida Invitationals. Twice during the middle half of the season the Seminoles scored 30 runs or more, including a 39-5 drubbing of Georgia Southern.

Despite all of FSU's success that year - the Seminoles won four of six regular season tournaments - there was one team it could not get past: rival Florida. Of the 10 losses that season, six came to the Gators, including back-to-back losses at the Montgomery Invitational where FSU finished second.



Similar to 1981, the losses refocused the Seminoles as they won their next 12 going into the FAIAW tournament. UF got the Tribe again 2-1 in the third game, but the Seminoles won a pair to claim the state title. Florida State had relatively little trouble in the regional tournament, only dropping a 2-1 decision to South Florida before beating the Bulls for the trophy.

The stage was set for a repeat and the Seminoles were on a mission having won 21 of their last 23 games. The first three games were a breeze as FSU outscored its opponents 46-6 with wins over Georgia Southern, South Florida and UNC-Charlotte. All that stood between FSU and its second national championships were the Florida Gators.

While Florida State held an 8-6 lead in the season series, Florida was the only team that had been close to FSU over the last five years and handed the Seminoles their worst loss in school history at the time, a 14-0 defeat during the middle of the season. With the championship on the line the Seminoles were at their best and they prevailed 9-4 to claim their second-straight national championship.

The accolades poured in for the Seminoles again, headed by Cottle who was named the Broderick Award winner as the AIAW Player of the Year. She was joined on the All-America squad by Natalie Drouin, Painter, Toni Robinette and Sikes.

"We were like a big family, I don't even remember anyone not getting along," Drouin said. "We had two great teams and I don't know which one was better. They were pretty equal. At the time none of us really knew what we had accomplished, we just wanted to do our best and have fun, but afterwards it was thrilling."

The Seminoles won 110 games those two years with a 54-7 record in 1981 and a 56-10 mark the year after. Florida State was an offensive juggernaut those two seasons, scoring an average of 9.2 runs per game. What might be even more impressive was the Seminoles' pitching and defense. Behind Painter, the team's lone pitcher, FSU gave up only 2.7 runs per game, a number that is unfathomable in slow pitch.

"I remember a lot of team unity and enthusiasm," Cottle said. "We were a group of winners, that's for sure, and we were a team that was willing to do whatever it took to get to the top. I'm just proud to have been part of the teams that started a tradition of winning."

While the AIAW was disbanded one year later and FSU went to NCAA competition in 1984, the players on those teams were the founders of a legacy that continues today.



**1981, 1982 AIAW NATIONAL CHAMPIONS • 2018 NCAA NATIONAL CHAMPIONS • 51 ALL-AMERICANS**

# DR. JOANNE GRAF

Dr. JoAnne Graf spent 30 successful seasons at the helm of the Florida State softball program. With 1,437 victories under her belt, Graf retired on June 15, 2008, with more wins than any other head coach in collegiate softball.

The first collegiate softball coach to earn 1,400 victories, Graf's numerous achievements with Florida State softball include AIAW slowpitch national championships in 1981 and 1982, seven trips to the Women's College World Series, with the first coming in 1986 (just four years after FSU went to NCAA fastpitch softball), 21 NCAA Regional appearances and 10 Atlantic Coast Conference titles.

On April 2, 2005, then-Florida State University President Dr. T.K. Wetherell officially renamed the softball stadium "JoAnne Graf Field at the Seminole Softball Complex," making her



among only two active softball coaches with fields named after them. On September 13, 2013, Graf was inducted into the Florida State Athletics Hall of Fame

One of the most prolific coaches in collegiate softball, Graf concluded her career having won 75 percent of her games (1,437-478-6), including a 1,218-425-6 (.740) mark in NCAA Division I play. Her NCAA career win total is currently 11th all-time. Florida State averaged 50.75 wins per year under her guidance since beginning NCAA play ranked No. 1 during that span.

Graf is a 1975 graduate of Florida State. In 1992, she earned her doctorate degree in athletic administration at FSU, and taught at her alma mater until her retirement in 2013.

In 2019, FSU Softball began naming its first home tournament every season the "JoAnne Graf Classic" to honor the amazing person, teacher and coach that helped set the foundation that has helped the Seminoles be one of the best programs in the nation.



## The JoAnne Graf File

1,437 All-Time Victories at Florida State  
Six-Time ACC Coach of the Year  
21 NCAA Tournament Appearances  
Seven Women's College World Series Appearances  
74 All-ACC Selections

Back-to-Back AIAW National Championships (1981 & 1982)  
10 Atlantic Coast Conference Titles  
45 NCAA Tournament Victories  
34 All-America Awards



10 WCWS APPEARANCES • 17 ACC CHAMPIONSHIPS • 32 NCAA APPEARANCES

# NCAA RECORDS

## INDIVIDUAL LEADERS

### SINGLE-GAME RECORDS

#### CONSECUTIVE PLATE APPEARANCES, REACHING BASE

18 ..... Maddie O'Brien, April 16-20, 2014 (2nd)

#### INTENTIONAL BASES ON BALLS

4 ..... Maddie O'Brien vs. Pitt, April 16, 2014 (T-1st)

#### CONSECUTIVE VICTORIES

50 ..... Rebecca Aase, Feb. 25, 1991-April 24, 1993 (2nd)

#### CONSECUTIVE BASES ON BALLS

8 ..... Maddie O'Brien, April 19-20, 2014 (T-6th)

7 ..... Maddie O'Brien, April 1-3, 2015 (T-8th)

5 ..... Alex Powers, May 7-8, 2015 (T-16th)

#### STOLEN BASES

5 ..... Serita Brooks vs. Bethune-Cookman May 17, 2001 (T-6th)

#### CONSECUTIVE STOLEN BASES

54 ..... Serita Brooks, Feb. 9-May 19, 2001 (T-12th)

#### CONSECUTIVE HOME RUNS

4 ..... vs. USF, May 18, 2019 - fifth inning (T-1st)

#### HOME RUNS, INNING

4 ..... vs. USF, May 18, 2019 - fifth inning (T-9th)

#### CONSECUTIVE GAMES HITTING STREAK

28 ..... Natasha Jacob, April 4, 2005-Feb. 14, 2006 (T-18th)

## SEASON RECORDS

### GRAND SLAMS

Player	Year	Cl.	G	GS
Carsyn Gordon	2016	Fr.	59	3

### RUNS BATTED IN

Player	Year	Cl.	G	RBI
Maddie O'Brien	2014	Jr.	64	83 (T-19th)

### STOLEN BASES

Player	Year	Cl.	G	SB
Danielle Cox	1999	Sr.	66	73 (T-2nd)
Shamalene Wilson	1996	Sr.	72	69 (T-6th)
Myssi Calkins	1997	Sr.	65	61 (T-10th)

### BASES ON BALLS

Player	Year	Cl.	G	RBI
Maddie O'Brien	2015	Sr.	63	73 (T-11th)

### HOME RUNS

Player	Year	Cl.	G	RBI
Maddie O'Brien	2014	Jr.	64	24 (T-24th)

### GAMES

Player	Year	G
Leslie Malerich	2000	58 (T-18th)

### WINNING PERCENTAGE

Player	Year	Cl.	W	L	Pct.
Rebecca Aase	1992	So.	28	0	1.000 (T-1st)

### EARNED-RUN AVERAGE

Player	E.R.A.	Year
Shelly Berube	0.22	1984 (T-16th)

### NO HITTERS

Player	No. Hitters	Year
Julie Larsen	6	1986 (T-7th)

### ASSISTS

Player	Year	Cl.	G	Assists
Cindy Lawton	1995	Sr.	73	189 (T-22nd)

## CAREER RECORDS

### PERFECT GAMES

No.	Player	Years
6	Julie Larsen	1985-88 (T-2nd)

### GAMES PLAYED

No.	Player	Years
-----	--------	-------

295	Jessica van der Linden	2001-04 (3rd)
290	Brandi Stuart	2000-03 (T-7th)
281	Kristi Hull	1995-98 (19th)

### AT BATS

No.	Player	Years
875	Veronica Wootsen	2004-07 (T-15th)

### STOLEN BASES

No.	Player	Years
185	Myssi Calkins	1994-97 (7th)
162	Brandi Stuart	2000-03 (T-12th)
161	Shamalene Wilson	1993-96 (T-14th)

### TRIPLES

No.	Player	Years
30	Shamalene Wilson	1993-96 (12th)

### NO HITTERS

No.	Player	Years
12	Julie Larsen	1985-88 (T-12th)

### ASSISTS

No.	Player	Years
591	Tami Post	1996-99 (13th)

### STOLEN-BASE PERCENTAGE (min. 50 attempts)

No.	Player	Years
0.942	Morgan Bullock (49-of-52)	2010-13 (T-16th)
0.931	Shamalene Wilson (161-of-173)	1993-96 (26th)

### BASES ON BALLS

No.	Player	Years
198	Maddie O'Brien	2012-15 (12th)

### EARNED-RUN AVERAGE

No.	Player	Years
0.47	Toni Gutierrez	1990-93 (T-19th)

### STRIKEOUT RATIO (K PER 7 IP)

No.	Player	Years
9.98	Sarah Hamilton (1,005 K in 704.1 IP)	2008-11 (T-25th)

## ANNUAL NCAA INDIVIDUAL LEADERS

### HOME RUNS

Year	Player	Cl.	G	No.	Avg.
1987	Tiffany Daniels	So.	64	10	0.16

### DOUBLES

Year	Player	Cl.	G	No.	Avg.
2018	Sydney Sherrill	Fr.	70	29	0.41

### RUNS BATTED IN

Year	Player	Cl.	G	No.	Avg.
2014	Maddie O'Brien	Jr.	64	83	1.30

### STOLEN BASES PER GAME

Year	Player	Cl.	G	SB	SBA	Avg.
1999	Danielle Cox	Sr.	66	73	82	1.11

### STOLEN BASES

Year	Player	Cl.	G	SB
1996	Shamalene Wilson	Sr.	72	69
1999	Danielle Cox	Sr.	66	73

### STRIKEOUT RATIO (Strikeouts per seven innings)

Year	Player	Cl.	G	IP	SO	Avg.
1984	Tina Kyler	Jr.	20	135.1	224	11.6
1985	Julie Larsen	Fr.	21	122.0	175	10.0

### TOTAL BASES

Year	Player	Cl.	G	H	AB	TB	Avg.
2014	Maddie O'Brien	Jr.	64	73	172	162	.942

### BASES ON BALLS

Year	Player	Cl.	G	No.	Avg.
2015	Maddie O'Brien	Sr.	63	73	1.16


### VICTORIES

Year	Player	Cl.	G	IP	W	L	Pct.
2014	Lacey Waldrop	Jr.	48	266.1	38	7	.844





# NCAA RECORDS



Toni Gutierrez

## ANNUAL TEAM CHAMPIONS

### HITS

Year	Team	G	W	L	T	AB	Hits	Avg.
1992	Florida State	72	63	9	0	1,842	580	3.15

### DOUBLES

Year	Team	G	W	L	T	2B	Avg.
2018	Florida State	70	58	12	0	115	1.64

### RUNS

Year	Team	G	W	L	T	R	Avg.
1992	Florida State	72	63	9	0	364	5.06

### HOME RUNS PER GAME

Year	Team	G	W	L	T	HR	Avg.
1989	Florida State	53	39	14	0	17	0.32

### STOLEN BASES

Year	Team	G	W	L	T	SB	SBA	Avg.
1996	Florida State	72	51	21	0	160	171	2.22

### TOTAL BASES

Year	Team	G	W	L	T	AB	TB	Pct.
1992	Florida State	72	63	9	0	1,842	766	4.16

### EARNED RUN AVERAGE

Year	Team	G	W	L	T	IP	R	ER	ERA
2001	Florida State	70	58	12	0	474.3	75	48	0.71
2004	Florida State	74	62	12	0	498.3	76	44	0.62

## TEAM RECORDS

### PITCHING

#### CONSECUTIVE SCORELESS INNINGS

124 Florida State, February 20-March 19, 1993

#### STRIKEOUTS IN A GAME

28 Florida State vs. Southern Miss., March 10, 1984 (15 inn)

## TEAM LEADERS

### SINGLE-GAME RECORDS

#### LONGEST GAME

Inn.	Team (Score), Opponent (Score)	Date
15	Florida State (1), Southern Miss. (0)	March 10, 1984 (T-27th)

#### LONGEST WINNING STREAK

No.	Team	Dates
32	Florida State	March 4-26, 1985 (T-11th)
27	Florida State	March 22-May 15, 2003 (T-25th)

## SEASON RECORDS

### BATTING - HITS

Team	Year	G	Hits
Florida State	1995	73	628 (20th)

### PITCHING - EARNED RUN AVERAGE

Team	Year	W-L-T	IP	R	ER	ERA
Florida State	1984	40-5-2	341.0	30	18	0.37 (T-14th)

### PITCHING - SHUTOUTS

Team	Year	SHO
Florida State	1992	40 (T-12th)

### MISCELLANEOUS - VICTORIES

Team	Year	W	L	T	Pct.
Florida State	1992	63	9	0	.875 (T-14th)

## DIVISION I SOFTBALL COACHING RECORDS

### WINNINGEST COACHES ALL-TIME

#### BY VICTORIES

(Minimum 10 years as a Division I head coach; includes spring varsity fast-pitch record at four-year colleges only.)

Coach, Team	Yrs.	Won	Lost	Tied	Pct.	
11. JoAnne Graf (Florida St. 1984-2008)		25	1,186	425	6	.735

#### BY PERCENTAGE

(Minimum 10 years as a Division I head coach; includes spring varsity fast-pitch record at four-year colleges only.)

Coach, Team	Yrs.	Won	Lost	Tied	Pct.	
17. JoAnne Graf (Florida St. 1984-2008)		25	1,186	425	6	.735



JoAnne Graf

# TEAM AND INDIVIDUAL RECORDS

## TEAM SEASON RECORDS

### Victories

Most in a Season 63 1992 (63-9)

### Streaks

All-time winning streaks 32 Mar. 4-26, 1985  
 629 Feb 23-April 9, 2017  
 27 Mar. 22-May 11, 2003  
 \*25 Feb. 9-Mar. 18, 1992  
 24 Mar 3-April 9, 2017  
 22 Feb. 20-Apr. 3, 2016  
 \*21 Feb. 13-Mar. 19, 1993  
 20 March 3-April 6, 2018  
 20 Mar. 21-Apr. 9, 1991  
 18 Mar. 13-Mar. 28, 1998  
 18 Apr. 11-May 16, 1992  
 18 Mar. 10-23, 1986  
 17 Mar. 12-Apr. 6, 2014  
 17 Feb. 7-Mar. 1, 2014  
 17 ^1984

G - unbeaten streak (28-0-1); \* - streak started the season; ^ - dates unknown

Longest Losing Streak 8 March 4-11, 2000  
 Highest Winning Pct. in Season .875 1984 (41-5-2)  
 1992 (63-9)

### Shutouts

Fewest Times Shutout in Season 2 2016 (65 games),  
 1997 (65 games), 2014 (64 games), 2010 (62 games), 1995 (61 games)  
 Most Times Shutout in Season 10 1994  
 Most Recorded in Season 41 1992

### Shutout Streaks

Without Being Shutout 49 April 25, 2015 - April 13, 2016  
 Most Consecutive 17 1993  
 Consecutive Scoreless Innings Pitched 124.2 1993

## HITTING

### Runs

Most in Game 22 vs. Detroit Mercy, 2020  
 Most Allowed in Game 17 vs. Michigan, 2014  
 Largest Winning Margin 20 vs. B-CU, 2013  
 Largest Losing Margin 14 vs. Michigan, 2014  
 Most in Season 459 2016  
 Most Allowed in a Season 256 2006

### Hits

Most in Season 628 1995  
 Most Allowed in Season 442 1998

### Doubles

Most in Season 115 2018  
 Most Allowed in Season 69 2006, 1998

### Triples

Most in Season 33 1994  
 Most Allowed in Season 23 1994

### Home Runs

Most in Season 105 2019  
 Most Allowed in Season 47 2006

### Runs Batted In

Most in Season 423 2019  
 Most Allowed in a Season 232 2006

### Batting Average

Highest in Season .330 2019  
 Highest Allowed in Season .246 2011

### Walks

Most in Season 318 2014  
 Most Allowed in Season 229 2005

### Stolen Bases

Most in Season 160 1996  
 Most Allowed in Season 63 2002, 2007

## FIELDING

### Putouts

Most in Season 1,604 2000

### Assists

Most in Season 804 2000

### Errors

Most in Season 108 2006  
 Most by Opponents in Season 155 1995

## Fielding Percentage

Highest in Season .977 2018

## PITCHING

### Pitching Appearances

Most in Season 78 2000

### Innings Pitched

Most in Season 534.2 2000

### No Hitters

Most in Season 8 1986

### Earned Run Average

Lowest in Season 0.37 1984 (18 ER-339.2 IP)  
 Highest in Season 2.71 2006 (192 ER-496.1 IP)

## INDIVIDUAL SEASON RECORDS

### BATTING

Most Games Played: 78, Kimmy Carter, 2000  
 Brandi Stuart, 2000  
 Serita Brooks, 2000  
 Natalie Bennett, 2000  
 252, Natasha Jacob, 2006  
 72, Shamalene Wilson, 1996  
 Hits: 99, Serita Brooks, 2000  
 29, Sydney Sherrill, 2018  
 11, Tiffany Daniels, 1987  
 11, Shamalene Wilson, 1995  
 24, Maddie O'Brien, 2014  
 83, Maddie O'Brien, 2014  
 73, Maddie O'Brien, 2015  
 55, LaShaun Davis, 2005  
 432, Danielle Cox, 1999  
 73, Danielle Cox (73-of-82), 1999  
 25, Shannon Mitchem, 1992

### At Bats:

### Runs:

### Hits:

### Doubles:

### Triples:

### Home Runs:

### RBI's:

### Walks:

### Strikeouts:

### Batting Average:

### Stolen Bases:

### Sacrifices:

## FIELDING

### Putouts:

### Assists:

### Errors:

### Fielding Pct.:

498, Becky Wallace, 2000  
 189, Cindy Lawton, 1995  
 34, Jesse McGregor, 1996  
 1,000, Julie Rice (320 chances), 1990  
 Morgan Klavemann (65 outfield chances), 2015

## PITCHING

### Appearances:

### Games Started:

### Innings Pitched:

### Wins:

### Losses:

### No Hitters:

### Runs (Most):

### Runs (Least):

### Earned Runs (Most):

### Earned Runs (Least):

### Hits (Most):

### Walks (Most):

### Walks (Least):

### Strikeouts:

### Hit Batsmen:

### Earned Run Average:

### Most Doubles Allowed:

### Most Triples Allowed:

### Most Home Runs Allowed:

### Most Consecutive Victories:

### Best Win Percentage:

### Combined Strikeouts by Starting Pitchers:

58, Leslie Malerich, 2000  
 42, Lacey Waldrop, 2014  
 Tiffany McDonald, 2006  
 Leslie Malerich, 2002  
 329.1, Tiffany McDonald, 2006  
 38, Lacey Waldrop, 2014  
 19, Tiffany McDonald, 2006  
 Sarah Hamilton, 2011  
 4, Christy Larsen, 1990  
 148, Tiffany McDonald, 2006  
 10, Julie Larsen, 1985  
 Shelley Berube, 1984  
 Rebecca Aase, 1994  
 107, Tiffany McDonald, 2006  
 1, Toni Gutierrez, (50.0 innings), 1990  
 250, Tiffany McDonald, (in 329.1 innings), 2006  
 126, Casey Hunter, 2005  
 10, Toni Gutierrez, 1990  
 387, Jessica van der Linden, 2004  
 28, Tiffany McDonald, 2006  
 0.14, Toni Gutierrez, (50.0 innings), 1990  
 40, Tiffany McDonald, 2006  
 11, Rebecca Aase, 1994  
 32, Tiffany McDonald, 2006  
 50, Rebecca Aase,  
 Feb. 15, 1991 - April 24, 1993  
 1,000, Rebecca Aase, (28-0), 1992  
 25  
 Jessica Burroughs (4) vs. Kelly Barnhill (21), May 3, 2017

# ALL-TIME TOP 10

## BATTING RECORDS

### GAMES

1. Kristy Hull	281	1995-98
2. Brandi Stuart	280	2000-03
3. Tami Post	277	1996-99
4. Veronica Wootson	273	2004-07
5. Kimmy Carter	272	1999-02
Jessica van der Linden	272	2001-04
7. Myssi Calkins	271	1994-97
8. Jesse McGregor	267	1996-99
9. Natasha Jacob	264	2003-06
10. Shamalene Wilson	262	1993-96

### BATTING AVERAGE

1. Jessie Warren	.391	2015-18
2. Shamalene Wilson	.366	1993-96
Danielle Cox	.366	1998-99
4. Morgan Klavemann	.361	2015-18
Jessica van der Linden	.361	2001-04
6. Cindy Lawton	.358	1994-95
7. Brandi Stuart	.357	2000-03
8. Tiffany Daniels	.356	1986-89
9. Carly Wynn	.355	2007-10
10. Staci Brandon	.351	2000-01
Serita Brooks	.351	2000-01

### RUNS

1. Jessie Warren	229	2015-18
2. Shamalene Wilson	223	1993-96
3. Cali Harrod	211	2016-19
4. Tiffani Brown	207	2010-14
5. Carsyn Gordon	199	2016-19
Veronica Wootson	199	2004-07
7. Morgan Klavemann	193	2015-18
8. Brandi Stuart	192	2000-03
9. Courtney Senas	180	2011-14
10. Susan Buttery	170	1990-93

### HITS

1. Shamalene Wilson	310	1993-96
2. Jessie Warren	288	2015-18
3. Brandi Stuart	287	2000-03
4. Tiffani Brown	285	2010-14
5. Veronica Wootson	282	2004-07
6. Jessica van der Linden	277	2001-04
7. Natasha Jacob	271	2003-06
8. Kristy Hull	265	1995-98
9. Myssi Calkins	253	1994-97
10. Carly Wynn	247	2007-10

### DOUBLES

1. <b>Sydney Sherrill</b>	<b>51</b>	<b>2018-Pr.</b>
Jessie Warren	51	2015-18
Alex Powers	51	2014-17
4. Jessica van der Linden	50	2001-04
5. Carly Wynn	45	2007-10
6. Cali Harrod	41	2016-19
Maddie O'Brien	41	2012-15
Veronica Wootson	41	2004-07
9. Victoria East	39	2013-16
Brandi Stuart	39	2000-03

## TRIPLES

1. Shamalene Wilson	30	1993-96
2. Tiffani Brown	22	2010-14
Veronica Wootson	22	2004-07
4. Tiffany Daniels	21	1986-89
5. Lisa Davidson	19	1991-94
6. Kimmy Carter	18	1999-02
7. Jessica van der Linden	17	2001-04
Brandi Stuart	17	2000-03
Leslie Barton	17	1990-93
10. Susan Buttery	16	1990-93

## HOME RUNS

1. Jessie Warren	83	2015-18
2. Maddie O'Brien	55	2012-15
3. Carsyn Gordon	38	2016-19
4. Courtney Senas	36	2011-14
5. Alex Powers	35	2014-17
6. Cali Harrod	34	2016-19
7. Veronica Wootson	29	2004-07
8. <b>Sydney Sherrill</b>	<b>28</b>	<b>2018-Pr.</b>
Briana Hamilton	28	2011-14
10. Yuruby Alicart	26	2006-07

## RBI

1. Jessie Warren	273	2015-18
2. Maddie O'Brien	216	2012-15
3. Carsyn Gordon	174	2016-19
4. Alex Powers	171	2014-17
5. Jessica van der Linden	161	2001-04
6. Courtney Senas	158	2011-14
7. Brandi Stuart	151	2000-03
8. Cali Harrod	139	2016-19
9. Veronica Wootson	137	2004-07
10. Kimmy Carter	136	1999-02

## STOLEN BASES

1. Myssi Calkins	185	1994-97
2. Brandi Stuart	162	2000-03
3. Shamalene Wilson	161	1993-96
4. Morgan Klavemann	126	2015-18
5. Cali Harrod	124	2016-19
6. Tiffani Brown	109	2010-14
7. Serita Brooks	97	2000-01
8. Danielle Cox	93	1998-99
9. Veronica Wootson	79	2004-07
10. Courtney Senas	69	2011-14
Natasha Jacob	69	2003-06

## WALKS

1. Maddie O'Brien	198	2012-15
2. Cali Harrod	155	2016-19
3. Carsyn Gordon	153	2016-19
4. Jessica van der Linden	144	2001-04
5. Alex Powers	133	2014-17
Brandi Stuart	133	2000-03
7. Morgan Klavemann	123	2015-18
8. Jessie Warren	121	2015-18
9. Lisa Davidson	114	1991-94
10. Ashley Stager	113	2008-11

## SLUGGING PERCENTAGE

1. Jessie Warren	.820	2015-18
2. Maddie O'Brien	.645	2012-15
3. Yuruby Alicart	.622	2006-07
4. Alex Powers	.612	2014-17
5. Tiffany Daniels	.592	1986-89
6. Carsyn Gordon	.558	2016-19
7. Courtney Senas	.547	2011-14
8. Carly Wynn	.543	2007-10
9. Brandi Stuart	.540	2000-03
10. Cali Harrod	.521	2016-19

## PITCHING RECORDS

### APPEARANCES

1. Leslie Malerich	179	1999-02
2. Meghan King	173	2016-19
3. Lacey Waldrop	170	2012-15
4. Tiffany McDonald	163	2005-08
5. Jessica Burroughs	152	2014-17
6. Sarah Hamilton	149	2008-11
7. Terese Gober	141	2007-10
8. Casey Hunter	137	2002-05
9. Jen White-Cody	135	1998-01
10. Kristy Fuentes	125	1994-97

### INNINGS PITCHED

1. Leslie Malerich	988.2	1999-02
2. Tiffany McDonald	898.1	2005-08
3. Lacey Waldrop	859.2	2012-15
4. Debbie DeJohn	798.0	1987-90
5. Meghan King	791.0	2016-19
6. Casey Hunter	759.1	2002-05
7. Julie Larsen	759.0	1985-88
8. Jen White-Cody	756.1	1998-01
9. Sarah Hamilton	704.2	2008-11
10. Kristy Fuentes	698.1	1994-97

### WINS

1. Lacey Waldrop	109	2012-15
2. Meghan King	108	2016-19
3. Leslie Malerich	107	1999-02
4. Jessica Burroughs	92	2014-17
5. Debbie DeJohn	90	1987-90
6. Casey Hunter	85	2002-05
Julie Larsen	85	1985-88
8. Tiffany McDonald	79	2005-08
9. Christy Larsen	77	1988-91
10. Jessica van der Linden	76	2001-04

### STRIKEOUTS

1. Sarah Hamilton	1,005	2008-11
2. Tiffany McDonald	939	2005-08
3. Lacey Waldrop	917	2012-15
4. Jessica van der Linden	899	2001-04
5. Casey Hunter	893	2002-05
6. Jessica Burroughs	845	2014-17
7. Julie Larsen	834	1985-88
8. Christy Larsen	758	1988-91
9. Leslie Malerich	751	1999-02
10. Terese Gober	692	2007-10

## EARNED RUN AVERAGE

### (MINIMUM 300 IP)

1. Shelley Berube	0.38	1984-85
2. Toni Gutierrez	0.47	1990-93
3. Tina Kyler	0.50	1984-85
4. Julie Larsen	0.68	1985-88
5. Debbie DeJohn	0.69	1987-90
6. Marla Looper	0.78	1993-94
7. Rebecca Aase	0.84	1991-94
8. Jessica van der Linden	0.96	2001-04
9. Christy Larsen	0.98	1988-91
10. Renee Espinoza	1.06	1995-96

## SHUTOUTS

1. Christy Larsen	52	1988-91
2. Toni Gutierrez	51	1990-93
3. Julie Larsen	50	1985-88
4. Leslie Malerich	45	1999-02
5. Rebecca Aase	43	1991-94
Debbie DeJohn	43	1987-90
7. Jessica van der Linden	39	2001-04
8. Casey Hunter	36	2002-05
9. Kristy Fuentes	35	1994-97
10. Tina Kyler	30	1984-85

## SAVES

1. Meghan King	11	2016-19
2. Jessica Burroughs	9	2014-17
Jessica Nori	9	2011-14
4. Sarah Hamilton	8	2008-11
Tiffany McDonald	8	2005-07
6. Lacey Waldrop	7	2012-15
Casey Hunter	7	2002-05
8. Leslie Malerich	6	1999-02
9. Bailey Schinella	5	2012-15
10. Jessica van der Linden	4	2001-04
Marla Looper	4	1993-94

## FIELDING RECORDS

### ASSISTS

1. Tami Post	591	1996-99
2. Jesse McGregor	523	1996-99
3. Jessie Warren	515	2015-18
4. Cali Harrod	451	2016-19
Shannan Mitchem	451	1989-92
6. Brandi Stuart	444	2000-03
7. Veronica Wootson	422	2004-07
8. Maddie O'Brien	405	2012-15
9. Penny Siqueiros	403	1989-92
10. Tiffani Brown	391	2010-14

### PUTOUTS

1. Lori Crouse	1260	1986-89
2. Wendy Braye	1209	1994-97
3. Brittany Osmon	1203	2005-08
4. Julie Rice	1169	1988-91
5. Corrie Williams	1149	1996-99
6. Alex Powers	1124	2014-17
7. Beth Wade	1117	2001-04
8. Heather Feltman	1013	1993-95
9. Carsyn Gordon	923	2016-19
10. Victoria East	901	2013-16

Returning Players in BOLD



# SINGLE SEASON TOP 10

## BATTING RECORDS

### AT BATS

1.	Natasha Jacob	252	2006
2.	Veronica Wootson	248	2004
3.	Serita Brooks	242	2000
4.	Susan Buttery	240	1991
5.	Brandi Stuart	233	2000
6.	Kristy Hull	232	1995
7.	Shamalene Wilson	229	1996
8.	Danielle Cox	227	1999
	Cindy Lawton	227	1995
10.	Whitney Buckmon	222	2006

### BATTING AVERAGE

1.	Danielle Cox	.432	1999
2.	Maddie O'Brien	.424	2014
3.	Jessie Warren	.413	2017
4.	Jessica van der Linden	.412	2003
5.	Morgan Klavevemann	.410	2017
6.	<b>Sydney Sherrill</b>	<b>.405</b>	<b>2019</b>
7.	Jessie Warren	.404	2018
8.	Shamalene Wilson	.402	1996
9.	Jessica van der Linden	.401	2004
	Serita Brooks	.401	2000

### RUNS

1.	Cali Harrod	73	2019
2.	Shamalene Wilson	72	1996
3.	Jessie Warren	71	2016
4.	Veronica Wootson	70	2004
5.	Morgan Klavevemann	69	2016
6.	Carsyn Gordon	66	2019
7.	Tiffani Brown	65	2014
	Courtney Senas	65	2014
9.	Brandi Stuart	63	2002
	Tiffany Daniels	63	1987

### HITS

1.	Serita Brooks	99	2000
2.	Danielle Cox	98	1999
3.	Natasha Jacob	94	2006
4.	Shamalene Wilson	91	1996
5.	Kristy Hull	87	1995
	Cindy Lawton	87	1995
7.	Susan Buttery	84	1991
8.	Veronica Wootson	83	2004
9.	Myssi Calkins	82	1997
10.	Sydney Sherrill	81	2018
	Brandi Stuart	81	2002
	Shamalene Wilson	81	1994

### DOUBLES

1.	Sydney Sherrill	29	2018
2.	Alex Powers	19	2017
	Yuruby Alicart	19	2006
4.	<b>Sydney Sherrill</b>	<b>18</b>	<b>2019</b>
	Carly Wynn	18	2010
6.	Maddie O'Brien	17	2014
	Yuruby Alicart	17	2007
8.	Alex Powers	16	2016
	Victoria East	16	2013
	Cindy Lawton	16	1995

### TRIPLES

1.	Tiffany Daniels	11	1987
	Shamalene Wilson	11	1995
3.	Veronica Wootson	9	2006
	Susan Buttery	9	1991
	Lisa Davidson	9	1993
	Shamalene Wilson	9	1994
7.	Carly Wynn	8	2010
	Serita Brooks	8	1996
9.	Veronica Wootson	7	2004
	Brandi Stuart	7	2002
	Shamalene Wilson	7	1996
	Lisa Donaldson	7	1991

### HOME RUNS

1.	Maddie O'Brien	24	2014
2.	Jessie Warren	23	2017
3.	Jessie Warren	21	2018
4.	Jessie Warren	20	2016
5.	Jessie Warren	19	2015
6.	<b>Sydney Sherrill</b>	<b>16</b>	<b>2019</b>
	Alex Powers	16	2016
8.	Carsyn Gordon	15	2019
	Cali Harrod	15	2019
	Courtney Senas	15	2014

### RBI

1.	Maddie O'Brien	83	2014
2.	Jessie Warren	78	2016
3.	Jessie Warren	70	2018
4.	Jessie Warren	68	2017
5.	Alex Powers	63	2016
6.	<b>Sydney Sherrill</b>	<b>60</b>	<b>2019</b>
7.	<b>Dani Morgan</b>	<b>58</b>	<b>2019</b>
	Sydney Sherrill	58	2018
9.	<b>Elizabeth Mason</b>	<b>57</b>	<b>2019</b>
	Jessie Warren	57	2015
	Courtney Senas	57	2014

### STOLEN BASES

1.	Danielle Cox	73	1999
2.	Shamalene Wilson	69	1996
3.	Myssi Calkins	61	1997
4.	Serita Brooks	55	2001
5.	Brandi Stuart	54	2002
	Myssi Calkins	54	1996
7.	Morgan Klavevemann	53	2016
8.	Myssi Calkins	44	1994
9.	Cali Harrod	43	2019
	Tiffani Brown	43	2012

### WALKS

1.	Maddie O'Brien	73	2015
2.	Cali Harrod	57	2019
3.	Alex Powers	56	2015
4.	Maddie O'Brien	56	2014
5.	Carsyn Gordon	54	2018
6.	Erika Leonard	52	2012
7.	Morgan Klavevemann	51	2016
	Brandi Stuart	49	2002
9.	Jessica van der Linden	46	2003
10.	Cali Harrod	44	2018

### SLUGGING PERCENTAGE

1.	Maddie O'Brien	.942	2014
2.	Jessie Warren	.922	2017
3.	Jessie Warren	.836	2018
4.	Jessie Warren	.765	2016
5.	<b>Sydney Sherrill</b>	<b>.762</b>	<b>2019</b>
6.	Jessie Warren	.761	2015
7.	Alex Powers	.721	2016
8.	<b>Dani Morgan</b>	<b>.694</b>	<b>2019</b>
9.	Sydney Sherrill	.676	2018
10.	Tiffany Daniels	.673	1987

### PITCHING RECORDS

#### APPEARANCES

1.	Leslie Malerich	58	2000
2.	Tiffany McDonald	57	2006
3.	Leslie Malerich	55	2002
4.	Lacey Waldrop	48	2014
	Kristy Fuentes	48	1997
6.	Meghan King	47	2016
	Lacey Waldrop	47	2013
	Casey Hunter	47	2005
9.	Sarah Hamilton	45	2011
	Sarah Hamilton	45	2010

#### INNINGS PITCHED

1.	Tiffany McDonald	329.1	2006
2.	Leslie Malerich	323.0	2000
3.	Leslie Malerich	315.1	2002
4.	Kristy Fuentes	310.0	1997
5.	Toni Gutierrez	285.1	1992
6.	Christy Larsen	275.0	1991
7.	Casey Hunter	268.1	2005
8.	Lacey Waldrop	266.1	2014
9.	Renee Espinoza	253.0	1996
10.	Jessica van der Linden	246.1	2004

#### WINS

1.	Lacey Waldrop	38	2014
2.	Leslie Malerich	35	2002
	Leslie Malerich	35	2000
	Toni Gutierrez	35	1992
5.	Casey Hunter	33	2004
6.	Kristy Fuentes	32	1997
7.	Meghan King	30	2019
	Kylee Hanson	30	2018
	Tiffany McDonald	30	2006
	Renee Espinoza	30	1996

#### STRIKEOUTS

1.	Jessica van der Linden	378	2004
2.	Casey Hunter	338	2005
3.	Sarah Hamilton	326	2010
4.	Tiffany McDonald	312	2006
5.	Sarah Hamilton	311	2009
6.	Christy Larsen	307	1991
7.	Sarah Hamilton	289	2011
8.	Toni Gutierrez	295	1992
9.	Lacey Waldrop	287	2014
10.	Casey Hunter	277	2004

### EARNED RUN AVERAGE

(MINIMUM 100 INNINGS PITCHED)

1.	Julie Larsen	0.29	1985
2.	Christy Larsen	0.35	1990
3.	Julie Larsen	0.37	1986
4.	Marla Looper	0.42	1993
5.	Toni Gutierrez	0.46	1993
	Tina Kyler	0.46	1985
7.	Toni Gutierrez	0.47	1992
8.	Rebecca Aase	0.51	1993
	Debbie DeJohn	0.51	1987
10.	Debbie DeJohn	0.53	1989
	Shelly Berube	0.53	1985

### SHUTOUTS

1.	Toni Gutierrez	23	1992
2.	Jessica van der Linden	20	2004
	Julie Larsen	20	1986
4.	Leslie Malerich	16	2000
	Julie Larsen	16	1987
6.	Rene Espinoza	15	1995
	Christy Larsen	15	1990
8.	Casey Hunter	14	2004
	Toni Gutierrez	14	1991
	Debbie DeJohn	14	1990
	Tina Kyler	14	1985

### SAVES

1.	Jessica Burroughs	4	2017
	Jessica Nori	4	2014
	Jessica Nori	4	2012
	Bailey Schinella	4	2012
	Tiffany McDonald	4	2006
	Leslie Malerich	4	2002
	Marla Looper	4	1994
8.	Meghan King	3	2019
	Meghan King	3	2018
	Meghan King	3	2017
	Jessica Burroughs	3	2015
	Sarah Hamilton	3	2010
	Tiffany McDonald	3	2007
	Casey Hunter	3	2005
	Niki Zenger	3	1995

### FIELDING RECORDS

#### ASSISTS

1.	Cindy Lawton	189	1995
2.	Natalie Bennett	173	2000
3.	Tami Post	171	1998
4.	Shannan Mitchem	165	1992
5.	Natalie Bennett	156	2001
6.	Jesse McGregor	153	1998
7.	Jessie Warren	150	2016
8.	Veronica Wootson	149	2007
9.	Jessie Warren	147	2017
	Shannan Mitchem	147	1991

#### PUTOUTS

1.	Kaleigh Rafter	540	2009
2.	Becky Wallace	498	2000
3.	Jen Lapicki	489	2010
4.	Heather Feltmann	480	1994
5.	Heather Feltmann	463	1995
6.	Leslie Adams	443	1992
7.	Carsyn Gordon	431	2018
8.	Alex Powers	421	2016
9.	Victoria East	418	2013
10.	Robyn Gauger	409	2001

Returning Players in BOLD



YEARLY LEADERS

Table with 2 columns: Year and Player Name with corresponding statistics. Includes names like Corrie Williams, Kimmy Carter, Serita Brooks, etc.

SACRIFICE HITS

Table with 2 columns: Year and Player Name with corresponding statistics. Includes names like Tina Kyler, Karyn Palgut, Lynn Steele, etc.

YEARLY PITCHING LEADERS (SINCE 1984)

Table with 2 columns: Year and Player Name with corresponding statistics. Includes names like Tina Kyler, Julie Larsen, Debbie DeJohn, etc.

Table with 2 columns: Year and Player Name with corresponding statistics. Includes names like Sarah Hamilton, Monica Perry, Lacey Waldrop, etc.

INNINGS PITCHED

Table with 2 columns: Year and Player Name with corresponding statistics. Includes names like Tina Kyler, Julie Larsen, Julie Larsen, etc.

WINS

Table with 2 columns: Year and Player Name with corresponding statistics. Includes names like Shelley Berube, Julie Larsen, Julie Larsen, etc.

STRIKEOUTS

Table with 2 columns: Year and Player Name with corresponding statistics. Includes names like Tina Kyler, Tina Kyler, Julie Larsen, etc.

Table with 2 columns: Year and Player Name with corresponding statistics. Includes names like Christy Larsen, Christy Larsen, Toni Gutierrez, etc.

EARNED RUN AVERAGE

Table with 2 columns: Year and Player Name with corresponding statistics. Includes names like Shelley Berube, Julie Larsen, Julie Larsen, etc.

WALKS ALLOWED

Table with 2 columns: Year and Player Name with corresponding statistics. Includes names like Shelley Berube, Julie Larsen, Roxanne Hantelmann, etc.

Table with 2 columns: Year and Player Name with corresponding statistics. Includes names like Terese Gober, Jessica Nori, Lacey Waldrop, etc.

HITS ALLOWED

Table with 2 columns: Year and Player Name with corresponding statistics. Includes names like Shelley Berube, Tina Kyler, Roxanne Hantelmann, etc.

RUNS ALLOWED

Table with 2 columns: Year and Player Name with corresponding statistics. Includes names like Shelley Berube, Julie Larsen, Roxanne Hantelmann, etc.





# YEARLY TEAM STATISTICS

## BATTING

Year	G	AVG	AB	R	H	2B	3B	HR	RBI	BB	SO	SB	E
1984	48	.244	1151	249	281	30	15	21	149	150	142	46	42
1985	64	.243	1617	277	393	20	21	14	197	171	181	61	51
1986	49	.246	1242	188	305	17	12	15	134	127	146	55	62
1987	64	.268	1668	307	447	34	28	19	235	169	147	49	97
1988	58	.250	1509	211	381	20	26	16	169	102	126	36	72
1989	53	.247	1377	176	340	30	16	17	138	106	91	41	48
1990	63	.238	1595	182	482	27	18	13	140	123	159	38	56
1991	74	.261	1959	272	511	41	26	8	191	136	186	52	59
1992	72	.315	1842	364	580	53	32	23	288	167	170	102	59
1993	61	.309	1656	319	512	43	32	20	250	153	206	97	45
1994	69	.274	1798	278	492	58	<b>33</b>	20	222	126	255	109	72
1995	73	.316	1985	355	<b>628</b>	67	29	10	275	142	163	97	82
1996	72	.280	1866	299	522	47	21	5	240	143	177	<b>160</b>	89
1997	64	.290	1708	265	495	53	16	6	209	161	154	102	69
1998	72	.280	1853	283	519	61	16	4	213	192	217	111	66
1999	65	.276	1751	250	484	71	19	7	198	146	247	147	76
2000	<b>78</b>	.269	<b>2014</b>	301	542	66	32	17	253	162	357	117	86
2001	70	.297	1804	321	235	93	23	21	280	168	302	102	74
2002	75	.266	1928	312	512	58	23	33	254	237	368	89	94
2003	79	.297	1506	292	447	63	14	22	236	237	226	99	52
2004	74	.288	1877	369	541	69	27	44	313	252	372	64	78
2005	63	.247	1585	208	392	66	17	27	171	162	372	51	90
2006	74	.294	1944	314	571	79	29	34	263	156	<b>391</b>	79	<b>108</b>
2007	69	.288	1783	337	514	91	18	49	296	203	339	86	82
2008	66	.262	1676	261	439	64	10	26	235	158	357	68	80
2009	60	.262	1583	252	415	55	8	31	210	164	300	82	51
2010	62	.297	1678	302	499	76	23	29	276	212	226	81	57
2011	60	.289	1619	286	468	63	14	40	238	137	268	88	69
2012	63	.264	1596	282	422	61	19	32	230	230	270	85	63
2013	63	.292	1618	346	473	75	21	60	316	227	290	67	60
2014	64	.304	1640	400	498	90	13	65	363	<b>318</b>	242	64	57
2015	63	.289	1593	337	461	70	18	51	300	300	258	52	67
2016	65	.323	1640	<b>459</b>	530	87	11	63	407	279	224	155	63
2017	64	.329	1646	424	541	94	24	71	377	262	260	108	56
2018	70	.289	1798	410	519	<b>115</b>	21	76	373	285	332	152	44
2019	65	<b>.330</b>	1673	454	552	103	18	<b>105</b>	<b>423</b>	256	245	115	46
2020	24	.288	624	164	180	34	8	29	152	93	135	41	16



10 WCWS APPEARANCES • 17 ACC CHAMPIONSHIPS • 32 NCAA APPEARANCES

# YEARLY TEAM STATISTICS

## PITCHING

Year	W-L-T	SV	ERA	IP	H	R	ER	BB	SO	2B	3B	HR	AVG
1984	41-5-2	0	0.37	341.0	95	30	18	57	441	6	2	4	.091
1985	50-12-2	0	0.45	455.0	172	57	29	124	517	13	7	5	.125
1986	42-7	1	0.46	350.0	136	43	23	66	326	7	5	1	.127
1987	50-14	1	1.47	443.0	228	82	37	119	320	24	4	3	.150
1988	44-14	1	1.26	410.0	257	104	69	122	318	18	16	3	.177
1989	39-14	0	0.91	383.0	219	71	44	89	309	8	7	6	.168
1990	47-16	0	1.59	454.0	208	60	32	76	393	14	9	6	.136
1991	62-12	5	1.86	514.0	271	91	58	127	558	26	10	2	.162
1992	63-9	0	1.70	490.0	235	64	42	134	448	10	8	1	.141
1993	52-9	1	0.46	426.2	234	50	28	97	333	12	7	4	.159
1994	50-19	4	1.23	472.2	314	121	83	137	354	36	29	14	.187
1995	58-15	4	1.53	495.0	327	138	108	172	382	42	8	15	.199
1996	51-21	1	1.47	495.0	370	148	104	143	373	36	4	13	.204
1997	45-19	1	1.64	449.0	353	140	105	146	164	55	8	23	.203
1998	51-21	0	2.16	496.0	399	165	119	120	246	69	3	17	.214
1999	40-25-1	0	1.59	474.1	361	142	103	120	332	51	3	13	.212
2000	51-27	3	1.69	534.2	442	182	129	130	361	71	5	13	.216
2001	58-12	2	0.71	474.1	252	75	48	120	365	32	3	11	.156
2002	55-20	7	1.43	527.2	422	165	108	210	475	58	6	19	.206
2003	46-33	3	0.67	392.2	207	71	48	117	486	29	0	8	.155
2004	62-12	2	0.62	498.1	229	76	44	106	672	27	3	6	.131
2005	35-28	3	1.81	432.1	349	166	166	229	493	63	5	12	.218
2006	44-30	5	2.71	496.1	433	256	192	202	415	69	5	47	.230
2007	44-25	4	1.97	468.0	346	176	132	165	431	55	13	22	.204
2008	38-28	2	2.32	437.2	358	196	145	167	494	43	8	23	.218
2009	44-16	2	1.16	421.1	267	93	70	93	550	42	2	17	.243
2010	44-18	3	1.92	419.0	289	144	115	134	544	41	5	33	.189
2011	32-28	3	2.66	399.1	380	209	152	174	370	60	5	33	.246
2012	47-16	10	1.53	425.2	299	127	93	98	380	58	7	8	.192
2013	44-19	5	1.82	408.0	297	146	106	108	461	55	4	20	.194
2014	55-9	6	1.53	421.2	315	131	92	134	434	40	1	17	.200
2015	49-14	6	1.83	420.1	257	145	110	173	465	37	4	25	.170
2016	55-10	3	2.23	423.0	350	166	135	112	371	53	10	32	.218
2017	55-8-1	8	1.47	418.1	304	118	88	93	417	43	2	15	.198
2018	58-12	5	1.50	463.0	299	123	99	127	475	56	4	23	.182
2019	55-10	5	1.87	412.1	323	135	110	101	378	53	11	26	.210
2020	17-7	2	2.34	155.2	125	64	52	39	124	34	3	11	2.18



1981, 1982 AIAW NATIONAL CHAMPIONS • 2018 NCAA NATIONAL CHAMPIONS • 51 ALL-AMERICANS

# ALL-TIME POSTSEASON RESULTS

**1986 SOUTH REGIONAL**

Ruston, Louisiana  
**OPPONENT** FSU OPP W-L  
 Louisiana Tech 0 4 L  
 Louisiana Tech 0 1 L

**1987 SOUTH REGIONAL**

Tallahassee, Florida  
**OPPONENT** FSU OPP W-L  
 Adelphi 1 0 W  
 Adelphi 3 1 W

**1987 WOMEN'S COLLEGE WORLD SERIES**

**OPPONENT** FSU OPP W-L  
 Cal-State Fullerton 0 4 L  
 Central Michigan 0 1 L

**1988 SOUTH REGIONAL**

Ruston, Louisiana  
**OPPONENT** FSU OPP W-L  
 Texas A&M 0 1 L  
 Louisiana Tech 1 6 L

**1989 SOUTH REGIONAL**

Tallahassee, Florida  
**OPPONENT** FSU OPP W-L  
 South Carolina 1 2 L  
 Louisiana Tech 1 3 L

**1990 SOUTH REGIONAL**

Lafayette, Louisiana  
**OPPONENT** FSU OPP W-L  
 Texas A&M 5 0 W  
 SW Louisiana 4 3 W  
 SW Louisiana 2 1 W

**1990 WOMEN'S COLLEGE WORLD SERIES**

**OPPONENT** FSU OPP W-L  
 Fresno State 1 0 W  
 Oklahoma State 1 4 L  
 UNLV 4 1 W  
 UCLA 1 3 L

**1991 SOUTH REGIONAL**

Lafayette, Louisiana  
**OPPONENT** FSU OPP W-L  
 SW Louisiana 1 0 W  
 Oklahoma State 2 0 W  
 Oklahoma State 4 3 W

**1991 WOMEN'S COLLEGE WORLD SERIES**

**OPPONENT** FSU OPP W-L  
 UCLA 0 1 L  
 UNLV 1 0 W  
 Fresno State 0 3 L

**1992 SOUTH REGIONAL**

Lafayette, Louisiana  
**OPPONENT** FSU OPP W-L  
 SW Louisiana 1 0 W  
 UNLV 4 0 W  
 SW Louisiana 1 0 W

**1992 WOMEN'S COLLEGE WORLD SERIES**

**OPPONENT** FSU OPP W-L  
 California 0 3 L  
 UMass 2 4 L

**1993 SOUTH REGIONAL**

Tallahassee, Florida  
**OPPONENT** FSU OPP W-L  
 Kansas 0 1 L  
 Iowa 5 3 W  
 Kansas 5 0 W  
 Kansas 2 1 W

**1993 WOMEN'S COLLEGE WORLD SERIES**

**OPPONENT** FSU OPP W-L  
 Oklahoma State 2 5 L  
 Connecticut 1 2 L  
 National Finish - 7th

**1994 SOUTH REGIONAL**

Stillwater, Oklahoma  
**OPPONENT** FSU OPP W-L  
 Oklahoma 1 3 L  
 Providence 1 2 L  
 National Finish - 9th

**1995 WEST REGIONAL**

Tucson, Arizona  
**OPPONENT** FSU OPP W-L  
 Nebraska 1 6 L  
 Ohio 2 0 W  
 Nebraska 6 2 W  
 Arizona 0 15 L  
 National Finish - No. 11

**1996 SOUTH REGIONAL**

Tallahassee, Florida  
**OPPONENT** FSU OPP W-L  
 South Florida 3 1 W  
 Arizona 6 9 L  
 South Florida 6 0 W  
 Arizona 3 10 L  
 National Finish - No. 13

**1998 MIDWEST REGIONAL**

Stillwater, Oklahoma  
**OPPONENT** FSU OPP W-L  
 Oklahoma State 0 4 L  
 Stanford 0 1 L  
 National Finish - No. 17

**2000 WEST REGIONAL**

Los Angeles, California  
**OPPONENT** FSU OPP W-L  
 Long Beach State 2 0 W  
 Iowa 4 1 W  
 UCLA 1 6 L  
 Iowa 4 2 W  
 UCLA 1 7 L  
 National Finish - No. 17

**2001 TALLAHASSEE REGIONAL**

Tallahassee, Florida  
**OPPONENT** FSU OPP W-L  
 Bethune-Cookman 6 2 W  
 Florida 6 2 W  
 California 0 1 L  
 Florida Atlantic 2 0 W  
 California 2 1 W  
 California 2 3 L  
 National Finish - No. 15

**2002 TALLAHASSEE REGIONAL**

Tallahassee, Florida  
**OPPONENT** FSU OPP W-L  
 Auburn 2 1 W  
 Georgia Tech 0 7 L  
 Chattanooga 1 0 W  
 Georgia Tech 3 2 W  
 Georgia Tech 6 1 W

**2002 WOMEN'S COLLEGE WORLD SERIES**

**OPPONENT** FSU OPP W-L  
 UCLA 2 1 W  
 California 0 1 L  
 Nebraska 4 3 W  
 Arizona 2 6 L  
 National Finish - No. 4

**2003 GAINESVILLE REGIONAL**

Gainesville, Florida  
**OPPONENT** FSU OPP W-L  
 Texas-Arlington 0 1 L  
 Oregon State 1 2 L  
 National Finish - No. 19

**2004 TALLAHASSEE REGIONAL**

Tallahassee, Florida  
**OPPONENT** FSU OPP W-L  
 Long Island 4 0 W  
 Cal State Northridge 1 0 W  
 Oregon 5 4 W  
 Oregon 0 1 L  
 Oregon 2 0 W

**2004 WOMEN'S COLLEGE WORLD SERIES**

**OPPONENT** FSU OPP W-L  
 California 2 4 L  
 Washington 2 0 W  
 LSU 1 2 L  
 National Finish - No. 5

**2005 AUBURN REGIONAL**

Auburn, Alabama  
**OPPONENT** FSU OPP W-L  
 Auburn 5 0 W  
 Baylor 5 9 L  
 Auburn 2 0 W  
 Baylor 3 5 L

**2006 ATHENS REGIONAL**

Athens, Georgia  
**OPPONENT** FSU OPP W-L  
 Coastal Carolina 7 2 W  
 Georgia 3 2 W  
 Georgia 1 3 L  
 Georgia 2 0 W

**2006 NCAA SUPER REGIONAL**

Tempe, Arizona  
**OPPONENT** FSU OPP W-L  
 Arizona State 1 6 L  
 Arizona State 1 5 L  
 National Finish - No. 25

**2007 TUSCALOOSA REGIONAL**

Tuscaloosa, Alabama  
**OPPONENT** FSU OPP W-L  
 California 6 13 L  
 Alabama 3 6 L

**2008 TUSCALOOSA REGIONAL**

Tuscaloosa, Alabama  
**OPPONENT** FSU OPP W-L  
 Jacksonville State 3 4 L  
 Chattanooga 5 3 W  
 Jacksonville State 1 10 L

**2009 TALLAHASSEE REGIONAL**

Tallahassee, Florida  
**OPPONENT** FSU OPP W-L  
 Oklahoma State 0 1 L  
 Mississippi State 5 0 W  
 Oklahoma State 0 1 L  
 National Finish - No. 22

**2010 ATHENS REGIONAL**

Athens, Georgia  
**OPPONENT** FSU OPP W-L  
 Radford 10 1 W  
 Georgia 2 5 L  
 Radford 2 3 L

**2011 ATHENS REGIONAL**

Athens, Georgia  
**OPPONENT** FSU OPP W-L  
 UAB 0 2 L  
 Georgia State 6 1 W  
 UAB 13 1 W  
 Georgia 2 10 L

**2012 LOS ANGELES REGIONAL**

Los Angeles, California  
**OPPONENT** FSU OPP W-L  
 San Diego State 0 1 L  
 UCLA 2 1 W  
 San Diego State 0 1 L

**2013 MOBILE REGIONAL**

Mobile, Alabama  
**OPPONENT** FSU OPP W-L  
 Mississippi State 5 2 W  
 South Alabama 2 1 W  
 South Alabama 0 3 L  
 South Alabama 7 6 W

**2013 NCAA SUPER REGIONAL**

Austin, Texas  
**OPPONENT** FSU OPP W-L  
 Texas 2 3 L  
 Texas 0 4 L  
 National Finish - No. 15

**2014 TALLAHASSEE REGIONAL**

Tallahassee, Florida  
**OPPONENT** FSU OPP W-L  
 Fordham 6 1 W  
 USF 2 0 W  
 USF 2 1 W

**2014 NCAA SUPER REGIONAL**

Tallahassee, Florida  
**OPPONENT** FSU OPP W-L  
 Michigan 3 17 L  
 Michigan 6 0 W  
 Michigan 4 2 W

**2014 WOMEN'S COLLEGE WORLD SERIES**

Oklahoma City, Oklahoma  
**OPPONENT** FSU OPP W-L  
 Oregon 0 3 L  
 Baylor 2 7 L  
 National Finish - No. 7

**2015 TALLAHASSEE REGIONAL**

Tallahassee, Florida  
**OPPONENT** FSU OPP W-L  
 Dartmouth 5 1 W  
 UCF 2 1 W  
 UCF 5 0 W

**2015 KNOXVILLE SUPER REGIONAL**

Knoxville, Tennessee  
**OPPONENT** FSU OPP W-L  
 Tennessee 2 3 L  
 Tennessee 6 1 W  
 Tennessee 1 2 L  
 National Finish - No. 10

**2016 TALLAHASSEE REGIONAL**

Tallahassee, Florida  
**OPPONENT** FSU OPP W-L  
 Florida A&M 1 0 W  
 South Carolina 4 0 W  
 South Carolina 2 1 W

**2016 TALLAHASSEE SUPER REGIONAL**

Tallahassee, Florida  
**OPPONENT** FSU OPP W-L  
 Utah 6 2 W  
 Utah 3 0 W

**2016 WOMEN'S COLLEGE WORLD SERIES**

Oklahoma City, Oklahoma  
**OPPONENT** FSU OPP W-L  
 Georgia 4 5 L  
 UCLA 8 4 W  
 Michigan 1 0 W  
 Auburn 7 8 L  
 National finish - No. 3

**2017 TALLAHASSEE REGIONAL**

Tallahassee, Florida  
**OPPONENT** FSU OPP W-L  
 Princeton 3 0 W  
 Georgia 7 1 W  
 Georgia 8 5 W

**2017 TALLAHASSEE SUPER REGIONAL**

Tallahassee, Florida  
**OPPONENT** FSU OPP W-L  
 LSU 3 1 W  
 LSU 0 1 L  
 LSU 4 6 L  
 National Finish - No. 10

**2018 TALLAHASSEE REGIONAL**

Tallahassee, Florida  
**OPPONENT** FSU OPP W-L  
 Jacksonville State 8 0 W  
 Auburn 2 1 W  
 Jacksonville State 10 0 W

**2018 TALLAHASSEE SUPER REGIONAL**

Tallahassee, Florida  
**OPPONENT** FSU OPP W-L  
 LSU 5 6 L  
 LSU 8 5 W  
 LSU 3 1 W

**2018 WOMEN'S COLLEGE WORLD SERIES**

Oklahoma City, Oklahoma  
**OPPONENT** FSU OPP W-L  
 UCLA 4 7 L  
 Georgia 7 2 W  
 Oregon 4 1 W  
 UCLA 3 1 W  
 UCLA 12 6 W  
 Washington 1 0 W  
 Washington 8 3 W

**2019 TALLAHASSEE REGIONAL**

Tallahassee, Florida  
**OPPONENT** FSU OPP W-L  
 Bethune-Cookman 8 0 W  
 USF 12 1 W  
 South Carolina 7 6 W

**2019 TALLAHASSEE SUPER REGIONAL**

Tallahassee, Florida  
**OPPONENT** FSU OPP W-L  
 Oklahoma State 1 3 L  
 Oklahoma State 4 1 W  
 Oklahoma State 2 3 L  
 National Finish - No. 9

**2020 Season Canceled in March due to COVID-19 Pandemic**

**FSU OVERALL IN NCAA TOURNAMENT**

Overall: 88-70 (32 appearances)  
 NCAA Regional: 65-39  
 NCAA Super Regional: 9-12  
 Women's College World Series: 14-19





10 WCWS APPEARANCES • 17 ACC CHAMPIONSHIPS • 32 NCAA APPEARANCES

# YEAR-BY-YEAR RESULTS

## 1978 • (46-9)

Date	Opponent	Result	Score
Mar. 10	Lake City CC	W	10-8
Mar. 10	Florida AGM	W	15-3
Mar. 11	Central CC	W	15-0
Mar. 11	Florida AGM	W	11-1
Mar. 15	at Central CC	W	17-1
Mar. 15	at Central CC	W	17-3
Mar. 16	vs. Florida	W	6-2
Mar. 16	vs. Miami	W	18-1
Mar. 17	vs. FIU	W	5-2
Mar. 17	vs. West Palm JC	W	8-3
Mar. 18	vs. Florida	W	5-2
Mar. 20	Florida Tech	L	3-8
Mar. 20	Florida Tech	W	10-5
Mar. 20	Florida	W	4-0
Mar. 22	USF	L	4-5
Mar. 29	at Jacksonville	W	20-0
Mar. 29	at Jacksonville	W	6-0
Mar. 31	vs. Florida	W	10-1
Mar. 31	vs. Florida Tech	W	5-1
Apr. 1	vs. Flagler College	L	0-5
Apr. 1	vs. Florida Tech	L	0-4
Apr. 3	Florida	W	1-0
Apr. 3	Florida	W	4-0
Apr. 4	at Lake City CC	W	11-6
Apr. 4	at Lake City CC	W	10-2
Apr. 7	vs. USF	W	10-4
Apr. 7	vs. Lake City CC	W	1-0
Apr. 8	at Flagler College	W	12-11
Apr. 8	vs. Florida	W	8-2
Apr. 11	Jacksonville	W	4-2
Apr. 11	Jacksonville	W	2-1
Apr. 14	vs. USF	L	2-3
Apr. 14	vs. Stetson	W	9-1
Apr. 15	vs. FIU	W	4-3
Apr. 15	at Florida	W	8-1
Apr. 16	vs. Florida Tech	L	1-7
Apr. 17	at Florida	W	4-1
Apr. 17	at Florida	W	6-4
Apr. 20	vs. Stetson	W	11-0
Apr. 20	vs. USF	W	3-2
Apr. 21	vs. Florida Tech	W	10-9
Apr. 21	vs. Florida Tech	W	7-4
Apr. 24	Auburn	W	4-2
Apr. 24	Auburn	W	6-1
May 4	Armstrong St	W	4-0
May 4	Southern Miss	W	9-1
May 4	Delta State	L	4-5
May 4	FIU	W	3-0
May 5	Delta State	W	5-2
May 5	USF	L	3-6
May 5	Armstrong St	W	10-3
May 5	Delta State	W	8-3
May 6	USF	W	5-1
May 6	Florida	W	1-0
May 6	Florida	L	2-4

## 1979 • (26-15)

Date	Opponent	Result	Score
Feb. 27	Chipola CC	W	3-1
Feb. 27	Florida AGM	W	11-1
Mar. 8	at Chipola CC	L	1-5
Mar. 8	at Chipola CC	L	6-7
Mar. 21	at Brevard CC	W	4-3
Mar. 21	at Brevard CC	W	14-0
Mar. 23	vs. Broward No CC	W	15-2
Mar. 23	vs. Dade South CC	L	1-2
Mar. 24	vs. Miami	W	3-1
Mar. 24	at Dade North CC	L	3-4
Mar. 27	at Jacksonville	W	10-0
Mar. 27	vs. Florida	L	0-2
Mar. 30	vs. Florida AGM	W	7-2
Mar. 30	at USF	W	6-2
Mar. 31	vs. Florida	L	1-4
Mar. 31	at USF	L	0-1
Apr. 2	Lake City CC	W	3-1
Apr. 2	Lake City CC	W	4-3
Apr. 6	vs. Florida AGM	W	5-0
Apr. 6	at Flagler College	L	8-10
Apr. 6	vs. UCF	W	8-1
Apr. 6	vs. Jacksonville	W	4-3
Apr. 6	vs. Lake City CC	L	1-4
Apr. 12	at Lake City CC	W	5-3
Apr. 12	at Lake City CC	L	0-2
Apr. 13	vs. Dade North CC	W	15-0
Apr. 14	at Florida	L	0-5
Apr. 14	vs. Lake City CC	L	0-7
Apr. 16	at Jacksonville	W	2-1
Apr. 16	at Jacksonville	W	10-3
Apr. 17	at Florida	W	2-0
Apr. 17	at Florida	L	1-2
Apr. 19	vs. Flagler College	W	14-2
Apr. 20	vs. Florida	W	3-2
Apr. 20	vs. USF	W	6-5
Apr. 21	vs. Florida	W	7-3
May 3	Southern Miss	W	2-1
May 4	Delta State	W	13-8
May 4	Florida	L	3-9
May 5	Delta State	W	6-1
May 5	Florida	L	1-9

## 1980 • (37-10)

Date	Opponent	Result	Score
Feb. 28	at N. Florida JC	L	1-2
Feb. 28	at N. Florida JC	W	5-4
Mar. 4	vs. UCF	W	5-1
Mar. 4	at Florida	L	0-2
Mar. 6	Brevard CC	W	11-0
Mar. 6	Brevard CC	W	4-1
Mar. 14	vs. Florida AGM	W	10-2
Mar. 14	vs. Florida JC	W	5-1
Mar. 16	vs. Flagler College	W	11-0
Mar. 16	vs. Lake City CC	W	6-5
Mar. 16	at Florida	W	5-4
Mar. 16	vs. Lake City CC	L	2-3
Mar. 21	at USF	W	1-0
Mar. 21	at USF	W	5-1
Mar. 22	at USF	W	7-3
Mar. 22	at UCF	L	8-9
Mar. 23	vs. FI. Southern	W	9-3
Mar. 23	vs. Florida	L	3-5
Mar. 25	Florida	W	5-4
Mar. 25	Florida AGM	W	10-5
Mar. 28	vs. Stetson	W	14-2
Mar. 28	vs. FIU	W	11-1
Mar. 28	vs. Florida	W	4-2
Apr. 1	at Flagler College	W	5-2
Apr. 1	at Flagler College	W	17-4
Apr. 8	Chipola CC	W	10-0
Apr. 8	Lake City CC	L	1-3
Apr. 11	vs. Appalachian St	W	23-1
Apr. 11	vs. N. Kentucky	W	15-4
Apr. 12	vs. Florida	L	1-7
Apr. 12	at NC State	W	7-4
Apr. 12	vs. Florida	L	0-5
Apr. 14	at Chipola CC	W	11-3
Apr. 14	at Chipola CC	W	11-3
Apr. 17	vs. Miami	W	22-4
Apr. 18	at USF	W	11-1
Apr. 18	vs. UCF	W	3-2
Apr. 19	vs. Florida	W	3-2
Apr. 22	N. Florida JC	W	4-2
Apr. 22	N. Florida JC	W	2-1
Apr. 28	vs. Auburn	W	4-3
Apr. 28	vs. Auburn	W	10-7
May 1	vs. W. GA College	W	3-0
May 1	vs. Auburn	W	20-11
May 2	vs. Florida	L	0-1
May 2	vs. Auburn	W	10-3
May 3	vs. Florida	L	0-4

## 1981 • (54-7)

### AIAW National Champs

Date	Opponent	Result	Score
Mar. 4	at Chipola CC	W	12-0
Mar. 4	at Chipola CC	W	12-0
Mar. 6	vs. Auburn	W	5-1
Mar. 6	vs. East Carolina	W	9-2
Mar. 6	vs. Florida AGM	W	11-0
Mar. 7	at Florida	W	3-0
Mar. 7	at Florida	L	3-4
Mar. 7	at Florida	W	5-2
Mar. 11	Lake City CC	W	4-3
Mar. 13	at Miami Dade N. JC	W	5-0
Mar. 13	vs. Miami	W	9-0
Mar. 13	vs. Florida	W	5-0
Mar. 13	vs. Broward Cen. CC	L	2-3
Mar. 14	vs. Palm Beach JC	W	4-0
Mar. 14	vs. USF	W	2-0
Mar. 23	vs. FIU	W	7-0
Mar. 24	at Flagler College	W	16-0
Mar. 24	at Flagler College	W	13-0
Mar. 25	at Edward Waters	W	21-2
Mar. 25	at Edward Waters	W	10-0
Mar. 26	at USF	W	7-5
Mar. 27	vs. Stetson	W	9-0
Mar. 27	vs. FIU	W	9-2
Mar. 27	vs. Florida	L	1-5
Mar. 28	at USF	W	5-1
Mar. 28	vs. Florida	L	2-5
Mar. 31	at Florida	L	2-9
Mar. 31	vs. Jacksonville	W	5-0
Apr. 3	vs. Georgia State	W	14-2
Apr. 3	vs. Georgia SW	W	9-1
Apr. 3	vs. Valdosta State	W	16-5
Apr. 4	vs. Georgia Southern	W	4-3
Apr. 4	vs. Georgia State	W	17-2
Apr. 4	at Georgia Tech	W	12-2
Apr. 4	vs. Armstrong State	W	17-4
Apr. 6	at Lake City CC	W	16-2
Apr. 7	Flagler College	W	11-2
Apr. 7	Flagler College	W	5-0
Apr. 8	Edward Waters	W	15-0
Apr. 8	Edward Waters	W	8-0
Apr. 10	vs. Western Carolina	W	1-0
Apr. 10	at NC State	W	3-2
Apr. 10	vs. East Carolina	W	12-0
Apr. 11	vs. East Carolina	L	4-9
Apr. 11	vs. East Carolina	L	2-5
Apr. 16	Florida AGM	W	7-1
Apr. 16	Florida	W	5-1
Apr. 20	Chipola CC	W	14-1
Apr. 20	Chipola CC	W	15-1
Apr. 23	vs. Eckerd College	W	14-3
Apr. 24	at USF	W	5-1
Apr. 24	vs. Florida	W	4-3
Apr. 25	at USF	W	5-0
May 1	vs. Livingston St.	W	15-2
May 2	vs. Georgia Southern	W	16-0
May 2	vs. USF	W	9-5
May 2	vs. USF	W	8-4
May 14	vs. Western Carolina	W	13-9
May 15	at NC State	W	4-3
May 15	vs. East Carolina	W	12-3
May 16	vs. North Carolina	W	4-1



# YEAR-BY-YEAR RESULTS

## 1982 • (56-10)

### AIAW National Champs

Date	Opponent	Result	Score
Mar. 2	Florida A&M	W	13-4
Mar. 5	Florida A&M	W	9-0
Mar. 6	vs. Brevard CC	W	6-0
Mar. 6	vs. USF	W	3-0
Mar. 6	at Florida	W	3-0
Mar. 9	at Florida	W	6-5
Mar. 9	at Chipola CC	W 15-0	
9	at Chipola CC	W	15-0
Mar. 9	at Chipola JC	W	8-2
Mar. 11	USF	W	3-0
Mar. 12	Pensacola CC	W	9-3
Mar. 12	Mississippi	W	8-1
Mar. 12	Valencia CC	W	15-0
Mar. 13	Florida	L	2-4
Mar. 13	Lake City CC	L	5-7
Mar. 13	East Carolina	L	2-8
Mar. 16	at Florida A&M	W	12-11
Mar. 16	at Florida A&M	W	12-4
Mar. 18	Georgia State	W	15-0
Mar. 18	Georgia State	W	17-0
Mar. 19	vs. Wilmington Coll.	W	10-2
Mar. 19	vs. Jacksonville	W	11-8
Mar. 19	vs. Fort Valley St.	W	30-5
Mar. 20	vs. Pensacola CC	W	9-0
Mar. 20	vs. Jacksonville	W	11-3
Mar. 20	vs. Lake City CC	W	11-10
Mar. 25	at USF	L	0-6
Mar. 26	vs. FIU	W	8-7
Mar. 26	vs. Palm Beach CC	W	5-4
Mar. 26	vs. Florida	L	11-12
Mar. 27	at USF	W	16-9
Mar. 27	vs. Florida	W	8-1
Mar. 27	vs. Florida	W	6-1
Mar. 30	vs. Jacksonville	W	9-2
Mar. 30	at Florida	L	0-14
Apr. 3	vs. Georgia Southern	W	39-5
Apr. 3	vs. USF	W	16-14
Apr. 3	vs. Florida	W	15-4
Apr. 4	vs. Florida	L	2-3
Apr. 4	vs. Florida	L	2-11
Apr. 7	Pensacola CC	W	9-3
Apr. 7	Lake City CC	W	8-4
Apr. 9	vs. East Carolina	W	5-0
Apr. 9	vs. North Carolina	W	11-0
Apr. 9	vs. N. Kentucky	W	6-0
Apr. 10	at NC State	W	6-0
Apr. 14	Chipola CC	W	15-0
Apr. 14	Chipola CC	W	17-0
Apr. 15	Florida	W	4-3
Apr. 15	Florida A&M	W	19-5
Apr. 19	at Lake City CC	W	15-6
Apr. 19	at Lake City CC	W	7-6
Apr. 23	vs. Stetson	W	19-1
Apr. 23	vs. FIU	W	9-1
Apr. 24	vs. Florida	L	1-2
Apr. 24	at USF	W	6-5
Apr. 25	vs. Florida	W	5-1
Apr. 25	vs. Florida	W	9-8
Apr. 30	Columbus College	W	12-0
Apr. 30	Miss. U for W	W	10-1
Apr. 30	USF	W	9-1
May 1	USF	L	1-2
May 1	USF	W	5-2
May 13	vs. Georgia Southern	W	10-0
May 14	vs. USF	W	17-2
May 15	vs. UNC-Charlotte	W	19-4
May 15	vs. Florida	W	9-4

## 1983 • (46-11)

Date	Opponent	Result	Score
Feb. 22	at West Florida	W	10-4
Feb. 22	at West Florida	W	10-9
Mar. 2	Lake City CC	W	2-1
Mar. 2	Lake City CC	L	3-4
Mar. 4	vs. West Florida	W	3-1
Mar. 4	vs. Jacksonville	W	5-2
Mar. 4	vs. Pensacola CC	W	3-2
Mar. 5	at Florida	W	5-1
Mar. 5	at Florida	W	5-0
Mar. 9	Florida Atlantic	W	16-0
Mar. 9	Florida Atlantic	W	10-4
Mar. 11	Campbell	W	19-2
Mar. 11	East Carolina	W	14-8
Mar. 11	Miami Dade N. CC	W	8-1
Mar. 11	West Florida	W	17-4
Mar. 12	Jacksonville	W	15-1
Mar. 12	Lake City CC	W	3-1
Mar. 18	vs. Armstrong State	W	9-2
Mar. 18	vs. Edison	W	4-1
Mar. 19	vs. USF	L	0-2
Mar. 19	vs. Lake City CC	L	0-1
Mar. 21	Cleveland State	W	14-2
Mar. 21	Cleveland State	W	2-0
Mar. 22	Florida A&M	W	14-2
Mar. 22	Florida A&M	W	7-6
Mar. 24	at USF	W	2-0
Mar. 24	vs. Florida Southern	W	8-0
Mar. 25	vs. Palm Beach CC	W	6-5
Mar. 25	at USF	W	4-2
Mar. 25	vs. Florida	W	3-2
Mar. 26	at USF	L	4-7
Mar. 26	at USF	W	9-0
Mar. 30	at Jacksonville	W	2-0
Mar. 30	at Jacksonville	W	4-2
Apr. 1	Pensacola CC	W	2-1
Apr. 7	at East Carolina	L	0-2
Apr. 7	at East Carolina	W	5-4
Apr. 8	vs. UNC-Charlotte	W	12-0
Apr. 8	at NC State	W	7-1
Apr. 9	vs. Cleveland State	W	5-3
Apr. 9	vs. Northern KY	W	17-1
Apr. 11	Jacksonville	L	0-1
Apr. 11	Jacksonville	W	3-2
Apr. 13	at Florida A&M	W	10-0
Apr. 13	at Florida A&M	W	12-3
Apr. 14	at Lake City CC	L	0-2
Apr. 14	at Lake City CC	W	9-4
Apr. 21	vs. Stetson	W	14-0
Apr. 21	vs. West Florida	W	5-1
Apr. 22	vs. Florida	W	5-2
Apr. 22	vs. Florida	L	7-8
Apr. 23	vs. Florida	L	0-2
-	vs. Northern KY	W	13-4
-	vs. East Carolina	W	3-2
-	vs. Florida	W	8-3
-	vs. USF	L	2-11
-	vs. USF	L	3-4

## 1984 • (41-5-2)

Date	Opponent	Result	Score
Feb. 28	Florida A&M	W	12-0
Feb. 28	Florida A&M	W	9-0
Mar. 2	vs. Stephen F. Austin	L	0-2
Mar. 2	vs. SW Louisiana	W	1-0
Mar. 2	vs. Louisiana Tech	T	0-0
Mar. 3	vs. Texas A&M	L	2-6
Mar. 3	vs. Baylor	L	2-3
Mar. 6	at NE Louisiana	T	0-0
Mar. 7	at Grambling	W	7-0
Mar. 7	at Grambling	W	4-0
Mar. 8	at Mississippi State	W	1-0
Mar. 8	at Mississippi State	W	6-2
Mar. 9	at Miss. U for W	W	3-0
Mar. 9	at Miss. U for W	W	6-2
Mar. 10	at Southern Miss	W	1-0
Mar. 10	at Southern Miss	W	1-0
Mar. 13	St. Louis CC	W	15-0
Mar. 13	St. Louis CC	W	11-1
Mar. 14	East Central College	W	8-0
Mar. 14	East Central College	W	10-0
Mar. 16	Mississippi State	W	5-0
Mar. 16	George Mason	W	5-0
Mar. 17	Florida A&M	W	10-0
Mar. 19	Onondaga CC	W	4-1
Mar. 19	Onondaga CC	W	10-0
Mar. 22	Western Illinois	L	13
Mar. 22	Western Illinois	W	3-1
Mar. 23	Rider College	W	10-0
Mar. 23	Rider College	W	4-0
Mar. 24	Saginaw Valley	W	1-0
Mar. 24	Saginaw Valley	W	7-2
Apr. 1	at East Carolina	W	2-0
Apr. 1	at East Carolina	W	3-0
Apr. 2	at North Carolina	W	1-0
Apr. 2	at North Carolina	W	5-0
Apr. 7	vs. Nicholls State	L	1-2
Apr. 7	vs. Southern Miss	W	3-0
Apr. 8	at Miss. U for W	W	2-1
Apr. 12	at Liberty Baptist	W	9-0
Apr. 12	vs. Davis & Elkins	W	9-0
Apr. 13	vs. Radford	W	8-0
Apr. 13	vs. Ohio State	W	5-2
Apr. 14	vs. North Carolina	W	3-1
Apr. 14	vs. Penn State	W	5-0
Apr. 17	at Florida A&M	W	11-1
Apr. 17	at Florida A&M	W	11-0
Apr. 28	at New Orleans	W	9-0
Apr. 28	at New Orleans	W	10-0

## 1985 • (50-12-2)

Date	Opponent	Result	Score
Feb. 23	at USF	W	2-1
Feb. 23	at USF	L	3-4
Feb. 25	at Florida A&M	W	3-0
Feb. 25	at Florida A&M	W	5-0
Feb. 27	Susquehanna	W	11-0
Feb. 27	Susquehanna	W	8-2
Mar. 2	vs. Louisiana Tech	T	0-0
Mar. 2	vs. McNeese State	L	0-4
Mar. 2	vs. Ball State	T	0-0
Mar. 3	vs. Missouri	L	0-1
Mar. 4	Detroit	W	5-0
Mar. 4	Detroit	W	6-1
Mar. 5	Temple	W	2-0
Mar. 5	Temple	W	3-0
Mar. 7	Grambling	W	11-0
Mar. 7	Grambling	W	10-0
Mar. 8	vs. Siginau Valley	W	6-0
Mar. 9	vs. NE Louisiana	W	1-0
Mar. 10	vs. Grambling	W	7-0
Mar. 11	at Florida A&M	W	3-0
Mar. 12	Quincy College	W	4-2
Mar. 12	Quincy College	W	1-0
Mar. 15	Onondaga CC	W	10-0
Mar. 15	Onondaga CC	W	8-1
Mar. 19	Western Illinois	W	1-0
Mar. 19	Millikin	W	6-0
Mar. 20	Michigan State	W	2-0
Mar. 20	Michigan State	W	5-0
Mar. 21	Bradley	W	2-0
Mar. 21	Bradley	W	3-1
Mar. 22	Furman	W	13-0
Mar. 22	Stetson	W	2-1
Mar. 22	Rutgers	W	4-0
Mar. 23	Toledo	W	3-2
Mar. 23	SW Missouri St.	W	4-3
Mar. 23	Ohio State	W	6-0
Mar. 24	USF	W	2-1
Mar. 24	Bradley	W	1-0
Mar. 25	Ohio State	W	3-2
Mar. 25	Ohio State	W	11-1
Mar. 26	Brown	W	14-0
Mar. 26	Brown	W	14-2
Mar. 29	vs. SW Missouri St.	L	0-1
Mar. 29	vs. Stanford	W	9-1
Mar. 29	vs. Baylor	L	4-5
Mar. 30	vs. Utah State	L	0-2
Mar. 30	vs. New Mexico	W	3-2
Mar. 30	vs. Louisiana Tech	L	1-2
Mar. 31	vs. Texas A&M	L	1-2
Mar. 31	vs. NE Louisiana	W	10-1
Apr. 5	vs. Adelphi	L	0-2
Apr. 5	vs. Louisiana Tech	L	3-4
Apr. 5	vs. Georgia State	W	7-0
Apr. 6	vs. George Mason	W	5-0
Apr. 6	vs. Western Illinois	W	9-0
Apr. 10	Florida A&M	W	1-0
Apr. 10	Florida A&M	W	8-0
Apr. 12	USF	W	2-1
Apr. 13	USF	L	1-2
Apr. 14	South Carolina	L	0-2
Apr. 14	South Carolina	W	2-0
Apr. 19	vs. Stetson	W	4-1
Apr. 19	at USF	W	1-0
Apr. 20	at USF	W	1-0



# YEAR-BY-YEAR RESULTS

## 1986 • (42-7) NCAA Regional

Date	Opponent	Result	Score
Feb. 18	West Florida	W	5-0
Feb. 18	West Florida	W	6-0
Feb. 22	at USF	W	1-0
Feb. 22	at USF	W	2-1
Mar. 5	Ball State	W	4-0
Mar. 5	Ball State	W	3-2
Mar. 6	Valparaiso	W	5-0
Mar. 6	Valparaiso	W	2-0
Mar. 9	Virginia	W	4-0
Mar. 9	Virginia	L	1-2
Mar. 10	Temple	W	7-0
Mar. 10	Temple	W	2-0
Mar. 11	Limestone	W	4-0
Mar. 11	Limestone	W	1-0
Mar. 13	at Florida Southern	W	7-0
Mar. 13	at Florida Southern	W	2-0
Mar. 17	Maine	W	1-0
Mar. 17	Maine	W	10-0
Mar. 18	Michigan State	W	2-0
Mar. 19	Tennessee Tech	W	8-0
Mar. 19	Tennessee Tech	W	11-1
Mar. 19	Western Illinois	W	11-0
Mar. 21	Toledo	W	4-0
Mar. 21	Florida Southern	W	7-3
Mar. 21	Rutgers	W	3-0
Mar. 22	Nevada- Reno	W	8-1
Mar. 22	Furman	W	3-2
Mar. 23	Mississippi State	W	3-1
Mar. 23	Western Illinois	L	4-6
Mar. 24	Ohio	W	10-0
Mar. 24	Ohio	W	5-1
Mar. 25	Ohio State	W	8-0
Mar. 25	Ohio State	W	3-2
Mar. 27	vs. Oklahoma State	W	3-2
Mar. 27	vs. Utah	L	2-6
Mar. 27	vs. Texas A&M	W	1-0
Mar. 28	vs. St. Mary's	W	2-1
Mar. 28	vs. Sam Houston	W	3-2
Mar. 29	vs. Oklahoma State	W	2-1
Mar. 29	vs. Arizona State	L	0-2
Apr. 8	at West Florida	W	3-0
Apr. 8	at West Florida	W	5-1
Apr. 25	vs. Furman	L	0-1
Apr. 25	vs. East Carolina	W	3-0
Apr. 25	vs. North Carolina	W	1-0
Apr. 26	at South Carolina	W	3-0
Apr. 26	vs. USF	W	3-0

### NCAA South Regional

May 16	at Louisiana Tech	L	0-4
May 18	at Louisiana Tech	L	0-1

## 1987 • (50-14) College World Series

Date	Opponent	Result	Score
Feb. 20	at Stetson	W	7-0
Feb. 20	at Stetson	L	3-4
Feb. 24	at Florida A&M	W	8-1
Feb. 24	at Florida A&M	W	6-3
Mar. 5	UNC-Wilmington	W	3-1
Mar. 5	UNC-Wilmington	W	2-0
Mar. 8	Virginia	W	7-0
Mar. 8	Virginia	L	2-5
Mar. 9	Limestone	W	6-0
Mar. 9	Limestone	W	11-0
Mar. 10	Temple	L	0-1
Mar. 10	Temple	W	6-3
Mar. 11	East Carolina	W	10-0
Mar. 11	East Carolina	W	2-1
Mar. 13	vs. Eastern Michigan	W	7-1
Mar. 13	vs. Bradley	W	2-0
Mar. 13	vs. Stetson	W	16-0
Mar. 14	vs. Temple	W	5-0
Mar. 14	vs. South Carolina	L	0-4
Mar. 14	vs. Rutgers	W	4-0
Mar. 15	vs. Winthrop	W	8-0
Mar. 15	at USF	L	3-7
Mar. 15	vs. South Carolina	L	0-2
Mar. 17	Miami (OH)	W	3-0
Mar. 17	Miami (OH)	W	3-2
Mar. 19	Tennessee Tech	W	10-0
Mar. 20	Kent State	W	16-0
Mar. 20	Bowling Green	W	4-0
Mar. 21	Southern Miss	W	13-3
Mar. 21	Nicholls State	W	5-0
Mar. 22	Furman	W	1-0
Mar. 22	Toledo	L	0-3
Mar. 23	Toledo	W	9-6
Mar. 23	Toledo	W	8-1
Mar. 25	Bowling Green	W	12-2
Mar. 25	Bowling Green	W	3-1
Mar. 28	Ohio	W	3-0
Mar. 28	Ohio	W	6-2
Apr. 4	at West Florida	W	1-0
Apr. 4	at West Florida	W	4-0
Apr. 10	vs. Furman	W	8-2
Apr. 10	vs. USF	W	5-4
Apr. 10	vs. Nicholls	W	5-1
Apr. 11	vs. George Mason	W	3-0
Apr. 11	at South Carolina	W	1-0
Apr. 12	vs. Louisiana Tech	W	2-1
Apr. 12	vs. Georgia State	W	4-1
Apr. 17	USF	L	0-2
Apr. 17	USF	W	1-0
Apr. 18	South Carolina	W	1-3
Apr. 18	South Carolina	L	0-1
Apr. 19	South Carolina	W	2-1
Apr. 20	Florida A&M	W	17-0
Apr. 20	Florida A&M	W	7-1
Apr. 24	vs. Oklahoma	L	0-1
Apr. 25	at Oklahoma State	L	1-4
Apr. 25	vs. Baylor	W	10-0
Apr. 25	vs. Oklahoma	W	6-1
Apr. 26	vs. Baylor	W	8-1
Apr. 26	at Oklahoma State	W	2-0

### NCAA South Regional

May 15	Adelphi	W	1-0
May 16	Adelphi	W	3-1

### College World Series

May 20	vs. CS-Fullerton	L	0-3
May 21	vs. Central Michigan	L	0-1

## 1988 • (44-14) NCAA Regional

Date	Opponent	Result	Score
Feb. 20	West Florida	W	1-0
Feb. 20	West Florida	W	1-0
Feb. 25	at Florida A&M	W	14-3
Feb. 25	at Florida A&M	W	11-0
Mar. 5	Eastern Michigan	W	3-1
Mar. 5	Eastern Michigan	W	4-3
Mar. 6	Temple	W	3-0
Mar. 6	Temple	W	2-0
Mar. 7	North Carolina	W	4-2
Mar. 7	North Carolina	W	8-4
Mar. 7	Louisiana Tech	L	0-7
Mar. 7	North Carolina	W	2-1
Mar. 11	vs. Eastern Michigan	W	7-4
Mar. 11	at USF	W	2-1
Mar. 11	vs. Virginia	W	4-0
Mar. 12	vs. Temple	W	4-3
Mar. 12	vs. Okla. City College	W	5-0
Mar. 13	vs. South Carolina	L	1-5
Mar. 13	vs. Central Michigan	W	6-2
Mar. 16	Southern Illinois	W	5-1
Mar. 16	Southern Illinois	L	1-2
Mar. 17	Virginia	W	5-0
Mar. 17	Virginia	W	7-1
Mar. 18	Florida A&M	W	7-0
Mar. 18	NE Louisiana	W	5-1
Mar. 18	Maine	W	1-0
Mar. 19	Northern Illinois	L	3-4
Mar. 19	Miami (OH)	W	5-1
Mar. 19	Furman	W	2-0
Mar. 20	Eastern Illinois	W	2-1
Mar. 20	Northern Illinois	W	2-1
Mar. 21	Eastern Illinois	W	3-2
Mar. 21	Eastern Illinois	W	11-1
Mar. 22	Ohio State	W	6-1
Mar. 22	Ohio State	W	2-1
Mar. 28	Nicholls State	W	1-0
Mar. 29	Nicholls State	W	2-1
Mar. 29	Nicholls State	W	8-3
Apr. 1	vs. Utah	W	3-0
Apr. 1	at South Carolina	L	0-1
Apr. 2	vs. Utah	L	4-8
Apr. 2	at South Carolina	L	1-3
Apr. 9	at USF	W	8-5
Apr. 9	at USF	W	8-1
Apr. 10	Florida A&M	W	3-0
Apr. 10	Florida A&M	W	2-1
Apr. 11	at West Florida	W	5-3
Apr. 11	at West Florida	L	1-2
Apr. 15	vs. Kansas	W	2-1
Apr. 15	at Nebraska	L	0-3
Apr. 16	vs. Kansas	L	2-4
Apr. 16	at Nebraska	L	0-5
Apr. 18	at Creighton	W	4-0
Apr. 18	at Creighton	L	0-2
Apr. 23	Georgia State	W	5-0
Apr. 23	Georgia State	W	2-1

### NCAA South Regional

May 20	vs. Texas A&M	L	0-1
May 21	at Louisiana Tech	L	1-6

## 1989 • (39-14) NCAA Regional

Date	Opponent	Result	Score
Feb. 26	West Florida	W	3-2
Feb. 26	West Florida	L	1-5
Feb. 28	at Florida A&M	W	11-0
Feb. 28	at Florida A&M	W	4-0
Mar. 4	Eastern Michigan	W	2-0
Mar. 4	Eastern Michigan	W	5-1
Mar. 5	Temple	W	2-1
Mar. 5	Temple	W	8-2
Mar. 6	Virginia	L	4-2
Mar. 6	Virginia	W	5-1
Mar. 7	East Carolina	W	5-0
Mar. 7	East Carolina	W	5-0
Mar. 10	vs. Missouri	W	6-0
Mar. 10	vs. Western Illinois	W	5-2
Mar. 10	vs. New Mexico	W	3-2
Mar. 11	vs. Temple	W	3-1
Mar. 11	vs. Nicholls State	W	3-1
Mar. 11	vs. Arizona State	L	3-7
Mar. 12	vs. Miami (OH)	L	3-4
Mar. 12	vs. Miami (OH)	L	0-1
Mar. 15	Illinois State	W	2-0
Mar. 16	Connecticut	W	3-0
Mar. 17	Miami (OH)	W	5-0
Mar. 17	Southern Illinois	W	4-2
Mar. 18	SW Missouri St	W	14-0
Mar. 18	Stetson	W	6-0
Mar. 19	North Carolina	L	1-2
Mar. 20	Northern Illinois	L	0-3
Mar. 20	Northern Illinois	L	2-5
Mar. 22	USF	W	4-2
Mar. 22	USF	W	8-1
Apr. 11	Florida A&M	W	3-0
Apr. 11	Florida A&M	W	4-1
Apr. 14	at Nebraska	L	0-1
Apr. 14	vs. Kansas	W	3-2
Apr. 14	vs. Arizona State	W	3-2
Apr. 15	vs. Kansas	W	1-0
Apr. 15	at Nebraska	L	2-4
Apr. 21	vs. East Carolina	W	3-0
Apr. 21	vs. Furman	W	5-0
Apr. 21	vs. SW Louisiana	W	4-2
Apr. 21	vs. North Carolina	W	3-1
Apr. 22	vs. USF	W	2-0
Apr. 22	vs. Virginia	W	2-0
Apr. 22	vs. Nicholls State	W	2-0
May 3	at West Florida	W	3-2
May 3	at West Florida	W	3-0
May 5	vs. Louisiana Tech	L	0-1
May 5	at Nicholls State	W	1-0
May 6	at Nicholls State	L	0-2
May 6	vs. Louisiana Tech	L	0-1

### NCAA South Regional

May 19	South Carolina	L	1-2
May 20	Louisiana Tech	L	1-3







# YEAR-BY-YEAR RESULTS

## 1990 • (47-16)

College World Series  
NCAA Semifinalist

Date	Opponent	Result	Score
Feb. 18	West Florida	W	1-0
Feb. 18	West Florida	W	1-0
Feb. 27	at Florida A&M	W	6-2
Feb. 27	at Florida A&M	W	4-0
Mar. 3	Eastern Michigan	W	1-0
Mar. 3	Eastern Michigan	W	1-0
Mar. 3	Michigan	W	1-0
Mar. 4	Michigan	L	2-3
Mar. 7	UNC-Wilmington	W	6-1
Mar. 7	UNC-Wilmington	W	5-0
Mar. 9	vs. Indiana	W	1-2
Mar. 9	vs. Iowa	L	0-5
Mar. 10	vs. Central Michigan	W	1-0
Mar. 10	at USF	W	2-1
Mar. 11	vs. Maine	W	7-0
Mar. 11	vs. Oklahoma	L	0-1
Mar. 12	Southern Illinois	W	4-0
Mar. 13	Virginia	W	1-0
Mar. 13	Virginia	W	5-0
Mar. 14	Indiana	W	1-0
Mar. 14	Indiana	W	2-0
Mar. 15	Connecticut	L	1-3
Mar. 16	Stetson	W	3-2
Mar. 16	SW Louisiana	L	1-2
Mar. 17	Oklahoma	W	3-2
Mar. 17	Adelphi	W	4-0
Mar. 18	Nebraska	W	2-1
Mar. 20	Missouri	L	1-2
Mar. 20	Missouri	L	1-2
Mar. 21	Northern Iowa	L	0-1
Mar. 21	Northern Iowa	W	4-2
Mar. 22	Princeton	W	5-0
Mar. 22	Princeton	W	6-0
Mar. 24	Georgia State	W	2-0
Mar. 24	Georgia State	W	8-0
Mar. 30	vs. Southern Miss	W	4-0
Mar. 30	vs. Georgia Tech	W	10-0
Mar. 30	vs. Wichita State	W	1-0
Mar. 31	vs. Austin Peay	W	5-1
Mar. 31	vs. Michigan State	W	2-0
Mar. 31	vs. Georgia State	L	0-1
Apr. 2	at USF	W	4-1
Apr. 2	at USF	W	2-0
Apr. 13	vs. Stephen F. Austin	W	5-2
Apr. 13	vs. Sam Houston	L	0-2
Apr. 14	vs. Oklahoma State	L	1-2
Apr. 14	vs. Texas A&M	W	3-1
Apr. 15	vs. Texas-Arlington	L	0-2
Apr. 20	vs. Southern Miss	W	11-0
Apr. 21	vs. North Carolina	W	1-0
Apr. 22	vs. East Carolina	W	7-2
Apr. 29	South Carolina	L	0-2
Apr. 29	South Carolina	W	3-0
Apr. 30	Florida A&M	W	10-0
Apr. 30	Florida A&M	W	2-0
May 2	at West Florida	W	2-0
May 2	at West Florida	W	6-0
NCAA South Regional			
May 18	vs. Texas A&M	W	5-0
May 18	at SW Louisiana	W	4-3
May 19	at SW Louisiana	W	2-1
College World Series			
May 23	vs. Fresno State	W	1-0
May 24	vs. Oklahoma State	L	1-4
May 24	vs. UNLV	W	4-1
May 25	vs. UCLA	L	0-3

## 1991 • (62-12)

College World Series

Date	Opponent	Result	Score
Feb. 14	vs. California	L	0-4
Feb. 14	vs. New Mexico	W	9-1
Feb. 15	vs. UCLA	L	2-5
Feb. 15	vs. Sacramento State	W	4-0
Feb. 16	vs. Pacific	W	4-3
Feb. 16	at Arizona	L	0-8
Feb. 17	vs. CS-Northridge	L	0-1
Feb. 23	West Florida	W	4-3
Feb. 23	West Florida	L	0-5
Feb. 24	at Georgia Southern	W	6-2
Feb. 24	at Georgia Southern	W	5-1
Feb. 26	at Florida A&M	W	8-0
Feb. 26	at Florida A&M	W	4-0
Mar. 2	at USF	W	2-0
Mar. 2	at USF	L	0-2
Mar. 4	Ball State	W	5-0
Mar. 6	Samford	W	2-1
Mar. 6	Samford	W	6-0
Mar. 8	vs. Detroit	W	9-0
Mar. 8	vs. Western Illinois	W	2-1
Mar. 8	vs. Indiana	W	3-1
Mar. 9	vs. Winthrop	W	4-1
Mar. 9	vs. Eastern Michigan	W	1-0
Mar. 10	vs. Oklahoma	W	7-1
Mar. 10	vs. South Carolina	L	3-4
Mar. 12	Connecticut	W	2-1
Mar. 12	Connecticut	W	1-0
Mar. 13	Virginia	W	9-1
Mar. 13	Virginia	W	2-1
Mar. 14	Creighton	W	3-2
Mar. 15	Miami (OH)	W	2-0
Mar. 15	East Carolina	W	13-0
Mar. 16	Western Illinois	W	2-1
Mar. 16	Rhode Island	W	6-0
Mar. 17	Winthrop	W	2-0
Mar. 17	Indiana	W	6-2
Mar. 18	Bradley	W	2-0
Mar. 20	Northern Iowa	W	3-1
Mar. 20	Northern Iowa	W	2-1
Mar. 21	Miami (OH)	L	0-8
Mar. 21	Miami (OH)	W	5-1
Mar. 27	Drexel	W	2-0
Mar. 27	Drexel	W	7-1
Mar. 28	Bowling Green	W	2-0
Mar. 28	Bowling Green	W	9-0
Mar. 30	vs. Dayton	W	3-0
Mar. 30	vs. Toledo	W	1-0
Mar. 30	vs. Northwestern	W	2-0
Mar. 31	vs. USF	W	6-5
Mar. 31	vs. Samford	W	4-0
Mar. 31	vs. North Carolina	W	5-0
Mar. 31	vs. South Carolina	W	4-1
Apr. 5	vs. Notre Dame	W	7-0
Apr. 5	vs. USF	W	2-0
Apr. 6	vs. Winthrop	W	4-1
Apr. 6	vs. SW Louisiana	W	3-0
Apr. 8	Georgia Southern	W	4-0
Apr. 8	Georgia Southern	W	9-1
Apr. 9	Florida A&M	W	7-1
Apr. 9	Florida A&M	W	11-1
Apr. 19	vs. Virginia	L	1-2
Apr. 20	vs. Eastern Michigan	W	3-2
Apr. 21	vs. Virginia	L	0-2
May 1	at West Florida	W	1-0
May 1	at West Florida	W	7-0
May 3	vs. Connecticut	W	2-0
May 4	vs. Princeton	W	4-3
May 5	at Massachusetts	W	2-0
NCAA South Regional			
May 17	at SW Louisiana	W	1-0
May 17	vs. Oklahoma State	W	2-0
May 18	vs. Oklahoma State	W	4-3
College World Series			
May 22	vs. UCLA	L	0-1
May 23	vs. UNLV	W	3-1
May 24	vs. Fresno State	L	0-3

## 1992 • (63-9, 4-2 ACC)

ACC Champions  
College World Series

Date	Opponent	Result	Score
Feb. 9	Samford	W	10-0
Feb. 9	Samford	W	7-0
Feb. 16	at Florida A&M	W	12-0
Feb. 16	at Florida A&M	W	10-0
Feb. 23	West Florida	W	2-0
Feb. 23	West Florida	W	2-0
Mar. 1	at Georgia Southern	W	8-0
Mar. 1	at Georgia Southern	W	13-3
Mar. 3	Northwestern	W	10-0
Mar. 3	Northwestern	W	1-0
Mar. 7	vs. Ball State	W	2-0
Mar. 7	vs. Ball State	W	9-0
Mar. 8	at USF	W	5-1
Mar. 8	at USF	W	3-0
Mar. 10	Robert Morris	W	1-0
Mar. 10	Robert Morris	W	14-1
Mar. 13	vs. Adelphi	W	12-2
Mar. 13	vs. Penn State	W	7-0
Mar. 14	vs. Samford	W	4-3
Mar. 14	vs. Virginia*	W	10-0
Mar. 14	vs. Hofstra	W	14-4
Mar. 15	vs. North Carolina*	W	12-1
Mar. 15	vs. Oklahoma City	W	2-1
Mar. 17	Rutgers	W	1-0
Mar. 17	Rutgers	W	8-4
Mar. 18	Virginia*	L	0-1
Mar. 18	Virginia*	W	5-2
Mar. 19	Miami (OH)	L	0-2
Mar. 19	Northern Iowa	W	2-0
Mar. 20	Bradley	W	3-2
Mar. 20	Princeton	W	7-0
Mar. 20	Bowling Green	W	4-0
Mar. 21	Adelphi	W	5-0
Mar. 21	USF	W	1-0
Mar. 22	Kent State	W	6-0
Mar. 22	Princeton	W	2-1
Mar. 23	Drexel	W	3-0
Mar. 23	Drexel	W	4-0
Mar. 24	Kent State	W	2-1
Mar. 24	Kent State	W	8-0
Mar. 26	at CS-Fullerton	L	4-5
Mar. 26	vs. Missouri	L	1-2
Mar. 27	vs. Ohio State	W	1-0
Mar. 27	vs. Arizona	L	0-2
Mar. 28	vs. Illinois State	W	7-2
Mar. 29	vs. Oklahoma State	L	0-3
Apr. 6	Georgia Southern	W	6-0
Apr. 6	Georgia Southern	W	2-0
Apr. 7	Florida A&M	W	7-0
Apr. 7	Florida A&M	W	6-0
Apr. 10	vs. UNC-Wilmington	W	7-1
Apr. 10	at North Carolina*	L	0-1
Apr. 11	vs. Winthrop	W	3-1
Apr. 11	vs. Georgia Tech*	W	10-0
Apr. 12	vs. East Carolina	W	5-2
Apr. 12	vs. South Carolina	W	3-2
ACC Championship			
Apr. 17	Georgia Tech	W	6-0
Apr. 17	North Carolina	W	11-0
Apr. 18	Virginia	W	11-1
Apr. 25	South Carolina	W	2-0
Apr. 25	South Carolina	W	6-0
Apr. 26	South Carolina	W	2-0
Apr. 27	at West Florida	W	6-0
Apr. 27	at West Florida	W	11-2
May 2	vs. Connecticut	W	1-0
May 2	vs. Massachusetts	W	3-1
May 3	at Connecticut	W	4-3
NCAA Regional			
May 16	at SW Louisiana	W	1-0
May 16	vs. UNLV	W	4-0
May 16	at SW Louisiana	W	1-0
College World Series			
May 21	vs. California	L	0-3
May 22	vs. Massachusetts	L	2-4

## 1993 • (52-9, 4-0 ACC)

ACC Champions  
College World Series

Date	Opponent	Result	Score
Feb. 13	Samford	W	3-1
Feb. 13	Samford	W	8-4
Feb. 20	West Florida	W	6-1
Feb. 20	West Florida	W	3-1
Feb. 22	at Florida A&M	W	7-0
Feb. 27	Mercer	W	5-0
Feb. 27	Mercer	W	7-0
Feb. 28	USF	W	10-0
Feb. 28	USF	W	7-0
Mar. 6	at Georgia Tech*	W	3-0
Mar. 6	at Georgia Tech*	W	2-0
Mar. 9	at Florida A&M	W	10-0
Mar. 12	vs. Central Michigan	W	5-0
Mar. 12	vs. Georgia Southern	W	6-0
Mar. 13	vs. Hofstra	W	6-0
Mar. 14	vs. Iowa	W	3-0
Mar. 16	Connecticut	W	1-0
Mar. 16	Connecticut	W	8-0
Mar. 18	Northern Iowa	W	7-0
Mar. 19	Drake	W	6-0
Mar. 19	Georgia State	W	1-0
Mar. 19	SW Louisiana	L	1-2
Mar. 20	Rhode Island	W	10-0
Mar. 20	Eastern Illinois	W	7-2
Mar. 20	Virginia*	W	7-0
Mar. 21	Southern Illinois	W	1-0
Mar. 21	SW Louisiana	W	2-1
Mar. 22	Toledo	W	11-0
Mar. 22	Toledo	W	4-0
Mar. 25	vs. Fresno State	L	1-2
Mar. 25	vs. Cal Poly	W	1-0
Mar. 26	vs. Minnesota	W	3-1
Mar. 27	vs. Utah	L	2-3
Mar. 28	at CS-Fullerton	W	4-1
Apr. 6	Florida A&M	W	10-0
Apr. 6	Florida A&M	W	4-1
Apr. 9	vs. UNC-Wilmington	W	12-0
Apr. 9	vs. Virginia*	W	3-2
Apr. 10	vs. Coastal Carolina	W	8-0
Apr. 10	vs. Hofstra	W	10-2
Apr. 11	vs. Coastal Carolina	W	9-1
Apr. 11	vs. East Carolina	W	13-0
ACC Championship			
Apr. 16	Georgia Tech	W	12-0
Apr. 16	Virginia	L	0-1
Apr. 16	Georgia Tech	W	11-0
Apr. 17	Virginia	W	2-0
Apr. 17	Virginia	W	4-2
Apr. 24	at South Carolina	L	4-6
Apr. 24	at South Carolina	W	7-0
Apr. 25	at South Carolina	W	8-0
May 1	vs. Connecticut	L	1-4
May 1	vs. USF	W	1-0
May 2	at Massachusetts	W	5-0
May 4	at West Florida	W	5-0
May 4	at West Florida	W	7-0
NCAA Regional			
May 21	Kansas	L	0-1
May 21	Iowa	W	5-3
May 22	Kansas	W	5-0
May 22	Kansas	W	2-1
College World Series			
May 27	vs. Oklahoma State	L	2-5
May 28	vs. Connecticut	L	1-2

# YEAR-BY-YEAR RESULTS

**1994 • (50-19, 9-2 ACC)**

NCAA Regional

Date	Opponent	Result	Score
Feb. 12	Mercer	W	9-3
Feb. 12	Mercer	W	6-0
Feb. 13	UNC-Charlotte	W	4-0
Feb. 13	UNC-Charlotte	W	7-1
Feb. 17	Georgia Southern	W	10-0
Feb. 17	Georgia Southern	W	8-0
Feb. 19	West Florida	W	10-0
Feb. 19	West Florida	W	5-0
Feb. 21	at Florida AGM	W	3-0
Feb. 26	Stetson	W	7-0
Feb. 26	Stetson	W	5-0
Feb. 28	at Mercer	W	6-0
Feb. 28	at Mercer	W	5-0
Mar. 2	Florida AGM	W	8-0
Mar. 5	South Carolina	L	2-3
Mar. 5	South Carolina	W	3-1
Mar. 6	Georgia Tech*	W	6-1
Mar. 6	Georgia Tech*	W	2-1
Mar. 11	vs. Robert Morris	L	0-1
Mar. 11	vs. Illinois-Chicago	W	3-0
Mar. 11	vs. Penn State	W	6-2
Mar. 12	vs. UCLA	L	0-3
Mar. 12	vs. Notre Dame	W	3-0
Mar. 12	vs. Virginia*	W	7-0
Mar. 13	vs. Oklahoma State	L	0-1
Mar. 15	Northern Illinois	W	3-0
Mar. 15	Northern Illinois	W	1-0
Mar. 16	Texas AGM	L	3-7
Mar. 16	Virginia*	W	4-3
Mar. 17	Princeton	W	2-1
Mar. 18	Indiana	W	3-2
Mar. 18	vs. Louisiana Tech	W	2-0
Mar. 18	vs. Iowa State	W	3-2
Mar. 19	Eastern Michigan	W	1-0
Mar. 19	Eastern Illinois	W	9-0
Mar. 19	Illinois State	L	2-3
Mar. 22	vs. Kansas	L	2-4
Mar. 23	vs. Northwestern	L	2-8
Mar. 23	at CS-Fullerton	L	0-7
Mar. 24	vs. SE Louisiana	L	3-12
Mar. 25	vs. Oklahoma State	L	0-1
Mar. 25	vs. Utah State	W	5-3
Mar. 30	Hofstra	W	3-2
Mar. 30	Hofstra	W	4-3
Apr. 4	at Florida AGM	W	7-0
Apr. 7	at North Carolina*	W	5-1
Apr. 7	at North Carolina*	W	6-2
Apr. 8	vs. UNC-Wilmington	W	5-0
Apr. 8	vs. UNC-Charlotte	W	8-1
Apr. 9	vs. East Carolina	L	0-1
Apr. 9	vs. Georgia Tech*	W	11-0
Apr. 10	vs. Virginia*	W	9-4
Apr. 10	at North Carolina*	L	0-1
Apr. 16	at Virginia*	W	8-0
Apr. 16	at Virginia*	L	4-5
Apr. 17	Florida AGM	W	8-0

ACC Championship

Apr. 22	Georgia Tech	W	2-1
Apr. 22	Virginia	L	0-2
Apr. 23	North Carolina	W	6-5
Apr. 23	Virginia	W	1-0
Apr. 23	Virginia	L	0-3
Apr. 23	Virginia	L	-

May 3	at West Florida	L	1-4
May 3	at West Florida	W	8-0
May 7	at Connecticut	W	4-1
May 7	vs. USF	W	2-0
May 11	at USF	W	4-2
May 11	at USF	W	6-5

NCAA Regional

May 20	vs. Oklahoma	L	1-3
May 21	vs. Providence	L	0-4

**1995 • (58-15, 6-0 ACC)**

ACC Champions

NCAA Regional

Date	Opponent	Result	Score
Feb. 12	Stetson	W	8-0
Feb. 12	Stetson	W	2-0
Feb. 17	vs. Oklahoma St.	L	1-5
Feb. 17	vs. CS-Fullerton	L	5-9
Feb. 18	vs. Oregon	W	3-2
Feb. 18	vs. New Mexico St.	W	4-0
Feb. 18	vs. Illinois St.	W	10-2
Feb. 19	vs. Arizona	L	1-7
Feb. 22	Troy	W	3-1
Feb. 22	Troy	W	3-0
Feb. 25	at Georgia Tech*	W	9-4
Feb. 25	at Georgia Tech*	W	10-1
Feb. 26	at UNC-Charlotte	W	6-0
Feb. 26	at UNC-Charlotte	W	8-0
Mar. 4	Mercer	W	3-0
Mar. 4	Mercer	W	10-2
Mar. 5	North Carolina*	W	6-3
Mar. 5	North Carolina*	W	3-1
Mar. 6	Marshall	W	8-0
Mar. 6	Marshall	W	7-0
Mar. 10	vs. Indiana State	W	8-0
Mar. 10	vs. Illinois-Chicago	L	1-3
Mar. 10	vs. Iowa	L	0-4
Mar. 11	vs. Robert Morris	W	3-0
Mar. 11	vs. Yale	W	11-1
Mar. 11	vs. North Carolina	W	8-2
Mar. 12	vs. Virginia	W	2-1
Mar. 12	vs. Oklahoma State	W	7-4
Mar. 12	vs. Illinois-Chicago	W	1-0
Mar. 14	Virginia*	W	3-2
Mar. 14	Virginia*	W	3-0
Mar. 17	Samford	W	14-0
Mar. 17	Miami (OH)	W	9-1
Mar. 17	Michigan	L	1-2
Mar. 18	Northern Illinois	W	3-0
Mar. 18	Illinois-Chicago	W	3-0
Mar. 19	Iowa State	W	2-0
Mar. 19	Michigan	L	0-5
Mar. 21	Massachusetts	W	5-4
Mar. 21	Massachusetts	W	4-3
Mar. 24	at South Carolina	L	1-2
Mar. 24	at South Carolina	L	2-3
Mar. 25	vs. Hofstra	W	5-1
Mar. 25	at South Carolina	L	3-6
Mar. 25	vs. Hofstra	W	8-2
Mar. 28	Florida AGM	W	8-0
Apr. 2	USF	W	4-0
Apr. 2	USF	L	3-4
Apr. 3	at Florida AGM	W	9-0
Apr. 3	at Florida AGM	W	10-0
Apr. 7	vs. Campbell	W	4-0
Apr. 7	at North Carolina	W	15-0
Apr. 8	vs. East Carolina	W	10-2
Apr. 8	vs. Campbell	W	7-1
Apr. 9	vs. East Carolina	W	4-3
Apr. 9	at North Carolina	W	2-1
Apr. 12	Florida AGM	W	6-0
Apr. 15	at West Florida	W	8-0
Apr. 15	at West Florida	W	3-2

ACC Championship

Apr. 21	vs. North Carolina	W	4-0
Apr. 21	vs. Georgia Tech	W	2-1
Apr. 22	vs. Georgia Tech	W	5-2

May 3	West Florida	W	9-3
May 3	West Florida	W	3-0
May 12	vs. USF	L	0-3
May 12	vs. South Carolina	W	5-4
May 13	at Massachusetts	L	0-8
May 13	vs. South Carolina	W	6-0
May 14	at Massachusetts	W	2-0

NCAA Regional

May 19	vs. Nebraska	L	1-6
May 20	vs. Ohio	W	2-0
May 20	vs. Nebraska	W	6-2
May 21	at Arizona	L	0-15

**1996 • (51-21, 5-3 ACC)**

ACC Champions

NCAA Regional

Date	Opponent	Result	Score
Feb. 7	at Mercer	W	4-1
Feb. 7	at Mercer	W	5-2
Feb. 9	West Florida	W	8-0
Feb. 9	West Florida	W	8-0
Feb. 11	Georgia Southern	W	2-1
Feb. 11	Georgia Southern	W	5-0
Feb. 16	vs. UNLV	L	2-3
Feb. 16	vs. Washington	L	6-13
Feb. 16	vs. Arizona	L	4-8
Feb. 17	vs. Illinois State	W	4-1
Feb. 17	vs. Utah State	W	6-5
Feb. 18	vs. CS-Fullerton	L	11-12
Feb. 24	Stetson	W	1-0
Feb. 24	Stetson	W	6-2
Feb. 27	Florida AGM	W	8-0
Mar. 1	vs. Washington	L	1-3
Mar. 1	vs. Massachusetts	W	4-1
Mar. 2	vs. Long Beach State	L	1-2
Mar. 2	vs. Oregon	W	1-0
Mar. 3	vs. CS-Northridge	L	1-2
Mar. 5	UNC-Charlotte	W	7-1
Mar. 5	UNC-Charlotte	W	6-0
Mar. 6	Troy	W	5-2
Mar. 6	Troy	L	1-2
Mar. 8	vs. East Carolina	W	2-1
Mar. 8	vs. UT-Chattanooga	W	5-2
Mar. 8	vs. Ball State	W	4-2
Mar. 9	vs. Penn State	W	4-3
Mar. 9	vs. Indiana	W	3-1
Mar. 10	vs. Michigan State	W	6-2
Mar. 10	vs. UCLA	L	0-4
Mar. 14	Notre Dame	L	0-1
Mar. 15	Drake	W	1-0
Mar. 15	Ohio State	L	0-1
Mar. 16	Southern Illinois	L	3-4
Mar. 16	Eastern Michigan	W	7-0
Mar. 16	Massachusetts	W	3-1
Mar. 17	Michigan	L	1-6
Mar. 19	Connecticut	W	3-0
Mar. 19	Connecticut	W	6-0
Mar. 21	Bradley	W	4-1
Mar. 21	Bradley	W	7-2
Mar. 23	Georgia Tech*	W	2-0
Mar. 23	Georgia Tech*	L	1-3
Mar. 28	at Florida AGM	W	7-2
Mar. 28	at Florida AGM	W	13-0
Apr. 1	Florida AGM	W	4-0
Apr. 6	at Virginia*	W	8-0
Apr. 6	at Virginia*	W	5-4
Apr. 7	at Maryland*	W	4-0
Apr. 7	at Maryland*	W	6-2
Apr. 11	at North Carolina*	L	2-3
Apr. 11	at North Carolina*	L	4-5
Apr. 12	vs. Campbell	W	6-1
Apr. 13	vs. Florida Atlantic	L	0-1
Apr. 13	vs. South Carolina	W	4-2
Apr. 13	at North Carolina	W	2-0
Apr. 14	vs. Maryland	W	8-0

ACC Championship

Apr. 19	vs. Georgia Tech	W	5-4
Apr. 19	vs. Maryland	W	3-0
Apr. 20	vs. North Carolina	W	3-1
Apr. 20	vs. North Carolina	W	-

Apr. 30	at West Florida	W	6-0
Apr. 30	at West Florida	W	10-0
May 3	at USF	W	1-0
May 3	at USF	L	1-4
May 5	South Carolina	W	5-1
May 5	South Carolina	L	3-5
May 6	South Carolina	W	2-1

NCAA Regional

May 17	USF	W	3-1
May 18	Arizona	L	6-9
May 18	USF	W	6-0
May 19	Arizona	L	3-10

**1997 • (45-19, 7-1 ACC)**

ACC Champions

Date	Opponent	Result	Score
Feb. 9	at Georgia Southern	W	8-0
Feb. 9	at Georgia Southern	W	5-3
Feb. 12	at Florida AGM	W	7-0
Feb. 14	vs. Nebraska	W	2-1
Feb. 14	vs. Fresno State	L	0-2
Feb. 15	vs. Oregon	L	1-6
Feb. 15	vs. Utah	L	2-6
Feb. 16	vs. Ohio State	W	7-2
Feb. 16	vs. CS-Fullerton	W	4-2
Feb. 19	at Florida	L	1-3
Feb. 19	at Florida	W	8-1
Feb. 22	Mercer	W	1-0
Feb. 22	Mercer	W	5-1
Feb. 23	Florida AGM	W	8-0
Feb. 28	vs. Northwestern	W	2-0
Mar. 1	vs. Washington	L	3-8
Mar. 1	vs. Oklahoma	W	2-1
Mar. 2	vs. UConn	W	10-3
Mar. 3	vs. Louisiana Tech	L	2-6
Mar. 7	vs. Ball State	W	4-0
Mar. 7	vs. East Carolina	W	10-0
Mar. 7	vs. Michigan State	L	2-6
Mar. 8	vs. Hofstra	L	1-2
Mar. 8	vs. Arkansas	W	4-0
Mar. 8	vs. Indiana	W	3-2
Mar. 9	vs. Iowa	L	1-7
Mar. 11	Miami (OH)	W	2-1
Mar. 13	Louisiana Tech	L	2-3
Mar. 14	Wisconsin	L	3-12
Mar. 14	UT-Chattanooga	W	3-1
Mar. 14	UConn	W	2-1
Mar. 15	Bradley	W	4-0
Mar. 15	Eastern Michigan	W	5-1
Mar. 18	UConn	L	0-1
Mar. 18	UConn	W	8-2
Mar. 23	at Georgia Tech*	W	5-1
Mar. 23	at Georgia Tech*	W	8-5
Mar. 25	Maryland*	W	1-0
Mar. 25	Maryland*	W	3-0
Mar. 27	Youngstown State	W	8-2
Mar. 27	Youngstown State	W	6-3
Apr. 2	at Troy	W	3-2
Apr. 2	at Troy	T	1-1
Apr. 4	at Florida AGM	L	1-2
Apr. 6	Virginia*	W	8-0
Apr. 6	Virginia*	L	3-6
Apr. 10	at North Carolina*	W	6-0
Apr. 10	at North Carolina*	W	12-4
Apr. 11	vs. Florida Atlantic	W	5-1
Apr. 11	vs. Campbell	W	4-1
Apr. 11	vs. Coastal Carolina	W	12-2
Apr. 13	vs. Coastal Carolina	W	2-1
Apr. 13	vs. Florida Atlantic	W	4-0

ACC Championship

Apr. 18	vs. North Carolina	W	5-4
Apr. 18	vs. Maryland	W	4-3
Apr. 19	vs. Maryland	L	1-2

Apr. 27	Florida AGM	W	7-0
Apr. 29	at UNC Charlotte	W	6-1
Apr. 29	at UNC Charlotte	W	3-1
May 1	at Alabama	W	2-0
May 1	at Alabama	L	5-6
May 2	at Auburn	W	2-0
May 2	at Auburn	L	1-2
May 9	USF	L	3-4
May 9	USF	L	1-3



# YEAR-BY-YEAR RESULTS

## 1998 • (51-21, 5-3 ACC)

ACC Champions

NCAA Regional

Date	Opponent	Result	Score
Feb. 7	at Mercer	W	5-1
Feb. 7	at Mercer	W	9-1
Feb. 8	Georgia Southern	W	6-2
Feb. 8	Georgia Southern	W	3-1
Feb. 13	vs. Oregon	L	0-2
Feb. 13	vs. Purdue	W	8-1
Feb. 14	vs. Washington	W	1-0
Feb. 14	vs. Fresno State	W	2-1
Feb. 18	at West Florida	W	9-3
Feb. 18	at West Florida	W	10-6
Feb. 20	Florida A&M	W	4-2
Feb. 23	Florida A&M	W	6-0
Feb. 24	Troy	L	0-5
Feb. 24	Troy	W	5-4
Feb. 27	vs. Indiana	W	3-2
Feb. 27	vs. Arizona State	L	1-6
Feb. 28	vs. UMass	W	4-0
Feb. 28	vs. CS-Northridge	L	3-4
Mar. 1	vs. South Carolina	L	0-3
Mar. 1	vs. California	L	1-4
Mar. 5	vs. Georgia	W	6-5
Mar. 5	vs. Illinois-Chicago	L	1-3
Mar. 6	vs. Central Michigan	W	10-1
Mar. 6	vs. Purdue	W	5-4
Mar. 7	vs. Missouri	L	1-3
Mar. 7	vs. Alabama	W	4-1
Mar. 7	vs. Texas	L	1-9
Mar. 10	UNC-Charlotte	W	4-1
Mar. 10	UNC-Charlotte	W	4-1
Mar. 11	Miami (OH)	L	1-4
Mar. 11	Miami (OH)	L	1-3
Mar. 12	Purdue	L	0-1
Mar. 13	Northern Iowa	W	3-0
Mar. 13	Louisiana State	W	4-2
Mar. 13	Eastern Michigan	W	4-2
Mar. 14	Robert Morris	W	4-1
Mar. 14	Penn State	W	3-0
Mar. 14	Central Michigan	W	11-4
Mar. 15	Mississippi	W	4-2
Mar. 15	Umass	W	1-0
Mar. 17	Connecticut	W	6-4
Mar. 17	Connecticut	W	9-0
Mar. 20	North Carolina*	W	3-2
Mar. 20	North Carolina*	W	7-6
Mar. 25	Youngstown State	W	1-0
Mar. 25	Youngstown State	W	10-2
Mar. 27	vs. Wright State	W	8-3
Mar. 27	vs. Georgia State	W	8-0
Mar. 28	vs. Indiana State	W	6-1
Mar. 28	vs. Utah	W	2-1
Mar. 29	vs. Utah	L	1-4
Apr. 3	West Florida	W	2-1
Apr. 3	West Florida	W	5-3
Apr. 5	Georgia Tech*	W	3-2
Apr. 5	Georgia Tech*	W	4-1
Apr. 8	Florida	L	3-8
Apr. 8	Florida	W	5-3
Apr. 10	Florida A&M	L	1-3
Apr. 12	Auburn	W	5-1
Apr. 12	Auburn	W	8-3
Apr. 15	at Florida A&M	W	4-1
Apr. 18	at Virginia*	L	1-4
Apr. 18	at Virginia*	L	0-3
Apr. 19	at Maryland*	L	3-5
Apr. 19	at Maryland*	W	9-1
ACC Championship			
Apr. 23	Maryland	W	1-0
Apr. 24	Virginia	W	10-0
Apr. 25	Virginia	W	2-1
NCAA Midwest Regional			
May 6	at USF	W	2-1
May 6	at USF	L	2-3

## 1999 • (40-25-1, 6-2 ACC)

ACC Champions

Date	Opponent	Result	Score
Feb. 6	at Georgia Southern	L	1-3
Feb. 6	at Georgia Southern	W	2-0
Feb. 9	at Florida A&M	L	2-3
Feb. 12	vs. Utah State	W	12-3
Feb. 12	vs. Utah	L	1-5
Feb. 13	vs. California	L	0-4
Feb. 13	vs. Nebraska	L	1-4
Feb. 14	vs. UNLV	W	10-5
Feb. 19	Mercer	W	9-0
Feb. 19	Mercer	W	10-0
Feb. 23	at Auburn	W	4-2
Feb. 23	at Auburn	T	0-0
Feb. 26	vs. Colorado State	W	3-2
Feb. 26	vs. Nebraska	L	0-1
Feb. 27	vs. DePaul	L	3-5
Feb. 27	vs. Arizona State	L	0-2
Feb. 28	vs. Colorado State	L	4-5
Mar. 1	Campbell	W	5-0
Mar. 1	Campbell	W	2-0
Mar. 4	vs. Mississippi State	L	1-2
Mar. 5	vs. Hofstra	W	6-5
Mar. 6	vs. Michigan	L	0-5
Mar. 6	vs. Florida Atlantic	L	4-8
Mar. 7	vs. Georgia	W	5-0
Mar. 7	at USF	L	1-2
Mar. 10	Miami (OH)	W	2-0
Mar. 10	Miami (OH)	W	6-2
Mar. 12	vs. Western Illinois	L	0-1
Mar. 13	vs. Toledo	W	9-1
Mar. 13	vs. Furman	W	2-0
Mar. 14	vs. Maryland	W	2-0
Mar. 14	vs. Central Michigan	L	1-5
Mar. 16	Massachusetts	L	1-2
Mar. 16	Massachusetts	W	6-0
Mar. 18	Virginia*	W	8-2
Mar. 18	Virginia*	W	2-1
Mar. 22	Minnesota	W	5-0
Mar. 22	Minnesota	W	5-2
Mar. 24	Maryland*	W	4-1
Mar. 24	Maryland*	L	3-5
Mar. 27	Michigan State	L	0-3
Mar. 27	Troy	W	6-1
Mar. 28	Michigan State	L	4-5
Mar. 28	Troy	W	7-0
Apr. 1	at Florida A&M	W	2-1
Apr. 3	at Georgia Tech*	W	7-0
Apr. 3	at Georgia Tech*	W	8-5
Apr. 4	at Georgia	L	0-5
Apr. 4	at Georgia	W	6-0
Apr. 7	at Florida	L	0-2
Apr. 7	at Florida	W	6-4
Apr. 9	at North Carolina*	L	0-6
Apr. 9	at North Carolina*	W	8-3
Apr. 10	vs. Florida Atlantic	L	0-1
Apr. 11	vs. Southern Miss	L	0-1
Apr. 14	Florida A&M	W	10-1
Apr. 14	Florida A&M	L	3-8
Apr. 17	FIU	W	6-1
Apr. 17	FIU	W	1-0
May 4	vs. UNC-Charlotte	W	10-1
May 4	vs. UNC-Charlotte	W	12-5
May 6	USF	W	2-1
May 6	USF	W	5-1
ACC Championship			
May 14	vs. North Carolina	W	2-1
May 15	vs. Virginia	W	1-0
May 16	vs. Virginia	W	3-0

## 2000 • (51-27, 6-2 ACC)

ACC Champions

NCAA Regional

Date	Opponent	Result	Score
Feb. 6	Georgia Southern	W	8-0
Feb. 6	Georgia Southern	W	6-1
Feb. 9	at Florida A&M	W	9-0
Feb. 11	California	L	0-1
Feb. 12	Florida Atlantic	L	2-3
Feb. 12	Florida A&M	W	8-7
Feb. 13	Florida Atlantic	W	2-0
Feb. 13	California	L	0-1
Feb. 16	at Mercer	W	7-0
Feb. 16	at Mercer	W	7-4
Feb. 19	at Bethune-Cookman	W	9-0
Feb. 19	at Bethune-Cookman	W	1-0
Feb. 20	at Stetson	W	2-0
Feb. 20	at Stetson	W	8-2
Feb. 26	vs. Eastern Michigan	W	5-1
Feb. 26	at Florida Atlantic	W	2-0
Feb. 27	vs. Villanova	L	2-3
Feb. 27	vs. Furman	W	8-0
Mar. 3	vs. Fresno State	L	0-2
Mar. 3	vs. Harvard	W	6-2
Mar. 4	vs. Texas	L	0-1
Mar. 4	vs. Mississippi State	L	0-4
Mar. 5	vs. Louisiana	L	1-9
Mar. 7	at Pacific	L	2-5
Mar. 10	vs. UCLA	L	0-3
Mar. 10	vs. Mississippi	L	2-3
Mar. 11	vs. Cal Poly	L	4-5
Mar. 11	at Fresno State	L	1-2
Mar. 12	vs. Illinois State	W	1-0
Mar. 12	vs. Texas Tech	W	3-0
Mar. 15	Princeton	W	4-3
Mar. 15	Princeton	W	2-0
Mar. 17	Troy	W	2-1
Mar. 17	Miami of Ohio	W	8-0
Mar. 17	Kansas	L	1-4
Mar. 18	Northern Iowa	W	6-2
Mar. 18	Michigan	L	1-6
Mar. 22	Ohio	W	8-1
Mar. 22	Ohio	W	6-1
Mar. 24	vs. Louisiana	L	1-2
Mar. 24	at UT-Chattanooga	W	1-0
Mar. 25	vs. Wisconsin	W	3-0
Mar. 25	vs. Louisiana	L	2-6
Mar. 26	vs. Wisconsin	W	6-5
Mar. 26	at UT-Chattanooga	W	2-1
Apr. 1	Georgia Tech*	L	1-2
Apr. 1	Georgia Tech*	L	2-8
Apr. 2	FIU	L	2-4
Apr. 2	FIU	W	8-3
Apr. 5	Florida	W	6-3
Apr. 5	Florida	L	3-5
Apr. 8	Southern Miss	L	0-9
Apr. 8	Florida A&M	W	3-0
Apr. 9	Southern Miss	L	1-4
Apr. 9	Florida A&M	W	9-1
Apr. 12	at Florida A&M	W	7-0
Apr. 15	Auburn	W	7-0
Apr. 15	Auburn	L	4-5
Apr. 16	North Carolina*	W	10-9
Apr. 16	North Carolina*	W	5-4
Apr. 21	at East Carolina	W	1-0
Apr. 21	at East Carolina	W	7-0
Apr. 22	at Campbell	W	7-1
Apr. 22	at Campbell	W	9-1
ACC Championship			
Apr. 29	Maryland	W	6-2
Apr. 30	Virginia	L	2-4
May 1	Maryland	W	3-0
May 1	Virginia	W	3-1
May 1	Virginia	W	2-0
NCAA West Regional			
May 3	at Virginia*	W	3-2
May 3	at Virginia*	W	6-2
May 4	at Maryland*	W	10-3
May 4	at Maryland*	W	3-2

## 2001 • (58-12, 7-1 ACC)

NCAA Regional

Date	Opponent	Result	Score
Feb. 3	at Georgia Southern	W	8-0
Feb. 3	at Georgia Southern	W	4-0
Feb. 9	Florida A&M	W	1-0
Feb. 10	UT-Chattanooga	W	4-1
Feb. 10	FIU	L	1-2
Feb. 11	UT-Chattanooga	W	3-2
Feb. 11	FIU	W	3-2
Feb. 16	Kent State	W	4-0
Feb. 17	College of Charleston	W	8-0
Feb. 17	Boston College	W	1-0
Feb. 18	College of Charleston	W	9-1
Feb. 18	Boston College	W	5-4
Feb. 20	Mercer	W	4-0
Feb. 20	Mercer	W	8-0
Feb. 23	vs. Illinois	L	0-1
Feb. 23	at Florida Atlantic	L	1-2
Feb. 24	vs. Florida A&M	W	11-0
Feb. 24	vs. Maryland	W	5-3
Feb. 25	vs. Illinois	W	2-0
Feb. 25	at Florida Atlantic	W	1-0
Mar. 2	Central Michigan	W	3-1
Mar. 3	Northwestern	W	2-1
Mar. 3	Ball State	W	1-0
Mar. 4	Northwestern	W	8-2
Mar. 4	Central Michigan	W	2-0
Mar. 6	at Florida A&M	L	4-5
Mar. 9	vs. UC-Riverside	W	8-0
Mar. 9	at San Diego State	W	2-1
Mar. 14	Nebraska	L	0-3
Mar. 15	Iowa State	W	4-0
Mar. 16	Iowa State	W	6-0
Mar. 16	Syracuse	W	3-2
Mar. 17	Bethune-Cookman	W	3-2
Mar. 17	Troy	W	11-0
Mar. 20	Connecticut	W	8-0
Mar. 20	Connecticut	W	3-0
Mar. 28	Florida A&M	W	7-0
Mar. 31	at Georgia Tech*	W	7-0
Mar. 31	at Georgia Tech*	L	1-2
Apr. 1	at Georgia State	W	9-1
Apr. 1	at Georgia State	W	10-0
Apr. 6	at North Carolina*	W	2-0
Apr. 7	at North Carolina*	W	5-0
Apr. 7	vs. Florida Atlantic	W	5-4
Apr. 7	vs. East Carolina	W	2-0
Apr. 8	at North Carolina	L	2-3
Apr. 11	at Florida A&M	W	6-0
Apr. 14	at Jacksonville State	W	4-1
Apr. 14	at Jacksonville State	W	12-2
Apr. 17	Florida A&M	W	12-0
Apr. 18	at Florida	W	5-3
Apr. 18	at Florida	W	3-1
Apr. 21	East Carolina	W	9-2
Apr. 21	East Carolina	W	9-0
Apr. 28	Virginia*	W	8-0
Apr. 28	Virginia*	W	10-2
Apr. 30	at Troy	W	1-0
Apr. 30	at Troy	L	1-2
May 5	Maryland*	W	5-0
May 5	Maryland*	W	10-1
ACC Championship			
May 11	vs. Maryland	W	2-1
May 12	vs. North Carolina	L	0-2
May 13	vs. Maryland	W	4-0
May 13	vs. North Carolina	L	1-4
NCAA Tallahassee Regional			
May 17	Bethune-Cookman	W	6-2
May 18	Florida	W	6-2
May 19	California	L	0-1
May 19	Florida Atlantic	W	2-0
May 20	California	W	2-1
May 20	California	L	2-3



# YEAR-BY-YEAR RESULTS

## 2002 • (55-20, 6-0 ACC)

College World Series  
NCAA Semifinalist

Date	Opponent	Result	Score
Feb. 3	Georgia Southern	W	7-0
Feb. 3	Georgia Southern	W	4-0
Feb. 5	at Mercer	W	2-0
Feb. 5	at Mercer	W	2-1
Feb. 8	Florida Atlantic	L	2-4
Feb. 8	Washington	L	4-6
Feb. 9	South Carolina	L	0-4
Feb. 9	Louisville	W	4-1
Feb. 15	Georgia	L	2-3
Feb. 15	Syracuse	W	6-3
Feb. 16	Penn St	W	4-0
Feb. 16	Maryland	W	2-1
Feb. 17	St. Johns	W	8-3
Feb. 22	vs. Texas Tech	L	1-4
Feb. 22	at New Mexico St.	W	5-0
Feb. 23	vs. Dayton	W	5-0
Feb. 23	at New Mexico St.	W	1-0
Feb. 24	vs. Dayton	W	12-0
Feb. 24	vs. Texas Tech	L	7-8
Feb. 27	at Florida AGM	W	7-3
Mar. 1	Kansas	W	5-4
Mar. 3	Texas	W	1-0
Mar. 3	Mississippi St.	L	0-2
Mar. 6	Pittsburgh	W	7-0
Mar. 8	Middle Tenn St.	W	2-1
Mar. 8	Iowa St	W	7-0
Mar. 9	Auburn	W	5-4
Mar. 9	Michigan	L	0-1
Mar. 9	Massachusetts	L	2-3
Mar. 11	Southern Illinois	W	2-1
Mar. 14	vs. Oklahoma	W	1-0
Mar. 14	vs. Rutgers	W	5-1
Mar. 15	at CS-Fullerton	L	1-8
Mar. 15	vs. DePaul	W	11-5
Mar. 16	vs. Washington	W	3-2
Mar. 17	vs. Texas	L	2-4
Mar. 20	Maine	W	6-2
Mar. 20	Maine	W	1-0
Mar. 22	vs. Campbell	W	8-0
Mar. 22	vs. UNC-Greensboro	W	3-1
Mar. 23	vs. Princeton	W	5-1
Mar. 23	vs. Ohio St.	L	1-2
Mar. 23	vs. UCF	W	10-2
Mar. 24	vs. Troy	L	2-4
Mar. 28	at Florida AGM	W	2-1
Apr. 6	Florida AGM	W	6-0
Apr. 6	Florida AGM	W	18-3
Apr. 11	UAB	W	9-0
Apr. 11	UAB	W	5-3
Apr. 13	Georgia Tech*	W	7-3
Apr. 13	Georgia Tech*	W	4-2
Apr. 17	Florida	L	1-7
Apr. 17	Florida	W	6-1
Apr. 20	North Carolina*	W	7-6
Apr. 20	North Carolina*	W	9-5
Apr. 28	Jacksonville State	W	3-0
Apr. 28	Jacksonville State	W	6-1
Apr. 30	at Virginia*	W	4-0
Apr. 30	at Virginia*	W	6-3
May 4	Troy	W	7-2
May 4	Troy	W	9-1
May 7	Florida Atlantic	W	3-2
May 7	Florida Atlantic	L	0-5

ACC Championship			
May 10	North Carolina	W	3-2
May 11	Georgia Tech	L	0-2
May 11	North Carolina	L	2-5

NCAA Tallahassee Regional			
May 16	Auburn	W	2-1
May 17	Georgia Tech	L	0-7
May 19	UT-Chattanooga	W	1-0
May 19	Georgia Tech	W	3-2
May 19	Georgia Tech	W	6-1

College World Series			
May 23	vs. UCLA	W	2-1
May 24	vs. California	L	0-1
May 25	vs. Nebraska	W	4-3
May 26	vs. Arizona	L	2-6

## 2003 • (46-11, 8-0 ACC)

ACC Champions  
NCAA Regional

Date	Opponent	Result	Score
Feb. 1	at Georgia Southern	W	7-2
Feb. 1	at Georgia Southern	L	1-2
Feb. 4	Auburn	W	8-0
Feb. 4	Auburn	W	3-2 (10)
Feb. 7	Oregon	L	1-3
Feb. 7	Florida AGM	W	13-2
Feb. 8	Georgia	L	4-5(8)
Feb. 8	SE Louisiana	W	4-1
Feb. 14	Middle Tenn. St.	W	11-0
Feb. 14	Iowa State	W	3-1
Feb. 15	Middle Tenn. St.	W	6-3
Feb. 15	Iowa State	W	6-2
Feb. 18	at Florida AGM	W	5-0
Feb. 22	vs. Pacific	W	8-1
Feb. 22	vs. Oregon State	L	0-2
Feb. 23	vs. UMass	L	1-2
Feb. 26	Mercer	W	11-0
Feb. 28	Mississippi State	L	1-3
Mar. 2	Syracuse	W	6-1
Mar. 2	Pittsburgh	W	7-1
Mar. 5	at Troy	W	8-3
Mar. 5	at Troy	W	7-1
Mar. 7	Rutgers	W	6-0
Mar. 8	Winthrop	W	1-0
Mar. 8	Penn State	L	3-4 (11)
Mar. 12	vs. Long Beach State	W	4-0
Mar. 13	vs. Arizona	L	0-2
Mar. 14	vs. Louisiana	L	0-3
Mar. 22	vs. Princeton	W	5-1
Mar. 22	vs. Boston	W	2-1 (10)
Mar. 22	vs. Middle Tenn. St.	W	5-0
Mar. 23	vs. Georgia	W	4-3 (8)
Mar. 25	Maryland*	W	6-2
Mar. 25	Maryland*	W	3-2(10)
Mar. 27	at Florida AGM	W	9-2
Apr. 4	at Elon	W	6-0
Apr. 4	at Elon	W	6-0
Apr. 5	at North Carolina*	W	1-0
Apr. 5	at North Carolina*	W	4-0
Apr. 9	UCF	W	2-1 (9)
Apr. 9	UCF	W	2-0
Apr. 12	at Furman	W	6-0
Apr. 12	at Furman	W	12-0
Apr. 15	Florida AGM	W	8-0
Apr. 19	Jacksonville	W	9-0
Apr. 19	Jacksonville	W	2-0
Apr. 23	at Florida	W	5-0
Apr. 23	at Florida	W	7-3
Apr. 26	Virginia*	W	5-0
Apr. 26	Virginia*	W	12-1
May 4	at Georgia Tech*	W	4-0
May 4	at Georgia Tech*	W	6-0

ACC Championship			
May 9	Virginia	W	10-1
May 10	Georgia Tech	W	5-3
May 11	Virginia	W	10-2

NCAA Gainesville Regional			
May 15	vs. Texas-Arlington	L	0-1
May 16	vs. Oregon State	L	1-2

## 2004 • (62-12, 9-1 ACC)

ACC Champions  
College World Series

Date	Opponent	Result	Score
Feb. 7	Illinois State	W	11-3
Feb. 7	Louisville	W	8-0
Feb. 8	Minnesota	W	3-0
Feb. 8	Florida AGM	W	9-1
Feb. 11	at Mercer	W	5-1
Feb. 11	at Mercer	W	8-2
Feb. 15	Southern Miss	W	5-1
Feb. 15	Southern Miss	W	9-1
Feb. 17	Georgia Southern	W	8-0
Feb. 17	Georgia Southern	W	4-0
Feb. 20	at Jacksonville	W	3-2
Feb. 20	at Jacksonville	L	1-2
Feb. 22	Florida AGM	W	8-0
Feb. 27	vs. Army	W	10-0
Feb. 27	vs. Texas	W	2-1
Feb. 28	vs. Washington	W	7-1
Feb. 28	vs. Oklahoma	W	3-2
Feb. 29	vs. South Carolina	W	3-1
Feb. 29	vs. LSU	L	3-4
Mar. 5	Penn State	W	8-0
Mar. 5	Rhode Island	W	11-0
Mar. 6	Louisiana	L	0-1
Mar. 6	St. John's	W	7-4
Mar. 7	Connecticut	W	8-0
Mar. 9	Connecticut	W	7-4
Mar. 11	Notre Dame	W	4-3
Mar. 12	Texas AGM	W	8-0
Mar. 12	Robert Morris	W	9-1
Mar. 13	St. Joseph's	W	7-0
Mar. 13	Central Michigan	W	9-0
Mar. 13	St. Joseph's	W	14-0
Mar. 14	Michigan	W	1-0
Mar. 16	Troy	W	11-2
Mar. 16	Troy	W	6-2
Mar. 18	vs. Arizona State	W	1-0
Mar. 18	vs. Nebraska	L	0-1
Mar. 19	vs. UNLV	W	2-1
Mar. 20	vs. Fresno State	W	3-0
Mar. 20	at CS-Fullerton	W	3-0
Mar. 25	FIU	W	5-1
Mar. 25	FIU	W	11-0
Mar. 30	at Florida AGM	W	12-0
Apr. 3	Georgia Tech*	W	4-0
Apr. 3	Georgia Tech*	W	2-1
Apr. 5	at Florida AGM	W	12-0
Apr. 7	Florida	W	2-0
Apr. 10	at UCF	W	2-1
Apr. 10	at UCF	W	3-2
Apr. 14	Florida AGM	W	12-0
Apr. 17	at Virginia*	W	1-0
Apr. 17	at Virginia*	L	4-5
Apr. 18	Maryland*	W	7-0
Apr. 18	Maryland*	W	2-1
Apr. 24	North Carolina*	W	1-0
Apr. 24	North Carolina*	W	5-0
May 1	NC State*	W	8-0
May 1	NC State*	W	4-0
May 3	at Auburn	L	0-1
May 3	at Auburn	W	4-0
May 8	at Michigan	L	1-2
May 8	at Michigan	L	0-1
May 10	at Eastern Michigan	W	2-0
May 10	at Eastern Michigan	L	5-6

ACC Championship			
May 14	at Georgia Tech	W	3-2
May 15	at North Carolina	W	8-0
May 16	at Georgia Tech	W	3-1

NCAA Tallahassee Regional			
May 20	vs. Long Island	W	4-0
May 21	vs. CS-Northridge	W	1-0
May 22	vs. Oregon	W	5-4
May 23	vs. Oregon	L	0-1
May 23	vs. Oregon	W	2-0

College World Series			
May 27	vs. California	L	2-4
May 29	vs. Washington	W	2-0
May 30	vs. LSU	L	1-2

## 2005 • (35-28, 11-6 ACC)

NCAA Regional

Date	Opponent	Result	Score
Feb. 9	at Florida AGM	W	5-2
Feb. 9	at Florida AGM	L	7-10
Feb. 11	Missouri	L	2-3 (9)
Feb. 11	Nicholls State	W	2-0
Feb. 12	Nicholls State	W	7-3
Feb. 12	Missouri	L	3-6
Feb. 15	at Georgia Southern	L	0-1
Feb. 15	at Georgia Southern	W	3-0
Feb. 18	South Carolina	W	4-2
Feb. 18	Syracuse	W	5-4 (8)
Feb. 19	SE Louisiana	W	6-0
Feb. 19	Syracuse	L	1-2
Feb. 25	vs. Lehigh	W	5-1
Feb. 25	vs. Michigan State	W	4-1
Feb. 26	vs. Oklahoma	L	0-3
Feb. 26	vs. Fresno State	W	2-0
Mar. 2	Maine	W	1-0
Mar. 2	Maine	W	5-2
Mar. 4	at North Carolina*	W	2-0
Mar. 4	at North Carolina*	W	6-3
Mar. 5	at North Carolina*	L	2-3
Mar. 7	at NC State*	W	5-2
Mar. 7	at NC State*	L	1-2
Mar. 11	Iowa State	W	1-0
Mar. 11	Saint Joseph's	W	4-0
Mar. 12	Radford	W	4-0
Mar. 12	Eastern Kentucky	W	13-5
Mar. 13	Southern Illinois	L	0-4
Mar. 17	vs. Texas	L	2-7
Mar. 17	vs. Long Beach State	W	5-1
Mar. 18	vs. Arizona	L	0-6
Mar. 19	vs. Syracuse	L	3-4
Mar. 26	at Georgia Tech*	L	0-2
Mar. 26	at Georgia Tech*	L	1-3
Mar. 27	at Georgia Tech*	L	0-5
Mar. 30	Jacksonville	L	2-5
Mar. 30	Jacksonville	W	11-0
Apr. 2	Virginia Tech*	W	4-2
Apr. 2	Virginia Tech*	W	3-2
Apr. 3	Virginia Tech*	W	5-2
Apr. 13	UCF	L	1-2
Apr. 13	UCF	W	1-0
Apr. 16	Maryland*	W	1-0
Apr. 16	Maryland*	L	2-7
Apr. 17	Maryland*	W	2-0
Apr. 18	Florida AGM	W	4-1
Apr. 20	Florida AGM	W	5-1
Apr. 23	Virginia*	W	5-3
Apr. 23	Virginia*	W	4-0
Apr. 24	Virginia*	W	3-2
May 1	at Troy	L	3-5
May 1	at Troy	L	1-3
May 3	at Florida	L	4-7
May 3	at Florida	L	0-2
May 6	at BYU	W	12-3
May 6	at BYU	L	2-5
May 7	at Utah	L	5-8

ACC Championship			
May 12	vs. Virginia Tech	L	2-3
May 13	at Maryland	L	0-2

NCAA Auburn Regional			
May 20	at Auburn	W	5-0
May 21	vs. Baylor	L	5-9
May 22	at Auburn	W	2-0
May 27	vs. Baylor	L	3-5



# YEAR-BY-YEAR RESULTS

## 2006 • (44-30, 10-10 ACC)

NCAA Super Regional

Date	Opponent	Result	Score
Feb. 10	Louisville	L	3-12
Feb. 10	Samford	W	7-2
Feb. 11	Nicholls State	W	11-3
Feb. 14	Georgia Southern	W	3-2
Feb. 14	Georgia Southern	W	10-2
Feb. 17	South Carolina	W	4-3
Feb. 17	Iowa State	W	5-0
Feb. 18	South Carolina	L	2-4
Feb. 18	Iowa State	W	9-1
Feb. 22	at Jacksonville	W	8-1
Feb. 22	at Jacksonville	L	1-2
Feb. 24	vs. Louisiana	L	0-14
Feb. 24	vs. Tennessee	L	0-1
Feb. 28	at Florida AGM	W	5-2
Mar. 2	Michigan	L	0-9
Mar. 3	Michigan	L	3-6
Mar. 3	Western Michigan	W	2-1
Mar. 4	Maryland	W	6-5
Mar. 4	Michigan	L	0-5
Mar. 7	Connecticut	W	8-2
Mar. 7	Connecticut	W	1-0
Mar. 10	Connecticut	W	5-2(9)
Mar. 10	Kent State	L	2-4
Mar. 11	Western Illinois	W	11-6
Mar. 11	Georgia State	W	5-2
Mar. 12	Florida AGM	W	5-3
Mar. 12	St. John's	W	7-2
Mar. 13	North Carolina*	W	2-1
Mar. 14	North Carolina*	L	3-5
Mar. 14	North Carolina*	L	1-3
Mar. 16	at CS-Fullerton	L	1-6
Mar. 16	vs. Arizona State	W	1-0 (10)
Mar. 17	vs. Notre Dame	L	0-1
Mar. 18	vs. Michigan	L	3-11
Mar. 23	FIU	W	3-1
Mar. 23	FIU	W	8-0
Mar. 25	Boston College*	L	5-7
Mar. 25	Boston College*	W	8-0
Mar. 26	Boston College*	W	7-5
Mar. 29	Florida AGM	W	9-3
Mar. 30	Auburn	L	2-7
Apr. 1	Georgia Tech*	W	9-1
Apr. 1	Georgia Tech*	L	3-8
Apr. 2	Georgia Tech*	W	7-4
Apr. 3	at Florida AGM	L	0-4
Apr. 5	Florida	W	4-0
Apr. 5	Florida	W	6-5 (8)
Apr. 9	at Virginia*	L	0-1
Apr. 9	at Virginia*	W	8-5
Apr. 12	Florida AGM	W	9-3
Apr. 15	NC State*	L	0-2
Apr. 15	NC State*	L	5-6
Apr. 16	NC State*	W	2-0
Apr. 18	Troy	W	4-3
Apr. 18	Troy	L	2-4
Apr. 21	at Virginia Tech*	L	0-2
Apr. 22	at Virginia Tech*	L	2-10
Apr. 22	at Virginia Tech*	W	9-6
May 2	at UCF	W	2-0
May 2	at UCF	W	8-2
May 6	at Maryland*	L	4-6
May 6	at Maryland*	W	4-1
May 7	at Maryland*	W	8-4
ACC Championship			
May 11	Georgia Tech	W	10-1
May 12	NC State	W	6-0
May 13	Georgia Tech	L	3-4
May 13	Georgia Tech	W	7-4
May 14	NC State	L	1-4
NCAA Athens Regional			
May 19	vs. Coastal Carolina	W	7-1
May 20	at Georgia	W	3-2
May 21	at Georgia	L	1-3
May 21	at Georgia	W	2-0
NCAA Tempe Super Regional			
May 26	at Arizona State	L	1-6
May 27	at Arizona State	L	5-1

## 2007 • (44-25, 13-7 ACC)

NCAA Regional

Date	Opponent	Result	Score
Feb. 9	Samford	W	13-5
Feb. 9	Florida AGM	W	5-0
Feb. 10	Radford	W	2-1
Feb. 10	Samford	W	8-0
Feb. 13	at Georgia Southern	W	11-2
Feb. 16	Jacksonville	W	10-2
Feb. 16	Kansas	L	0-1
Feb. 17	South Carolina	W	8-3
Feb. 17	Memphis	W	8-0
Feb. 23	vs. Nebraska	W	2-1(9)
Feb. 23	vs. Mississippi State	W	4-2
Feb. 24	vs. Tennessee Tech	W	9-8(8)
Feb. 24	vs. Seton Hall	W	4-2
Feb. 25	Southern Illinois	L	1-4
Feb. 28	Michigan	L	3-4
Feb. 28	Michigan	L	2-3
Mar. 3	at NC State*	L	3-6
Mar. 3	at NC State*	W	4-0
Mar. 4	at NC State*	L	2-4
Mar. 9	Syracuse	W	8-0
Mar. 9	Georgia State	W	6-2
Mar. 10	Appalachian State	W	4-2
Mar. 10	Maine	W	9-1
Mar. 10	Florida AGM	W	9-4
Mar. 11	Southern Illinois	W	6-0
Mar. 11	Georgia	L	1-2
Mar. 13	Southern Miss	W	2-0
Mar. 13	Southern Miss	W	6-1
Mar. 15	vs. Washington	W	3-1
Mar. 15	vs. CS-Northridge	L	3-4
Mar. 16	vs. Michigan	L	2-4
Mar. 17	vs. NC State*	L	2-3
Mar. 17	at CS-Fullerton	L	3-4
Mar. 21	at Florida AGM	W	8-0
Mar. 24	Virginia Tech*	L	0-1
Mar. 24	Virginia Tech*	W	10-2
Mar. 25	Virginia Tech*	L	0-1
Mar. 28	UCF	L	0-1(12)
Mar. 28	UCF	W	8-3
Mar. 31	Maryland*	W	4-2(14)
Mar. 31	Maryland*	W	6-0
Apr. 1	Maryland*	W	8-0
Apr. 4	at Florida	L	1-5
Apr. 4	at Florida	L	3-4
Apr. 7	at Georgia Tech*	W	8-0
Apr. 7	at Georgia Tech*	L	1-9(8)
Apr. 8	at Georgia Tech*	L	6-7
Apr. 11	Florida AGM	W	9-1
Apr. 14	at Boston College*	W	9-0
Apr. 14	at Boston College*	W	6-3
Apr. 17	Jacksonville	W	8-0
Apr. 17	Jacksonville	W	3-0
Apr. 21	Virginia*	W	8-2
Apr. 21	Virginia*	W	4-2
Apr. 22	Virginia*	W	8-0
Apr. 28	at North Carolina*	L	3-4
Apr. 28	at North Carolina*	W	3-2
Apr. 29	at North Carolina*	W	6-3
May 2	at Troy	W	5-3
May 2	at Troy	W	4-2
May 3	North Florida	W	5-0
May 3	North Florida	W	2-1
May 6	at Auburn	L	2-7
ACC Championship			
May 10	vs. North Carolina	W	8-0
May 11	vs. Virginia Tech	L	0-4
May 11	vs. Maryland	W	7-4
May 12	vs. Georgia Tech	L	3-6
NCAA Tuscaloosa Regional			
May 18	vs. California	L	6-13
May 19	at Alabama	L	3-6

## 2008 • (38-28, 12-9 ACC)

NCAA Regional

Date	Opponent	Result	Score
Feb. 8	Southern Miss	W	11-3
Feb. 8	Louisville	L	3-4
Feb. 9	Troy	L	1-3
Feb. 9	Louisville	W	6-4
Feb. 13	at Florida AGM	W	9-1
Feb. 15	Jacksonville	L	2-5
Feb. 16	Bethune-Cookman	W	14-3
Feb. 17	Michigan State	L	2-3
Feb. 17	UAB	W	4-1
Feb. 19	at Jacksonville	W	10-0
Feb. 19	at Jacksonville	W	3-1
Feb. 23	North Carolina*	W	2-0
Feb. 23	North Carolina*	L	1-5
Feb. 24	North Carolina*	L	4-7
Feb. 27	Troy	L	0-3
Feb. 27	Troy	W	3-2
Feb. 29	vs. Massachusetts	W	6-0
Feb. 29	vs. Hofstra	W	1-0
Mar. 1	vs. Tennessee	L	5-8
Mar. 1	vs. Texas AGM	L	0-7
Mar. 2	vs. Iowa	W	2-0
Mar. 8	Appalachian State	W	2-0
Mar. 8	Connecticut	W	7-0
Mar. 9	Georgia State	W	1-0
Mar. 9	Georgia State	W	3-0
Mar. 11	Connecticut	W	2-1
Mar. 11	Connecticut	W	2-1
Mar. 14	at Virginia*	W	9-1
Mar. 14	at Virginia*	W	8-3
Mar. 15	at Virginia*	W	5-1
Mar. 18	Lipscomb	W	5-1
Mar. 18	Lipscomb	W	11-3
Mar. 20	vs. Arizona State	W	3-2
Mar. 20	vs. Long Beach State	L	2-6
Mar. 21	vs. Arizona	L	2-13
Mar. 21	vs. Washington	L	3-4
Mar. 22	at CS-Fullerton	W	4-1
Mar. 26	Georgia Southern	W	8-0
Mar. 26	Georgia Southern	W	4-3
Mar. 29	Boston College*	W	1-0
Mar. 29	Boston College*	L	1-6
Mar. 30	Boston College*	W	6-0
Apr. 2	Florida AGM	W	18-0
Apr. 5	at Maryland*	L	1-3
Apr. 5	at Maryland*	W	3-0
Apr. 6	at Maryland*	L	3-4
Apr. 9	at UCF	L	0-2
Apr. 9	at UCF	L	1-4
Apr. 12	Georgia Tech*	L	2-5
Apr. 12	Georgia Tech*	W	10-2
Apr. 13	Georgia Tech*	L	2-6
Apr. 16	Florida	L	1-6
Apr. 16	Florida	L	4-14
Apr. 18	Virginia Tech*	L	0-3
Apr. 19	Virginia Tech*	L	1-3
Apr. 19	Virginia Tech*	W	2-0
Apr. 26	NC State*	W	1-0
Apr. 26	NC State*	W	4-3
Apr. 27	NC State*	W	10-1
Apr. 30	at Michigan	L	2-6
Apr. 30	at Michigan	L	4-8
ACC Championship			
May 8	vs. Boston College	W	5-1
May 10	vs. Virginia Tech	L	0-2
NCAA Tuscaloosa Regional			
May 15	vs. Jacksonville State	L	3-4
May 16	vs. UT-Chattanooga	W	5-3
May 16	vs. Jacksonville State	L	1-10

## 2009 • (44-16, 17-4 ACC)

NCAA Regional

Date	Opponent	Result	Score
Feb. 6	vs. Iowa	W	6-0
Feb. 6	at Texas	L	2-3
Feb. 7	vs. Stephen F. Austin	W	4-3
Feb. 7	vs. Stephen F. Austin	W	10-5
Feb. 8	at Texas	W	6-4
Feb. 11	Florida AGM	W	5-0
Feb. 13	Appalachian State	W	6-0
Feb. 14	Miami (OH)	W	10-2
Feb. 15	Purdue	W	8-0
Feb. 15	Mississippi State	L	5-4
Feb. 18	South Alabama	W	6-1
Feb. 21	East Carolina	L	2-1
Feb. 21	Indiana	W	7-0
Feb. 22	UC-Riverside	W	13-2
Feb. 22	Michigan	W	6-5
Feb. 24	Michigan	L	0-1
Mar. 5	Bethune-Cookman	W	3-2
Mar. 6	Troy	W	2-0
Mar. 6	Liberty	W	11-3
Mar. 7	Middle Tenn. St.	W	6-1
Mar. 9	at North Carolina*	L	0-1
Mar. 10	at North Carolina*	W	6-2
Mar. 10	at North Carolina*	W	4-1
Mar. 12	vs. Washington	L	1-4
Mar. 12	vs. Oklahoma	L	1-3
Mar. 13	vs. Fresno State	L	0-1
Mar. 14	vs. Bowling Green	W	3-0
Mar. 15	vs. Texas	W	2-0
Mar. 18	Jacksonville	W	4-0
Mar. 18	Jacksonville	W	10-0
Mar. 23	at North Florida	W	7-0
Mar. 23	at North Florida	L	3-5
Mar. 24	at Florida AGM	W	5-1
Mar. 28	at Georgia Tech*	L	3-8
Mar. 28	at Georgia Tech*	L	0-3
Mar. 29	at Georgia Tech*	W	5-4
Apr. 4	Virginia Tech*	W	6-0
Apr. 4	Virginia Tech*	W	3-2
Apr. 5	Virginia Tech*	L	0-2
Apr. 7	Troy	W	8-0
Apr. 7	Troy	W	1-0
Apr. 8	at Florida	L	3-4
Apr. 11	Maryland*	W	1-0
Apr. 11	Maryland*	W	8-0
Apr. 12	Maryland*	W	1-0
Apr. 18	at NC State*	W	10-1
Apr. 18	at NC State*	W	1-0
Apr. 19	at NC State*	W	1-0
Apr. 25	Virginia*	W	3-1
Apr. 25	Virginia*	W	12-4
Apr. 26	Virginia*	W	5-1
May 2	at Boston College*	W	2-0
May 2	at Boston College*	W	1-0
May 3	at Boston College*	W	4-0
ACC Championship			
May 8	vs. Boston College	W	2-0
May 9	vs. North Carolina	W	4-1
May 10	vs. Georgia Tech	L	1-3
NCAA Tallahassee Regional			
May 15	vs. Oklahoma State	L	0-1
May 16	vs. Mississippi State	W	5-0
May 16	vs. Oklahoma State	L	0-1

# YEAR-BY-YEAR RESULTS

## 2010 • (44-18, 12-9 ACC)

### NCAA Regional

Date	Opponent	Result	Score
Feb. 11	Southern Miss	L	1-2
Feb. 13	Bowling Green	W	9-0
Feb. 13	Iona	W	9-1
Feb. 14	Mercer	W	2-1
Feb. 14	Bowling Green	W	8-1
Feb. 17	at Florida AGM	W	9-2
Feb. 19	Coastal Carolina	W	4-0
Feb. 20	South Dakota State	W	12-0
Feb. 20	Gardner-Webb	W	7-0
Feb. 20	Gardner-Webb	W	5-0
Feb. 21	South Dakota State	W	6-0
Feb. 24	at Jacksonville	W	8-0
Feb. 26	vs. Illinois	L	3-4
Feb. 26	vs. Southern Illinois	W	9-1
Feb. 27	vs. Miss. Valley State	W	8-3
Feb. 27	vs. Hofstra	W	8-0
Feb. 28	vs. Kent State	W	6-0
Mar. 5	vs. Eastern Michigan	W	8-0
Mar. 5	at Florida Atlantic	W	6-3
Mar. 6	vs. Connecticut	W	5-4
Mar. 6	vs. Michigan State	W	3-1
Mar. 7	vs. Miami (OH)	W	4-0
Mar. 9	vs. Michigan State	W	7-0
Mar. 13	North Carolina*	L	0-5
Mar. 13	North Carolina*	W	2-1
Mar. 14	North Carolina*	L	4-5
Mar. 16	FIU	W	8-3
Mar. 16	FIU	W	7-2
Mar. 18	Auburn	L	0-1
Mar. 19	vs. Texas Tech	L	1-2
Mar. 20	vs. Long Island	W	6-0
Mar. 20	vs. Northern Illinois	W	7-1
Mar. 21	vs. Syracuse	W	3-0
Mar. 24	at Georgia	W	4-3
Mar. 27	Boston College*	W	4-0
Mar. 27	Boston College*	W	6-0
Mar. 28	Boston College*	W	11-3
Apr. 3	at Maryland*	W	2-0
Apr. 3	at Maryland*	W	3-2
Apr. 4	at Maryland*	L	2-6
Apr. 7	at UCF	W	6-1
Apr. 10	NC State*	W	4-2
Apr. 10	NC State*	W	5-0
Apr. 11	NC State*	L	1-3
Apr. 14	Florida	L	4-8
Apr. 14	Florida	L	2-9
Apr. 17	at Virginia Tech*	L	7-8
Apr. 17	at Virginia Tech*	L	4-5
Apr. 18	at Virginia Tech*	W	3-1
Apr. 21	at South Alabama	W	2-0
Apr. 24	Georgia Tech*	L	1-14
Apr. 24	Georgia Tech*	W	6-2
Apr. 25	Georgia Tech*	L	2-5
May 1	at Virginia*	L	1-2
May 1	at Virginia*	W	9-6
May 2	at Virginia*	W	2-1
ACC Championship			
May 14	vs. Maryland	W	3-0
May 15	at Virginia Tech	W	5-3
May 16	vs. Georgia Tech	L	4-8
NCAA Athens Regional			
May 21	vs. Radford	W	10-1
May 22	at Georgia	L	2-5
May 22	vs. Radford	L	2-3

## 2011 • (32-28, 9-11 ACC)

### ACC Champions

### NCAA Regional

Date	Opponent	Result	Score
Feb. 11	UNC-Greensboro	L	0-1
Feb. 11	St. John's	L	5-11
Feb. 12	Hofstra	W	5-1
Feb. 12	UNC-Greensboro	W	13-3
Feb. 13	Hofstra	L	0-2
Feb. 15	Florida AGM	W	8-5
Feb. 18	Georgia Southern	W	6-4
Feb. 18	Middle Tennessee	W	10-3
Feb. 19	Kentucky	W	2-0
Feb. 19	Middle Tennessee	W	11-1
Feb. 20	Kentucky	L	2-7
Feb. 24	vs. BYU	W	6-4
Feb. 24	vs. Oregon State	L	5-6
Feb. 25	vs. Northwestern	L	0-3
Feb. 26	vs. Long Beach State	W	4-1
Feb. 26	vs. San Diego State	L	2-10
Mar. 5	Wisconsin	W	7-1
Mar. 5	Utah	L	4-5
Mar. 6	Utah	W	7-3
Mar. 6	Wisconsin	W	9-0
Mar. 8	at Auburn	L	3-5
Mar. 11	vs. Mississippi State	L	8-9
Mar. 12	at Alabama	L	0-8
Mar. 12	vs. Mississippi State	L	7-8
Mar. 13	at Alabama	L	2-9
Mar. 16	South Alabama	W	6-0
Mar. 19	at NC State*	W	3-2
Mar. 19	at NC State*	L	2-4
Mar. 20	at NC State*	W	7-2
Mar. 23	at Florida AGM	W	9-2
Mar. 26	at North Carolina*	L	0-1
Mar. 26	at North Carolina*	L	2-3
Mar. 27	at North Carolina*	L	0-4
Apr. 2	Virginia Tech*	W	1-0
Apr. 2	Virginia Tech*	L	1-2
Apr. 3	Virginia Tech*	L	3-4
Apr. 6	at UCF	L	1-2
Apr. 9	Virginia*	W	8-0
Apr. 9	Virginia*	L	1-2
Apr. 10	Virginia*	W	6-1
Apr. 12	Mercer	W	5-4
Apr. 12	Mercer	W	3-0
Apr. 13	North Florida	W	9-7
Apr. 13	North Florida	W	6-1
Apr. 16	at Boston College*	W	7-1
Apr. 16	at Boston College*	W	11-4
Apr. 23	Maryland*	L	0-1
Apr. 23	Maryland*	L	4-7
Apr. 24	Maryland*	W	5-0
May 4	at Florida	L	0-1
May 7	at Georgia Tech*	L	3-11
May 7	at Georgia Tech*	L	2-7
May 8	at Georgia Tech*	W	9-4

### ACC Championship

May 13	vs. Virginia Tech	W	9-2
May 14	vs. Virginia	W	12-5
May 15	vs. North Carolina	W	4-1

### NCAA Athens Regional

May 20	vs. UAB	L	0-2
May 21	vs. Georgia State	W	6-1
May 21	vs. UAB	W	13-1
May 22	at Georgia	L	2-10

## 2012 • (47-16, 16-5 ACC)

### NCAA Regional

Date	Opponent	Result	Score
Feb. 10	Stephen F. Austin	W	4-3 (8)
Feb. 10	Mississippi	W	10-6
Feb. 11	Tennessee Tech	W	5-2
Feb. 11	Tennessee Tech	W	8-0
Feb. 12	Mississippi	W	8-0
Feb. 17	Western Carolina	W	9-1
Feb. 18	Coastal Carolina	W	6-1
Feb. 18	North Dakota State	W	2-1
Feb. 19	Mercer	W	3-0
Feb. 22	UCF	W	6-2(9)
Feb. 24	vs. St. John's	W	5-1
Feb. 24	vs. Wisconsin	W	6-2
Feb. 25	vs. Southern Illinois	W	2-0
Feb. 25	vs. Marshall	W	4-1
Feb. 26	vs. Wisconsin	W	2-1
Mar. 2	vs. UC Santa Barbara	W	5-1
Mar. 3	vs. Radford	L	2-3
Mar. 3	at Hawaii	L	1-2
Mar. 4	vs. UC Santa Barbara	W	13-4
Mar. 4	at Hawaii	L	0-1
Mar. 10	NC State*	W	7-1
Mar. 10	NC State*	W	8-0
Mar. 11	NC State*	W	6-0
Mar. 13	UT-Chattanooga	W	1-0
Mar. 17	vs. Northwestern	W	1-0
Mar. 17	vs. Fairfield	W	2-0
Mar. 18	vs. Rutgers	L	0-1
Mar. 18	at USF	L	1-2
Mar. 20	Jacksonville	W	6-0
Mar. 20	Jacksonville	W	7-1
Mar. 21	at Florida AGM	W	10-1
Mar. 24	at Virginia*	W	5-0
Mar. 24	at Virginia*	W	2-0
Mar. 25	at Virginia*	W	3-1
Mar. 29	Florida Gulf Coast	W	5-0
Mar. 29	Florida Gulf Coast	W	7-1
Apr. 1	North Carolina*	W	8-3
Apr. 1	North Carolina*	L	2-4
Apr. 2	North Carolina*	W	3-1
Apr. 4	Florida	L	1-9
Apr. 6	at Virginia Tech*	L	5-11
Apr. 7	at Virginia Tech*	W	7-3
Apr. 7	at Virginia Tech*	W	3-1
Apr. 10	Florida AGM	W	5-3
Apr. 12	South Alabama	L	1-3
Apr. 15	Georgia Tech*	L	4-5
Apr. 15	Georgia Tech*	W	7-6
Apr. 16	Georgia Tech*	W	4-3
Apr. 18	at LSU	W	8-1
Apr. 19	at Troy	L	3-4
Apr. 21	Boston College*	W	12-4
Apr. 22	Boston College*	W	2-0
Apr. 22	Boston College*	W	5-0
May 1	at North Florida	W	8-1
May 1	at North Florida	W	5-0
May 5	at Maryland*	W	4-3
May 5	at Maryland*	L	1-4
May 6	at Maryland*	L	3-4 (10)

### ACC Championship

May 10	vs. NC State	W	6-2
May 11	vs. Georgia Tech	L	1-9

### NCAA Los Angeles Regional

May 18	vs. San Diego State	L	0-1
May 19	vs. UCLA	W	2-1
May 19	vs. San Diego State	L	0-1

## 2013 • (44-19, 18-2 ACC)

### NCAA Super Regional

Date	Opponent	Result	Score
Feb. 8	Florida AGM	W	4-0
Feb. 9	North Florida	W	3-1
Feb. 10	Bethune-Cookman	W	20-0
Feb. 10	Jacksonville	W	8-0
Feb. 15	Tulsa	L	2-3(8)
Feb. 15	Arkansas	W	9-1
Feb. 16	Hofstra	W	9-1
Feb. 16	Hofstra	W	4-0
Feb. 17	Tulsa	L	1-4
Feb. 20	at UCF	W	10-3
Feb. 22	vs. LIU Brooklyn	W	15-1
Feb. 22	vs. Washington	L	0-2
Feb. 23	vs. Oklahoma	L	0-6
Feb. 24	vs. Nebraska	L	0-2
Feb. 24	vs. Stanford	L	1-3
Feb. 28	Troy	W	12-6
Mar. 1	Southern Miss	L	1-2
Mar. 1	Troy	L	3-6
Mar. 2	Appalachian State	W	8-7
Mar. 2	Appalachian State	W	3-0
Mar. 3	Troy	W	8-0
Mar. 9	at NC State*	W	4-0
Mar. 9	at NC State*	W	11-2
Mar. 10	at NC State	W	2-0
Mar. 12	FIU	W	11-2
Mar. 12	FIU	W	7-4
Mar. 13	Tennessee State	W	8-0
Mar. 15	Minnesota	L	2-3
Mar. 16	Georgia Southern	W	4-0
Mar. 17	Minnesota	W	4-3
Mar. 17	Georgia Southern	W	12-3
Mar. 19	at Auburn	W	6-3
Mar. 22	North Carolina*	L	4-5
Mar. 24	North Carolina*	W	9-1
Mar. 24	North Carolina*	W	3-1
Mar. 27	at Florida	L	3-7(8)
Mar. 30	at Maryland*	L	4-5
Mar. 30	at Maryland*	W	13-1
Mar. 31	at Maryland*	W	14-9
Apr. 3	LSU	L	4-5
Apr. 6	Boston College*	W	10-0
Apr. 6	Boston College*	W	4-0
Apr. 7	Boston College*	W	7-3
Apr. 10	at South Alabama	L	0-4
Apr. 14	Virginia*	W	3-2(8)
Apr. 14	Virginia*	W	10-2
Apr. 15	Virginia*	W	2-0
Apr. 17	Florida	L	0-8
Apr. 20	at Virginia Tech*	W	4-2
Apr. 20	at Virginia Tech*	W	11-0
Apr. 21	at Virginia Tech*	W	4-3
Apr. 27	at Georgia Tech*	W	4-1(8)
Apr. 27	at Georgia Tech*	W	8-0

### ACC Championship

May 9	vs. Boston College	W	6-0
May 10	vs. North Carolina	W	3-0
May 11	vs. NC State	L	0-1

### NCAA Mobile Regional

May 17	vs. Mississippi State	W	5-2
May 18	vs. South Alabama	W	2-1
May 19	vs. South Alabama	L	0-3
May 19	vs. South Alabama	W	7-6(8)

### NCAA Austin Super Regional

May 25	vs. Texas	L	2-3
May 26	vs. Texas	L	0-4





# YEAR-BY-YEAR RESULTS

## 2014 • (55-9, 24-3 ACC)

ACC Champions

College World Series

Date	Opponent	Result	Score
Feb. 7	vs. Nebraska	L	3-4
Feb. 7	at New Mexico State	W	11-0
Feb. 8	vs. UTEP	W	8-0
Feb. 8	vs. St. Mary's	W	12-3
Feb. 9	vs. Nebraska	W	5-1
Feb. 14	Southern Miss	W	5-1
Feb. 14	North Dakota State	W	4-1
Feb. 15	North Dakota State	W	9-0
Feb. 15	Southern Miss	W	11-0
Feb. 16	Southern Miss	W	12-0
Feb. 16	North Dakota State	W	5-0
Feb. 19	UCF	W	6-1
Feb. 21	Charleston Southern	W	8-2
Feb. 22	UC Santa Barbara	W	5-2
Feb. 26	at Auburn	W	5-4
Feb. 28	vs. Houston	W	7-1
Feb. 28	vs. Purdue	W	2-1
Mar. 1	vs. Purdue	W	4-1
Mar. 1	at Alabama	L	0-1
Mar. 2	at Alabama	W	5-1
Mar. 8	at Virginia*	L	9-11
Mar. 8	at Virginia*	W	8-0
Mar. 9	at Virginia*	W	15-0
Mar. 11	vs. Virginia Tech*	W	12-0
Mar. 11	vs. Virginia Tech*	L	4-5
Mar. 12	at Florida Gulf Coast	W	5-0
Mar. 15	NC State*	W	4-1
Mar. 15	NC State*	W	4-2
Mar. 16	NC State*	W	5-1
Mar. 19	at UNF	W	11-1
Mar. 19	at UNF	W	8-0
Mar. 22	at Boston College*	W	5-1
Mar. 22	at Boston College*	W	5-1
Mar. 23	at Boston College*	W	8-0
Mar. 26	Florida AGM	W	8-0
Mar. 30	at North Carolina*	W	6-0
Mar. 30	at North Carolina*	W	5-3
Mar. 31	at North Carolina*	W	5-1
Apr. 2	at Florida	W	3-2 (8)
Apr. 5	Maryland*	W	10-2
Apr. 5	Maryland*	W	14-6
Apr. 6	Maryland*	W	7-5
Apr. 9	Florida	L	2-4
Apr. 13	at Notre Dame*	L	5-8
Apr. 13	at Notre Dame*	W	9-7 (9)
Apr. 16	at Pitt*	W	5-2
Apr. 16	at Pitt*	W	10-3
Apr. 19	Syracuse*	W	7-1
Apr. 19	Syracuse*	W	5-0
Apr. 20	Syracuse*	W	9-1
Apr. 26	Georgia Tech*	W	5-1
Apr. 26	Georgia Tech*	W	4-0
Apr. 27	Georgia Tech*	W	3-0

### ACC Championship

May 8	vs. Georgia Tech	W	11-5
May 9	vs. North Carolina	W	9-1
May 10	vs. Notre Dame	W	3-1

### NCAA Tallahassee Regional

May 16	vs. Fordham	W	6-1
May 17	vs. USF	W	2-0 (11)
May 18	vs. USF	W	2-1

### NCAA Tallahassee Super Regional

May 22	vs. Michigan	L	3-17
May 23	vs. Michigan	W	6-0
May 23	vs. Michigan	W	4-2

### Women's College World Series

May 29	vs. Oregon	L	0-3
May 31	vs. Baylor	L	2-7

## 2015 • (49-14, 20-3 ACC)

ACC Champions

NCAA Super Regional

Date	Opponent	Result	Score
Feb. 7	Georgia Southern	W	8-0
Feb. 7	Kentucky	W	3-2
Feb. 8	Kentucky	L	1-3
Feb. 8	Georgia Southern	W	4-0
Feb. 10	at Florida AGM	W	12-5
Feb. 13	Nebraska	W	4-1
Feb. 13	Western Kentucky	W	2-1
Feb. 14	Michigan	L	5-6
Feb. 14	Michigan	L	1-2
Feb. 15	Nebraska	W	3-2
Feb. 19	vs. Tennessee	L	1-4
Feb. 19	vs. South Carolina	W	4-3
Feb. 20	vs. Oklahoma State	W	4-1
Feb. 21	vs. California	L	6-7
Feb. 21	vs. UCLA	W	5-1
Feb. 28	Boston College	W	5-0
Feb. 28	Boston College	W	2-1
Mar. 1	Boston College	W	5-1
Mar. 6	vs. Coastal Carolina	W	9-0
Mar. 6	vs. Bethune-Cookman	W	12-0
Mar. 7	vs. Hofstra	W	2-1
Mar. 7	at Florida Atlantic	W	1-0
Mar. 8	vs. Coastal Carolina	W	8-0
Mar. 10	at Florida Atlantic	W	12-0
Mar. 12	USC Upstate	W	2-0
Mar. 14	Notre Dame	W	4-1
Mar. 14	Notre Dame	W	7-3
Mar. 15	Notre Dame	L	0-12
Mar. 17	Colgate	W	8-0
Mar. 18	Troy	L	4-6
Mar. 21	at Virginia Tech	W	7-6
Mar. 21	at Virginia Tech	W	7-5
Mar. 22	at Virginia Tech	W	5-2
Mar. 25	Auburn	W	10-7
Mar. 25	Auburn	L	4-10
Mar. 28	Pittsburgh	W	8-0
Mar. 28	Pittsburgh	W	7-0
Mar. 29	Pittsburgh	W	3-0
Apr. 1	Florida AGM	W	11-0
Apr. 3	at NC State	W	6-5
Apr. 3	at NC State	W	10-1
Apr. 4	at NC State	L	4-9
Apr. 8	Florida	L	1-5
Apr. 11	Louisville	L	0-1
Apr. 12	Louisville	W	9-1
Apr. 18	Virginia	W	9-1
Apr. 18	Virginia	W	8-0
Apr. 19	Virginia	W	8-0
Apr. 22	at Florida	L	0-5
Apr. 25	at Georgia Tech	W	2-1
Apr. 25	at Georgia Tech	W	3-2
Apr. 26	at Georgia Tech	W	8-1
Apr. 27	at Georgia State	W	6-3
May 3	at North Florida	W	15-1

### ACC Championship

May 7	vs. Boston College	W	4-2
May 8	vs. NC State	W	11-4
May 9	vs. Pittsburgh	W	6-2

### NCAA Tallahassee Regional

May 15	Dartmouth	W	5-1
May 16	UCF	W	2-1
May 17	UCF	W	5-0

### NCAA Knoxville Super Regional

May 21	at Tennessee	L	2-3
May 22	at Tennessee	W	6-1
May 22	at Tennessee	L	1-2

## 2016 • (55-10, 21-2 ACC)

ACC Champions

College World Series  
NCAA Semifinalist

Date	Opponent	Result	Score
Feb. 12	vs. St. John's	W	5-2
Feb. 12	at FIU	W	7-1
Feb. 13	vs. LIU Brooklyn	W	12-0
Feb. 13	vs. Illinois	L	1-5
Feb. 14	vs. Valparaiso	W	16-5
Feb. 17	Stephen F. Austin	W	11-0
Feb. 19	Michigan	L	2-6
Feb. 20	Michigan	L	3-10
Feb. 20	Minnesota	W	5-4
Feb. 21	Minnesota	W	2-0
Feb. 24	Florida AGM	W	10-1
Feb. 26	Hofstra	W	8-0
Feb. 26	Bradley	W	14-0
Feb. 27	UAB	W	10-0
Feb. 27	Bradley	W	9-0
Feb. 28	UAB	W	10-0
Mar. 4	at UCLA	W	3-0
Mar. 5	at CSUN	W	12-3
Mar. 5	vs. UC Davis	W	17-3
Mar. 6	vs. CSUN	W	10-0
Mar. 8	at Cal State Fullerton	W	10-1
Mar. 12	vs. Tulsa	W	8-0
Mar. 12	vs. Cal Poly	W	3-1
Mar. 19	Syracuse*	W	4-2
Mar. 19	Syracuse*	W	4-1
Mar. 20	Syracuse*	W	3-0
Mar. 25	at North Carolina*	W	15-6
Mar. 26	at North Carolina*	W	9-6
Mar. 26	at North Carolina*	W	12-5
Apr. 3	at Notre Dame*	W	14-5
Apr. 3	at Notre Dame*	L	4-5
Apr. 6	Jacksonville	W	4-0
Apr. 8	NC State*	W	10-2
Apr. 9	NC State*	W	5-4
Apr. 10	NC State*	W	12-4
Apr. 13	Florida	L	0-1 (12)
Apr. 16	at Boston College*	W	10-2
Apr. 16	at Boston College*	W	2-0
Apr. 17	at Boston College*	W	9-6
Apr. 20	at Auburn	L	6-9
Apr. 20	at Auburn	W	4-3
Apr. 23	Virginia Tech*	W	2-0
Apr. 23	Virginia Tech*	W	3-1
Apr. 24	Virginia Tech*	W	13-1
Apr. 26	UCF	W	7-1
Apr. 30	at Pittsburgh*	W	16-11
Apr. 30	at Pittsburgh*	W	4-3
May 1	at Pittsburgh*	W	15-5
May 4	Florida	L	1-7
May 5	Florida AGM	W	12-3
May 7	Louisville*	L	0-4
May 7	Louisville*	W	9-0
May 8	Louisville*	W	4-3

### ACC Championship

May 12	vs. Pittsburgh	W	8-0
May 13	vs. North Carolina	W	7-1
May 14	vs. Notre Dame	W	7-3

### NCAA Tallahassee Regional

May 20	Florida AGM	W	1-0
May 21	South Carolina	W	4-0
May 22	South Carolina	W	2-1

### NCAA Tallahassee Super Regional

May 27	Utah	W	6-2
May 28	Utah	W	3-0

### Women's College World Series

Jun 2	vs. Georgia	L	4-5
Jun 4	vs. UCLA	W	8-4
Jun 5	vs. Michigan	W	1-0
Jun 5	vs. Auburn	L	7-8 (8)

## 2017 • (55-8-1, 24-0 ACC)

ACC Champions

NCAA Super Regional

Date	Opponent	Result	Score
Feb. 10	Lipscomb	W	13-1
Feb. 10	Furman	W	5-1
Feb. 11	Marshall	W	1-0
Feb. 11	Furman	W	9-1
Feb. 12	Marshall	W	7-0
Feb. 15	Florida AGM	W	5-0
Feb. 17	Northwestern	W	3-2
Feb. 18	Northwestern	W	7-0
Feb. 18	Nebraska	W	9-0
Feb. 19	Nebraska	W	8-0
Feb. 23	vs. Texas AGM	L	0-2
Feb. 23	vs. Stanford	W	8-2
Feb. 24	vs. San Diego State	W	6-4
Feb. 25	vs. Arizona	W	1-0
Feb. 26	vs. UCLA	W	2-1
Feb. 26	vs. Michigan	T	5-5
Mar. 3	Georgia Tech	W	4-0
Mar. 4	Georgia Tech	W	13-8
Mar. 5	Georgia Tech	W	8-0
Mar. 8	North Florida	W	8-0
Mar. 8	North Florida	W	3-0
Mar. 10	at Virginia Tech	W	12-3
Mar. 10	at Virginia Tech	W	13-2
Mar. 11	at Virginia Tech	W	5-2
Mar. 14	at FGCU	W	7-0
Mar. 15	vs. Canisius	W	9-1
Mar. 15	at FGCU	W	13-1
Mar. 17	Notre Dame	W	6-0
Mar. 18	Notre Dame	W	6-0
Mar. 19	Notre Dame	W	16-0
Mar. 22	at UCF	W	4-0
Mar. 24	at Virginia	W	13-1
Mar. 25	at Virginia	W	8-0
Mar. 26	at Virginia	W	10-0
Mar. 31	Pitt	W	14-3
Apr. 1	Pitt	W	12-4
Apr. 2	Pitt	W	5-0
Apr. 8	at Syracuse	W	18-9
Apr. 9	at Syracuse	W	13-4
Apr. 9	at Syracuse	W	6-5
Apr. 12	at Florida	L	0-1
Apr. 14	at South Carolina	L	2-7
Apr. 15	at South Carolina	W	3-1
Apr. 18	at Troy	W	9-3
Apr. 18	at Troy	W	2-0
Apr. 23	at Louisville	W	11-0
Apr. 23	at Louisville	W	4-3
Apr. 24	at Louisville	W	5-4
Apr. 28	North Carolina	W	3-0
Apr. 29	North Carolina	W	8-1
Apr. 30	North Carolina	W	6-2
May 3	Florida	W	3-1
May 6	at Oregon	L	0-11
May 6	at Oregon	L	1-3
May 7	at Oregon	L	1-2

### ACC Championship

May 11	vs. Virginia	W	16-0
May 12	vs. Notre Dame	W	6-0
May 13	at North Carolina	W	4-3

### NCAA Tallahassee Regional

May 19	Princeton	W	3-0
May 20	Georgia	W	7-1
May 21	Georgia	W	8-5

### NCAA Tallahassee Super Regional

May 26	LSU	W	3-1
May 27	LSU	L	0-1
May 28	LSU	L	4-6

# YEAR-BY-YEAR RESULTS

## 2018 • (58-12, 21-3 ACC)

ACC Champions

College World Series

NCAA National Champions

Date	Opponent	Result	Score
Feb. 9	vs. Portland State	W	18-1
Feb. 9	at Texas State	W	4-2
Feb. 10	at Texas State	W	8-0
Feb. 10	vs. Portland State	W	11-1
Feb. 14	Florida AGM	W	9-0
Feb. 16	#14 Minnesota	W	3-2
Feb. 17	#14 Minnesota	W	9-3
Feb. 17	#20 Michigan	L	0-1
Feb. 18	#20 Michigan	W	2-0
Feb. 20	McNeese	W	1-6
Feb. 21	at South Alabama	L	1-3
Feb. 21	at South Alabama	W	14-1
Feb. 23	vs. UNI	W	9-0
Feb. 23	at #10 Alabama	L	0-3
Feb. 24	at #10 Alabama	W	3-1
Feb. 24	vs. Georgia State	W	8-0
Mar. 2	Hofstra	L	0-1 (10)
Mar. 2	#6 Oregon	L	0-5
Mar. 3	FGCU	W	6-2
Mar. 3	Hofstra	W	5-0
Mar. 4	#6 Oregon	W	2-1
Mar. 8	vs. Penn	W	12-0
Mar. 10	at North Florida-1	W	13-0
Mar. 10	at North Florida-2	W	9-6
Mar. 16	Virginia Tech	W	2-0
Mar. 17	Virginia Tech	W	8-3
Mar. 18	Virginia Tech	W	6-2
Mar. 21	Troy	W	12-2
Mar. 21	Troy	W	9-1
Mar. 23	Syracuse	W	1-0
Mar. 24	Syracuse	W	6-0
Mar. 25	Syracuse	W	5-4
Mar. 30	at Georgia Tech	W	13-2
Mar. 31	at Georgia Tech	W	4-2
Apr. 1	at Georgia Tech	W	11-3
Apr. 4	#19 Louisiana	W	8-0
Apr. 4	#19 Louisiana	W	7-1
Apr. 6	Pitt	W	2-1
Apr. 6	Pitt	L	0-1 (8)
Apr. 8	Pitt	W	8-0
Apr. 11	#6 Florida	W	4-1
Apr. 13	at Boston College	L	0-1
Apr. 13	at Boston College	W	5-4
Apr. 14	at Boston College	W	5-0
Apr. 21	Louisville	W	4-0
Apr. 22	Louisville	W	8-0
Apr. 23	Louisville	W	3-1
Apr. 25	at #5 Florida	L	1-5
Apr. 27	at Notre Dame	W	9-2
Apr. 28	at Notre Dame	W	11-2
Apr. 29	at Notre Dame	L	1-3
May 4	at NC State	W	9-1
May 5	at NC State	W	5-0
May 6	at NC State	W	3-0

ACC Championship

May 10	vs. Louisville	W	7-4
May 11	vs. Notre Dame	W	6-1
May 12	vs. Pitt	W	5-4

NCAA Tallahassee Regional

May 18	Jacksonville State	W	8-0
May 19	Auburn	W	2-1 (8)
May 20	Jacksonville State	W	10-0

NCAA Tallahassee Super Regional

May 25	#11 LSU	L	5-6
May 26	#11 LSU	W	8-5 (11)
May 26	#11 LSU	W	3-1

Women's College World Series

May 31	vs. #3 UCLA	L	4-7
Jun. 2	vs. #7 Georgia	W	7-2
Jun. 2	vs. #1 Oregon	W	4-1
Jun. 3	vs. #3 UCLA	W	3-1
Jun. 3	vs. #3 UCLA	W	12-6
Jun. 4	vs. #5 Washington	W	1-0
Jun. 5	vs. #5 Washington	W	8-3

## 2019 • (55-10, 19-5 ACC)

ACC Champions

NCAA Super Regional

Date	Opponent	Result	Score
Feb. 8	UNCW	W	7-2
Feb. 8	Iowa State	W	1-0
Feb. 9	UNCG	W	8-0
Feb. 9	Iowa State	W	5-0
Feb. 10	UNCW	W	10-0
Feb. 15	vs. Ohio State	W	3-1
Feb. 15	vs. #3 Oklahoma	W	7-4
Feb. 16	vs. #8 LSU	W	9-1
Feb. 16	vs. Minnesota	W	17-6
Feb. 17	vs. Florida Atlantic	W	10-5
Feb. 17	vs. #6 Tennessee	W	5-2
Feb. 20	South Alabama	W	4-1
Feb. 22	Elon	W	15-1
Feb. 22	Lipscomb	W	13-0
Feb. 23	Samford	W	13-0
Feb. 23	Lipscomb	W	14-2
Feb. 24	Samford	W	13-1
Mar. 2	vs. Toledo	W	5-4
Mar. 2	vs. Louisiana Tech	W	4-0
Mar. 3	vs. Dartmouth	W	8-4
Mar. 3	at UCF	W	2-1
Mar. 4	at UCF	W	9-3
Mar. 6	at Grand Canyon	L	3-5
Mar. 6	at Grand Canyon	W	11-1
Mar. 8	at #12 Arizona	W	5-3
Mar. 9	at #12 Arizona	L	3-11
Mar. 10	at #12 Arizona	W	4-3
Mar. 15	Notre Dame	W	11-1
Mar. 16	Notre Dame	L	4-7
Mar. 17	Notre Dame	W	5-0
Mar. 19	Florida AGM	W	8-0
Mar. 20	North Florida	W	9-1
Mar. 22	NC State	W	9-0
Mar. 23	NC State	W	8-6
Mar. 24	NC State	W	8-0
Mar. 29	at Virginia	W	11-0
Mar. 30	at Virginia	W	8-2
Mar. 31	at Virginia	W	16-3
Apr. 3	at #8 Florida	W	2-0
Apr. 6	at Louisville-1	L	0-2
Apr. 6	at Louisville-2	W	4-1
Apr. 8	at Louisville	L	9-10
Apr. 15	at North Carolina	L	5-6 (9)
Apr. 15	at North Carolina	L	0-1
Apr. 17	#6 Florida	L	0-4
Apr. 19	Boston College	W	5-0
Apr. 20	Boston College	W	7-0
Apr. 21	Boston College	W	4-0
Apr. 24	Troy	W	4-1
Apr. 26	Duke	W	8-0
Apr. 27	Duke	W	3-2
Apr. 28	Duke	W	8-1
May 3	at Syracuse	W	8-0
May 4	at Syracuse	W	9-1
May 5	at Syracuse	W	14-5

ACC Championship

May 9	vs. Georgia Tech	W	7-0
May 10	vs. Notre Dame	W	2-0
May 11	vs. North Carolina	W	8-0

NCAA Tallahassee Regional

May 17	Bethune-Cookman	W	8-0
May 18	South Florida	W	12-1
May 19	#21 South Carolina	W	7-6

NCAA Tallahassee Super Regional



May 23	#13 Oklahoma State	L	1-3 (9)
May 24	#13 Oklahoma State	W	4-1
May 25	#13 Oklahoma State	L	2-3

## 2020 • (17-7, 0-0 ACC)

Season cut short due to Covid-19

Pandemic

Date	Opponent	Result	Score
Feb. 7	RV North Carolina	W	2-1 (8)
Feb. 7	#1 Alabama	W	8-7 (8)
Feb. 8	Detroit Mercy	W	22-0 (5)
Feb. 8	#1 Alabama	W	8-0 (5)
Feb. 9	Detroit Mercy	W	12-0 (5)
Feb. 12	Florida AGM	W	10-2 (5)
Feb. 14	vs. #1 Washington	L	0-7
Feb. 14	vs. #13 Minnesota	L	6-7
Feb. 15	vs. #23 Northwestern	L	2-6
Feb. 16	vs. Liberty	W	7-1
Feb. 16	vs. #2 UCLA	L	2-3
Feb. 28	vs. #19 Baylor	L	1-2
Feb. 28	vs. Kent State	W	11-1
Feb. 29	vs. #19 Baylor	W	5-3
Feb. 29	at #21 Arkansas	W	2-1
Mar. 1	vs. Villanova	L	6-9
Mar. 3	Holly Cross	W	8-0 (8)
Mar. 4	at #22 UCF	W	8-3
Mar. 6	at Longwood	W	6-0
Mar. 7	vs. Creighton	W	2-1
Mar. 7	vs. Charleston Southern	W	10-5
Mar. 8	vs. Penn	W	8-0 (6)
Mar. 8	vs. Detroit Mercy	W	16-0 (5)
Mar. 11	at #7 Florida	L	2-5





# SERIES RECORDS

## ACC SERIES RECORDS

### BOSTON COLLEGE: (FSU LEADS 40-3)

Home:22-2..Away:12-1..Neutral:6-0..ACC:32-3

2001	W	1-0	H
	W	5-4	H
2006	L	5-7	H*
	W	8-0 (6)	H*
	W	7-5	H*
2007	W	9-0	A*
	W	6-3	A*
2008	W	1-0	H*
	L	1-6	H*
	W	6-0	H*
	W	5-1	N#
2009	W	2-0	A*
	W	1-0	A*
	W	4-0	A*
	W	2-0	N#
2010	W	4-0	H*
	W	6-0	H*
	W	11-3	H*
2011	W	7-1	A*
	W	11-4	A*
2012	W	12-4	H*
	W	2-0	H*
	W	5-0	H*
2013	W	10-0	H*
	W	4-0	H*
	W	7-3	H*
	W	6-0	H#
2014	W	5-1	N*
	W	5-1	N*
	W	6-0	N*
2015	W	5-0	H*
	W	2-1	H*
	W	5-1	H*
	W	4-2	N#
2016	W	10-2	A*
	W	2-0	A*
	W	9-6	A*
2018	L	0-1	A*
	W	5-4	A*
	W	5-0	A*
2019	W	5-0	H*
	W	7-0	H*
	W	4-0	H*

### DUKE: (FSU LEADS 3-0)

Home: 3-0..Away: 0-0..Neutral: 0-0..ACC: 0-0

2019	W	6-0	H*
	W	3-2	H*
	W	8-1	H*

### GEORGIA TECH: (FSU LEADS 61-26)

Home:23-9..Away:22-10..Neutral:16-7..ACC:47-16

1990	W	10-0	N
1992	W	10-0	N*
	W	6-0	N#
1993	W	3-0	A*
	W	2-0	A*
	W	12-0	N#
	W	11-0	N#
1994	W	6-1	H*
	W	2-1	H*
	W	11-0	N#
	W	2-1	N#
1995	W	9-4	A*
	W	10-1	A*
	W	2-1	N#
	W	5-2	N#
1996	W	2-0	H*
	L	1-3	H*
	W	5-4	N#
1997	W	5-1	A*
	W	8-5	A*
1998	W	3-2	H*
	W	4-1	H*
1999	W	7-0	A*
	W	8-5	A*
2000	L	1-2	H*
	L	2-8	H*
2001	W	7-0	A*
	L	1-2 (8)	A*
2002	W	7-3	H*
	W	4-2	H*
	L	0-2	N#

	L	0-7	N*
	W	3-2 (9)	N*
	W	6-1	N*
2003	W	4-0	A*
	W	6-0	A*
	W	5-3	N#
2004	W	4-0	H*
	W	2-1	H*
	W	3-2	H*
	W	4-0	H#
2005	L	0-2	A*
	L	1-3	A*
	L	0-5	A*
2006	W	9-1 (5)	H*
	L	3-8	H*
	W	7-4	H*
	W	10-1 (5)	N#
	L	3-4	N#
	W	7-4	N#
2007	W	8-0	A*
	L	9-1 (6)	A*
	L	7-6	A*
	L	6-3	N#
2008	L	2-5	H*
	W	10-2	H*
	L	2-6	H*
2009	L	3-8	A*
	L	0-3	A*
	W	5-4	A*
	L	3-1	N#
2010	L	1-14	H*
	W	6-2	H*
	L	2-5	H*
	L	4-8	N#
2011	L	3-11	A*
	L	2-7	A*
	W	9-4	A*
2012	L	4-5	H*
	W	7-6	H*
	W	4-3	H*
	L	1-9	N#
2013	W	4-1 (8)	A*
	W	8-0	A*
2014	W	5-1	H*
	W	4-0	H*
	W	3-0	H*
	W	11-5	N#
2015	W	2-1	A*
	W	3-2	A*
	W	8-1	A*
2017	W	4-0	H*
	W	13-8	H*
	W	8-0	H*
2018	W	13-2	A*
	W	4-2	A*
	W	11-3	A*

### LOUISVILLE: (FSU LEADS 14-6)

Home: 7-3..Away: 5-3..Neutral: 2-0..ACC: 9-2

2002	W	4-1	N
2004	W	8-0	H
2006	L	3-12 (6)	H
2008	L	3-4	H
	W	6-4	H
2015	L	0-1	A*
	W	9-1	A*
2016	L	0-4	H*
	W	9-0	H*
	W	4-3	H*
2017	W	11-0	A*
	W	4-3	A*
	W	5-4	A*
2018	W	4-0	H*
	W	8-0	H*
	W	3-1	H*
	W	7-4	N#
2019	L	0-2	A*
	W	4-1	A*
	W	9-10	A*

### NORTH CAROLINA: (FSU LEADS 73-26)

Home: 25-9..Away: 27-14..Neutral: 20-4..ACC: 42-18

1984	W	1-0	A
	W	5-0	A
	W	3-1	N
1986	W	1-0	N
1988	W	4-2	H
	W	8-4	H
	W	2-1 (8)	N
1989	L	1-2	H

	W	3-1	N
1990	W	1-0	N
1991	W	5-0	N
1992	W	12-1	N*
	L	0-1	A*
	W	11-0	N#
1994	W	5-1	A*
	W	6-2	A*
	L	0-1	A*
	W	6-5	N#
1995	W	6-3	H*
	W	3-1	H*
	W	8-2	N
	W	15-0	A
	W	2-1	A
	W	4-0	N#
1996	L	2-3	A*
	L	4-5	A*
	W	2-0	N
	W	3-1	N#
1997	W	6-0	A*
	W	12-4	A*
	W	5-4	N#
1998	W	3-2	H*
	W	7-6	H*
1999	L	0-6	A*
	W	8-3	A*
	W	2-1	N#
2000	W	10-9	H*
	W	5-4	H*
2001	W	2-0	A*
	W	5-0	A*
	L	2-3 (8)	N
	L	0-2	N#
2002	L	1-4	N#
	W	7-6 (8)	H*
	W	9-5	H*
	W	3-2	N#
	L	2-5	N#
2003	W	1-0	A*
	W	4-0	A*
2004	W	1-0	H*
	W	5-0	H
	W	8-0	H#
2005	W	2-0	A*
	W	6-3	A*
	L	2-3	A*
2006	W	2-1	H*
	L	3-5	H*
	L	1-3	H*
2007	L	4-3	A*
	W	3-2	A*
	W	6-3	A*
	W	8-0 (5)	N#
2008	W	2-0	H*
	L	1-5	H*
	L	4-7	H*
2009	L	1-0	A*
	W	6-2	A*
	W	4-1	A*
	W	4-1	A#
2010	L	0-5 (8)	H*
	W	2-1	H*
	L	4-5 (11)	H*
2011	L	0-1	A*
	L	2-3	A*
	L	0-4	A*
	W	4-1	N#
2012	W	8-3	H*
	L	2-4	H*
	W	3-1	H*
2013	L	4-5	H*
	W	9-1	H*
	W	3-1	H*
	W	3-0	H#
2014	W	6-0	A*
	W	5-3	A*
	W	5-1	A*
	W	9-1	N#
2016	W	15-6	A*
	W	9-6	A*
	W	12-5	A*
	W	7-1	N#
2017	W	3-0	H*
	W	8-1	H*
	W	6-2	H*
	W	4-3	A#
2019	W	8-6	A*
	L	5-6 (9)	A*
	L	0-1	A*
2020	W	2-1 (8)	H

### NC STATE: (FSU LEADS 38-11)

Home: 20-4..Away: 15-5..Neutral: 3-2..ACC: 29-6

2004	W	8-0	H*
	W	4-0	H*
2005	W	5-2	A*
	L	1-2	A*
2006	L	0-2 (9)	H*
	L	5-6	H*
	W	2-0	H*
	W	6-0	N#
	L	1-4	N#
2007	L	6-3	N
	W	4-0	A*
	L	4-2	A*
	L	3-2	A*
2008	W	1-0	H*
	W	4-3	H*
	W	10-1	H*
2009	W	10-1	A*
	W	1-0	A*
	W	1-0	A*
2010	W	4-2	H*
	W	5-0	H*
2011	W	1-3	H*
	W	3-2	A*
	L	2-4	A*
	W	7-2	A*
2012	W	7-1	H*
	W	8-0	H*
	W	6-0	H*
	W	6-2	N#
2013	W	4-0	A*
	W	11-1	A*
	W	2-0	A*
	L	0-1	H#
2014	W	4-1	H*
	W	4-2	H*
	W	5-1	H*
2015	W	6-5	A*
	W	10-1	A*
	L	4-9	A*
	W	11-4	N#
2016	W	10-2	H*
	W	5-4	H*
	W	12-4	H*
2018	W	9-2	A*
	W	5-0	A*
	W	3-0	A*
2019	W	9-0	H
	W	8-6	H
	W	8-0	H

### NOTRE DAME: (FSU LEADS 19-7)

Home: 9-3..Away: 4-3..Neutral: 6-1..ACC: 12-5

1991	W	7-0	N
1994	W	3-0	N
1996	L	0-1	H
2004	W	4-3	H
2006	L	0-1	N
2014	L	5-8	A*
	W	9-7 (9)	A*
	W	3-1	N#
2015	W	4-1	H*
	W	7-3	H*
	L	0-12	H*
2016	W	14-5	A*
	L	4-5	A*
	W	7-3	N#
2017	W	6-0	H*
	W	6-0	H*
	W	4-0	H*
2018	W	6-0	N#
	W	9-2	A*
	W	11-2	A*
	L	1-3	A*
	W	6-1	N#
2019	W	11-1	H
	L	4-7	H
	W	5-0	H
	W	2-0	H

### PITT: (FSU LEADS 18-1)

Home: 10-1..Away: 5-0..Neutral: 3-0..ACC: 13-1

2002	W	7-0	H
2003	W	7-1	H
2014	W	5-2	A*
	W	10-3	A*
2015	W	8-0	H*
	W	3-0	H*
	W	11-0	H*



# SERIES RECORDS

.....W.....	6-2	N#
2016.....W.....	16-11	A*
.....W.....	4-3	A*
.....W.....	15-5	A*
.....W.....	8-0	N#
2017.....W.....	14-3	H*
.....W.....	12-4	H*
.....W.....	5-0	H*
2018.....W.....	2-1	H*
.....L.....	0-1 (8)	H*
.....W.....	8-0	H*
.....W.....	5-4	N#

**SYRACUSE:  
(FSU LEADS 21-2)**

Home: 13-1...Away: 6-0...Neutral: 2-1...ACC: 12-0

2001.....W.....	3-2	H
2002.....W.....	6-3	N
2003.....W.....	6-1	H
2005.....W.....	5-4 (8)	H
.....L.....	1-2	N
.....L.....	3-4 (8)	N
2007.....W.....	8-0	H
2010.....W.....	3-0	N
2014.....W.....	7-1	H*
.....W.....	5-0	H*
.....W.....	9-1	H*
2016.....W.....	4-2	H*
.....W.....	4-1	H*
.....W.....	3-0	H*
2017.....W.....	18-9	A*
.....W.....	13-4	A*
.....W.....	6-5	A*
2018.....W.....	1-0	H*
.....W.....	6-0	H*
.....W.....	5-4	H*
2019.....W.....	8-0	A*
.....W.....	9-1	A*
.....W.....	14-5	A*

**VIRGINIA:  
(FSU LEADS 85-18)**

Home: 41-5...Away: 25-7...Neutral: 19-6...ACC: 52-10

1986.....W.....	4-0	H
.....L.....	1-2	H
1987.....W.....	7-0	H
.....L.....	2-5	H
1988.....W.....	4-0	N
.....W.....	5-0	H
.....W.....	7-1	H
1989.....W.....	4-2	H
.....W.....	5-1	H
.....W.....	2-0	N
1990.....W.....	1-0	H
.....W.....	5-0	H
1991.....W.....	9-1	H
.....W.....	2-1	H
.....L.....	1-2	N
.....L.....	0-2	N
1992.....W.....	10-0	N*
.....L.....	0-1	H*
.....W.....	5-2	H*
.....W.....	11-1	N#
1993.....W.....	7-0	H*
.....W.....	3-2	N*
.....L.....	0-1	N#
.....W.....	2-0	N#
.....W.....	4-2	N#
1994.....W.....	7-0	N*
.....W.....	4-3	H*
.....W.....	9-4	N*
.....W.....	8-0	A*
.....L.....	4-5	A*
.....L.....	0-2	N#
.....W.....	1-0	N#
.....L.....	0-3	N#
1995.....W.....	2-1	N
.....W.....	3-2	H*
.....W.....	3-0	H*
1996.....W.....	8-0	A*
.....W.....	5-4	A*
1997.....W.....	8-0	H*
.....L.....	3-6	H*
1998.....L.....	1-4	A*
.....L.....	0-3	A*
.....W.....	10-0	N#
.....W.....	2-1	N#
1999.....W.....	8-2	H*
.....W.....	2-1	H*
.....W.....	1-0	N#
.....W.....	3-0	N#
2000.....L.....	2-4	N#
.....W.....	3-1	N#
.....W.....	2-0	N#
.....W.....	3-2	A*

.....W.....	6-2	A*
2001.....W.....	8-0	H*
.....W.....	10-2	H*
2002.....W.....	4-0	A*
.....W.....	6-3	A*
2003.....W.....	5-0	H*
.....W.....	12-1	H*
.....W.....	10-1	H#
.....W.....	10-2	H#
2004.....W.....	1-0	A*
.....L.....	4-5	A*
2005.....W.....	5-3	H*
.....W.....	4-0	H*
.....W.....	3-2	H*
2006.....L.....	0-1	A*
.....W.....	8-5	A*
2007.....W.....	8-2	H*
.....W.....	4-2	H*
.....W.....	8-0	H*
2008.....W.....	9-1	A*
.....W.....	8-3	A*
.....W.....	5-1	A*
2009.....W.....	3-1	H*
.....W.....	12-4	H*
.....W.....	5-1	H*
2010.....L.....	1-2	A*
.....W.....	9-6	A*
.....W.....	2-1	A*
2011.....W.....	8-0	H*
.....L.....	1-2	H*
.....W.....	6-1	H*
.....W.....	12-5	N#
2012.....W.....	5-0	A*
.....W.....	2-0	A*
.....W.....	3-1	A*
2013.....W.....	3-2 (8)	H*
.....W.....	10-2	H*
2014.....W.....	2-0	H*
.....L.....	9-11	A*
.....W.....	8-0	A*
.....W.....	15-0	A*
2015.....W.....	9-1	H*
.....W.....	8-0	H*
.....W.....	8-0	H*
2017.....W.....	13-1	A*
.....W.....	8-0	A*
.....W.....	10-0	A*
.....W.....	16-0	N#
2019.....W.....	11-0	A*
.....W.....	8-2	A*
.....W.....	16-3	A*

**VIRGINIA TECH:  
(FSU LEADS 30-16)**

Home: 13-5...Away: 14-7...Neutral: 3-4...ACC: 28-13

2005.....W.....	4-2	H*
.....W.....	3-2	H*
.....W.....	5-2	H*
.....L.....	2-3 (14)	N#
2006.....L.....	0-2	A*
.....L.....	2-10 (5)	A*
.....W.....	9-6	A*
2007.....L.....	0-1	H*
.....W.....	10-2	H*
.....L.....	0-1	H*
.....L.....	0-4	N#
2008.....L.....	0-3	A*
.....L.....	1-3	A*
.....W.....	2-0	A*
.....L.....	0-2	N#
2009.....W.....	6-0	H*
.....W.....	3-2	H*
.....L.....	0-2	H*
2010.....L.....	7-8	A*
.....L.....	4-5	A*
.....W.....	3-1	A*
.....W.....	5-3	N#
2011.....W.....	1-0	H*
.....L.....	1-2 (10)	H*
.....L.....	3-4 (8)	H*
.....W.....	9-2	N#
2012.....L.....	5-11	A*
.....W.....	7-3	A*
.....W.....	3-1	A*
2013.....W.....	4-2	A*
.....W.....	11-0	A*
.....W.....	4-3	A*
2014.....W.....	12-0	N*
.....L.....	4-5	N*
2015.....W.....	7-6	A*
.....W.....	7-5	A*
.....W.....	5-2	A*
2016.....W.....	2-0	H*

.....W.....	3-1	H*
.....W.....	13-1	H*
2017.....W.....	12-3	A*
.....W.....	13-2	A*
.....W.....	5-2	A*
2018.....W.....	2-0	H*
.....W.....	8-3	H*
.....W.....	6-2	H*

**NON-CONFERENCE**

**ADELPHI:  
(FSU LEADS 5-1)**

Home: 2-0...Away: 0-0...Neutral: 3-1

1985.....L.....	0-2	N
1987.....W.....	1-0 (9)	N*
.....W.....	3-1 (13)	N*
1990.....W.....	4-0	H
1992.....W.....	12-2	N
.....W.....	5-0	H

**ALABAMA:  
(ALABAMA LEADS 8-4)**

Home: 2-0...Away: 3-6...Neutral: 1-0

1997.....W.....	2-0	A
.....L.....	5-6	A
1998.....W.....	4-1	N
2007.....L.....	3-6	A*
2011.....L.....	0-8	A
.....L.....	2-9	A
2014.....L.....	0-1	A
.....W.....	5-1	A
2018.....L.....	0-3	A
.....W.....	3-1	A
2020.....W.....	8-7 (8)	H
.....W.....	8-0 (5)	H

**APPALACHIAN STATE:  
(FSU LEADS 5-0)**

Home: 4-0...Away: 0-0...Neutral: 1-0

2007.....W.....	4-2	N
2008.....W.....	2-0	H
2009.....W.....	6-0	H
2013.....W.....	8-7	H
.....W.....	3-0	H

**ARIZONA:  
(ARIZONA LEADS 12-3)**

Home: 0-0...Away: 2-3...Neutral: 1-9

1991.....L.....	0-8	A
1992.....L.....	0-2	N
1995.....L.....	1-7	A
.....L.....	0-15	N*
1996.....L.....	4-8	N
.....L.....	6-9	N*
.....L.....	3-10	N*
2002.....L.....	2-6 (11)	N#
2003.....L.....	0-2	N
2005.....L.....	0-6	N
2008.....L.....	2-13	N
2017.....W.....	1-0	N
2019.....W.....	5-3	A
.....L.....	3-11	A
.....W.....	4-3	A

**ARIZONA STATE:  
(ASU LEADS 6-4)**

Home: 0-0...Away: 0-2...Neutral: 4-4

1986.....L.....	0-2	N
1989.....L.....	3-7 (9)	N
.....W.....	3-2	N
1998.....L.....	1-6	N
1999.....L.....	0-2	N
2004.....W.....	1-0	N
2006.....W.....	1-0 (10)	N
.....L.....	1-6	A*
.....L.....	1-5	A*
2008.....W.....	3-2	N

**ARKANSAS:  
(FSU LEADS 3-0)**

Home: 1-0...Away: 1-0...Neutral: 1-0

1997.....W.....	4-0	N
2013.....W.....	9-1	H
2020.....W.....	2-1	A

**ARMY:  
(FSU LEADS 1-0)**

Home: 0-0...Away: 0-0...Neutral: 1-0

2004.....W.....	10-0	N
-----------------	------	---

**AUBURN:  
(FSU LEADS 17-10-1)**

Home: 7-4...Away: 8-5-1...Neutral: 2-1

1997.....W.....	2-0	A
.....L.....	1-2	A
1998.....W.....	5-1	H
.....W.....	8-3	H
1999.....W.....	4-2	A
.....T.....	0-0	A
2000.....W.....	7-0	H
.....L.....	4-5	H
2002.....W.....	5-4	N
.....W.....	2-1	N*
2003.....W.....	6-0	H
.....W.....	3-2(10)	H
2004.....L.....	1-0	A
.....W.....	4-0	A
2005.....W.....	5-0	A*
.....W.....	2-0	A*
2006.....L.....	2-7	H
2007.....L.....	2-7	A
2010.....L.....	0-1 (9)	H
2011.....L.....	3-5	A
2013.....W.....	6-3	A
2014.....W.....	5-4	A
2015.....W.....	10-7	H
.....L.....	4-10	H
2016.....L.....	6-9	A
.....W.....	4-3	A
.....L.....	7-8	N#
2018.....W.....	2-1	H*

**AUSTIN PEAY:  
(FSU LEADS 1-0)**

Home: 0-0...Away: 0-0...Neutral: 1-0

1990.....W.....	5-1	N
-----------------	-----	---

**BALL STATE:  
(FSU LEADS 8-0-1)**

Home: 4-0...Away: 0-0...Neutral: 4-0-1

1985.....T.....	0-0	N
1986.....W.....	4-0	H
.....W.....	3-2	H
1991.....W.....	5-0	H
1992.....W.....	2-0	N
.....W.....	9-0	N
1996.....W.....	4-2	N
1997.....W.....	4-0	N
2001.....W.....	1-0	H

**BAYLOR:  
(BAYLOR LEADS 6-3)**

Home: 0-0...Away: 1-1...Neutral: 2-5

1984.....L.....	2-3	N
1985.....L.....	4-5	N
1987.....W.....	10-0	N
.....W.....	8-1	N
2005.....L.....	5-9	N*
.....L.....	3-5	N*
2014.....L.....	2-7	N#
2020.....L.....	1-2	N
.....W.....	5-3	N

**BETHUNE-COOKMAN:  
(FSU LEADS 8-0)**

Home: 4-0...Away: 2-0...Neutral: 2-0

2000.....W.....	9-0	A
.....W.....	1-0	A
2001.....W.....	3-2	H
.....W.....	6-2	N*
2008.....W.....	14-3	H
2009.....W.....	3-2	H
2013.....W.....	20-0	H
2015.....W.....	12-0	N
2019.....W.....	8-0	H

**BOSTON UNIVERSITY:  
(FSU LEADS 1-0)**

Home: 0-0...Away: 0-0...Neutral: 1-0

2003.....W.....	2-1(9)	N
-----------------	--------	---



# SERIES RECORDS

## BOWLING GREEN: (FSU LEADS 9-0)

Home: 8-0...Away: 0-0...Neutral: 1-0
1987.....W.....4-0.....H
.....W.....12-2.....H
.....W.....3-1.....H
1991.....W.....2-0.....H
.....W.....9-0.....H
1992.....W.....4-0.....H
2009.....W.....3-0.....N
2010.....W.....9-0.....H
.....W.....8-1.....H

## BRADLEY: (FSU LEADS 11-0)

Home: 10-0...Away: 0-0...Neutral: 1-0
1985.....W.....2-0.....H
.....W.....3-1.....H
.....W.....1-0.....H
1987.....W.....2-0.....N
1991.....W.....2-0.....H
1992.....W.....3-2.....H
1996.....W.....4-1.....H
.....W.....7-2.....H
1997.....W.....4-0.....H
2016.....W.....14-0.....H
.....W.....9-0.....H

## BRIGHAM YOUNG: (FSU LEADS 2-1)

Home: 0-0...Away: 1-1...Neutral: 1-0
2005.....W.....12-3.....A
.....L.....2-5.....A
2011.....W.....6-4.....N

## BROWN: (FSU LEADS 2-0)

Home: 2-0...Away: 0-0...Neutral: 0-0
1985.....W.....14-0.....H
.....W.....14-2.....H

## CALIFORNIA: (CAL LEADS 12-1)

Home: 1-4...Away: 0-0...Neutral: 0-8
1991.....L.....0-4.....N
1992.....L.....0-3.....N%
1998.....L.....1-4.....N
1999.....L.....0-4.....N
2000.....L.....0-1.....H
.....L.....0-1.....H
2001.....W.....2-1.....H
.....L.....1-2 (10).....H
2002.....L.....0-1.....N%
2004.....L.....4-2.....N%
2007.....L.....6-13.....N
2015.....L.....6-7.....N

## CAL POLY: (FSU LEADS 2-1)

Home: 0-0...Away: 0-0...Neutral: 2-1
1993.....W.....1-0.....N
2000.....L.....4-5.....N
2016.....W.....3-1.....N

## UC-DAVIS: (FSU LEADS 1-0)

Home: 0-0...Away: 1-0...Neutral: 1-0
2016.....W.....17-3.....N

## UC-RIVERSIDE: (FSU LEADS 2-0)

Home: 1-0...Away: 0-0...Neutral: 1-0
2001.....W.....8-0.....N
2009.....W.....13-2.....H

## UC-SANTA BARBARA: (FSU LEADS 3-0)

Home: 1-0...Away: 0-0...Neutral: 2-0
2012.....W.....5-1.....N
.....W.....13-4.....N
2014.....W.....5-2.....H

## CAL STATE FULLERTON: (FULLERTON LEADS 8-5)

Home: 0-0...Away: 3-5...Neutral: 2-3
1987.....L.....0-3.....N%
1992.....L.....4-5.....A
1993.....W.....4-1.....N
1994.....L.....0-7.....A
1995.....L.....5-9.....N
1996.....L.....11-12.....N
1997.....W.....4-2.....N
2002.....L.....1-8.....A
2004.....W.....3-0.....A
2006.....L.....1-6.....A
2007.....L.....3-4.....A
2008.....W.....4-1.....A
2016.....W.....10-1.....A

## CAL STATE NORTHRIDGE: (CSN LEADS 4-3)

Home: 1-0...Away: 1-0...Neutral: 1-4
1991.....L.....0-1.....N
1996.....L.....1-2.....N
1998.....L.....3-4.....N
2004.....W.....1-0.....H*
2007.....L.....3-4.....N
2016.....W.....12-3.....A
.....W.....10-0.....N

## CAMPBELL: (FSU LEADS 9-0)

Home: 2-0...Away: 2-0...Neutral: 5-0
1995.....W.....4-0.....N
.....W.....7-1.....N
1996.....W.....6-1.....N
1997.....W.....4-1.....N
1999.....W.....5-0.....H
.....W.....2-0.....H
2000.....W.....7-1.....A
.....W.....9-1.....A
2002.....W.....8-0.....N

## CANISIUS (FSU LEADS 1-0)

Home: 0-0...Away: 0-0...Neutral: 1-0
2017.....W.....9-1.....A

## CENTRAL MICHIGAN: (FSU LEADS 8-2)

Home: 3-1...Away: 0-0...Neutral: 5-1
1987.....L.....0-1.....N%
1988.....W.....6-2.....N
1990.....W.....1-0.....N
1993.....W.....5-0.....N
1998.....W.....10-1.....N
.....W.....11-4.....H
1999.....L.....1-5.....H
2001.....W.....3-1.....H
.....W.....2-0.....H
2004.....W.....9-0.....N

## CHARLESTON SOUTHERN: (FSU LEADS 1-0)

Home: 1-0...Away: 0-0...Neutral: 2-0
2014.....W.....8-2.....H
2020.....W.....10-5.....N

## COASTAL CAROLINA: (FSU LEADS 9-0)

Home: 2-0...Away: 0-0...Neutral: 7-0
1993.....W.....8-0.....N
.....W.....9-1.....N
1997.....W.....12-2.....N
.....W.....2-1.....N
2006.....W.....7-2.....N*
2010.....W.....4-0.....H
2012.....W.....6-1.....H
2015.....W.....9-0.....N
.....W.....8-0.....N

## COLGATE: (FSU LEADS 1-0)

Home: 1-0...Away: 0-0...Neutral: 0-0
2015.....W.....8-0.....H

## COLLEGE OF CHARLESTON: (FSU LEADS 2-0)

Home: 2-0...Away: 0-0...Neutral: 0-0
2001.....W.....8-0.....H
.....W.....9-1.....H

## COLORADO STATE: (SERIES TIED 1-1)

Home: 0-0...Away: 0-0...Neutral: 1-1
1999.....W.....3-2.....N
.....L.....4-5.....N

## CONNECTICUT: (FSU LEADS 27-4)

Home: 21-2...Away: 3-0...Neutral: 3-2
1989.....W.....3-0.....H
1990.....L.....1-3.....H
1991.....W.....2-1.....H
.....W.....1-0.....H
.....W.....2-0.....N
1992.....W.....1-0.....A
.....W.....4-3.....A
1993.....W.....1-0.....H
.....W.....8-0.....H
.....L.....1-4.....N
.....L.....1-2.....N%
1994.....W.....4-1.....A
1996.....W.....3-0.....H
.....W.....6-0.....H
1997.....W.....10-3.....N
.....W.....2-1.....H
.....L.....0-1.....H
.....W.....8-2.....H
1998.....W.....6-4.....H
.....W.....9-0.....H
2001.....W.....8-0.....H
.....W.....9-0.....H
2004.....W.....6-0.....H
.....W.....7-4.....H
2006.....W.....8-2.....H
.....W.....1-0.....H
.....W.....5-3.....H
2008.....W.....2-1.....H
.....W.....2-1.....H
.....W.....7-0.....H
2010.....W.....5-4.....N

## CREIGHTON: (FSU LEADS 3-1)

Home: 1-0...Away: 1-1...Neutral: 1-0
1988.....W.....4-0 (8).....A
.....L.....0-2.....A
1991.....W.....3-2.....H
2020.....W.....2-1.....N

## DARTMOUTH: (FSU LEADS 2-0)

Home: 1-0...Away: 0-0...Neutral: 1-0
2015.....W.....5-1.....H
2019.....W.....6-4.....N

## DAVIS & ELKINS: (FSU LEADS 1-0)

Home: 0-0...Away: 0-0...Neutral: 1-0
1984.....W.....9-0.....N

## DAYTON: (FSU LEADS 3-0)

Home: 0-0...Away: 0-0...Neutral: 3-0
1991.....W.....3-0.....N
2002.....W.....5-0.....N
.....W.....12-0.....N

## DEPAUL: (SERIES TIED 1-1)

Home: 0-0...Away: 0-0...Neutral: 1-1
1999.....L.....3-5.....N
2002.....W.....11-5.....N

## DETROIT: (FSU LEADS 6-0)

Home: 4-0...Away: 0-0...Neutral: 2-0
1985.....W.....5-0.....H
.....W.....6-1.....H

1991.....W.....9-0.....N
2020.....W.....22-0 (5).....H
.....W.....12-0 (5).....H
.....W.....16-0 (5).....N

## DRAKE: (FSU LEADS 2-0)

Home: 2-0...Away: 0-0...Neutral: 0-0
1993.....W.....6-0.....H
1996.....W.....1-0.....H

## DREXEL: (FSU LEADS 4-0)

Home: 4-0...Away: 0-0...Neutral: 0-0
1991.....W.....2-0.....H
.....W.....7-1.....H
1992.....W.....3-0.....H
.....W.....4-0.....H

## EAST CAROLINA: (FSU LEADS 21-2)

Home: 7-1...Away: 4-0...Neutral: 10-1
1984.....W.....2-0.....A
.....W.....3-0.....A
1986.....W.....3-0.....N
1987.....W.....10-0.....H
.....W.....2-1.....H
1989.....W.....5-0.....H
.....W.....5-0.....H
.....W.....3-0.....N
1990.....W.....7-2.....N
1991.....W.....13-0.....H
1992.....W.....5-2.....N
1993.....W.....13-0.....N
1994.....L.....0-1.....N
1995.....W.....10-2.....N
.....W.....4-3.....N
1996.....W.....2-1.....N
1997.....W.....10-0.....A
2000.....W.....1-0.....N
.....W.....7-0.....A
2001.....W.....2-0.....N
.....W.....9-2.....H
.....W.....9-0.....H
2009.....L.....2-1.....H

## EAST CENTRAL COLLEGE: (FSU LEADS 2-0)

Home: 2-0...Away: 0-0...Neutral: 0-0
1984.....W.....8-0.....H
.....W.....10-0.....H

## EASTERN ILLINOIS: (FSU LEADS 5-0)

Home: 5-0...Away: 0-0...Neutral: 0-0
1988.....W.....2-1.....H
.....W.....3-2.....H
.....W.....11-1.....H
1993.....W.....7-2.....H
1994.....W.....9-0.....H

## EASTERN KENTUCKY: (FSU LEADS 1-0)

Home: 1-0...Away: 0-0...Neutral: 0-0
2005.....W.....13-5.....H

## EASTERN MICHIGAN: (FSU LEADS 17-1)

Home: 10-0...Away: 1-1...Neutral: 6-0
1987.....W.....8-1.....N
1988.....W.....3-1.....H
.....W.....4-3.....H
.....W.....7-4.....N
1989.....W.....2-0.....H
.....W.....5-1.....H
1990.....W.....1-0.....H
.....W.....1-0.....H
1991.....W.....1-0.....N
.....W.....3-2.....N
1994.....W.....1-0.....H
1996.....W.....7-0.....H
1997.....W.....5-1.....H
1998.....W.....4-2.....H
2000.....W.....5-1.....N
2004.....W.....2-0.....A
.....L.....6-5.....A
2010.....W.....8-0.....N

# SERIES RECORDS

## ELON: (FSU LEADS 3-0)

Home: 1-0...Away: 2-0...Neutral: 0-0

2003	W	6-0	A
	W	6-0	A
2019	W	15-1	H

## FAIRFIELD: (FSU LEADS 1-0)

Home: 0-0...Away: 0-0...Neutral: 1-0

2012	W	2-0	N
------	---	-----	---

## FIU: (FSU LEADS 13-2)

Home: 12-2...Away: 1-0...Neutral: 0-0

1999	W	6-1	H
	W	1-0	H
2000	L	2-4	H
	W	8-3	H
2001	L	1-2	H
	W	3-2	H
2004	W	5-1	H
	W	11-0	H
2006	W	3-1	H
	W	8-0	H
2010	W	8-3	H
	W	7-2	H
2013	W	11-2	H
	W	7-4	H
2016	W	7-1	A

## FLORIDA: (FLORIDA LEADS 27-17)

Home: 8-13...Away: 8-14...Neutral: 1-0

1997	L	1-3	A
	W	8-1	A
1998	L	3-8	H
	W	5-3	H
1999	L	0-2	A
	W	6-4	A
2000	W	6-3	H
	L	3-5	H
2001	W	5-3	A
	W	3-1	A
	W	6-2	N*
2002	L	1-7	H
	W	6-1	H
2003	W	5-0	A
	W	7-3	A
2004	W	2-0	H
2005	L	4-7	A
	L	0-2	A
2006	W	4-0	H
	W	6-5	H
2007	L	1-5	A
	L	3-4	A
2008	L	1-6	H
	L	4-14	H
2009	L	3-4	A
2010	L	4-8	H
	L	2-9	H
2011	L	0-1	A
2012	L	1-9	H
2013	L	3-7 (8)	A
	L	0-8	H
2014	W	3-2 (8)	A
	L	2-4	H
2015	L	1-5	H
	L	0-5	A
2016	L	0-1 (2)	A
	L	1-7	H
2017	W	0-1	A
	W	3-1	H
2018	W	4-1	H
	L	1-5	A
2019	W	2-0	A
	L	0-4	H
2020	L	2-5	A

## FLORIDA A&M: (FSU LEADS 113-7)

Home: 64-2...Away: 48-5...Neutral: 1-0

1984	W	12-0	H
	W	9-0	H
	W	10-0	H
	W	11-1	A
	W	11-0	A
1985	W	3-0	A
	W	5-0	A
	W	3-0	A
	W	1-0	H
	W	8-0	H
1987	W	8-1	H
	W	6-3	H
	W	17-0	A
	W	7-1	A
1988	W	14-3	A
	W	11-0	A
	W	7-0	H
	W	3-0	H
	W	2-1	H
1989	W	11-0	A
	W	4-0	A
	W	3-0	H
	W	4-1	H
1990	W	6-2	A
	W	4-0	A
	W	10-0	H
	W	2-0	H
1991	W	8-0	A
	W	4-0	A
	W	7-1	H
	W	11-1	H
1992	W	12-0	A
	W	10-0	A
	W	7-0	H
	W	6-0	H
1993	W	7-0	A
	W	10-0	A
	W	10-0	H
	W	4-1	H
1994	W	3-0	A
	W	8-0	H
	W	7-0	A
	W	8-0	H
1995	W	8-0	H
	W	9-0	A
	W	10-0	A
	W	6-0	H
1996	W	8-0	H
	W	7-2	A
	W	13-0	A
	W	4-0	H
1997	W	7-0	A
	W	6-0	H
	L	1-2	A
	W	7-0	H
1998	W	4-2	A
	W	6-0	H
	L	1-3	H
	W	4-1	A
1999	L	2-3	A
	W	2-1	A
	W	10-1	H
	L	3-8	H
2000	W	9-0	A
	W	8-7	H
	W	3-0	H
	W	9-1	H
	W	7-0	A
2001	W	1-0	H
	W	11-0	N
	L	4-5	A
	W	7-0	H
	W	6-0	A
	W	12-0	H
2002	W	7-3	A
	W	2-1	A
	W	6-0	H
	W	18-3	H
2003	W	13-2	H
	W	5-0	A
	W	9-2	A
	W	8-0	H
2004	W	9-1	H
	W	8-0	H
	W	12-0	A
	W	12-0	A
2005	W	5-2	A
	L	7-10	A
	W	4-1	H
	W	5-1	H
2006	W	4-0	H
	W	6-5	H

	W	9-3	H
	L	0-4	A
	W	9-3	H
2007	W	5-0	H
	W	9-4	H
	W	8-0	A
	W	9-1 (15)	H
2008	W	9-1	A
	W	18-0	H
2009	W	5-0	A
	W	5-1	A
2010	W	9-2	A
2011	W	8-5	H
	W	9-2	A
2012	W	10-1	A
	W	5-3	H
2013	W	4-0	H
2014	W	8-0	H
2015	W	12-5	A
	W	11-0	H
2016	W	10-1	H
	W	12-3	H
	W	1-0	H*
2017	W	5-0	H
2018	W	9-0	H
2019	W	8-0	H
2020	W	10-2 (5)	H

## FLORIDA ATLANTIC: (FSU LEADS 12-7)

Home: 2-3...Away: 5-1...Neutral: 5-3

1996	L	0-1	N
1997	W	5-1	N
	W	4-0	N
1999	L	4-8	N
	L	0-1	N
2000	L	2-3	H
	W	2-0	H
	W	2-0	A
2001	L	1-2 (10)	A
	W	1-0	A
	W	5-4 (8)	N
	W	2-0	N*
2002	L	2-4	H
	W	3-2	H
	L	0-5	H
2010	W	6-3	A
2015	W	1-0	A
	W	12-0	A
2019	W	10-5	N

## FLORIDA GULF COAST: (FSU LEADS 6-0)

Home: 3-0...Away: 3-0...Neutral: 0-0

2012	W	5-0	H
	W	7-1	H
2014	W	5-0	A
2017	W	7-0	A
	W	13-1	A
2018	W	6-2	H

## FLORIDA SOUTHERN: (FSU LEADS 3-0)

Home: 1-0...Away: 0-0...Neutral: 2-0

1986	W	7-0	N
	W	2-0	N
	W	7-3	H

## FORDHAM: (FSU LEADS 1-0)

Home: 1-0...Away: 0-0...Neutral: 0-0

2014	W	6-1	H*
------	---	-----	----

## FRESNO STATE: (FRESNO STATE LEADS 6-4)

Home: 1-0...Away: 0-1...Neutral: 3-5

1990	W	1-0	N%
1991	L	0-3	N%
1993	L	1-2	N
1997	L	0-2	N
1998	W	2-1	N
2000	L	0-2	N
	L	1-2	A
2004	W	3-0	H
2005	W	2-0	N
2009	L	0-1	N

## FURMAN: (FSU LEADS 12-1)

Home: 7-0...Away: 2-0...Neutral: 3-1

1985	W	13-0	H
1986	W	3-2	H
	L	0-1	N
1987	W	1-0 (8)	H
	W	8-2	N
1988	W	2-0	H
1989	W	5-0	N
1999	W	2-0	H
2000	W	8-0	N
2003	W	6-0	A
	W	12-0	A
2017	W	5-1	H
	W	9-1	H

## GARDNER-WEBB: (FSU LEADS 2-0)

Home: 2-0...Away: 0-0...Neutral: 0-0

2010	W	7-0	H
	W	5-0	H

## GEORGE MASON: (FSU LEADS 3-0)

Home: 1-0...Away: 0-0...Neutral: 2-0

1984	W	5-0	H
1985	W	5-0	N
1987	W	3-0	N

## GEORGIA: (FSU LEADS 9-8)

Home: 2-2...Away: 4-4...Neutral: 2-2

1998	W	6-5	N
1999	W	5-0	N
	L	0-5	A
	W	6-0	A
2002	L	2-3	N
2003	L	4-5 (8)	H
2006	W	3-2	A*
	L	1-3	A*
	W	2-0	A*
2007	L	1-2	H
2010	W	4-3	A
	L	2-5	A*
2011	L	2-10	A*
2016	L	4-5	N%
2017	W	7-1	H*
	W	8-5	H*
2018	W	7-2	N%

## GEORGIA SOUTHERN: (FSU LEADS 38-3)

Home: 25-0...Away: 12-3...Neutral: 1-0

1991	W	6-2	A
	W	5-1	A
	W	4-0	H
	W	9-1	H
1992	W	8-0	A
	W	13-3	A
	W	6-0	H
	W	2-0	H
1993	W	6-0	N
1994	W	10-1	H
	W	8-0	H
1996	W	2-1	H
	W	5-0	H
1997	W	8-0	A
	W	5-3	A
1998	W	6-2	H
	W	3-1	H
1999	L	1-3	A
	W	2-0	A
2000	W	8-0	H
	W	6-1	H
2001	W	8-0	A
	W	4-0	A
2002	W	7-0	H
	W	4-0	H
2003	W	7-2	A
	L	2-1	A
2004	W	8-0	H
	W	4-0	H
2005	L	0-1	A
	W	3-0	A
2006	W	3-2	H
	W	10-2 (5)	H
2007	W	11-2	A
2008	W	8-0	H





# SERIES RECORDS

2019.....W.....4-0.....N
<b>LSU:</b>
<b>(SERIES TIED 6-6)</b>
Home: 4-3...Away: 1-0...Neutral: 1-2
1998.....W.....4-2.....H
2004.....L.....3-4.....N
.....L.....1-2.....N#
2012.....W.....8-1.....A
2013.....L.....4-5.....H
2017.....W.....3-1.....H#
.....L.....0-1.....H#
.....L.....4-6.....H#
2018.....L.....5-6.....H#
.....W.....8-5 (11).....H#
.....W.....3-1.....H#
2019.....W.....9-1.....N

<b>MAINE:</b>
<b>(FSU LEADS 11-0)</b>
Home: 10-0...Away: 0-0...Neutral: 1-0
1986.....W.....1-0.....H
.....W.....10-0.....H
1988.....W.....1-0.....H
1990.....W.....7-0.....N
2002.....W.....6-2.....H
.....W.....1-0.....H
2004.....W.....7-0.....H
.....W.....2-1.....H
2005.....W.....1-0.....H
.....W.....5-2.....H
2007.....W.....9-1(5).....H

<b>MARSHALL:</b>
<b>(FSU LEADS 5-0)</b>
Home: 4-0...Away: 0-0...Neutral: 1-0
1995.....W.....8-0.....H
.....W.....7-0.....H
2012.....W.....4-1.....N
2017.....W.....1-0.....H
.....W.....7-0.....H

<b>MARYLAND:</b>
<b>(FSU LEADS 48-14)</b>
Home: 24-4...Away: 13-9...Neutral: 11-1
ACC: 34-14
1996.....W.....4-0.....A*
.....W.....6-2.....A*
.....W.....8-0.....N
.....W.....3-0.....N#
1997.....W.....1-0.....H*
.....W.....3-0.....H*
.....W.....4-3.....N#
.....L.....1-2.....N#
1998.....L.....3-5.....A*
.....W.....9-1.....A*
.....W.....1-0.....N#
1999.....W.....2-0.....H
.....W.....4-1.....H*
.....L.....3-5.....H*
2000.....W.....6-2.....N#
.....W.....3-0.....N#
.....W.....10-3.....A*
.....W.....3-2.....A*
2001.....W.....5-3.....N*
.....W.....5-0.....H*
.....W.....10-1.....H*
.....W.....2-1 (11).....N#
.....W.....4-0.....N#
2002.....W.....2-1.....H
2003.....W.....6-2.....H*
.....W.....3-2 (10).....H*
2004.....W.....7-0.....H*
.....W.....2-1.....H*
2005.....W.....1-0 (9).....H*
.....L.....2-7.....H*
.....W.....2-0.....H*
.....L.....0-2.....A#
2006.....W.....6-5.....H*
.....L.....4-6.....A*
.....W.....4-1.....A*
.....W.....8-4.....A*
2007.....W.....4-2(14).....H*
.....W.....6-0.....H*
.....W.....8-0(5).....H*
.....W.....7-4.....N#
2008.....L.....1-3.....A*
.....W.....3-0.....A*
.....L.....3-4.....A*
2009.....W.....1-0.....H*
.....W.....8-0.....H*
.....W.....1-0.....H*

2010.....W.....2-0.....A*
.....W.....3-2 (8).....A*
.....L.....2-6.....A*
.....W.....3-0.....N#
2011.....L.....0-1.....H*
.....L.....4-7.....H*
.....W.....5-0.....H*
2012.....W.....4-3.....A*
.....L.....1-4.....A*
.....L.....3-4 (10).....A*
2013.....L.....4-5.....A*
.....W.....13-1.....A*
.....W.....14-9.....A*
2014.....W.....10-2.....H*
.....W.....14-6.....H*
.....W.....7-5.....H*

<b>MASSACHUSETTS:</b>
<b>(FSU LEADS 12-5)</b>
Home: 5-1...Away: 3-1...Neutral: 4-3
1991.....W.....2-0.....A
1992.....W.....3-1.....N
.....L.....2-4.....N#
1993.....W.....5-0.....A
1995.....W.....5-4.....H
.....W.....4-3.....H
.....L.....0-8.....A
.....W.....2-0.....A
1996.....W.....4-1.....N
.....W.....3-1.....H
1998.....W.....4-0.....N
.....W.....1-0.....H
1999.....W.....1-2.....H
.....W.....6-0.....H
2002.....L.....2-3.....N
2003.....L.....1-2.....N
2008.....W.....6-0.....N

<b>MCNEESE ST:</b>
<b>(MCNEESE ST LEADS 2-0)</b>
Home: 0-1...Away: 0-0...Neutral: 0-1
1985.....L.....0-4.....N
2018.....L.....1-6.....H

<b>MEMPHIS:</b>
<b>(FSU LEADS 1-0)</b>
Home: 1-0...Away: 0-0...Neutral: 0-0
2007.....W.....8-0(6).....N

<b>MERCER:</b>
<b>(FSU LEADS 29-0)</b>
Home: 17-0...Away: 12-0...Neutral: 0-0
1993.....W.....5-0.....H
.....W.....7-0.....H
1994.....W.....9-3.....H
.....W.....6-0.....H
.....W.....6-0.....A
.....W.....5-0.....A
1995.....W.....3-0.....H
.....W.....10-2.....H
1996.....W.....4-1.....A
.....W.....5-2.....A
1997.....W.....1-0.....H
.....W.....5-1.....H
1998.....W.....5-1.....A
.....W.....9-1.....A
1999.....W.....9-0.....H
.....W.....10-0.....H
2000.....W.....7-0.....A
.....W.....7-4.....A
2001.....W.....4-0.....H
.....W.....8-0.....H
2002.....W.....2-0.....A
.....W.....2-1.....A
2002.....W.....11-0.....H
2004.....W.....5-1.....A
.....W.....8-2.....A
2010.....W.....2-1.....H
2011.....W.....5-4.....H
.....W.....3-0.....H
2012.....W.....3-0.....H

<b>MIAMI (OHIO):</b>
<b>(FSU LEADS 13-6)</b>
Home: 10-6...Away: 0-0...Neutral: 3-0
1987.....W.....3-0.....N
.....W.....3-2 (10).....N
1988.....W.....5-1.....H
1989.....L.....3-4.....H
.....L.....0-1.....H
.....W.....5-0.....H
1991.....W.....2-0.....H
.....L.....0-8.....H
.....W.....5-1.....H
1992.....L.....0-2.....H
1995.....W.....9-1.....H
1997.....W.....2-1.....H
1998.....L.....1-4.....H
.....L.....1-3.....H
1999.....W.....2-0.....H
.....W.....6-2.....H
2000.....W.....8-0.....H
2009.....W.....10-2.....H
2010.....W.....4-0.....N

<b>MICHIGAN:</b>
<b>(MICHIGAN LEADS 25-7-1)</b>
Home: 6-18...Away: 0-4...Neutral: 1-3-1
1990.....W.....1-0.....H
.....L.....2-3.....H
1995.....L.....1-2.....H
.....L.....0-5.....H
1996.....L.....1-6.....H
1999.....L.....0-5.....N
2000.....L.....1-6.....H
2002.....L.....0-1.....H
2004.....W.....1-0.....H
.....L.....2-1.....A
.....L.....1-0.....A
2006.....W.....0-9 (6).....H
.....L.....3-6.....H
.....L.....0-5.....H
.....L.....3-11.....N
2007.....L.....4-3.....H
.....L.....3-2.....H
.....L.....4-2.....N
2008.....L.....2-6.....A
.....L.....4-8.....A
2009.....W.....6-5.....H
.....L.....1-0.....H
2014.....L.....3-17.....H*
.....W.....6-0.....H*
.....W.....4-2.....H*
2015.....L.....5-6.....H
.....L.....1-2.....H
2016.....L.....2-6.....H
.....L.....3-10.....H
.....W.....1-0.....N#
2017.....L.....5-5.....N
2018.....L.....0-1.....H
.....W.....2-0.....H

<b>MICHIGAN STATE:</b>
<b>(FSU LEADS 8-4)</b>
Home: 2-2...Away: 0-1...Neutral: 6-1
1985.....W.....2-0.....H
.....W.....5-0.....H
1986.....W.....2-0.....N
1990.....W.....2-0.....N
1996.....W.....6-2.....N
1997.....L.....2-6.....N
1999.....L.....0-3.....H
.....L.....4-5.....A
2005.....W.....4-1.....N
2008.....L.....2-3.....H
2010.....W.....3-1.....N
.....W.....7-0.....N

<b>MIDDLE TENNESSEE:</b>
<b>(FSU LEADS 7-0)</b>
Home: 7-0...Away: 0-0...Neutral: 1-0
2002.....W.....2-1 (10).....H
2003.....W.....11-0.....H
.....W.....6-3.....H
.....W.....5-0.....N
2009.....W.....6-1.....H
2011.....W.....10-3.....H
.....W.....11-1.....H

<b>MILLIKIN:</b>
<b>(FSU LEADS 1-0)</b>
Home: 1-0...Away: 0-0...Neutral: 0-0
1985.....W.....6-0.....H

<b>MINNESOTA:</b>
<b>(FSU LEADS 10-2)</b>
Home: 9-1...Away: 0-0...Neutral: 1-1
1993.....W.....3-1.....N
1999.....W.....5-0.....H
.....W.....5-2.....H
2004.....W.....3-0.....H
2013.....L.....2-3.....H
.....W.....4-3.....H
2016.....W.....5-4.....H
.....W.....2-0.....H
2018.....W.....3-2.....H
.....W.....9-3.....H
2019.....W.....17-6.....N
2020.....L.....6-7.....N

<b>MISSISSIPPI:</b>
<b>(FSU LEADS 3-1)</b>
Home: 3-0...Away: 0-0...Neutral: 0-1
1998.....W.....4-2.....H
2000.....L.....2-3.....N
2012.....W.....10-6.....H
.....W.....8-0.....H

<b>MISSISSIPPI STATE:</b>
<b>(SERIES TIED 7-7)</b>
Home: 3-3...Away: 2-0...Neutral: 2-4
1984.....W.....1-0.....A
.....W.....6-2.....A
.....W.....5-0.....H
1986.....W.....3-1.....H
1999.....L.....1-2.....N
2000.....L.....0-4.....N
2002.....L.....0-2.....H
2003.....L.....1-3.....H
2007.....W.....4-2.....H
2009.....L.....4-5.....H
.....W.....5-0.....H*
2011.....L.....8-9 (10).....N
.....L.....7-8.....N
2013.....W.....5-2.....N*

<b>MISSISSIPPI VALLEY STATE:</b>
<b>(FSU LEADS 1-0)</b>
Home: 0-0...Away: 0-0...Neutral: 1-0
2010.....W.....8-3.....N

<b>MISSISSIPPI U FOR WOMEN:</b>
<b>(FSU LEADS 3-0)</b>
Home: 0-0...Away: 3-0...Neutral: 0-0
1984.....W.....3-0.....A
.....W.....6-2.....A
.....W.....2-1.....A

<b>MISSOURI:</b>
<b>(MISSOURI LEADS 7-1)</b>
Home: 0-2...Away: 0-2...Neutral: 1-3
1985.....L.....0-1.....N
1989.....W.....6-0.....N
1990.....L.....1-2.....H
.....L.....1-2 (1).....H
1992.....L.....1-2.....N
1998.....L.....1-3.....N
2005.....L.....2-3 (9).....A
.....L.....3-6.....A

<b>NEBRASKA:</b>
<b>(NEBRASKA LEADS 11-10)</b>
Home: 5-1...Away: 0-4...Neutral: 5-6
1988.....L.....0-3.....A
.....L.....0-5.....A
1989.....L.....0-1.....A
.....L.....2-4.....A
1990.....W.....2-1.....H
1995.....L.....1-6.....N*
.....W.....6-2.....N*
1997.....W.....2-1.....N
1999.....L.....1-4.....N
.....L.....0-1.....N



# SERIES RECORDS

2001	L	0-3	H
2002	W	4-3	N%
2004	L	1-0	N
2007	W	2-1(9)	N
2013	L	0-2	N
2014	L	3-4	N
	W	5-1	N
2015	W	4-1	H
	W	3-2	H
2017	W	9-0	H
	W	8-0	H

### NEVADA: (FSU LEADS 1-0)

Home: 1-0...Away: 0-0...Neutral: 0-0
1986.....W.....8-1.....H

### NEW MEXICO: (FSU LEADS 3-0)

Home: 0-0...Away: 0-0...Neutral: 3-0
1985.....W.....3-2.....N
1989.....W.....3-2.....N
1991.....W.....9-1.....N

### NEW MEXICO STATE: (FSU LEADS 4-0)

Home: 0-0...Away: 2-0...Neutral: 2-0	
1995.....W.....4-0.....N	
2002.....W.....5-0.....N	
	W.....1-0.....A
2014.....W.....11-0.....A	

### NEW ORLEANS: (FSU LEADS 2-0)

Home: 0-0...Away: 2-0...Neutral: 0-0	
1984.....W.....9-0.....A	
	W.....10-0.....A

### NICHOLLS STATE: (FSU LEADS 11-2)

Home: 7-0...Away: 1-1...Neutral: 3-1	
1984.....L.....1-2.....N	
1987.....W.....5-0.....H	
	W.....5-1.....N
1988.....W.....1-0.....H	
	W.....2-1 (10).....H
	W.....8-3.....H
1989.....W.....3-1 (10).....N	
	W.....2-0.....N
	W.....1-0 (10).....A
	L.....0-2.....A
2005.....W.....2-0.....H	
	W.....7-3.....H
2006.....W.....11-3 (5).....H	

### UNC-CHARLOTTE: (FSU LEADS 16-0)

Home: 9-0...Away: 6-0...Neutral: 1-0	
1994.....W.....4-0.....H	
	W.....7-1.....H
	W.....8-1.....N
1995.....W.....6-0.....A	
	W.....8-0.....A
1996.....W.....7-1.....H	
	W.....6-0.....H
1997.....W.....6-1.....A	
	W.....3-1.....A
1998.....W.....4-1.....H	
	W.....4-1.....H
1999.....W.....10-1.....A	
	W.....12-5.....A
1999.....W.....1-0.....H	
	W.....5-0.....H
	W.....8-0.....H

### UNC-GREENSBORO: (FSU LEADS 3-1)

Home: 2-1...Away: 0-0...Neutral: 1-0	
2002.....W.....3-1.....N	
2011.....L.....0-1 (9).....H	
	W.....13-3.....H
2019.....W.....8-0.....H	

### UNC-WILMINGTON: (FSU LEADS 9-0)

Home: 4-0...Away: 0-0...Neutral: 5-0	
1987.....W.....3-1.....N	
	W.....2-0.....N
1990.....W.....6-1.....H	
	W.....5-0.....H
1992.....W.....7-1.....N	
1993.....W.....12-0.....N	
1994.....W.....5-0.....N	
2019.....W.....7-2.....H	
	W.....10-0.....H

### NORTH DAKOTA STATE: (FSU LEADS 4-0)

Home: 4-0...Away: 0-0...Neutral: 0-0	
2012.....W.....2-1.....H	
2014.....W.....4-1.....H	
	W.....9-0.....H
	W.....5-0.....H

### NORTH FLORIDA: (FSU LEADS 16-1)

Home: 8-0...Away: 8-1...Neutral: 0-0	
2007.....W.....5-0.....H	
	W.....2-1.....H
2009.....W.....7-0.....A	
	L.....3-5.....A
2011.....W.....9-7.....H	
	W.....6-1.....H
2012.....W.....8-1.....A	
	W.....5-0.....A
2013.....W.....3-1.....H	
2014.....W.....11-1.....A	
	W.....8-0.....A
2015.....W.....15-1.....A	
2017.....W.....8-0.....H	
	W.....3-0.....H
2018.....W.....13-0.....A	
	W.....9-6.....A
2019.....W.....9-1.....H	

### NORTHERN ILLINOIS: (FSU LEADS 5-3)

Home: 4-3...Away: 0-0...Neutral: 1-0	
1988.....L.....3-4.....H	
	W.....2-1.....H
1989.....L.....0-3.....H	
	L.....2-5.....H
1994.....W.....3-0.....H	
	W.....1-0.....H
1995.....W.....3-0.....H	
2010.....W.....7-1.....N	

### NORTHERN IOWA: (FSU LEADS 8-1)

Home: 7-1...Away: 0-0...Neutral: 1-0	
1990.....L.....0-1.....H	
	W.....4-2.....H
1991.....W.....3-1.....H	
	W.....2-1.....H
1992.....W.....2-0.....H	
1993.....W.....7-0.....H	
1998.....W.....3-0.....H	
2000.....W.....6-2.....H	
2018.....W.....9-0.....N	

### NORTHWESTERN: (FSU LEADS 9-3)

Home: 6-0...Away: 0-0...Neutral: 3-3	
1991.....W.....2-0.....N	
1992.....W.....10-0.....H	
	W.....1-0.....H
1994.....L.....2-8.....N	
1997.....W.....2-0.....N	
2001.....W.....2-1.....H	
	W.....8-2.....H
2011.....L.....0-3.....N	
2012.....W.....1-0.....N	
2017.....W.....3-2.....H	
	W.....7-0.....H
2020.....L.....2-6.....N	

### OHIO: (FSU LEADS 7-0)

Home: 2-0...Away: 0-0...Neutral: 5-0	
1986.....W.....10-0.....N	
	W.....5-1.....N
1987.....W.....3-0.....N	
	W.....6-2.....N
1995.....W.....2-0.....N*	
2000.....W.....8-1.....H	
	W.....6-1.....H

### OHIO STATE: (FSU LEADS 11-3)

Home: 5-1...Away: 0-0...Neutral: 6-2	
1984.....W.....5-2.....N	
1985.....W.....6-0.....H	
	W.....3-2.....H
	W.....11-1.....H
1986.....W.....8-0.....N	
	W.....3-2.....N
1988.....W.....6-1.....H	
	W.....2-1 (10).....H
1992.....W.....1-0.....N	
	L.....0-3.....N
1996.....L.....0-1.....H	
1997.....W.....7-2.....N	
2002.....L.....1-2 (11).....N	
2019.....W.....3-1.....N	

### OKLAHOMA: (FSU LEADS 7-6)

Home: 1-0...Away: 0-0...Neutral: 6-6	
1987.....L.....0-1.....N	
	W.....6-1.....N
1990.....L.....0-1 (8).....N	
	W.....3-2.....H
1991.....W.....7-1.....N	
1994.....L.....1-3.....N*	
1997.....W.....2-1.....N	
2002.....W.....1-0.....N	
2004.....W.....3-2.....N	
2005.....L.....0-3.....N	
2009.....L.....1-3.....N	
2013.....L.....0-6.....N	
2019.....W.....7-4.....N	

### OKLAHOMA CITY COLLEGE: (FSU LEADS 2-0)

Home: 0-0...Away: 0-0...Neutral: 2-0
1988.....W.....5-0.....N
1992.....W.....2-1.....N

### OKLAHOMA STATE: (OSU LEADS 12-8)

Home: 0-2...Away: 1-2...Neutral: 7-8	
1986.....W.....3-2.....N	
	W.....2-1.....N
1987.....L.....1-4.....A	
	W.....2-0.....A
1990.....L.....1-2(8).....A	
	L.....1-4.....N%
1991.....W.....2-0.....N*	
	W.....4-3.....N*
1993.....L.....2-5.....N%	
1994.....L.....0-1.....N	
	L.....0-1.....N
1995.....L.....1-5.....N	
	W.....7-4.....N
1998.....L.....0-4.....N*	
2009.....L.....0-1.....H*	
	L.....0-1.....H*
2015.....W.....4-1.....N	
2019.....L.....1-3 (9).....N	
	W.....4-1.....N
	L.....2-3.....N

### ONONDAGA JC: (FSU LEADS 4-0)

Home: 4-0...Away: 0-0...Neutral: 0-0	
1984.....W.....4-1.....H	
	W.....10-0.....H
1985.....W.....10-0.....H	
	W.....8-1.....H

### OREGON: (OREGON LEADS 9-6)

Home: 3-3...Away: 0-3...Neutral: 3-3	
1995.....W.....3-2.....N	
1996.....W.....1-0.....N	
1997.....L.....1-6.....N	
1998.....L.....0-2.....N	
2003.....L.....3-1.....H	
2004.....W.....5-4.....H*	
	L.....1-0.....H*
	W.....2-0.....H*
2014.....L.....0-3.....N%	
2017.....L.....0-11.....A	
	L.....1-3.....A
	L.....1-2.....A
2018.....L.....0-5.....H	
	W.....2-1.....H
	W.....4-1.....N%

### OREGON STATE: (OREGON STATE LEADS 3-0)

Home: 0-0...Away: 0-0...Neutral: 0-3	
2003.....L.....0-2.....N	
	L.....1-2.....N*
2011.....L.....5-6.....N	

### PACIFIC: (FSU LEADS 2-1)

Home: 0-0...Away: 0-1...Neutral: 2-0
1991.....W.....4-3.....N
2000.....L.....2-5.....A
2003.....W.....8-1.....N

### PENN: (FSU LEADS 2-0)

Home: 0-0...Away: 0-0...Neutral: 2-0
2018.....W.....12-0.....N
2020.....W.....8-0 (6).....N

### PENN STATE: (FSU LEADS 7-1)

Home: 3-1...Away: 0-0...Neutral: 4-0
1984.....W.....5-0.....N
1992.....W.....7-0.....N
1994.....W.....6-2.....N
1996.....W.....4-3.....N
1998.....W.....3-0.....H
2002.....W.....4-0.....H
2003.....L.....3-4 (11).....H
2004.....W.....8-0.....H

### PORTLAND STATE: (FSU LEADS 2-0)

Home: 0-0...Away: 0-0...Neutral: 2-0	
2018.....W.....18-1.....N	
	W.....9-0.....N

### PRESBYTERIAN: (FSU LEADS 1-0)

Home: 1-0...Away: 0-0...Neutral: 0-0
2013.....W.....8-0.....H

### PRINCETON: (FSU LEADS 11-0)

Home: 8-0...Away: 0-0...Neutral: 3-0	
1990.....W.....5-0.....H	
	W.....6-0.....H
1991.....W.....4-3.....N	
1992.....W.....7-0.....H	
	W.....2-1.....H
1994.....W.....2-1.....H	
2000.....W.....4-3.....H	
	W.....2-0.....H
2002.....W.....5-1.....N	
2003.....W.....5-1.....N	
2017.....W.....5-0.....H*	

### PROVIDENCE: (PROVIDENCE LEADS 1-0)

Home: 0-0...Away: 0-0...Neutral: 0-1
1994.....L.....0-4.....N*



# SERIES RECORDS

## PURDUE: (FSU LEADS 5-1)

Home: 1-1...Away: 0-0...Neutral: 4-0
1998.....W.....8-1.....N
.....W.....5-4.....N
.....L.....0-1.....H
2009.....W.....8-0.....H
2014.....W.....2-1.....N
.....W.....4-1.....N

## QUINCY COLLEGE: (FSU LEADS 2-0)

Home: 2-0...Away: 0-0...Neutral: 0-0
1985.....W.....4-2.....H
.....W.....1-0.....H

## RADFORD: (FSU LEADS 4-2)

Home: 2-0...Away: 0-0...Neutral: 2-2
1984.....W.....8-0.....N
2005.....W.....4-0.....H
2007.....W.....2-1.....H
2010.....W.....10-1.....N*
.....L.....2-3.....N*
2012.....L.....2-3.....N

## RHODE ISLAND: (FSU LEADS 3-0)

Home: 3-0...Away: 0-0...Neutral: 0-0
1991.....W.....6-0.....H
1993.....W.....10-0.....H
2004.....W.....11-0.....H

## RIDER COLLEGE: (FSU LEADS 2-0)

Home: 2-0...Away: 0-0...Neutral: 0-0
1984.....W.....10-0.....H
.....W.....4-0.....H

## ROBERT MORRIS: (FSU LEADS 5-1)

Home: 4-0...Away: 0-0...Neutral: 1-1
1992.....W.....1-0.....H
.....W.....14-1.....H
1994.....L.....0-1.....N
1995.....W.....3-0.....N
1998.....W.....4-1.....H
2004.....W.....9-1.....H

## RUTGERS: (FSU LEADS 7-1)

Home: 5-0...Away: 0-0...Neutral: 2-1
1985.....W.....4-0.....H
1986.....W.....3-0.....H
1987.....W.....4-0.....N
1992.....W.....1-0.....H
.....W.....8-4.....H
2002.....W.....5-1.....N
2003.....W.....6-0.....H
2012.....L.....0-1.....N

## SACRAMENTO STATE: (FSU LEADS 1-0)

Home: 0-0...Away: 0-0...Neutral: 1-0
1991.....W.....4-0.....N

## SAGINAW VALLEY STATE: (FSU LEADS 3-0)

Home: 2-0...Away: 0-0...Neutral: 1-0
1984.....W.....1-0.....H
.....W.....7-2.....H
1985.....W.....6-0.....N

## ST. JOHN'S: (FSU LEADS 5-1)

Home: 4-1...Away: 0-0...Neutral: 1-0
2002.....W.....8-3.....H
2004.....W.....7-4.....H
2006.....W.....7-2.....H
2011.....L.....5-11.....H
2012.....W.....5-1.....H
2016.....W.....5-2.....N

## ST. JOSEPH'S: (FSU LEADS 3-0)

Home: 3-0...Away: 0-0...Neutral: 0-0
2004.....W.....7-0.....H
.....W.....14-0.....H
2005.....W.....4-0.....H

## ST. LOUIS CC: (FSU LEADS 2-0)

Home: 2-0...Away: 0-0...Neutral: 0-0
1984.....W.....15-0.....H
.....W.....11-1.....H

## ST. MARY'S (CA): (FSU LEADS 1-0)

Home: 0-0...Away: 0-0...Neutral: 1-0
2014.....W.....12-3.....N

## ST. MARY'S (TEXAS): (FSU LEADS 1-0)

Home: 0-0...Away: 0-0...Neutral: 1-0
1986.....W.....2-1.....N

## SAM HOUSTON: (SERIES TIED 1-1)

Home: 0-0...Away: 0-0...Neutral: 1-1
1986.....W.....3-2.....N
1990.....L.....0-2.....N

## SAMFORD: (FSU LEADS 14-0)

Home: 12-0...Away: 0-0...Neutral: 2-0
1991.....W.....2-1.....H
.....W.....6-0.....H
.....W.....4-0.....N
1992.....W.....10-0.....H
.....W.....7-0.....H
.....W.....4-3.....N
1993.....W.....3-1.....H
.....W.....8-4.....H
1995.....W.....14-0.....H
2006.....W.....7-2.....H
2007.....W.....13-5.....H
.....W.....8-0(6).....H
2019.....W.....13-0.....H
.....W.....13-1.....H

## SAN DIEGO STATE: (SAN DIEGO STATE LEADS 3-2)

Home: 0-0...Away: 0-0...Neutral: 2-3
2001.....W.....2-1 (8).....N
2011.....L.....2-10.....N
2012.....L.....0-1.....N*
.....L.....0-1.....N*
2017.....W.....6-4.....N

## SETON HALL: (FSU LEADS 1-0)

Home: 0-0...Away: 0-0...Neutral: 1-0
2007.....W.....4-2.....N

## SOUTH ALABAMA: (FSU LEADS 7-4)

Home: 3-1...Away: 4-3...Neutral: 0-0
2009.....W.....6-1.....H
2010.....W.....2-0.....A
2011.....W.....6-0.....H
2012.....L.....1-3.....H
2013.....L.....0-4.....A
.....W.....2-1.....A*
.....L.....0-3.....A*
.....W.....7-6 (8).....A*
2018.....L.....1-3.....A
.....W.....14-1.....A
2019.....W.....4-1.....H

## SOUTH CAROLINA: (FSU LEADS 27-21)

Home: 14-6...Away: 6-9...Neutral: 6-6
1985.....L.....0-2.....H
.....W.....2-0.....H
1986.....W.....3-0.....A
1987.....L.....0-4.....N
.....L.....0-2.....N
.....W.....1-0 (9).....A
.....L.....1-3.....A
.....L.....0-1.....A
.....W.....2-1.....A
1988.....L.....1-5.....N
.....L.....0-1 (9).....A
.....L.....1-3.....A
1989.....L.....1-2 (10).....N*
1990.....L.....0-2 (9).....H
.....W.....3-0.....H
1991.....L.....3-4.....N
.....W.....4-1.....N
1992.....W.....3-2.....N
.....W.....2-0.....H
.....W.....6-0.....H
.....W.....2-0.....H
1993.....L.....4-6.....A
.....W.....7-0.....A
.....W.....8-0.....A
1994.....L.....2-3.....H
.....W.....3-1.....H
1995.....L.....1-2.....A
.....L.....2-3.....A
.....L.....3-6.....A
.....W.....6-0.....N
1996.....W.....4-2.....N
.....W.....5-1.....H
.....L.....3-5.....H
.....W.....2-1.....H
1998.....L.....0-3.....N
2002.....L.....0-4.....H
2004.....W.....3-1.....N
2005.....W.....4-2.....H
2006.....W.....4-3.....H
.....L.....2-4.....H
2007.....W.....8-3.....H
2015.....W.....4-3.....N
2016.....W.....4-0.....H*
.....W.....2-1.....H*
2017.....L.....2-7.....A
.....W.....3-1.....A
2019.....W.....7-6.....H

## SOUTH DAKOTA STATE: (FSU LEADS 2-0)

Home: 2-0...Away: 0-0...Neutral: 0-0
2010.....W.....12-0.....H
.....W.....6-0.....H

## SOUTH FLORIDA: (FSU LEADS 1-0)

Home: 1-0...Away: 0-0...Neutral: 0-0
2019.....W.....12-1.....H

## SE LOUISIANA: (FSU LEADS 2-0)

Home: 2-0...Away: 0-0...Neutral: 0-0
2003.....W.....4-1.....H
2005.....W.....6-0.....H

## SW MISSOURI STATE: (FSU LEADS 2-1)

Home: 2-0...Away: 0-0...Neutral: 0-1
1985.....W.....4-3.....H
.....L.....0-1.....N
1989.....W.....14-0.....H

## SOUTHERN ILLINOIS: (FSU LEADS 8-4)

Home: 6-3...Away: 0-0...Neutral: 2-1
1988.....W.....5-1.....H
.....L.....1-2.....H
1989.....W.....4-2.....H
1990.....W.....4-0.....H
1993.....W.....1-0.....H
1996.....L.....3-4.....H
2002.....W.....2-1.....H

2005.....L.....0-4.....H
2007.....L.....4-1.....N
.....W.....6-0.....H
2010.....W.....9-1.....N
2012.....W.....2-0.....N

## SOUTHERN MISS: (FSU LEADS 14-5)

Home: 9-4...Away: 2-0...Neutral: 3-1
1984.....W.....1-0.....A
.....W.....1-0.....A
.....W.....3-0.....N
1987.....W.....13-3.....H
1990.....W.....4-0.....N
.....W.....11-0.....N
1999.....L.....0-1.....N
2000.....L.....0-9.....H
.....L.....1-4.....H
2004.....W.....5-1.....H
.....W.....9-1.....H
2007.....W.....2-0.....H
.....W.....6-1.....H
2008.....W.....11-3.....H
2010.....L.....1-2.....H
2013.....L.....1-2.....H
2014.....W.....5-1.....H
.....W.....11-0.....H
.....W.....12-0.....H

## STANFORD: (SERIES EVEN 2-2)

Home: 0-0...Away: 0-0...Neutral: 2-2
1985.....W.....9-1.....N
1988.....L.....0-1.....N*
2013.....L.....1-3.....N
2017.....W.....8-2.....N

## STEPHEN F. AUSTIN: (FSU LEADS 5-1)

Home: 1-0...Away: 0-0...Neutral: 3-1
1984.....L.....0-2.....N
1990.....W.....5-2.....N
2009.....W.....4-3.....N
.....W.....10-5.....N
2012.....W.....4-3 (8).....H
2016.....W.....11-0.....H

## STETSON: (FSU LEADS 14-1)

Home: 9-0...Away: 2-0...Neutral: 3-1
1985.....W.....2-1.....H
.....W.....4-1.....N
1987.....L.....7-0.....N
.....L.....3-4.....N
.....W.....16-0.....N
1989.....W.....6-0.....H
1990.....W.....3-2.....H
1994.....W.....7-0.....H
.....W.....5-0.....H
1995.....W.....8-0.....H
.....W.....2-0.....H
1996.....W.....1-0.....H
.....W.....6-2.....H
2000.....W.....2-0.....A
.....W.....8-2.....A

## SUSQUEHANNA: (FSU LEADS 2-0)

Home: 2-0...Away: 0-0...Neutral: 0-0
1985.....W.....11-0.....H
.....W.....8-2.....H

## TEMPLE: (FSU LEADS 12-1)

Home: 6-0...Away: 0-0...Neutral: 6-1
1985.....W.....2-0.....H
.....W.....3-0.....H
1986.....W.....7-0.....N
.....W.....2-0.....N
1987.....L.....0-1 (8).....N
.....W.....6-3.....N
.....W.....5-0.....N
1988.....W.....3-0.....H
.....W.....2-0.....H
.....W.....4-3.....N
1989.....W.....2-1.....H
.....W.....8-2.....H
.....W.....3-1.....N



# SERIES RECORDS

## TENNESSEE: (UT LEADS 5-2)

Home: 0-0	Away: 1-2	Neutral: 0-3
2006	L	0-1
2008	L	5-8
2015	L	1-4
	W	2-3
	W	6-1
	L	2-1
2019	W	5-2

## UT-CHATTANOOGA: (FSU LEADS 9-0)

Home: 4-0	Away: 2-0	Neutral: 3-0
1996	W	5-2
1997	W	3-1
2000	W	1-0
2001	W	2-1
	W	4-1
	W	3-2 (10)
2002	W	1-0 (8)
2008	W	5-3
2012	W	1-0

## TENNESSEE STATE: (FSU LEADS 1-0)

Home: 1-0	Away: 0-0	Neutral: 0-0
2013	W	8-0

## TENNESSEE TECH: (FSU LEADS 5-1)

Home: 2-0	Away: 0-0	Neutral: 3-1
1986	W	8-0
	W	11-1
1987	W	10-0
2007	L	9-8 (8)
2012	W	5-2
	W	8-0

## TEXAS: (UT LEADS 7-4)

Home: 1-0	Away: 1-3	Neutral: 2-4
1998	L	1-9
2000	L	0-1
2002	W	1-0
	L	2-4
2004	W	2-1
2005	L	2-7
2009	L	2-3
	W	6-4
	W	2-0
2013	L	2-3
	L	0-4

## TEXAS A&M: (TEXAS A&M LEADS 6-4)

Home: 1-1	Away: 0-1	Neutral: 3-4
1984	L	2-6
1985	L	1-2
1986	W	1-0
1988	L	0-1
1990	W	3-1
	W	5-0
1994	L	3-7
2004	W	8-0
2008	L	0-7
2017	L	0-2

## TEXAS-ARLINGTON: (UTA LEADS 1-0)

Home: 0-0	Away: 0-0	Neutral: 0-1
1990	L	0-2

## TEXAS STATE: (FSU LEADS 2-0)

Home: 0-0	Away: 2-0	Neutral: 0-0
2018	W	4-2
	W	8-0

## TEXAS TECH: (TEXAS TECH LEADS 4-1)

Home: 0-0	Away: 0-0	Neutral: 1-4
2000	W	3-0
2002	L	1-4 (8)
	L	7-8 (9)
2003	L	0-1
2010	L	1-2

## TOLEDO: (FSU LEADS 9-1)

Home: 7-1	Away: 0-0	Neutral: 2-0
1985	W	3-2
1986	W	4-0
1987	L	0-3
	W	9-6
	W	8-1
1991	W	1-0
1993	W	11-0
	W	4-0
1999	W	9-1
2019	W	5-4

## TROY: (FSU LEADS 30-12-1)

Home: 22-7	Away: 8-4	Neutral: 0-1
1995	W	3-1
	W	3-0
1996	W	5-2
	L	1-2
1997	W	3-2
	T	1-1
1998	W	0-5
	W	5-4
1999	W	6-1
	W	7-0
2000	W	2-1
2001	W	11-0
	W	1-0
	L	1-2
2002	L	2-4
	W	7-2
	W	9-1
2003	W	8-3
	W	7-1
2004	W	11-2
	W	6-2
2005	L	3-5
	L	1-3
2006	W	4-3
	L	2-4
2007	W	5-3
	W	4-2
2008	L	1-3
	L	0-3
	W	3-2
2009	W	2-0
	W	6-0
	W	1-0
2012	L	3-4
2013	W	12-6
	L	3-6
	W	8-0
2015	L	4-6
2017	W	9-3
	W	2-0
2018	W	12-2
	W	9-1
2019	W	4-1

## TULSA: (TULSA LEADS 2-1)

Home: 0-2	Away: 1-0	Neutral: 0-0
2013	L	2-3 (8)
	L	1-4
2016	W	8-0

## UAB: (FSU LEADS 6-1)

Home: 5-0	Away: 0-0	Neutral: 0-1
2002	W	9-0
	W	5-3
	W	4-1
2011	L	0-2
	W	13-1
2016	W	10-0
	W	10-0

## UCF: (FSU LEADS 20-5)

Home: 9-2	Away: 10-3	Neutral: 1-0
2002	W	10-2
2003	W	2-1(9)
	W	2-0
2004	W	2-1
	W	3-2
2005	L	1-2
	W	1-0
2006	W	2-0
	W	8-2
2007	L	0-1(12)
	W	8-3
2008	L	0-2
	L	1-4
2010	W	6-1
2011	L	1-2
2012	W	6-2 (9)
2013	W	10-3
2014	W	6-1
2015	W	2-1
	W	5-0
2016	W	7-1
2017	W	4-0
2019	W	2-1
	W	9-3
2020	W	8-3

## UCLA: (UCLA LEADS 10-8)

Home: 0-0	Away: 1-0	Neutral: 7-10
1990	L	1-3
1991	L	2-5
	L	0-1
1994	L	0-3
1996	L	0-4
2000	L	0-3
	L	1-6
	L	1-7
2002	W	2-1 (9)
2012	W	2-1
2015	W	5-1
2016	W	3-0
	W	8-4
2017	W	2-1
2018	L	4-7
	W	3-1
	W	12-6
2020	L	2-3

## ULM: (FSU LEADS 3-0-1)

Home: 1-0	Away: 0-0	Neutral: 2-0
1984	L	0-0
1985	W	1-0
	W	10-1
1988	W	5-1

## UNLV: (FSU LEADS 5-1)

Home: 0-0	Away: 0-0	Neutral: 5-1
1990	W	4-1
1991	W	3-1
1992	W	4-0
1996	L	2-3
1999	W	9-6
2004	W	2-1

## USC UPSTATE: (FSU LEADS 1-0)

Home: 1-0	Away: 0-0	Neutral: 0-0
2015	W	2-0

## USF: FSU LEADS (40-13)

Home: 14-4	Away: 16-7	Neutral: 10-2
1985	W	2-1
	L	3-4
	W	2-1
	W	2-1
	L	1-2
	W	1-0
	W	1-0
1986	W	1-0
	W	2-1
	W	3-0
1987	L	3-7

	W	5-4
	L	0-2
	W	1-0
1988	W	2-1
	W	8-5 (11)
	W	8-1
1989	W	4-2
	W	8-1
	W	2-0
1990	W	2-1
	W	4-1
	W	2-0
1991	W	2-0
	L	0-2
	W	6-5
	W	2-0
1992	W	5-1
	W	3-0
	W	1-0
1993	W	10-0
	W	7-0
	W	1-0
1994	W	2-0
	W	4-2
	W	6-5
1995	W	4-0
	L	3-4
	L	0-3
1996	W	1-0
	L	1-4
	W	3-1
	W	6-0
1997	L	3-4
	L	1-3
1998	W	2-1
	L	2-3
1999	L	1-2
	W	2-1
	W	5-1
2012	L	1-2
2014	W	2-0 (11)
	W	2-1

## UTAH: (UTAH LEADS 8-5)

Home: 3-1	Away: 0-1	Neutral: 2-6
1986	L	2-6
1988	W	3-0
	L	4-8
1993	L	2-3
1997	L	2-6
1998	W	2-1
	L	1-4
1999	L	1-5
2005	L	5-8
2011	L	4-5
	W	7-3
2016	W	6-2
	W	3-0

## UTAH STATE: (FSU LEADS 3-1)

Home: 0-0	Away: 0-0	Neutral: 3-1
1985	L	0-2
1984	W	5-3
1986	W	6-5
1999	W	12-3

## UTEP: (FSU LEADS 1-0)

Home: 0-0	Away: 0-0	Neutral: 1-0
2014	W	8-0

## VALPARAISO: (FSU LEADS 3-0)

Home: 2-0	Away: 1-0	Neutral: 0-0
1986	W	5-0
	W	2-0
2016	W	16-5

## VILLANOVA: (VILLANOVA LEADS 2-0)

Home: 0-0	Away: 0-0	Neutral: 0-2
2000	L	2-3
2020	L	6-9

# SERIES RECORDS

## WASHINGTON (SERIES TIED 7-8)

Home: 0-1...Away: 0-0...Neutral: 7-7

1996	L	6-13	N
	L	1-3	N
1997	L	3-8	N
1998	W	1-0	N
2002	L	4-6	H
	W	3-2	N
2004	W	7-1	N
	W	2-0	N%
2007	W	3-1	N
2008	L	3-4	N
2009	L	1-4	N
2013	L	0-2	N
2018	W	1-0	N%
	W	8-3	N%
2020	L	0-7	N

## WEST FLORIDA: (FSU LEADS 47-4)

Home: 21-2...Away: 24-2...Neutral: 2-0

1983	W	10-4	A
	W	10-9	A
	W	3-1	N
	W	17-4	H
	W	5-1	N
1986	W	5-0	H
	W	6-0	H
	W	3-0	A
	W	5-1	A
1987	W	1-0	A
	W	4-0	A
1988	W	1-0 (8)	H
	W	1-0	H
	W	5-3	A
	L	1-2	A
1989	W	3-2 (10)	H
	L	1-5	H
	W	3-2	A
	W	3-0	A
1990	W	1-0	H
	W	1-0	H
	W	2-0 (11)	A
	W	6-0	A
1991	W	4-3	H
	L	0-5	H
	W	1-0	A
	W	7-0	A
1992	W	2-0	H
	W	2-0	H
	W	6-0	A
	W	11-2	A
1993	W	6-1	H
	W	3-1	H
	W	5-0	A
	W	7-0	A
1994	W	10-0	H
	W	5-0	H
	L	1-4	A
	W	8-0	A
1995	W	8-0	A
	W	3-2	A
	W	9-3	H
	W	3-0	H
1996	W	8-0	H
	W	8-0	H
	W	6-0	A
	W	10-0	A
1998	W	9-3	A
	W	10-6	A
	W	2-1	H
	W	5-3	H

## WESTERN CAROLINA: (FSU LEADS 3-0)

Home: 1-0...Away: 0-0...Neutral: 2-0

1981	W	1-0	N
	W	13-9	N
2012	W	9-1	H

## WESTERN ILLINOIS: (FSU LEADS 8-3)

Home: 5-2...Away: 0-0...Neutral: 3-1

1984	L	1-3	H
	W	3-1	H
1985	W	1-0	H
	W	9-0	N
1986	W	11-0	H
	L	4-6	H
1989	W	5-2	N
1991	W	2-1	N
	W	2-1	H
1999	L	0-1	N
2006	W	11-6	H

## WESTERN KENTUCKY: (FSU LEADS 1-0)

Home: 1-0...Away: 0-0...Neutral: 0-0

2015	W	2-1	H
------	---	-----	---

## WESTERN MICHIGAN (FSU LEADS 1-0)

Home: 1-0...Away: 0-0...Neutral: 0-0

2006	W	2-1	H
------	---	-----	---

## WICHITA STATE: (FSU LEADS 1-0)

Home: 0-0...Away: 0-0...Neutral: 1-0

1990	W	1-0	N
------	---	-----	---

## WINTHROP: (FSU LEADS 6-0)

Home: 2-0...Away: 0-0...Neutral: 4-0

1987	W	8-0	N
1991	W	4-1	N
	W	2-0	H
	W	4-1	N
1992	W	3-1	N
2003	W	1-0	H

## WISCONSIN: (FSU LEADS 6-1)

Home: 2-1...Away: 0-0...Neutral: 4-0

1997	L	3-12	H
2000	W	3-0	N
	W	6-5	N
2011	W	7-1	H
	W	9-0	H
2012	W	6-2	N
	W	2-1	N

## WRIGHT STATE: (FSU LEADS 1-0)

Home: 0-0...Away: 0-0...Neutral: 1-0

1988	W	8-3	N
------	---	-----	---

## VALE: (FSU LEADS 1-0)

Home: 0-0...Away: 0-0...Neutral: 1-0



1995	W	11-1	N
------	---	------	---

## YOUNGSTOWN STATE: (FSU LEADS 4-0)

Home: 4-0...Away: 0-0...Neutral: 0-0

1997	W	8-2	H
	W	6-3	H
1998	W	1-0	H
	W	10-2	H

- \* ACC Conference game
- # ACC Championship game
- ^ NCAA Regional game
- G NCAA Super Regional game
- % NCAA Women's College World Series





# UNIVERSITY ADMINISTRATION



**JOHN THRASHER**  
UNIVERSITY PRESIDENT




**DAVID COBURN**  
DIRECTOR OF ATHLETICS



**CINDY HARTMANN**  
DEPUTY DIRECTOR OF ATHLETICS FOR  
ADMINISTRATION



**ROSS COBB**  
SENIOR ASSOCIATE  
ATHLETICS DIRECTOR/CFD



**VANESSA FUCHS**  
SENIOR ASSOCIATE  
ATHLETICS DIRECTOR/SWA



**DR. KACY KING**  
ASSOCIATE ATHLETICS DIRECTOR FOR  
STUDENT-ATHLETE ACADEMIC SERVICES



**JIM CURRY**  
SENIOR ASSOCIATE ATHLETICS DIRECTOR



**PAMELA L. PERREWE'**  
FACULTY ATHLETICS  
REPRESENTATIVE



**MICHELLE OSBORNE**  
SENIOR ASSOCIATE ATHLETICS  
DIRECTOR FOR GOVERNANCE &  
COMPLIANCE



**Edward E. "Ed"  
Burr, Chair**



**Maximo  
Alvarez**



**Kathryn  
Ballard**



**William "Billy"  
Buzzett**



**Emily Fleming "June"  
Duda**



**Jorge  
Gonzalez**




**Dr. Eric  
Chicksen**



**Jim W.  
Henderson**



**John  
Thiel**




**Craig  
Mateer**



**Jonathan  
Levin**



**Bob  
Sasser**



**Brent W.  
Semblar**



# MEDIA INFORMATION

## A NOTE TO THE MEDIA, FANS AND OPPONENTS

Florida State Assistant Sports Information Director Bret Clein is ready to assist you with any questions or requests you may have about the 2021 Seminole softball program, almanac, coaches and student-athletes. Please do not hesitate to contact the FSU Sports Information office if we can further assist you.

## PLAYERS & COACHES INTERVIEWS

All players and coaches interviews should be arranged through the sports information office by contacting Bret Clein at (954) 802-4770 at least 24 hours in advance. Student-athlete's phone numbers will not be released. Media may not contact any student-athlete through the use of social media, including Facebook and Twitter.

## HOW TO COVER THE SEMINOLES

Members of the media are supplied with weekly press releases, including updated statistics, as well as conference and national rankings and information on upcoming games. This information may be obtained in the sports information office and will be updated after every game at [www.seminoles.com](http://www.seminoles.com).

## WHERE THE HOME GAMES WILL BE

All of the 2021 softball home games take place on JoAnne Graf Field at the Seminole Softball Complex (capacity 1,000). Media should notify the sports information office prior to home games if they plan to attend. Any accredited photographer wishing to shoot the matches must check in with Bret Clein prior to game day.

## SEASON AND SINGLE-GAME TICKETS

For the first time under head coach Lonni Alameda, Florida State will sell season and single-game tickets at the Seminole Softball Complex. Season tickets are \$125 for general admission seats down the first and third base lines. Single-game tickets will be available throughout the season for \$10 for adults and \$7 for children aged 3-18. FSU Students will get in for free.

## FSU ON THE WEB

All the game stories, updated stats, weekly releases and Seminole softball news you could ever ask for is available 24 hours a day, 365 days a year at [Seminoles.com](http://Seminoles.com). The official FSU athletics Web site is your first stop for all the information you could ever need on the Seminole softball team and is updated immediately following each game.

## FOLLOW FSU SOFTBALL ON SOCIAL MEDIA

Media and fans are encouraged to follow @FSU\_Softball on the team's official Twitter page and Facebook ([Facebook.com/FSUSoftball](https://www.facebook.com/FSUSoftball)) for instantaneous information surrounding the squad. FSU softball also has accounts on Snapchat ([fsu\\_softball](https://www.snapchat.com/add/fsu_softball)) and Instagram ([fsusoftball](https://www.instagram.com/fsusoftball)). Throughout the 2021 regular season, in-game tweeting will be provided in addition to livestats on [Statbroadcast.com](http://Statbroadcast.com).

## SPORTS INFORMATION DIRECTORY



**Bret Clein**  
Assistant SID/Softball



**Elliott Finebloom**  
Asst. AD/SID & Digital Media



**Chuck Walsh**  
Deputy SID



**Derek Satterfield**  
Sr. Assoc. Communications  
Director



**Christa Salerno**  
Assistant SID



**Steve Stone**  
Assistant SID



**Steven McCartney**  
Assistant SID



**Kelsey Wicinski**  
SID Assttant

**Contact Us At:** Phone: 850-644-1403 / Fax: 850-644-3820

**Address Inquiries To:**  
Florida State Sports Information  
PO Drawer 2195  
Tallahassee, FL 32316

**Ship Overnight Packages To:**  
Florida State Sports Information  
403 Stadium Drive West, Room 00107  
Tallahassee, FL 32306

## DIGITAL MEDIA DIRECTORY



**Layne Herdt**  
Assistant Director




**Jamaal Simmons**  
Digital Media Producer

# 2021 TEAM PHOTO ROSTER




**1**

**Dani Morgan**  
R-SR - OF  
Newnan, Ga.




**2**

**Maegan Tomlinson**  
R-SO - OF  
Tallahassee, Fla.




**3**

**Hallie Wacaser**  
FR - OF  
Centerton, Ark.



**4**

**Jahni Kerr**  
FR - OF  
Mableton, Ga.




**5**

**Elizabeth Mason**  
SR - INF  
Tampa, Fla.



**6**

**Kaley Mudge**  
R-FR - OF  
Winter Springs, Fla.



**7**

**Kiersten Landers**  
R-FR - OF  
Scott Depot, W.V.



**8**

**Kalei Harding**  
FR - C/UT  
Murfreesboro, Tenn.



**9**

**Devyn Flaherty**  
R-FR - INF  
Sarasota, Fla.




**10**

**Josie Muffley**  
R-SO - SS  
Portage, Mich.




**11**

**Carson Saabye**  
FR - INF  
Monument, Colo.




**12**

**Caylan Arnold**  
R-SR - P  
Maryville, Tenn./Tennessee



**13**

**Anna Shelnutt**  
R-SR - C  
Franklin, Ga.




**14**

**Autumn Belvivy**  
FR - OF  
San Diego, Calif.



**17**

**Emma Wilson**  
R-FR - P/UT  
Dallas, Ga.



**20**

**Kaia LoPrete**  
R-FR - C  
Brandon, Fla.



**21**

**Jeya Prasad**  
FR - P  
Pensacola, Fla.



**22**

**Brianna Enter**  
R-FR - P  
Green Cove Springs, Fla.




**24**

**Sydney Sherrill**  
R-JR - INF  
Moore, Okla.



**26**

**D'Aun Riggs**  
FR - OF  
Fort Walton Beach, Fla.




**28**

**Chloe Culp**  
R-FR - 1B/C  
Tallahassee, Fla.



**31**

**Danielle Watson**  
R-JR - P  
Osceola, Ind./Louisville




**32**

**Kathryn Sandercock**  
R-SO - P  
McLean, Va.




**51**

**Michaela Edenfield**  
FR - C  
Sneads, Fla.



**70**

**Cassidy Davis**  
R-SR - OF  
Valrico, Fla.



**HC**

**Lonni Alameda**  
Head Coach



**AC**

**Travis Wilson**  
Assistant Coach



**AC**

**Troy Cameron**  
Assistant Coach