

FLORIDA STATE SOFTBALL

MEDIA GUIDE

20



19

FLORIDA STATE
SOFTBALL

ALL-AMERICANS
49

ACC CHAMPIONS
REGULAR SEASON
16

REGIONAL
APPEARANCES
31

WORLD SERIES
APPEARANCES
10

NATIONAL
CHAMPIONSHIPS
1



THE GOLDEN STANDARD



10 WCWS APPEARANCES • 16 ACC CHAMPIONSHIPS • 31 NCAA APPEARANCES

TABLE OF CONTENTS



2019 Florida State Softball

Table of Contents.....	1	Graduate Assistant Manager Kylee Hanson ..	46
This is FSU: Tradition.....	2	Softball Support Staff.....	47
This is FSU: Community/Academics	3		
This is FSU: Facilities	4	2018 Review	
This is FSU: Softball Coaches Club	5	2018 Season In Review.....	48
#FSACC (Five Core Values)	6	2018 Final Statistics.....	50
2018 National Champions.....	7	2018 ACC Standings and Results.....	51
2016 WCWS	8	2018 Team Game Highs.....	52
2014 WCWS.....	9	2018 Individual Game Highs.....	53
Play For Those Who Can't.....	10	2018 Game-By-Game Results.....	54
2019 Softball Quick Facts	11	Last Time It Happened.....	55
50th Anniversary of FSU Women's Athletics...12			
2019 Roster.....	16	History of the Program	
Student-Athletes		Hall of Fame & All-Americans.....	56
Meghan King.....	17	Honors and Awards.....	57
Zoe Casas.....	19	All-Time Letterwinners.....	61
Carsyn Gordon.....	21	Pro & International Players	62
Cali Harrod.....	23	1981 & 1982 National Champions	63
Deja Bush.....	25	Dr. JoAnne Graf.....	64
Cassidy Davis.....	26	Results & Records	
Leslie Farris.....	27	NCAA Records.....	65
Dani Morgan.....	28	Team & Individual Records	67
Anna Shelnutt.....	29	All-Time Top 10	68
Elizabeth Mason.....	30	Single Season Top 10	69
Rock Benavides.....	31	Yearly Leaders.....	70
Mackenzie Puckett.....	32	Yearly Team Statistics.....	72
Sydney Sherrill.....	33	All-Time Postseason Results.....	74
Bilodeau/Kennedy.....	34	Year By Year Results.....	75
Cruz/Herzog/Landers.....	35	Series Records.....	86
Noah/Parker.....	36	Florida State Information	
Sandercock/Tomlinson.....	37	University Administration	96
Coaching Staff		Media Information.....	97
Head Coach Lonni Alameda.....	38	2019 Team Photo Roster	98
Assistant Coach Travis Wilson.....	42		
Assistant Coach Craig Snider	44		



CREDITS

The 2019 Florida State Softball Almanac is a publication of the FSU Sports Information Office. Written and edited by Scott Moriak. Page template and headers designed by Grant Hawkins Design, while the cover pages are designed by Sue Wallrich. Page layout by Scott Moriak. Featured photographers: Ryals Lee, Maury Neipris, NCAAPhotos, Phil Kelly, Steve Moakley, Larry Novey, Jordan Culver/Tallahassee Democrat, Perrone Ford, Colin Abbey, Don Juan Moore and Ross Obley.



1981, 1982 AIAW NATIONAL CHAMPIONS • 2018 NCAA NATIONAL CHAMPIONS • 49 ALL-AMERICANS

THIS IS FLORIDA STATE SOFTBALL

A WORLD-CLASS PROGRAM BUILT ON TRADITION



Florida State has been a mainstay in the collegiate softball scene since being one of the pioneer programs of the sport in 1978. Over the last 41 years, the Seminole program has done its part to help grow the game exponentially in that time span by churning out numerous All-America players, staffing quality coaches and stringing together many impressive seasons, including 10 trips to the Women's College World Series as well as the 2018 NCAA National Championship and the 1981 & 1982 AIAW National Championships.

With the 2019 season marking head coach Lonni Alameda's 11th as the Seminole skipper, the direction of the program remains on the right path. Forty-win seasons continue to be a staple of the program, with 35 in the program's 41 years, including 18 50-win seasons. NCAA Championship appearances are always expected, with the Seminoles being one of just nine schools to make an NCAA Regional in every year since 2000.

Historically, there are not many programs that can match the numbers put up by Florida State: 16 Atlantic Coast Conference titles, 10 NCAA Women's College World Series appearances, one NCAA national championship, two AIAW national titles, 33 All-Americans with 49 total All-America honors and 31 NCAA Championship appearances.

Being a Florida State softball student-athlete does not mean the sole focus is just on the field. Joining the program puts you in an instantaneous family that is fostered by a fun-loving coaching staff that brings out the best in each player through team-building activities.

In addition to the years of tradition etched in the Florida State softball program, the concept of team never holds a greater meaning than for those dressed in Garnet and Gold. Led by Alameda's fun yet focused approach, Florida State softball student-athletes leave their careers with life-long memories.



10 WCWS APPEARANCES • 16 ACC CHAMPIONSHIPS • 31 NCAA APPEARANCES

THIS IS FLORIDA STATE SOFTBALL

COMMUNITY AND ACADEMIC PRIORITIES



Community and Academic Success

- Seminole Softball completed over 1,000 hours of community service in the last academic year; a testament to the hard work and commitment of the FSU softball coaches and players.
- The Seminoles recorded a 100 percent participation rate in a variety of activities, including Literacy Week, National Student-Athlete Day, Miracle League Softball, as well as meeting with cancer patients at Tallahassee Memorial Healthcare.
- The Noles also "adopted" Madison Marshall in 2016 through a partnership with the Friends of Jaclyn Foundation. The 16-year old from Clarksville, Fla., found out she had brain cancer in 2015.
- Florida State Softball also adopted Hayden Stone in 2019 through the Friends of Jaclyn Foundation, after hearing about her recent diagnosis with a soft-tissue cancer.
- FSU earned the Athletic Director's Cup For Service award in 2014, 2015 and 2018, given to the program with the highest amount of community service hours per student-athlete.
- A team leadership group, known as The Tribe, meets weekly to help promote group activity among the team. The leadership council helps coordinate activities such as Dugout Club Socials, seasonal newsletters, community service activities and more.
- The program carries several All-ACC Academic Honor Roll students, All-ACC Academic team members, postgraduate scholarship winners, CoSIDA/ESPN All-District and All-American performers.
- The Seminoles placed seven student-athletes on the 2017 All-ACC Academic Softball Team - Sydney Broderick, Ellie Cooper, Morgan Klaevemann, Meghan King, Dani Morgan, Anna Shelnett and the 2017 ACC Scholar-Athlete of the Year Alex Powers.
- Florida State has been recognized three times in the last six years with the ACC Scholar-Athlete of the Year award for success both on and off the field - Kelly Hensley (2013), Alex Powers (2017) and Kylee Hanson (2018).
- Tessa Daniels earned the NCAA's Elite 90 Award in 2018 for holding the highest GPA of any student-athlete at the Women's College World Series.



1981, 1982 AIAW NATIONAL CHAMPIONS • 2018 NCAA NATIONAL CHAMPIONS • 49 ALL-AMERICANS

THIS IS FLORIDA STATE SOFTBALL

FACILITIES SECOND TO NONE



The Seminole Softball Complex

- Known as one of NCAA softball's best venues, JoAnne Graf Field at the Seminole Softball Complex is a modernized athletic facility that caters quite well to student-athletes, coaches and fans.
- Since opening in 1999, Florida State has enjoyed the benefits of playing on their home field. The Seminoles have recorded 522 victories in their 19 years at JoAnne Graf Field.
- The complex's unique design was featured in Athletic Business Magazine's 2002 Architectural Showcase.
- Approaching nearly 12,000 square feet, the FSU Softball batting facility is functional, unique and aesthetically pleasing.
- The facility, which was awarded the 2011 AIA Tallahassee Chapter Design Achievement Honor Award, is endorsed for its combination of external features, comfortable nature and multiple purposes within the sport of softball.
- The near million dollar facility that was spear-headed by architects Lewis + Whitlock is a beacon for future player development, while providing safety from inclement weather.
- The updated batting cage facility allows for training in any kind of weather or environment. There are four batting cages and four bullpen slots on the ground floor, while the second floor is an open space with artificial turf that can be used in multiple ways.
- The Mary Ann Stiles & Barry Smith team building is the home of the Florida State softball and soccer teams. It houses the coaches' offices, which overlook the soccer and softball fields, a reception area, large team and coaches locker rooms, a visiting team locker room and training and equipment rooms.
- One of FSU's most celebrated and renowned alumni couples, Mary Ann Stiles and Barry Smith epitomize the ultimate in professional and athletic achievement. A pioneer in fundraising for women's athletics, Mary Ann Stiles was among the first Golden Chiefs to financially support the women's programs at Florida State. Barry Smith was instrumental in building the Varsity Club and was one of the first inductees into FSU's Hall of Fame.
- The second floor includes additional office space, meeting rooms, tradition space, a classroom furnished with transferable desks and chairs, dry-erase boards, projection screen.
- In 2015, FSU finished remodeling the lower level, complete with an all-new locker room, as well as an updated training room with brand new contrast baths.



10 WCWS APPEARANCES • 16 ACC CHAMPIONSHIPS • 31 NCAA APPEARANCES

THIS IS FLORIDA STATE SOFTBALL

SOFTBALL COACHES CLUB



FSU Softball Coaches Club

• The Seminole Boosters Coaches Clubs provides alumni and fans of Florida State Athletics an exclusive opportunity to direct their financial support to the head coach and team of their choice. Every dollar given to the Softball Coaches Club is immediately directed to the program of your designation in order to provide funds for urgent needs not covered in the team's annual budget.

• As our way of saying thank you for supporting our programs and becoming a member of the Coaches Clubs, we make a simple promise: We are here to serve our teams and serve the members that support them. In addition, we also offer several benefits depending on the sport and donation level.

• Membership in the FSU Softball Coaches Club is the only way to secure tickets in the home plate section at JoAnne Graf Field.

The 2019 events for the Softball Coaches Club and Alumni are:

- Fan Day and Preseason Dinner - February 2
- Legacy and Legends Weekend - March 15-17
- Senior Send-Off - April 27
- End of the Year Banquet - May 16

• If you have any questions about joining the Coaches Club or would like some more information on membership, please do not hesitate to contact **Sarah Weissmann** (Assistant Director of Annual Giving) at sweissmann@fsu.edu or (850) 645-9836. We would love to hear from you and to have the opportunity to speak with you about how you can make a positive impact in the lives of our student-athletes by becoming a Coaches Clubs member!



#FSACC

FIVE CORE VALUES OF FLORIDA STATE SOFTBALL

F

FAMILY - When you play softball at Florida State, you don't just play for a team, you play for a family. Each person cares for their teammates as if they were a sister, committing to each other through thick and thin. As members of an extended softball family, each one motivates the other and enjoys seeing them succeed. When issues arise, communication is key and allows for a loving relationship that creates a bond that results in an entire team of student-athletes fighting for each other, both on and off the field to be the best they can be.

S

SMART - Being smart, in a wide variety of disciplines, is a cornerstone of the Florida State softball program. In school, it allows you to achieve a degree and plan for a future after softball. At practice, it means training with a purpose, honing your skills and gaining experience by not just going through the motions. In the game, it means having a plan at plate offensively or a pitching and defensive shift plan for opposing hitters based on various scouting reports. Off the field, it means making wise decisions with time management and other activities to be able to be at your best.

A

AGGRESSIVE - You aren't just given things in life, you must aggressively pursue your dreams in order to achieve them. Being aggressive means taking that extra base on a ball in the gap, stealing second when you need to get a runner into scoring position, heading to your teacher's office hours to talk about things you may not have understood in class, going after a hitter with your best pitch in the best location and challenging yourself to become the best you can be because you are passionate about helping the team succeed.

C

COMPETITIVE - A team-based sport is one of the most competitive dynamic there is in life. To be successful, you need to be competitive in many areas. We strive to be competitive on the field, winning individual games, along with conference and national championships. We are competitive with each other on the team, knowing that we make each other better as each one raises their level of skill and accomplishments. We are also competitive off the field, in the classroom and in the workforce as there are many who would seek to be where we are, but only few will attain it.

C

COMMITTED - The previous four core values mean nothing unless everyone is committed to it. Obstacles and challenges will come up. Losses on the field and issues off of it will occur and cause problems that will need to be addressed. But when we are committed - to each other, to the team, to the goals that have been set - very little can disrupt our goals and pursuits. A unified force with a united passion is very difficult to stop and our commitment to the vision and the process will enable us to be successful.



Core Values Shape Culture

- The Seminole Softball team has incorporated these values into all areas of team life, both on and off the field.
- Each fall since 2015, FSU has experienced "The Program", a two-day boot camp event where the team has worked on communication, problem solving, endurance, perseverance, paying attention to details and teamwork while accomplishing tasks on the field, at a pool, on the beach, in the woods, among others.
- Each year, the team has been able to build trust within the team by attaining goals and going through the physical and mental adversity that The Program imposes on them as a collective team and unit.
- The Seminoles also start each game and practice at "The GATE", which at JoAnne Graf Field is a physical gate, but it helps to focus on being present for the team, allowing outside distractions to stay outside and to "Give your **A**ll to the **T**eam **E**veryday."



10 WCWS APPEARANCES • 16 ACC CHAMPIONSHIPS • 31 NCAA APPEARANCES


2018 NCAA NATIONAL CHAMPIONSHIP

National Champion.

For a storied program that had reached the Women's College World Series nine times before, had three different National Players of the Year and was led by NFCA Hall of Fame Coach JoAnne Graf who was the first in NCAA history to win 1,400 games, the last accomplishment was finally secured on June 5, 2018 as Florida State earned the NCAA National Championship with a 8-3 win over Washington.

The Seminoles (58-12) received a gutsy performance from Meghan King in the circle and weathered an early deficit in the come-from-behind victory over the Huskies (52-10).

The victory exemplified the "Cardiac Kids" persona that the team took on throughout the ACC and NCAA postseason as the Seminoles became just the third team in NCAA history to lose their first game of the WCWS and come all the way back through the loser's bracket to win the title, joining Texas A&M (1983) and UCLA (2003).



After falling to No. 3 UCLA, 7-4, in its opening game, Florida State stormed back through the loser's bracket, taking down No. 7 Georgia (7-2), No. 1 Oregon (4-1) and a pair of victories over No. 3 UCLA (3-1 and 12-6) to clinch a spot in the WCWS Championship Series for the first time in program history.

In game one of the finals against Washington, it was a pitcher's duel between FSU's Meghan King and UW's Gabbie Plain and the lone run of the night came on a solo home run by Anna Shelnutt in the top of the sixth inning.

Jessie Warren's heroics at third base stopped the Huskies' comeback hopes as, after a leadoff single, Warren dove in front of the plate to catch a sacrifice bunt attempt and throw to first for a double play. The play was featured on Sportscenter and earned Warren a spot among the nominees for the 2018 ESPY for Best Play.

King was back in the circle for the final and Washington tallied three quick runs after uncharacteristic errors and miscues allowed the Huskies to take an early lead. Shelnutt again sparked the Seminole offense with a two-run home run in the bottom of the first and home runs by Warren and Elizabeth Mason later in the game pushed the FSU lead out to 8-3.

King retired 11 batters in a row until getting out of a bases-loaded jam in the fourth inning, and shut down Washington the rest of the game, allowing just one runner to reach base over the final three innings as the Seminoles secured their first national title.

Jessie Warren was named the WCWS Most Outstanding Player and was joined on the WCWS All-Tournament Team by Meghan King, Anna Shelnutt, Elizabeth Mason and Sydney Sherrill.

It was the 16th National Championship for Florida State, the third for softball and the first in the fastpitch era as the Noles earned AIAW titles in slowpitch in 1981 and 1982.

As a team, Florida State set the WCWS record with 15 stolen bases in the tournament, and matched the record for most wins (6), while etching their name in the Top 5 of 15 different WCWS categories, including doubles (12 - second), runs scored (39 - third), home runs (10 - third) and RBI (37 - third).

Individually, Dani Morgan posted a WCWS record with seven stolen bases and Jessie Warren tied the all-time WCWS mark with 13 hits. Overall, seven different Seminoles now rank in the Top 5 all-time in WCWS history in 15 different categories, including Sydney Sherrill's seven two-out RBI ranks second and Zoe Casas's three doubles and Elizabeth Mason's nine RBI both are tied for fourth.

The Seminoles closed out the 2018 season on the top of the mountain, playing softball the only way they knew how - with fun and joy and love for each other.





1981, 1982 AIAW NATIONAL CHAMPIONS • 2018 NCAA NATIONAL CHAMPIONS • 49 ALL-AMERICANS

2016 WOMEN'S COLLEGE WORLD SERIES

For the second time in three seasons, FSU softball returned to Oklahoma City and the Women's College World Series after earning an NCAA Super Regional sweep of Utah at JoAnne Graf Field on May 27-28. It marked the ninth time overall in program history that Florida State has reached the WCWS.

Prior to the games getting underway, a trio of Noles were honored for their success as Alex Powers, Jessica Burroughs and Jessie Warren received All-America honors from the National Fastpitch Coaches Association. It marked the sixth time that Florida State had earned three All-Americans in one season and the first time that all three returned for the next season. Powers and Burroughs also received 2016 ACC Player and Pitcher of the Year honors, respectively.




The Seminoles opened up the 2016 WCWS with a game against No. 15 Georgia. After breaking out to a 2-0 lead on a first-inning home run by Warren, FSU allowed the Bulldogs back into the game with three total errors in the second and third innings as Georgia took a 4-2 lead. A two-run home run in the sixth inning by Alex Powers tied the game at 4-4, but another FSU defensive error (a WCWS record-tying seventh error of the game) allowed Georgia to score an unearned run in the seventh inning to win 5-4 to send FSU to the loser's bracket.

On Elimination Saturday, Florida State battled back with a win over No. 14 UCLA, taking down the Bruins by a score of 8-4. After starter Meghan King allowed a first-inning grand slam to UCLA, Jessica Burroughs came in relief and retired 19 of the last 21 UCLA batters as FSU scored multiple runs in the second, third and fifth innings to complete the comeback victory and continue on in the 2016 WCWS. As weather caused problems for games in OKC, the next contest

between No. 7 FSU and No. 2 Michigan was forced to move to Sunday, June 5. In what became a pitcher's duel, both teams struggled to get their offense going as each squad only had five baserunners reach base for the entire game. A single to lead off the third by Alex Kossoff, followed by a walk to FSU's Morgan Klaevemann, a fielder's choice by Jessie Warren and a walk to Alex Powers loaded the bases for Sydney Broderick. A wild pitch by U-M's Megan Betsa allowed Klaevemann to dash home, scoring the only run of the game as FSU held on for the 1-0 victory. The win over No. 2 Michigan was the highest ranked win for head coach Lonni Alameda in her eight seasons at FSU.

Reaching the WCWS semifinals for the third time in school history, FSU continued with a game against No. 5 Auburn on Sunday night. In a back-and-forth fight, both teams battled as a spot in the Championship finals was on the line. FSU struck first with a run in the top of the first, but Auburn scored three in the bottom of the inning. The Noles tied it up at 3-3 in the second and took a 4-3 lead on an RBI single by Carsyn Gordon in the third, but the Tigers answered with three runs in the bottom of the third for a 6-4 advantage.

A solo home run in the fourth gave Auburn a 7-4 lead, but the Noles would not give up until their final at bat. Freshman Cali Harrod tied the game with a three-run home run in the seventh inning to force extra innings. Despite getting a runner to second with one out in the eighth, FSU was unable to push across a run. In the bottom of the inning Auburn hit a leadoff single, and along with an FSU error, put the winning run on third with no body out. A fielder's choice to third base drove in the winning run, giving Auburn a 8-7 win and sending them to the WCWS Championship Series.





10 WCWS APPEARANCES • 16 ACC CHAMPIONSHIPS • 31 NCAA APPEARANCES

2014 WOMEN'S COLLEGE WORLD SERIES

For the first time since 2004, the Florida State Seminoles advanced to Oklahoma City, Okla., for the Women's College World Series. It marked the first time that FSU had reached the WCWS since the NCAA updated the tournament to include the super regional round in 2005.

Making the World Series seemed unlikely for FSU as it lost game one of the Tallahassee Super Regional by a score of 17-3 to No. 13 Michigan. It set the record for most runs allowed in Seminole history and the 14 run margin of defeat was the largest ever.

Refusing to concede the series defeat, Florida State came out and shutout the Wolverines in game two of the series, 6-0, and were tied 2-2 in the bottom of the seventh inning of game three before senior outfielder Courtney Senas blasted a two-run walk-off home run to deep left center to end the game but begin the celebration at home plate.



Once in OKC, the Seminoles got down to work to continue their impressive season which included the program's 12th ACC Championship and FSU's 24 conference wins set a single-season record in the ACC.

Several Noles were honored with weekly, conference and regional accolades throughout the season, but the final award was given to junior pitcher Lacey Waldrop at the WCWS banquet on the 50th floor of the Devon Tower. Waldrop earned the 2014 USA Softball National Player of the Year award, becoming FSU's second winner of the award following Jessica van der Linden in 2004. Florida State is also the only school with multiple winners of the award.

The first opponent for Florida State was No. 1 Oregon. Junior shortstop and NFCA First Team All-American Maddie O'Brien led off the game with a single to center and Senas followed later the inning with a walk but the Noles were unable to score a run. Oregon's



starting pitcher would only allow two other baserunners for the rest of the game. Waldrop allowed three runs in 5.0 innings as the Seminoles lost to the Ducks, 3-0, to fall into the loser's bracket.

Two days later, FSU faced Baylor in an elimination game. Alex Kossoff led the Noles at the plate, going 2-for-3 with a run scored, including a nice bunt single in the third. However, FSU was unable to capitalize on its chances in the same way that Baylor did. Home runs by BU shortstop Jordan Strickland in the second and sixth inning accounted for four of the seven runs in the contest as Baylor eliminated Florida State from the World Series with a 7-2 victory.

While it was the best season in a decade, and one of the best in program history, the Seminoles know that they have the talent and passion to not only return to OKC and the Women's College World Series in the future, but that they have the goal of finishing the job and being the last team standing as the National Champion.





“PLAY FOR THOSE WHO CAN’T”

One of the foundational principles that Florida State softball is built on is, “Play for those who can’t.” The Seminoles have displayed that throughout the years, including recently with people like Taylor Foster, Madison Marshall, Hayden Stone and Monk Bonasorte.

Taylor Foster became part of the FSU family in 2013 through a connection with the ACC, and despite growing up in North Carolina, dreamed of playing softball for the Seminoles. Foster was diagnosed with bone cancer in at the age of 13 and her passion and enthusiasm in the face of such adversity never faltered. The Noles would routinely stop by to see Taylor and her family when playing NC area schools and the players and coaches would often keep touch via calls, texts and video chats. After her passing in April of 2014, an annual memorial tournament and camp was started and organized by FSU softball players, coaches and support staff for youth in North Carolina to share Taylor’s passion for the game and tell of her legacy.


In 2016, and through a partnership with The Friends of Jaclyn Foundation, FSU softball adopted Madison Marshall who had been diagnosed with a brain tumor in 2014 at the age of 14. The Friends of Jaclyn Foundation was created in 2005 and pairs children with pediatric brain tumors with collegiate sports teams, as they have seen the symbiotic relationships that are formed help both the child going through such a difficult situation, but also the teams that are able to come along side a family and help them fight and learn a new appreciation and perspective on life.

In 2019, again in partnership with the Friends of Jaclyn Foundation, the Seminoles adopted Hayden Stone, who had been recently diagnosed with a soft tissue cancer and lives in Tallahassee.

Monk Bonasorte, one of the main FSU athletic administrators responsible for hiring Lonni Alameda as head coach in the fall of 2008, had played football at FSU in the late 70s, and was voted into the FSU Athletics Hall of Fame in 1995. As a result, he bled Garnet and Gold and became a significant supporter of FSU softball, as well as all of the other sports on campus. In October of 2015, Bonasorte was diagnosed with brain cancer, yet never wavered in his passion for FSU and life. Right up to his passing in November of 2016, he continued to give his life to this university and be an example of the Florida State “Unconquered” spirit.

In 2017, the Lonni Alameda Softball Camps began the Monk Bonasorte Camp (Camp MB42), where the young players in attendance not only learn about the skills of softball, but also about life and who Monk was, what he meant to Florida State and how he battled through such adversity. All of the proceeds of the annual camp go to the FSU Monk Bonasorte Scholarship, and to date, the camp has raised over \$8,500.

There are numerous other relationships that have been formed over the years with young fans like Amber Howard and Maddie Briscoe, and even former players such as Dana Bailey that have battled cancer, the FSU players and staff know that there is much more to life than just this game. Though several are now gone, they are certainly not forgotten and remain a significant part of Seminole softball to this day.





2019 QUICK FACTS

Location..... Tallahassee, Fla.
 Founded..... 1851
 Enrollment..... 41,473
 Symbol..... Seminoles
 Colors..... Garnet and Gold
 Conference..... Atlantic Coast
 President..... John Thrasher
 Interim Athletics Director..... David Coburn

Head Coach..... Lonni Alameda
 Alma Mater..... Oklahoma '93
 Career Record..... 640-308-2 (15 years)
 FSU Record..... 483-150-1 (10 years)
 Assistant Coach..... Travis Wilson
 Alma Mater..... Canterbury '96
 Assistant Coach..... Craig Snider
 Alma Mater..... Centenary '05

Home Field..... JoAnne Graf Field
 Dimensions..... Lines - 200', Center - 220'
 Capacity..... 1,000
 Press Box Phone..... 850-645-3245

First Year of Softball..... 1978
 All-Time Record..... 1,966-659-6
 ACC Titles..... 16*
 *includes tie with Maryland in 1997
 National Titles (AIAW)..... 2 (1981, 1982)
 National Titles (NCAA)..... 1 (2018)
 NCAA Regional Appearances..... 31
 NCAA Super Regional Appearances..... 7
 WCWS Appearances..... 10
 NCAA Tournament Record..... 84-68

2018 Record..... 58-12
 2018 ACC Record..... 21-3
 2018 ACC Finish..... 1st (Tournament)
 1st (Regular Season)

Starters R/L..... 8/2
 Pitchers R/L..... 2/2
 Letterwinners R/L..... 13/6
 Newcomers..... 8

Softball Oversight..... Cindy Hartmann
 Softball SID..... Scott Moriak
 Moriak's email..... smoriak@fsu.edu
 Moriak's Office..... 850-644-2016
 Moriak's Cell..... 715-641-0365
 SID Office Fax..... 850.644.3820
 Website..... seminole.com
 Mailing Address..... 403 Stadium Drive W.
 Tallahassee, FL 32306

Twitter..... @FSU_Softball
 Facebook..... /FSUSoftball
 Instagram..... /fsusoftball
 Snapchat..... /fsu_softball

SEMINOLES BY STATE

Florida (11)

Deja Bush..... Davie
 Bianca Cruz..... Melbourne
 Cassidy Davis..... Valrico
 Leslie Farris..... St. Johns
 Carsyn Gordon..... Miami
 Madison Kennedy..... Baker County
 Meghan King..... Parkland
 Elizabeth Mason..... Tampa
 Morgan Noah..... Tampa
 Savannah Parker..... St. Johns
 Maegan Tomlinson..... Tallahassee

California (1)

Zoe Casas..... Rialto

Georgia (5)

Kara Bilodeau..... Cumming
 Cali Harrod..... Ephesus
 Dani Morgan..... Newnan
 Mackenzie Puckett..... Cairo
 Anna Shelnett..... Franklin

Texas (2)

Rock Benavides..... Corpus Christi
 Makinzy Herzog..... Missouri City

Oklahoma (1)

Sydney Sherrill..... Moore

Virginia (1)

Kathryn Sandercock..... McLean

West Virginia (1)

Kiersten Landers..... Scott Depot

SEMINOLES BY POSITION

Outfield (5)

Deja Bush, Zoe Casas, Makinzy Herzog,
 Kiersten Landers, Maegan Tomlinson

Infield (4)

Leslie Farris, Cali Harrod, Morgan Noah,
 Sydney Sherrill

Catchers (3)

Madison Kennedy, Elizabeth Mason,
 Anna Shelnett

Pitchers (6)

Kara Bilodeau, Bianca Cruz, Cassidy Davis,
 Makinzy Herzog, Meghan King,
 Kathryn Sandercock

Utility (5)

Rock Benavides, Carsyn Gordon, Dani Morgan,
 Savannah Parker, Mackenzie Puckett

SEMINOLES BY CLASS

Freshmen (8)

Bianca Cruz, Makinzy Herzog,
 Madison Kennedy, Kiersten Landers,
 Morgan Noah, Savannah Parker,
 Kathryn Sandercock, Maegan Tomlinson

Sophomores (5)

Rock Benavides, Kara Bilodeau,
 Mackenzie Puckett, Sydney Sherrill,
 Elizabeth Mason

Juniors (5)

Deja Bush, Cassidy Davis, Leslie Farris,
 Dani Morgan, Anna Shelnett

Seniors (4)

Zoe Casas, Carsyn Gordon, Cali Harrod,
 Meghan King

50 YEARS OF WOMEN'S INTERCOLLEGIATE ATHLETICS AT FSU



While women's athletics had held a rich tradition in Tallahassee since the early 1900's when Florida State was the Florida State College for Women, the 2018-19 season marks the 50th Anniversary of a continuous women's intercollegiate program at FSU.

Since volleyball took the floor in 1968 as the first-ever women's intercollegiate sport for the Seminoles, FSU has been a national leader in promoting and supporting women's athletics.

Florida State has won seven national championships over the last 50 years. Softball earned back-to-back AIAW (Association for Intercollegiate Athletics for Women the precursor to the NCAA) national titles in 1984-85 and captured the 2018 NCAA Title just months ago. Golf won the AIAW national title in 1981, and track & field the NCAA National Championship at the 1984 outdoor meet and 1985 indoors. Soccer won the 2014 NCAA National Championship.

A year-long celebration will launch with the "Garnet And Golden Celebration" on September 2. All event dates and details will be posted at Seminoles.com/50th and on social media utilizing the hashtag #GarnetAndGolden.



FSU Hall of Famer's Gabrielle Reece and Billie Jones unveiled the logo used during the 30-year celebration of Seminole women's athletics during the 1997-98 season.

1968-73



- In 1968, the volleyball team was the first women's intercollegiate team.
- FSU added women's track and field as an intercollegiate sport in 1969.
- Basketball's first season at Florida State was 1970

1974-78

- The Lady Seminole logo was the symbol for FSU women's athletics from 1974-75 through 2001.



- By the 1975-76 season, Florida State University sponsored seven women's intercollegiate teams.

1979-83



- Sharon Spuler and Lenor Gribble combined to record 21 All-America performances in swimming.



- The 1981 season marked the first of two straight AIAW National Championships for the softball program in slowpitch format.

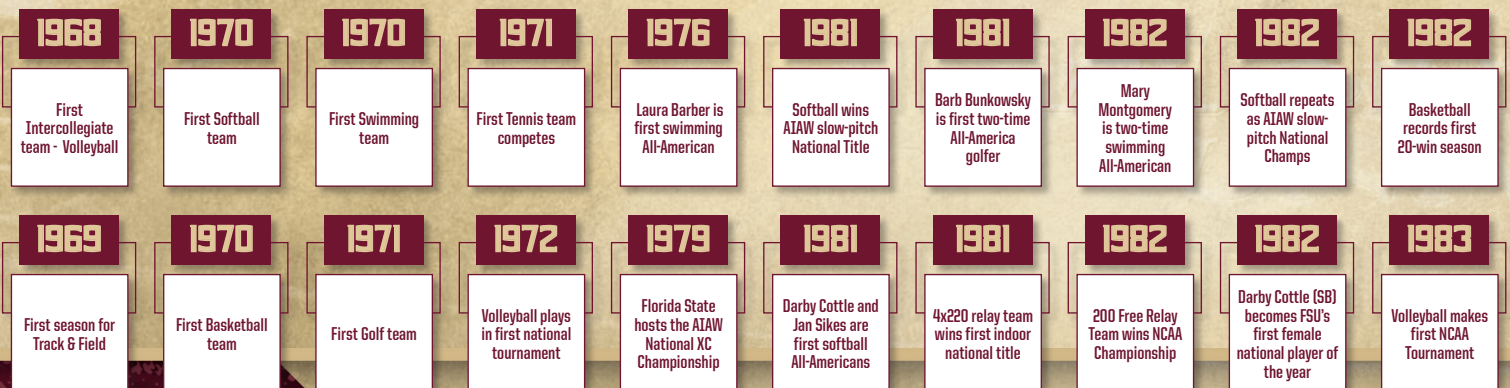


- Women's golf delivered FSU's second national title winning the 1981 AIAW National Championship with a team that produced three future LPGA stars

- Softball's Darby Cottle, a two-time All-American, was named slowpitch National Player of the Year in 1982.



50 YEARS OF MILESTONES



FSU'S WOMEN'S NATIONAL CHAMPIONSHIPS APPEARANCES

Beach Volleyball	2014	AVCA Championship Match
	2016	NCAA Championship Match
	2018	NCAA Championship Match
Golf	1981	AIAW Champions
	1982	AIAW Champions
Softball	1981	AIAW Champions
	1982	AIAW Champions
	2018	NCAA Champions
Soccer	2007	NCAA Championship Match
	2013	NCAA Championship Match
	2014	NCAA Champions
	2014	NCAA Champions
Track	1984	NCAA Outdoor Champions
	1985	NCAA Indoor Champions

■ Jamie Kaplan (pictured) and Lee McGuire were the first two FSU women's tennis players to earn NCAA Tournament berths.



1984-88

■ Sue Galkantas sets career scoring mark with 2,323 points - the most scored by a male or female basketball player in FSU history.



1989-93

- Volleyball's Gabrielle Reese led FSU to three Metro Championships and went on to captain Team Nike in the pros. She is one of the top personalities in women's sports, and her jersey will be retired this season.
- In 1989, Randy Givens became track & field's first FSU Hall of Fame inductee
- Kathy Grant won the 1990 Metro Conference golf championship.
- The basketball team won the 1991 Metro Championship and earned the program's first NCAA tournament win.
- Softball earned its first of 16 ACC Tournament Championships on its way to recording a program-best 63-9 season.
- In 1993, Laura Randmaa and Audra Brannon became first tennis All-Americans



- All-American and FSU Hall of Fame member Lori Sowell gave FSU its best-ever individual performance at the NCAA Tennis Championships when she reached the third round in 1996.
- Shamalene Wilson's hall of fame career included her selection as ACC Softball Player of the Year and first-team All-America honors.



- FSU's track & field team brought home the NCAA Outdoor National Title in 1984 and the NCAA Indoor Title in 1985.
- Marita Payne becomes the first FSU alum to win an Olympic medal
- In 1987, Softball advances to the WCWS for the first time
- Jane Geddes becomes first FSU golfer inducted into the FSU Hall of Fame



1994-98

- A new era of Florida State athletics began in 1995 with the addition of women's soccer.
- The first female "jersey" retired in FSU track & field history is that of nine-time All-American Kim Batten who set the world record in the 400-meters and won a silver medal in the 1996 Olympics.



- Florida State broke ground on a new soccer/softball complex in the spring of 1998.

50 YEARS OF MILESTONES

1983 Tennis sends first players to NCAA Tournament	1984 Track wins NCAA Outdoor Championship	1985 Track wins NCAA Indoor Championship	1987 Softball advances to WCWS for the first time	1989 Sue Galkantas is first HOF inductee from basketball	1992 Pattie Henderson is tennis' first in FSU Hall of Fame	1992 Michelle Finn (track) is first FSU alum to win an Olympic gold medal	1993 Scott Speicher Tennis Center dedicated	1995 FSU fields first soccer team	1997 Hall of Fame softball coach JoAnne Graf records 900th victory
1983 Basketball earns first NCAA bid	1985 Brenda Moore wins first Metro Conf. XC Title	1986 Softball earns first NCAA Tournament bid (fastpitch)	1988 Margie Wessel first from volleyball elected to FSU HOF	1991 Basketball wins first NCAA Tournament game	1992 Michelle Finn (track) is first FSU alum to win an Olympic gold medal	1993 Laura Randmaa & Audra Brannon become first tennis All-Americans	1994 Hall of Fame volleyball coach Cecile Reynaud wins 500th game	1996 FSU hosts NCAA Tennis Championship	1998 Groundbreaking held for soccer-softball complex

FSU HALL OF FAME INDUCTEES

Cindy Schofield	2013	Soccer
India Trotter	2017	Soccer
Susan Painter	2000	Softball
Shamalene Wilson-Broner	2002	Softball
Lisa Davidson	2005	Softball
Julie Larsen-Baker	1995	Softball
Darby Cottle Veazey	1988	Softball
Brandi Stuart	2015	Softball
Jessica van der Linden	2014	Softball
Jan Sikes	2008	Softball
JoAnne Graf	2013	Softball
Danielle Cox	2009	Softball
Ernie Stock	2016	Swimming and Diving
Wanda Burns	2006	Basketball
Tia Paschal	1999	Basketball
Brooke Wyckoff	2011	Basketball
Sue Galkantas	1989	Basketball
Bev Burnett	2012	Basketball
Lisa Young-Walters	1990	Golf
Jane Geddes	1988	Golf
Colleen Walker	1991	Golf
Barbara Bunkowsky	1994	Golf
Karen Stupples	2013	Golf
Nadia Ste-Marie	2008	Golf
Michele Guilbault	1998	Golf
Sara Linke	2014	Swimming and Diving
Lori Sowell	2003	W. Tennis
Buffy Baker	1997	W. Tennis
Patti Henderson	1992	W. Tennis
Audra Brannon	2007	W. Tennis
Tonya Carter	2010	Track and Field
Randy Givens	1989	Track and Field
Michelle Finn	1990	Track and Field
Marita Payne	1991	Track and Field
Kim Batten	1997	Track and Field
Angela Wright	2001	Track and Field
Holly Kelly	2004	Track and Field
Lacy Janson	2016	Track and Field
Vicky Gill	2015	Track and Field
Esmeralda Garcia	2015	Track and Field
Brenda Cliette	2007	Track and Field
Tonja Brown	2011	Track and Field
Margie Wessel Scott	1988	Volleyball
Maggie Philgence	1998	Volleyball
Gabrielle Reece	1997	Volleyball
Sally Summer	2016	Volleyball
Cecile Reynaud	2009	Volleyball
Karyn Palgut	2010	Volleyball
Dr. Billie Jones	1998	Volleyball/Softball

1999-05

- Latavia Coleman became the first FSU female drafted into a professional sport by the WNBA in 2000
- Amanda Santos is named All-America in 2004 becoming FSU's first in volleyball



- Jessica van der Linden capped a remarkable softball career by being named USA Softball National Player of the Year



- Mark Krikorian is named 2005 Soccer America National Coach of the Year
- Jennifer Hyde, who is now FSU's all-time winningest women's tennis coach, is hired in 2005


2006-08



- Swimming & Diving wins its first ACC Championship in 2006
- Mami Yamaguchi wins the 2007 MAC Hermann Trophy and her soccer jersey is the first retired in the sport in 2016.



- Basketball reaches first NCAA Sweet 16 in 2007
- The Morcom Aquatics Center opens in 2008 providing a state-of-the-art facility for FSU's swimming and diving programs.



- JoAnne Graf retires in 2008 as the winningest coach in college softball history (1,437-478-6)

50 YEARS OF MILESTONES

2000

Tully Gym floor dedicated to Lucy McDaniel (Nov. 2)

2000

Golf begins streak of 18 straight seasons with an All-ACC player.

2003

Soccer's first trip to NCAA College Cup

2005

Softball stadium named "JoAnne Graf Field" (April 2)

2007

Basketball's Wanda Burns and Tia Pashal's jerseys retired

2008

XC team wins first of five straight ACC titles

2009

FSU becomes 2nd ACC program to win track triple crown

2010

Becky Edwards is first pro soccer draft pick

2010

Tennis reaches first-ever NCAA Sweet 16

2011

FSU becomes one of the first to build beach volleyball courts

2000

Latavia Coleman becomes first woman drafted into a pro sport by WNBA.

2002

XC team qualifies for NCAA's for the first time

2003

Leah Gallegos is soccer's first All-American

2006

Basketball jersey of Brooke Wyckoff retired

2007

Women's Basketball reaches first NCAA Sweet 16

2008

Hannah England breaks NCAA 1500-meter record (o)

2009

Basketball wins first ACC Regular Season title

2010

Basketball reaches first NCAA Elite Eight

2011

First NCAA Final Four appearance for volleyball

2012

Bev Burnett becomes basketball's fifth in HOF

50 YEARS OF WOMEN'S INTERCOLLEGIATE ATHLETICS AT FSU



2010-14



- The 2010 NCAA Elite Eight run marked basketball's deepest run in the NCAA Tournament to date.
- Beach (then called sand) volleyball reached the 2012 AVCA National Championship match.



- Soccer wins the 2014 NCAA National Championship
- Sara Linke becomes first swimmer inducted into FSU Hall of Fame
- Lacey Waldrop named 2014 USA Softball National Player of the Year




- Beach volleyball reaches the NCAA National Championship match in 2018 (also in 2016) and finish runner-up to UCLA

2015-PRESENT

- Basketball head coach Sue Semrau is named the Associated Press National Coach of the Year




- Colleen Quigley and Kala Funderburk win NCAA Outdoor titles in the steeplechase and 400, respectively
- Legendary volleyball coach Cecile Reynaud inducted into AVCA Hall of Fame in 2017

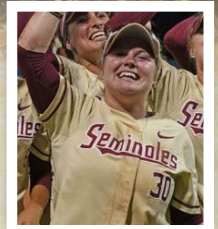


- Shakayla Thomas becomes FSU's ACC Player of the Year in basketball 2017.

- The 2018 FSU tennis team advances to the NCAA Elite Eight for the first time in school history.
- Morgan Metraux's fifth place finish at the 2018 NCAA Golf Championships is best individual finish in FSU history



- Softball wins four straight elimination games to take the programs first NCAA National Championship in 2018. Jessie Warren is named MVP.



50 YEARS OF MILESTONES

2014	2014	2015	2016	2017	2017	2018	2018	2018	2018
Beach Volleyball is AVCA National Runner-Up	Dagny Brynjarsdottir is Soccer America Player of the Year	Basketball records best-ever season at 32-5	NCAA adds beach volleyball; Brooke Niles is Coach of the Year	Cecile Reynaud inducted into AVCA Hall of Fame	Golf wins FSU record six tournaments	Track & Field wins third ACC Indoor title	Golf competes in 13th straight NCAA	Softball wins NCAA Championship	Meghan King posts lowest ERA in WCWS history



2019 SOFTBALL ROSTER

NUMERICAL

No.	Name	B/T	Pos.	Ht.	Yr.	Hometown/Prev. School
1	Dani Morgan	R/R	UT	5-6	Jr.	Newnan, Ga. / East Coweta
2	Maegan Tomlinson	L/R	OF	5-7	Fr.	Tallahassee, Fla. / Chiles
3	Bianca Cruz	R/R	P	5-8	Fr.	Melbourne, Fla. / Space Coast
5	Elizabeth Mason	R/R	C	5-8	RSo.	Tampa, Fla. / Gaither
6	Zoe Casas	L/L	OF	5-7	Sr.	Rialto, Calif. / Aquinas
9	Deja Bush	L/R	OF	5-5	RJr.	Davie, Fla. / Charles W. Flanagan
10	Cali Harrod	R/R	UT	5-7	Sr.	Ephesus, Ga. / Heard County
11	Rock Benavides	R/R	UT	5-4	So.	Corpus Christi, Texas/Veterans Memorial
12	Carsyn Gordon	R/R	INF	5-9	Sr.	Miami, Fla. / Coral Reef
13	Anna Shelnett	R/R	C	5-4	Jr.	Franklin, Ga. / Heard County
14	Savannah Parker	R/R	UT	5-5	Fr.	St. Johns, Fla. / Bartram Trail
16	Mackenzie Puckett	L/R	UT	5-7	So.	Cairo, Ga. / Cairo
18	Madison Kennedy	R/R	C/OF	5-8	RFr.	Baker County, Fla. / Baker County
21	Makinzy Herzog	L/R	P/OF	5-7	Fr.	Missouri City, Texas / Ridge Point
24	Sydney Sherrill	L/R	UT	5-7	So.	Moore, Okla. / Southmoore
26	Leslie Farris	R/R	INF	5-4	Jr.	St. Johns, Fla. / Creekside
27	Kara Bilodeau	R/R	P	5-9	So.	Cumming, Ga. / Auburn
32	Kathryn Sandercock	R/R	P	5-10	Fr.	McLean, Va. / Bishop O'Connell
44	Morgan Noah	L/R	INF	5-4	Fr.	Tampa, Fla. / Sickles
48	Meghan King	R/L	P	5-9	RSr.	Parkland, Fla. / St. Thomas Aquinas
55	Kiersten Landers	L/R	OF	5-6	Fr.	Scott Depot, W.V. / Hurricane
70	Cassidy Davis	R/R	P/UT	5-9	Jr.	Valrico, Fla. / Newsome

ALPHABETICAL

No.	Name	B/T	Pos.	Ht.	Yr.	Hometown/Prev. School
11	Rock Benavides	R/R	UT	5-4	So.	Corpus Christi, Texas/Veterans Memorial
27	Kara Bilodeau	R/R	P	5-9	So.	Cumming, Ga. / Auburn
9	Deja Bush	L/R	OF	5-5	RJr.	Davie, Fla. / Charles W. Flanagan
6	Zoe Casas	L/L	OF	5-7	Sr.	Rialto, Calif. / Aquinas
3	Bianca Cruz	R/R	P	5-8	Fr.	Melbourne, Fla. / Space Coast
0	Cassidy Davis	R/R	P/UT	5-9	Jr.	Valrico, Fla. / Newsome
26	Leslie Farris	R/R	INF	5-4	Jr.	St. Johns, Fla. / Creekside
12	Carsyn Gordon	R/R	INF	5-9	Sr.	Miami, Fla. / Coral Reef
10	Cali Harrod	R/R	UT	5-7	Sr.	Ephesus, Ga. / Heard County
21	Makinzy Herzog	L/R	P/OF	5-7	Fr.	Missouri City, Texas / Ridge Point
18	Madison Kennedy	R/R	C/OF	5-8	RFr.	Baker County, Fla. / Baker County
48	Meghan King	R/L	P	5-9	RSr.	Parkland, Fla. / St. Thomas Aquinas
55	Kiersten Landers	L/R	OF	5-6	Fr.	Scott Depot, W.V. / Hurricane
5	Elizabeth Mason	R/R	C	5-8	RSo.	Tampa, Fla. / Gaither
1	Dani Morgan	R/R	UT	5-6	Jr.	Newnan, Ga. / East Coweta
44	Morgan Noah	L/R	INF	5-4	Fr.	Tampa, Fla. / Sickles
14	Savannah Parker	R/R	UT	5-5	Fr.	St. Johns, Fla. / Bartram Trail
16	Mackenzie Puckett	L/R	UT	5-7	So.	Cairo, Ga. / Cairo
32	Kathryn Sandercock	R/R	P	5-10	Fr.	McLean, Va. / Bishop O'Connell
13	Anna Shelnett	R/R	C	5-4	Jr.	Franklin, Ga. / Heard County
24	Sydney Sherrill	L/R	UT	5-7	So.	Moore, Okla. / Southmoore
2	Maegan Tomlinson	L/R	OF	5-7	Fr.	Tallahassee, Fla. / Chiles

Head Coach - Lonni Alameda (Oklahoma, 1993)
 Assistant Coach - Travis Wilson (University of Canterbury, 1996)
 Assistant Coach - Craig Snider (Centenary, 2005)

Pronunciation guide

2 Maegan Tomlinson
 6 Zoe Casas
 9 Deja Bush

May-gan
 Zo-ee CAH-sus
 DAY-zhah
 12 Carsyn Gordon
 26 Leslie Farris
 27 Kara Bilodeau
 Head Coach Lonni Alameda

Carson
 Ferris
 Bill-oh-dough
 Al-uh-mee-duh



10 WCWS APPEARANCES • 16 ACC CHAMPIONSHIPS • 31 NCAA APPEARANCES



48 • MEGHAN KING

Pitcher • Redshirt Senior • Parkland, Fla. • St. Thomas Aquinas

CAREER HIGHS					
Innings Pitched:	11.0	vs. LSU - NCAA (5/26/18)	Walks Allowed:	4	5x, last vs. Georgia - NCAA (6/2/18)
Runs Allowed:	10	vs. Michigan (2/20/16)	Strikeouts:	12	vs. LSU - NCAA(5/26/18)
Earned Runs:	7	3x, last at Syracuse (4/8/17)	Hits Allowed:	14	at Syracuse (4/8/17)

- 2018 NCAA NATIONAL CHAMPION
- 2018 WCWS ALL-TOURNAMENT TEAM
- 2018 NFCA SOUTHEAST ALL-REGION THIRD TEAM
- 2018 ALL-ACC FIRST TEAM
- 2018 ACC ALL-TOURNAMENT TEAM
- 2018 ALL-ACC ACADEMIC TEAM
- 2018 USA SOFTBALL PLAYER OF THE YEAR TOP 50 WATCH LIST
- 2017 NFCA SOUTHEAST ALL-REGION THIRD TEAM
- 2017 ALL-ACC FIRST TEAM
- 2017 ACC ALL-TOURNAMENT TEAM
- 2017 ALL-ACC ACADEMIC TEAM
- 2016 ALL-ACC FIRST TEAM
- 2016 ACC ALL-TOURNAMENT TEAM
- 2016 ALL-ACC ACADEMIC TEAM
- FSU SOFTBALL TRIBE MEMBER

Redshirt Junior Season (2018):

Had the best year of her career in the circle as she helped lead the Seminoles to their first NCAA National Championship...led the team and the ACC with a 1.17 ERA and recorded a 26-6 record and three saves, with 190 strikeouts over 198.0 innings...currently ranks eighth in FSU history with 78 wins and her eight career saves ranks in a tie for third in school history...was outstanding at the 2018 Women's College World Series, posting a 4-0 record with a 0.20 ERA over 34.1 innings, which is the lowest ERA in the history of the WCWS, earning a spot on the WCWS All-Tournament Team...won all three games for FSU at the 2018 ACC Softball Championship and was selected to the 2018 ACC All-Tournament Team...received All-ACC First Team honors and was selected to the NFCA Southeast Region Third Team for the second time in her career...allowed just one hit in a complete-game win at Texas State on February 10...earned a complete-game win over No. 14 Minnesota on February 16, striking out a season-high seven batters and allowing just one earned run...retired 20 of the last 24 batters she faced in a close 1-0 loss to No. 20 Michigan on February 17...combined with Cassidy Davis for a perfect game against Northern Iowa on February 23...posted a "technical" perfect game by retiring 21 consecutive batters over three appearances - last nine at South Alabama (2/21), all nine versus Northern Iowa (2/23) and the first three at No. 10 Alabama (2/24)...named ACC Pitcher of the Week on February 27...allowed just one hit in 5.0 scoreless innings against Hofstra on March 3, giving up two walks and striking out five...struck out three in 5.0 innings with just one run scored on March 10 at North Florida...tied a season high with seven strikeouts in a win over VT on March 17, tossing 6.0 innings with just four hits and one run allowed...recorded seven strikeouts to tie a season high in a 6.0 inning win over Troy on March 21...pitched 6.0 shutout innings against Syracuse on March 24, allowing just two hits and zero walks with six strikeouts...earned her first save of the season on March 25 versus Syracuse...struck out four in 3.0 innings in a win at Georgia Tech (3/31)...tossed 4.0 shutout innings of relief at GT on April 1, striking out five and allowing just one hit...received ACC Pitcher of the Week honors on April 3...recorded seven strikeouts and allowed just one run in an 8.0-inning loss versus Pitt on April 6...set a season high with nine strikeouts and allowed just one walk and one unearned run at BC (4/13)...pitched the final 2.0 innings of the second game of the DH at Boston College, tossing two strikeouts and not allowing a run to earn her second save of the season and seventh of her career...posted seven strikeouts in a 5.0-inning win against Louisville on April 22...tossed 5.0 innings of relief against Louisville on May 10 in the ACC Tournament, allowing three hits and an unearned run as the Seminoles earned a 7-4 come-from-behind win...struck out five and gave up one run on three hits against Notre Dame on May 11...earned a win in relief on May 12 against Pitt in

the ACC Championship Game, striking out three in 1.2 innings as the Seminoles won 5-4...gave up three hits and one run in an 8.0-inning win over No. 16 Auburn on May 19, striking out eight batters...set career highs in innings pitched (11.0) and strikeouts (12) in an elimination game against No. 11 LSU in the NCAA Tallahassee Super Regional on May 26...gave up one unearned run over 4.2 innings against No. 3 UCLA at the WCWS on May 31, striking out six...earned the win in a complete-game victory against No. 7 Georgia on June 2 in a WCWS elimination game, allowing two unearned runs and five hits with four strikeouts...earned her third save of the season, closing out the final 0.2 innings in a 4-1 win against No. 1 Oregon on June 2...recorded 10 strikeouts against No. 3 UCLA in the first of two games against the Bruins in the NCAA Semifinals on June 3...was in the circle for the Seminoles for every pitch of the WCWS Championship Series on June 4-5 against No. 5 Washington, earning a pair of complete-game victories and recording 10 strikeouts and allowing just one earned run and 10 hits.

Redshirt Sophomore Season (2017):

Had a breakout season in 2017, earning NFCA Southeast All-Region Third Team honors, as well as being selected to the All-ACC First Team for the second year in a row...posted a record of 27-3, with a 1.50 ERA including wins over No. 1 Florida and No. 9 Arizona...earned ACC Pitcher of the Week honors (May 2) and helped the Noles post a perfect 24-0 record in conference play to become just the third Power 5 school to have an undefeated season in conference...finished the year with three saves, including one against No. 6 UCLA, giving her five for her career which ranks eighth-most in FSU history...recorded a career-high 10 strikeouts against Furman in her first appearance of the season on February 10...tossed a complete-game shutout against Marshall on February 11, scattering seven hits and posting four strikeouts...pitched 2.1 innings of relief, giving up one hit, zero runs with two strikeouts to earn the win against Marshall on February 12...allowed two unearned runs against Northwestern on February 17, scattering six hits and posting five strikeouts...earned the win against Nebraska on February 18, pitching 4.0 innings, giving up two hits, zero runs or walks and posting one strikeout...struck out six batters in 6.0 innings in a 8-2 win over Stanford on February 23...tossed 6.2 shutout



CAREER STATISTICS AT FLORIDA STATE

Year	era	w-l	app	gs	cg	sho	sv	ip	h	r	er	bb	so	2b	3b	hr	bf	bavg	wp	hbp	bk	sfa	sha
2016	2.30	25-5	47	33	19	7/8	2	200.2	195	82	66	46	127	25	5	14	857	.247	7	13	0	1	9
2017	1.50	27-3	42	29	7	5/10	3	182.0	147	51	39	39	129	18	1	6	738	.216	5	6	0	4	7
2018	1.17	26-6	42	32	15	3/6	3	198.0	133	44	33	54	190	17	2	5	791	.189	10	14	0	3	15
TOTAL	1.66	78-14	131	94	41	15/24	8	580.2	475	177	138	139	446	60	8	25	2386	.218	22	33	0	8	31



48 • MEGHAN KING

Pitcher • Redshirt Senior • Parkland, Fla. • St. Thomas Aquinas

innings against No. 9 Arizona on February 25, giving up five hits and three walks with three strikeouts...earned her first save of the season, and third of her career, against No. 6 UCLA, closing out the final 2.1 innings without giving up a run in FSU's 2-1 win...allowed two hits and posted five strikeouts in 4.1 shutout innings in a win against Georgia Tech on March 4...needed only 39 pitches to earn the win against North Florida on March 8, tossing 4.0 shutout innings with two strikeouts and allowing three hits and zero walks...tossed 5.0 shutout innings with four strikeouts at Virginia Tech in game one of a DH on March 10...improved to 10-0 on the season on March 11, giving up two runs on six hits in 4.1 innings at VT...pitched 3.0 scoreless innings on March 15 at FGCU, giving up a walk and two hits, along with a strikeout...earned a complete-game victory on March 17 in a shutout against Notre Dame, giving up just three hits and zero walks, with four strikeouts...allowed just two hits and zero walks, while recording three strikeouts in 5.0 shutout innings, in a win at UCF on March 22...improved to 15-0 on the season with a win at Virginia on March 25, giving up five hits over five shutout innings with three strikeouts...scattered six hits and four runs (two earned) with four strikeouts in a win against Pitt on April 1...faced just five batters but recorded six outs on April 2 against Pitt, using four pitches in her first inning of relief to record a strikeout and a double play in the fifth inning and then retired all three batters she faced in the sixth...allowed just two hits and retired the last 16 batters she faced in a complete-game victory at Troy on April 18...gave up just one walk over 3.2 innings of relief on April 24 as FSU scored in the seventh to beat Louisville 5-4...tossed a one-hitter against North Carolina on April 28, striking out eight and allowing two walks...surrendered just one unearned run and two hits in a victory over UNC on April 29, striking out three...pitched 6.2 scoreless innings of relief against No. 1 Florida on May 3, surrendering just two hits and a walk, while striking out three as FSU earned a 3-1 win in 11 innings...pitched a complete-game two hitter against Notre Dame in the ACC Championship semifinals (5/12)...earned her second save of the season against North Carolina in the ACC Championship Game (5/13)...pitched a scoreless seventh inning against Princeton on May 19 to earn her third save of the year...posted eight strikeouts in a win over No. 25 Georgia in the NCAA Tallahassee Regional, allowing just one unearned run over 6.2 innings...allowed just four hits and an unearned run in a complete game against no. 18 LSU in the NCAA Super Regional.

Redshirt Freshman Season (2016):

Key member of the pitching staff, posting a 25-5 record on the season, including ranked wins over No. 3 Auburn, No. 20 Minnesota, No. 20 Notre Dame and No. 25 Utah...her 25 victories ranked 16th in the NCAA...tossed FSU's first perfect game since 2004, retiring all 18 batters faced against Tulsa on March 12. She struck out five and did not allow a ball to leave the infield until the sixth inning...Tulsa went on to win its conference tournament (AAC) and King became the seventh pitcher since 2005 to record a perfect game against a team that went on to win its conference tournament...finished with a 2.30 ERA and 127 strikeouts in 200.2 innings as opponents batted just .247 against her on the season...pitched 19 complete games, including seven shutouts...the seven shutouts ranked No. 2 in the ACC and No. 20 in the NCAA...recorded two saves on the season, closing out wins over No. 13 UCLA and No. 25 Utah...faced four or fewer batters in 143 of her 200.2 innings pitched, including 71 perfect 1-2-3 innings...earned the complete game victory in her first career appearance as a Seminole, tossing 7.0 innings with four hits, two unearned runs, one walk and six strikeouts against St. John's on Feb. 12...did not allow a walk or a run in 3.0 innings to earn the win against LIU Brooklyn on Feb 13...closed out the game against Illinois, giving up a run, a walk and two hits in 2.0 innings against the Illini...struck out four in 1.2 innings against Stephen F. Austin on February 17...tossed a complete-game shutout against No. 20 Minnesota on Feb. 21...struck out five in 4.1 innings pitched against UAB on February 27...pitched a complete game against Syracuse (Mar. 19) while allowing one run on two hits with six strikeouts...pitched a complete game shutout with three strikeouts against Boston College on April 16...tossed a complete game in a road victory at No. 3 Auburn on April 20, allowing three runs, three walks with three strikeouts...threw a complete game allowing three hits and one run against Virginia Tech on April 23...capped off the game at Pitt on April 30, tossing the final 1.0 inning and retiring all three batters faced...recorded a career-high eight strikeouts on May 1 at Pitt in a complete-game victory over the Panthers...earned the win in all three games of the 2016 ACC Championships, taking down Pitt, North Carolina and Notre Dame, giving up just four runs in 17.0 innings...clinched the NCAA Regional championship against South Carolina on May 22 with a complete game victory, giving up just one run and zero walks with three strikeouts...earned her second save of the season against Utah in game one of the Super Regional against No. 25 Utah (5/27), entering with the bases loaded and closing out the 6-2 victory...sent the Seminoles to the Women's College World

Series with a complete-game shutout - her seventh of the season - against Utah on May 28, needing just 72 pitches and scattering four hits with one walk and four strikeouts...pitched 5.0 innings of relief against No. 15 Georgia in the opening game of the WCWS on June 2, allowing four hits and one unearned run with one walk and five strikeouts.

Freshman Season (2015):


Redshirted her freshman season...competed with the Puerto Rico Junior and Full National Team during the summer and placed third at the 2015 WSBC Junior World Championships, setting a tournament record with 60.2 innings pitched and finishing with a 6-3 record and a 0.57 ERA.

High School:

Led St. Thomas Aquinas to back to back FHSAA Class 7A State Championships in 2013 and 2014...posted a 20-2 record in 2014, along with a 0.25 ERA, 226 strikeouts against just 19 walks to earn Gatorade Florida Softball Player of the Year honors...recorded 15 shutouts and three no-hitters, including one perfect game, during the 2014 season en route to being named a MaxPreps First Team All-American...played for the Gold Coast Hurricanes and finished 13th at the 2013 ASA Nationals with 18u Gold Norman and placed third with 18u Gold Cooper at the 2014 Triple Crown Sports Colorado Fireworks Tournament...named the Florida Dairy Farmers 7A Player of the Year in 2014...First Team All-American by MaxPreps and Student Sports...Runner-up to teammate Korina Rosario for the 2014 Florida Dairy Farmers Miss Softball Award...earned Miracle Sports 7A All-State First Team honors in 2013-14 and named to the Third Team in 2012...member of 2014 Florida Athletic Coaches Association All-Star Team...named to the Miami Herald All Broward 8A-6A Softball First Team, as well as their Pitcher of the Year in both 2013 and 2014, while garnering Second Team accolades in 2011 and 2012...awarded Sun-Sentinel All-County First Team honors in 2013-14 and Player of the Year in 2014.


Personal:

Born on January 25, 1996...majoring in Child and Family Sciences...daughter of Mike and Karen King...has one brother and one sister...completed over 200 hours of community service in high school and also participated in a six-day mission trip to Costa Rica...competed internationally for the Puerto Rico national team...loves her wiener dog, Oliver...favorite movie is She's The Man...would love to add Oregon to the schedule because her best friend plays for them...enjoys listening to her Disney station on Pandora...aspires to work as a pediatric nurse...had a hermit crab and several fish as pets growing up...cannot live without her bear...says the best part of playing in the ACC is that most of the games are close enough for family to come and watch...wears No. 48 because it was her rec soccer number in second grade.





10 WCWS APPEARANCES • 16 ACC CHAMPIONSHIPS • 31 NCAA APPEARANCES



6 • ZOE CASAS

Outfielder • Senior • Rialto, Calif. • Aquinas

CAREER HIGHS					
Hits:	3	3x, last vs. Pitt (4/6/18)	RBI:	4	2x, last at Pittsburgh (5/1/16)
Doubles:	2	2x, last vs. UC Davis (3/5/16)	Runs:	2	6x, last at Georgia Tech (3/30/18)
Triples:	1	4x, last vs. Notre Dame - ACC (5/11/18)	Walks:	2	4x, last vs. Jacksonville State - NCAA (5/20/18)
Home Runs:	1	10x, last at NC State (5/6/18)	Stolen Bases:	1	7x, last vs. Georgia (6/2/18)

2018 NCAA NATIONAL CHAMPION
2018 ALL-ACC FIRST TEAM
FSU SOFTBALL TRIBE MEMBER

Junior Season (2018):

Played in 66 games with 60 starts in the outfield as a junior as she helped the Seminoles with the 2018 NCAA National Championship...earned All-ACC First Team honors as she led the team with 23 hits in conference play and added five doubles, a triple, three home runs, 16 RBI and nine runs scored against ACC opponents...for the season, she tallied a .299 batting average (52-for-174) with 13 doubles, three triples, three home runs, 37 RBI, 17 runs scored and five stolen bases...hit a single, drove in an RBI and scored a run in the season-opener against Portland State (2/9)...had a pair of hits, including a double, and recorded an RBI versus Portland State on February 10...drove in three runs with a bases-clearing triple against Florida AGM on February 14...hit a double and drove in a run during the two games versus No. 14 Minnesota in the ACC/Big Ten Softball Challenge (February 16-17)... was 1-for-2 from the plate against Georgia State on February 24...walked and scored a run against Penn on March 8...hit a single in both games of a doubleheader against Troy on March 21 and had an RBI and a run scored... had a base hit and drove in the only run of the game on a sixth-inning sacrifice fly in FSU's 1-0 win over Syracuse on March 23...tied a season high with two hits, including a double, on March 25 against Syracuse...drove in three RBI and hit her first home run of the season at Georgia Tech on March 30...was a perfect 3-for-3 from the plate on April 1 at Georgia Tech, adding a walk, a double and a run scored...tied a career high with three hits against Pitt on April 6...hit an RBI single against No. 6 Florida on April 11 and stole a base...had a pair of singles and drove in a run at BC on April 14...hit a solo home run against Louisville on April 21...recorded a double and a home run during the NC State series on May 4-6...hit an game-tying RBI triple and walked twice against Notre Dame in the ACC semifinals on May 11...walked and added a single versus Pitt in the ACC Championship Game on May 12...lined an RBI double on May 18 in the opening game of the NCAA Tallahassee Regional against Jacksonville State...batted 2-for-2 with a double, two walks and two RBI vs. Jacksonville State in the regional final on May 20...had a pair of hits, including a double in game two of the NCAA Super Regional against No. 11 LSU on May 26...batted 2-for-3 with three RBI in a WCWS elimination game against No. 7 Georgia on June 2...hit an RBI single on June 2 against No. 1 Oregon...had three hits, including an RBI double over both games against No. 3 UCLA on June 3 as the Seminoles advanced to the Women's College World Series Championship Series for the first time in program history...doubled and scored the game-tying run as FSU came from behind to defeat No. 5 Washington on June 5 to win FSU's first National Championship.



Sophomore Season (2017):

Saw action in 44 games with 30 starts - 12 in the outfield and 18 at designated player - helping the Seminoles reach the NCAA Super Regionals for the fifth season in a row...finished with a .232 batting average (19-for-82) with 12 runs scored, two doubles, two home runs, 17 RBI and 14 walks...hit a two-RBI single in the third against Lipscomb as part of a nine-run inning in the 13-1 win on Feb 10...drove in a run with a pinch-hit single against Marshall on Feb 12...walked and scored a run against Northwestern in the ACC/Big Ten Challenge on February 18...hit a home run in the top of the sixth inning against No. 14 Michigan on Feb. 26...had a two-RBI double at Florida Gulf Coast on March 15 and added a walk and a run scored...batted 2-for-3 with a double and two runs scored on March 24 at Virginia...drove in two runs and drew a walk at UVA (3/25)...had a single, a walk and a run scored on April 1 against Pitt...brought in a run with a sacrifice fly on April 9 at Syracuse...had one walk and one hit in each game of the doubleheader at Troy on April 18...tied the game with a two-run single in the top of the seventh at Louisville on April 23...drove in the game-winning run with an RBI single in the seventh on April 24 at Louisville...drew a pinch-hit walk against No. 25 Georgia on May 21.

CAREER STATISTICS AT FLORIDA STATE

Year	avg	gp-gs	ab	r	h	2b	3b	hr	rbi	tb	slg%	bb	hbp	so	gdp	ob%	sf	sh	sb-att	po	a	e	fld%
2016	.276	64-63	174	26	48	13	1	5	43	78	.448	20	3	17	0	.350	6	5	2-2	23	0	1	.958
2017	.232	44-30	82	12	19	2	0	2	17	27	.329	14	0	21	0	.337	2	1	0-0	6	0	0	1.000
2018	.299	66-60	174	17	52	13	3	3	37	80	.460	14	4	25	0	.363	1	1	5-6	40	0	2	.952
TOTAL	.277	174-153	430	55	119	28	4	10	97	185	.430	48	7	63	0	.352	9	7	7-8	69	0	3	.958




6 • ZOE CASAS

Outfielder • Senior • Rialto, Calif. • Aquinas

Freshman Season (2016):

Played in 64 games with 63 starts, 32 in left field and 31 at designated player, in helping the Noles reach the World Series and earn their third consecutive ACC Championship...batted .276 (48-for-174) with 13 doubles, one triple, five home runs, 43 RBI and 26 runs scored...added 20 walks, two stolen bases and six sacrifice flies...the six sacrifice flies tied for the fourth-most in the NCAA on the season...recorded 13 multi-hit games and had 11 games with multiple RBIs...walked and scored in her first career game at FIU on February 12...batted 2-for-3 with a career-high four RBI in a Noles victory over LIU Brooklyn on Feb. 13...had two hits and an RBI against No. 2 Michigan on February 20...hit two doubles and drove in both runs in FSU's 2-0 victory over No. 20 Minnesota on February 21...batted 1-for-2 with a double, two RBI, and two runs scored against UAB on Feb. 27...achieved her first career triple on her only hit against Bradley on Feb. 27...batted 2-for-3 with two doubles and two RBI against UC Davis (Mar. 5)...went 3-for-4 with two RBI in a win against UNC on March 25...batted 2-for-3 with one double, two RBI and one run scored against NC State (April 10)...hit 2-for-4 with one run scored in a win against Boston College (April 16)...went 2-for-3 with two RBI and a double in a win against Boston College (April 17)...had an impressive doubleheader performance at No. 3 Auburn on April 20, going 2-for-4 with an RBI in game one and hitting a two-run home run in game two, helping give the Seminoles a 4-3 win over the Tigers...batted 2-for-4 with a home run and tied a career high with four RBI and two runs scored in a 15-5 win at Pitt on May 1...hit a solo home run against No. 20 Notre Dame in the ACC Championship Game on May 14...had a base hit and a walk in the final game of the NCAA Super Regional against Utah on May 28...recorded a walk against No. 14 UCLA on June 4...had a base hit against No. 5 Auburn in the WCWS semifinal game on June 5.



High School:

An outstanding athlete from Aquinas High School, setting the California Interscholastic Federation record with 247 hits in her career...batted .741 as a senior with 64 hits and 41 runs scored as she was named a MaxPreps First Team All-American...as a junior in 2014, she hit .644 with 10 doubles, four triples and 26 stolen bases as she earned CIF Player of the Year honors for Division 4...she was also named to the All-League First Team and was the Ambassador League Player of the Year...earned First Team All-America honors from MaxPreps in 2013 and was the CIF Division 5 Player of the Year in 2013 as Aquinas High School won the CIF Southern Section Division 5 Championship...she was also a member of the Corona Angels and won 12U ASA/USA State and National Championships in 2008...the Angels were finalists at the 14U (2011), 16U (2012) and 18U (2014) PGF National Championships and won three straight ASA Champions Cups from 2012 to 2014.

Personal:

Born December 22, 1996...has one sister, one half-brother, two step-sisters, and two step-brothers...aspires to be a sports medicine doctor...favorite home-cooked meal is tacos, beans and sopa...cannot live without her family and friends...favorite school subject is math...looking forward to playing Notre Dame because the members of her family are huge Fighting Irish fans...says having the opportunity to play against high competition and get a great education is the best part of being an ACC student-athlete...enjoys wearing dark clothes because she loves to wear black...her uncle is Dan Caldwell, co-owner and president of Tapout.



12 • CARSYN GORDON

Utility • Senior • Miami, Fla. • Coral Reef

CAREER HIGHS					
Hits:	3	6x, last at Georgia Tech (4/1/18)	RBI:	6	vs. UAB (2/28/16)
Doubles:	3	at Georgia Tech (4/1/18)	Runs:	4	vs. Portland State (2/9/18)
Triples:	1	10x, last vs. Louisiana (4/4/18)	Walks:	4	vs. Jacksonville State - NCAA (5/20/18)
Home Runs:	2	at Syracuse (4/8/17)	Stolen Bases:	2	6x, last vs. Jacksonville State - NCAA (5/20/18)

- 2018 NCAA NATIONAL CHAMPION
- 2018 NFCA SOUTHEAST ALL-REGION FIRST TEAM
- 2018 ALL-ACC SECOND TEAM
- 2018 ALL-ACC ACADEMIC TEAM
- 2017 ACC ALL-TOURNAMENT TEAM
- 2016 ALL-ACC SECOND TEAM
- FSU SOFTBALL TRIBE MEMBER

Junior Season (2018):

Started all 70 games at first base this season as she helped the Seminoles earn their first NCAA National Championship...earned a spot on the NFCA Southeast All-Region First Team and also the All-ACC Second Team...recorded a .305 batting average (62-for-203) with a team-high 60 runs scored and 54 walks...the 54 walks ranked seventh in the NCAA in 2018 and fourth in FSU single-season history...also adds 11 doubles, four triples, 12 home runs, 51 RBI and 19 stolen bases...had an outstanding opening day, posting a perfect 3-for-3 from the plate against Portland State on February 9, including two doubles, a home run, four RBI and four runs scored...tallied three hits at RV Texas State on February 10...walked three times, hit a home run and drove in two RBI versus Portland State (Feb. 10)... named ACC Player of the Week on February 13...batted 2-for-5 with a home run and two stolen bases against Minnesota on February 17...was 2-for-4 with a season-high four RBI at South Alabama on February 21...hit a solo home run in a 3-1 victory on the road at No. 10 Alabama (2/24)...was 2-for-3 with a walk, an RBI and a run scored against FGCU on March 3...batted 2-for-4 with two runs scored and two RBI against Penn on March 8...hit double, scored a run and had two RBI in the first game of a doubleheader at North Florida (3/10)...went a combined 3-for-5 from the plate in a DH against Troy, with a triple, three walks, four runs scored and one RBI...hit a solo home run in the first inning on March 25 against Syracuse...hit a career-high three doubles and tied a season-high with four RBI on April 1 at Georgia Tech...was 2-for-3 with a walk and a run scored in game one of the doubleheader with Pitt on April 6...hit a solo home run against No. 6 Florida on April 11 and later added an RBI groundout in FSU's 4-1 win over the Gators...walked twice in both games of the April 13 doubleheader at Boston College...hit a two-run single up the middle to clinch an 8-0 win in five innings over Louisville on April 22...posted a hit in all three games of the ACC Softball Championship on May 10-12...scored a pair of runs in FSU's 7-4 come-from-behind victory on May 10 in the ACC Tournament...drew two walks, stole two bases and scored a run against Notre Dame in the ACC semifinals...hit a walk-off, inside-the-park HR in the bottom of the eighth inning against No. 16 Auburn on May 19...set a career high with four walks and scored three times in FSU's 10-0 win over Jacksonville State in the NCAA Regional Final on May 20...hit the go-ahead HR in the 11th inning in FSU's game two win over No. 11 LSU in the NCAA Super Regional on May 26...walked and scored in the final game against the Tigers...had a base hit in three consecutive elimination games at the 2018 Women's College World Series on June 2-3...hit a three-run home run against No. 3 UCLA in the NCAA semifinals on June 3, sending the Seminoles to the WCWS Championship Series for the first time in school history...had a base hit in game two of the finals against No. 5 Washington on June 5 as Florida State won the 2018 NCAA National Championship.

Sophomore Season (2017):

Played in 60 games with 59 starts in her second season in the Garnet and Gold, helping the Seminoles earn their first No. 1 ranking program history and reaching the NCAA Super Regionals for the fifth year in a row...finished the year with a .321 batting average (51-for-159) with three doubles, five triples, seven home runs, 44 RBI, 36 runs scored and 30 walks...named ACC Player of the Week on March 28...batted 2-for-3 on opening day against Lipscomb, including an RBI triple and a run scored...drove in a pair of runs with a first-inning triple against Furman on February 10...walked and posted two RBI in FSU's 7-0 win over Marshall on Feb 12...was perfect from the plate with a hit, a walk and a run scored against Nebraska on Feb. 18...walked in a pinch-hit plate appearance against No. 14 Michigan...batted 1-for-2 with an RBI, two walks and two runs scored on March 4 against Georgia Tech...walked twice and was hit by a pitch in her three plate appearances against Georgia Tech on March 5, scoring two runs and recording an RBI...drove in the first runs of both games of the doubleheader against North Florida on March 8. She had an RBI single in game one and a two-RBI single in game two...walked, hit a double and drove in two runs at Virginia Tech on March 10...went 2-for-3 with an RBI triple at Florida Gulf Coast on March 14...walked twice and scored twice versus FGCU on March 15...batted 2-for-2 with a double, an RBI and a walk at UCF on March 22...set a season high and matched a career mark with three hits at UVA on March 24, driving in four runs and scoring two of her own...hit her second home run of the season on March 26 at Virginia...had an RBI and a single on March 31 against Pitt...was part of a triple play in the sixth



CAREER STATISTICS AT FLORIDA STATE

Year	avg	gp-gs	ab	r	h	2b	3b	hr	rbi	tb	slg%	bb	hbp	so	gdp	ob%	sf	sh	sb-att	po	a	e	fld%
2016	.329	59-58	149	37	49	11	1	4	37	74	.497	26	4	25	2	.436	2	0	11-13	30	3	0	1.000
2017	.321	60-59	159	36	51	3	5	7	44	85	.535	30	3	16	0	.433	2	1	3-7	86	3	3	.967
2018	.305	70-70	203	60	62	11	4	12	51	117	.576	54	5	36	3	.462	0	0	19-24	431	9	1	.998
TOTAL	.317	189-187	511	133	162	25	10	23	132	276	.540	110	12	77	5	.446	4	1	33-44	547	15	4	.993



12 • CARSYN GORDON

Utility • Senior • Miami, Fla. • Coral Reef

inning against Pitt on April 1, started by Jessie Warren at third, on to Ellie Cooper at second and finishing at first base...walked in each of the final two games of the Pitt series...hit a career-high two home runs and added four RBI at Syracuse on April 8...recorded a triple in both games of the series at South Carolina on April 14-15...was 2-for-3 with a walk and a solo home run in the second game of the doubleheader at Louisville on April 23...hit a two-run single against North Carolina (4/29)...doubled in FSU's 3-1 win over No.1 Florida on May 3...drove in FSU's only run in a 3-1 loss at No. 5 Oregon on May 6...singled and scored a run versus the Ducks on May 7...went 2-for-3 with a walk, a home run and three runs scored against Virginia in the quarterfinals of the ACC Tournament (5/11)...hit a three-run home run against No. 25 Georgia on May 20 in the NCAA Tallahassee Regional...had a single, a walk and scored two runs in the regional championship game against No. 25 Georgia (5/21)...singled and scored in FSU's 3-1 win over No. 18 LSU in the NCAA Super Regional on May 26.

Freshman Season (2016):

Earned All-ACC Second Team honors as a freshman, appearing in 59 games and making 58 starts - 40 in right field and 18 as the designated player...batted .329 (49-for-149) on the season with 11 doubles, one triple and four home runs - three of which were grand slams...added 37 RBI and 37 runs scored, along with 26 walks and 11 stolen bases...walked and scored a run against Stephen F. Austin on February 17...hit a grand slam for the first hit of her collegiate career in the first inning against Florida A&M (2/24)...hit her second career grand slam on a perfect 2-for-2 day against UAB on Feb. 28...batted 2-for-2 with four RBI and two runs scored against UC Davis (March 5)...hit 3-for-4 with five RBI on two doubles and a grand slam against Cal State Northridge on March 6...went 1-for-3 while scoring two runs against Syracuse on March 19...batted 2-for-2 with two doubles and two walks against UNC (Mar. 26)...hit 2-for-4 with one RBI and one run scored in a win against Notre Dame on April 3...went 2-for-3 with a double, and RBI and one run scored against NC State on April 8...batted 2-for-3 with two RBI and a run in win against Boston College on April 16...drove in the first two runs of the game in FSU's 4-3 victory at No. 3 Auburn on April 20...had a solo home run in a 3-1 victory over Virginia Tech on April 23...tied a career high with two runs scored in a 4-3 win at Pitt on April 30...drove in the first two runs of the game on a two-run single in the top of the sixth against South Carolina on May 21...hit a double and scored two runs in FSU's 8-4 victory over No. 14 UCLA at the Women's College World Series on June 4...went 2-for-4 with an RBI and a run scored in the Noles' WCWS semifinal game against No. 5 Auburn on June 5.



High School:

Attended Coral Reef High School and won the FHSAA 8A state championship in 2013 and was a semifinalist in 2014...was named to the Miami-Dade County First Team in each of her first three years of high school and earned the 2014 Miami-Dade County Player of the Year award after batting .621 with seven home runs and 25 RBI...competed with the Miami Stingrays travel team, placing seventh at the Triple Crown Nationals in 2014 and equaled that finish in 2013 at the ASA 18U National tournament...in 2012, Gordon and the Stingrays finished fourth at the ASA 16U National tournament...academically, Gordon graduated with a 4.76 GPA while taking AP and honors classes and participating in the medical program at Coral Reef High School.

Personal:

Born on November 1, 1996...has two brothers...favorite movie is Stick It...looking forward to playing Boston College in order to play against old teammates...favorite artist is Taylor Swift...aspires to be a physical therapist...can play the piano...enjoys reading Sports Illustrated...favorite accessory in wardrobe are her shoes...enjoys watching Gossip Girl...favorite home-cooked meal is meatloaf and noodles...had two dogs growing up.





10 WCWS APPEARANCES • 16 ACC CHAMPIONSHIPS • 31 NCAA APPEARANCES



10 • CALI HARROD

Utility • Senior • Ephesus, Ga. • Heard County

CAREER HIGHS					
Hits:	3	5x, last at Notre Dame (4/29/18)	RBI:	4	4x, last vs. Portland State (2/9/18)
Doubles:	1	32x, last vs. Notre Dame - ACC (5/11/18)	Runs:	3	4x, last at Syracuse (4/9/17)
Triples:	1	11x, last vs. Florida (4/11/18)	Walks:	3	at South Alabama (2/21/18)
Home Runs:	2	at Troy (4/18/17)	Stolen Bases:	4	at North Florida (3/10/18)

- 2018 NCAA NATIONAL CHAMPION
- 2017 ALL-ACC SECOND TEAM
- 2016 ACC ALL-TOURNAMENT TEAM
- FSU SOFTBALL TRIBE MEMBER

Junior Season (2018):

Started all 70 games at shortstop for the Seminoles as a junior, helping lead Florida State to its first NCAA National Championship...led FSU with seven runs scored at the 2018 Women's College World Series...recorded a .243 batting average for the season with 12 doubles, four triples, five home runs, 31 RBI, 52 runs scored, 44 walks and 33 stolen bases...the 44 walks rank ninth-most in a single season in Florida State history...was a single short of a cycle on opening day, going 3-for-4 with a double, a triple, a home run and four RBI against Portland State on Feb 9...batted 2-for-2 with a walk, a stolen base and an RBI at Texas State (2/10)...hit a double and drove in a run against Florida A&M on February 14...was 2-for-3 with a walk and two stolen bases against No. 14 Minnesota on February 17...had a double and two RBI at South Alabama on February 21...hit a double and scored a run at No. 10 Alabama on February 24...walked, stole two bases and scored a run against FGCU on March 3...scored two runs and walked twice against Hofstra (3/3)... had two walks, an RBI, a stolen base and two runs scored against Penn on March 8...scored a total of four runs and had five stolen bases over the doubleheader at North Florida on March 10...walked twice, scored a run and drove in an RBI against Syracuse on March 24...hit a double, a triple and scored a run on March 25 versus the Orange...had a double, a home run and scored twice at Georgia Tech on March 31...hit a single, walked twice and scored two runs in the series finale at GT (April 1)...finished a single short of the cycle against No. 19 Louisiana, tallying a double, triple and a home run, along with two RBI and two runs scored on April 4...drove in three runs against Pitt on April 8...hit an RBI triple and later scored a run in FSU's 4-1 win over No. 6 Florida on April 11...walked and hit a double on April 22 versus Louisville...drew a walk and scored against Louisville in the ACC Tournament on May 10...scored a run and drove in an RBI versus Pitt in the ACC Championship Game (5/12)...singled, walked, stole a base and scored two runs against Jacksonville State on May 18...tied the game against No. 16 Auburn on May 19 with a two-out RBI single in the fourth inning...walked and hit an RBI single in the NCAA Regional Final against Jacksonville State on May 20...singled and scored in game one of the NCAA Super Regional against No. 11 LSU...drew two walks and drove in two runs on a sacrifice fly and an infield single in FSU's 8-5 win over the Tigers in 11 innings...walked and scored a run against No. 3 UCLA on May 31 at the Women's College World Series...hit a single, walked, stole a base and scored two runs in a 4-1 win over No. 1 Oregon on June 2 in a WCWS elimination game...hit a solo home run against UCLA on June 3 to send the Noles to their first WCWS Championship Series...walked and scored a run in FSU's 8-3 win over No. 5 Washington on June 5 to secure the 2018 NCAA National Championship.



Sophomore Season (2017):

Started all 64 games at shortstop as a sophomore, leading the Noles to the NCAA Super Regionals for the fifth consecutive season...earned All-ACC Second Team honors as Florida State completed a perfect 24-0 record in conference play, securing their fifth-straight regular season title and fourth consecutive ACC Tournament championship...finished with a .295 batting average (52-for-176) with 11 doubles, five triples, nine home runs, 41 RBI and 41 runs scored, along with 21 walks and 23 stolen bases...had 15 multi-hit games and 11 games with multiple RBIs...batted 2-for-3 with a double, triple, two RBI and a run scored in the season opener against Lipscomb (Feb. 10)...hit a three-run home run against Furman on February 11...fell a single short of the cycle against Marshall on Feb 12, hitting a triple in the second, an HR in the fourth and an RBI double in the fifth, grounding out to third in her final AB in the sixth inning...prior to her single against FAMU on Feb 15, the first six hits of the season all went for extra bases (two 2B, two 3B, two HR)...hit a two-run home run in an 8-0 win over Nebraska in the ACC/Big Ten Challenge on February 19...walked, hit a double and scored a run against San Diego State on Feb 24...had a single, walked and stole two bases versus No. 6 UCLA on February 26...batted 2-for-3 with a stolen base and a run scored against Georgia Tech on March 3...drove in a run, scored a run, walked and stole a base in FSU's win against GT on March 5...went 2-for-2 from the plate with a run scored and an RBI triple in FSU's 8-0 win over North Florida on March 8...batted 1-for-1 with a sac fly, a walk and three RBI at Virginia Tech on March 10...had two hits and two RBI against Canisius on March 15 and added two more hits and four RBI later in the day against Florida Gulf Coast...posted at least one hit and one RBI in each of the three games in the Notre Dame series (March 17-19), including a home run and a double...hit

CAREER STATISTICS AT FLORIDA STATE

Year	avg	gp-gs	ab	r	h	2b	3b	hr	rbi	tb	slg%	bb	hbp	so	gdp	ob%	sf	sh	sb-att	po	a	e	fld%
2016	.253	65-65	158	45	40	9	2	5	26	68	.430	31	1	42	1	.379	0	1	27-28	81	113	13	.937
2017	.295	64-64	176	41	52	11	5	9	41	100	.568	23	1	39	0	.374	3	4	21-23	63	119	15	.924
2018	.243	70-70	202	52	49	12	4	5	31	84	.416	44	3	48	1	.381	3	1	33-34	59	111	9	.950
TOTAL	.263	199-199	536	138	141	32	11	19	98	252	.470	98	5	129	2	.378	6	6	81-85	203	343	37	.937



10 • CALI HARROD

Utility • Senior • Ephesus, Ga. • Heard County

a triple and scored a run at UCF on March 22...batted 2-for-3 with a double and a stolen base at Virginia on March 24...tied a career high with three hits, with a triple a stolen base and three RBI at UVA (3/26)...was 2-for-2 from the plate with a stolen base, a run and an RBI on March 31 against Pitt...walked and scored in the series finale versus Pitt on April 2...recorded three RBI and scored three runs in the first game of a doubleheader at Syracuse on April 9...hit a two-run, go-ahead home run in the sixth inning to help the Noles beat Syracuse, 6-5...had the first multi-HR game of her career in game one of the doubleheader at Troy on April 18, hitting a two-run and a solo HR in FSU's 9-3 victory...walked twice, stole a base and scored a run against No. 25 Georgia in the NCAA Tallahassee Regional on May 20...doubled, walked and scored in FSU's 3-1 win over LSU in the NCAA Super Regional (May 26)...had a single, a double and scored a run versus No. 18 LSU on May 28.

Freshman Season (2016):

Started all 65 games at shortstop for the Seminoles as a freshman, helping FSU reach the Women's College World Series for the second time in three seasons and win its 14th ACC Championship...batted .253 (40-for-158) with nine doubles, two triples, five home runs and 26 RBI...also added 31 walks, 27 stolen bases and 45 runs scored...went 1-for-2 with two walks and a run scored in her first career game against St. John's on Feb. 12...walked twice and scored a run against LIU Brooklyn...scored three runs in three at bats with two walks and a hit in a win against Valparaiso on Feb. 14...drew a walk and scored twice versus Stephen F. Austin (2/17)...went 2-for-3 in a win against No. 20 Minnesota on Feb. 20...hit an infield single and scored a run against FAMU...hit an RBI double against Bradley on Feb. 26...hit her first career home run - a two-run HR - against UC Davis on March 5...batted 5-for-9 with six RBI and five runs with a double and a home run in the series against UNC (Mar. 25-26)...went 2-for-4 with a double and RBI and two runs scored in a win against Notre Dame on April 3...hit 2-for-3 with two RBI, two runs scored and a triple in a win against Boston College on April 16...had a career day at No. 3 Auburn on April 20 in a doubleheader split of the Tigers, batting 1-for-2 with a walk and a run scored in game one and finishing game two 2-for-3 with two runs scored...had a solo home run in a 3-1 win over Virginia Tech (April 23)...went 1-for-2 with two walks, a career-high three stolen bases and three runs scored in a 16-11 win at Pitt on April



30...hit a double in all three games of the ACC Championship, including a home run against North Carolina on May 13, to earn a spot on the 2016 ACC All-Tournament Team...tied career highs with two hits and four RBI, including a three-run home run, in the first game of the NCAA Super Regional against Utah on May 27...she also made an outstanding catch at shortstop to save a run in the sixth inning...drew two walks, stole a base and scored twice in FSU's 8-4 win over No. 14 UCLA at the Women's College World Series...made a diving catch in the first inning against No. 2 Michigan to save a base hit in a 1-0 victory over the Wolverines...hit a three-run home run in the top of the seventh against No. 5 Auburn to tie the game and send it to extra innings in the WCWS semifinal on June 5.

High School:

Attended Heard County High School and helped lead the school to its first state championship in any sport as the Braves earned the GHSA AA title on Nov. 1, 2014...as a senior, batted .545 with 12 doubles, two triples, six home runs, 28 RBI, 35 stolen bases and 48 runs scored as she was named the AA Player of the Year...in 2013, went .539 from the plate with 13 doubles, seven triples, eight home runs and 40 stolen bases...was also named to the All-State First Team twice as well as being voted as the top athlete, among all sports, in her entire county...played with the Atlanta Vipers organization since 2008 and has earned the Stephanie Phillips award for leadership...won the PGF National Championship in 2012 and placed in the top 10 in 2013...the Vipers also finished in the top 10 of the 2010 ASA Nationals and were top 20 in 2011... member of the Beta Club and is an Honor Graduate... placed on the A/B Honor Roll all four years of high school and finished in the top 20 of her graduating class at Heard County.

Personal:

Born on June 16, 1997...has one brother...cannot live without her family...favorite movie is Dawn of the Planet of the Apes...would like to add Mississippi State to the schedule because many of her friends play there...favorite class subject is psychology...played basketball and softball in high school...watches Friday Night Lights...favorite animal is a shark...names hard-working, being a good teammate and never giving up as qualities of a team leader...aspires to work in sports management.





9 • DEJA BUSH
Outfielder • Redshirt Junior • Davie, Fla. • Charles W. Flanagan

CAREER HIGHS					
Hits:	2	vs. Notre Dame (3/19/17)	RBI:	1	vs. Notre Dame (3/19/17)
Doubles:	-		Runs:	1	35x, last vs. Oregon (6/2/18)
Triples:	-		Walks:	1	4x, last vs. Syracuse (3/24/18)
Home Runs:	-		Stolen Bases:	2	vs. Northwestern (2/17/17)

2018 NCAA NATIONAL CHAMPION
FSU SOFTBALL TRIBE MEMBER

Redshirt Sophomore Season (2018):

Crafty runner and defender that used her speed to help the Seminoles win their first NCAA National Championship...played in 48 games on the season, coming off the bench primarily as a pinch-runner and scored 22 runs and stole 16 bases on the season...in three total plate appearances, she hit a single and drew a walk...pinch-ran and scored in the season-opener against Portland State on February 9...stole her first base of the season at Texas State on February 10...came in to pinch run against Florida A&M on February 14 and scored Korina Rosario's RBI triple...pinch-ran, stole a base and scored a run versus Hofstra on March 3...scored a run at North Florida on March 10...entered to pinch run in both games versus Troy on March 21 and scored a run each time...drew a walk against Syracuse on March 24...stole a base in both games of the doubleheader against No. 19 Louisiana, scoring one run...pinch-ran and scored a run in each of the final two games at Boston College on April 13 and 14...entered as a pinch runner in all three games of the NCAA Tallahassee Regional on May 18-20 and scored in each game...stole a base versus Jacksonville State on May 20 in the regional final game...pinch-ran and scored in each of the first two games of the NCAA Tallahassee Super Regional against No. 11 LSU on May 25 and 26...stole a base and scored on June 2 in a Women's College World Series elimination game against No. 7 Georgia...pinch ran and scored a run against No. 1 Oregon on June 2...stole a base against No. 5 Washington in game one of the WCWS Championship Series on June 4.

Redshirt Freshman Season (2017):

Played in 43 games and made three starts, primarily as a pinch-runner in her first collegiate season...ended with a .333 batting average on 3-for-9 hitting, driving in one RBI scoring 13 of her own, with three walks and 14 stolen bases...earned her first stolen base against Furman on Feb. 10...scored a run against Marshall on Feb. 12...stole a career-high two bases against Northwestern on February 17 in the ACC/Big Ten Challenge...stole bases against San Diego State and Michigan at the Mary Nutter Collegiate Classic...stole a base in each of the first two games of the Georgia Tech series...pinch ran and scored the final run in FSU's 8-0 victory over Georgia Tech on March 5...stole a base and scored a run against North Florida on March 8...scored a run at Virginia Tech on March 11...drew a walk in her first career plate appearance on March 15 at Florida Gulf Coast...earned her first career start on March 19, batting 2-for-4 with a run scored and an RBI against Notre Dame...recorded a stolen base and scored in game one of the series at Virginia on March 24...pinch ran and scored on Jessie Warren's game-ending grand slam against Pitt on March 31...stole a base and scored a run in FSU's 13-4 win at Syracuse on April 9...drew a walk at Troy

on April 18...pinch ran and scored against North Carolina on April 29...came in to pinch run against No. 25 Georgia in the regional championship game and scored a run.

Freshman Season (2016):

Redshirted her freshman season.

High School:

Speedy outfielder from Charles W. Flanagan High School...was named Freshman of the Year and also earned three Most Valuable Player honors during her career...an excellent hitter throughout her career, culminating with a .488 batting average during her senior season...also an impressive track athlete, jumping 11.22 meters in the triple jump and posting a mark of 11.85 seconds in the 100 meters...excels academically and was named Flanagan's Scholar-Athlete of the school in 2015 and also earned Female Scholar-Athlete honors from the Broward County Athletic Association...played for the Diamond Dusters and Gold Coast Hurricanes travel teams, placing seventh at ASA Nationals with the Hurricanes.

Personal:

Born on July 11, 1997...continues the Seminole tradition of her family as she is the daughter of former Florida State and NFL player, Devin Bush...has one brother and one sister...favorite movie is the Little Rascals...favorite class in school is science...can play the piano...looking forward to playing Louisville because a friend plays football there...watches Love and Hip Hop Atlanta...favorite home-cooked meal is baked macaroni and cheese, collard greens and chicken...had numerous pets growing up, including three dogs, two birds a cat and a rabbit.



CAREER STATISTICS AT FLORIDA STATE

Year	avg	gp-gs	ab	r	h	2b	3b	hr	rbi	tb	slg%	bb	hbp	so	gdp	ob%	sf	sh	sb-att	po	a	e	fld%
2017	.333	43-3	9	13	3	0	0	0	1	3	.333	3	0	1	0	.500	0	0	14-21	2	0	0	1.000
2018	.500	48-0	2	22	1	0	0	0	0	1	.500	1	0	0	0	.667	0	0	16-19	1	0	1	.500
TOTAL	.364	91-3	11	35	4	0	0	0	1	4	.364	4	0	1	0	.533	0	0	30-40	3	0	1	.750



70 • CASSIDY DAVIS

Pitcher/Utility • Junior • Valrico, Fla. • Newsome

CAREER HIGHS					
Hits:	3	3x, last vs. Troy (3/21/18)	RBI:	6	vs. Troy (3/21/18)
Doubles:	1	6x, last vs. LSU - NCAA (5/26/18)	Runs:	2	5x, last vs. Troy (3/21/18)
Triples:	-		Walks:	2	vs. Syracuse (3/24/18)
Home Runs:	2	vs. Troy (3/21/18)	Stolen Bases:	-	

2018 NCAA NATIONAL CHAMPION
2018 CoSIDA ACADEMIC DISTRICT 4 ALL-REGION TEAM
2018 ALL-ACC ACADEMIC TEAM

Sophomore Season (2018):

Played in 49 games, with 37 starts and 23 overall appearances in the circle for the Seminoles as she helped FSU to win the 2018 NCAA National Championship...posted a .248 batting average with four doubles, six home runs, 22 RBI, 12 runs scored and 17 walks at the plate...recorded a 1.85 ERA in 34.0 innings of work with 18 strikeouts and six walks as opponents batted just .232 against her on the season...pitched a scoreless fifth inning to close out the game against Portland State on February 9...crushed a pinch-hit, three-run home run against No. 14 Minnesota on February 17. Also pitched the final inning of that game and recorded a strikeout...combined with Meghan King to record a perfect game on February 23 against Northern Iowa. She added a home run and two runs scored at the plate during the game as well...struck out two batters in 2.0 scoreless innings of relief on March 3 against Hofstra...went 3-for-4 with a double, a home run, three RBI and two runs scored against Penn on March 8...retired all six batters she faced, including a strikeout, in the first game of a DH at North Florida...walked, hit a single and drove in a pair of runs in game two of a doubleheader at North Florida (3/10)...hit a solo home run and drew a walk on March 17 against Virginia Tech...launched two home runs and drove in a career-high six RBI in game one of the doubleheader against Troy on March 21...was 2-for-4 in game two against the Trojans with an RBI, and closed out the game with a scoreless inning in the circle...walked twice and scored a run against Syracuse (3/24)...allowed just one hit and struck out a batter in 1.0 innings of relief on March 25...did not allow a run in 2.2 innings of relief on April 13 at Boston College as the Seminoles came from behind to win 5-4...hit a single in the series finale against Louisville on April 23...gave up just one hit over 2.2 innings of relief in the series at Notre Dame on April 27-29...drove in a run with a bases-loaded walk against Jacksonville State on May 18...hit an RBI single to left in the NCAA Regional final against JSU (May 20)...walked and hit a single in the opening game of the 2018 NCAA Super Regional against No. 11 LSU on May 25...hit her fourth double of the season against LSU on May 26...drew a walk in the opening game of the 2018 WCWS against No. 3 UCLA on May 31, and also pitched to the final two Bruin batters of the game...gave up one run and three hits in 1.2 innings of an elimination game against UCLA on June 3 as the Seminoles advanced to the WCWS Championship Series for the first time in school history.

Freshman Season (2017):

A two-way player, Davis appeared in 33 games as a freshman and 25 as a pitcher, with 22 starts overall, including one in the circle...offensively, batted .242 on the year (15-for-62) with two doubles, two home runs, 11 RBI and nine runs scored...she also added 10 walks and two sacrifice flies...in the circle, she was 1-0 with a 1.96 ERA posting one save and helping complete eight shutouts...she allowed 41 hits and 17 runs (10 earned) over 35.2 innings with 15 walks and 17 strikeouts...drew a walk in her first career plate appearance on Feb 10 against Lipscomb...batted 2-for-2 with a walk and two runs scored against Furman on Feb 11...had a career night against Florida A&M on February 15, earning her first career pitching start and tossing 6.0 shutout innings with six strikeouts while facing just one over the minimum...she also went 2-for-2 at the plate against the Rattlers, including a walk and an RBI double...went 1-for-2 with a walk and a run scored against Nebraska on February 18...closed out the games against Northwestern (Feb 18) and Nebraska (Feb 19), tossing 2.0 scoreless innings each, giving up just one total hit and striking out two...went 1-for-3 with two RBI against Stanford on February 23...opened the season with 14.0 scoreless innings in the circle, before giving up two runs against San Diego State on February 24...struck out one in 1.1 scoreless innings against No. 14 Michigan on February 26...drove in a run and drew a

walk against Georgia Tech on March 3...hit a double and scored a run in FSU's win over GT on March 4...did not give up a hit in 2.0 innings against Canisius, walking one and recording two strikeouts...hit an infield single against Notre Dame on March 19, as well as pitched the final 2.0 innings of the game, allowing four hits and one walk with two strikeouts...needed just four pitches to record three outs and close out a 13-1 win at Virginia on March 24...retired all three batters she faced on March 25, including a strikeout, as FSU defeated Virginia, 8-0...had an RBI groundout at the plate on March 26 at UVA, as the Noles completed the sweep of the Cavaliers...allowed two leadoff hits on April 1, but got out of the inning having faced just three batters as Jessie Warren, Ellie Cooper and Carsyn Gordon combined for a triple play in the sixth inning...had a base hit at the plate and pitched a scoreless final inning on the road at Syracuse (4/8)...earned her first career save at Troy on April 18, tossing the final 3.0 innings and giving up just one unearned run. Also added a two-run home run at the plate in FSU's 9-3 victory...drove in a run against UNC on April 29 and walked and scored one of her own on April 30.

High School:

Graduated from Newsome High School in Lithia, Fla...helped lead the Wolves to the FHSAA 8A state championship in 2015...earned All-State First Team honors as she led her team with a 10-1 record in the circle, as well as hitting four home runs and driving in 24 RBIs at the plate...in the state title game, she had a home run and drove in three runs in Newsome's 5-1 victory over Coral Reef...named Hillsborough County Player of the Year...was a member of the Tampa Mustangs travel team and hit .500 for the summer in 2015 while leading the team in ERA, strikeouts and fewest runs allowed...helped the Mustangs to the 2015 PGF 16U Premier National Championship, tossing 43.0 innings and allowing just one earned run throughout the tournament...selected to the PGF Southeast All-American team...ranked No. 25 on FloSoftball's Hot 100 for 2016...academically, Davis finished in the top 10 percent of her class as has been on the Honor Court...chose Florida State over offers from Alabama and Stanford.



CAREER HITTING STATISTICS AT FLORIDA STATE

Year	avg	gp-gs	ab	r	h	2b	3b	hr	rbi	tb	slg%	bb	hbp	so	gdp	ob%	sf	sh	sb-att	po	a	e	fld%
2017	.242	33-22	62	9	15	2	0	2	11	23	.371	10	1	20	2	.347	2	0	0-0	0	2	0	1.000
2018	.248	49-37	109	12	27	4	0	6	22	49	.450	17	1	30	1	.352	1	0	0-0	3	13	0	1.000
TOTAL	.246	82-59	171	21	42	6	0	8	33	72	.421	27	2	50	3	.350	3	0	0-0	3	15	0	1.000

CAREER PITCHING STATISTICS AT FLORIDA STATE

Year	era	w-l	app	gs	cg	sho	sv	ip	h	r	er	bb	so	2b	3b	hr	bf	bavg	wp	hbp	bk	sfa	sha
2017	1.96	1-0	25	1	0	0/8	1	35.2	41	17	10	15	17	7	0	1	155	.293	2	0	0	0	0
2018	1.85	0-0	23	0	0	0/5	0	34.0	29	11	9	6	18	6	0	2	135	.232	3	1	0	2	1
TOTAL	1.91	1-0	48	1	0	0/13	1	69.2	70	28	19	21	35	13	0	3	290	.264	5	1	0	2	1



10 WCWS APPEARANCES • 16 ACC CHAMPIONSHIPS • 31 NCAA APPEARANCES



26 • LESLIE FARRIS
Infielder • Junior • St. John's, Fla. • Creekside

CAREER HIGHS					
Hits:	2	4x, last vs. LSU - NCAA (5/25/18)	RBI:	2	3x, last at Boston College (4/13/18)
Doubles:	1	2x, last at Boston College (4/13/18)	Runs:	2	at Georgia Tech (3/30/18)
Triples:	1	vs. Louisiana (4/4/18)	Walks:	2	3x, last vs. Pitt (4/8/18)
Home Runs:	1	2x, last at Georgia Tech (3/30/18)	Stolen Bases:	1	2x, last vs. Pitt (4/8/18)

2018 NCAA NATIONAL CHAMPION

Sophomore Season (2018):

Versatile player that saw action in 38 games on the season, including 20 starts in four different positions - second base (8), third base (8), designated player (6) and left field (1)...batted .271 on the season (16-for-59) with two doubles, a triple, two home runs, seven RBI, 11 walks and 15 runs scored as she helped the Seminoles win their first NCAA National Championship... pinch-ran and scored in the season opener against Portland State on February 9...hit a double down the left field line and eventually scored on the road at Texas State on February 10...scored a run against No. 14 Minnesota on Feb 17...walked and scored a run at South Alabama on February 21...drew a pair of walks in FSU's 6-2 win over Florida Gulf coast on March 3...walked and scored a run against Hofstra (3/3)...had a single and drew a walk at North Florida on March 10...walked and hit a single against Troy on March 21...set a career high with two hits on March 25 against Syracuse, including the first home run of her career in the fourth inning...hit an RBI triple and later scored against No. 19 Louisiana on April 4...tied a season high with two hits in the first game of a doubleheader vs. Pitt (4/6)...walked twice in consecutive games vs Pitt (4/6-8)...hit a game-winning two-run double at Boston College on April 13, helping the Noles come from behind to win the game, 5-4... was hit by a pitch in a pinch-hit appearance on May 20 against Jacksonville State...tied a career high with two hits and scored a run on May 25 against No. 11 LSU in game one of the NCAA Tallahassee Super Regional...entered as a pinch-hitter against No. 3 UCLA on May 31 at the 2018 Women's College World Series...pinch-ran on June 4 in game one of the WCWS Championship Series against No. 5 Washington.


Freshman Season (2017):

Appeared in 25 games of the bench as a freshman as the Seminoles won the ACC Championship for the fourth consecutive season...recorded two hits, had four walks, drove in an RBI and scored five runs offensively, while making numerous defensive plays in the infield and making the NCAA Softball's Top 10 plays of the Week on three different occasions...entered the Lipscomb game as a defensive replacement at 2B and made a diving stop in the 3-4 hole on the second batter of the inning...got her first hit and RBI as she drove a pinch-hit single into right field against Northwestern on February 18...walked and scored a run against Georgia Tech on March 4...hit a single and scored a run against Canisius (3/15)...drew a walk against Florida Gulf Coast on March 15...was hit by a pitch in her only plate appearance against Virginia on March 24...walked in the series finale at UVA on March

26...drew a walk and scored a run in the sixth inning before making a diving stop at shortstop to start a game-ending double play against North Carolina on April 29...pinch-ran and scored a run in the ACC quarterfinal game against Virginia on May 11.

High School:

Graduated from Creekside High School...the Knights have finished as the runner-up at the FHSAA state tournament in 2013, 2014 and 2015...earned All-State honors in 2015 as a junior and batted .369 with an on-base percentage of .509 and scored 44 runs...as a freshman at Bartram Trail High School, hit .402 from the plate with nine doubles, six triples and 21 RBIs, becoming the only freshman selected to the St. Johns All-County First Team... competed with the Gold Coast Hurricanes travel ball team and also participated for Creekside on its weightlifting team...placed first at the sectional finals as a sophomore with a total weight lifted of 285 lbs...advanced to the state tournament where she was one of three underclassmen out of 30 girls in the 129 lb class, earning a 16th place finish...in 2016, she placed ninth at the FHSAA state meet, competing in the 139 lb class...was involved with the Fellowship of Christian Athletes, the National English Honor Society, BASIC and the Senior Women and Interact Service Clubs...chose Florida State over offers from USF, Alabama and Lipscomb University.



CAREER STATISTICS AT FLORIDA STATE

Year	avg	gp-gs	ab	r	h	2b	3b	hr	rbi	tb	slg%	bb	hbp	so	gdp	ob%	sf	sh	sb-att	po	a	e	fld%
2017	.125	25-0	16	5	2	0	0	0	1	2	.125	4	1	6	0	.333	0	0	1-1	7	13	1	.952
2018	.271	38-20	59	15	16	2	1	2	7	26	.441	11	2	17	0	.403	0	0	1-1	31	29	2	.968
TOTAL	.240	63-20	75	20	18	2	1	2	8	28	.373	15	3	23	0	.387	0	0	2-2	38	42	3	.964



1 • DANI MORGAN

Infielder • Junior • Newman, Ga. • East Coweta

CAREER HIGHS					
Hits:	3	6x, last vs. Notre Dame (5/12/17)	RBI:	3	3x, last vs. Georgia - NCAA (5/21/17)
Doubles:	1	16x, last vs. UCLA - NCAA (6/3/18)	Runs:	3	2x, last at Syracuse (4/8/17)
Triples:	2	at Syracuse (4/8/17)	Walks:	2	2x, last at NC State (5/5/18)
Home Runs:	1	5x, last vs. Georgia - NCAA (5/21/17)	Stolen Bases:	2	2x, last vs. Georgia - NCAA (6/2/18)

- 2018 NCAA NATIONAL CHAMPION
- 2017 ALL-ACC ACADEMIC TEAM
- 2017 ACC TOURNAMENT MVP
- 2017 ACC ALL-TOURNAMENT TEAM
- 2017 ALL-ACC FRESHMAN TEAM

Sophomore Season (2018):

Versatile player in the outfield and played in 59 games with 41 starts as a sophomore as she helped the Seminoles win the 2018 NCAA National Championship...set a Women's College World Series record with seven stolen bases in the tournament and aided FSU to set the team record in SBs at the WCWS with 15...posted a .232 batting average and had five doubles, two triples, 16 RBI and 23 runs scored...added 11 walks and 16 stolen bases...was perfect in all 49 defensive chances in the outfield this season...walked, stole a base and scored a run on opening day against Portland State on February 9...drove in two RBI on February 10 against Texas State... hit a double and scored a run against No. 20 Minnesota on February 17...was 2-for-3 from the plate with two RBI and two runs scored on the road at South Alabama on Feb 21...batted a combined 4-for-7 with a double and three runs scored on March 10 in a doubleheader at North Florida...hit a sacrifice fly against Troy to close out a 9-1 victory in six innings on March 21...walked and hit a single at Georgia Tech (March 31)...scored a run as a pinch runner on April 14 at Boston College...pinch-ran, stole a base and scored the game's final run in FSU's 8-0 win in five innings over Louisville on April 22...tied a season high with two hits and two runs scored, along with an RBI and a stolen base against Notre Dame in the ACC Tournament on May 11...singled and scored a run on May 18 against Jacksonville State in the opening game of the NCAA Tallahassee Regional...brought in a run on a sacrifice fly in the NCAA Regional Final game against Jacksonville State on May 20...hit an RBI double in game one of the NCAA Super Regional against No. 11 LSU on May 25...recorded an RBI single and stole two bases in the first game of the 2018 WCWS on May 31 again No. 3 UCLA...batted 2-for-3 with two RBI and two stolen bases in an elimination game against No. 7 Georgia on June 2...hit a double, stole a base and scored a run on June 3 against UCLA to help the Seminoles reach the WCWS Championship Series...hit a single and had two walks and two stolen bases in the finals against No. 5 Washington on June 4-5 to help the Noles earn the 2018 NCAA National Championship.


Freshman Season (2017):

Played in 62 games with 58 starts as a freshman, including 52 in left field as the Seminoles reached the NCAA Super Regionals for the fifth consecutive season...for the season, she recorded a .318 batting average (55-for-173) with 11 doubles, four triples, five home runs, 36 RBI and 42 runs scored...she ranked second on the team with 12 hit-by-pitches...earned All-ACC Freshman Team honors after batting .364 in conference play with four doubles, three triples, 16 RBI and 22 runs scored...continued her success against the ACC in the conference tournament, receiving MVP honors after going 6-for-8 from the plate with a triple, two home runs, five RBI and five runs scored as Florida State won its fourth straight ACC Championship and 15th overall in school history...was hit by a pitch in her first collegiate plate appearance vs. Lipscomb on Feb 10...had a pinch-hit RBI single against Furman on February 10... hit the first home run of her career against Furman on February 11, ending the game with a three-run HR in the sixth inning...was walked, hit by a pitch, stole a base and scored a run against Marshall (Feb 12)...drove in the first run of the game against Florida A&M (Feb 15) with a sacrifice fly...went 2-for-2 with a double, an RBI and a stolen base against Northwestern on Feb 18...scored two runs and hit a double against Stanford on February 23...batted 2-for-3 from the plate with one RBI and a stolen base against No. 6 UCLA on February 26...was hit by a pitch and drove in a run

against No. 14 Michigan (Feb. 26)...had a career-high three hits, including a double, two RBI and a run scored in FSU's 13-8 win over Georgia Tech on March 4...ended the game with a sacrifice fly in the fifth inning against GT on March 4...tied a career high with three hits and a run scored in game two of the doubleheader at Virginia Tech on March 10...walked twice and scored two runs at Florida Gulf Coast (3/15)... set a career high with three runs scored as she batted 2-for-2 with an RBI against Notre Dame on March 18...was hit by two pitches, scored two runs and had an RBI in FSU's 16-0 win over Notre Dame (3/19)...drove in two runs with a single and a walk at Virginia on March 24...hit her second home run of the season at UVA on March 25... came off the bench and was a home run short of the cycle, hitting a single, double and a triple, along with two RBI in FSU's 12-4 win against Pitt (4/1)...hit two triples as part of a 3-for-5 day at the plate at Syracuse on April 8, driving in two RBI and scoring three runs in FSU's 18-9 win...went 2-for-4 with two runs scored in the first game of the doubleheader at Syracuse on April 9...had two hits, including a two-RBI double at Troy on April 18...went 2-for-3 with a double at Louisville on April 23...batted 2-for-2 with a home run and three RBI against Virginia on May 11 in the quarterfinals of the ACC Tournament...went 3-for-3 with a home run against Notre Dame in the semifinals of the ACC Tournament (5/12)...hit a double against Princeton in the opening round of the NCAA Tallahassee Regional (5/19)...batted 2-for-3 with a double, a home run and three RBI in the regional championship game against No. 25 Georgia on May 21.

High School:

Graduated from East Coweta High School in Sharpsburg, Ga....moved south after living in Illinois and attending the first three years of high school at Lincoln Way West in New Lenox, Ill...earned All-Conference and All-Area accolades every season at Lincoln Way West, including All-State Third Team honors as a junior in 2014-15... named an Southeast Region All-American and earned a spot on the All-County team while at East Coweta, finishing her senior year with a .413 batting average, 30 RBIs and 38 runs scored...participated with the New Lenox Lightning travel team and was on the 18U Gold team coached by Jim Abbott...also played basketball, earning All-Conference and All-Area awards for her talents on the court throughout high school and scored over 1,200 points in her career...was a member of the student council, Mu Alpha Theta and the Principal's Cabinet and also earned a spot on the Honor Roll...chose Florida State over offers from Alabama and Michigan, among others... mentions that FSU was the only school where she felt like home the moment she stepped on campus.



CAREER STATISTICS AT FLORIDA STATE

Year	avg	gp-gs	ab	r	h	2b	3b	hr	rbi	tb	slg%	bb	hbp	so	gdp	ob%	sf	sh	sb-att	po	a	e	fld%
2017	.318	62-58	173	42	55	11	4	5	36	89	.514	11	12	21	0	.390	4	4	9-9	65	8	1	.986
2018	.232	59-41	125	23	29	5	2	0	16	38	.304	11	0	23	1	.290	2	4	16-19	49	0	0	1.000
TOTAL	.282	121-99	298	65	84	16	6	5	52	127	.426	22	12	44	1	.349	6	8	25-28	114	8	1	.992



10 WCWS APPEARANCES • 16 ACC CHAMPIONSHIPS • 31 NCAA APPEARANCES



13 • ANNA SHELNUTT

Catcher • Junior • Franklin, Ga. • Heard County

CAREER HIGHS

Hits:	3	at North Florida (3/10/18)	RBI:	7	vs. Virginia - ACC (5/11/17)
Doubles:	1	8x, last vs. Auburn - NCAA (5/19/18)	Runs:	4	at North Florida (3/10/18)
Triples:	1	2x, last at North Florida (3/10/18)	Walks:	3	vs. Georgia - NCAA (6/2/18)
Home Runs:	2	2x, last vs. Georgia (5/20/17)	Stolen Bases:	-	-

- 2018 NCAA NATIONAL CHAMPION
- 2018 WCWS ALL-TOURNAMENT TEAM
- 2018 ACC ALL-TOURNAMENT TEAM
- 2017 ALL-ACC ACADEMIC TEAM
- 2017 ACC ALL-TOURNAMENT TEAM

Sophomore Season (2018):

Excelled in the second-half of the season to solidify her "Postseason Anna" nickname as her offense and defense helped carry the Seminoles to the 2018 ACC Championship and NCAA National Championship...tied for the team lead with five postseason home runs and was second on the team in the postseason with 15 RBI and a .700 slugging percentage as she earned a spot on both the 2018 ACC All-Tournament Team and 2018 WCWS All-Tournament Team...appeared in 65 games and made 62 starts, including four as the designated player...posted a .261 batting average (40-for-153) with six doubles, one triple, seven home runs, 32 RBI, 15 walks and 20 runs scored...batted 1-for-1 with a double and two walks against Portland State on February 9...went 4-for-7 over both games against No. 14 Minnesota in the ACC/Big Ten Softball Challenge, scoring two runs and hitting a three-run home run...drove in two runs in a 9-0 victory over Northern Iowa on February 23...had an outstanding day at the plate in a doubleheader at North Florida on March 10...batted 5-for-7 on the day, with two doubles, a triple, a home run three RBI and six runs scored...hit a bunt single to drive in a run against Troy on March 21...drove in a run against Syracuse on March 24...walked, drove in a run and hit a single against Pitt on April 8...hit a single after a 12-pitch at bat on April 21 against Louisville...drove in two runs on a sacrifice fly and a solo home run against Louisville on May 10 in the ACC Tournament...hit an RBI single against Notre Dame in FSU's come-from-behind victory on May 11...had two hits on May 13 against Pitt, including a three-run, walk-off home run to help the Seminoles win the 2018 ACC Championship...hit a double against No. 16 Auburn on May 19 in the Tallahassee Regional...drove in the game-winning run with a sacrifice fly versus Jacksonville State on May 20...hit a two-run home run in the 11th inning of game two of the NCAA Super Regional to help the Seminoles force game three on May 26. She finished with two hits, three RBI and two runs scored...hit a sacrifice fly in FSU's 3-1 win over No. 11 LSU to advance to the Women's College World Series...was 1-for-1 with three walks and a run scored in a WCWS elimination game against No. 7 Georgia on June 2...hit a single and drew a walk against No. 1 Oregon on June 2...hit a solo home run in the sixth inning of game one of the WCWS Championship Series against No. 5 Washington to give the Seminoles a 1-0 win on June 4...hit a two-run HR in the bottom of the first inning in game two against the Huskies on June 5, helping the Seminoles score the final eight runs of the game and secure an 8-3 victory and the 2018 NCAA National Championship.

Freshman Season (2017):

Powerful offense and solid defense highlighted her first season of collegiate softball as the freshman appeared in 38 games with 21 starts, including starts in nine of the last 10 games of 2017 as the Noles reached the NCAA Super Regional round for the fifth year in a row...tallied a .277 batting average (13-for-47) with nearly half of her hits (five) going over the wall for home runs...also added two doubles and a triple to rank second on the team with a .681 slugging percentage...drove in 17 RBI and scored seven runs of her own...retired five would-be base stealers on 12 attempts during the season, including two against Florida A&M on February 15...posted her

first career hit on Feb 18 against Northwestern in the ACC/Big Ten Challenge...was a perfect 2-for-2 at the plate on March 4 against Georgia Tech, adding a walk, an RBI and a run scored...drove in a run on a bases-loaded walk and added a sacrifice bunt against GT on March 5...hit a sacrifice fly against Canisius on March 15...recorded the first home run of her career - a two-run HR - in her only at bat against Notre Dame on March 19...walked and hit an RBI single on March 31 against Pitt...drew a walk in each game of the doubleheader at Syracuse on April 9...hit a double to bring in FSU's only run at No. 5 Oregon on May 7...went 2-for-3 with two home runs and seven RBI (broke the previous tournament record of five) against Virginia in the first round of the ACC Tournament (5/11)...hit a double and a triple in her first-ever NCAA Tournament game on May 19 against Princeton...hit two home runs in a game for the second time this season, driving in three runs against No. 25 Georgia on May 20.

High School:

Graduated from Heard County High School and, along with current teammate Cali Harrod, was a member of the school's first state championship in any sport when softball brought home the 2014 GHSA AA title...the Braves also reached the state tournament in 2015...was chosen as an All-State First Team member three times and also earned defensive Player of the Year honors...in her senior season, she tallied a .475 batting average with 50 RBI and a school-record 13 home runs to earn Regional and GHSA AA Player of the Year and Offensive MVP accolades...competed with the Vipers, as well as the Georgia Academy Power and Georgia Impact travel teams...the Vipers placed third at the 2016 Junior Olympic Cup...was nominated for the PGF Southeast All-Star team...academically, she graduated fifth class and earned a spot on the "A" Honor Roll each semester...chose Florida State over offers from Michigan State, Georgia Southern and North Carolina.



CAREER STATISTICS AT FLORIDA STATE

Year	avg	gp-gs	ab	r	h	2b	3b	hr	rbi	tb	slg%	bb	hbp	so	gdp	ob%	sf	sh	sb-att	po	a	e	fld%
2017	.277	38-21	47	7	13	2	1	5	17	32	.681	9	0	12	0	.386	1	2	0-0	138	6	2	.986
2018	.261	65-62	153	20	40	6	1	7	32	69	.451	15	8	32	1	.350	4	5	0-1	369	11	3	.992
TOTAL	.265	103-83	200	27	53	8	2	12	49	101	.505	24	8	44	1	.359	5	7	0-1	507	17	5	.991



5 • ELIZABETH MASON

Catcher • Redshirt Sophomore • Tampa, Fla. • Gaither

CAREER HIGHS					
Hits:	3	vs. Louisiana (4/4/18)	RBI:	3	4x, last vs. Washington - NCAA (6/5/18)
Doubles:	1	12x, last vs. Oregon - NCAA (6/2/18)	Runs:	2	6x, last vs. Washington - NCAA (6/5/18)
Triples:	1	vs. Portland State (2/10/18)	Walks:	2	3x, last vs. Pitt - ACC (5/12/18)
Home Runs:	1	7x, last vs. Washington - NCAA (6/5/18)	Stolen Bases:	2	2x, last vs. Louisiana (4/4/18)

2018 NCAA NATIONAL CHAMPION 2018 WCWS ALL-TOURNAMENT TEAM

Redshirt Freshman Season (2018):

Versatile and dynamic player in her first season of collegiate softball as she helped the Seminoles win the 2018 NCAA National Championship...was named to the 2018 Women's College World Series All-Tournament Team after leading the team and tournament with nine RBI, along with five hits, a double, two home runs and five runs scored...the nine RBI in the 2018 WCWS ranks in a tie for fourth in tournament history and she safely advanced eight runners to set a WCWS record...for the season, she tallied a .282 batting average (42-for-149) with 12 doubles, one triple and seven home runs with 34 RBI, 22 walks, 37 runs scored and 14 stolen bases...recorded five sacrifice flies, which led the team, and ranked 15th in the NCAA...hit an RBI single in her first career plate appearance and later scored a run versus Portland State (Feb 9)...pinch ran and scored, and later drew a walk against No. 14 Minnesota on February 16...had a single and also drove in the game-winning run with a sacrifice fly on February 18 vs. Michigan...batted 2-for-3 with a double and her first career home run on February 24 against Georgia State... hit a double, walked, scored a run and drove in an RBI on March 3 against Florida Gulf Coast...drove in the game-winning run against No. 6 Oregon on March 4 with a sacrifice fly...walked twice, stole a base and scored a run against Penn on March 8...had a pair of hits at North Florida on March 10, a double and a two-run home run...drove in the first run of both games of a doubleheader against Troy on March 21. She hit a solo home run in game one and drew a bases-loaded walk in game two. She finished the day 3-for-3 from the plate with two walks, four RBI and two runs scored...was 2-for-3 from the plate with a double and two RBI on March 24 against Syracuse... walked, stole a base and scored a run in FSU's 5-4 win over the Orange on March 25... earned NFCA Top Performer of the Week honors on March 27...had two hits, including a double on March 30 at Georgia Tech...tied a season high with two stolen bases on March 31 at GT...batted 5-for-7 over both games of the doubleheader against No. 19 Louisiana, including a double, two RBI, three runs scored and three stolen bases...went 2-for-3 with a double, a run scored and a stolen base against Pitt on April 8...drove in a run, stole a base and scored in FSU's come-from-behind win over BC on April 13...tallied three RBI and hit her fourth home run of the season in FSU's 8-0 win against Louisville (4/22)...walked and hit a home run at NC State on May 4...singled, walked, stole a base and scored in FSU's 7-4 win over Louisville in the ACC Tournament on May 10...drew two walks and scored two runs, including one each in the seventh inning, as Florida State won the 2018 ACC Championship with a 5-4 win over Pitt on May 12...hit an RBI single and scored as part of a six-run inning on May 18 against Jacksonville State...walked, hit a sacrifice

fly and scored a run on June 2 against Georgia...hit a double and drove in the first two runs of the game against No. 1 Oregon in a 4-1 win over the Ducks in a WCWS elimination game on June 2...hit a three-run home run in the bottom of the sixth inning to carry the Seminoles to a 3-1 come-from-behind win over No. 3 UCLA on June 3...batted 2-for-3 with a home run, two runs scored and three RBI in game two of the WCWS Championship Series against No. 5 Washington on June 5 as FSU won its first NCAA National Championship with a 8-3 win over the Huskies.

Freshman Season (2017):

Redshirted her freshman season.

High School:

Excelled at Gaither High School in Tampa, Fla., earning All-Western Conference accolades in all four seasons for the Cowboys...recorded her best season in 2016, earning All-Hillsborough County, All-Tampa Bay and 7A All-State First Team honors on her way to being named the Florida Athletic Coaches Association District 15 Class 7A Player of the Year...participated on the Clearwater Bombers Gold (Mason) travel ball team, earning a USSSA World Series championship in 2012 and winning ASA National Qualifiers in 2013 and 2015...also competed for Gaither on the volleyball team, earning Most Valuable Player honors as a junior as she registered the most aces and kills on the team...an excellent student and held a 6.4 GPA and was among the top five percentile at Gaither while being a member of the National Honor Society and the Beta Club...chose Florida State after being recruited by West Point, Alabama and Boston College, among others...mentioned that one of the reasons that she chose Florida State was how the players treated her like a sister and the coaches made her feel like a part of the family.



CAREER STATISTICS AT FLORIDA STATE

Year	avg	gp-gs	ab	r	h	2b	3b	hr	rbi	tb	slg%	bb	hbp	so	gdp	ob%	sf	sh	sb-att	po	a	e	fld%
2018	.282	62-54	149	37	42	12	1	7	34	77	.517	22	1	32	1	.367	5	0	14-16	153	10	2	.988
TOTAL	.282	62-54	149	37	42	12	1	7	34	77	.517	22	1	32	1	.367	5	0	14-16	153	10	2	.988



10 WCWS APPEARANCES • 16 ACC CHAMPIONSHIPS • 31 NCAA APPEARANCES



11 • ROCK BENAVIDES


Utility • Sophomore • Corpus Christi, Texas • Veterans Memorial

CAREER HIGHS			
Hits:	-	RBI:	1 at North Florida (3/10/18)
Doubles:	-	Runs:	1 at North Florida (3/10/18)
Triples:	-	Walks:	-
Home Runs:	-	Stolen Bases:	-

2018 NCAA NATIONAL CHAMPION

Freshman Season (2018):

Played in 17 games and made one start as a freshman as the Seminoles won the 2018 NCAA National Championship...had an RBI and one run scored offensively on the season...made her first appearance against RV Texas State on February 10...scored a run in game one of a doubleheader at North Florida on March 10...started game two of the DH and drove in a run with a sacrifice fly in the fifth inning...pinch-ran in two games of the Pitt series on April 6-8.



High School:

Attended Veterans Memorial High School in Corpus Christi, Texas...was a member of the Texas Bombers travel ball organization.

CAREER STATISTICS AT FLORIDA STATE

Year	avg	gp-gs	ab	r	h	2b	3b	hr	rbi	tb	slg%	bb	hbp	so	gdp	ob%	sf	sh	sb-att	po	a	e	fld%
2018	.000	17-1	9	1	0	0	0	0	1	0	.000	0	0	4	0	.000	1	0	0-0	4	8	0	1.000
TOTAL	.000	17-1	9	1	0	0	0	0	1	0	.000	0	0	4	0	.000	1	0	0-0	4	8	0	1.000



16 • MACKENZIE PUCKETT

Utility • Sophomore • Cairo, Ga. • Cairo

CAREER HIGHS			
Hits:	-	RBI:	-
Doubles:	-	Runs:	1 at South Alabama (2/21/18)
Triples:	-	Walks:	1 4x, last at Notre Dame (4/27/18)
Home Runs:	-	Stolen Bases:	-

2018 NCAA NATIONAL CHAMPION

Freshman Season (2018):

Made four appearances as a freshman as Florida State won its first NCAA National Championship...recorded a perfect 1.000 on-base percentage on the season, drawing a walk in all four plate appearances...drew a walk and scored a run at South Alabama on February 21...earned a walk in a pinch-hit appearance on March 3 versus Hofstra...drew a pinch-hit walk on April 22 against Louisville...pinch hit and walked at Notre Dame on April 27.

High School:

Attended Cairo High School...batted .659 during her senior season with 10 home runs and 39 RBI...named Region Offensive Player of the Year.



CAREER STATISTICS AT FLORIDA STATE

Year	avg	gp-gs	ab	r	h	2b	3b	hr	rbi	tb	slg%	bb	hbp	so	gdp	ob%	sf	sh	sb-att	po	a	e	fld%
2018	.000	4-0	0	1	0	0	0	0	0	0	.000	4	0	0	0	1.000	0	0	0-0	2	0	1	.667
TOTAL	.000	4-0	0	1	0	0	0	0	0	0	.000	4	0	0	0	1.000	0	0	0-0	2	0	1	.667



10 WCWS APPEARANCES • 16 ACC CHAMPIONSHIPS • 31 NCAA APPEARANCES



24 • SYDNEY SHERRILL

Utility • Sophomore • Moore, Okla. • Southmoore


CAREER HIGHS					
Hits:	4	at North Florida (3/10/18)	RBI:	4	2x, last vs. Pitt (4/8/18)
Doubles:	2	6x, last vs. Pitt (4/6/18)	Runs:	3	vs. Troy (3/21/18)
Triples:	1	vs. FGCU (3/3/18)	Walks:	4	at Notre Dame (4/27/18)
Home Runs:	1	12x, last vs. UCLA - NCAA (6/3/18)	Stolen Bases:	2	2x, last vs. Syracuse (3/24/18)

- 2018 NCAA NATIONAL CHAMPION
- 2018 WCWS ALL-TOURNAMENT TEAM
- 2018 NFCA THIRD TEAM ALL-AMERICAN
- 2018 NFCA SOUTHEAST ALL-REGION SECOND TEAM
- 2018 NFCA FRESHMAN OF THE YEAR TOP 10 FINALIST
- 2018 NFCA AND USA SOFTBALL NATIONAL PLAYER OF THE WEEK (APRIL 10)
- 2018 ACC FRESHMAN OF THE YEAR
- 2018 ALL-ACC FIRST TEAM
- 2018 ACC TOURNAMENT MVP
- 2018 ACC ALL-TOURNAMENT TEAM

Freshman Season (2018):

Had one of the best freshman seasons in Florida State history and etched her name in the FSU, ACC and NCAA record books as she led the Seminoles to their first NCAA National Championship...hit 29 doubles on the season, which set the FSU and ACC records and tied Nina Lindenberg (Fresno State - 1996) for the NCAA single-season record...named an NFCA Third Team All-American, received ACC Freshman of the Year honors and also earned a spot on the All-ACC First Team...tied for the team lead with two home runs at the 2018 WCWS and ranked second with seven RBI to earn a spot on the WCWS All-Tournament team...all seven RBI came with two outs, ranking second in the category in WCWS history...ranked second on the team overall with a .370 batting average and led the team and ACC with 81 hits...added 29 doubles, one triple, 12 home runs, 58 RBI, 46 runs scored and 16 stolen bases...started all 70 games on the season, including eight games at third base after Jessie Warren's injury on March 10...her first career hit was a home run as she drove a third-inning pitch over

the wall in right for a two run home run against Portland State on February 9...tote a base, scored a run and drove in an RBI on February 10 against Portland State...batted 2-for-3 with an RBI vs. Florida A&M (Feb 14)...gave the Noles the lead on No. 14 Minnesota with a two-run double in the sixth inning on February 16...had a career-high four hits and scored two runs against the Gophers on February 17...went 2-for-3 against No. 20 Michigan on February 18, hitting a double in the sixth inning and later scored the game-winning run...named ACC/Big Ten Softball Challenge Most Valuable Player - Tallahassee Site (February 18)...also earned ACC Player of the Week honors on February 20...was 2-for-4 with a double against McNeese on February 20...batted 2-for-2 with a pair of doubles, one RBI and two runs scored against Northern Iowa on Feb 23...drove in a pair of runs and hit a home run against Georgia State on February 24...was 3-for-4 with a triple, a home run, two RBI and two runs scored against FGCU on March 3...tied a career high with four hits, including two doubles, and had three RBI on the road at North Florida (3/10)...walked and hit a home run in game two of the doubleheader at UNF on March 10...hit a home run and drove in a career-high four RBI on March 21 in game one of the doubleheader against Troy...scored three runs in game two of the DH with Troy on 2-for-2 hitting with two walks and two RBI...drove in two runs and walked twice on March 24 against Syracuse...hit her 12th double of the season on March 25 against the Orange...hit a pair of doubles at Georgia Tech on March 30, driving in two RBI...recorded two more doubles in the series finale at GT on April 1...went 4-for-7 with two doubles, a home run and three RBI against No. 19 Louisiana on April 4...posted two doubles and two RBI vs. Pitt on April 6, setting an FSU single-season record with 20 doubles...drove in a season-high four RBI along with a home run on April 8 vs. Pitt...named ACC Player of the Week as well as NFCA and USA Softball National Player of the Week on April 10...recorded a double in each of the first two games of the Louisville series on April 21-22...drew four walks on April 27 at Notre Dame and added a single, a stolen base and a run scored...batted .700 (7-for-10) in the three games of the ACC Championship, with a double, a home run, two walks, three RBI and three runs scored to earn 2018 ACC Tournament MVP honors...drove in the game-winning run with a two-run single to right against Jacksonville State on May 18...hit a double, a home run and drove in three RBI in the regional championship against Jacksonville State on May 20...walked, hit a single and scored two runs in game two of the NCAA Super Regional against No. 11 LSU on May 26...hit her NCAA-leading 27th double of the season in game three versus LSU on May 26...hit a three-run double on May 31 against No. 3 UCLA in the first game of the 2018 Women's College World Series...singled and scored in an elimination game against No. 7 Georgia on June 2...hit a solo home run versus No. 1 Oregon on June 2...hit a three-run home run against No. 3 UCLA on June 3 to send the Seminoles to the WCWS Championship Series...hit her 29th double of the season in the third inning on June 5, setting the ACC record and tying the NCAA single-season mark.



High School:

Attended Southmoore High School...led the SaberCats to the 2017 6A Oklahoma State Championship...batted .611 for the season and was named The Oklahoman's Big All-City Player of the Year...named 2017 Oklahoma Gatorade Player of the Year...competed for the USA Junior Women's National Team during the summer of 2017.

CAREER STATISTICS AT FLORIDA STATE

Year	avg	gp-gs	ab	r	h	2b	3b	hr	rbi	tb	slg%	bb	hbp	so	gdp	ob%	sf	sh	sb-att	po	a	e	fld%
2018	.370	70-70	219	46	81	29	1	12	58	148	.676	24	2	20	1	.435	1	1	16-16	108	112	8	.965
TOTAL	.370	70-70	219	46	81	29	1	12	58	148	.676	24	2	20	1	.435	1	1	16-16	108	112	8	.965



27 • KARA BILODEAU
Pitcher • Sophomore • Cumming, Ga. • South Forsyth/Auburn

Freshman Season At Auburn (2018):

Saw action in 10 games in her freshman season...pitched 11 innings total giving up no runs on three hits...registered five walks and 12 strikeouts in her 10 appearances...received SEC Academic Honor Role and Top Tiger honors in 2018.

International Experience:

Member of the 2018 Canadian Women's National Team...played at the World Cup of Softball XII...named to the Canadian Junior National Team in 2017...helped Team Canada to a fourth-place finish at the WBSC Junior Women's World Championship.

High School:

Attended South Forsyth High School...played on the Atlanta Vipers club team...named 2016 USA Elite Select First Team All-American...received Second Team High School All-American honors.

Personal:

Majoring in Sport Management...looks forward to playing at Duke...best part of being a student-athlete is the support...favorite movie is Girls Trip...likes country music...favorite subject is math...cookie dough is her favorite ice cream flavor...cannot live without her dog...aspires to be an Olympian...favorite TV show is Criminal Minds...shoes are her favorite accessory...enjoys volunteering at the TMH cancer unit...has three sisters...had three pets growing up.



18 • MADISON KENNEDY
Catcher • Redshirt Freshman • Baker County, Fla. • Baker County

2018 NCAA NATIONAL CHAMPION

Freshman Season (2018):

Redshirted her freshman season.

High School:

Attended Baker County High School...set the school record with 12 home runs and drove in 36 RBI in 28 games in 2016...named to the FHSAA 5A All-State team in each of the last two seasons...played for the Santa Fe Inferno travel ball organization.



3 • BIANCA CRUZ
Pitcher • Freshman • Melbourne, Fla. • Space Coast

High School:

Attended Space Coast Junior/Senior High School...was named Rookie of the Year in eighth grade...earned Defensive Player of the Year honors as a freshman...was selected as the team's MVP each of her final three seasons...three-time All-Cape Coast Conference honoree, and received the most votes as a senior...two-time Outstanding Female Athlete...led her team to district titles in her junior and senior year...three-year honor roll recipient.

Personal:

Majoring in Communications...favorite movie is Gladiator...Outside by Staind is her favorite song...cannot live without her family...wants to be an actress...played basketball in high school...Staind, Ariana Grande and Rihanna are her favorite artists...earrings are her favorite accessory...favorite home-cooked meal is chicken and waffles...had two pets growing up...dad played baseball and football...grandpa played baseball.



21 • MAKINZY HERZOG
Pitcher/Outfielder • Freshman • Missouri City, Texas • Ridge Point

High School:

Attended Ridge Point High School...named Newcomer of the Year and earned All-State 5A team honors as a freshman...received district MVP honors in her final three seasons...earned All-Greater Houston Softball First Team and All-State Softball Team honors in her final two seasons...listed as No. 5 on FloSports Hot 100 Recruits her junior year...named Texas Softball Gatorade Player of the Year as a senior...listed as the No. 2 recruit on Extra

Innings Softball her final season...Premier Girls Fastpitch High School All-American as a senior...two-time Amateur Softball Association national champion...earned Academic All-District honors as a freshman and senior.

Personal:

Exploratory major... looking forward to playing at Clemson...would like to play Texas A&M because a lot of her friends play there...favorite movie is Man on Fire...Must Be Doing Something Right by Billy Currington is her favorite song...favorite subject is art...enjoys chocolate ice cream with marshmallows...wants to be a cosmetologist...favorite TV show is Vampire Diaries...her Texas necklace is her favorite accessory...favorite home-cooked meal is Mexican casserole...has one sister...grew up with four cats.




55 • KIERSTEN LANDERS
Outfielder • Freshman • Scott Depot, W.V. • Hurricane

High School:

Attended Hurricane High School in West Virginia...played for the club team WV Outlaws...four-time First Team All-State selection and All-Conference member...won the WV state championship as a junior and a senior...received Underclassmen All-American honors in 2017...member of the A Honor Roll during both her junior and senior years of high school.

Personal:

Excited to play against Virginia Tech because her best friend plays there...best part of being a student-athlete is the support from all the fans...favorite movie is Dances with Wolves...favorite subject is English...cannot live without sweet tea...wants to become a college softball coach...played volleyball in high school...favorite TV show is The Office...favorite home-cooked meal is spaghetti...has two sisters...had 11 pets growing up...mom and aunt played softball, while her uncle played baseball.



44 • MORGAN NOAH
Infielder • Freshman • Tampa, Fla. • Sickles

High School:

Attended Sickles HS in Tampa, Fla...participated with the Tampa Mustangs Bell club team...four-time State Champion...ended her career with a .429 batting average...posted the highest batting average on the Gryphons as a sophomore and a junior, receiving the team's Offensive Award both seasons...also earned the team's Heart and Hustle Award as a junior...MVP and team captain for the Mustangs...earned

ASA National Championship...member of the Principal's Honor Roll in six of eight semesters in high school...6.2 weighted GPA... member of the National Honor Society, National English Honor Society and Social Studies Honor Society.

Personal:

Majoring in Biological Science...looks forward to playing at Duke because it is new to the ACC...enjoys the camaraderie of being a student-athlete...favorite song is Whatever You Like by T.I...favorite subject is chemistry...chocolate peanut butter is her favorite ice cream flavor...plays the triangle...cannot live without her dog, Coco...wants to be an orthopedic surgeon...has had to overcome multiple injuries and surgeries...favorite show is Grey's Anatomy...sweatshirts are her favorite accessory...enjoys visiting Tallahassee Memorial Hospital cancer unit...has one brother...grew up with two dogs...mom played softball and dad played baseball.



14 • SAVANNAH PARKER
Utility • Freshman • St. Johns, Fla. • Bartram Trail

High School:

Attended Bartram Trail High School...competed with the Florida Storm Club Team...participated in both weightlifting and softball...holds school home run record with 15...was named to the All-St. Johns Country team during her sophomore, junior and senior seasons...was the FHSAA Regional Weightlifting Champion in 2017 and placed ninth in the state competition...finished fifth in the state in 2018 and was

named the St. Augustine Record's Weightlifter of the Year...graduated with the school record in every category in her weight class...member of the A Honor Roll in all four years of high school...lettered in academics her junior and senior year...was named to the Athletic Leadership Council her senior year.

Personal:

Majoring in Sport Management...looks forward to playing at Duke because of the pretty campus...favorite part of being a student-athlete is being in an elite group of competitors...would like to play Hawaii...favorite movie is The Grinch...4 Wheel Parts is her favorite magazine...favorite band is Florida Georgia Line...English is her favorite subject...chocolate chip cookie dough is her favorite ice cream flavor...cannot live without the beach...wants to have a career centered around helping people...enjoys helping kids in need...is an only child...had two chihuahuas growing up.



32 • KATHRYN SANDERCOCK
Pitcher • Freshman • McLean, Va. • Bishop O'Connell

High School:

Attended Bishop O'Connell High School...named Virginia Gatorade Player of the Year as a junior in 2017...2017 Washington Catholic Athletic Conference (WCAC) Player of the Year...received All-State and Player of the Year honors her junior and senior year...was selected as the team's most valuable player in her final two seasons...named to The Washington Post's All-Met First Team as a junior and senior...

received Second Team honors as a sophomore...honor roll recipient as a junior.

Personal:

Majoring in Psychology... looks forward to playing at Virginia because it's close to home...best part of being a student-athlete is the support...would like to play Penn State because her sister goes there...favorite movie is Dirty Dancing...favorite magazine is Vogue...Blackbear is her favorite singer...chocolate chip cookie dough is her favorite ice cream flavor...cannot live without chocolate...wants to be a sports psychologist...had to overcome hip surgery her senior year of high school...favorite TV show is Friends...a necklace her sister gave her is her favorite accessory...has one sister...grew up with two dogs...dad plays football and baseball...sister is a cheerleader.



2 • MAEGAN TOMLINSON
Outfielder • Freshman • Tallahassee, Fla. • Chiles

High School:

Attended Chiles High School...played for Wagners club team...combined for a record of 65-17 in three seasons for the Timberwolves, earning FHSAA District Championships each year...named to the All-Big Bend Second Team in 2017...four-year member of the High Honor Roll...member of the National Honor Society...earned the Coaches Academic Award in 2017-18.

Personal:

Majoring in Communications...excited to play Duke because her best friend plays for them...enjoys playing in the ACC because everyone underestimates the conference...would love to play against UCLA...favorite movie is How to Lose a Guy in 10 Days...favorite magazine is Cosmo...Crazy Girl is her favorite song...favorite subject is history...cookie dough is her favorite ice cream flavor...speaks Spanish...cannot live without sweet tea...aspires to be a marketing rep for a large corporation...favorite TV show is Vampire Diaries...belts are her favorite accessory...says Elizabeth Mason is the best dancer on the team...Savanna Copeland is the best cook and best dresser...thinks that Anna Shelnett is the best jokester...grew up with three pets...has two siblings.



1981, 1982 AIAW NATIONAL CHAMPIONS • 2018 NCAA NATIONAL CHAMPIONS • 49 ALL-AMERICANS

HEAD COACH LONNI ALAMEDA



Entering her 11th season as the head coach of the Florida State softball program in 2018, Lonni Alameda has guided the Seminoles back into one of the nation's best teams. After seven Women's College World Series appearances from 1987-2004, the Seminoles have returned to the final site of women's collegiate softball three times in the last five seasons (2014, 2016 and 2018), including winning the program's first NCAA National Championship in 2018, a WCWS semifinals appearance in 2016, as well as six consecutive trips to the NCAA Super Regionals (2013-18). Florida State has earned six ACC regular season titles in a row, five straight ACC Tournament titles and now owns 16 ACC Championships.

FSU has played in the NCAA postseason every year under Alameda, and is one of only nine schools to participate in the NCAA Tournament in every season since 2000. Since Alameda has made Tallahassee her home, she has led the Seminoles to nine ACC Championship game appearances in 10 seasons, with titles in 2011, 2014, 2015, 2016, 2017 and 2018.

The Seminoles topped the collegiate softball world in 2018, earning their first NCAA National Championship with an 8-3 win over No. 5 Washington on June 5. Florida State earned the nickname of "Cardiac Kids" throughout the postseason as FSU tied an NCAA record of six wins in elimination games during the NCAA Tournament and the Noles had to come from behind in all three wins at the 2018 ACC Tournament. Florida State became the third team in history to lose its first game of the WCWS and come back through the loser's bracket to win the National Championship, joining Texas A&M (1983) and UCLA (2003).

Florida State earned a 58-12 record in 2018, the most wins in a single season under Alameda and it marks the fourth time in the last five seasons that FSU has topped the 50-win plateau. The Noles also set school records with 115 doubles and 76 home runs. The 115 doubles led the nation in 2018 and ranked in a tie for the eighth-most in a single season in NCAA history. Freshman Sydney Sherrill tallied 29 of those doubles to tie the NCAA single-season record and set the FSU and ACC mark, on her way to earning ACC Freshman of the Year and NFCA Third Team All-American accolades. Jessie Warren and Kylee Hanson also earned NFCA Second Team All-American honors, as the duo were named ACC Player and Pitcher of the Year, respectively.

Alameda, along with assistant coaches Travis Wilson and Craig Snider, were honored as the 2018 NFCA National Coaching Staff of the Year by helping FSU become the first ACC school to ever win a softball national championship.

The Seminoles extended their ACC series unbeaten streak to 49, posting a 45-0-4 series record against conference opponents since 2012. No current Florida State player has ever lost a series to a conference opponent as the Noles have earned a record of 128-13 in their last 141 ACC regular season games. From May 7, 2016 to April 6, 2018, FSU tallied 36 consecutive wins in ACC play, which ranks as the fifth-longest conference winning streak in NCAA history.

Alameda and the Noles made program history in 2017, as Florida State earned a No. 1 ranking in the NFCA poll for the first time, holding the spot for eight consecutive weeks. FSU also earned its first win over the NFCA No. 1 team in the country as an 11th-inning home run by Alex Powers gave the Noles a 3-1 victory over Florida on May 3. The Seminoles added their fifth straight ACC regular season title, posting a 24-0 record in league play, culminating in their 15th ACC tournament championship. FSU is one of three Power 5 schools to post an undefeated conference season, along with Nebraska in 1998 (16-0) and Iowa in 1997 (22-0).

Alameda also earned her fifth ACC Coach of the Year honor in 2017, moving into a tie for second-most in league history with North Carolina's Donna J. Papa. She now trails only NFCA Hall of Famer and former FSU head coach JoAnne Graf who tallied six ACC Coach of the Year awards in her illustrious career.

Florida State matched its record from 2016 by placing six members on the 2017 All-ACC First Team, including Jessica Burroughs (Pitcher of the Year) and Jessie Warren (Player of the Year and Defensive Player of the Year). Burroughs and Warren were also named NFCA First Team All-Americans, while Morgan Klaevemann (second team) and Alex Powers (third team), also earned a spot on the national teams. The Noles tied for the most All-Americans in the nation with Florida and Arizona and it marked the first time in the fastpitch era that Florida State softball had received four All-American accolades.

In 2016, Alameda led Florida State back to the WCWS, reaching the semifinals for the third time in school history and ending with a No. 4 national ranking, which tied for the highest final NFCA ranking ever for FSU. The Noles posted a 55-10 record, including 11 wins over ranked opponents. FSU defeated No. 2 Michigan (1-0) and No. 3 Auburn (4-3), marking the highest ranked wins at FSU under Alameda, and both coming away from Tallahassee as the Auburn win came on the road and the Michigan victory at the WCWS.

The Noles finished 2016 with a 21-2 record in conference play and Alameda earned ACC Coach of the Year for the fourth straight season as Jessica Burroughs and Alex Powers earned ACC Pitcher and Player of the Year honors, respectively. FSU set an ACC record with six members on the All-ACC First Team as Burroughs and Powers were joined by Ellie Cooper, Meghan King, Morgan Klaevemann and Jessie Warren. Burroughs, Powers and Warren were named NFCA All-Americans, marking the sixth time that FSU had three All-Americans in the same season.

During the summer of 2016 and 2017, Alameda coached the USSSA Pride of the National Pro Fastpitch league. The Pride posted the best record in the league in both seasons.

The Seminoles reached the NCAA Super Regionals for the third consecutive season in 2015, finishing with a record of 49-14 and a No. 10 ranking in the final poll by the NFCA. FSU earned a trio of conference awards as Jessie Warren was named ACC Freshman of the Year, Lacey Waldrop secured ACC Pitcher of the Year honors for the second-straight season and Alameda was chosen as the ACC Coach of the Year for the third consecutive year.

Several Seminoles etched their name into the NCAA record book as senior Maddie O'Brien led the nation with 73 walks, good for No. 11 all-time in NCAA history. Freshman



10 WCWS APPEARANCES • 16 ACC CHAMPIONSHIPS • 31 NCAA APPEARANCES

HEAD COACH LONNI ALAMEDA

Morgan Klaveemann's 26-game hitting streak is the second-longest in FSU history and ranks No. 24 overall in NCAA history.

Florida State posted its best season in a decade with a 55-9 record in 2014 to finish ranked No. 7 in the country by both the NFCA and USA Softball. The Seminoles won 24 ACC games to set a new school and ACC mark for conference wins in a season and also set program records in runs scored (400), home runs (65), extra base hits (168), RBI (363), walks (318) and slugging percentage (.493).

Several individuals earned regional and national awards as junior pitcher Lacey Waldrop was named USA Softball National Player of the Year. Waldrop joined Jessica van der Linden (2004) as Seminoles to win the national honor. Florida State was the first school in the country to have multiple players win the award. Waldrop joined junior shortstop Maddie O'Brien as an NFCA First Team All-American, marking the first time that FSU had placed two players on the first team in program history.

Waldrop and O'Brien also won 2014 ACC Pitcher and Player of the Year, respectively, while Alameda earned ACC Coach of the Year honors for the second year in a row. The Seminoles placed three players on the All-Region First Team, six players on the All-ACC Team, and five members on the ACC All-Tournament Team.

The signature win of the 2014 season came at the Tallahassee Super Regional, when senior Courtney Senas hit a two-run, walk-off home run against No. 13 Michigan to send the Seminoles to the Women's College World Series for the first time since 2004.

It was an impressive season in 2013 for the Seminoles as they fought through several injuries to key players yet reached the NCAA Super Regionals for the first time since 2006 following a miraculous comeback against South Alabama in the Mobile Regional championship game. The five-run comeback with two outs in the top of the seventh against the 13th-seeded Jaguars personified the team's never-say-die attitude. FSU finished with a 44-19 record and Alameda was named the ACC Coach of the Year, along with a school-record four All-ACC First Team selections and five overall.

The Seminoles set a new school mark with an 18-2 record in ACC play en route to the program's 11th ACC regular season title. As the pitching coach, Alameda was influential on one of the most dynamic duos in the nation in Lacey Waldrop and Monica Perry. Waldrop earned NFCA Third-Team All-America honors, the first at Florida State since 2009, while Perry emerged as the most dominant pitcher in ACC play.



THE ALAMEDA FILE

- Enters her 11th season as head coach at Florida State and 16th year as a head coach at the Division I level
- Holds a 640-302-2 career record
- 483-150-1 (.754) record at Florida State
- Holds a 182-42 record in ACC play
- Guided Seminoles to the ACC title in 2011, 2014, 2015, 2016, 2017 and 2018, the conference regular season title in 2013, 2014, 2015, 2016, 2017 and 2018 and has led them to nine title game appearances
- As the team's pitching coach, she has helped 15 hurlers be named to the All-ACC First or Second Team since 2009
- Six different pitchers and 11 total Seminole players have been named NFCA All-Americans
- Earned Win No. 300 vs. Fairfield on March 17, 2012
- Earned Win No. 400 at North Carolina on March 30, 2014
- Earned Win No. 500 against Jacksonville on April 6, 2016
- Earned Win No. 600 at North Florida on March 10, 2018
- Helped coach the Canadian Softball Team in the 2008 Summer Olympics
- Mountain West Conference Coach of the Year in 2005 and 2007
- Atlantic Coast Conference Coach of the Year in 2013, 2014, 2015, 2016 and 2017

Aside from the five total All-ACC Team members in 2013, Alameda coached her first ACC Scholar-Athlete of the Year when Kelly Hensley was recognized for the honor. Hensley also was named to the Capital One Academic All-America Third Team.

In 2012, the Seminoles achieved a mark of 47-16, their most wins since going 62-12 in 2004. Alameda led FSU to a 15-13 record against NCAA postseason teams throughout the year, which included nationally-ranked victories over No. 14 UCLA, No. 23 North Carolina twice and Women's College World Series participant LSU.

As the team's pitching coach, Alameda's influence on FSU starters Lacey Waldrop and Monica Perry was enormous. Both pitchers finished in the Top 30 nationally in earned run average, making FSU one of just five programs to have multiple pitchers in the top 30. Each hurler earned ACC Pitcher of the Week honors twice, and were named to the All-ACC squad. As a unit, the Seminoles finished 10th in the country with a 1.53 team ERA. In 2012, four more student-athletes made the All-ACC Team under Alameda's watch including Tiffani Brown, Briana Hamilton, Perry and Waldrop. Brown and Shayla Jackson also were named to the NFCA All-Southeast Region Second Team.

In just her third season as head coach at Florida State, Alameda helped the Seminole softball program snap a seven-year ACC title drought to highlight an entertaining 2011 season. Despite making the conference tournament in Atlanta as the No. 4 seed, it was Alameda's season-long coaching tactics combined with the energy of her motivated group that enabled the Seminoles to storm through the competition and defeat second-seeded North Carolina, 4-1, to clinch an automatic NCAA Regional bid.

Under Alameda's guidance, the 2011 Seminoles created a noteworthy program achievement - for the first time in school history, FSU softball reached 12 consecutive NCAA Regionals. Her group also won two games in the Athens Regional, defeating Georgia State and UAB, to get to the final day of a regional for the first time since 2006.

Adding to Alameda's on and off-field influence, Sarah Hamilton became just one of two conference players in 2011 to be named to the All-ACC Team for the third time in her career. Shayla Jackson and Jen Lapicki joined Hamilton on the 2011



1981, 1982 AIAW NATIONAL CHAMPIONS • 2018 NCAA NATIONAL CHAMPIONS • 49 ALL-AMERICANS

HEAD COACH LONNI ALAMEDA

HEAD COACH LONNI ALAMEDA



- 2005 NFCA West Region Coach of the Year
- 2005 MWC Coach of the Year
- 2007 MWC Coach of the Year
- 2013 ACC Coach of the Year
- 2014 ACC Coach of the Year
- 2015 ACC Coach of the Year
- 2016 ACC Coach of the Year
- 2017 ACC Coach of the Year
- 2018 NCAA National Champion
- 2018 NFCA National Coaching Staff of the Year
- 2018 Musial Award

Coaching History

Florida State (Head Coach)	2009-Present
UNLV (Head Coach)	2004-08
Stanford (Associate Head Coach)	1996-2004
Barry University (Assistant Coach)	1994-96

Coaching Ledger

Year	Record	Conf.	Finish	Postseason
UNLV				
2004	25-35	7-13	5th	N/A
2005	44-19	17-3	2nd	NCAA Reg
2006	26-37	8-12	4th	N/A
2007	37-27	12-8	2nd	N/A
2008	25-40-1	5-15	6th	N/A
Florida State				
2009	44-16	17-4	2nd	NCAA Reg
2010	44-18	12-9	3rd	NCAA Reg
2011	32-28	9-11	1st	NCAA Reg
2012	47-16	16-5	2nd	NCAA Reg
2013	44-19	18-2	1st(R)	NCAA Supers
2014	55-9	24-3	1st	WCWS
2015	49-14	20-3	1st	NCAA Supers
2016	55-10	21-2	1st	WCWS Semis
2017	55-8-1	24-0	1st	NCAA Supers
2018	58-12	21-3	1st	NCAA Champions
Overall: 640-308-2 FSU: 483-150-1 ACC: 182-42				

Alameda versus the ACC since 2009

Opponent	Record	Current Streak
Boston College	28-1 (.966)	Won 2
Georgia Tech	20-10 (.667)	Won 15
Louisville	10-2 (.833)	Won 9
North Carolina	22-6 (.786)	Won 15
NC State	26-4 (.867)	Won 7
Notre Dame	13-4 (.765)	Won 1
Pitt	16-1 (.941)	Won 2
Syracuse	16-0 (1.000)	Won 16
Virginia	23-3 (.885)	Won 9
Virginia Tech	24-7 (.774)	Won 12

all-conference squad. Hamilton ended her illustrious career as one of the best pitchers in school history, with Alameda playing a large role in her success. Among her noteworthy feats, Hamilton became the first hurler in FSU history to finish with at least 1,000 career strikeouts, ending her four-year stay with 1,005 Ks.

In her second season as FSU head coach in 2010, Alameda led the Seminoles to a 44-18 record and second-consecutive appearance in not just the ACC Championship game but its 11th-straight appearance in the NCAA Division I Softball Championship. At the time, FSU's ACC Championship game appearance marked the 14th time in school history it had the chance to play for a title - a total number that was more than any other school in the conference.

Under Alameda's tutelage, the 2010 Seminoles accomplished a lot of statistical feats. Not only did FSU get off to its best start since 1993 by starting the year 20-2, but the team capped off the year with high marks in a bevy of categories. The Seminoles' .297 batting average was the best since 2003 and their 226 strikeouts at the plate were the fewest since the 1998 campaign.

Individually, Alameda coached several FSU student-athletes who earned recognition for their hard work on the field and in the classroom. Carly Wynn was named an All-ACC First Team selection and Terese Gober, Sarah Hamilton and Ashley Stager were each placed on the All-ACC Second Team. Robin Ahrberg, Tiffani Brown and Hamilton each got the nod on the ACC's All-Tournament team. Wynn and Hamilton captured Louisville Slugger/NFCA Division I All-Southeast Region Second Team honors, while Wynn was named to the ESPN The Magazine Academic All-America Third Team.

Alameda came to Florida State prior to the 2009 season and went on to surpass 200 career coaching victories in her first year in Tallahassee (she picked up win No. 300 on March 17, 2012 against Fairfield and added win No. 400 at North Carolina on March 30, 2014). The Seminoles finished the 2009 campaign with a 44-16 record and achieved the best conference record in school history at the time with a 17-4 league mark.

For her team's exploits on the field in 2009, Alameda and the Seminoles had the opportunity to host a regional in the NCAA Tournament for the first time since the 2004 season. Alameda coached several Seminoles that garnered postseason awards as Hamilton was named a Third Team Louisville Slugger/NFCA Division I All-American as a sophomore. Hamilton was also named ACC Pitcher of the Year, an ACC First Team member and to the Louisville Slugger/NFCA All-Southeast Region Team. Then-senior catcher Kaleigh Rafter was also named to the All-Region team and was an All-ACC First Team member as well. Wynn and Gober (both second team) were also student-athletes coached by Alameda who were recognized as All-ACC players.

Alameda carries an impressive coaching résumé on the international level and from 2004 to 2008 helped in the development of Canada's National Team. She aided Canada up until the 2004 Summer Olympics and resumed as an assistant following the Rebels' 2005 season. In the summer of 2006, Canada qualified for the 2008 Summer Olympics in Beijing, China, after its strong showing in the World Championships. Alameda spent the summer of 2008 with the Canadian team which ended its quest for the gold with a fourth-place finish at the Beijing Olympic Games.

Alameda came to FSU from UNLV, where she spent five seasons reviving the Rebels' program. She replaced Dr. JoAnne Graf, who retired after 30 seasons with the Seminoles.

Alameda went 25-35 in her first season at UNLV in 2004, which was a four-game improvement over 2003's final tally. She then posted a staggering 44-19 mark in 2005 and the program's first trip to NCAA Regionals since 1996. Alameda was named Mountain West Conference Coach of the Year in 2005 and the entire staff garnered NFCA West Regional Coaching Staff of the Year honors.

The 2005 season featured an assault on the program's record book, appearances in the national statistical rankings and the introduction of several conference and national award winners. The 44 wins were the third-most in the program's history, while the 17 Mountain West Conference wins were the most-ever since joining the league in 1999. After being predicted to finish last in the league, UNLV excelled, placing second in the league in both the regular season and Mountain West Conference tournament.

In 2006, the squad was set back by injuries and fell to 26-37, but saw a 180-degree turnaround in 2007 and finished with a 37-27 mark as Alameda earned MWC Coach of the Year honors for the second time.

Alameda and UNLV had high hopes for 2008 and had the Rebels ranked in the ESPN.com/USA Softball Collegiate Top 25 Poll for the first time in program history. After starting the season 9-1-1, UNLV moved up to No. 18 in the ESPN.com/USA Softball Collegiate Top 25 Poll, but injuries to four starters proved costly as the season progressed.



10 WCWS APPEARANCES • 16 ACC CHAMPIONSHIPS • 31 NCAA APPEARANCES


HEAD COACH LONNI ALAMEDA

Under Alameda's direction, the Rebels enjoyed recognition at the conference and regional level. Five Rebels garnered Louisville Slugger/NFCA All-Regional honors while 13 players earned all-Mountain West Conference accolades, including two pitchers of the year and one freshman of the year awards.

To Alameda, academics are just as important as on-the-field production. Since taking over the program, the Rebels had 58 Academic All-MWC honorees. Over that time span, the team had 10 or more honored in a season four times, including 11 softball student-athletes in 2008. The softball program had 21 MWC Scholar-Athletes selected, as well.

In her 10 seasons at Florida State, Alameda's academic priorities have been apparent. She has coached three ACC Scholar Athletes of the Year, three academic All-Americans, six NCAA postgraduate scholarship award winners, 15 academic all-district team members and 33 All-ACC Academic Team players.

During her tenure at UNLV, Alameda also stressed the importance of community service and had players volunteer their time at the Nevada Childhood Cancer Foundation and Child Haven while participating in breast cancer walks and blood drives. Her emphasis has not changed since arriving at FSU, with the 2011 Seminole Squad earning honors such as the SemiGnome Award for community service and routinely producing standout student-athletes who are honored for their charitable ways. One of those players was Kelly Hensley who was awarded a 2013 Top Six For Service honor. In 2014, 2015 and 2017, the Seminole softball program earned the FSU Director's Cup for Service as they averaged over 50 hours of community service per student-athlete to lead all 20 FSU varsity sports.



Alameda moved to Las Vegas after eight seasons as the assistant coach at Stanford University, where she helped guide the Cardinal to a 320-179-1 record and six straight NCAA Regional appearances. She oversaw the pitching staff there and produced three All-Americans: Becky Blevins, Marcy Crouch and Dana Sorenson.

Prior to her stint at Stanford, Alameda spent two seasons as an assistant coach at Barry University (Miami Shores, Fla.). She helped the Buccaneers to a fifth-place NCAA Division II finish in her first year. She also spent some time on the international stage, serving as an instructor for both the Aruba (1995) and Spanish (2000) national teams.

An all-around great athlete, Alameda began her collegiate career as a pitcher at St. Mary's University (San Antonio, Texas) where she led the Rattlers to the NAIA Tournament in her only season. She later transferred to Oklahoma in 1989 and played softball and volleyball for the Sooners. She was a two-time All-Big Eight selection as a first and third baseman, while hitting .359 as a senior in 1992.

Alameda earned her bachelor's degree in communications from Oklahoma in 1993 and played softball professionally in Europe for a season before beginning her coaching career.





1981, 1982 AIAW NATIONAL CHAMPIONS • 2018 NCAA NATIONAL CHAMPIONS • 49 ALL-AMERICANS

ASSISTANT COACH TRAVIS WILSON



**2018 NCAA National Champion
2018 NFCA National Coaching Staff of the Year**

Assistant Florida State softball coach Travis Wilson will begin his eighth season at Florida State in 2019 as he helps with the Seminole offense and defense. FSU has earned six regular season ACC titles, five ACC tournament championships, six trips to the NCAA Super Regionals, three appearances in the Women's College World Series and won the 2018 NCAA National Championship, while posting a 363-88-1 record (.804 winning percentage) in his seven years at Florida State. Wilson, along with head coach Lonni Alameda and assistant coach Craig Snider, earned 2018 NFCA National Coaching Staff of the Year honors.

The Noles have turned their offensive production around under Wilson, as they have had at least 335 runs scored, 460 hits, 50 home runs and 300 RBI in each of the last six seasons. When Wilson arrived at Florida State after the 2011 season, the Seminoles had finished the year with 286 runs scored, 40 home runs and 238 RBI.

Florida State set single-season team records in doubles (115) and home runs (76) in 2018 on its way to its first NCAA National Championship. The Seminoles became the third school in WCWS history to lose its first game of the tournament and come back through the loser's bracket to win the title, joining Texas A&M (1983) and UCLA (2003). In all, the Noles won six elimination games in the NCAA Tournament, to tie an all-time record.

The 115 doubles led the country in 2018 and ranked in a tie for eighth-most in a single season in NCAA history, led by freshman Sydney Sherrill who tallied 29, which set FSU and ACC records and tied for the most in the NCAA. Senior Jessie Warren closed out her impressive career with her third NFCA All-American honor and second-straight ACC Player of the Year accolade. She led the team with a .404 batting average, 21 home runs, 70 RBI and a .836 slugging percentage and was the 2018 WCWS Most Outstanding Player. She finished with FSU and ACC records for home runs (83), RBI (273), runs scored (229) and slugging percentage (.820). The 273 RBI ranks eighth in NCAA history, while the 83 HR are tied for eighth all-time and her .820 slugging percentage is the 13th-best in college softball history.

The offensive production in 2018 came from all over the lineup as 13 different players hit at least one extra-base hit, 13 players scored at least 10+ runs, eight different players had 10+ stolen bases and all nine spots in the batting order had at least one extra-base hit at the 2018 Women's College World Series.

2017 saw the Seminole offense become one of the best in the nation, as Florida State finished in the top 10 in the NCAA in eight different categories, including slugging percentage (fourth - 0.544), on base percentage (fourth - 0.429), scoring (fifth - 6.63) and batting average (seventh - 0.329). FSU set school records with 94 doubles and 71 home runs, and along with its 24 triples became the first team since Notre Dame in 2010 to tally at least 90 doubles, 20 triples and 70 home runs in a season.

Seven different FSU players recorded over 35 RBI in 2017, led by junior Jessie Warren who topped the team with a .413 batting average, 14 doubles, 23 home runs, 68 RBI and a .922 slugging percentage as she earned NFCA First Team All-America honors, along with ACC Player and Defensive Player of the Year accolades.

FSU posted a perfect 24-0 record in ACC play in 2017 for its fifth consecutive regular season conference title, and is one of three Power 5 schools to have an undefeated conference slate - Nebraska (16-0 in 1998) and Iowa (22-0 in 1997).

FSU broke several school records and nearly topped a few others in 2016 as the Noles established program records with 459 runs scored, 407 RBI and a .323 batting average. The team also finished second in FSU history with 155 stolen bases and 63 home runs, and fourth all-time with 87 doubles.

Redshirt junior Alex Powers and Jessie Warren carried the FSU offense to the 2016 WCWS semifinals, as each were named NFCA All-Americans. Powers, the 2016 ACC Player of the Year, led the team with a .396 batting average and 16 doubles, while adding 16 home runs and 62 runs scored. Warren led the team and finished in the top 10 nationally with 20 home runs, 78 RBI and 72 runs scored, ranking second in FSU history in a single season in all three categories.

The 2016 offense was aggressive and effective as five players had at least 11 stolen bases, seven players had at least nine doubles and 10 different student-athletes hit a home run en route to an ACC regular season and tournament championship. The Noles set an ACC record with six members on the All-ACC First Team as Powers and Warren were joined by Jessica Burroughs, Ellie Cooper, Meghan King and Morgan Klaevemann.

A pair of freshmen led the Seminole offense in 2015 as Jessie Warren earned ACC Freshman of the Year honors and finished with 19 home runs, 57 RBI and 53 runs scored to lead the team. Morgan Klaevemann led the team with a .393 batting average and 20 stolen bases as the outfielder also recorded a 26-game hitting streak from March 25 to May 17. The Noles earned the ACC Championship for the second year in a row and advanced to the NCAA Super Regional round for the third consecutive season in 2015.

The 2014 Seminoles reached the Women's College World Series for the first time since 2004, posted a 55-9 record and earned the ACC regular season title with a 24-3 mark. The 24 ACC wins set a new school and ACC record for conference wins in a season and gave the Seminoles the No. 1 seed on their way to winning their 12th ACC Tournament Championship.





10 WCWS APPEARANCES • 16 ACC CHAMPIONSHIPS • 31 NCAA APPEARANCES

ASSISTANT COACH TRAVIS WILSON



Under Wilson's guidance, the Florida State lineup was dangerous from top to bottom and saw many players recognized for their success. Maddie O'Brien set new single-season school records for home runs (24), RBI (83), walks (56) and slugging percentage (.942) on her way to being named an NFCA First Team All-American and ACC Player of the Year. Courtney Senas was named to the NFCA All-Southeast Region First Team would have set school records in home runs (15) and RBI (57) if not for her teammate, as both totals were more than any Seminole had hit prior to the 2014 season.

As a team, the Seminoles set program records in runs scored (400), home runs (65), extra base hits (168), RBI (363), walks (318) and slugging percentage (.493). These marks eclipsed several records that were set during the impressive 2013 campaign that saw FSU reach its first NCAA Super Regional since 2006. Wilson helped Florida State achieve record-breaking numbers in just his second season as the Seminoles shattered the previous home run record of 49 in 2007 by producing 60 round-trippers in 2013. For the first time ever, four Seminoles finished with double-digit home runs including Courtney Senas (14), Kelly Hensley (13), Maddie O'Brien (10) and Celeste Gomez (10).

Florida State's 316 RBIs in 2013 set a school record, topping the previous mark of 313 in 2004. The 2013 squad also set a program record for slugging percentage at .476, were able to win 17 games by mercy rule and recorded 20 games with double-digit base hits. Wilson also oversees the team's fielding and with early-season injuries in 2013 throwing players into makeshift positions, Wilson worked arduously with each infielder and outfielder on their mechanics and created a well-accomplished group that got the job done.

Joining fellow assistant coach Craig Snider as the team's offensive instructors, Wilson helped the Seminoles make strides at the plate in their debut 2012 year. Coaching a youthful unit that included just one everyday senior starter, Wilson also made a great impact on the team's defensive game as it became a sound group in the field.

In 2012, the Seminoles finished the year with a .966 fielding percentage to rank in the upper echelon on a national scale. FSU became an entertaining group to watch defensively as student-athletes such as third baseman Briana Hamilton, shortstop Maddie O'Brien, second baseman Tiffani Brown and centerfielder Courtney Senas made a bevy of highlight-reel plays throughout the season. A fundamentally-sound unit of infielders and outfielders collectively produced both the routine and difficult plays.

It was the solid play of FSU's defensive stalwarts that helped the Seminoles begin the 2012 season with a 16-0 record, the second-best start in school history. The 16-game win streak ties for the 12th longest winning stretch for the program.

Wilson is seen as an excellent instructional mind by FSU's student-athletes, which was evident from the first day of practice in the fall 2011. He is a reliable arm for batting practice who is always offering excellent teaching points to better enlighten each player. Wilson has proven to be an absolute student of the game who utilizes various statistics in his meticulous game-day preparation.

Wilson is a native of New Zealand who has already taken on an important role in recruiting. The baseball, softball and cricket veteran serves as the Seminoles' hitting and fielding coach, using his past success as a player to better serve his student-athletes.

"Travis is from both professional baseball and the New Zealand National Program," head coach Lonni Alameda said when Wilson first arrived in the summer 2011. "From the first time I met Travis I knew he would be a great fit for our program. It is not often you come across someone that has played the same game that the girls do and yet has 10 years of Major League Baseball experience. He is personable and he has won at the highest level of this game from the men's side. He has played every position you can on the field and has been among some of the world's best in men's fastpitch. I believe Travis will be able to relate to the players on a unique level as he stills plays the game. He is excited about this opportunity and can help our program get to the next level."

Alameda's words have become prophetic so far, with Wilson doing an excellent job of working with each student-athlete and enhancing their overall game. In just four seasons of work, countless players have improved their offense and expanded their defensive abilities through the work of Wilson.

From 1996-2004, Wilson played seven seasons in the Atlanta Braves organization covering all stops from Rookie Ball to Triple-A. He enjoyed much success in his professional stint, being named an All-Star for the Appalachian League (1998), South Atlantic League (1999) and the Carolina League (2000). He was named Carolina League Player of the Year for the Myrtle Beach Pelicans, and led the Grapefruit League in hitting for the Braves during spring training in 2001.

Wilson ended his professional career in 2004 with the Cincinnati Reds' organization in Chattanooga, Tenn. As a softball player in New Zealand for the Black Sox, he made his debut as a 16-year old in 1994 and was named both the New Zealand Softballer of the Year and the Canterbury Softballer of the Year after posting a team-best .396 batting average in 1996. He would earn the Canterbury Player of the Year honor multiple times and become one of his country's biggest softball ambassadors. Wilson also was named the New Zealand Softballer of the Year in 1996 and 2006, and was voted into the New Zealand Softball Hall of Fame in 2017.

Wilson's most recent baseball stint was as an instructor for the Idaho Falls, a Rookie League team of the Kansas City Royals. His tasks included scouting the Pioneer League, writing reports and utilizing video while communicating with the Royals organization on several prospects. His efforts have helped the Royals claim their status of having the best farm system in Major League Baseball, as asserted by several minor-league publications. On the field, he helped his players develop their infield/outfield skills, base running and hitting mechanics. Wilson also served as expert commentator for the ISF Men's World Softball Series, and was fielding coach and video analyst for the Black Caps of the New Zealand Cricket Association.

From 2015-2017, he has served as the assistant coach for the USSSA Pride of the National Pro Fastpitch league, helping the Pride lead the league in the regular season standings and finish second in the postseason in all three seasons.

Wilson is married to his wife, Jill. The two have a son named Tyler and a daughter named Josie.



1981, 1982 AIAW NATIONAL CHAMPIONS • 2018 NCAA NATIONAL CHAMPIONS • 49 ALL-AMERICANS

ASSISTANT COACH CRAIG SNIDER



2018 NCAA National Champion
2018 NFCA National Coaching Staff of the Year

Assistant Florida State softball coach Craig Snider will start his eighth season with the Seminoles in 2019 and has already done wonders with the Seminole hitters in just seven years in Tallahassee. The Noles have seen immense success in his seven years at FSU, posting an .804 winning percentage (363-88-1) with five ACC Championships, six regular season ACC titles, six NCAA Super Regional trips and six appearances at the Women's College World Series, including a WCWS semifinal appearance in 2016 and the program's first NCAA National Championship in 2018. Snider, along with head coach Lonni Alameda and assistant coach Travis Wilson, were named the 2018 NFCA National Coaching Staff of the Year.

Snider has guided the Noles to be more productive at the plate as FSU is routinely among the best in the ACC and the country in several offensive statistical categories. Florida State broke school records in home runs (76) and doubles (115) in 2018, batting average (.329) and slugging percentage (.544) in 2017, which added to the records for runs scored (459) and runs batted in (407) set in 2016.

The record-setting offense in 2018 was led by NFCA All-American Jessie Warren, who topped the team with a .404 batting average, 21 home runs and 70 RBI. Freshman Sydney Sherrill tied the NCAA record with 29 doubles and earned NFCA All-American and ACC Freshman of the Year honors. The production came from all over the lineup as 13 different players hit at least one extra-base hit, 13 players scored at least 10+ runs, eight different players had 10+ stolen bases and all nine spots in the batting order had at least one extra-base hit at the 2018 Women's College World Series.

Florida State matched its conference record with six All-ACC First Team members in 2017, as the Noles finished the season with a perfect 24-0 record. Only three schools in Power 5 conferences have ended the year undefeated, as the Noles are joined by Nebraska (16-0 in 1998) and Iowa (22-0 in 1997). Florida State has not lost an ACC series since 2012 and are 45-0-4 in their last 49 conference series and a combined 128-13 (.907) in regular series games against ACC opponents.

Junior third baseman Warren set the FSU career HR record in 2017, passing Maddie O'Brien's mark of 55 in just her third season and earned the second NFCA All-American honor of her career. The Seminoles earned their first-ever No. 1 ranking in the NFCA poll in 2017 and ended the year with a 55-8-1 record, marking the third time in the last four years that FSU has reached the 50-win plateau.

Behind a pair of All-American hitters - Alex Powers and Jessie Warren - the Noles finished 2016 in the top 10 nationally in on-base percentage, scoring, stolen bases and winning percentage. FSU posted a 21-2 record in the ACC in 2016 and ended the year in Oklahoma City with a 55-10 record.

In 2015, the Seminoles were among the top three in the conference in eight categories and led the ACC with 18 triples. The Noles were carried offensively in 2015 by a pair of freshmen, Jessie Warren and Morgan Klavemann. Warren finished with 19 home runs and 57 RBI as she earned ACC Freshman of the Year honors, while Klavemann posted a 26-game hitting streak - second-longest in FSU history and No. 24 all-time in NCAA history - and led the team with a .393 batting average.

Snider and the offense were an enormous part of the 2014 resurgence of FSU softball onto the national scene. The Seminoles posted a 55-9 record and won the school's 12th ACC Championship and advanced to the Women's College World Series for the first time since 2004.

The 2014 offense set several new records, many that were set just one year prior as Snider and the rest of the staff have been able to change the perception of Florida State being only a pitcher's school into one where the Seminoles perform all phases of the game at a high level. FSU broke the previous marks for runs scored (400), home runs (65), extra base hits (168), RBI (363), walks (318) and slugging percentage (.493). The Noles also finished with a .304 batting average, which was the first time since 1995 that the team had finished with a mark above .300.

FSU placed four position players on the 2014 All-ACC Team (O'Brien, Senas, East and Hamilton) and also four on the ACC All-Tournament Team (O'Brien, Gomez, Hensley and Brown). Despite his short time in Tallahassee, Snider had coached numerous players who are now listed on FSU's single-season top 10 list in many categories. Maddie O'Brien set school records in home runs (24), walks (56), RBI (83) and slugging percentage (.942) in 2014 on her way to being an NFCA First Team All-American and the ACC Player of the Year. Courtney Senas added 15 home runs, 57 RBI and tied Tiffani Brown with 65 runs scored. In all, eight of the top nine home run, the top five walk, the top six RBI and four of the top six run totals in Florida State single-season history have come from players coached by Snider since 2012.





10 WCWS APPEARANCES • 16 ACC CHAMPIONSHIPS • 31 NCAA APPEARANCES
ASSISTANT COACH CRAIG SNIDER

The success in 2014 only built upon the foundation laid in 2013 that set school marks for home runs (60), RBIs (316) and slugging percentage (.476). In no way was the offense one-dimensional, as the Seminoles also posted a .292 batting average and recorded 156 extra base hits, just two shy of the program record at the time.

Snider helped accomplish so much success at the plate despite being without three key everyday players who were out with season-ending injuries early in the year. Known as a tradition-rich program with enormous pitching feats, Snider helped give a vital boost to the Seminole bats that helped carry the team along with good pitching in 2013 and watched three position players in Senas, freshman Victoria East and Bullock earn All-ACC selections.

Arriving in the summer of 2011, Snider helped foster a winning attitude and developed tremendous camaraderie with student-athletes and recruits immediately. He worked actively to improve the individual performances of several student-athletes in the 2012 season, helping players such as Briana Hamilton, Tiffani Brown, Kirstin Austin and others record banner years. Hamilton and Brown earned selections to the All-ACC First Team for the first time in their careers, while Austin's noticeable improvement at the plate gave the Seminoles an enormous spark throughout the year.

In 2012, Snider's daily teachings helped the team establish a strong sense of plate discipline. FSU's 230 walks were vital toward manufacturing runs, with it being the team's highest total since 2004. Throughout the season, the Seminole offense proved to be a clutch-hitting bunch that could come through in late-game situations. It was also a fundamentally-sound group that improved greatly in situational hitting, contributing to its 47-16 overall record.



The Franklin, Ky. native has built a reputation for being a difference maker everywhere he has been, which includes Stephen F. Austin, Oklahoma, Centenary and Lindsey Wilson College. Over the last decade, Snider has propelled each of his teams toward tremendous improvement at the plate, and looks to continue his history of success as FSU's hitting coach.

In his most recent stint at Stephen F. Austin as an assistant coach, Snider helped turn the Southland Conference program around right away. He took over as hitting coach in 2007 following a season in which the Ladyjacks finished with a .229 batting average. Over the next three seasons, SFA batted .274 (2008), .275 (2009) and .278 (2010). He also led the team to sharp spikes in home runs, on-base percentage and slugging percentage, as SFA recorded 43 round-trippers in Snider's first season after hitting just 16 the season before.

At Stephen F. Austin, Snider took on several roles in guiding the program toward its recent success. He devised hitting and defensive workouts during the fall, directed all aspects of camps, developed team-building exercises, served as a fundraising arm, handled much of the recruiting and recruiting databases and oversaw his student-athlete's academic progress.

"I'm extremely impressed with Craig's character," FSU head coach Lonni Alameda said. "He is a genuine person who works hard and loves the game. He has been a part of bigger programs as well as mid majors and I believe that makes him a tremendous coach as you have to be very creative in your coaching as you relate to different styles of athletes. Craig also brings a wealth of recruiting connections. He is very good with people and respected by many and he will now embrace those relationships as a Seminole."

Snider, who has been involved as a coach in softball since 2001, previously assisted in producing three All-Americans at Oklahoma from 2005-06, and played a large role in creating scouting reports as a graduate assistant coach for the Sooners. At his alma mater of Centenary, he helped lead the school to two Mid-Con Tournament championships while providing analysis for recruiting, hitting, fielding and putting together chart systems. His versatility also included field maintenance and even putting together the team's highlight videos in 2004 and 2005.

At Lindsey Wilson College from 2001-03, Snider guided the team to batting averages above .300 every season. He was heavily involved in the recruiting process as an assistant coach and oversaw all summer camps.

"I'm thrilled to help coach at such an established program that is coming off another conference championship and has great things going for it," Snider added when he first came to Tallahassee. "FSU's history of softball success was such a motivating factor for me to come here, and I have no doubt that through the hard work of this current coaching staff and our student-athletes, we can take this program to the next level."

In 2017, Snider worked on the coaching staff of the USSSA Pride in the National Pro Fastpitch league as the team finished first in the league in the regular season.

Snider is married to his wife, Lauren, who is a native of Bellville, Texas. The two have a daughter, Riley, and a son, Henry.



1981, 1982 AIAW NATIONAL CHAMPIONS • 2018 NCAA NATIONAL CHAMPIONS • 49 ALL-AMERICANS

GRADUATE ASSISTANT MANAGER KYLEE HANSON



Kylee Hanson transitions to the next phase of her softball career as the FSU softball volunteer assistant coach after finishing as a student-athlete in 2018 by leading the Seminoles to win the ACC and NCAA Championships. In her only year at FSU, Hanson posted a 30-6 record with a 1.33 ERA and two saves, as she led the Noles in strikeouts (241) and opponent batting average (.156). She earned NFCA Second Team All-America honors, was named the ACC Pitcher of the Year and was selected as the ACC Softball Scholar-Athlete of the Year.

Combined with her three seasons at Florida Atlantic, Hanson recorded a mark of 89-26 in the circle with a 1.24 ERA and 908 strikeouts over 752.2 innings as opponents registered just a .169 batting average against her. She garnered NFCA Second Team All-America accolades in 2016 after leading the nation with a 0.76 ERA, tallying 300 strikeouts and was named the Conference USA Pitcher of the Year.

Hanson was drafted in the first round of the 2018 National Pro Fastpitch draft by the Cleveland Comets at No. 5 overall. She decided to sign with Scrap Yard Fast Pitch and competed throughout the country at tournaments and cups.





10 WCWS APPEARANCES • 16 ACC CHAMPIONSHIPS • 31 NCAA APPEARANCES

SOFTBALL SUPPORT STAFF



Nicole Longenecker
Coordinator of Advising



Craig Campanozzi
Video Coordinator



Wendy Byers
Accounting Specialist



Justin Jacobs
*Director of Information
Technology Services*



Kelly Borges
Strength and Conditioning



Anthony Santiago
Director of Softball Operations



Robin Ahrberg
Head Softball Equipment Manager



Eunice Hernandez
Athletic Trainer



Tessa Daniels
Player Manager




Abby Evans
Player Manager



Sabrina Stutsman
Student Manager



Alex Gleicher
Student Manager



Connor Evora
Student Manager



Sam Sagreto
Student Manager




Rachel Magee
Student Manager





2018 SEASON IN REVIEW


- The Seminoles earned their first-ever fastpitch NCAA National Championship on June 5, 2018 as Florida State defeated Washington, 8-3, to clinch the 2018 WCWS Championship Series. Jessie Warren was named WCWS Most Outstanding Player and was joined on the WCWS All-Tournament Team by Meghan King, Anna Shelnutt, Sydney Sherrill and Elizabeth Mason.
- Florida State ended the year with the No. 1 RPI in the country, as well as the No. 1-ranked out-of-conference strength of schedule and the No. 3-ranked overall strength of schedule.
- The Noles had 17 wins over ranked opponents in 2018, including eight against Top 10 opponents and six against teams that were ranked No. 1 by the NFCA at some point during the 2018 season.
- FSU became just the third team to ever win the national championship after losing its first game of the Women's College World Series, matching the performance of Texas A&M (1983) and UCLA (2003). After falling to No. 3 UCLA 7-4, the Noles topped No. 7 Georgia 7-2, No. 1 Oregon 4-1, No. 3 UCLA 3-1, No. 3 UCLA 12-6, No. 5 Washington 1-0 and No. 5 Washington 8-3.
- The Seminoles finished in the top five of WCWS record book in 15 different team categories and set WCWS records in stolen bases (15), steal attempts (18) and tied for the record in wins (6).
- Individually, FSU players are now in the top five of WCWS record book in 15 individual categories and set WCWS records in stolen bases (Dani Morgan - 7), advancing runners (Elizabeth Mason - 8) and tied for the record for base hits (Jessie Warren - 13).
- Head coach Lonni Alameda, along with assistant coaches Travis Wilson and Craig Snider, earned NFCA National Coaching Staff of the Year honors after leading the Seminoles to the NCAA National Championship, the first title by a school in the ACC.
- For the sixth year in a row, Florida State earned the 2018 ACC regular season championship and won the first ever ACC Atlantic Division Title.
- The Noles continued their dominance in the ACC regular season and won 36 consecutive ACC games from May 7, 2016 to April 6, 2018 to mark the fifth-longest conference winning streak in NCAA history.
- Overall, FSU posted a 20-game winning streak from March 3 to April 6, which is tied for the eighth-longest winning streak in school history.
- The Seminoles avenged every possible defeat in 2018, as if the 12 losses on the season, 11 came against teams that the Seminoles played multiple times during the season, either in a doubleheader or at other times in a weekend tournament. Florida State has earned at least one win against every team it played multiple times during the season, and no team defeated FSU twice in 2018.
- Florida State received three individual ACC Honors - Jessie Warren (ACC Player of the Year), Kylee Hanson (ACC Pitcher of the Year), Sydney Sherrill (ACC Freshman of the Year). All three of them joined Zoe Casas and Meghan King on the All-ACC First Team and Carsyn Gordon was selected to the All-ACC Second Team.
- In the 2018 ACC Championship, the Seminoles started their "Cardiac Kids" persona, coming from behind in all three games to win their fifth consecutive ACC Championship, culminated with a walk-off, three-run home run in the bottom of the seventh inning by Anna Shelnutt.
- Florida State placed five student-athletes on the NFCA Southeast All-Region Teams - Kylee Hanson (first team), Carsyn Gordon (first team), Jessie Warren (second team), Sydney Sherrill (second team), Meghan King (third team)
- For the third year in a row, FSU had at least three NFCA All-Americans as Jessie Warren and Kylee Hanson were selected to the Second Team, while Sydney Sherrill garnered Third Team honors.
- As a team, the Seminoles hit 115 doubles, which led the NCAA in 2018 and set FSU and ACC single-season records, and was the tied for the eighth most in NCAA history. Freshman Sydney Sherrill matched the NCAA single-season record with 29 doubles, and after one sea-





10 WCWS APPEARANCES • 16 ACC CHAMPIONSHIPS • 31 NCAA APPEARANCES

2018 SEASON IN REVIEW



son is just eight doubles away from being in the Top 10 in FSU history.

• For the second straight year, the Seminoles set a new team home run record, crushing 76 HRs during the 2018 season. Led by Jessie Warren's 21 home runs, the Noles had 10 different players hit at least one home run as the 76 HRs rank sixth most in ACC history.

• Along with the 21 triples, Florida State recorded 212 extra-base hits, which is over 40% of the 519 total hits in 2018. Every player with more than nine at-bats on the season had at least one extra-base hit, and every spot in the batting order had at least one extra-base hit during the Women's College World Series.

• Kylee Hanson was named NFCA and USA Softball National Player of the Week on February 20, after posting three wins, including one each over No. 14 Minnesota and No. 20 Michigan as she went 3-0 in the circle with a 0.00 ERA and 21 strikeouts over 15.2 innings. She allowed just one unearned run with just four walks and five hits as opponents batted just

.093 against her on the week.

- Sydney Sherrill was named NFCA and USA Softball National Player of the Week on April 10 following an outstanding weekend at the plate. She finished with a .579 batting average and tallied six doubles, two home runs and drove in nine RBI.
- Florida State garnered 12 of the 27 different ACC Player and Pitcher of the Week honors during the 2018 season, spread out among five different players. Kylee Hanson led the team with four Pitcher of the Week accolades, while Jessie Warren received three Player of the Week awards. Sydney Sherrill and Meghan King had two each, while Carsyn Gordon garnered the first ACC Player of the Week on February 13.
- Jessie Warren finished with FSU and ACC career records for home runs (83), RBI (273), runs scored (229) and slugging percentage (.820). The 273 RBI ranks eighth in NCAA history, while the 83 HR are tied for eighth all-time and her .820 slugging percentage is the 13th-best in college softball history. Warren also set the school record for career batting average (.391) and tied for the most doubles in a career (51), and finished second in FSU history with 289 hits, third with 515 defensive assists and sixth all-time with 121 walks.
- Meghan King went 4-0 with a 0.20 ERA and a save during the Women's College World Series and has won each of her last 12 decisions in the circle, a streak that dates back to April 28, 2018 and includes six ranked teams and five Top 10 teams.
- Kylee Hanson tossed a pair of no-hitters in a span of 13 days for the Seminoles, as she blanked both NC State (May 5) and Jacksonville State (May 18), finishing her career with five no-hitters.
- Meghan King and Cassidy Davis combined to pitch a perfect game against Northern Iowa on February 23, retiring all 15 batters they faced in the 9-0 victory over the Panthers. It was King's second perfect game as she retired all 18 Tulsa batters faced on March 12, 2016.
- Seniors Kylee Hanson and Jessie Warren were both selected in the Top 10 of the 2018 National Pro Fastpitch Draft on April 23. Hanson went No. 5 overall to the Cleveland Comets, while Warren was selected with the No. 7 pick by the USSSA Pride. It marked the second consecutive year that the Noles had a pair of Top 10 picks as Jessica Burroughs (No. 1) and Alex Powers (No. 10) were both chosen by the USSSA Pride in 2017.
- Head Coach Lonni Alameda won her 600th career game on March 10 with a 9-6 victory at North Florida.





1981, 1982 AIAW NATIONAL CHAMPIONS • 2018 NCAA NATIONAL CHAMPIONS • 49 ALL-AMERICANS

2018 FINAL STATISTICS

Record: 58-12 Home: 28-6 Away: 16-5 Neutral: 14-1 ACC: 21-3

Player	avg gp-gs	ab	r	h	2b	3b	hr	rbi	tb	slg%	bb	hp	so	gdp	ob%	sf	sh	sb-att	po	a	e	fld%
30 Jessie Warren	.404 63-63	183	44	74	14	1	21	70	153	.836	36	9	20	0	.515	3	0	5-7	48	113	10	.942
24 Sydney Sherrill	.370 70-70	219	46	81	29	1	12	58	148	.676	24	2	20	1	.435	1	1	16-16	108	112	8	.965
12 Carsyn Gordon	.305 70-70	203	60	62	11	4	12	51	117	.576	54	5	36	3	.462	0	0	19-24	431	9	1	.998
6 Zoe Casas	.299 66-60	174	17	52	13	3	3	37	80	.460	14	4	25	0	.363	1	1	5-6	40	0	2	.952
5 Elizabeth Mason	.282 62-54	149	37	42	12	1	7	34	77	.517	22	1	32	1	.367	5	0	14-16	153	10	2	.988
13 Anna Shelnutt	.261 65-62	153	20	40	6	1	7	32	69	.451	15	8	32	1	.350	4	5	0-1	369	11	3	.992
10 Cali Harrod	.243 70-70	202	52	49	12	4	5	31	84	.416	44	3	48	1	.381	3	1	33-34	59	111	9	.950

9 Deja Bush	.500 48-0	2	22	1	0	0	0	0	1	.500	1	0	0	0	.667	0	0	16-19	1	0	1	.500
26 Leslie Farris	.271 38-20	59	15	16	2	1	2	7	26	.441	11	2	17	0	.403	0	0	1-1	31	29	2	.968
2 Morgan Klaevemann	.257 54-53	113	29	29	4	1	0	5	35	.310	18	3	20	1	.373	0	8	17-17	58	1	0	1.000
70 Cassidy Davis	.248 49-37	109	12	27	4	0	6	22	49	.450	17	1	30	1	.352	1	0	0-0	3	13	0	1.000
1 Dani Morgan	.232 59-41	125	23	29	5	2	0	16	38	.304	11	0	23	1	.290	2	4	16-19	49	0	0	1.000
8 Korina Rosario	.179 67-22	67	26	12	3	2	0	5	19	.284	9	3	12	0	.304	0	0	10-10	27	2	1	.967
21 Sabrina Stutsman	.161 23-7	31	5	5	0	0	1	4	8	.258	5	2	13	1	.316	0	0	0-0	1	0	0	1.000
11 Rock Benavides	.000 17-1	9	1	0	0	0	0	1	0	.000	0	0	4	0	.000	1	0	0-0	4	8	0	1.000
16 Mackenzie Puckett	.000 4-0	0	1	0	0	0	0	0	0	.000	4	0	0	0	1.000	0	0	0-0	2	0	1	.667
48 Meghan King	.000 1-0	0	0	0	0	0	0	0	0	.000	0	0	0	0	.000	0	0	0-0	4	30	4	.895
Totals	.289 70	1798	410	519	115	21	76	373	904	.503	285	43	332	11	.395	21	20	152-170	1389	469	44	.977
Opponents	.182 70	1644	123	299	56	4	23	111	432	.263	127	23	475	23	.249	8	27	20-26	1322	453	75	.959


LOB - Team (436), Opp (317). DPs turned - Team (34), Opp (24). CI - Team (0), Opp (1). IBB - Team (5), Warren, J. 4, Farris, L. 1, Opp (2). Picked off - Warren, J. 1.

(All games Sorted by Earned run avg)

Player	era	w-l	app	gs	cg	sho	sv	ip	h	r	er	bb	so	2b	3b	hr	b/avg	wp	hp	bk	sfa	sha
48 Meghan King	1.17	26-6	42	32	15	3/6	3	198.0	133	44	33	54	190	17	2	5	.189	10	14	0	3	15
20 Kylee Hanson	1.33	30-6	41	36	13	7/7	2	204.2	111	48	39	44	241	26	2	14	.156	3	6	0	3	9

70 Cassidy Davis	1.85	0-0	23	0	0	0/5	0	34.0	29	11	9	6	18	6	0	2	.232	3	1	0	2	1
23 Tessa Daniels	3.94	0-0	5	0	0	0/0	0	5.1	6	4	3	4	5	2	0	0	.273	2	0	0	0	0
4 Savanna Copeland	5.00	2-0	15	2	0	0/4	0	21.0	20	16	15	19	21	5	0	2	.250	7	2	0	0	2
Totals	1.50	58-12	70	70	28	21/11	5	463.0	299	123	99	127	475	56	4	23	.182	25	23	0	8	27
Opponents	5.61	12-58	70	70	31	6/1	1	440.2	519	410	353	285	332	115	21	76	.289	52	43	0	21	20

PB - Team (9), Mason, E. 5, Shelnutt, A. 4, Opp (6). Pickoffs - Team (0), Opp (1). SBA/ATT - Shelnutt, A. (17-21), King, M. (10-12), Hanson, K. (6-9), Mason, E. (3-5), Davis, C. (3-3), Copeland, S. (1-1), Daniels, T. (0-1).





10 WCWS APPEARANCES • 16 ACC CHAMPIONSHIPS • 31 NCAA APPEARANCES

2018 ACC STANDINGS AND RESULTS

Atlantic	Conference						Overall						
	W	L	Pct	Hm	Rd	Neu	W	L	T	Pct	Hm	Rd	Neu
Florida State	21*	3	.875	11-1	10-2	0-0	58	12	0	.829	28-6	16-5	14-1
Boston College.....	13	10	.565	8-4	5-6	0-0	30	23	0	.566	12-4	11-13	7-6
Notre Dame.....	13	10	.565	6-6	7-4	0-0	34	23	0	.596	9-9	10-7	15-7
Louisville.....	10	12	.455	7-5	3-7	0-0	33	20	0	.623	18-6	5-9	10-5
Syracuse.....	9	12	.429	5-4	4-8	0-0	30	20	0	.600	11-4	11-10	8-6
NC State.....	5	18	.217	2-9	3-9	0-0	23	31	0	.426	15-17	5-13	3-1
Coastal													
Pitt.....	16**	6	.727	9-2	7-4	0-0	33	18	1	.644	12-2	11-8	10-8-1
North Carolina.....	15	8	.652	9-3	6-5	0-0	30	26	0	.536	16-9	11-10	3-7
Georgia Tech.....	13	11	.542	6-6	7-5	0-0	28	26	0	.519	14-13	9-9	5-4
Duke.....	13	11	.542	8-4	5-7	0-0	29	27	0	.518	17-7	8-15	4-5
Virginia Tech.....	7	16	.304	3-8	4-8	0-0	23	30	0	.434	7-9	5-14	11-7
Virginia.....	3	21	.125	2-10	1-11	0-0	12	41	0	.226	3-14	1-20	8-7

Record vs. Non-ACC Opponents: 216-150-1, .590; * - Division Champion; **Bold** - Conference Tournament Champion

ACC Tournament Results

Atlanta, Ga., May 9-12

Wednesday

#8 Louisville d. #9 Syracuse.....2-1

#10 Virginia Tech d. #7 Duke.....4-0

Thursday

#1 Florida State d. #8 Louisville.....7-4

#5 Notre Dame d. #4 Boston Col.....6-1

#2 Pitt d. #10 Virginia Tech.....6-4

#3 No. Carolina d. #6 Georgia Tech.....6-1

Friday

Florida State d. Notre Dame.....6-1

Pitt d. North Carolina.....3-0

Saturday

Florida State d. Pitt.....5-4

ACC All-Tournament Team

Florida State (3): Meghan King, Sydney Sherrill, Anna Shelnuttt

North Carolina (2): Brittany Pickett, Taylor Wike

Notre Dame (2): Cait Brooks, Ali Wester

Pitt (4): Sarah Dawson, Erin Hershman, Kayla Harris, McKayla Taylor

ACC Tournament Most Valuable Player: Sydney Sherrill, FS

NCAA Tournament Results

Regionals, May 18-20

Super Regionals, May 24-27

College World Series, May 31-June 6

Regionals at Tallahassee, Fla.

Florida State d. Jacksonville St.....(5 inn.) 8-0

Florida State d. Auburn.....(8 inn.) 2-1

Florida State d. Jacksonville St.....10-0

Regionals at Lexington, Ky.

Notre Dame d. Michigan.....4-1

Kentucky d. Notre Dame.....(5 inn.) 10-0

Notre Dame d. Michigan.....2-1

Kentucky d. Notre Dame.....(6 inn.) 8-0

Super Regionals at Tallahassee, Fla.

LSU d. Florida State.....6-5

Florida State d. LSU.....(11 inn.) 8-5

Florida State d. LSU.....3-1

College World Series, Oklahoma City, Okla.

UCLA d. Florida State.....7-4

Florida State d. Georgia.....7-2

Florida State d. Oregon.....4-1

Florida State d. UCLA.....3-1

Florida State d. UCLA.....12-6

Florida State d. Washington.....1-0

Florida State d. Washington.....8-3

WCWS All-Tournament Team

Florida State (5): Meghan King, Sydney Sherrill, Elizabeth Mason, Jessie Warren, Anna Shelnuttt

WCWS Most Outstanding Player: Jessie Warren, FS

All-Atlantic Coast Conference Team

First Team

Emme Martinez.....BC

Annie Murphy.....BC

Raine Wilson.....DU

Zoe Casas.....FS

Kylee Hanson.....FS

Meghan King.....FS

Sydney Sherrill.....FS

Jessie Warren.....FS

Megan Hensley.....UL

Sidney Melton.....UL

Brittany Pickett.....NC

Taylor Wike.....NC

Olivia Gray.....UP

Giorgianna Zeremenko.....UP

Bryce Holmgren.....SU

Second Team

Jessica Dreswick.....BC

Chloe Sharabba.....BC

Carsyn Gordon.....FS

Emily Anderson.....GT

Draven Sonnon.....GT

Cameron Stanford.....GT

Destiny DeBerry.....NC

Kiani Ramsey.....NC

Alexis Holloway.....ND

Melissa Rochford.....ND

Abby Sweet.....ND

Kayla Harris.....UP

Alexa Romero.....SU

Allison Davis.....VA

Carrie Eberle.....VT

ACC All-Freshman Team

CC Cook.....BC

Emme Martinez.....BC

Rachel Abboud.....DU

Peyton St. George.....DU

Sydney Sherrill.....FS

Cameron Stanford.....GT

Maddy Newman.....UL

Alexis Holloway.....ND

Abby Sweet.....ND

Hunter Levesque.....UP

ACC Player of the Year.....Jessie Warren, FS

ACC Pitcher of the Year.....Kylee Hanson, FS

ACC Freshman of the Year.....Sydney Sherrill, FS

ACC Defensive Player of the Year.....Taylor Wike, NC

ACC Coach of the Year.....Holly Aprile, UP

NCCA National Coaching Staff of the Year.....Florida State

NFCA All-Americans

Annie Murphy, BC.....2nd Tm

Kylee Hanson, FS.....2nd Tm

Jessie Warren, FS.....2nd Tm

Sydney Sherrill, FS.....3rd Tm

ACC Players of the Week

Feb. 13.....Carsyn Gordon, FS

Feb. 20.....Sydney Sherrill, FS

Feb. 27.....Jessie Warren, FS

March 6.....Ali Wester, ND

.....and Allison Davis, VA

March 13.....Taylor Wike, NC

March 20.....Giorgianna Zeremenko, UP

March 27.....CC Cook, BC

April 3.....Taylor Wike, NC

April 10.....Sydney Sherrill, FS

April 17.....Carrie Eberle, VT

April 24.....Annie Murphy, BC

.....and Olivia Gray, UP

May 1.....Jessie Warren, FS

May 7.....Jessie Warren, FS

ACC Pitchers of the Week

Feb. 13.....Brittany Pickett, NC

Feb. 20.....Kylee Hanson, FS

.....and Alexa Romero, SU

Feb. 27.....Meghan King, FS

March 6.....Kylee Hanson, FS

March 13.....Alexis Holloway, ND

.....and Alexa Romero, SU

March 20.....Kylee Hanson, FS

March 27.....Brittany Pickett, NC

April 3.....Meghan King, FS

April 10.....Kayla Harris, UP

April 17.....Carrie Eberle, VT

.....and Allyson Frei, BC

April 24.....Alexa Romero, SU

May 1.....Megan Hensley, UL

May 7.....Kylee Hanson, FS

All-ACC Academic Team

Boston College (2): Cierra Cook, Allyson Frei

Duke (3): Rachel Abboud, Raine Wilson, Peyton St. George

Florida State (4): Cassidy Davis, Kylee Hanson, Carsyn Gordon, Meghan King

Georgia Tech (3): Emily Anderson, Cameron Stanford, Draven Sonnon

Louisville (6): Caitlin Ferguson, Jenna Jordan, Celene Funke, Sidney Melton, Megan Hensley, Madelynn Newman

North Carolina (2): Brittany Pickett, Kiani Ramsey

Notre Dame (3): Cait Brooks, Abby Sweet, Alexis Holloway

Pitt (3): Olivia Gray, Giorgianna Zeremenko, Erin Hershman

Syracuse (2): Bryce Holmgren, Alexa Romero

Virginia (1): Allison Davis

Virginia Tech (1): Carrie Eberle

ACC Softball Scholar-Athlete of the Year: Kylee Hanson, FS

CoSIDA Academic All-American

Jenna Jordan, UL.....2nd Tm

Celene Funke, UL.....3rd Tm

Final USA Today/NFCA Division I Poll

1. Florida State.....14. Alabama

2. Washington.....15. Kentucky

3. UCLA.....16. Arkansas

4. Oklahoma.....17. Auburn

5. Florida.....18. Louisiana

6. Oregon.....19. Baylor

7. Arizona State.....20. Long Beach St.

8. Georgia.....21. Minnesota

9. LSU.....22. Michigan

10. Tennessee.....23. Mississippi St.

11. Arizona.....24. Hofstra

12. South Carolina.....25. Texas State

13. Texas A&M

Final ESPN/USA Softball Poll

1. Florida State.....14. Alabama

2. Washington.....15. Kentucky

3. UCLA.....16. Arkansas

4. Oklahoma.....17. Minnesota

5. Oregon.....18. Baylor

6. Florida.....19. Louisiana

7. Arizona State.....20. Auburn

8. Georgia.....21. Michigan

9. LSU.....22. Long Beach St.

10. Tennessee.....23. Texas State

11. Texas A&M.....24. Northwestern and Ohio State

12. South Carolina and Arizona

2018 Individual ACC Statistical Leaders

Batting Average: Jessie Warren, FS.....404

Home Runs: Jessie Warren, FS.....21

Runs Batted In: Jessie Warren, FS.....70

Runs Scored: Carsyn Gordon, FS.....60

Base Hits: Sydney Sherrill, FS.....81

Doubles: Sydney Sherrill, FS.....29

Triples: Alicia Hansen, SU.....6

Stolen Bases: Leah Murray, NC.....34

Slugging Percentage: Jessie Warren, FS......836

Earned Run Average: Meghan King, FS.....1.17

Victories: Kylee Hanson, FS.....30

Strikeouts: Alexa Romero, SU.....264

Saves: Alexis Holloway, ND.....4

2018 Team ACC Statistical Leaders

Batting Average: Louisville......302

Earned Run Average: Florida State.....1.50

Fielding Percentage: Florida State......977

Scoring: Florida State.....5.87

* NCAA Division I Statistical Leader



2018 TEAM GAME HIGHS

Batting

At bats:	40	-	vs LSU (May 26, 2018)
Runs scored:	18	-	vs Portland State (Feb 09, 2018 at San Marcos, Texas)
Hits:	15	-	vs Portland State (Feb 09, 2018 at San Marcos, Texas)
RBIs:	16	-	vs Portland State (Feb 09, 2018 at San Marcos, Texas)
Doubles:	7	-	at Georgia Tech (Apr 01, 2018)
Triples:	3	-	at Texas State (Feb 09, 2018)
	3	-	vs Louisiana (Apr 04, 2018)
Home runs:	4	-	vs Portland State (Feb 09, 2018 at San Marcos, Texas)
	4	-	vs Troy (Mar 21, 2018)
	4	-	vs UCLA (Jun 3, 2018 at Oklahoma City, Okla.)
Total bases:	35	-	vs Portland State (Feb 09, 2018 at San Marcos, Texas)
Walks:	11	-	vs Syracuse (Mar 24, 2018)
	11	-	at Notre Dame (Apr 27, 2018)
Strikeouts:	15	-	vs UCLA (May 31, 2018 at Oklahoma City, Okla.)
Sac hits:	2	-	vs Louisville (Apr 23, 2018)
Sac flies:	2	-	(5 times)
Stolen bases:	7	-	at Notre Dame (Apr 27, 2018)
	7	-	at Notre Dame (Apr 28, 2018)
Hit by pitch:	4	-	vs Jacksonville State (May 20, 2018)
Caught stealing:	2	-	at Boston College (Apr 13, 2018)
	2	-	vs LSU (May 26, 2018)
Runners LOB:	12	-	at Notre Dame (Apr 27, 2018)
	12	-	vs Jacksonville State (May 20, 2018)
Hit into DP:	3	-	at NC State (May 05, 2018)

Fielding

Putouts:	33	-	vs LSU (May 26, 2018)
Assists:	12	-	(6 times)
Errors:	2	-	(9 times)
Passed balls:	2	-	vs Texas State (Feb 10, 2018)
	2	-	vs Syracuse (Mar 25, 2018)
	2	-	vs Pitt (May 12, 2018 at Atlanta, Ga.)
DPs turned:	3	-	vs Notre Dame (May 11, 2018 at Atlanta, Ga.)

Pitching

Innings pitched:	11.0	-	vs LSU (May 26, 2018)
Runs allowed:	7	-	vs UCLA (May 31, 2018 at Oklahoma City, Okla.)
Earned runs:	6	-	vs McNeese (Feb 20, 2018)
	6	-	at North Florida (Mar 10, 2018)
	6	-	vs UCLA (Jun 3, 2018 at Oklahoma City, Okla.)
Walks allowed:	8	-	vs McNeese (Feb 20, 2018)
Strikeouts:	13	-	vs Hofstra (Mar 02, 2018)
	13	-	vs Jacksonville State (May 18, 2018)
Hits allowed:	12	-	at Boston College (Apr 13, 2018)
Doubles allowed:	4	-	vs LSU (May 25, 2018)
Triples allowed:	1	-	(4 times)
Homers allowed:	3	-	vs UCLA (Jun 3, 2018 at Oklahoma City, Okla.)
Wild pitches:	4	-	at Notre Dame (Apr 28, 2018)



2018 INDIVIDUAL GAME HIGHS

Batting

At bats:	5	- (17 times)
Runs scored:	4	- Carsyn Gordon vs Portland State (Feb 09, 2018 at San Marcos, Texas)
	4	- Anna Shelnutt at North Florida (Mar 10, 2018)
Hits:	4	- Sydney Sherrill vs Minnesota (Feb 17, 2018)
	4	- Sydney Sherrill at North Florida (Mar 10, 2018)
RBIs:	6	- Cassidy Davis vs Troy (Mar 21, 2018)
Doubles:	3	- Carsyn Gordon at Georgia Tech (Apr 01, 2018)
Triples:	1	- (21 times)
Home runs:	2	- Jessie Warren at South Alabama (Feb 21, 2018)
	2	- Cassidy Davis vs Troy (Mar 21, 2018)
Total bases:	9	- (4 times)
Walks:	4	- Sydney Sherrill at Notre Dame (Apr 27, 2018)
	4	- Carsyn Gordon vs Jacksonville State (May 20, 2018)
Strikeouts:	3	- (7 times)
Sac hits:	1	- (20 times)
Sac flies:	1	- (21 times)
Stolen bases:	4	- Cali Harrod at North Florida (Mar 10, 2018)
Hit by pitch:	2	- Anna Shelnutt vs Jacksonville State (May 20, 2018)
Caught stealing:	1	- (18 times)
Runners LOB:	5	- (6 times)

Fielding

Putouts:	13	- Anna Shelnutt vs Hofstra (Mar 02, 2018)
	13	- Anna Shelnutt vs Jacksonville State (May 18, 2018)
	13	- Anna Shelnutt vs LSU (May 26, 2018)
Assists:	7	- Jessie Warren vs Texas State (Feb 10, 2018)
Errors:	2	- Sydney Sherrill vs Pitt (May 12, 2018 at Atlanta, Ga.)
	2	- Cali Harrod vs UCLA (May 31, 2018 at Oklahoma City, Okla.)
	2	- Sydney Sherrill vs Oregon (Jun 2, 2018 at Oklahoma City, Okla.)
Passed balls:	2	- Elizabeth Mason vs Texas State (Feb 10, 2018)
	2	- Elizabeth Mason vs Syracuse (Mar 25, 2018)
	2	- Anna Shelnutt vs Pitt (May 12, 2018 at Atlanta, Ga.)

Pitching

Innings pitched:	11.0	- Meghan King vs LSU (May 26, 2018)
Runs allowed:	6	- Kylee Hanson vs UCLA (May 31, 2018 at Oklahoma City, Okla.)
Earned runs:	5	- (5 times)
Walks allowed:	5	- Savanna Copeland vs McNeese (Feb 20, 2018)
	5	- Kylee Hanson vs Florida (Apr 11, 2018)
Strikeouts:	13	- Kylee Hanson vs Hofstra (Mar 02, 2018)
	13	- Kylee Hanson vs Jacksonville State (May 18, 2018)
Hits allowed:	8	- Meghan King vs LSU (May 26, 2018)
	8	- Kylee Hanson vs UCLA (Jun 3, 2018 at Oklahoma City, Okla.)
Doubles allowed:	3	- Kylee Hanson at Boston College (Apr 13, 2018)
Triples allowed:	1	- (4 times)
Homers allowed:	2	- Kylee Hanson at Texas State (Feb 09, 2018)
	2	- Kylee Hanson vs LSU (May 25, 2018)
	2	- Kylee Hanson vs UCLA (Jun 3, 2018 at Oklahoma City, Okla.)



2018 GAME-BY-GAME RESULTS

Date	Opponent	Score	Inns	Overall	ACC	Pitcher of record	Attend	Time
Feb 09, 2018	vs Portland State	w 18-1	5	1-0-0	0-0-0	King, M. (W 1-0)	711	1:34
Feb 09, 2018	at Texas State	w 4-2	7	2-0-0	0-0-0	Hanson, K. (W 1-0)	711	1:46
Feb 10, 2018	at Texas State	w 8-0	6	3-0-0	0-0-0	King, M. (W 2-0)	933	1:43
Feb 10, 2018	vs Portland State	w 11-1	5	4-0-0	0-0-0	Hanson, K. (W 2-0)	933	7:05
Feb 14, 2018	FLORIDA A&M	w 9-0	5	5-0-0	0-0-0	Hanson, K. (W 3-0)	689	1:05
Feb 16, 2018	#14 MINNESOTA	w 3-2	7	6-0-0	0-0-0	King, M. (W 3-0)	953	2:06
Feb 17, 2018	#14 MINNESOTA	w 9-3	7	7-0-0	0-0-0	Hanson, K. (W 4-0)	1781	2:01
Feb 17, 2018	#20 MICHIGAN	L 0-1	7	7-1-0	0-0-0	King, M. (L 3-1)	1781	1:34
Feb 18, 2018	#20 MICHIGAN	w 2-0	7	8-1-0	0-0-0	Hanson, K. (W 5-0)	1211	1:50
Feb 20, 2018	MCNEESE	L 1-6	7	8-2-0	0-0-0	King, M. (L 3-2)	412	2:13
Feb 21, 2018	at South Alabama	L 1-3	7	8-3-0	0-0-0	Hanson, K. (L 5-1)	929	1:52
Feb 21, 2018	at South Alabama	w 14-1	5	9-3-0	0-0-0	King, M. (W 4-2)	929	1:49
Feb 23, 2018	vs UNI	w 9-0	5	10-3-0	0-0-0	King, M. (W 5-2)	978	1:15
Feb 23, 2018	at #10 Alabama	L 0-3	7	10-4-0	0-0-0	Hanson, K. (L 5-2)	2971	1:50
Feb 24, 2018	at #10 Alabama	w 3-1	7	11-4-0	0-0-0	King, M. (W 6-2)	2907	1:56
Feb 24, 2018	vs Georgia State	w 8-0	6	12-4-0	0-0-0	Hanson, K. (W 6-2)	612	1:26
Mar 02, 2018	HOFSTRA	L 0-1	(10)	12-5-0	0-0-0	Hanson, K. (L 6-3)	894	2:05
Mar 02, 2018	#6 OREGON	L 0-5	7	12-6-0	0-0-0	King, M. (L 6-3)	894	1:54
Mar 03, 2018	FGCU	w 6-2	7	13-6-0	0-0-0	Hanson, K. (W 7-3)	944	1:52
Mar 03, 2018	HOFSTRA	w 5-0	7	14-6-0	0-0-0	King, M. (W 7-3)	944	1:37
Mar 04, 2018	#6 OREGON	w 2-1	7	15-6-0	0-0-0	Hanson, K. (W 8-3)	1137	1:28
Mar 08, 2018	vs Penn	w 12-0	5	16-6-0	0-0-0	Copeland, S. (W 1-0)	174	1:22
Mar 10, 2018	at North Florida-1	w 13-0	7	17-6-0	0-0-0	Hanson, K. (W 9-3)	593	2:06
Mar 10, 2018	at North Florida-2	w 9-6	7	18-6-0	0-0-0	King, M. (W 8-3)	593	1:57
* Mar 16, 2018	VIRGINIA TECH	w 2-0	7	19-6-0	1-0-0	Hanson, K. (W 10-3)	623	1:30
* Mar 17, 2018	VIRGINIA TECH	w 8-3	7	20-6-0	2-0-0	King, M. (W 9-3)	832	1:40
* Mar 18, 2018	VIRGINIA TECH	w 6-2	7	21-6-0	3-0-0	Hanson, K. (W 11-3)	548	1:51
Mar 21, 2018	TROY-1	w 12-2	6	22-6-0	3-0-0	King, M. (W 10-4)	618	1:43
Mar 21, 2018	TROY-2	w 9-1	6	23-6-0	3-0-0	Hanson, K. (W 12-3)	618	1:55
* Mar 23, 2018	SYRACUSE	w 1-0	7	24-6-0	4-0-0	Hanson, K. (W 13-3)	1215	1:40
* Mar 24, 2018	SYRACUSE	w 6-0	7	25-6-0	5-0-0	King, M. (W 11-3)	836	1:56
* Mar 25, 2018	SYRACUSE	w 5-4	7	26-6-0	6-0-0	Hanson, K. (W 14-3)	529	2:12
* Mar 30, 2018	at Georgia Tech	w 13-2	5	27-6-0	7-0-0	Hanson, K. (W 15-3)	583	1:17
* Mar 31, 2018	at Georgia Tech	w 4-2	7	28-6-0	8-0-0	Hanson, K. (W 16-3)	903	1:57
* Apr 01, 2018	at Georgia Tech	w 11-3	6	29-6-0	9-0-0	King, M. (W 12-3)	471	2:08
Apr 04, 2018	#19 LOUISIANA-1	w 8-0	5	30-6-0	9-0-0	Hanson, K. (W 17-3)	568	1:10
Apr 04, 2018	#19 LOUISIANA-2	w 7-1	7	31-6-0	9-0-0	King, M. (W 13-3)	568	1:38
* Apr 06, 2018	PITT-1	w 2-1	7	32-6-0	10-0-0	Hanson, K. (W 18-3)	984	1:50
* Apr 06, 2018	PITT-2	L 0-1	(8)	32-7-0	10-1-0	King, M. (L 13-4)	984	1:57
* Apr 08, 2018	PITT	w 8-0	5	33-7-0	11-1-0	Hanson, K. (W 19-3)	697	1:40
Apr 11, 2018	#6 FLORIDA	w 4-1	7	34-7-0	11-1-0	Hanson, K. (W 20-3)	2138	1:41
* Apr 13, 2018	at Boston College-1	L 0-1	7	34-8-0	11-2-0	King, M. (L 13-5)	219	1:40
* Apr 13, 2018	at Boston College-2	w 5-4	7	35-8-0	12-2-0	Copeland, S. (W 2-0)	272	2:04
* Apr 14, 2018	at Boston College	w 5-0	7	36-8-0	13-2-0	Hanson, K. (W 21-3)	1457	1:51
* Apr 21, 2018	LOUISVILLE	w 4-0	7	37-8-0	14-2-0	Hanson, K. (W 22-3)	912	1:53
* Apr 22, 2018	LOUISVILLE	w 8-0	5	38-8-0	15-2-0	King, M. (W 14-5)	887	1:29
* Apr 23, 2018	LOUISVILLE	w 3-1	7	39-8-0	16-2-0	Hanson, K. (W 23-3)	645	1:40
Apr 25, 2018	at #5 Florida	L 1-5	7	39-9-0	16-2-0	King, M. (L 14-6)	2392	1:53
* Apr 27, 2018	at Notre Dame	w 9-2	7	40-9-0	17-2-0	Hanson, K. (W 24-3)	389	2:23
* Apr 28, 2018	at Notre Dame	w 11-2	6	41-9-0	18-2-0	King, M. (W 15-6)	619	2:13
* Apr 29, 2018	at Notre Dame	L 1-3	7	41-10-0	18-3-0	Hanson, K. (L 24-4)	479	1:49
* May 04, 2018	at NC State	w 9-1	5	42-10-0	19-3-0	King, M. (W 16-6)	337	1:30
* May 05, 2018	at NC State	w 5-0	7	43-10-0	20-3-0	Hanson, K. (W 25-4)	492	1:45
* May 06, 2018	at NC State	w 3-0	7	44-10-0	21-3-0	King, M. (W 17-6)	611	1:48
May 10, 2018	vs Louisville	w 7-4	7	45-10-0	21-3-0	King, M. (W 18-6)	346	1:57
May 11, 2018	vs Notre Dame	w 6-1	7	46-10-0	21-3-0	King, M. (W 19-6)	396	2:19
May 12, 2018	vs Pitt	w 5-4	7	47-10-0	21-3-0	King, M. (W 20-6)	549	2:07
May 18, 2018	JACKSONVILLE STATE	w 8-0	5	48-10-0	21-3-0	Hanson, K. (W 26-4)	911	1:26
May 19, 2018	AUBURN	w 2-1	(8)	49-10-0	21-3-0	King, M. (W 21-6)	1376	2:10
May 20, 2018	JACKSONVILLE STATE	w 10-0	7	50-10-0	21-3-0	Hanson, K. (W 27-4)	1027	2:21
May 25, 2018	#11 LSU	L 5-6	7	50-11-0	21-3-0	Hanson, K. (L 27-5)	1258	2:09
May 26, 2018	#11 LSU	w 8-5	(11)	51-11-0	21-3-0	King, M. (W 22-6)	1591	3:36
May 26, 2018	#11 LSU	w 3-1	7	52-11-0	21-3-0	Hanson, K. (W 28-5)	1431	1:43
May 31, 2018	vs #3 UCLA	L 4-7	7	52-12-0	21-3-0	Hanson, K. (L 28-6)	8472	2:43
Jun 2, 2018	vs #7 Georgia	w 7-2	7	53-12-0	21-3-0	King, M. (W 23-6)	8728	2:09
Jun 2, 2018	vs #1 Oregon	w 4-1	7	54-12-0	21-3-0	Hanson, K. (W 29-6)	9381	2:25
Jun 3, 2018	vs #3 UCLA	w 3-1	7	55-12-0	21-3-0	King, M. (W 24-6)	8932	2:13
Jun 3, 2018	vs #3 UCLA	w 12-6	7	56-12-0	21-3-0	Hanson, K. (W 30-6)	6903	2:24
Jun 4, 2018	vs #5 Washington	w 1-0	7	57-12-0	21-3-0	King, M. (W 25-6)	8152	2:30
Jun 5, 2018	vs #5 Washington	w 8-3	7	58-12-0	21-3-0	King, M. (W 26-6)	8123	2:18

* = Conference game
() extra inning game



10 WCWS APPEARANCES • 16 ACC CHAMPIONSHIPS • 31 NCAA APPEARANCES

LAST TIME IT HAPPENED

TEAM

Defeated a No. 1 team	vs. No. 1 Oregon (4-1) - WCWS, June 2, 2018
Defeated a top-five team	vs. No. 5 Washington (8-3) - WCWS, June 5, 2018
Defeated a top-10 team	vs. No. 5 Washington (8-3) - WCWS, June 5, 2018
Defeated a top-25 team	vs. No. 5 Washington (8-3) - WCWS, June 5, 2018
Won when trailing after six innings	vs. Pitt (5-4) - ACC Championship Game, May 12, 2018
Lost when leading after six innings	vs. Troy (4-6 in 8 inn), March 18, 2015
Scored 10-14 runs	vs. No. 3 UCLA (12-6) - WCWS, June 3, 2018
Scored 15-19 runs	vs. Portland State (18), February 9, 2018
Scored 20 or more runs	vs. Bethune-Cookman (20), February 10, 2013
Allowed 5-9 runs	vs. No. 3 UCLA (12-6) - WCWS, June 3, 2018
Allowed 10-14 runs	at No. 5 Oregon (0-11), May 6, 2017
Allowed 15 or more runs	vs. No. 13 Michigan - NCAA Super Regional (3-17), May 22, 2014
Recorded 10-14 hits	vs. No. 3 UCLA (10) - WCWS, June 3, 2018
Recorded 15 or more hits	vs. Portland State (15), February 9, 2018
Hit five doubles	vs. Portland State (6), February 9, 2018
Hit six or more doubles	at Georgia Tech (7), April 1, 2018
Hit two triples	vs. No. 19 Louisiana (3), April 4, 2018
Hit three or more triples	vs. No. 19 Louisiana (3), April 4, 2018
Hit three home runs	vs. No. 5 Washington - WCWS, June 5, 2018
Hit four or more home runs	vs. No. 3 UCLA (4) - WCWS, June 3, 2018
Hit back-to-back home runs	vs. No. 5 Washington (Elizabeth Mason and Jessie Warren) - WCWS, June 5, 2018
Hit three home runs in an inning	vs. Virginia - ACC (Anna Shelnett, Anna Shelnett, Korina Rosario), May 11, 2017
Stole six bases	at Notre Dame (7), April 28, 2018
Stole seven bases	at Notre Dame (7), April 28, 2018
Stole eight or more bases	vs. No. 20 Notre Dame - ACC Championship (8), May 14, 2016
Drew 10 or more walks	vs. Jacksonville State (10) - NCAA Regionals, May 20, 2018
Did not draw a walk	vs. No. 19 Louisiana, April 4, 2018
Did not strikeout	vs. Pitt, April 6, 2018
Shutout a team	vs. No. 5 Washington (1-0) - WCWS, June 4, 2018
Was shutout	at Boston College (0-1), April 13, 2018
Pitched a no-hitter	vs. Jacksonville State (Kylee Hanson) - NCAA Regionals, May 18, 2018
Pitched a perfect game	vs. Northern Iowa (Meghan King & Cassidy Davis), 9-0 in five innings, February 23, 2018
Was no-hit	vs. No. 6 Oregon (Megan Kleist), FSU won 2-1, March 4, 2018

INDIVIDUAL

Recorded five or more at bats	Dani Morgan (5), vs. No. 11 LSU - NCAA Super Regionals, May 26, 2018
Scored four or more runs in a game	Carsyn Gordon (4), vs. Portland State, February 9, 2018
Had four or more hits in a game	Sydney Sherrill (4), at North Florida, March 10, 2018
Had at least a 10-game hitting streak	Jessie Warren (15), April 8 to May 6, 2018
Had at least a 15-game hitting streak	Jessie Warren (15), April 8 to May 6, 2018
Hit three or more doubles in a game	Carsyn Gordon (3), at Georgia Tech, April 1, 2018
Hit two doubles in a game	Jessie Warren, vs. No. 5 Washington - WCWS, June 4, 2018
Hit two or more triples in a game	Dani Morgan (2), at Syracuse, April 8, 2017
Hit two or more home runs in a game	Cassidy Davis (two-run, three-run), vs. Troy, March 21, 2018
Hit two or more home runs in an inning	Anna Shelnett (three-run, grand slam - third inning), vs. Virginia - ACC, May 11, 2017
Hit a grand slam	Jessie Warren, at South Alabama, February 21, 2018
Hit for the cycle	Ashley Stager, vs. Virginia, May 1, 2010
Hit a walk-off home run	Carsyn Gordon (solo), vs. Auburn (2-1 in 8 inn) - NCAA Regionals, May 19, 2018
Hit an inside-the-park home run	Carsyn Gordon (solo), vs. Auburn (2-1 in 8 inn) - NCAA Regionals, May 19, 2018
Stole home	Jessie Warren, vs. Penn, March 8, 2018
Stole three bases in a game	Cal Harrod, at Notre Dame, April 29, 2018
Stole four bases or more in a game	Cal Harrod (4), at North Florida, March 10, 2018
Drew three walks in a game	Anna Shelnett, vs. No. 7 Georgia - WCWS, June 2, 2018
Drew four or more walks in a game	Carsyn Gordon (4), vs. Jacksonville State - NCAA Regionals, May 20, 2018
Was hit by at least two pitches in a game	Anna Shelnett (2), vs. Jacksonville State - NCAA Regionals, May 20, 2018
Recorded five RBIs in a game	Cassidy Davis (6), vs. Troy, March 21, 2018
Recorded six RBIs in a game	Cassidy Davis, vs. Troy, March 21, 2018
Recorded seven or more RBI in a game	Anna Shelnett (7), vs. Virginia - ACC, May 11, 2017
Two players had four or more RBI in a game	Cassidy Davis (6) and Sydney Sherrill (4), vs. Troy, March 21, 2018
Three players had four or more RBI in a game	Ellie Cooper (5), Alex Powers (4) and Carsyn Gordon (4), at Syracuse, April 8, 2017
First career hit was a home run	Sydney Sherrill (two-run), vs. Portland State, February 9, 2018
Pitched a no-hitter	Kylee Hanson, vs. Jacksonville State (8-0 in 5 inn) - NCAA Regionals, May 18, 2018
Pitched a perfect game	Meghan King and Cassidy Davis, vs. Northern Iowa, February 23, 2018
Had 10-14 strikeouts	Meghan King (10), vs. No. 3 UCLA - WCWS, June 3, 2018
Had 15 or more strikeouts	Lacey Waldrop (18), at Florida, March 27, 2013
Won 10-14 consecutive decisions	Meghan King (12), April 28, 2018 to Present
Won 15 or more consecutive decisions	Kylee Hanson (18), March 3, 2018 to April 27, 2018



1981, 1982 AIAW NATIONAL CHAMPIONS • 2018 NCAA NATIONAL CHAMPIONS • 49 ALL-AMERICANS

HALL OF FAME AND ALL-AMERICANS


THE FSU SOFTBALL PROGRAM BOASTS 49 ALL-AMERICANS, AMONG 33 STUDENT-ATHLETES, INCLUDING 12 WHO HAVE EARNED MULTIPLE ALL-AMERICA ACCOLADES



Serita Brooks
2nd Team, 2000



Jessica Burroughs
3rd Team, 2016
1st Team, 2017



Susan Buttery
2nd Team, 1993




Myssi Calkins
2nd Team, 1996
3rd Team, 1997



Darby Cottle-Veazey
1st Team, 1981
1st Team, 1982



Danielle Cox
1st Team, 1999



Tiffany Daniels
2nd Team, 1987
2nd Team, 1989



Lisa Davidson
1st Team, 1993



Natalie Drouin
1982



Renee Espinoza
2nd Team, 1996




Kristy Fuentes
3rd Team, 1997



Toni Gutierrez
2nd Team, 1992



Sarah Hamilton
3rd Team, 2009



Kylee Hanson
2nd Team, 2018



Casey Hunter
2nd Team, 2004




Morgan Klaevemann
2nd Team, 2017



Christy Larsen
3rd Team, 1991




Cindy Lawton
3rd Team, 1995



Marla Looper
3rd Team, 1993



Leslie Malarich
3rd Team, 2001



Maddie O'Brien
1st Team, 2014



Susan Painter
1982



Alex Powers
2nd Team, 2016
3rd Team, 2017



Toni Robinette
1982



Sydney Sherrill
3rd Team, 2018



Jan Sikes
1st Team, 1981
1st Team, 1982



Brandi Stuart
1st Team, 2002
2nd Team, 2003



Jessica van der Linden
1st Team, 2003
1st Team, 2004



Elisa Vasquez
3rd Team, 2003



Lacey Waldrop
3rd Team, 2013
1st Team, 2014
3rd Team, 2015



Jessie Warren
2nd Team, 2016
1st Team, 2017
2nd Team, 2018



Shamalene Wilson
2nd Team, 1994
3rd Team, 1995
1st Team, 1996



Veronica Wootson
2nd Team, 2004
1st Team, 2006
3rd Team, 2007



Florida State University Athletics Hall of Fame

DARBY COTTLE Inducted 1988	JULIE LARSEN Inducted 1995	SUSAN PAINTER Inducted 2000	SHAMALENE WILSON Inducted 2002	LISA DAVIDSON Inducted 2005	JAN SIKES Inducted 2008
DANIELLE COX Inducted 2009	JOANNE GRAF Inducted 2013	JESSICA VAN DER LINDEN Inducted 2014	BRANDI STUART Inducted 2015	VERONICA WOOTSON Inducted 2018	

Retired Jerseys





10 WCWS APPEARANCES • 16 ACC CHAMPIONSHIPS • 31 NCAA APPEARANCES

HONORS AND AWARDS

ALL-REGION

1982 Darby Cottle, Toney Donaldson, Natalie Drouin, Susan Painter, Toni Robinette, Kelly Shaw, Jan Sikes

1984 Greta Bahn, Laurie Holler - 1st team
Teresa Collins - 2nd team

1985 Greta Bahn, Laurie Holler, Tina Kyler, Julie Larsen - 1st team

1986 Carolyn Fiero, Julie Larsen - 1st team
Laurie Holler - 2nd team

1987 Tiffany Daniels, Carolyn Fiero, Julie Larsen - 1st team

1988 Tiffany Daniels, Christy Larsen - 1st team
Julie Larsen - 2nd team

1989 Debbie DeJohn, Christy Larsen, Lori Crouse - 1st team

1990 Christy Larsen, Penny Siqueiros - 1st team
Debbie DeJohn, Julie Rice - 2nd team

1991 Christy Larsen - 1st team

1992 Susan Buttery, Toni Gutierrez - 1st team
Leslie Adams, Shannan Mitchem, Penny Siqueiros - 2nd team
Leslie Barton - Honorable Mention

1993 Lisa Davidson, Marla Looper, Leslie Adams, Susan Buttery - 1st team
Leslie Barton, Toni Gutierrez - 2nd team

1994 Marla Looper, Laurie Shepard, Shamalene Wilson - 1st team
Rebecca Aase, Lisa Davidson, Cindy Lawton - 2nd team

1995 Renee Espinoza, Kristy Hull, Cindy Lawton, Laurie Shepard, Shamalene Wilson - 1st team

1996 Myssi Calkins, Renee Espinoza, Shamalene Wilson - 1st team
Kristy Hull - 2nd team

1997 Myssi Calkins, Kristy Fuentes, Misty Molin - 1st team
Wendy Braye, Kristy Hull - 2nd team

1998 Dana Bailey, Corrie Williams - 1st team
Christy Cerecedas, Kristy Hull, Jennifer White - 2nd team

1999 Danielle Cox - 1st team
Christy Cerecedas - 2nd team

2000 Staci Brandon, Serita Brooks - 1st team
Leslie Malerich - 2nd team

2001 Leslie Malerich, Jennifer White-Cody, Robyn Gauger - 1st team
Serita Brooks, Brandi Stuart, Kimmy Carter - 2nd team

2002 Brandi Stuart - 1st team
Jessica van der Linden, Kimmy Carter - 2nd team

2003 Elisa Vasquez, Brandi Stuart, Jessica van der Linden - 1st team
Casey Hunter - 2nd team

2004 Jessica van der Linden, Casey Hunter, Veronica Wootson, Elisa Vasquez - 1st team
Natasha Jacob, Lesley Palmer - 2nd team

2006 Yuruby Alicart, Natasha Jacob, Veronica Wootson - 1st team

2007 Veronica Wootson, Yuruby Alicart - 1st team
Whitney Buckmon, Carly Wynn - 2nd team

2009 Sarah Hamilton, Kaleigh Rafter - 1st team

2010 Sarah Hamilton, Carly Wynn - 2nd team

2012 Tiffani Brown, Shayla Jackson - 2nd team

2013 Morgan Bullock, Lacey Waldrop - 2nd team

2014 Maddie O'Brien, Courtney Senas, Lacey Waldrop - 1st team

2015 Lacey Waldrop - 1st team
Jessie Warren - 2nd team
Morgan Klaevemann - 3rd team

2016 Alex Powers - 1st Team
Jessica Burroughs, Ellie Cooper, Jessie Warren - 2nd Team
Morgan Klaevemann - 3rd Team

2017 Jessica Burroughs, Alex Powers, Jessie Warren, Morgan Klaevemann - 1st Team
Sydney Broderick - 2nd Team
Meghan King - 3rd Team

2018 Kylee Hanson, Carsyn Gordon - 1st team
Jessie Warren, Sydney Sherrill - 2nd team
Meghan King - 3rd team

ALL-ATLANTIC COAST CONFERENCE

1992 Rebecca Aase, Leslie Adams, Susan Buttery

1993 Rebecca Aase, Leslie Barton, Susan Buttery, Lisa Davidson, Toni Gutierrez, Marla Looper

1994 Lisa Davidson, Marla Looper, Shamalene Wilson

1995 Wendy Braye, Renee Espinoza, Kristy Fuentes, Cindy Lawton, Misty Molin, Laurie Shepard, Shamalene Wilson, Niki Zenger

1996 Myssi Calkins, Renee Espinoza, Shamalene Wilson

1997 Wendy Braye, Myssi Calkins, Kristy Fuentes, Kristy Hull, Misty Molin

1998 Dana Bailey, Kristy Hull, Jesse McGregor, Stacy Venable

1999 Danielle Cox, Stacy Venable

2000 Staci Brandon, Serita Brooks, Leslie Malerich, Brandi Stuart

2001 Serita Brooks, Robyn Gauger, Leslie Malerich, Brandi Stuart, Jessica van der Linden

2002 Kimmy Carter, Jessica van der Linden, Leslie Malerich, Brandi Stuart

2003 Brandi Stuart, Casey Hunter, Elisa Vasquez, Jessica van der Linden, Tatiana George

2004 Casey Hunter, Natasha Jacob, Elisa Vasquez, Jessica van der Linden, Beth Wade, Veronica Wootson

2005 Natasha Jacob - 1st team
Casey Hunter, Melissa Wood - 2nd team

2006 Yuruby Alicart, Natasha Jacob, Veronica Wootson - 1st team
LaShaun Davis - 2nd team

2007 Yuruby Alicart - 1st team
Myssi Montez, Whitney Buckmon, Tiffany McDonald, Veronica Wootson - 2nd team

2008 Carly Wynn - 1st team
Whitney Buckmon, Tiffany McDonald, Brittany Osmon - 2nd team

2009 Sarah Hamilton, Kaleigh Rafter - 1st team
Terese Gober, Carly Wynn - 2nd Team

2010 Carly Wynn - 1st Team
Sarah Hamilton, Terese Gober, Ashley Stager - 2nd team

2011 Sarah Hamilton, Shayla Jackson, Jen Lapicki - 2nd Team

2012 Briana Hamilton, Tiffani Brown, Monica Perry - 1st Team
Lacey Waldrop - 2nd Team

2013 Victoria East, Courtney Senas, Lacey Waldrop, Monica Perry - 1st team
Morgan Bullock - 2nd Team

2014 Maddie O'Brien, Courtney Senas, Lacey Waldrop - 1st team
Jessica Burroughs - 2nd team
Victoria East, Briana Hamilton - 3rd team

2015 Morgan Klaevemann, Lacey Waldrop, Jessie Warren - 1st team
Jessica Burroughs, Ellie Cooper, Maddie O'Brien - 2nd team

2016 Jessica Burroughs, Ellie Cooper, Morgan Klaevemann, Meghan King, Alex Powers, Jessie Warren - 1st team
Carsyn Gordon - 2nd team

2017 Jessie Warren, Jessica Burroughs, Morgan Klaevemann, Alex Powers, Meghan King, Sydney Broderick - 1st team
Cali Harrod - 2nd team
Dani Morgan - All-Freshman Team

2018 Kylee Hanson, Zoe Casas, Meghan King, Jessie Warren, Sydney Sherrill - 1st team
Carsyn Gordon - 2nd team

ACC PLAYER OF THE YEAR

1992 Toni Gutierrez

1995 Cindy Lawton

1996 Shamalene Wilson

2003 Jessica van der Linden

2004 Jessica van der Linden

2014 Maddie O'Brien

2016 Alex Powers

2017 Jessie Warren

2018 Jessie Warren

ACC DEFENSIVE PLAYER OF THE YEAR

2017 Jessie Warren

ACC PITCHER OF THE YEAR

2009 Sarah Hamilton

2014 Lacey Waldrop

2015 Lacey Waldrop

2016 Jessica Burroughs

2017 Jessica Burroughs

2018 Kylee Hanson

ACC FRESHMAN OF THE YEAR

1993 Shamalene Wilson

1995 Kristy Hull

2001 Jessica van der Linden

2004 Veronica Wootson

2005 Tiffany McDonald

2007 Monica Montez

2015 Jessie Warren

2018 Sydney Sherrill

ACC COACH OF THE YEAR

1992 JoAnne Graf

1993 JoAnne Graf

1997 JoAnne Graf

2001 JoAnne Graf

2003 JoAnne Graf

2004 JoAnne Graf

2013 Lonni Alameda

2014 Lonni Alameda

2015 Lonni Alameda

2016 Lonni Alameda

2017 Lonni Alameda

NFCA NATIONAL COACHING STAFF OF THE YEAR

2018 Florida State

ALL-TOURNAMENT TEAMS

1981 **AIAW NATIONAL CHAMPIONSHIPS**
Charlotte Cates, Darby Cottle, Natalie Drouin, Carol O'Domski, Susan Painter

FLORIDA INVITATIONAL
Charlotte Cates, Darby Cottle, Jan Sikes

SOUTH FLORIDA INVITATIONAL
Darby Cottle, Pat Mangan, Carol O'Domski, Venus Ross, Jan Sikes

NORTH CAROLINA STATE INVITATIONAL
Charlotte Cates, Darby Cottle, Toni Robinette, Venus Ross

AIAW REGION III
Darby Cottle, Natalie Drouin, Cathy Gooding, Carol O'Domski, Venus Ross

1982 **FLORIDA STATE INVITATIONAL**
Darby Cottle, Cathy Gooding, Susan Painter, Toni Robinette

SOUTH FLORIDA INVITATIONAL
Darby Cottle, Toney Donaldson, Cathy Gooding

NC STATE INVITATIONAL
Darby Cottle, Toney Donaldson, Natalie Drouin, Susan Painter, Jan Sikes, Sandie Williams

AIAW REGIONAL CHAMPIONSHIPS
Darby Cottle, Toney Donaldson, Cathy Gooding, Susan Painter, Toni Robinette, Kelly Shaw, Jan Sikes

AIAW NATIONAL CHAMPIONSHIPS
Darby Cottle, Susan Painter, Toni Robinette, Linda Tyrrell, Sandie Williams

1983 **FLORIDA INVITATIONAL**
Cathy Gooding, LeAnn Harrell, Kelly Tillman

1983 **SOUTH FLORIDA INVITATIONAL**
Darby Cottle, Toney Donaldson, LeAnn Harrell, Carla Long

FLORIDA STATE INVITATIONAL
Teresa Collins, Toney Donaldson, Cathy Gooding, LeAnn Harrell

NC STATE INVITATIONAL
Theresa Collins, Darby Cottle (MVP), LeAnn Harrell, Carla Long, Cricket Olafson, Sunnie O'Neal, Susan Painter

AIAW STATE CHAMPIONSHIPS
Darby Cottle, LeAnn Harrell, Susan Painter

AIAW NATIONAL CHAMPIONSHIPS
Darby Cottle, Toney Donaldson, LeAnn Harrell, Carla Long, Cricket Olafson, Susan Painter



10 WCWS APPEARANCES • 16 ACC CHAMPIONSHIPS • 31 NCAA APPEARANCES

HONORS AND AWARDS

2001 Brandi Stuart, Beth Wade
Verizon Academic All-District 3 Softball Team
 Brandi Stuart
NFCA Student-Athlete
 Beck y Brock, Beth Wade
NFCA National Player of the Week
 Brandi Stuart
MVP (Pitcher) FAU/Worth Invitational
 Leslie Malerich
NFCA Outstanding Performer
 Jennifer White-Cody

2002 **NFCA Southeast Region Coaching Staff of the Year**
NFCA Southeast Region Coaching Staff of the Year
Verizon Academic All-American
 Brandi Stuart
NFCA Student-Athlete
 Shandra Colzie, Shundra Colzie, Becky Brock,
 Kimmy Carter, Beth Wade

2003 **Verizon Academic All-Region**
 Shandra Colzie (1st Team)
NFCA Student-Athlete
 Shandra Colzie, Shundra Colzie, Natasha Jacob,
 Robyn Larson, Beth Wade
NFCA National Player of the Week
 Jessica van der Linden
USA Softball National Player Of The Year
 Jessica van der Linden (Top 10 Finalist)
USA Softball National Player of the Year
 Jessica van der Linden
Honda Award Winner for Softball
 Jessica van der Linden
ESPY AWARD "Best Collegiate Female" Nominee
 Jessica van der Linden
CoSIDA District III Academic All-Region
 Natasha Jacob
Easton All-Americans
 Casey Hunter, Jessica van der Linden - 1st Team
 Veronica Wootson - 2nd Team
USA Softball National Player Of The Week
 Jessica van der Linden (March 16)
NFCA National Player Of The Week
 Jessica van der Linden (March 16)

2004 **CoSIDA Academic All-District III**
 Natasha Jacob
CoSIDA Second Team Academic All-American
 Natasha Jacob
NFCA Student-Athlete
 Carey Galuppi, Natasha Jacob

2005 **CoSIDA First Team Academic All-American**
 Natasha Jacob
CoSIDA First Team Academic All-District 3
 Natasha Jacob
Easton/Bell Sports All-American
 Veronica Wootson - 1st Team,
 Natasha Jacob - 3rd Team
All-ACC Academic Team
 Natasha Jacob, Melissa May, Michelle Snyder

2006 **NFCA Student-Athlete**
 Carey Galuppi, Natasha Jacob, Melissa May
ACC Freshman of the Year
 Monica Montez
CoSIDA/ESPN The Magazine Second-Team
 Melissa May
Academic All-District Third-Team
 Melissa May
NFCA Student-Athlete
 Brittany Krbec, Carly Wynn, Melissa May
Easton All-American
 Veronica Wootson
NFCA All-America
 Veronica Wootson
All-ACC Academic Team
 Robin Ahrberg, Brittany Krbec, Melissa May,
 Tiffany McDonald, Brittany Osmon, Carly Wynn

2007 **Lowe's Senior CLASS Award Candidate**
 Tiffany McDonald
All-ACC Academic
 Whitney Buckmon, Terese Gober, Tiffany McDonald,
 Brittany Osmon, Carly Wynn
CoSIDA Academic All-District
 Carly Wynn, Robin Ahrberg - 1st Team
 Melissa May - 2nd Team
ACC Player of the Week
 Brittany Osmon (twice), Ashley Stager

2009 **ACC Pitcher of the Week**
 Tiffany McDonald (twice)
CoSIDA Academic All-American
 Carly Wynn - 3rd Team
CoSIDA Academic All-District
 Carly Wynn - 1st Team
 Michelle Snyder - 2nd Team
ACC Player of the Week
 Kaleigh Rafter (twice), Ashley Stager
ACC Pitcher of the Week
 Sarah Hamilton (twice)
ACC Postgraduate Scholarship
 Kaleigh Rafter
All-ACC Academic Team
 Terese Gober, Sarah Hamilton, Kristie McConn,
 Kaleigh Rafter, Michelle Snyder, Carly Wynn
NFCA Student-Athlete
 Terese Gober, Kaleigh Rafter, Lauren Varsalona,
 Carly Wynn, Robin Ahrberg

2010 **ACC Pitcher of the Week**
 Sarah Hamilton, Terese Gober
ACC Player of the Week
 Ashley Stager
ACC Postgraduate Scholarship
 Terese Gober, Carly Wynn
CoSIDA Academic All-District III Softball Team
 Carly Wynn
CoSIDA Academic All-America
 Carly Wynn - 3rd Team
NSCA All-American
 Carly Wynn
All-ACC Academic Team
 Robin Ahrberg, Terese Gober, Tory Hadadd,
 Jen Lapicki, Carly Wynn
NFCA Student-Athlete
 Terese Gober, Tori Haddad, Jen Lapicki, Carly Wynn,
 Jessica Nori

2011 **ACC Pitcher of the Week**
 Sarah Hamilton (twice)
ACC Player of the Week
 Tiffani Brown, Shayla Jackson
Softball Golden Nole Award
 Ashley Stager
ACC Top Six for Service Award
 Ashley Stager
SemiGnome Award (Community Service)
 FSU Softball Team
Capital One Academic All-District
 Jen Lapicki, Lauren Varsalona - 2nd Team
All-ACC Academic Team
 Robin Ahrberg, Shayla Jackson, Jen Lapicki,
 Jessica Nori
NFCA Scholar-Athlete
 Kirstin Austin, Kelly Hensley, Jen Lapicki,
 Jessica Nori, Kaleigh Rafter, Briar Stanley

2012 **Lowe's Senior CLASS Award Candidate**
 Shayla Jackson
NFCA National Player of the Week
 Monica Perry
ACC Player of the Week
 Briana Hamilton (twice)
ACC Pitcher of the Week
 Monica Perry (twice), Lacey Waldrop (twice)
Capital One Academic All-District Team
 Jessica Nori, Kirstin Austin
All-ACC Academic Team
 Bailey Schinella, Jessica Nori, Kirstin Austin,
 Kelly Hensley, Tiffani Brown
NFCA Scholar-Athlete
 Tiffani Brown, Kelly Hensley, Erika Hoffner,
 Jessica Nori

2013 **NFCA All-America Third Team**
 Lacey Waldrop
NFCA All-Southeast Region Second Team
 Morgan Bullock, Lacey Waldrop
Capital One Academic All-American Third Team
 Kelly Hensley
Capital One Academic All-District IV
 Kelly Hensley, Jessica Nori
ACC Pitcher of the Week
 Lacey Waldrop (three times)
ACC Player of the Week
 Courtney Senas (twice)
ACC Top Six for Service

Kelly Hensley
ACC Softball Scholar-Athlete of the Year
 Kelly Hensley
All-ACC Academic Team
 Kelly Hensley, Monica Perry, Jessica Nori,
 Bailey Schinella
NFCA Scholar-Athlete
 Kelly Hensley, Jessica Nori

2014 **USA Softball National Player of the Year**
 Lacey Waldrop
NFCA All-America First Team
 Maddie O'Brien, Lacey Waldrop
NFCA All-Southeast Region First Team
 Maddie O'Brien, Courtney Senas, Lacey Waldrop
NFCA National Player of the Week
 Lacey Waldrop
ACC Pitcher of the Week
 Lacey Waldrop (seven times), Jessica Burroughs
ACC Player of the Week
 Maddie O'Brien (three times), Bailey Schinella
All-ACC Academic Team
 Kelly Hensley, Jessica Nori, Bailey Schinella,
 Lacey Waldrop
NFCA Scholar-Athlete
 Bella D'Errico, Corey Hendrickson, Kelly Hensley,
 Jessica Nori, Lacey Waldrop
ACC Postgraduate Scholarship
 Kelly Hensley
NSCA All-American
 Victoria East

2015 **Senior CLASS Award**
 Lacey Waldrop
USA Softball National Player of the Year
 Lacey Waldrop (Top 25 semifinalist)
NFCA All-America Third Team
 Lacey Waldrop
NFCA All-Southeast Region Team
 Lacey Waldrop (First Team),
 Jessie Warren (Second Team),
 Morgan Klavevemann (Third Team)
ACC Pitcher of the Week
 Lacey Waldrop (four times)
ACC Player of the Week
 Alex Powers
ACC Top Six for Service
 Alex Kossoff
All-ACC Academic Team
 Ellie Cooper, Victoria Daddis, Alex Powers,
 Morgan Klavevemann, Alex Kossoff, Bailey Schinella,
 Lacey Waldrop
NFCA Scholar-Athlete
 Ellie Cooper, Victoria Daddis, Megan McReynolds,
 Alex Powers
ACC Postgraduate Scholarship
 Lacey Waldrop
CoSIDA Academic All-District
 Ellie Cooper
NFCA All-America Second Team
 Alex Powers
NFCA All-America Third Team
 Jessica Burroughs, Jessie Warren
USA Softball National Player of the Year
 Jessica Burroughs (Top 25 finalist)
 Alex Powers (Top 25 finalist)
NFCA National Freshman of the Year
 Carsyn Gordon (Top 25 finalist)
NFCA National Pitcher of the Week
 Meghan King
All-ACC Academic Team
 Ellie Cooper, Meghan King, Morgan Klavevemann
ACC Pitcher of the Week
 Jessica Burroughs (three times), Meghan King (twice)
ACC Player of the Week
 Alex Powers (twice), Jessie Warren (twice)
 Sydney Broderick
CoSIDA Academic All-District
 Morgan Klavevemann
Senior CLASS Award
 Alex Powers
CoSIDA Academic All-American
 Morgan Klavevemann - 3rd Team
NFCA All-America First Team
 Jessie Warren, Jessica Burroughs
NFCA All-America Second Team
 Morgan Klavevemann



HONORS AND AWARDS

NFCA All-America Third Team

Alex Powers

USA Softball National Player of the Year

Jessie Warren (Top 10 Finalist)

Jessica Burroughs (Top 10 Finalist)

NFCA National Player of the Week

Jessica Burroughs (Feb. 21), Jessie Warren (April 11)

ACC Player of the Week

Jessie Warren (March 21, May 2), Carsyn Gordon (March 28)

ACC Pitcher of the Week

Jessica Burroughs (Feb. 21, March 7, March 21, March 28), Meghan King (May 2)

ACC Scholar-Athlete of the Year

Alex Powers

All-ACC Academic Team

Alex Powers, Morgan Klaevemann, Sydney Broderick, Ellie Cooper, Meghan King, Dani Morgan, Anna Shelnutt

ACC Postgraduate Scholarship

Ellie Cooper

2018 Senior CLASS AWARD

Kylee Hanson (Top 10 Finalist)

NFCA All-Americans

Jessie Warren (Second Team), Kylee Hanson (Second Team), Sydney Sherrill (Third Team)

NFCA All-Southeast Region

Kylee Hanson (First Team), Carsyn Gordon (First Team), Jessie Warren (Second Team), Sydney Sherrill (Second Team), Meghan King (Third Team)

Academic All-Region

Kylee Hanson (First Team), Cassidy Davis (First Team)

USA Softball Player of the Year

Kylee Hanson (Top 25 Finalist)

NFCA Freshman of the Year

Sydney Sherrill (Top 10 Finalist)

ACC Player of the Week

Carsyn Gordon (Feb 13), Sydney Sherrill (Feb 20, April 10), Jessie Warren (Feb 27, May 1, May 7)

ACC Pitcher of the Week

Kylee Hanson (Feb 20, March 6, March 20, May 7), Meghan King (Feb 27, April 3)

NFCA National Player of the Week

Kylee Hanson (Feb 20), Sydney Sherrill (April 10)

USA Softball National Player of the Week

Sydney Sherrill (April 10)

ACC Scholar-Athlete of the Year

Kylee Hanson

All-ACC Academic Team

Carsyn Gordon, Kylee Hanson, Meghan King, Cassidy Davis

NCAA Elite 90 Award

Tessa Daniels

TEAM AWARDS

Golden Nole Award

- 2009 Carly Wynn
- 2010 Carly Wynn
- 2011 Ashley Stager
- 2012 Kirstin Austin
- 2013 Kelly Hensley
- 2014 Jessica Nori
- 2015 Ellie Cooper
- 2016 Alex Powers
- 2017 Ellie Cooper
- 2018 Morgan Klaevemann

Golden Torch Award

- 2009 Kaleigh Rafter
- 2010 Tory Haddad
- 2011 Kelly Hensley
- 2012 Kelly Hensley
- 2013 Kelly Hensley
- 2014 Kelly Hensley
- 2015 Ellie Cooper
- 2016 Tessa Daniels
- 2017 Tessa Daniels
- 2018 Meghan King

Seminole Warrior

- 2009 Ashley Stager and Carly Wynn
- 2010 Jen Lapicki
- 2011 Briana Hamilton
- 2012 Lindsey Peppers
- 2013 Jessica Burroughs
- 2014 Lacey Waldrop
- 2015 Lacey Waldrop and Macey Cheatham
- 2016 Ellie Cooper and Alex Powers
- 2017 Bella D'Errico
- 2018 Zoe Casas and Korina Rosario

Sniper Award

- 2010 Morgan Bullock
- 2011 Robin Ahrberg
- 2012 Assistant Coach Travis Wilson
- 2013 Morgan Bullock
- 2014 Ryan Day
- 2015 Lauren Harris
- 2016 Lauren Harris
- 2017 Tessa Daniels
- 2018 Sabrina Stutsman

Golden Glove

- 2009 Kaleigh Rafter
- 2010 Tory Haddad
- 2011 Ashley Stager
- 2012 Briana Hamilton
- 2013 Maddie O'Brien
- 2014 Courtney Senas
- 2015 Morgan Klaevemann
- 2016 Jessie Warren
- 2017 Jessie Warren
- 2018 Jessie Warren

ESPY Award

- 2009 Ashley Stager
- Michelle Snyder
- 2010 Tiffani Brown
- 2011 Briana Hamilton
- 2012 Courtney Senas
- 2013 Lacey Waldrop
- 2014 Briana Hamilton
- 2015 Alex Kossoff
- 2016 Jessie Warren
- 2017 Jessie Warren
- 2018 Jessie Warren

Most Improved

- 2009 Ashley Stager
- 2010 Shayla Jackson
- 2011 Jennifer Lapicki
- 2012 Briana Hamilton
- Kirstin Austin
- 2013 Kelly Hensley
- 2014 Maddie O'Brien
- 2015 Ellie Cooper
- 2016 Alex Powers
- 2017 Cali Harrod
- 2018 Carsyn Gordon

Most Valuable Player

- 2009 Kaleigh Rafter
- 2010 Carly Wynn
- 2011 Sarah Hamilton
- 2012 Tiffani Brown
- 2013 Courtney Senas
- Kelly Hensley
- 2014 Maddie O'Brien
- 2015 Jessie Warren
- 2016 Jessie Warren
- 2017 Jessie Warren
- 2018 Kylee Hanson

Chief Abiaka Athletic Training Award

- 2009 Robin Ahrberg
- 2010 Ashley Stager
- 2011 Maddie O'Brien
- 2012 Tiffani Brown
- 2015 Maddie O'Brien
- 2016 Morgan Klaevemann
- 2017 Jessica Burroughs
- 2018 Deja Bush

Batting Title

- 2009 Carly Wynn (.337)
- 2010 Carly Wynn (.378)
- 2011 Jen Lapicki (.343)
- 2012 Shayla Jackson (.304)
- 2013 Morgan Bullock (.346)
- 2014 Maddie O'Brien (.424)
- 2015 Morgan Klaevemann (.393)
- 2016 Alex Powers (.396)
- 2017 Jessie Warren (.413)
- 2018 Jessie Warren (.404)

Circle Award

- 2009 Sarah Hamilton
- 2010 Sarah Hamilton
- 2011 Sarah Hamilton
- 2012 Monica Perry
- 2013 Lacey Waldrop
- 2014 Lacey Waldrop
- 2015 Lacey Waldrop
- 2016 Jessie Burroughs and Meghan King
- 2017 Jessie Burroughs and Meghan King
- 2018 Kylee Hanson and Meghan King

"Ah-Tah-Thi-Ki" Academic Excellence Award

- 2009 Amber Bryant and Mallory Borden
- 2010 Terese Gober, Carly Wynn and Ashley Stager
- 2011 Kelly Hensley and Monica Perry
- 2012 Kelly Hensley
- 2013 Kelly Hensley and Jessica Nori
- 2014 Kelly Hensley and Jessica Nori
- 2015 Alex Kossoff
- 2016 Ellie Cooper
- 2017 Ellie Cooper
- 2018 Tessa Daniels and Morgan Klaevemann

Rookie of the Year

- 2009 Shayla Jackson
- 2010 Tiffani Brown
- 2011 Celeste Gomez and Jessica Nori
- 2012 Maddie O'Brien and Lacey Waldrop
- 2013 Victoria East
- 2014 Jessica Burroughs
- 2015 Jessie Warren
- 2016 Zoe Casas and Meghan King
- 2017 Dani Morgan
- 2018 Sydney Sherrill

Offensive Player of the Year

- 2015 Jessie Warren
- 2016 Ellie Cooper
- 2017 Jessie Warren
- 2018 Sydney Sherrill

Femina Perfecta Award

- 2009 Ashley Stager
- 2010 Robin Ahrberg
- 2011 Morgan Bullock
- 2012 Monica Perry
- 2013 Lindsey Peppers
- 2014 Bella D'Errico
- 2015 Ellie Cooper
- 2016 Tessa Daniels
- 2017 Morgan Klaevemann
- 2018 Cali Harrod

Dugout Club Member of the Year

- 2016 John Cross, Diane Kelley and Betty Wilder
- 2017 Locker Room Legacy Members
- 2018 Russ and Genie Morcom

Coaches Award (Taylor Foster Award)

- 2009 Carly Wynn
- 2010 Carly Wynn
- 2011 Robin Ahrberg and Ashley Stager
- 2012 Mallory Borden and Amber Bryant
- 2013 Macey Cheatham
- 2014 Entire Team (Taylor Foster Award)
- 2015 Macey Cheatham
- 2016 Ellie Cooper
- 2017 Ellie Cooper
- 2018 Kendra Lynch



1981, 1982 AIAW NATIONAL CHAMPIONS • 2018 NCAA NATIONAL CHAMPIONS • 49 ALL-AMERICANS

PRO AND INTERNATIONAL PLAYERS



Brandi Stuart



Sabrina Stutsman,
Meghan King, Korina
Rosario




Ellie
Cooper



Jessica van der Linden

Leslie Malerich



Myssi Calkins

Kaleigh
Rafter



Lacey Waldrop

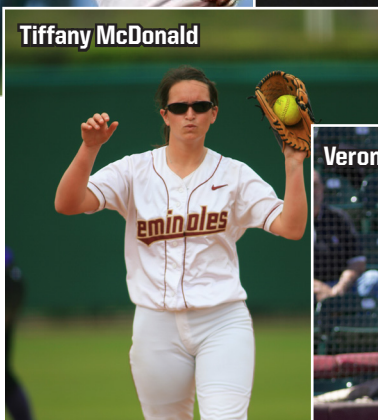


Alex
Powers

Sydney
Broderick

JESSICA BURROUGHS
SELECTED BY


**ROUND 1
PICK 1**




Tiffany McDonald



Veronica Wootson



Yuruby Alicart



Monica Perry

- Courtney Adams Puerto Rico National Team (2013)
- Leslie Adams Carolina Diamonds (1997-99)
- Yuruby Alicart Venezuelan National Team (2000-18), 2008 Beijing Olympics Participant
- Jessica Burroughs USSSA Pride (2017-18), No. 1 Overall Pick in 2017 NPF Draft
- Sydney Broderick USSSA Pride (2017)
- Myssi Calkins Georgia Pride (1999)
- Ellie Cooper New Zealand National Team (2012-18), NZ Team Captain (2016-18), Junior World Championships (2011-15)
- Renee Espinoza Georgia Pride (1997)
- Kristy Fuentes Georgia Pride (1998)
- Tatiana George Harlem Diamonds (2005)
- Terese Gober Mannheim Tornados (2010)
- Carsyn Gordon Puerto Rico National Team (2016-18)
- Briana Hamilton PA Rebellion (2014-15), Akron Racers (2015)
- Kylee Hanson ScrapYard Dawgs (2018)
- Casey Hunter Connecticut Brackettes (2006)
- Meghan King Puerto Rico National Team (2015-18)
- Leslie Malerich Connecticut Brackettes (2005-06), Italian National Team
- Tiffany McDonald British National Team (2006), Coach for Dutch National Team
- Shannon Mitchem Silver Bullets (1993-98)
- Maddie O'Brien PA Rebellion (2015)
- Monica Perry Hotel Ambassador cc Terrasvogels (2013), South Australian Starz (2015-18)
- Alex Powers USSSA Pride (2017-18)
- Kaleigh Rafter Canadian National Team (2007-18), 2008 Olympics Participant, WMLS International Japan (2013-14), 2015 Pan Am Games Gold Medalist
- Korina Rosario Puerto Rico National Team (2015-18)
- Kathryn Sandercock USA Junior National Team (2017-19)
- Courtney Senas PA Rebellion (2015-16)
- Laurie Shephard Silver Bullets (1995-98)
- Sydney Sherrill USA Junior National Team (2017-18)
- Brandi Stuart Akron Racers (2004)
- Sabrina Stutsman Puerto Rico National Team (2015-17)
- Jessica van der Linden Arizona Heat (2004), Puerto Rico National Team
- Elisa Vasquez Houston (2004)
- Lacey Waldrop Chicago Bandits (2015-18)
- Jessie Warren USSSA Pride (2018)
- Shamalene Wilson Georgia Pride (1997)
- Veronica Wootson Akron Racers (2007-08)
- Carly Wynn Tennessee Diamonds (2010)



Courtney Senas, Briana Hamilton, Maddie O'Brien



10 WCWS APPEARANCES • 16 ACC CHAMPIONSHIPS • 31 NCAA APPEARANCES

1981 & 1982 NATIONAL CHAMPIONS

Before the games were televised on ESPN and before there were professional leagues, the main goal of collegiate softball was to go out, give your best and try to win, but mainly the student-athletes were there because they loved the game and they wanted to have fun. For two years in the early 1980's, the Florida State softball team not only had fun, but also dominated its competition and brought home a pair of national championships.

There was plenty of reason for optimism going into the 1981 season after FSU won 13 of its last 15 games the year before and was one game away from advancing to the AIAW National Tournament. Countering the momentum from 1980 was the inexperience of the 1981 roster which featured only six returnees but a host of talented newcomers.

"It was a lot of fun," former head coach Dr. JoAnne Graf said. "They had known each other from summer league ball so I think there was a lot of respect right away. Anytime you win it's a whole lot of fun. That team was in every game, they won, obviously, most of them, but it's always fun to coach people who win and they worked hard. They just had that confidence, that air that they were going to have to lose the game; no one was going to beat them."

Any concerns about the 1981 season were quickly erased as the Seminoles ran out to a 19-2 start with a trio of tournament titles. The only hiccup during the year came at the South Florida Invitational as FSU lost three of four but that also served as a wake up call as the Seminoles won 16-straight games to push their record to 38-5.

Just when the Seminoles had everything going in their favor, another bump in the road came. Winners of its last 16 games, FSU dropped a pair of games to East Carolina to finish second at the North Carolina State Invitational. But just like the losses at South Florida, the setback refocused the Seminoles when they needed it the most.

Few would have guessed that the 5-2 loss to the Pirates would be the Seminoles' last of the season. FSU took four-straight heading into the FAIAW State Tournament where it breezed to the state title with four more wins to match the most wins in school history. Up next was the AIAW Region III Tournament where the Seminoles took the next step, sweeping four more games to advance to the National Tournament.

Proving its versatility, FSU won every way possible, outscoring Western Carolina 13-9 in the first game before winning a defensive triumph 4-3 over North Carolina State. FSU disposed of the Pirates 12-3 then beat North Carolina 4-1 to capture the school's first national championship in women's athletics.

Postseason accolades came in for Darby Cottle as the shortstop collected All-America honors after hitting .428. Joining her on the All-America squad was second baseman Jan Sikes as she hit .477.

"Those teams were so full of life, heart, we had great camaraderie," former player Susan Painter said. "It started at the top with JoAnne. We had a great group of players, but she was the main component. She kept us on top and kept fighting for us and for the title. Every great team has a fit and that one certainly did. It was quite a group. We still keep in touch, but I miss that."

The pieces were in place for another run in 1982 and the Seminoles wasted no time as they won their first 12 games, highlighted by the title at the Florida Invitational - including eight shutouts. Ironically the "low point" of the season came at the Lady Seminole Invitational where FSU lost three in a row.

But just like they had done the previous year, the Seminoles bounced back to win 10-straight, including titles at the Friendly City and South Florida Invitationals. Twice during the middle half of the season the Seminoles scored 30 runs or more, including a 39-5 drubbing of Georgia Southern.

Despite all of FSU's success that year - the Seminoles won four of six regular season tournaments - there was one team it could not get past: rival Florida. Of the 10 losses that season, six came to the Gators, including back-to-back losses at the Montgomery Invitational where FSU finished second.



Similar to 1981, the losses refocused the Seminoles as they won their next 12 going into the FAIAW tournament. UF got the Tribe again 2-1 in the third game, but the Seminoles won a pair to claim the state title. Florida State had relatively little trouble in the regional tournament, only dropping a 2-1 decision to South Florida before beating the Bulls for the trophy.

The stage was set for a repeat and the Seminoles were on a mission having won 21 of their last 23 games. The first three games were a breeze as FSU outscored its opponents 46-6 with wins over Georgia Southern, South Florida and UNC-Charlotte. All that stood between FSU and its second national championships were the Florida Gators.

While Florida State held an 8-6 lead in the season series, Florida was the only team that had been close to FSU over the last five years and handed the Seminoles their worst loss in school history at the time, a 14-0 defeat during the middle of the season. With the championship on the line the Seminoles were at their best and they prevailed 9-4 to claim their second-straight national championship.

The accolades poured in for the Seminoles again, headed by Cottle who was named the Broderick Award winner as the AIAW Player of the Year. She was joined on the All-America squad by Natalie Drouin, Painter, Toni Robinette and Sikes.

"We were like a big family, I don't even remember anyone not getting along," Drouin said. "We had two great teams and I don't know which one was better. They were pretty equal. At the time none of us really knew what we had accomplished, we just wanted to do our best and have fun, but afterwards it was thrilling."

The Seminoles won 110 games those two years with a 54-7 record in 1981 and a 56-10 mark the year after. Florida State was an offensive juggernaut those two seasons, scoring an average of 9.2 runs per game. What might be even more impressive was the Seminoles' pitching and defense. Behind Painter, the team's lone pitcher, FSU gave up only 2.7 runs per game, a number that is unfathomable in slow pitch.

"I remember a lot of team unity and enthusiasm," Cottle said. "We were a group of winners, that's for sure, and we were a team that was willing to do whatever it took to get to the top. I'm just proud to have been part of the teams that started a tradition of winning."

While the AIAW was disbanded one year later and FSU went to NCAA competition in 1984, the players on those teams were the founders of a legacy that continues today.



1981, 1982 AIAW NATIONAL CHAMPIONS • 2018 NCAA NATIONAL CHAMPIONS • 49 ALL-AMERICANS

DR. JOANNE GRAF

Dr. JoAnne Graf spent 30 successful seasons at the helm of the Florida State softball program. With 1,437 victories under her belt, Graf retired on June 15, 2008, with more wins than any other head coach in collegiate softball.

The first collegiate softball coach to earn 1,400 victories, Graf's numerous achievements with Florida State softball include AIAW slowpitch national championships in 1981 and 1982, seven trips to the Women's College World Series, with the first coming in 1986 (just four years after FSU went to NCAA fastpitch softball), 21 NCAA Regional appearances and 10 Atlantic Coast Conference titles.

On April 2, 2005, then-Florida State University President Dr. T.K. Wetherell officially renamed the softball stadium "JoAnne Graf Field at the Seminole Softball Complex," making her



among only two active softball coaches with fields named after them. On September 13, 2013, Graf was inducted into the Florida State Athletics Hall of Fame

One of the most prolific coaches in collegiate softball, Graf concluded her career having won 75 percent of her games (1,437-478-6), including a 1,218-425-6 (.740) mark in NCAA Division I play. Her NCAA career win total is currently 11th all-time. Florida State averaged 50.75 wins per year under her guidance since beginning NCAA play ranked No. 1 during that span.

Graf is a 1975 graduate of Florida State. In 1992, she earned her doctorate degree in athletic administration at FSU, and taught at her alma mater until her retirement in 2013.

In 2019, FSU Softball began naming its first home tournament every season the "JoAnne Graf Classic" to honor the amazing person, teacher and coach that helped set the foundation that has helped the Seminoles be one of the best programs in the nation.



The JoAnne Graf File

1,437 All-Time Victories at Florida State
Six-Time ACC Coach of the Year
21 NCAA Tournament Appearances
Seven Women's College World Series Appearances
74 All-ACC Selections

Back-to-Back AIAW National Championships (1981 & 1982)
10 Atlantic Coast Conference Titles
45 NCAA Tournament Victories
34 All-America Awards



NCAA RECORDS

INDIVIDUAL LEADERS

SINGLE-GAME RECORDS

CONSECUTIVE PLATE APPEARANCES, REACHING BASE

18 Maddie O'Brien, April 16-20, 2014 (2nd)

INTENTIONAL BASES ON BALLS

4 Maddie O'Brien vs. Pitt, April 16, 2014 (T-1st)

CONSECUTIVE VICTORIES

50 Rebecca Aase, Feb. 25, 1991-April 24, 1993 (2nd)

CONSECUTIVE BASES ON BALLS

8 Maddie O'Brien, April 19-20, 2014 (T-6th)

7 Maddie O'Brien, April 1-3, 2015 (T-8th)

5 Alex Powers, May 7-8, 2015 (T-16th)

STOLEN BASES

5 Serita Brooks vs. Bethune-Cookman May 17, 2001 (T-6th)

CONSECUTIVE STOLEN BASES

54 Serita Brooks, Feb. 9-May 19, 2001 (T-12th)

CONSECUTIVE GAMES HITTING STREAK

28 Natasha Jacob, April 4, 2005-Feb. 14, 2006 (T-18th)

SEASON RECORDS

GRAND SLAMS

Player	Year	Cl.	G	GS
Carsyn Gordon	2016	Fr.	59	3

RUNS BATTED IN

Player	Year	Cl.	G	RBI
Maddie O'Brien	2014	Jr.	64	83 (T-19th)

STOLEN BASES

Player	Year	Cl.	G	SB
Danielle Cox	1999	Sr.	66	73 (T-2nd)
Shamalene Wilson	1996	Sr.	72	69 (T-6th)
Myssi Calkins	1997	Sr.	65	61 (T-10th)

BASES ON BALLS

Player	Year	Cl.	G	RBI
Maddie O'Brien	2015	Sr.	63	73 (T-11th)

HOME RUNS

Player	Year	Cl.	G	RBI
Maddie O'Brien	2014	Jr.	64	24 (T-24th)

GAMES

Player	Year	G
Leslie Malerich	2000	58 (T-18th)

WINNING PERCENTAGE

Player	Year	Cl.	W	L	Pct.
Rebecca Aase	1992	So.	28	0	1.000 (T-1st)

EARNED-RUN AVERAGE

Player	E.A.	Years
Shelly Berube	0.22	1984 (T-16th)

NO HITTERS

Player	No.	Years
Julie Larsen	6	1986 (T-7th)

ASSISTS

Player	Year	Cl.	G	Assists
Cindy Lawton	1995	Sr.	73	189 (T-22nd)

CAREER RECORDS

PERFECT GAMES

No.	Player	Years
6	Julie Larsen	1985-88 (T-2nd)

GAMES PLAYED

No.	Player	Years
295	Jessica van der Linden	2001-04 (3rd)
290	Brandi Stuart	2000-03 (T-7th)
281	Kristi Hull	1995-98 (19th)

AT BATS

No.	Player	Years
875	Veronica Wootsen	2004-07 (T-15th)

STOLEN BASES

No.	Player	Years
185	Myssi Calkins	1994-97 (7th)
162	Brandi Stuart	2000-03 (T-12th)
161	Shamalene Wilson	1993-96 (T-14th)

TRIPLES

No.	Player	Years
30	Shamalene Wilson	1993-96 (12th)

NO HITTERS

No.	Player	Years
12	Julie Larsen	1985-88 (T-12th)

ASSISTS

No.	Player	Years
591	Tami Post	1996-99 (13th)

STOLEN-BASE PERCENTAGE (min. 50 attempts)

No.	Player	Years
0.942	Morgan Bullock (49-of-52)	2010-13 (T-16th)
0.931	Shamalene Wilson (161-of-173)	1993-96 (26th)

BASES ON BALLS

No.	Player	Years
198	Maddie O'Brien	2012-15 (12th)

EARNED-RUN AVERAGE

No.	Player	Years
0.47	Toni Gutierrez	1990-93 (T-19th)

STRIKEOUT RATIO (K PER 7 IP)

No.	Player	Years
9.98	Sarah Hamilton (1,005 K in 704.1 IP)	2008-11 (T-25th)

ANNUAL NCAA INDIVIDUAL LEADERS

HOME RUNS

Year	Player	Cl.	G	No.	Avg.
1987	Tiffany Daniels	So.	64	10	0.16

DOUBLES

Year	Player	Cl.	G	No.	Avg.
2018	Sydney Sherrill	Fr.	70	29	0.41

RUNS BATTED IN

Year	Player	Cl.	G	No.	Avg.
2014	Maddie O'Brien	Jr.	64	83	1.30

STOLEN BASES PER GAME

Year	Player	Cl.	G	SB	SBA	Avg.
1999	Danielle Cox	Sr.	66	73	82	1.11

STOLEN BASES

Year	Player	Cl.	G	SB
1996	Shamalene Wilson	Sr.	72	69
1999	Danielle Cox	Sr.	66	73

STRIKEOUT RATIO (Strikeouts per seven innings)

Year	Player	Cl.	G	IP	SO	Avg.
1984	Tina Kyler	Jr.	20	135.1	224	11.6
1985	Julie Larsen	Fr.	21	122.0	175	10.0

TOTAL BASES

Year	Player	Cl.	G	H	AB	TB	Avg.
2014	Maddie O'Brien	Jr.	64	73	172	162	.942

BASES ON BALLS


Year	Player	Cl.	G	No.	Avg.
2015	Maddie O'Brien	Sr.	63	73	1.16

VICTORIES

Year	Player	Cl.	G	IP	W	L	Pct.
2014	Lacey Waldrop	Jr.	48	266.1	38	7	.844



NCAA RECORDS



Toni Gutierrez

ANNUAL TEAM CHAMPIONS

HITS

Year	Team	G	W	L	T	AB	Hits	Avg.
1992	Florida State	72	63	9	0	1,842	580	3.15

DOUBLES

Year	Team	G	W	L	T	2B	Avg.
2018	Florida State	70	58	12	0	115	1.64

RUNS

Year	Team	G	W	L	T	R	Avg.
1992	Florida State	72	63	9	0	364	5.06

HOME RUNS PER GAME

Year	Team	G	W	L	T	HR	Avg.
1989	Florida State	53	39	14	0	17	0.32

STOLEN BASES

Year	Team	G	W	L	T	SB	SBA	Avg.
1996	Florida State	72	51	21	0	160	171	2.22

TOTAL BASES

Year	Team	G	W	L	T	AB	TB	Pct.
1992	Florida State	72	63	9	0	1,842	766	4.16

EARNED RUN AVERAGE

Year	Team	G	W	L	T	IP	R	ER	ERA
2001	Florida State	70	58	12	0	474.3	75	48	0.71
2004	Florida State	74	62	12	0	498.3	76	44	0.62

TEAM RECORDS

PITCHING

CONSECUTIVE SCORELESS INNINGS

124 Florida State, February 20-March 19, 1993

STRIKEOUTS IN A GAME

28 Florida State vs. Southern Miss., March 10, 1984 (15 inn)

TEAM LEADERS

SINGLE-GAME RECORDS

LONGEST GAME

Inn.	Team (Score), Opponent (Score)	Date
15	Florida State (1), Southern Miss. (0)	March 10, 1984 (T-27th)

LONGEST WINNING STREAK

No.	Team	Dates
32	Florida State	March 4-26, 1985 (T-11th)
27	Florida State	March 22-May 15, 2003 (T-25th)

SEASON RECORDS

BATTING - HITS

Team	Year	G	Hits
Florida State	1995	73	628 (20th)

PITCHING - EARNED RUN AVERAGE

Team	Year	W-L-T	IP	R	ER	ERA
Florida State	1984	40-5-2	341.0	30	18	0.37 (T-14th)

PITCHING - SHUTOUTS

Team	Year	SHO
Florida State	1992	40 (T-12th)

MISCELLANEOUS - VICTORIES

Team	Year	W	L	T	Pct.
Florida State	1992	63	9	0	.875 (T-14th)

DIVISION I SOFTBALL COACHING RECORDS

WINNINGEST COACHES ALL-TIME

BY VICTORIES

(Minimum 10 years as a Division I head coach; includes spring varsity fast-pitch record at four-year colleges only.)

Coach, Team	Yrs.	Won	Lost	Tied	Pct.	
11. JoAnne Graf (Florida St. 1984-2008)		25	1,186	425	6	735

BY PERCENTAGE

(Minimum 10 years as a Division I head coach; includes spring varsity fast-pitch record at four-year colleges only.)

Coach, Team	Yrs.	Won	Lost	Tied	Pct.	
17. JoAnne Graf (Florida St. 1984-2008)		25	1,186	425	6	735



JoAnne Graf



10 WCWS APPEARANCES • 16 ACC CHAMPIONSHIPS • 31 NCAA APPEARANCES

TEAM AND INDIVIDUAL RECORDS

TEAM SEASON RECORDS

Victories

Most in a Season 63 1992 (63-9)

Streaks

All-time winning streaks 32 Mar. 4-26, 1985
 629 Feb 23-April 9, 2017
 27 Mar. 22-May 11, 2003
 *25 Feb. 9-Mar. 18, 1992
 24 Mar 3-April 9, 2017
 22 Feb. 20-Apr. 3, 2016
 *21 Feb. 13-Mar. 19, 1993
 20 March 3-April 6, 2018
 20 Mar. 21-Apr. 9, 1991
 18 Mar. 13-Mar. 28, 1998
 18 Apr. 11-May 16, 1992
 18 Mar. 10-23, 1986
 17 Mar. 12-Apr. 6, 2014
 17 Feb. 7-Mar. 1, 2014
 17 ^1984

G - unbeaten streak (28-0-1); * - streak started the season; ^ - dates unknown

Longest Losing Streak 8 March 4-11, 2000
 Highest Winning Pct. in Season .875 1984 (41-5-2)
 1992 (63-9)

Shutouts

Fewest Times Shutout in Season 2 2016 (65 games),
 1997 (65 games), 2014 (64 games), 2010 (62 games), 1995 (61 games)
 Most Times Shutout in Season 10 1994
 Most Recorded in Season 41 1992

Shutout Streaks

Without Being Shutout 49 April 25, 2015 - April 13, 2016
 Most Consecutive 17 1993
 Consecutive Scoreless Innings Pitched 124.2 1993

HITTING

Runs

Most in Game 20 vs. B-CU, 2013
 Most Allowed in Game 17 vs. Michigan, 2014
 Largest Winning Margin 20 vs. B-CU, 2013
 Largest Losing Margin 14 vs. Michigan, 2014
 Most in Season 459 2016
 Most Allowed in a Season 256 2006

Hits

Most in Season 628 1995
 Most Allowed in Season 442 1998

Doubles

Most in Season 115 2018
 Most Allowed in Season 69 2006, 1998

Triples

Most in Season 33 1994
 Most Allowed in Season 23 1994

Home Runs

Most in Season 76 2018
 Most Allowed in Season 47 2006

Runs Batted In

Most in Season 407 2016
 Most Allowed in a Season 232 2006

Batting Average

Highest in Season .329 2017
 Highest Allowed in Season .246 2011

Walks

Most in Season 318 2014
 Most Allowed in Season 229 2005

Stolen Bases

Most in Season 160 1996
 Most Allowed in Season 63 2002, 2007

FIELDING

Putouts

Most in Season 1,604 2000

Assists

Most in Season 804 2000

Errors

Most in Season 108 2006
 Most by Opponents in Season 155 1995

Fielding Percentage

Highest in Season .977 2018

PITCHING

Pitching Appearances

Most in Season 78 2000

Innings Pitched

Most in Season 534.2 2000

No Hitters

Most in Season 8 1986

Earned Run Average

Lowest in Season 0.37 1984 (18 ER-339.2 IP)
 Highest in Season 2.71 2006 (192 ER-496.1 IP)

INDIVIDUAL SEASON RECORDS

BATTING

Most Games Played: 78, Kimmy Carter, 2000
 Brandi Stuart, 2000
 Serita Brooks, 2000
 Natalie Bennett, 2000
 252, Natasha Jacob, 2006
 72, Shamalene Wilson, 1996
 Hits: 99, Serita Brooks, 2000
 29, Sydney Sherrill, 2018
 11, Tiffany Daniels, 1987
 11, Shamalene Wilson, 1995
 24, Maddie O'Brien, 2014
 83, Maddie O'Brien, 2014
 73, Maddie O'Brien, 2015
 55, LaShaun Davis, 2005
 432, Danielle Cox, 1999
 73, Danielle Cox (73-of-82), 1999
 25, Shannon Mitchem, 1992

At Bats:

Runs:

Hits:

Doubles:

Triples:

Home Runs:

RBI's:

Walks:

Strikeouts:

Batting Average:

Stolen Bases:

Sacrifices:

FIELDING

Putouts:

Assists:

Errors:

Fielding Pct.:

498, Becky Wallace, 2000
 189, Cindy Lawton, 1995
 34, Jesse McGregor, 1996
 1,000, Julie Rice (320 chances), 1990
 Morgan Klavemann (65 outfield chances), 2015

PITCHING

Appearances:

Games Started:

Innings Pitched:

Wins:

Losses:

No Hitters:

Runs (Most):

Runs (Least):

Earned Runs (Most):

Earned Runs (Least):

Hits (Most):

Walks (Most):

Walks (Least):

Strikeouts:

Hit Batsmen:

Earned Run Average:

Most Doubles Allowed:

Most Triples Allowed:

Most Home Runs Allowed:

Most Consecutive Victories:

Best Win Percentage:

Combined Strikeouts by Starting Pitchers:

58, Leslie Malerich, 2000
 42, Lacey Waldrop, 2014
 Tiffany McDonald, 2006
 Leslie Malerich, 2002
 329.1, Tiffany McDonald, 2006
 38, Lacey Waldrop, 2014
 19, Tiffany McDonald, 2006
 Sarah Hamilton, 2011
 4, Christy Larsen, 1990
 148, Tiffany McDonald, 2006
 10, Julie Larsen, 1985
 Shelley Berube, 1984
 Rebecca Aase, 1994
 107, Tiffany McDonald, 2006
 1, Toni Gutierrez, (50.0 innings), 1990
 250, Tiffany McDonald, (in 329.1 innings), 2006
 126, Casey Hunter, 2005
 10, Toni Gutierrez, 1990
 387, Jessica van der Linden, 2004
 28, Tiffany McDonald, 2006
 0.14, Toni Gutierrez, (50.0 innings), 1990
 40, Tiffany McDonald, 2006
 11, Rebecca Aase, 1994
 32, Tiffany McDonald, 2006
 50, Rebecca Aase,
 Feb. 15, 1991 - April 24, 1993
 1,000, Rebecca Aase, (28-0), 1992
 25
 Jessica Burroughs (4) vs. Kelly Barnhill (21), May 3, 2017



ALL-TIME TOP 10

BATTING RECORDS

GAMES

1. Kristy Hull	281	1995-98
2. Brandi Stuart	280	2000-03
3. Tami Post	277	1996-99
4. Veronica Wootson	273	2004-07
5. Kimmy Carter	272	1999-02
Jessica van der Linden	272	2001-04
7. Myssi Calkins	271	1994-97
8. Jesse McGregor	267	1996-99
9. Natasha Jacob	264	2003-06
10. Shamalene Wilson	262	1993-96

BATTING AVERAGE

1. Jessie Warren	.391	2015-18
2. Shamalene Wilson	.366	1993-96
Danielle Cox	.366	1998-99
4. Morgan Klavemann	.361	2015-18
Jessica van der Linden	.361	2001-04
6. Cindy Lawton	.358	1994-95
7. Brandi Stuart	.357	2000-03
8. Tiffany Daniels	.356	1986-89
9. Carly Wynn	.355	2007-10
10. Staci Brandon	.351	2000-01
Serita Brooks	.351	2000-01

RUNS

1. Jessie Warren	229	2015-18
2. Shamalene Wilson	223	1993-96
3. Tiffani Brown	207	2010-14
4. Veronica Wootson	199	2004-07
5. Morgan Klavemann	193	2015-18
6. Brandi Stuart	192	2000-03
7. Courtney Senas	180	2011-14
8. Susan Buttery	170	1990-93
9. Myssi Calkins	166	1994-97
10. Carly Wynn	165	2007-10

HITS

1. Shamalene Wilson	310	1993-96
2. Jessie Warren	288	2015-18
3. Brandi Stuart	287	2000-03
4. Tiffani Brown	285	2010-14
5. Veronica Wootson	282	2004-07
6. Jessica van der Linden	277	2001-04
7. Natasha Jacob	271	2003-06
8. Kristy Hull	265	1995-98
9. Myssi Calkins	253	1994-97
10. Carly Wynn	247	2007-10

DOUBLES

1. Jessie Warren	51	2015-18
Alex Powers	51	2014-17
3. Jessica van der Linden	50	2001-04
4. Carly Wynn	45	2007-10
5. Maddie O'Brien	41	2012-15
Veronica Wootson	41	2004-07
7. Victoria East	39	2013-16
Brandi Stuart	39	2000-03
9. Corrie Williams	38	1996-99
10. Courtney Senas	37	2011-14

TRIPLES

1. Shamalene Wilson	30	1993-96
2. Tiffani Brown	22	2010-14
Veronica Wootson	22	2004-07
4. Tiffany Daniels	21	1986-89
5. Lisa Davidson	19	1991-94
6. Kimmy Carter	18	1999-02
7. Jessica van der Linden	17	2001-04
Brandi Stuart	17	2000-03
Leslie Barton	17	1990-93
10. Susan Buttery	16	1990-93

HOME RUNS

1. Jessie Warren	83	2015-18
2. Maddie O'Brien	55	2012-15
3. Courtney Senas	36	2011-14
4. Alex Powers	35	2014-17
5. Veronica Wootson	29	2004-07
Briana Hamilton	28	2011-14
7. Yuruby Alicart	26	2006-07
8. Brandi Stuart	25	2000-03
9. Tiffany Daniels	24	1986-89
10. Carsyn Gordon	23	2016-Pr.
Ashley Stager	23	2008-11

RBI

1. Jessie Warren	273	2015-18
2. Maddie O'Brien	216	2012-15
3. Alex Powers	171	2014-17
4. Jessica van der Linden	161	2001-04
5. Courtney Senas	158	2011-14
6. Brandi Stuart	151	2000-03
7. Veronica Wootson	137	2004-07
8. Kimmy Carter	136	1999-02
9. Carsyn Gordon	132	2016-Pr.
10. Leslie Barton	131	1990-93

STOLEN BASES

1. Myssi Calkins	185	1994-97
2. Brandi Stuart	162	2000-03
3. Shamalene Wilson	161	1993-96
4. Morgan Klavemann	126	2015-18
5. Tiffani Brown	109	2010-14
6. Serita Brooks	97	2000-01
7. Danielle Cox	93	1998-99
8. Cali Harrod	81	2016-Pr.
9. Veronica Wootson	79	2004-07
10. Courtney Senas	69	2011-14
Natasha Jacob	69	2003-06

WALKS

1. Maddie O'Brien	198	2012-15
2. Jessica van der Linden	144	2001-04
3. Alex Powers	133	2014-17
Brandi Stuart	133	2000-03
5. Morgan Klavemann	123	2015-18
6. Jessie Warren	121	2015-18
7. Lisa Davidson	114	1991-94
8. Ashley Stager	113	2008-11
9. Carsyn Gordon	110	2016-Pr.
10. Carly Wynn	103	2007-10

SLUGGING PERCENTAGE

1. Jessie Warren	.820	2015-18
2. Maddie O'Brien	.645	2012-15
3. Yuruby Alicart	.622	2006-07
4. Alex Powers	.612	2014-17
5. Tiffany Daniels	.592	1986-89
6. Courtney Senas	.547	2011-14
7. Carly Wynn	.543	2007-10
8. Brandi Stuart	.540	2000-03
9. Shamalene Wilson	.521	1993-96
10. Veronica Wootson	.519	2004-07

PITCHING RECORDS

APPEARANCES

1. Leslie Malerich	179	1999-02
2. Lacey Waldrop	170	2012-15
3. Tiffany McDonald	163	2005-08
4. Jessica Burroughs	152	2014-17
5. Sarah Hamilton	149	2008-11
6. Terese Gober	141	2007-10
7. Casey Hunter	137	2002-05
8. Jen White-Cody	135	1998-01
9. Meghan King	131	2016-Pr.
10. Kristy Fuentes	125	1994-97

INNINGS PITCHED

1. Leslie Malerich	988.2	1999-02
2. Tiffany McDonald	898.1	2005-08
3. Lacey Waldrop	859.2	2012-15
4. Debbie DeJohn	798.0	1987-90
5. Casey Hunter	759.1	2002-05
6. Julie Larsen	759.0	1985-88
7. Jen White-Cody	756.1	1998-01
8. Sarah Hamilton	704.2	2008-11
9. Kristy Fuentes	698.1	1994-97
10. Jessica Burroughs	697.2	2014-17

WINS

1. Lacey Waldrop	109	2012-15
2. Leslie Malerich	107	1999-02
3. Jessica Burroughs	92	2014-17
4. Debbie DeJohn	90	1987-90
5. Casey Hunter	85	2002-05
Julie Larsen	85	1985-88
7. Tiffany McDonald	79	2005-08
8. Meghan King	78	2016-Pr.
9. Christy Larsen	77	1988-91
10. Jessica van der Linden	76	2001-04

STRIKEOUTS

1. Sarah Hamilton	1,005	2008-11
2. Tiffany McDonald	939	2005-08
3. Lacey Waldrop	917	2012-15
4. Jessica van der Linden	899	2001-04
5. Casey Hunter	893	2002-05
6. Jessica Burroughs	845	2014-17
7. Julie Larsen	834	1985-88
8. Christy Larsen	758	1988-91
9. Leslie Malerich	751	1999-02
10. Terese Gober	692	2007-10

EARNED RUN AVERAGE (MINIMUM 300 IP)

1. Shelley Berube	0.38	1984-85
2. Toni Gutierrez	0.47	1990-93
3. Tina Kyler	0.50	1984-85
4. Julie Larsen	0.68	1985-88
5. Debbie DeJohn	0.69	1987-90
6. Marla Looper	0.78	1993-94
7. Rebecca Aase	0.84	1991-94
8. Jessica van der Linden	0.96	2001-04
9. Christy Larsen	0.98	1988-91
10. Renee Espinoza	1.06	1995-96

SHUTOUTS

1. Christy Larsen	52	1988-91
2. Toni Gutierrez	51	1990-93
3. Julie Larsen	50	1985-88
4. Leslie Malerich	45	1999-02
5. Rebecca Aase	43	1991-94
Debbie DeJohn	43	1987-90
7. Jessica van der Linden	39	2001-04
8. Casey Hunter	36	2002-05
9. Kristy Fuentes	35	1994-97
10. Tina Kyler	30	1984-85

SAVES

1. Jessica Burroughs	9	2014-17
Jessica Nori	9	2011-14
3. Meghan King	8	2016-Pr.
Sarah Hamilton	8	2008-11
Tiffany McDonald	8	2005-07
6. Lacey Waldrop	7	2012-15
Casey Hunter	7	2002-05
8. Leslie Malerich	6	1999-02
9. Bailey Schinella	5	2012-15
10. Jessica van der Linden	4	2001-04
Marla Looper	4	1993-94

FIELDING RECORDS

ASSISTS

1. Tami Post	591	1996-99
2. Jesse McGregor	523	1996-99
3. Jessie Warren	515	2015-18
4. Shannan Mitchem	451	1989-92
5. Brandi Stuart	444	2000-03
6. Veronica Wootson	422	2004-07
7. Maddie O'Brien	405	2012-15
8. Penny Siqueiros	403	1989-92
9. Tiffani Brown	391	2010-14
10. Laurie Shepard	387	1992-95

PUTOUTS

1. Lori Crouse	1260	1986-89
2. Wendy Braye	1209	1994-97
3. Brittany Osmon	1203	2005-08
4. Julie Rice	1169	1988-91
5. Corrie Williams	1149	1996-99
6. Alex Powers	1124	2014-17
7. Beth Wade	1117	2001-04
8. Heather Feltman	1013	1993-95
9. Victoria East	901	2013-16
10. Celeste Gomez	900	2011-14



10 WCWS APPEARANCES • 16 ACC CHAMPIONSHIPS • 31 NCAA APPEARANCES

SINGLE SEASON TOP 10

BATTING RECORDS

AT BATS

1.	Natasha Jacob	252	2006
2.	Veronica Wootson	248	2004
3.	Serita Brooks	242	2000
4.	Susan Buttery	240	1991
5.	Brandi Stuart	233	2000
6.	Kristy Hull	232	1995
7.	Shamalene Wilson	229	1996
8.	Danielle Cox	227	1999
	Cindy Lawton	227	1995
10.	Whitney Buckmon	222	2006

BATTING AVERAGE

1.	Danielle Cox	.432	1999
2.	Maddie O'Brien	.424	2014
3.	Jessie Warren	.413	2017
4.	Jessica van der Linden	.412	2003
5.	Morgan Klavevemann	.410	2017
6.	Jessie Warren	.404	2018
7.	Shamalene Wilson	.402	1996
8.	Jessica van der Linden	.401	2004
	Serita Brooks	.401	2000
10.	Alex Powers	.396	2016

RUNS

1.	Shamalene Wilson	72	1996
2.	Jessie Warren	71	2016
3.	Veronica Wootson	70	2004
4.	Morgan Klavevemann	69	2016
5.	Tiffani Brown	65	2014
	Courtney Senas	65	2014
7.	Brandi Stuart	63	2002
	Tiffany Daniels	63	1987
9.	Alex Powers	62	2016
	Maddie O'Brien	62	2014

HITS

1.	Serita Brooks	99	2000
2.	Danielle Cox	98	1999
3.	Natasha Jacob	94	2006
4.	Shamalene Wilson	91	1996
5.	Kristy Hull	87	1995
	Cindy Lawton	87	1995
7.	Susan Buttery	84	1991
8.	Veronica Wootson	83	2004
9.	Myssi Calkins	82	1997
10.	Sydney Sherrill	81	2018
	Brandi Stuart	81	2002
	Shamalene Wilson	81	1994

DOUBLES

1.	Sydney Sherrill	29	2018
2.	Alex Powers	19	2017
	Yuruby Alicart	19	2006
4.	Carly Wynn	18	2010
5.	Maddie O'Brien	17	2014
	Yuruby Alicart	17	2007
7.	Alex Powers	16	2016
	Victoria East	16	2013
	Cindy Lawton	16	1995
10.	Shayla Jackson	15	2011

TRIPLES

1.	Tiffany Daniels	11	1987
	Shamalene Wilson	11	1995
3.	Veronica Wootson	9	2006
	Susan Buttery	9	1991
	Lisa Davidson	9	1993
	Shamalene Wilson	9	1994
7.	Carly Wynn	8	2010
	Serita Brooks	8	1996
9.	Veronica Wootson	7	2004
	Brandi Stuart	7	2002
	Shamalene Wilson	7	1996
	Lisa Donaldson	7	1991

HOME RUNS

1.	Maddie O'Brien	24	2014
2.	Jessie Warren	23	2017
3.	Jessie Warren	21	2018
4.	Jessie Warren	20	2016
5.	Jessie Warren	19	2015
6.	Alex Powers	16	2016
7.	Courtney Senas	15	2014
8.	Courtney Senas	14	2013
	Yuruby Alicart	14	2007
10.	Kelly Hensley	13	2013

RBI

1.	Maddie O'Brien	83	2014
2.	Jessie Warren	78	2016
3.	Jessie Warren	70	2018
4.	Jessie Warren	68	2017
5.	Alex Powers	63	2016
6.	Sydney Sherrill	58	2018
7.	Jessie Warren	57	2015
	Courtney Senas	57	2014
9.	Yuruby Alicart	56	2007
10.	Jessica van der Linden	55	2004

STOLEN BASES

1.	Danielle Cox	73	1999
2.	Shamalene Wilson	69	1996
3.	Myssi Calkins	61	1997
4.	Serita Brooks	55	2001
5.	Brandi Stuart	54	2002
	Myssi Calkins	54	1996
7.	Morgan Klavevemann	53	2016
8.	Myssi Calkins	44	1994
9.	Tiffani Brown	43	2012
10.	Serita Brooks	42	2000
	Brandi Stuart	42	2000

WALKS

1.	Maddie O'Brien	73	2015
2.	Alex Powers	56	2015
3.	Maddie O'Brien	56	2014
4.	Carsyn Gordon	54	2018
5.	Erika Leonard	52	2012
6.	Morgan Klavevemann	51	2016
7.	Brandi Stuart	49	2002
8.	Jessica van der Linden	46	2003
9.	Cali Harrod	44	2018
10.	Courtney Senas	43	2014

SLUGGING PERCENTAGE

1.	Maddie O'Brien	.942	2014
2.	Jessie Warren	.922	2017
3.	Jessie Warren	.836	2018
4.	Jessie Warren	.765	2016
5.	Jessie Warren	.761	2015
6.	Alex Powers	.721	2016
7.	Sydney Sherrill	.676	2018
8.	Tiffany Daniels	.673	1987
9.	Courtney Senas	.667	2014
10.	Brandi Stuart	.647	2002

PITCHING RECORDS

APPEARANCES

1.	Leslie Malerich	58	2000
2.	Tiffany McDonald	57	2006
3.	Leslie Malerich	55	2002
4.	Lacey Waldrop	48	2014
	Kristy Fuentes	48	1997
6.	Meghan King	47	2016
	Lacey Waldrop	47	2013
	Casey Hunter	47	2005
9.	Sarah Hamilton	45	2011
	Sarah Hamilton	45	2010

INNINGS PITCHED

1.	Tiffany McDonald	329.1	2006
2.	Leslie Malerich	323.0	2000
3.	Leslie Malerich	315.1	2002
4.	Kristy Fuentes	310.0	1997
5.	Toni Gutierrez	285.1	1992
6.	Christy Larsen	275.0	1991
7.	Casey Hunter	268.1	2005
8.	Lacey Waldrop	266.1	2014
9.	Renee Espinoza	253.0	1996
10.	Jessica van der Linden	246.1	2004

WINS

1.	Lacey Waldrop	38	2014
2.	Leslie Malerich	35	2002
	Leslie Malerich	35	2000
	Toni Gutierrez	35	1992
5.	Casey Hunter	33	2004
6.	Kristy Fuentes	32	1997
7.	Kylee Hanson	30	2018
	Tiffany McDonald	30	2006
	Renee Espinoza	30	1996
10.	Jessica Burroughs	29	2016
	Jessica van der Linden	29	2004

STRIKEOUTS

1.	Jessica van der Linden	378	2004
2.	Casey Hunter	338	2005
3.	Sarah Hamilton	326	2010
4.	Tiffany McDonald	312	2006
5.	Sarah Hamilton	311	2009
6.	Christy Larsen	307	1991
7.	Sarah Hamilton	289	2011
8.	Toni Gutierrez	295	1992
9.	Lacey Waldrop	287	2014
10.	Casey Hunter	277	2004

EARNED RUN AVERAGE

(MINIMUM 100 INNINGS PITCHED)

1.	Julie Larsen	0.29	1985
2.	Christy Larsen	0.35	1990
3.	Julie Larsen	0.37	1986
4.	Marla Looper	0.42	1993
5.	Toni Gutierrez	0.46	1993
	Tina Kyler	0.46	1985
7.	Toni Gutierrez	0.47	1992
8.	Rebecca Aase	0.51	1993
	Debbie DeJohn	0.51	1987
10.	Debbie DeJohn	0.53	1989
	Shelly Berube	0.53	1985

SHUTOUTS

1.	Toni Gutierrez	23	1992
2.	Jessica van der Linden	20	2004
	Julie Larsen	20	1986
4.	Leslie Malerich	16	2000
	Julie Larsen	16	1987
6.	Rene Espinoza	15	1995
	Christy Larsen	15	1990
8.	Casey Hunter	14	2004
	Toni Gutierrez	14	1991
	Debbie DeJohn	14	1990
	Tina Kyler	14	1985

SAVES

1.	Jessica Burroughs	4	2017
	Jessica Nori	4	2014
	Jessica Nori	4	2012
	Bailey Schinella	4	2012
	Tiffany McDonald	4	2006
	Leslie Malerich	4	2002
	Marla Looper	4	1994
8.	Meghan King	3	2018
	Meghan King	3	2017
	Jessica Burroughs	3	2015
	Sarah Hamilton	3	2010
	Tiffany McDonald	3	2007
	Casey Hunter	3	2005
	Niki Zenger	3	1995

FIELDING RECORDS

ASSISTS

1.	Cindy Lawton	189	1995
2.	Natalie Bennett	173	2000
3.	Tami Post	171	1998
4.	Shannan Mitchem	165	1992
5.	Natalie Bennett	156	2001
6.	Jesse McGregor	153	1998
7.	Jessie Warren	150	2016
8.	Veronica Wootson	149	2007
9.	Jessie Warren	147	2017
	Shannan Mitchem	147	1991

PUTOUTS

1.	Kaleigh Rafter	540	2009
2.	Becky Wallace	498	2000
3.	Jen Lapicki	489	2010
4.	Heather Feltmann	480	1994
5.	Heather Feltmann	463	1995
6.	Leslie Adams	443	1992
7.	Carsyn Gordon	431	2018
8.	Alex Powers	421	2016
9.	Victoria East	418	2013
10.	Robyn Gauger	409	2001



YEARLY LEADERS

YEARLY OFFENSIVE LEADERS (SINCE 1984)

BATTING AVERAGE

1984	Greta Bahn.....	.331
1985	Greta Bahn.....	.274
1986	Carolyn Fiero.....	.352
1987	Tiffany Daniels.....	.391
1988	Tiffany Daniels.....	.340
1989	Tiffany Daniels.....	.350
1990	Penny Siqueiros.....	.313
	Leslie Barton.....	.313
1991	Penny Siqueiros.....	.329
1992	Penny Siqueiros.....	.381
1993	Susan Buttery.....	.377
1994	Shamalene Wilson.....	.380
1995	Cindy Lawton.....	.383
1996	Shamalene Wilson.....	.402
1997	Myssi Calkins.....	.374
1998	Dana Bailey.....	.342
1999	Danielle Cox.....	.432
2000	Serita Brooks.....	.401
2001	Brandi Stuart.....	.361
2002	Brandi Stuart.....	.391
2003	Jessica van der Linden.....	.412
2004	Jessica van der Linden.....	.401
2005	Natasha Jacob.....	.359
2006	Natasha Jacob.....	.373
2007	Veronica Wootson.....	.349
2008	Carly Wynn.....	.368
2009	Carly Wynn.....	.337
2010	Carly Wynn.....	.378
2011	Jen Lapicki.....	.343
2012	Shayla Jackson.....	.304
2013	Morgan Bullock.....	.346
2014	Maddie O'Brien.....	.424
2015	Morgan Klavevemann.....	.393
2016	Alex Powers.....	.396
2017	Jessie Warren.....	.413
2018	Jessie Warren.....	.404

RUNS

1984	Greta Bahn.....	36
1985	Greta Bahn.....	35
1986	Barbara Gillespie.....	24
1987	Tiffany Daniels.....	63
1988	Tiffany Daniels.....	39
1989	Tiffany Daniels.....	35
1990	Christy Larsen.....	30
1991	Susan Buttery.....	43
1992	Susan Buttery.....	59
1993	Susan Buttery.....	58
1994	Shamalene Wilson.....	55
1995	Shamalene Wilson.....	55
1996	Shamalene Wilson.....	72
1997	Myssi Calkins.....	55
1998	Kristy Hull.....	42
1999	Danielle Cox.....	52
2000	Serita Brooks.....	54
2001	Serita Brooks.....	58
2002	Brandi Stuart.....	63
2003	Brandi Stuart.....	41
2004	Veronica Wootson.....	70
2005	Natasha Jacob.....	29
2006	Yuruby Alicart.....	51
2007	Veronica Wootson.....	61
2008	Carly Wynn.....	38
2009	Carly Wynn.....	43
2010	Carly Wynn.....	52
2011	Tiffani Brown.....	50
2012	Tiffani Brown.....	44
2013	Courtney Senas.....	58
2014	Tiffani Brown.....	65
	Courtney Senas.....	65
2015	Jessie Warren.....	53
2016	Jessie Warren.....	71
2017	Jessie Warren.....	61
2018	Carsyn Gordon.....	60

HITS

1984	Greta Bahn.....	39
1985	Greta Bahn.....	54
1986	Carolyn Fiero.....	42
1987	Tiffany Daniels.....	79
1988	Tiffany Daniels.....	55
1989	Tiffany Daniels.....	56
1990	Penny Siqueiros.....	56
1991	Penny Siqueiros.....	71
1992	Susan Buttery.....	84
1993	Susan Buttery.....	78
1994	Shamalene Wilson.....	81
1995	Cindy Lawton.....	87
	Kristy Hull.....	87

1986	Shamalene Wilson.....	92
1997	Myssi Calkins.....	82
1998	Dana Bailey.....	69
1999	Danielle Cox.....	98
2000	Serita Brooks.....	99
2001	Brandi Stuart.....	73
2002	Brandi Stuart.....	81
2003	Jessica van der Linden.....	63
2004	Veronica Wootson.....	83
2005	Natasha Jacob.....	71
2006	Natasha Jacob.....	94
2007	Veronica Wootson.....	76
2008	Whitney Buckmon.....	67
2009	Carly Wynn.....	68
2010	Carly Wynn.....	74
2011	Tiffani Brown.....	71
2012	Tiffani Brown.....	66
2013	Victoria East.....	66
2014	Maddie O'Brien.....	73
2015	Morgan Klavevemann.....	70
2016	Alex Powers.....	78
2017	Jessie Warren.....	74
2018	Sydney Sherrill.....	81

DOUBLES

1984	Teresa Collins.....	7
1985	Greta Bahn.....	4
1986	Carolyn Fiero.....	5
1987	Carolyn Fiero.....	6
1988	Christy Larsen.....	5
1989	Tiffany Daniels.....	8
1990	Christy Larsen.....	7
1991	Penny Siqueiros.....	7
1992	Leslie Barton.....	11
1993	Leslie Barton.....	8
	Lisa Davidson.....	8
	Lisa Davidson.....	10
	Shamalene Wilson.....	10
1995	Cindy Lawton.....	16
1996	Jesse McGregor.....	9
1997	Wendy Braye.....	11
1998	Corrie Williams.....	14
1999	Christy Cerecedas.....	12
2000	Teresa Edenfield.....	11
	Natalie Bennett.....	11
2001	Monique Marier.....	14
	Jessica van der Linden.....	14
2002	Jessica van der Linden.....	14
2003	Brandi Stuart.....	12
	Beth Wade.....	12
2004	Beth Wade.....	12
2005	Lesley Palmer.....	12
2006	Yuruby Alicart.....	19
2007	Yuruby Alicart.....	17
2008	Brittany Osmon.....	9
2009	Kaleigh Rafter.....	11
	Carly Wynn.....	11
2010	Carly Wynn.....	18
2011	Shayla Jackson.....	15
2012	Maddie O'Brien.....	11
2013	Victoria East.....	16
2014	Maddie O'Brien.....	17
2015	Alex Powers.....	13
2016	Alex Powers.....	16
2017	Alex Powers.....	19
2018	Sydney Sherrill.....	29

TRIPLES

1984	Greta Bahn.....	6
1985	Laurie Holler.....	9
1986	Carolyn Fiero.....	5
1987	Tiffany Daniels.....	11
1988	Tiffany Daniels.....	6
1989	Christy Larsen.....	4
1990	Leslie Barton.....	3
	Toni Gutierrez.....	3
	Julie Rice.....	3
1991	Penny Siqueiros.....	5
1992	Susan Buttery.....	9
1993	Lisa Davidson.....	9
1994	Shamalene Wilson.....	9
1995	Shamalene Wilson.....	11
1996	Shamalene Wilson.....	7
1997	Misty Molin.....	4
1998	Danielle Cox.....	4
1999	Christy Cerecedas.....	5
	Kimmy Carter.....	5
2000	Serita Brooks.....	8
2001	Serita Brooks.....	5
2002	Brandi Stuart.....	7
2003	Elisa Vasquez.....	4
	Jessica van der Linden.....	4
2004	Veronica Wootson.....	7

2005	Natasha Jacob.....	5
2006	Veronica Wootson.....	9
2007	Brittany Osmon.....	4
	Veronica Wootson.....	4
2008	Ashley Stager.....	3
2009	Carly Wynn.....	5
2010	Carly Wynn.....	8
2011	Tiffani Brown.....	6
2012	Shayla Jackson.....	5
2013	Courtney Senas.....	5
2014	Tiffani Brown.....	5
2015	Morgan Klavevemann.....	3
	Jessie Warren.....	3
	Alex Kossoff.....	3
2016	Ellie Cooper.....	5
2017	Carsyn Gordon.....	5
	Cali Harrod.....	5
2018	Carsyn Gordon.....	4
	Cali Harrod.....	4

HOME RUNS

1984	Teresa Collins.....	7
1985	Wendy Rogers.....	5
1986	Carolyn Fiero.....	6
1987	Tiffany Daniels.....	10
1988	Tiffany Daniels.....	6
1989	Tiffany Daniels.....	6
1990	Leslie Barton.....	5
1991	Susan Buttery.....	3
1992	Lisa Davidson.....	6
1993	Leslie Barton.....	5
1994	Lisa Davidson.....	7
1995	Shamalene Wilson.....	5
1996	Shamalene Wilson.....	3
1997	Wendy Braye.....	4
1998	Corrie Williams.....	3
1999	Danielle Cox.....	2
2000	Teresa Edenfield.....	4
2001	Monique Marier.....	6
2002	Brandi Stuart.....	10
2003	Brandi Stuart.....	8
2004	Beth Wade.....	8
2005	Tatiana George.....	7
2006	Teresa Edenfield.....	12
2007	Yuruby Alicart.....	14
2008	Brittany Osmon.....	7
2009	Kaleigh Rafter.....	11
2010	Tory Haddad.....	7
2011	Ashley Stager.....	10
2012	Briana Hamilton.....	12
2013	Courtney Senas.....	14
2014	Maddie O'Brien.....	24
2015	Jessie Warren.....	19
2016	Jessie Warren.....	20
2017	Jessie Warren.....	23
2018	Jessie Warren.....	21

SLUGGING PERCENTAGE

1984	Teresa Collins.....	.628
1985	Laurie Holler.....	.368
1986	Carolyn Fiero.....	.630
1987	Tiffany Daniels.....	.688
1988	Tiffany Daniels.....	.543
1989	Tiffany Daniels.....	.550
1990	Penny Siqueiros.....	.397
1991	Penny Siqueiros.....	.426
1992	Lisa Davidson.....	.527
1993	Lisa Davidson.....	.560
1994	Shamalene Wilson.....	.582
1995	Shamalene Wilson.....	.530
1996	Shamalene Wilson.....	.524
1997	Wendy Braye.....	.476
1998	Corrie Williams.....	.460
1999	Danielle Cox.....	.493
2000	Serita Brooks.....	.510
2001	Monique Marier.....	.543
2002	Brandi Stuart.....	.647
2003	Brandi Stuart.....	.577
2004	Jessica van der Linden.....	.553
2005	Natasha Jacob.....	.434
2006	Yuruby Alicart.....	.621
2007	Yuruby Alicart.....	.623
2008	Carly Wynn.....	.500
2009	Kaleigh Rafter.....	.585
2010	Carly Wynn.....	.643
2011	Jen Lapicki.....	.509
2012	Briana Hamilton.....	.527
2013	Courtney Senas.....	.646
2014	Maddie O'Brien.....	.942
2015	Jessie Warren.....	.761
2016	Jessie Warren.....	.765
2017	Jessie Warren.....	.922
2018	Jessie Warren.....	.836

RUNS BATTED IN

1984	Greta Bahn.....	25
	Teresa Collins.....	25
1985	Wendy Rogers.....	31
1986	Carolyn Fiero.....	25
1987	Tiffany Daniels.....	41
1988	Lori Crouse.....	33
1989	Tiffany Daniels.....	28
1990	Penny Siqueiros.....	23
1991	Penny Siqueiros.....	31
1992	Penny Siqueiros.....	49
1993	Leslie Barton.....	47
1994	Shamalene Wilson.....	36
1995	Cindy Lawton.....	46
1996	Shamalene Wilson.....	45
1997	Misty Molin.....	38
1998	Corrie Williams.....	40
1999	Kimmy Carter.....	21
2000	Teresa Edenfield.....	46
2001	Monique Marier.....	41
2002	Kimmy Carter.....	53
2003	Elisa Vasquez.....	46
2004	Jessica van der Linden.....	55
2005	Tatiana George.....	25
2006	Yuruby Alicart.....	54
2007	Yuruby Alicart.....	56
2008	Brittany Osmon.....	46
2009	Kaleigh Rafter.....	42
2010	Jen Lapicki.....	41
2011	Jen Lapicki.....	35
2012	Maddie O'Brien.....	43
2013	Kelly Hensley.....	54
2014	Maddie O'Brien.....	83
2015	Jessie Warren.....	57
2016	Jessie Warren.....	78
2017	Jessie Warren.....	68
2018	Jessie Warren.....	70

STOLEN BASES

1984	Sunnie O'Neal.....	11
1985	Greta Bahn.....	15
	Barbara Gillespie.....	15
1986	Greta Bahn.....	20
1987	Tiffany Daniels.....	23
1988	Christy Larsen.....	12
1989	Tiffany Daniels.....	25
1990	Jodie Bullock.....	7
1991	Tina Getherall.....	11
1992	Leslie Barton.....	35
1993	Shamalene Wilson.....	25
1994	Myssi Calkins.....	44
1995	Shamalene Wilson.....	39
1996	Shamalene Wilson.....	69
1997	Myssi Calkins.....	61
1998	Dana Bailey.....	27
1999	Danielle Cox.....	73
2000	Serita Brooks.....	42
	Brandi Stuart.....	42
2001	Serita Brooks.....	55
2002	Brandi Stuart.....	54
2003	Brandi Stuart.....	36
2004	Natasha Jacob.....	18
2005	Natasha Jacob.....	14
2006	Natasha Jacob.....	25
2007	Veronica Wootson.....	35
2008	Whitney Buckmon.....	28
2009	Carly Wynn.....	21
2010	Carly Wynn.....	25
2011	Tiffani Brown.....	24
2012	Tiffani Brown.....	43
2013	Courtney Senas.....	16
2014	Tiffani Brown.....	25
2015	Morgan Klavevemann.....	20
2016	Morgan Klavevemann.....	53
2017	Morgan Klavevemann.....	36
2018	Cali Harrod.....	33

WALKS

1984	Greta Bahn.....	21
1985	Greta Bahn.....	25
1986	Laurie Holler.....	24
1987	Tiffany Daniels.....	39
1988	Tiffany Daniels.....	26
1989	Tiffany Daniels.....	24
1990	Jodie Bullock.....	17
1991	Susan Buttery.....	23
1992	Leslie Barton.....	29
1993	Lisa Davidson.....	28
1994	Jen Olow.....	23
1995	Wendy Braye.....	22
1996	Kristy Hull.....	20
1997	Windy Weltz.....	30



YEARLY LEADERS

1998	Christy Cerecedas.....	30
1999	Christy Cerecedas.....	24
	Corrie Williams.....	24
2000	Kimmy Carter.....	29
2001	Serita Brooks.....	32
2002	Brandi Stuart.....	49
2003	Jessica van der Linden.....	46
2004	Jessica van der Linden.....	42
2005	Lesley Palmer.....	23
2006	Carly Brieske.....	20
2007	Veronica Wootson.....	26
2008	Ashley Stager.....	29
2009	Carly Wynn.....	25
	Ashley Stager.....	25
2010	Carly Wynn.....	42
2011	Ashley Stager.....	24
2012	Erika Leonard.....	52
2013	Maddie O'Brien.....	38
2014	Maddie O'Brien.....	56
2015	Maddie O'Brien.....	73
2016	Morgan Klavevemann.....	51
2017	Alex Powers.....	36
2018	Carsyn Gordon.....	54

SACRIFICE HITS

1984	Tina Kyler.....	11
1985	Tina Kyler.....	17
1986	Karyn Palgut.....	13
1987	Lynn Steele.....	18
1988	Kari Keith.....	14
1989	Kelly Flaczinski.....	17
1990	Shannan Mitchem.....	18
1991	Kelly Flaczinski.....	15
	Tina Getherall.....	15
1992	Shannan Mitchem.....	25
1993	Shamalene Wilson.....	17
1994	Myssi Calkins.....	21
1995	Windy Weltz.....	16
1996	Kristy Hull.....	18
1997	Windy Weltz.....	25
1998	Kristy Hull.....	21
1999	Jesse McGregor.....	23
2000	Natalie Bennett.....	21
2001	Kimmy Carter.....	19
2002	Kimmy Carter.....	15
2003	Tatiana George.....	24
2004	Natasha Jacob.....	18
2005	Kim Hoffer.....	16
2006	Whitney Buckmon.....	18
2007	Robin Ahrberg.....	14
2008	Whitney Buckmon.....	8
2009	Monica Montez.....	8
	Shayla Jackson.....	8
2010	Ashley Stager.....	6
2011	Morgan Bullock.....	4
	Courtney Senas.....	4
2012	Morgan Bullock.....	4
2013	Morgan Bullock.....	7
2014	Maddie O'Brien.....	5
2015	Macey Cheatham.....	10
2016	Ellie Cooper.....	16
2017	Ellie Cooper.....	12
2018	Anna Shelnut.....	9

YEARLY PITCHING LEADERS (SINCE 1984)

APPEARANCES

1984	Tina Kyler.....	23
1985	Tina Kyler.....	26
1986	Julie Larsen.....	33
1987	Julie Larsen.....	37
1988	Julie Larsen.....	24
1989	Debbie DeJohn.....	32
1990	Debbie DeJohn.....	35
1991	Christy Larsen.....	43
1992	Toni Gutierrez.....	44
1993	Marla Looper.....	25
1994	Marla Looper.....	36
1995	Renee Espinoza.....	39
1996	Renee Espinoza.....	40
1997	Kristy Fuentes.....	48
1998	Stacy Venable.....	36
1999	Jennifer White-Cody.....	37
2000	Leslie Malerich.....	58
2001	Leslie Malerich.....	34
	Jennifer White-Cody.....	34
2002	Leslie Malerich.....	55
2003	Casey Hunter.....	38
2004	Jessica van der Linden.....	42
2005	Casey Hunter.....	47
2006	Tiffany McDonald.....	57
2007	Tiffany McDonald.....	42

2008	Tiffany McDonald.....	32
2009	Sarah Hamilton.....	42
2010	Sarah Hamilton.....	45
2011	Sarah Hamilton.....	45
2012	Monica Perry.....	35
2013	Lacey Waldrop.....	47
2014	Lacey Waldrop.....	48
2015	Lacey Waldrop.....	41
2016	Meghan King.....	47
2017	Jessica Burroughs.....	44
2018	Meghan King.....	42

INNINGS PITCHED

1984	Tina Kyler.....	157
1985	Tina Kyler.....	182
1986	Julie Larsen.....	225
1987	Julie Larsen.....	237
1988	Julie Larsen.....	174
1989	Debbie DeJohn.....	223
1990	Debbie DeJohn.....	225
1991	Christy Larsen.....	275
1992	Toni Gutierrez.....	285
1993	Marla Looper.....	165.2
1994	Marla Looper.....	191.1
1995	Renee Espinoza.....	221.1
1996	Renee Espinoza.....	253.0
1997	Kristy Fuentes.....	310.0
1998	Jennifer White-Cody.....	215.1
1999	Jennifer White-Cody.....	214.2
2000	Leslie Malerich.....	323.0
2001	Leslie Malerich.....	205.1
2002	Leslie Malerich.....	315.1
2003	Casey Hunter.....	200.2
2004	Jessica van der Linden.....	246.1
2005	Casey Hunter.....	268.1
2006	Tiffany McDonald.....	329.1
2007	Tiffany McDonald.....	211.0
2008	Tiffany McDonald.....	199.1
2009	Sarah Hamilton.....	201.2
2010	Sarah Hamilton.....	214.1
2011	Sarah Hamilton.....	231.0
2012	Monica Perry.....	191.0
2013	Lacey Waldrop.....	219.1
2014	Lacey Waldrop.....	266.1
2015	Lacey Waldrop.....	211.1
2016	Jessica Burroughs.....	203.0
2017	Jessica Burroughs.....	195.0
2018	Kylee Hanson.....	204.2

WINS

1984	Shelley Berube.....	18
1985	Julie Larsen.....	18
1986	Julie Larsen.....	25
1987	Julie Larsen.....	25
	Debbie DeJohn.....	15
1988	Debbie DeJohn.....	28
1989	Debbie DeJohn.....	22
1990	Debbie DeJohn.....	25
1991	Christy Larsen.....	33
1992	Toni Gutierrez.....	35
1993	Marla Looper.....	20
1994	Marla Looper.....	21
1995	Renee Espinoza.....	26
1996	Renee Espinoza.....	30
1997	Kristy Fuentes.....	32
1998	Jennifer White-Cody.....	26
1999	Jennifer White-Cody.....	16
2000	Leslie Malerich.....	35
2001	Leslie Malerich.....	26
2002	Leslie Malerich.....	35
2003	Casey Hunter.....	27
2004	Casey Hunter.....	33
2005	Casey Hunter.....	21
2006	Tiffany McDonald.....	30
2007	Tiffany McDonald.....	17
2008	Tiffany McDonald.....	18
2009	Terese Gober.....	24
2010	Sarah Hamilton.....	22
2011	Sarah Hamilton.....	19
2012	Monica Perry.....	22
2013	Lacey Waldrop.....	24
2014	Lacey Waldrop.....	38
2015	Lacey Waldrop.....	28
2016	Jessica Burroughs.....	29
2017	Jessica Burroughs.....	27
	Meghan King.....	30
2018	Kylee Hanson.....	27

STRIKEOUTS

1984	Tina Kyler.....	248
1985	Tina Kyler.....	209
1986	Julie Larsen.....	271
1987	Julie Larsen.....	224

1988	Julie Larsen.....	164
1989	Christy Larsen.....	166
1990	Christy Larsen.....	201
1991	Christy Larsen.....	307
1992	Toni Gutierrez.....	295
1993	Marla Looper.....	143
1994	Marla Looper.....	167
1995	Renee Espinoza.....	212
1996	Renee Espinoza.....	220
1997	Kristy Fuentes.....	240
1998	Jennifer White-Cody.....	123
1999	Jennifer White-Cody.....	164
2000	Leslie Malerich.....	243
2001	Leslie Malerich.....	160
2002	Leslie Malerich.....	255
2003	Casey Hunter.....	246
2004	Jessica van der Linden.....	387
2005	Casey Hunter.....	338
2006	Tiffany McDonald.....	312
2007	Tiffany McDonald.....	235
2008	Tiffany McDonald.....	244
2009	Sarah Hamilton.....	311
2010	Sarah Hamilton.....	326
2011	Sarah Hamilton.....	289
2012	Monica Perry.....	199
2013	Lacey Waldrop.....	259
2014	Lacey Waldrop.....	287
2015	Lacey Waldrop.....	232
2016	Jessica Burroughs.....	235
2017	Jessica Burroughs.....	266
2018	Kylee Hanson.....	241

EARNED RUN AVERAGE

1984	Shelley Berube.....	0.22
1985	Julie Larsen.....	0.29
1986	Julie Larsen.....	0.37
1987	Debbie DeJohn.....	0.51
1988	Christy Larsen.....	0.90
1989	Debbie DeJohn.....	0.53
1990	Toni Gutierrez.....	0.14
1991	Toni Gutierrez.....	0.59
1992	Toni Gutierrez.....	0.47
1993	Marla Looper.....	0.42
1994	Marla Looper.....	1.10
1995	Renee Espinoza.....	1.33
1996	Renee Espinoza.....	0.83
1997	Kristy Fuentes.....	1.15
1998	Jennifer White-Cody.....	1.37
1999	Stacy Venable.....	1.04
2000	Leslie Malerich.....	1.21
2001	Jennifer White-Cody.....	0.63
2002	Leslie Malerich.....	1.38
2003	Casey Hunter.....	0.67
2004	Jessica van der Linden.....	0.60
2005	Casey Hunter.....	1.70
2006	Tiffany McDonald.....	2.27
2007	Melissa May.....	1.82
2008	Sarah Hamilton.....	1.46
2009	Sarah Hamilton.....	0.83
2010	Sarah Hamilton.....	1.50
2011	Sarah Hamilton.....	2.09
2012	Lacey Waldrop.....	1.33
2013	Lacey Waldrop.....	1.53
2014	Lacey Waldrop.....	1.13
2015	Lacey Waldrop.....	1.52
2016	Jessica Burroughs.....	1.86
2017	Jessica Burroughs.....	1.22
2018	Meghan King.....	1.17

WALKS ALLOWED

1984	Shelley Berube.....	16
1985	Julie Larsen.....	30
1986	Roxanne Hantelmann.....	18
1987	Debbie DeJohn.....	56
1988	Debbie DeJohn.....	32
1989	Debbie DeJohn.....	35
1990	Christy Larsen.....	22
1991	Toni Gutierrez.....	38
1992	Toni Gutierrez.....	54
1993	Toni Gutierrez.....	28
1994	Marla Looper.....	39
1995	Kristy Fuentes.....	71
1996	Niki Zenger.....	47
1997	Kristy Fuentes.....	83
1998	Stacy Venable.....	65
1999	Jennifer White-Cody.....	51
2000	Leslie Malerich.....	72
2001	Jennifer White-Cody.....	40
2002	Jessica van der Linden.....	69
2003	Jessica van der Linden.....	48
2004	Jessica van der Linden.....	51
2005	Tiffany McDonald.....	99
2006	Melissa May.....	33

2007	Melissa May.....	31
2008	Terese Gober.....	61
2009	Sarah Hamilton.....	43
2010	Terese Gober.....	50
2011	Jessica Nori.....	21
2012	Lacey Waldrop.....	36
2013	Monica Perry.....	35
2014	Jessica Burroughs.....	45
2015	Jessica Burroughs.....	69
2016	Meghan King.....	46
2017	Jessica Burroughs.....	31
2018	Meghan King.....	54

HITS ALLOWED

1984	Shelley Berube.....	33
1985	Tina Kyler.....	63
1986	Roxanne Hantelmann.....	65
1987	Julie Larsen.....	114
	Debbie DeJohn.....	114
1988	Christy Larsen.....	54
1989	Christy Larsen.....	83
1990	Christy Larsen.....	57
1991	Toni Gutierrez.....	87
1992	Rebecca Aase.....	96
1993	Rebecca Aase.....	66
1994	Rebecca Aase.....	108
1995	Renee Espinoza.....	142
1996	Niki Zenger.....	124
1997	Kristy Fuentes.....	214
1998	Stacy Venable.....	179
1999	Jennifer White-Cody.....	177
2000	Leslie Malerich.....	222
2001	Leslie Malerich.....	119
2002	Jessica van der Linden.....	128
2003	Jessica van der Linden.....	93
2004	Jessica van der Linden.....	106
2005	Tiffany McDonald.....	134
2006	Melissa May.....	89
2007	Terese Gober.....	81
2008	Tiffany McDonald.....	146
2009	Terese Gober.....	123
2010	Terese Gober.....	141
2011	Sarah Hamilton.....	160
2012	Lacey Waldrop.....	107
2013	Monica Perry.....	119
2014	Jessica Burroughs.....	83
2015	Jessica Burroughs.....	115
2016	Jessica Burroughs.....	122
2017	Jessica Burroughs.....	109
2018	Meghan King.....	133

RUNS ALLOWED

1984	Shelley Berube.....	10
1985	Julie Larsen.....	10
1986	Roxanne Hantelmann.....	17
1987	Julie Larsen.....	41
	Debbie DeJohn.....	41
1988	Christy Larsen.....	25
1989	Debbie DeJohn.....	33
1990	Christy Larsen.....	17
1991	Toni Gutierrez.....	22
1992	Rebecca Aase.....	31
1993	Rebecca Aase.....	36
	Toni Gutierrez.....	16
1994	Rebecca Aase.....	43
1995	Renee Espinoza.....	55
1996	Renee Espinoza.....	51
1997	Kristy Fuentes.....	67
1998	Stacy Venable.....	68
1999	Leslie Malerich.....	62
2000	Leslie Malerich.....	84
2001	Jennifer White-Cody.....	27
2002	Jessica van der Linden.....	65
2003	Casey Hunter.....	33
2004	Jessica van der Linden.....	29
2005	Tiffany McDonald.....	59
2006	Melissa May.....	48
2007	Terese Gober.....	47
2008	Terese Gober.....	90
2009	Sarah Hamilton.....	31
2010	Terese Gober.....	73
2011	Sarah Hamilton.....	89
2012	Lacey Waldrop.....	44
2013	Monica Perry.....	54
2014	Jessica Burroughs.....	40
2015	Lacey Waldrop.....	64
2016	Jessica Burroughs.....	64
2017	Jessica Burroughs.....	42
2018	Kylee Hanson.....	48



YEARLY TEAM STATISTICS

BATTING

Year	G	AVG	AB	R	H	2B	3B	HR	RBI	BB	SO	SB	E
1984	48	.244	1151	249	281	30	15	21	149	150	142	46	42
1985	64	.243	1617	277	393	20	21	14	197	171	181	61	51
1986	49	.246	1242	188	305	17	12	15	134	127	146	55	62
1987	64	.268	1668	307	447	34	28	19	235	169	147	49	97
1988	58	.250	1509	211	381	20	26	16	169	102	126	36	72
1989	53	.247	1377	176	340	30	16	17	138	106	91	41	48
1990	63	.238	1595	182	482	27	18	13	140	123	159	38	56
1991	74	.261	1959	272	511	41	26	8	191	136	186	52	59
1992	72	.315	1842	364	580	53	32	23	288	167	170	102	59
1993	61	.309	1656	319	512	43	32	20	250	153	206	97	45
1994	69	.274	1798	278	492	58	33	20	222	126	255	109	72
1995	73	.316	1985	355	628	67	29	10	275	142	163	97	82
1996	72	.280	1866	299	522	47	21	5	240	143	177	160	89
1997	64	.290	1708	265	495	53	16	6	209	161	154	102	69
1998	72	.280	1853	283	519	61	16	4	213	192	217	111	66
1999	65	.276	1751	250	484	71	19	7	198	146	247	147	76
2000	78	.269	2014	301	542	66	32	17	253	162	357	117	86
2001	70	.297	1804	321	235	93	23	21	280	168	302	102	74
2002	75	.266	1928	312	512	58	23	33	254	237	368	89	94
2003	79	.297	1506	292	447	63	14	22	236	237	226	99	52
2004	74	.288	1877	369	541	69	27	44	313	252	372	64	78
2005	63	.247	1585	208	392	66	17	27	171	162	372	51	90
2006	74	.294	1944	314	571	79	29	34	263	156	391	79	108
2007	69	.288	1783	337	514	91	18	49	296	203	339	86	82
2008	66	.262	1676	261	439	64	10	26	235	158	357	68	80
2009	60	.262	1583	252	415	55	8	31	210	164	300	82	51
2010	62	.297	1678	302	499	76	23	29	276	212	226	81	57
2011	60	.289	1619	286	468	63	14	40	238	137	268	88	69
2012	63	.264	1596	282	422	61	19	32	230	230	270	85	63
2013	63	.292	1618	346	473	75	21	60	316	227	290	67	60
2014	64	.304	1640	400	498	90	13	65	363	318	242	64	57
2015	63	.289	1593	337	461	70	18	51	300	300	258	52	67
2016	65	.323	1640	459	530	87	11	63	407	279	224	155	63
2017	64	.329	1646	424	541	94	24	71	377	262	260	108	56
2018	70	.289	1798	410	519	115	21	76	373	285	332	152	44



10 WCWS APPEARANCES • 16 ACC CHAMPIONSHIPS • 31 NCAA APPEARANCES

YEARLY TEAM STATISTICS

PITCHING

Year	W-L-T	SV	ERA	IP	H	R	ER	BB	SO	2B	3B	HR	AVG
1984	41-5-2	0	0.37	341.0	95	30	18	57	441	6	2	4	.091
1985	50-12-2	0	0.45	455.0	172	57	29	124	517	13	7	5	.125
1986	42-7	1	0.46	350.0	136	43	23	66	326	7	5	1	.127
1987	50-14	1	1.47	443.0	228	82	37	119	320	24	4	3	.150
1988	44-14	1	1.26	410.0	257	104	69	122	318	18	16	3	.177
1989	39-14	0	0.91	383.0	219	71	44	89	309	8	7	6	.168
1990	47-16	0	1.59	454.0	208	60	32	76	393	14	9	6	.136
1991	62-12	5	1.86	514.0	271	91	58	127	558	26	10	2	.162
1992	63-9	0	1.70	490.0	235	64	42	134	448	10	8	1	.141
1993	52-9	1	0.46	426.2	234	50	28	97	333	12	7	4	.159
1994	50-19	4	1.23	472.2	314	121	83	137	354	36	29	14	.187
1995	58-15	4	1.53	495.0	327	138	108	172	382	42	8	15	.199
1996	51-21	1	1.47	495.0	370	148	104	143	373	36	4	13	.204
1997	45-19	1	1.64	449.0	353	140	105	146	164	55	8	23	.203
1998	51-21	0	2.16	496.0	399	165	119	120	246	69	3	17	.214
1999	40-25-1	0	1.59	474.1	361	142	103	120	332	51	3	13	.212
2000	51-27	3	1.69	534.2	442	182	129	130	361	71	5	13	.216
2001	58-12	2	0.71	474.1	252	75	48	120	365	32	3	11	.156
2002	55-20	7	1.43	527.2	422	165	108	210	475	58	6	19	.206
2003	46-33	3	0.67	392.2	207	71	48	117	486	29	0	8	.155
2004	62-12	2	0.62	498.1	229	76	44	106	672	27	3	6	.131
2005	35-28	3	1.81	432.1	349	166	166	229	493	63	5	12	.218
2006	44-30	5	2.71	496.1	433	256	192	202	415	69	5	47	.230
2007	44-25	4	1.97	468.0	346	176	132	165	431	55	13	22	.204
2008	38-28	2	2.32	437.2	358	196	145	167	494	43	8	23	.218
2009	44-16	2	1.16	421.1	267	93	70	93	550	42	2	17	.243
2010	44-18	3	1.92	419.0	289	144	115	134	544	41	5	33	.189
2011	32-28	3	2.66	399.1	380	209	152	174	370	60	5	33	.246
2012	47-16	10	1.53	425.2	299	127	93	98	380	58	7	8	.192
2013	44-19	5	1.82	408.0	297	146	106	108	461	55	4	20	.194
2014	55-9	6	1.53	421.2	315	131	92	134	434	40	1	17	.200
2015	49-14	6	1.83	420.1	257	145	110	173	465	37	4	25	.170
2016	55-10	3	2.23	423.0	350	166	135	112	371	53	10	32	.218
2017	55-8-1	8	1.47	418.1	304	118	88	93	417	43	2	15	.198
2018	58-12	5	1.50	463.0	299	123	99	127	475	56	4	23	.182



ALL-TIME POSTSEASON RESULTS

1986 SOUTH REGIONAL

Ruston, Louisiana			
OPPONENT	FSU	OPP	W-L
Louisiana Tech	0	4	L
Louisiana Tech	0	1	L

1987 SOUTH REGIONAL

Tallahassee, Florida			
OPPONENT	FSU	OPP	W-L
Adelphi	1	0	W
Adelphi	3	1	W

1987 WOMEN'S COLLEGE WORLD SERIES

OPPONENT	FSU	OPP	W-L
Cal-State Fullerton	0	4	L
Central Michigan	0	1	L

1988 SOUTH REGIONAL

Ruston, Louisiana			
OPPONENT	FSU	OPP	W-L
Texas A&M	0	1	L
Louisiana Tech	1	6	L

1989 SOUTH REGIONAL

Tallahassee, Florida			
OPPONENT	FSU	OPP	W-L
South Carolina	1	2	L
Louisiana Tech	1	3	L

1990 SOUTH REGIONAL

Lafayette, Louisiana			
OPPONENT	FSU	OPP	W-L
Texas A&M	5	0	W
SW Louisiana	4	3	W
SW Louisiana	2	1	W

1990 WOMEN'S COLLEGE WORLD SERIES

OPPONENT	FSU	OPP	W-L
Fresno State	1	0	W
Oklahoma State	1	4	L
UNLV	4	1	W
UCLA	1	3	L

1991 SOUTH REGIONAL

Lafayette, Louisiana			
OPPONENT	FSU	OPP	W-L
SW Louisiana	1	0	W
Oklahoma State	2	0	W
Oklahoma State	4	3	W

1991 WOMEN'S COLLEGE WORLD SERIES

OPPONENT	FSU	OPP	W-L
UCLA	0	1	L
UNLV	1	0	W
Fresno State	0	3	L

1992 SOUTH REGIONAL

Lafayette, Louisiana			
OPPONENT	FSU	OPP	W-L
SW Louisiana	1	0	W
UNLV	4	0	W
SW Louisiana	1	0	W

1992 WOMEN'S COLLEGE WORLD SERIES

OPPONENT	FSU	OPP	W-L
California	0	3	L
UMass	2	4	L

1993 SOUTH REGIONAL

Tallahassee, Florida			
OPPONENT	FSU	OPP	W-L
Kansas	0	1	L
Iowa	5	3	W
Kansas	5	0	W
Kansas	2	1	W

1993 WOMEN'S COLLEGE WORLD SERIES

OPPONENT	FSU	OPP	W-L
Oklahoma State	2	5	L
Connecticut	1	2	L
National Finish - 7th			

1994 SOUTH REGIONAL

Stillwater, Oklahoma			
OPPONENT	FSU	OPP	W-L
Oklahoma	1	3	L
Providence	1	2	L
National Finish - 9th			

1995 WEST REGIONAL

Tucson, Arizona			
OPPONENT	FSU	OPP	W-L
Nebraska	1	6	L
Dhio	2	0	W
Nebraska	6	2	W
Arizona	0	15	L
National Finish - No. 11			

1996 SOUTH REGIONAL

Tallahassee, Florida			
OPPONENT	FSU	OPP	W-L
South Florida	3	1	W
Arizona	6	9	L
South Florida	6	0	W
Arizona	3	10	L
National Finish - No. 13			

1998 MIDWEST REGIONAL

Stillwater, Oklahoma			
OPPONENT	FSU	OPP	W-L
Oklahoma State	0	4	L
Stanford	0	1	L
National Finish - No. 17			

2000 WEST REGIONAL

Los Angeles, California			
OPPONENT	FSU	OPP	W-L
Long Beach State	2	0	W
Iowa	4	1	W
UCLA	1	6	L
Iowa	4	2	W
UCLA	1	7	L
National Finish - No. 17			

2001 TALLAHASSEE REGIONAL

Tallahassee, Florida			
OPPONENT	FSU	OPP	W-L
Bethune-Cookman	6	2	W
Florida	6	2	W
California	0	1	L
Florida Atlantic	2	0	W
California	2	1	W
California	2	3	L
National Finish - No. 15			

2002 TALLAHASSEE REGIONAL

Tallahassee, Florida			
OPPONENT	FSU	OPP	W-L
Auburn	2	1	W
Georgia Tech	0	7	L
Chattanooga	1	0	W
Georgia Tech	3	2	W
Georgia Tech	6	1	W

2002 WOMEN'S COLLEGE WORLD SERIES

OPPONENT	FSU	OPP	W-L
UCLA	2	1	W
California	0	1	L
Nebraska	4	3	W
Arizona	2	6	L
National Finish - No. 4			

2003 GAINESVILLE REGIONAL

Gainesville, Florida			
OPPONENT	FSU	OPP	W-L
Texas-Arlington	0	1	L
Oregon State	1	2	L
National Finish - No. 19			

2004 TALLAHASSEE REGIONAL

Tallahassee, Florida			
OPPONENT	FSU	OPP	W-L
Long Island	4	0	W
Cal State Northridge	1	0	W
Oregon	5	4	W
Oregon	0	1	L
Oregon	2	0	W

2004 WOMEN'S COLLEGE WORLD SERIES

OPPONENT	FSU	OPP	W-L
California	2	4	L
Washington	2	0	W
LSU	1	2	L
National Finish - No. 5			

2005 AUBURN REGIONAL

Auburn, Alabama			
OPPONENT	FSU	OPP	W-L
Auburn	5	0	W
Baylor	5	9	L
Auburn	2	0	W
Baylor	3	5	L

2006 ATHENS REGIONAL

Athens, Georgia			
OPPONENT	FSU	OPP	W-L
Coastal Carolina	7	2	W
Georgia	3	2	W
Georgia	1	3	L
Georgia	2	0	W

2006 NCAA SUPER REGIONAL

Tempe, Arizona			
OPPONENT	FSU	OPP	W-L
Arizona State	1	6	L
Arizona State	1	5	L
National Finish - No. 25			

2007 TUSCALOOSA REGIONAL

Tuscaloosa, Alabama			
OPPONENT	FSU	OPP	W-L
California	6	13	L
Alabama	3	6	L

2008 TUSCALOOSA REGIONAL

Tuscaloosa, Alabama			
OPPONENT	FSU	OPP	W-L
Jacksonville State	3	4	L
Chattanooga	5	3	W
Jacksonville State	1	10	L

2009 TALLAHASSEE REGIONAL

Tallahassee, Florida			
OPPONENT	FSU	OPP	W-L
Oklahoma State	0	1	L
Mississippi State	5	0	W
Oklahoma State	0	1	L
National Finish - No. 22			

2010 ATHENS REGIONAL

Athens, Georgia			
OPPONENT	FSU	OPP	W-L
Radford	10	1	W
Georgia	2	5	L
Radford	2	3	L

2011 ATHENS REGIONAL

Athens, Georgia			
OPPONENT	FSU	OPP	W-L
UAB	0	2	L
Georgia State	6	1	W
UAB	13	1	W
Georgia	2	10	L

2012 LOS ANGELES REGIONAL

Los Angeles, California			
OPPONENT	FSU	OPP	W-L
San Diego State	0	1	L
UCLA	2	1	W
San Diego State	0	1	L

2013 MOBILE REGIONAL

Mobile, Alabama			
OPPONENT	FSU	OPP	W-L
Mississippi State	5	2	W
South Alabama	2	1	W
South Alabama	0	3	L
South Alabama	7	6	W

2013 NCAA SUPER REGIONAL

Austin, Texas			
OPPONENT	FSU	OPP	W-L
Texas	2	3	L
Texas	0	4	L
National Finish - No. 15			

2014 TALLAHASSEE REGIONAL

Tallahassee, Florida			
OPPONENT	FSU	OPP	W-L
Fordham	6	1	W
USF	2	0	W
USF	2	1	W

2014 NCAA SUPER REGIONAL

Tallahassee, Florida			
OPPONENT	FSU	OPP	W-L
Michigan	3	17	L
Michigan	6	0	W
Michigan	4	2	W

2014 WOMEN'S COLLEGE WORLD SERIES

Oklahoma City, Oklahoma			
OPPONENT	FSU	OPP	W-L
Oregon	0	3	L
Baylor	2	7	L
National Finish - No. 7			

2015 TALLAHASSEE REGIONAL

Tallahassee, Florida			
OPPONENT	FSU	OPP	W-L
Dartmouth	5	1	W
UCF	2	1	W
UCF	5	0	W

2015 KNOXVILLE SUPER REGIONAL

Knoxville, Tennessee			
OPPONENT	FSU	OPP	W-L
Tennessee	2	3	L
Tennessee	6	1	W
Tennessee	1	2	L
National Finish - No. 10			

2016 TALLAHASSEE REGIONAL

Tallahassee, Florida			
OPPONENT	FSU	OPP	W-L
Florida A&M	1	0	W
South Carolina	4	0	W
South Carolina	2	1	W

2016 TALLAHASSEE SUPER REGIONAL

Tallahassee, Florida			
OPPONENT	FSU	OPP	W-L
Utah	6	2	W
Utah	3	0	W

2016 WOMEN'S COLLEGE WORLD SERIES

Oklahoma City, Oklahoma			
OPPONENT	FSU	OPP	W-L
Georgia	4	5	L
UCLA	8	4	W
Michigan	1	0	W
Auburn	7	8	L
National finish - No. 3			

2017 TALLAHASSEE REGIONAL

Tallahassee, Florida			
OPPONENT	FSU	OPP	W-L
Princeton	3	0	W
Georgia	7	1	W
Georgia	8	5	W

2017 TALLAHASSEE SUPER REGIONAL

Tallahassee, Florida			
OPPONENT	FSU	OPP	W-L
LSU	3	1	W
LSU	0	1	L
LSU	4	6	L
National Finish - No. 10			

2018 TALLAHASSEE REGIONAL

Tallahassee, Florida			
OPPONENT	FSU	OPP	W-L
Jacksonville State	8	0	W
Auburn	2	1	W
Jacksonville State	10	0	W

2018 TALLAHASSEE SUPER REGIONAL

Tallahassee, Florida			
OPPONENT	FSU	OPP	W-L
LSU	5	6	L
LSU	8	5	W
LSU	3	1	W

2018 WOMEN'S COLLEGE WORLD SERIES

Oklahoma City, Oklahoma			
OPPONENT	FSU	OPP	W-L
UCLA	4	7	L
Georgia	7	2	W
Oregon	4	1	W
UCLA	3	1	W
Washington	12	6	W
Washington	1</		



10 WCWS APPEARANCES • 16 ACC CHAMPIONSHIPS • 31 NCAA APPEARANCES

YEAR-BY-YEAR RESULTS

1978 • (46-9)

Date	Opponent	Result	Score
Mar. 10	Lake City CC	W	10-8
Mar. 10	Florida AGM	W	15-3
Mar. 11	Central CC	W	15-0
Mar. 11	Florida AGM	W	11-1
Mar. 15	at Central CC	W	17-1
Mar. 15	at Central CC	W	17-3
Mar. 16	vs. Florida	W	6-2
Mar. 16	vs. Miami	W	18-1
Mar. 17	vs. FIU	W	5-2
Mar. 17	vs. West Palm JC	W	8-3
Mar. 18	vs. Florida	W	5-2
Mar. 20	Florida Tech	L	3-8
Mar. 20	Florida Tech	W	10-5
Mar. 20	Florida	W	4-0
Mar. 22	USF	L	4-5
Mar. 29	at Jacksonville	W	20-0
Mar. 29	at Jacksonville	W	6-0
Mar. 31	vs. Florida	W	10-1
Mar. 31	vs. Florida Tech	W	5-1
Apr. 1	vs. Flagler College	L	0-5
Apr. 1	vs. Florida Tech	L	0-4
Apr. 3	Florida	W	1-0
Apr. 3	Florida	W	4-0
Apr. 4	at Lake City CC	W	11-6
Apr. 4	at Lake City CC	W	10-2
Apr. 7	vs. USF	W	10-4
Apr. 7	vs. Lake City CC	W	1-0
Apr. 8	at Flagler College	W	12-11
Apr. 8	vs. Florida	W	8-2
Apr. 11	Jacksonville	W	4-2
Apr. 11	Jacksonville	W	2-1
Apr. 14	vs. USF	L	2-3
Apr. 14	vs. Stetson	W	9-1
Apr. 15	vs. FIU	W	4-3
Apr. 15	at Florida	W	8-1
Apr. 16	vs. Florida Tech	L	1-7
Apr. 17	at Florida	W	4-1
Apr. 17	at Florida	W	6-4
Apr. 20	vs. Stetson	W	11-0
Apr. 20	vs. USF	W	3-2
Apr. 21	vs. Florida Tech	W	10-9
Apr. 21	vs. Florida Tech	W	7-4
Apr. 24	Auburn	W	4-2
Apr. 24	Auburn	W	6-1
May 4	Armstrong St	W	4-0
May 4	Southern Miss	W	9-1
May 4	Delta State	L	4-5
May 4	FIU	W	3-0
May 5	Delta State	W	5-2
May 5	USF	L	3-6
May 5	Armstrong St	W	10-3
May 5	Delta State	W	8-3
May 6	USF	W	5-1
May 6	Florida	W	1-0
May 6	Florida	L	2-4

1979 • (26-15)

Date	Opponent	Result	Score
Feb. 27	Chipola CC	W	3-1
Feb. 27	Florida AGM	W	11-1
Mar. 8	at Chipola CC	L	1-5
Mar. 8	at Chipola CC	L	6-7
Mar. 21	at Brevard CC	W	4-3
Mar. 21	at Brevard CC	W	14-0
Mar. 23	vs. Broward No CC	W	15-2
Mar. 23	vs. Dade South CC	L	1-2
Mar. 24	vs. Miami	W	3-1
Mar. 24	at Dade North CC	L	3-4
Mar. 27	at Jacksonville	W	10-0
Mar. 27	vs. Florida	L	0-2
Mar. 30	vs. Florida AGM	W	7-2
Mar. 30	at USF	W	6-2
Mar. 31	vs. Florida	L	1-4
Mar. 31	at USF	L	0-1
Apr. 2	Lake City CC	W	3-1
Apr. 2	Lake City CC	W	4-3
Apr. 6	vs. Florida AGM	W	5-0
Apr. 6	at Flagler College	L	8-10
Apr. 6	vs. UCF	W	8-1
Apr. 6	vs. Jacksonville	W	4-3
Apr. 6	vs. Lake City CC	L	1-4
Apr. 12	at Lake City CC	W	5-3
Apr. 12	at Lake City CC	L	0-2
Apr. 13	vs. Dade North CC	W	15-0
Apr. 14	at Florida	L	0-5
Apr. 14	vs. Lake City CC	L	0-7
Apr. 16	at Jacksonville	W	2-1
Apr. 16	at Jacksonville	W	10-3
Apr. 17	at Florida	W	2-0
Apr. 17	at Florida	L	1-2
Apr. 19	vs. Flagler College	W	14-2
Apr. 20	vs. Florida	W	3-2
Apr. 20	vs. USF	W	6-5
Apr. 21	vs. Florida	W	7-3
May 3	Southern Miss	W	2-1
May 4	Delta State	W	13-8
May 4	Florida	L	3-9
May 5	Delta State	W	6-1
May 5	Florida	L	1-9

1980 • (37-10)

Date	Opponent	Result	Score
Feb. 28	at N. Florida JC	L	1-2
Feb. 28	at N. Florida JC	W	5-4
Mar. 4	vs. UCF	W	5-1
Mar. 4	at Florida	L	0-2
Mar. 6	Brevard CC	W	11-0
Mar. 6	Brevard CC	W	4-1
Mar. 14	vs. Florida AGM	W	10-2
Mar. 14	vs. Florida JC	W	5-1
Mar. 16	vs. Flagler College	W	11-0
Mar. 16	vs. Lake City CC	W	6-5
Mar. 16	at Florida	W	5-4
Mar. 16	vs. Lake City CC	L	2-3
Mar. 21	at USF	W	1-0
Mar. 21	at USF	W	5-1
Mar. 22	at USF	W	7-3
Mar. 22	at UCF	L	8-9
Mar. 23	vs. FI. Southern	W	9-3
Mar. 23	vs. Florida	L	3-5
Mar. 25	Florida	W	5-4
Mar. 25	Florida AGM	W	10-5
Mar. 28	vs. Stetson	W	14-2
Mar. 28	vs. FIU	W	11-1
Mar. 28	vs. Florida	W	4-2
Apr. 1	at Flagler College	W	5-2
Apr. 1	at Flagler College	W	17-4
Apr. 8	Chipola CC	W	10-0
Apr. 8	Lake City CC	L	1-3
Apr. 11	vs. Appalachian St	W	23-1
Apr. 11	vs. N. Kentucky	W	15-4
Apr. 12	vs. Florida	L	1-7
Apr. 12	at NC State	W	7-4
Apr. 12	vs. Florida	L	0-5
Apr. 14	at Chipola CC	W	11-3
Apr. 14	at Chipola CC	W	11-3
Apr. 17	vs. Miami	W	22-4
Apr. 18	at USF	W	11-1
Apr. 18	vs. UCF	W	3-2
Apr. 19	vs. Florida	W	3-2
Apr. 22	N. Florida JC	W	4-2
Apr. 22	N. Florida JC	W	2-1
Apr. 28	vs. Auburn	W	4-3
Apr. 28	vs. Auburn	W	10-7
May 1	vs. W. GA College	W	3-0
May 1	vs. Auburn	W	20-11
May 2	vs. Florida	L	0-1
May 2	vs. Auburn	W	10-3
May 3	vs. Florida	L	0-4

1981 • (54-7)

AIAW National Champs			
Date	Opponent	Result	Score
Mar. 4	at Chipola CC	W	12-0
Mar. 4	at Chipola CC	W	12-0
Mar. 6	vs. Auburn	W	5-1
Mar. 6	vs. East Carolina	W	9-2
Mar. 6	vs. Florida AGM	W	11-0
Mar. 7	at Florida	W	3-0
Mar. 7	at Florida	L	3-4
Mar. 7	at Florida	W	5-2
Mar. 11	Lake City CC	W	4-3
Mar. 13	at Miami Dade N. JC	W	5-0
Mar. 13	vs. Miami	W	9-0
Mar. 13	vs. Florida	W	5-0
Mar. 13	vs. Broward Cen. CC	L	2-3
Mar. 14	vs. Palm Beach JC	W	4-0
Mar. 14	vs. USF	W	2-0
Mar. 23	vs. FIU	W	7-0
Mar. 24	at Flagler College	W	16-0
Mar. 24	at Flagler College	W	13-0
Mar. 25	at Edward Waters	W	21-2
Mar. 25	at Edward Waters	W	10-0
Mar. 26	at USF	W	7-5
Mar. 27	vs. Stetson	W	9-0
Mar. 27	vs. FIU	W	9-2
Mar. 27	vs. Florida	L	1-5
Mar. 28	at USF	W	5-1
Mar. 28	vs. Florida	L	2-5
Mar. 31	at Florida	L	2-9
Mar. 31	vs. Jacksonville	W	5-0
Apr. 3	vs. Georgia State	W	14-2
Apr. 3	vs. Georgia SW	W	9-1
Apr. 3	vs. Valdosta State	W	16-5
Apr. 4	vs. Georgia Southern	W	4-3
Apr. 4	vs. Georgia State	W	17-2
Apr. 4	at Georgia Tech	W	12-2
Apr. 4	vs. Armstrong State	W	17-4
Apr. 6	at Lake City CC	W	16-2
Apr. 7	Flagler College	W	11-2
Apr. 7	Flagler College	W	5-0
Apr. 8	Edward Waters	W	15-0
Apr. 8	Edward Waters	W	8-0
Apr. 10	vs. Western Carolina	W	1-0
Apr. 10	at NC State	W	3-2
Apr. 10	vs. East Carolina	W	12-0
Apr. 11	vs. East Carolina	L	4-9
Apr. 11	vs. East Carolina	L	2-5
Apr. 16	Florida AGM	W	7-1
Apr. 16	Florida	W	5-1
Apr. 20	Chipola CC	W	14-1
Apr. 20	Chipola CC	W	15-1
Apr. 23	vs. Eckerd College	W	14-3
Apr. 24	at USF	W	5-1
Apr. 24	vs. Florida	W	4-3
Apr. 25	at USF	W	5-0
May 1	vs. Livingston St.	W	15-2
May 2	vs. Georgia Southern	W	16-0
May 2	vs. USF	W	9-5
May 2	vs. USF	W	8-4
May 14	vs. Western Carolina	W	13-9
May 15	at NC State	W	4-3
May 15	vs. East Carolina	W	12-3
May 16	vs. North Carolina	W	4-1





1981, 1982 AIAW NATIONAL CHAMPIONS • 2018 NCAA NATIONAL CHAMPIONS • 49 ALL-AMERICANS

YEAR-BY-YEAR RESULTS

1982 • (56-10)

AIAW National Champs

Table with 4 columns: Date, Opponent, Result, Score. Lists 1982 season results including games against Florida A&M, USF, West Florida, and others.

1983 • (46-11)

Table with 4 columns: Date, Opponent, Result, Score. Lists 1983 season results including games against West Florida, Lake City CC, and various Florida schools.

1984 • (41-5-2)

Table with 4 columns: Date, Opponent, Result, Score. Lists 1984 season results including games against Florida A&M, Stephen F. Austin, and Louisiana Tech.

1985 • (50-12-2)

Table with 4 columns: Date, Opponent, Result, Score. Lists 1985 season results including games against USF, Florida A&M, and various regional opponents.





10 WCWS APPEARANCES • 16 ACC CHAMPIONSHIPS • 31 NCAA APPEARANCES

YEAR-BY-YEAR RESULTS

1986 • (42-7) NCAA Regional

Date	Opponent	Result	Score
Feb. 18	West Florida	W	5-0
Feb. 18	West Florida	W	6-0
Feb. 22	at USF	W	1-0
Feb. 22	at USF	W	2-1
Mar. 5	Ball State	W	4-0
Mar. 5	Ball State	W	3-2
Mar. 6	Valparaiso	W	5-0
Mar. 6	Valparaiso	W	2-0
Mar. 9	Virginia	W	4-0
Mar. 9	Virginia	L	1-2
Mar. 10	Temple	W	7-0
Mar. 10	Temple	W	2-0
Mar. 11	Limestone	W	4-0
Mar. 11	Limestone	W	1-0
Mar. 13	at Florida Southern	W	7-0
Mar. 13	at Florida Southern	W	2-0
Mar. 17	Maine	W	1-0
Mar. 17	Maine	W	10-0
Mar. 18	Michigan State	W	2-0
Mar. 19	Tennessee Tech	W	8-0
Mar. 19	Tennessee Tech	W	11-1
Mar. 19	Western Illinois	W	11-0
Mar. 21	Toledo	W	4-0
Mar. 21	Florida Southern	W	7-3
Mar. 21	Rutgers	W	3-0
Mar. 22	Nevada- Reno	W	8-1
Mar. 22	Furman	W	3-2
Mar. 23	Mississippi State	W	3-1
Mar. 23	Western Illinois	L	4-6
Mar. 24	Ohio	W	10-0
Mar. 24	Ohio	W	5-1
Mar. 25	Ohio State	W	8-0
Mar. 25	Ohio State	W	3-2
Mar. 27	vs. Oklahoma State	W	3-2
Mar. 27	vs. Utah	L	2-6
Mar. 27	vs. Texas AGM	W	1-0
Mar. 28	vs. St. Mary's	W	2-1
Mar. 28	vs. Sam Houston	W	3-2
Mar. 29	vs. Oklahoma State	W	2-1
Mar. 29	vs. Arizona State	L	0-2
Apr. 8	at West Florida	W	3-0
Apr. 8	at West Florida	W	5-1
Apr. 25	vs. Furman	L	0-1
Apr. 25	vs. East Carolina	W	3-0
Apr. 25	vs. North Carolina	W	1-0
Apr. 26	at South Carolina	W	3-0
Apr. 26	vs. USF	W	3-0

NCAA South Regional

May 16	at Louisiana Tech	L	0-4
May 18	at Louisiana Tech	L	0-1

1987 • (50-14) College World Series

Date	Opponent	Result	Score
Feb. 20	at Stetson	W	7-0
Feb. 20	at Stetson	L	3-4
Feb. 24	at Florida AGM	W	8-1
Feb. 24	at Florida AGM	W	6-3
Mar. 5	UNC-Wilmington	W	3-1
Mar. 5	UNC-Wilmington	W	2-0
Mar. 8	Virginia	W	7-0
Mar. 8	Virginia	L	2-5
Mar. 9	Limestone	W	6-0
Mar. 9	Limestone	W	11-0
Mar. 10	Temple	L	0-1
Mar. 10	Temple	W	6-3
Mar. 11	East Carolina	W	10-0
Mar. 11	East Carolina	W	2-1
Mar. 13	vs. Eastern Michigan	W	7-1
Mar. 13	vs. Bradley	W	2-0
Mar. 13	vs. Stetson	W	16-0
Mar. 14	vs. Temple	W	5-0
Mar. 14	vs. South Carolina	L	0-4
Mar. 14	vs. Rutgers	W	4-0
Mar. 15	vs. Winthrop	W	8-0
Mar. 15	at USF	L	3-7
Mar. 15	vs. South Carolina	L	0-2
Mar. 17	Miami (OH)	W	3-0
Mar. 17	Miami (OH)	W	3-2
Mar. 19	Tennessee Tech	W	10-0
Mar. 20	Kent State	W	16-0
Mar. 20	Bowling Green	W	4-0
Mar. 21	Southern Miss	W	13-3
Mar. 21	Nicholls State	W	5-0
Mar. 22	Furman	W	1-0
Mar. 22	Toledo	L	0-3
Mar. 23	Toledo	W	9-6
Mar. 23	Toledo	W	8-1
Mar. 25	Bowling Green	W	12-2
Mar. 25	Bowling Green	W	3-1
Mar. 28	Ohio	W	3-0
Mar. 28	Ohio	W	6-2
Apr. 4	at West Florida	W	1-0
Apr. 4	at West Florida	W	4-0
Apr. 10	vs. Furman	W	8-2
Apr. 10	vs. USF	W	5-4
Apr. 10	vs. Nicholls	W	5-1
Apr. 11	vs. George Mason	W	3-0
Apr. 11	at South Carolina	W	1-0
Apr. 12	vs. Louisiana Tech	W	2-1
Apr. 12	vs. Georgia State	W	4-1
Apr. 17	USF	L	0-2
Apr. 17	USF	W	1-0
Apr. 18	South Carolina	W	1-3
Apr. 18	South Carolina	L	0-1
Apr. 19	South Carolina	W	2-1
Apr. 20	Florida AGM	W	17-0
Apr. 20	Florida AGM	W	7-1
Apr. 24	vs. Oklahoma	L	0-1
Apr. 25	at Oklahoma State	L	1-4
Apr. 25	vs. Baylor	W	10-0
Apr. 25	vs. Oklahoma	W	6-1
Apr. 26	vs. Baylor	W	8-1
Apr. 26	at Oklahoma State	W	2-0

NCAA South Regional

May 15	Adelphi	W	1-0
May 16	Adelphi	W	3-1

College World Series

May 20	vs. CS-Fullerton	L	0-3
May 21	vs. Central Michigan	L	0-1

1988 • (44-14) NCAA Regional

Date	Opponent	Result	Score
Feb. 20	West Florida	W	1-0
Feb. 20	West Florida	W	1-0
Feb. 25	at Florida AGM	W	14-3
Feb. 25	at Florida AGM	W	11-0
Mar. 5	Eastern Michigan	W	3-1
Mar. 5	Eastern Michigan	W	4-3
Mar. 6	Temple	W	3-0
Mar. 6	Temple	W	2-0
Mar. 7	North Carolina	W	4-2
Mar. 7	North Carolina	W	8-4
Mar. 7	Louisiana Tech	L	0-7
Mar. 7	North Carolina	W	2-1
Mar. 11	vs. Eastern Michigan	W	7-4
Mar. 11	at USF	W	2-1
Mar. 11	vs. Virginia	W	4-0
Mar. 12	vs. Temple	W	4-3
Mar. 12	vs. Okla. City College	W	5-0
Mar. 13	vs. South Carolina	L	1-5
Mar. 13	vs. Central Michigan	W	6-2
Mar. 16	Southern Illinois	W	5-1
Mar. 16	Southern Illinois	L	1-2
Mar. 17	Virginia	W	5-0
Mar. 17	Virginia	W	7-1
Mar. 18	Florida AGM	W	7-0
Mar. 18	NE Louisiana	W	5-1
Mar. 18	Maine	W	1-0
Mar. 19	Northern Illinois	L	3-4
Mar. 19	Miami (OH)	W	5-1
Mar. 19	Furman	W	2-0
Mar. 20	Eastern Illinois	W	2-1
Mar. 20	Northern Illinois	W	2-1
Mar. 21	Eastern Illinois	W	3-2
Mar. 21	Eastern Illinois	W	11-1
Mar. 22	Ohio State	W	6-1
Mar. 22	Ohio State	W	2-1
Mar. 28	Nicholls State	W	1-0
Mar. 29	Nicholls State	W	2-1
Mar. 29	Nicholls State	W	8-3
Apr. 1	vs. Utah	W	3-0
Apr. 1	at South Carolina	L	0-1
Apr. 2	vs. Utah	L	4-8
Apr. 2	at South Carolina	L	1-3
Apr. 9	at USF	W	8-5
Apr. 9	at USF	W	8-1
Apr. 10	Florida AGM	W	3-0
Apr. 10	Florida AGM	W	2-1
Apr. 11	at West Florida	W	5-3
Apr. 11	at West Florida	L	1-2
Apr. 15	vs. Kansas	W	2-1
Apr. 15	at Nebraska	L	0-3
Apr. 16	vs. Kansas	L	2-4
Apr. 16	at Nebraska	L	0-5
Apr. 18	at Creighton	W	4-0
Apr. 18	at Creighton	L	0-2
Apr. 23	Georgia State	W	5-0
Apr. 23	Georgia State	W	2-1

NCAA South Regional


May 20	vs. Texas AGM	L	0-1
May 21	at Louisiana Tech	L	1-6

1989 • (39-14) NCAA Regional

Date	Opponent	Result	Score
Feb. 26	West Florida	W	3-2
Feb. 26	West Florida	L	1-5
Feb. 28	at Florida AGM	W	11-0
Feb. 28	at Florida AGM	W	4-0
Mar. 4	Eastern Michigan	W	2-0
Mar. 4	Eastern Michigan	W	5-1
Mar. 5	Temple	W	2-1
Mar. 5	Temple	W	8-2
Mar. 6	Virginia	L	4-2
Mar. 6	Virginia	W	5-1
Mar. 7	East Carolina	W	5-0
Mar. 7	East Carolina	W	5-0
Mar. 10	vs. Missouri	W	6-0
Mar. 10	vs. Western Illinois	W	5-2
Mar. 10	vs. New Mexico	W	3-2
Mar. 11	vs. Temple	W	3-1
Mar. 11	vs. Nicholls State	W	3-1
Mar. 11	vs. Arizona State	L	3-7
Mar. 12	vs. Miami (OH)	L	3-4
Mar. 12	vs. Miami (OH)	L	0-1
Mar. 15	Illinois State	W	2-0
Mar. 16	Connecticut	W	3-0
Mar. 17	Miami (OH)	W	5-0
Mar. 17	Southern Illinois	W	4-2
Mar. 18	SW Missouri St	W	14-0
Mar. 18	Stetson	W	6-0
Mar. 19	North Carolina	L	1-2
Mar. 20	Northern Illinois	L	0-3
Mar. 20	Northern Illinois	L	2-5
Mar. 22	USF	W	4-2
Mar. 22	USF	W	8-1
Apr. 11	Florida AGM	W	3-0
Apr. 11	Florida AGM	W	4-1
Apr. 14	at Nebraska	L	0-1
Apr. 14	vs. Kansas	W	3-2
Apr. 14	vs. Arizona State	W	3-2
Apr. 15	vs. Kansas	W	1-0
Apr. 15	at Nebraska	L	2-4
Apr. 21	vs. East Carolina	W	3-0
Apr. 21	vs. Furman	W	5-0
Apr. 21	vs. SW Louisiana	W	4-2
Apr. 21	vs. North Carolina	W	3-1
Apr. 22	vs. USF	W	2-0
Apr. 22	vs. Virginia	W	2-0
Apr. 22	vs. Nicholls State	W	2-0
May 3	at West Florida	W	3-2
May 3	at West Florida	W	3-0
May 5	vs. Louisiana Tech	L	0-1
May 5	at Nicholls State	W	1-0
May 6	at Nicholls State	L	0-2
May 6	vs. Louisiana Tech	L	0-1

NCAA South Regional

May 19	South Carolina	L	1-2
May 20	Louisiana Tech	L	1-3





YEAR-BY-YEAR RESULTS

1990 • (47-16)

College World Series
NCAA Semifinalist

Date	Opponent	Result	Score
Feb. 18	West Florida	W	1-0
Feb. 18	West Florida	W	1-0
Feb. 27	at Florida A&M	W	6-2
Feb. 27	at Florida A&M	W	4-0
Mar. 3	Eastern Michigan	W	1-0
Mar. 3	Eastern Michigan	W	1-0
Mar. 3	Michigan	W	1-0
Mar. 4	Michigan	L	2-3
Mar. 7	UNC-Wilmington	W	6-1
Mar. 7	UNC-Wilmington	W	5-0
Mar. 9	vs. Indiana	W	1-2
Mar. 9	vs. Iowa	L	0-5
Mar. 10	vs. Central Michigan	W	1-0
Mar. 10	at USF	W	2-1
Mar. 11	vs. Maine	W	7-0
Mar. 11	vs. Oklahoma	L	0-1
Mar. 12	Southern Illinois	W	4-0
Mar. 13	Virginia	W	1-0
Mar. 13	Virginia	W	5-0
Mar. 14	Indiana	W	1-0
Mar. 14	Indiana	W	2-0
Mar. 15	Connecticut	L	1-3
Mar. 16	Stetson	W	3-2
Mar. 16	SW Louisiana	L	1-2
Mar. 17	Oklahoma	W	3-2
Mar. 17	Adelphi	W	4-0
Mar. 18	Nebraska	W	2-1
Mar. 20	Missouri	L	1-2
Mar. 20	Missouri	L	1-2
Mar. 21	Northern Iowa	L	0-1
Mar. 21	Northern Iowa	W	4-2
Mar. 22	Princeton	W	5-0
Mar. 22	Princeton	W	6-0
Mar. 24	Georgia State	W	2-0
Mar. 24	Georgia State	W	8-0
Mar. 30	vs. Southern Miss	W	4-0
Mar. 30	vs. Georgia Tech	W	10-0
Mar. 30	vs. Wichita State	W	1-0
Mar. 31	vs. Austin Peay	W	5-1
Mar. 31	vs. Michigan State	W	2-0
Mar. 31	vs. Georgia State	L	0-1
Apr. 2	at USF	W	4-1
Apr. 2	at USF	W	2-0
Apr. 13	vs. Stephen F. Austin	W	5-2
Apr. 13	vs. Sam Houston	L	0-2
Apr. 14	vs. Oklahoma State	L	1-2
Apr. 14	vs. Texas A&M	W	3-1
Apr. 15	vs. Texas-Arlington	L	0-2
Apr. 20	vs. Southern Miss	W	11-0
Apr. 21	vs. North Carolina	W	1-0
Apr. 22	vs. East Carolina	W	7-2
Apr. 29	South Carolina	L	0-2
Apr. 29	South Carolina	W	3-0
Apr. 30	Florida A&M	W	10-0
Apr. 30	Florida A&M	W	2-0
May 2	at West Florida	W	2-0
May 2	at West Florida	W	6-0
NCAA South Regional			
May 18	vs. Texas A&M	W	5-0
May 18	at SW Louisiana	W	4-3
May 19	at SW Louisiana	W	2-1
College World Series			
May 23	vs. Fresno State	W	1-0
May 24	vs. Oklahoma State	L	1-4
May 24	vs. UNLV	W	4-1
May 25	vs. UCLA	L	0-3

1991 • (62-12)

College World Series

Date	Opponent	Result	Score
Feb. 14	vs. California	L	0-4
Feb. 14	vs. New Mexico	W	9-1
Feb. 15	vs. UCLA	L	2-5
Feb. 15	vs. Sacramento State	W	4-0
Feb. 16	vs. Pacific	W	4-3
Feb. 16	at Arizona	L	0-8
Feb. 17	vs. CS-Northridge	L	0-1
Feb. 23	West Florida	W	4-3
Feb. 23	West Florida	L	0-5
Feb. 24	at Georgia Southern	W	6-2
Feb. 24	at Georgia Southern	W	5-1
Feb. 26	at Florida A&M	W	8-0
Feb. 26	at Florida A&M	W	4-0
Mar. 2	at USF	W	2-0
Mar. 2	at USF	L	0-2
Mar. 4	Ball State	W	5-0
Mar. 6	Samford	W	2-1
Mar. 6	Samford	W	6-0
Mar. 8	vs. Detroit	W	9-0
Mar. 8	vs. Western Illinois	W	2-1
Mar. 8	vs. Indiana	W	3-1
Mar. 9	vs. Winthrop	W	4-1
Mar. 9	vs. Eastern Michigan	W	1-0
Mar. 10	vs. Oklahoma	W	7-1
Mar. 10	vs. South Carolina	L	3-4
Mar. 12	Connecticut	W	2-1
Mar. 12	Connecticut	W	1-0
Mar. 13	Virginia	W	9-1
Mar. 13	Virginia	W	2-1
Mar. 14	Creighton	W	3-2
Mar. 15	Miami (OH)	W	2-0
Mar. 15	East Carolina	W	13-0
Mar. 16	Western Illinois	W	2-1
Mar. 16	Rhode Island	W	6-0
Mar. 17	Winthrop	W	2-0
Mar. 17	Indiana	W	6-2
Mar. 18	Bradley	W	2-0
Mar. 20	Northern Iowa	W	3-1
Mar. 20	Northern Iowa	W	2-1
Mar. 21	Miami (OH)	L	0-8
Mar. 21	Miami (OH)	W	5-1
Mar. 27	Drexel	W	2-0
Mar. 27	Drexel	W	7-1
Mar. 28	Bowling Green	W	2-0
Mar. 28	Bowling Green	W	9-0
Mar. 30	vs. Dayton	W	3-0
Mar. 30	vs. Toledo	W	1-0
Mar. 30	vs. Northwestern	W	2-0
Mar. 31	vs. USF	W	6-5
Mar. 31	vs. Samford	W	4-0
Mar. 31	vs. North Carolina	W	5-0
Mar. 31	vs. South Carolina	W	4-1
Apr. 5	vs. Notre Dame	W	7-0
Apr. 5	vs. USF	W	2-0
Apr. 6	vs. Winthrop	W	4-1
Apr. 6	vs. SW Louisiana	W	3-0
Apr. 8	Georgia Southern	W	4-0
Apr. 8	Georgia Southern	W	9-1
Apr. 9	Florida A&M	W	7-1
Apr. 9	Florida A&M	W	11-1
Apr. 19	vs. Virginia	L	1-2
Apr. 20	vs. Eastern Michigan	W	3-2
Apr. 21	vs. Virginia	L	0-2
May 1	at West Florida	W	1-0
May 1	at West Florida	W	7-0
May 3	vs. Connecticut	W	2-0
May 4	vs. Princeton	W	4-3
May 5	at Massachusetts	W	2-0
NCAA South Regional			
May 17	at SW Louisiana	W	1-0
May 17	vs. Oklahoma State	W	2-0
May 18	vs. Oklahoma State	W	4-3
College World Series			
May 22	vs. UCLA	L	0-1
May 23	vs. UNLV	W	3-1
May 24	vs. Fresno State	L	0-3

1992 • (63-9, 4-2 ACC)

ACC Champions
College World Series

Date	Opponent	Result	Score
Feb. 9	Samford	W	10-0
Feb. 9	Samford	W	7-0
Feb. 16	at Florida A&M	W	12-0
Feb. 16	at Florida A&M	W	10-0
Feb. 23	West Florida	W	2-0
Feb. 23	West Florida	W	2-0
Mar. 1	at Georgia Southern	W	8-0
Mar. 1	at Georgia Southern	W	13-3
Mar. 3	Northwestern	W	10-0
Mar. 3	Northwestern	W	1-0
Mar. 7	vs. Ball State	W	2-0
Mar. 7	vs. Ball State	W	9-0
Mar. 8	at USF	W	5-1
Mar. 8	at USF	W	3-0
Mar. 10	Robert Morris	W	1-0
Mar. 10	Robert Morris	W	14-1
Mar. 13	vs. Adelphi	W	12-2
Mar. 13	vs. Penn State	W	7-0
Mar. 14	vs. Samford	W	4-3
Mar. 14	vs. Virginia*	W	10-0
Mar. 14	vs. Hofstra	W	14-4
Mar. 15	vs. North Carolina*	W	12-1
Mar. 15	vs. Oklahoma City	W	2-1
Mar. 17	Rutgers	W	1-0
Mar. 17	Rutgers	W	8-4
Mar. 18	Virginia*	L	0-1
Mar. 18	Virginia*	W	5-2
Mar. 19	Miami (OH)	L	0-2
Mar. 19	Northern Iowa	W	2-0
Mar. 20	Bradley	W	3-2
Mar. 20	Princeton	W	7-0
Mar. 20	Bowling Green	W	4-0
Mar. 21	Adelphi	W	5-0
Mar. 21	USF	W	1-0
Mar. 22	Kent State	W	6-0
Mar. 22	Princeton	W	2-1
Mar. 23	Drexel	W	3-0
Mar. 23	Drexel	W	4-0
Mar. 24	Kent State	W	2-1
Mar. 24	Kent State	W	8-0
Mar. 26	at CS-Fullerton	L	4-5
Mar. 26	vs. Missouri	L	1-2
Mar. 27	vs. Ohio State	W	1-0
Mar. 27	vs. Arizona	L	0-2
Mar. 28	vs. Illinois State	W	7-2
Mar. 29	vs. Oklahoma State	L	0-3
Apr. 6	Georgia Southern	W	6-0
Apr. 6	Georgia Southern	W	2-0
Apr. 7	Florida A&M	W	7-0
Apr. 7	Florida A&M	W	6-0
Apr. 10	vs. UNC-Wilmington	W	7-1
Apr. 10	at North Carolina*	L	0-1
Apr. 11	vs. Winthrop	W	3-1
Apr. 11	vs. Georgia Tech*	W	10-0
Apr. 12	vs. East Carolina	W	5-2
Apr. 12	vs. South Carolina	W	3-2
ACC Championship			
Apr. 17	Georgia Tech	W	6-0
Apr. 17	North Carolina	W	11-0
Apr. 18	Virginia	W	11-1
Apr. 25	South Carolina	W	2-0
Apr. 25	South Carolina	W	6-0
Apr. 26	South Carolina	W	2-0
Apr. 27	at West Florida	W	6-0
Apr. 27	at West Florida	W	11-2
May 2	vs. Connecticut	W	1-0
May 2	vs. Massachusetts	W	3-1
May 3	at Connecticut	W	4-3
NCAA Regional			
May 16	at SW Louisiana	W	1-0
May 16	vs. UNLV	W	4-0
May 16	at SW Louisiana	W	1-0
College World Series			
May 21	vs. California	L	0-3
May 22	vs. Massachusetts	L	2-4

1993 • (52-9, 4-0 ACC)

ACC Champions
College World Series

Date	Opponent	Result	Score
Feb. 13	Samford	W	3-1
Feb. 13	Samford	W	8-4
Feb. 20	West Florida	W	6-1
Feb. 20	West Florida	W	3-1
Feb. 22	at Florida A&M	W	7-0
Feb. 27	Mercer	W	5-0
Feb. 27	Mercer	W	7-0
Feb. 28	USF	W	10-0
Feb. 28	USF	W	7-0
Mar. 6	at Georgia Tech*	W	3-0
Mar. 6	at Georgia Tech*	W	2-0
Mar. 9	at Florida A&M	W	10-0
Mar. 12	vs. Central Michigan	W	5-0
Mar. 12	vs. Georgia Southern	W	6-0
Mar. 13	vs. Hofstra	W	6-0
Mar. 14	vs. Iowa	W	3-0
Mar. 16	Connecticut	W	1-0
Mar. 16	Connecticut	W	8-0
Mar. 18	Northern Iowa	W	7-0
Mar. 19	Drake	W	6-0
Mar. 19	Georgia State	W	1-0
Mar. 19	SW Louisiana	L	1-2
Mar. 20	Rhode Island	W	10-0
Mar. 20	Eastern Illinois	W	7-2
Mar. 20	Virginia*	W	7-0
Mar. 21	Southern Illinois	W	1-0
Mar. 21	SW Louisiana	W	2-1
Mar. 22	Toledo	W	11-0
Mar. 22	Toledo	W	4-0
Mar. 25	vs. Fresno State	L	1-2
Mar. 25	vs. Cal Poly	W	1-0
Mar. 26	vs. Minnesota	W	3-1
Mar. 27	vs. Utah	L	2-3
Mar. 28	at CS-Fullerton	W	4-1
Apr. 6	Florida A&M	W	10-0
Apr. 6	Florida A&M	W	4-1
Apr. 9	vs. UNC-Wilmington	W	12-0
Apr. 9	vs. Virginia*	W	3-2
Apr. 10	vs. Coastal Carolina	W	8-0
Apr. 10	vs. Hofstra	W	10-2
Apr. 11	vs. Coastal Carolina	W	9-1
Apr. 11	vs. East Carolina	W	13-0
ACC Championship			
Apr. 16	Georgia Tech	W	12-0
Apr. 16	Virginia	L	0-1
Apr. 16	Georgia Tech	W	11-0
Apr. 17	Virginia	W	2-0
Apr. 17	Virginia	W	4-2
Apr. 24	at South Carolina	L	4-6
Apr. 24	at South Carolina	W	7-0
Apr. 25	at South Carolina	W	8-0
May 1	vs. Connecticut	L	1-4
May 1	vs. USF	W	1-0
May 2	at Massachusetts	W	5-0
May 4	at West Florida	W	5-0
May 4	at West Florida	W	7-0
NCAA Regional			
May 21	Kansas	L	0-1
May 21	Iowa	W	5-3
May 22	Kansas	W	5-0
May 22	Kansas	W	2-1
College World Series			
May 27	vs. Oklahoma State	L	2-5
May 28	vs. Connecticut	L	1-2



10 WCWS APPEARANCES • 16 ACC CHAMPIONSHIPS • 31 NCAA APPEARANCES

YEAR-BY-YEAR RESULTS

1994 • (50-19, 9-2 ACC)

NCAA Regional

Date	Opponent	Result	Score
Feb. 12	Mercer	W	9-3
Feb. 12	Mercer	W	6-0
Feb. 13	UNC-Charlotte	W	4-0
Feb. 13	UNC-Charlotte	W	7-1
Feb. 17	Georgia Southern	W	10-0
Feb. 17	Georgia Southern	W	8-0
Feb. 19	West Florida	W	10-0
Feb. 19	West Florida	W	5-0
Feb. 21	at Florida AGM	W	3-0
Feb. 26	Stetson	W	7-0
Feb. 26	Stetson	W	5-0
Feb. 28	at Mercer	W	6-0
Feb. 28	at Mercer	W	5-0
Mar. 2	Florida AGM	W	8-0
Mar. 5	South Carolina	L	2-3
Mar. 5	South Carolina	W	3-1
Mar. 6	Georgia Tech*	W	6-1
Mar. 6	Georgia Tech*	W	2-1
Mar. 11	vs. Robert Morris	L	0-1
Mar. 11	vs. Illinois-Chicago	W	3-0
Mar. 11	vs. Penn State	W	6-2
Mar. 12	vs. UCLA	L	0-3
Mar. 12	vs. Notre Dame	W	3-0
Mar. 12	vs. Virginia*	W	7-0
Mar. 13	vs. Oklahoma State	L	0-1
Mar. 15	Northern Illinois	W	3-0
Mar. 15	Northern Illinois	W	1-0
Mar. 16	Texas AGM	L	3-7
Mar. 16	Virginia*	W	4-3
Mar. 17	Princeton	W	2-1
Mar. 18	Indiana	W	3-2
Mar. 18	vs. Louisiana Tech	W	2-0
Mar. 18	vs. Iowa State	W	3-2
Mar. 19	Eastern Michigan	W	1-0
Mar. 19	Eastern Illinois	W	9-0
Mar. 19	Illinois State	L	2-3
Mar. 22	vs. Kansas	L	2-4
Mar. 23	vs. Northwestern	L	2-8
Mar. 23	at CS-Fullerton	L	0-7
Mar. 24	vs. SE Louisiana	L	3-12
Mar. 25	vs. Oklahoma State	L	0-1
Mar. 25	vs. Utah State	W	5-3
Mar. 30	Hofstra	W	3-2
Mar. 30	Hofstra	W	4-3
Apr. 4	at Florida AGM	W	7-0
Apr. 7	at North Carolina*	W	5-1
Apr. 7	at North Carolina*	W	6-2
Apr. 8	vs. UNC-Wilmington	W	5-0
Apr. 8	vs. UNC-Charlotte	W	8-1
Apr. 9	vs. East Carolina	L	0-1
Apr. 9	vs. Georgia Tech*	W	11-0
Apr. 10	vs. Virginia*	W	9-4
Apr. 10	at North Carolina*	L	0-1
Apr. 16	at Virginia*	W	8-0
Apr. 16	at Virginia*	L	4-5
Apr. 17	Florida AGM	W	8-0
ACC Championship			
Apr. 22	Georgia Tech	W	2-1
Apr. 22	Virginia	L	0-2
Apr. 23	North Carolina	W	6-5
Apr. 23	Virginia	W	1-0
Apr. 23	Virginia	L	0-3
Apr. 23	Virginia	-	-
May 3	at West Florida	L	1-4
May 3	at West Florida	W	8-0
May 7	at Connecticut	W	4-1
May 7	vs. USF	W	2-0
May 11	at USF	W	4-2
May 11	at USF	W	6-5
NCAA Regional			
May 20	vs. Oklahoma	L	1-3
May 21	vs. Providence	L	0-4

1995 • (58-15, 6-0 ACC)

ACC Champions

NCAA Regional

Date	Opponent	Result	Score
Feb. 12	Stetson	W	8-0
Feb. 12	Stetson	W	2-0
Feb. 17	vs. Oklahoma St.	L	1-5
Feb. 17	vs. CS-Fullerton	L	5-9
Feb. 18	vs. Oregon	W	3-2
Feb. 18	vs. New Mexico St.	W	4-0
Feb. 18	vs. Illinois St.	W	10-2
Feb. 19	vs. Arizona	L	1-7
Feb. 22	Troy	W	3-1
Feb. 22	Troy	W	3-0
Feb. 25	at Georgia Tech*	W	9-4
Feb. 25	at Georgia Tech*	W	10-1
Feb. 26	at UNC-Charlotte	W	6-0
Feb. 26	at UNC-Charlotte	W	8-0
Mar. 4	Mercer	W	3-0
Mar. 4	Mercer	W	10-2
Mar. 5	North Carolina*	W	6-3
Mar. 5	North Carolina*	W	3-1
Mar. 6	Marshall	W	8-0
Mar. 6	Marshall	W	7-0
Mar. 10	vs. Indiana State	W	8-0
Mar. 10	vs. Illinois-Chicago	L	1-3
Mar. 10	vs. Iowa	L	0-4
Mar. 11	vs. Robert Morris	W	3-0
Mar. 11	vs. Yale	W	11-1
Mar. 11	vs. North Carolina	W	8-2
Mar. 12	vs. Virginia	W	2-1
Mar. 12	vs. Oklahoma State	W	7-4
Mar. 12	vs. Illinois-Chicago	W	1-0
Mar. 14	Virginia*	W	3-2
Mar. 14	Virginia*	W	3-0
Mar. 17	Samford	W	14-0
Mar. 17	Miami (OH)	W	9-1
Mar. 17	Michigan	L	1-2
Mar. 18	Northern Illinois	W	3-0
Mar. 18	Illinois-Chicago	W	3-0
Mar. 19	Iowa State	W	2-0
Mar. 19	Michigan	L	0-5
Mar. 21	Massachusetts	W	5-4
Mar. 21	Massachusetts	W	4-3
Mar. 24	at South Carolina	L	1-2
Mar. 24	at South Carolina	L	2-3
Mar. 25	vs. Hofstra	W	5-1
Mar. 25	at South Carolina	L	3-6
Mar. 25	vs. Hofstra	W	8-2
Mar. 28	Florida AGM	W	8-0
Apr. 2	USF	W	4-0
Apr. 2	USF	L	3-4
Apr. 3	at Florida AGM	W	9-0
Apr. 3	at Florida AGM	W	10-0
Apr. 7	vs. Campbell	W	4-0
Apr. 7	at North Carolina	W	15-0
Apr. 8	vs. East Carolina	W	10-2
Apr. 8	vs. Campbell	W	7-1
Apr. 9	vs. East Carolina	W	4-3
Apr. 9	at North Carolina	W	2-1
Apr. 12	Florida AGM	W	6-0
Apr. 15	at West Florida	W	8-0
Apr. 15	at West Florida	W	3-2
ACC Championship			
Apr. 21	vs. North Carolina	W	4-0
Apr. 21	vs. Georgia Tech	W	2-1
Apr. 22	vs. Georgia Tech	W	5-2
NCAA Regional			
May 3	West Florida	W	9-3
May 3	West Florida	W	3-0
May 12	vs. USF	L	0-3
May 12	vs. South Carolina	W	5-4
May 13	at Massachusetts	L	0-8
May 13	vs. South Carolina	W	6-0
May 14	at Massachusetts	W	2-0
NCAA Regional			
May 19	vs. Nebraska	L	1-6
May 20	vs. Ohio	W	2-0
May 20	vs. Nebraska	W	6-2
May 21	at Arizona	L	0-15

1996 • (51-21, 5-3 ACC)

ACC Champions

NCAA Regional

Date	Opponent	Result	Score
Feb. 7	at Mercer	W	4-1
Feb. 7	at Mercer	W	5-2
Feb. 9	West Florida	W	8-0
Feb. 9	West Florida	W	8-0
Feb. 11	Georgia Southern	W	2-1
Feb. 11	Georgia Southern	W	5-0
Feb. 16	vs. UNLV	L	2-3
Feb. 16	vs. Washington	L	6-13
Feb. 16	vs. Arizona	L	4-8
Feb. 17	vs. Illinois State	W	4-1
Feb. 17	vs. Utah State	W	6-5
Feb. 18	vs. CS-Fullerton	L	11-12
Feb. 24	Stetson	W	1-0
Feb. 24	Stetson	W	6-2
Feb. 27	Florida AGM	W	8-0
Mar. 1	vs. Washington	L	1-3
Mar. 1	vs. Massachusetts	W	4-1
Mar. 2	vs. Long Beach State	L	1-2
Mar. 2	vs. Oregon	W	1-0
Mar. 3	vs. CS-Northridge	L	1-2
Mar. 5	UNC-Charlotte	W	7-1
Mar. 5	UNC-Charlotte	W	6-0
Mar. 6	Troy	W	5-2
Mar. 6	Troy	L	1-2
Mar. 8	vs. East Carolina	W	2-1
Mar. 8	vs. UT-Chattanooga	W	5-2
Mar. 8	vs. Ball State	W	4-2
Mar. 9	vs. Penn State	W	4-3
Mar. 9	vs. Indiana	W	3-1
Mar. 10	vs. Michigan State	W	6-2
Mar. 10	vs. UCLA	L	0-4
Mar. 14	Notre Dame	L	0-1
Mar. 15	Drake	W	1-0
Mar. 15	Ohio State	L	0-1
Mar. 16	Southern Illinois	L	3-4
Mar. 16	Eastern Michigan	W	7-0
Mar. 16	Massachusetts	W	3-1
Mar. 17	Michigan	L	1-6
Mar. 17	Connecticut	W	3-0
Mar. 19	Connecticut	W	6-0
Mar. 21	Bradley	W	4-1
Mar. 21	Bradley	W	7-2
Mar. 23	Georgia Tech*	W	2-0
Mar. 23	Georgia Tech*	L	1-3
Mar. 28	at Florida AGM	W	7-2
Mar. 28	at Florida AGM	W	13-0
Apr. 1	Florida AGM	W	4-0
Apr. 6	at Virginia*	W	8-0
Apr. 6	at Virginia*	W	5-4
Apr. 7	at Maryland*	W	4-0
Apr. 7	at Maryland*	W	6-2
Apr. 11	at North Carolina*	L	2-3
Apr. 11	at North Carolina*	L	4-5
Apr. 12	vs. Campbell	W	6-1
Apr. 13	vs. Florida Atlantic	L	0-1
Apr. 13	vs. South Carolina	W	4-2
Apr. 13	at North Carolina	W	2-0
Apr. 14	vs. Maryland	W	8-0
ACC Championship			
Apr. 19	vs. Georgia Tech	W	5-4
Apr. 19	vs. Maryland	W	3-0
Apr. 20	vs. North Carolina	W	3-1
Apr. 20	vs. North Carolina	-	-
Apr. 30	at West Florida	W	6-0
Apr. 30	at West Florida	W	10-0
May 3	at USF	W	1-0
May 3	at USF	L	1-4
May 5	South Carolina	W	5-1
May 5	South Carolina	L	3-5
May 6	South Carolina	W	2-1
NCAA Regional			
May 17	USF	W	3-1
May 18	Arizona	L	6-9
May 18	USF	W	6-0
May 19	Arizona	L	3-10

1997 • (45-19, 7-1 ACC)

ACC Champions

Date	Opponent	Result	Score
Feb. 9	at Georgia Southern	W	8-0
Feb. 9	at Georgia Southern	W	5-3
Feb. 12	at Florida AGM	W	7-0
Feb. 14	vs. Nebraska	W	2-1
Feb. 14	vs. Fresno State	L	0-2
Feb. 15	vs. Oregon	L	1-6
Feb. 15	vs. Utah	L	2-6
Feb. 16	vs. Ohio State	W	7-2
Feb. 16	vs. CS-Fullerton	W	4-2
Feb. 19	at Florida	L	1-3
Feb. 19	at Florida	W	8-1
Feb. 22	Mercer	W	1-0
Feb. 22	Mercer	W	5-1
Feb. 23	Florida AGM	W	8-0
Feb. 28	vs. Northwestern	W	2-0
Mar. 1	vs. Washington	L	3-8
Mar. 1	vs. Oklahoma	W	2-1
Mar. 2	vs. UConn	W	10-3
Mar. 3	vs. Louisiana Tech	L	2-6
Mar. 7	vs. Ball State	W	4-0
Mar. 7	vs. East Carolina	W	10-0
Mar. 7	vs. Michigan State	L	2-6
Mar. 8	vs. Hofstra	L	1-2
Mar. 8	vs. Arkansas	W	4-0
Mar. 8	vs. Indiana	W	3-2
Mar. 9	vs. Iowa	L	1-7
Mar. 11	Miami (OH)	W	2-1
Mar. 13	Louisiana Tech	L	2-3
Mar. 14	Wisconsin	L	3-12
Mar. 14	UT-Chattanooga	W	3-1
Mar. 14	UConn	W	2-1
Mar. 15	Bradley	W	4-0
Mar. 15	Eastern Michigan	W	5-1
Mar. 18	UConn	L	0-1
Mar. 18	UConn	W	8-2
Mar. 23	at Georgia Tech*	W	5-1
Mar. 23	at Georgia Tech*	W	8-5
Mar. 25	Maryland*	W	1-0
Mar. 25	Maryland*	W	3-0
Mar. 27	Youngstown State	W	8-2
Mar. 27	Youngstown State	W	6-3
Apr. 2	at Troy	W	3-2
Apr. 2	at Troy	T	1-1
Apr. 4	at Florida AGM	L	1-2
Apr. 6	Virginia*	W	8-0
Apr. 6	Virginia*	L	3-6
Apr. 10	at North Carolina*	W	6-0
Apr. 10	at North Carolina*	W	12-4
Apr. 11	vs. Florida Atlantic	W	5-1
Apr. 11	vs. Campbell	W	4-1
Apr. 11	vs. Coastal Carolina	W	12-2
Apr. 13	vs. Coastal Carolina	W	2-1
Apr. 13	vs. Florida Atlantic	W	4-0
ACC Championship			
Apr. 18	vs. North Carolina	W	5-4
Apr. 18	vs. Maryland	W	4-3
Apr. 19	vs. Maryland	L	1-2
Apr. 27	Florida AGM	W	7-0
Apr. 29	at UNC Charlotte	W	6-1
Apr. 29	at UNC Charlotte	W	3-1
May 1	at Alabama	W	2-0
May 1	at Alabama	L	5-6
May 2	at Auburn	W	2-0
May 2	at Auburn	L	1-2
May 9	USF	L	3-4
May 9	USF	L	1-3



YEAR-BY-YEAR RESULTS

1998 • (51-21, 5-3 ACC)

ACC Champions
NCAA Regional

Date	Opponent	Result	Score
Feb. 7	at Mercer	W	5-1
Feb. 7	at Mercer	W	9-1
Feb. 8	Georgia Southern	W	6-2
Feb. 8	Georgia Southern	W	3-1
Feb. 13	vs. Oregon	L	0-2
Feb. 13	vs. Purdue	W	8-1
Feb. 14	vs. Washington	W	1-0
Feb. 14	vs. Fresno State	W	2-1
Feb. 18	at West Florida	W	9-3
Feb. 18	at West Florida	W	10-6
Feb. 20	Florida AGM	W	4-2
Feb. 23	Florida AGM	W	6-0
Feb. 24	Troy	L	0-5
Feb. 24	Troy	W	5-4
Feb. 27	vs. Indiana	W	3-2
Feb. 27	vs. Arizona State	L	1-6
Feb. 28	vs. UMass	W	4-0
Feb. 28	vs. CS-Northridge	L	3-4
Mar. 1	vs. South Carolina	L	0-3
Mar. 1	vs. California	L	1-4
Mar. 5	vs. Georgia	W	6-5
Mar. 5	vs. Illinois-Chicago	L	1-3
Mar. 6	vs. Central Michigan	W	10-1
Mar. 6	vs. Purdue	W	5-4
Mar. 7	vs. Missouri	L	1-3
Mar. 7	vs. Alabama	W	4-1
Mar. 7	vs. Texas	L	1-9
Mar. 10	UNC-Charlotte	W	4-1
Mar. 10	UNC-Charlotte	W	4-1
Mar. 11	Miami (OH)	L	1-4
Mar. 11	Miami (OH)	L	1-3
Mar. 12	Purdue	L	0-1
Mar. 13	Northern Iowa	W	3-0
Mar. 13	Louisiana State	W	4-2
Mar. 13	Eastern Michigan	W	4-2
Mar. 14	Robert Morris	W	4-1
Mar. 14	Penn State	W	3-0
Mar. 14	Central Michigan	W	11-4
Mar. 15	Mississippi	W	4-2
Mar. 15	Umass	W	1-0
Mar. 17	Connecticut	W	6-4
Mar. 17	Connecticut	W	9-0
Mar. 20	North Carolina*	W	3-2
Mar. 20	North Carolina*	W	7-6
Mar. 25	Youngstown State	W	1-0
Mar. 25	Youngstown State	W	10-2
Mar. 27	vs. Wright State	W	8-3
Mar. 27	vs. Georgia State	W	8-0
Mar. 28	vs. Indiana State	W	6-1
Mar. 28	vs. Utah	W	2-1
Mar. 29	vs. Utah	L	1-4
Apr. 3	West Florida	W	2-1
Apr. 3	West Florida	W	5-3
Apr. 5	Georgia Tech*	W	3-2
Apr. 5	Georgia Tech*	W	4-1
Apr. 8	Florida	L	3-8
Apr. 8	Florida	W	5-3
Apr. 10	Florida AGM	L	1-3
Apr. 12	Auburn	W	5-1
Apr. 12	Auburn	W	8-3
Apr. 15	at Florida AGM	W	4-1
Apr. 18	at Virginia*	L	1-4
Apr. 18	at Virginia*	L	0-3
Apr. 19	at Maryland*	L	3-5
Apr. 19	at Maryland*	W	9-1
ACC Championship			
Apr. 23	Maryland	W	1-0
Apr. 24	Virginia	W	10-0
Apr. 25	Virginia	W	2-1
Apr. 25	Virginia	-	-
May 6	at USF	W	2-1
May 6	at USF	L	2-3
NCAA Midwest Regional			
May 15	at Oklahoma State	L	0-4
May 16	vs. Stanford	L	0-1

1999 • (40-25-1, 6-2 ACC)

ACC Champions

Date	Opponent	Result	Score
Feb. 6	at Georgia Southern	L	1-3
Feb. 6	at Georgia Southern	W	2-0
Feb. 9	at Florida AGM	L	2-3
Feb. 12	vs. Utah State	W	12-3
Feb. 12	vs. Utah	L	1-5
Feb. 13	vs. California	L	0-4
Feb. 13	vs. Nebraska	L	1-4
Feb. 14	vs. UNLV	W	10-5
Feb. 19	Mercer	W	9-0
Feb. 19	Mercer	W	10-0
Feb. 23	at Auburn	W	4-2
Feb. 23	at Auburn	T	0-0
Feb. 26	vs. Colorado State	W	3-2
Feb. 26	vs. Nebraska	L	0-1
Feb. 27	vs. DePaul	L	3-5
Feb. 27	vs. Arizona State	L	0-2
Feb. 28	vs. Colorado State	L	4-5
Mar. 1	Campbell	W	5-0
Mar. 1	Campbell	W	2-0
Mar. 4	vs. Mississippi State	L	1-2
Mar. 5	vs. Hofstra	W	6-5
Mar. 6	vs. Michigan	L	0-5
Mar. 6	vs. Florida Atlantic	L	4-8
Mar. 7	vs. Georgia	W	5-0
Mar. 7	at USF	L	1-2
Mar. 10	Miami (OH)	W	2-0
Mar. 10	Miami (OH)	W	6-2
Mar. 12	vs. Western Illinois	L	0-1
Mar. 13	vs. Toledo	W	9-1
Mar. 13	vs. Furman	W	2-0
Mar. 14	vs. Maryland	W	2-0
Mar. 14	vs. Central Michigan	L	1-5
Mar. 16	Massachusetts	L	1-2
Mar. 16	Massachusetts	W	6-0
Mar. 18	Virginia*	W	8-2
Mar. 18	Virginia*	W	2-1
Mar. 22	Minnesota	W	5-0
Mar. 22	Minnesota	W	5-2
Mar. 24	Maryland*	W	4-1
Mar. 24	Maryland*	L	3-5
Mar. 27	Michigan State	L	0-3
Mar. 27	Troy	W	6-1
Mar. 28	Michigan State	L	4-5
Mar. 28	Troy	W	7-0
Apr. 1	at Florida AGM	W	2-1
Apr. 3	at Georgia Tech*	W	7-0
Apr. 3	at Georgia Tech*	W	8-5
Apr. 4	at Georgia	L	0-5
Apr. 4	at Georgia	W	6-0
Apr. 7	at Florida	L	0-2
Apr. 7	at Florida	W	6-4
Apr. 9	at North Carolina*	L	0-6
Apr. 9	at North Carolina*	W	8-3
Apr. 10	vs. Florida Atlantic	L	0-1
Apr. 11	vs. Southern Miss	L	0-1
Apr. 14	Florida AGM	W	10-1
Apr. 14	Florida AGM	L	3-8
Apr. 17	FIU	W	6-1
Apr. 17	FIU	W	1-0
May 4	vs. UNC-Charlotte	W	10-1
May 4	vs. UNC-Charlotte	W	12-5
May 6	USF	W	2-1
May 6	USF	W	5-1
ACC Championship			
May 14	vs. North Carolina	W	2-1
May 15	vs. Virginia	W	1-0
May 16	vs. Virginia	W	3-0

2000 • (51-27, 6-2 ACC)

ACC Champions
NCAA Regional

Date	Opponent	Result	Score
Feb. 6	Georgia Southern	W	8-0
Feb. 6	Georgia Southern	W	6-1
Feb. 9	at Florida AGM	W	9-0
Feb. 11	California	L	0-1
Feb. 12	Florida Atlantic	L	2-3
Feb. 12	Florida AGM	W	8-7
Feb. 13	Florida Atlantic	W	2-0
Feb. 13	California	L	0-1
Feb. 16	at Mercer	W	7-0
Feb. 16	at Mercer	W	7-4
Feb. 19	at Bethune-Cookman	W	9-0
Feb. 19	at Bethune-Cookman	W	1-0
Feb. 20	at Stetson	W	2-0
Feb. 20	at Stetson	W	8-2
Feb. 26	vs. Eastern Michigan	W	5-1
Feb. 26	at Florida Atlantic	W	2-0
Feb. 27	vs. Villanova	L	2-3
Feb. 27	vs. Furman	W	8-0
Mar. 3	vs. Fresno State	L	0-2
Mar. 3	vs. Harvard	W	6-2
Mar. 4	vs. Texas	L	0-1
Mar. 4	vs. Mississippi State	L	0-4
Mar. 5	vs. Louisiana	L	1-9
Mar. 7	at Pacific	L	2-5
Mar. 10	vs. UCLA	L	0-3
Mar. 10	vs. Mississippi	L	2-3
Mar. 11	vs. Cal Poly	L	4-5
Mar. 11	at Fresno State	L	1-2
Mar. 12	vs. Illinois State	W	1-0
Mar. 12	vs. Texas Tech	W	3-0
Mar. 15	Princeton	W	4-3
Mar. 15	Princeton	W	2-0
Mar. 17	Troy	W	2-1
Mar. 17	Miami of Ohio	W	8-0
Mar. 17	Kansas	L	1-4
Mar. 18	Northern Iowa	W	6-2
Mar. 18	Michigan	L	1-6
Mar. 22	Ohio	W	8-1
Mar. 22	Ohio	W	6-1
Mar. 24	vs. Louisiana	L	1-2
Mar. 24	at UT-Chattanooga	W	1-0
Mar. 25	vs. Wisconsin	W	3-0
Mar. 25	vs. Louisiana	L	2-6
Mar. 26	vs. Wisconsin	W	6-5
Mar. 26	at UT-Chattanooga	W	2-1
Apr. 1	Georgia Tech*	L	1-2
Apr. 1	Georgia Tech*	L	2-8
Apr. 2	FIU	L	2-4
Apr. 2	FIU	W	8-3
Apr. 5	Florida	W	6-3
Apr. 5	Florida	L	3-5
Apr. 8	Southern Miss	L	0-9
Apr. 8	Florida AGM	W	3-0
Apr. 9	Southern Miss	L	1-4
Apr. 9	Florida AGM	W	9-1
Apr. 12	at Florida AGM	W	7-0
Apr. 15	Auburn	W	7-0
Apr. 15	Auburn	L	4-5
Apr. 16	North Carolina*	W	10-9
Apr. 16	North Carolina*	W	5-4
Apr. 21	at East Carolina	W	1-0
Apr. 21	at East Carolina	W	7-0
Apr. 22	at Campbell	W	7-1
Apr. 22	at Campbell	W	9-1
ACC Championship			
Apr. 29	Maryland	W	6-2
Apr. 30	Virginia	L	2-4
May 1	Maryland	W	3-0
May 1	Virginia	W	3-1
May 1	Virginia	W	2-0
May 3	at Virginia*	W	3-2
May 3	at Virginia*	W	6-2
May 4	at Maryland*	W	10-3
May 4	at Maryland*	W	3-2
NCAA West Regional			
May 18	vs. Long Beach State	W	2-0
May 19	vs. Iowa	W	4-1
May 20	at UCLA	L	1-6
May 20	vs. Iowa	W	4-2
May 21	at UCLA	L	1-7

2001 • (58-12, 7-1 ACC)

NCAA Regional

Date	Opponent	Result	Score
Feb. 3	at Georgia Southern	W	8-0
Feb. 3	at Georgia Southern	W	4-0
Feb. 9	Florida AGM	W	1-0
Feb. 10	UT-Chattanooga	W	4-1
Feb. 10	FIU	L	1-2
Feb. 11	UT-Chattanooga	W	3-2
Feb. 11	FIU	W	3-2
Feb. 16	Kent State	W	4-0
Feb. 17	College of Charleston	W	8-0
Feb. 17	Boston College	W	1-0
Feb. 18	College of Charleston	W	9-1
Feb. 18	Boston College	W	5-4
Feb. 20	Mercer	W	4-0
Feb. 20	Mercer	W	8-0
Feb. 23	vs. Illinois	L	0-1
Feb. 23	at Florida Atlantic	L	1-2
Feb. 24	vs. Florida AGM	W	11-0
Feb. 24	vs. Maryland	W	5-3
Feb. 25	vs. Illinois	W	2-0
Feb. 25	at Florida Atlantic	W	1-0
Mar. 2	Central Michigan	W	3-1
Mar. 3	Northwestern	W	2-1
Mar. 3	Ball State	W	1-0
Mar. 4	Northwestern	W	8-2
Mar. 4	Central Michigan	W	2-0
Mar. 6	at Florida AGM	L	4-5
Mar. 9	vs. UC-Riverside	W	8-0
Mar. 9	at San Diego State	W	2-1
Mar. 14	Nebraska	L	0-3
Mar. 15	Iowa State	W	4-0
Mar. 16	Iowa State	W	6-0
Mar. 16	Syracuse	W	3-2
Mar. 17	Bethune-Cookman	W	3-2
Mar. 17	Troy	W	11-0
Mar. 20	Connecticut	W	8-0
Mar. 20	Connecticut	W	3-0
Mar. 28	Florida AGM	W	7-0
Mar. 31	at Georgia Tech*	W	7-0
Mar. 31	at Georgia Tech*	L	1-2
Apr. 1	at Georgia State	W	9-1
Apr. 1	at Georgia State	W	10-0
Apr. 6	at North Carolina*	W	2-0
Apr. 7	at North Carolina*	W	5-0
Apr. 7	vs. Florida Atlantic	W	5-4
Apr. 7	vs. East Carolina	W	2-0
Apr. 8	at North Carolina	L	2-3
Apr. 11	at Florida AGM	W	6-0
Apr. 14	at Jacksonville State	W	4-1
Apr. 14	at Jacksonville State	W	12-2
Apr. 17	Florida AGM	W	12-0
Apr. 18	at Florida	W	5-3
Apr. 18	at Florida	W	3-1
Apr. 21	East Carolina	W	9-2
Apr. 21	East Carolina	W	9-0
Apr. 28	Virginia*	W	8-0
Apr. 28	Virginia*	W	10-2
Apr. 30	at Troy	W	1-0
Apr. 30	at Troy	L	1-2
May 5	Maryland*	W	5-0
May 5	Maryland*	W	10-1
ACC Championship			
May 11	vs. Maryland	W	2-1
May 12	vs. North Carolina	L	0-2
May 13	vs. Maryland	W	4-0
May 13	vs. North Carolina	L	1-4
NCAA Tallahassee Regional			
May 17	Bethune-Cookman	W	6-2
May 18	Florida	W	6-2
May 19	California	L	0-1
May 19	Florida Atlantic	W	2-0
May 20	California	W	2-1
May 20	California	L	2-3



10 WCWS APPEARANCES • 16 ACC CHAMPIONSHIPS • 31 NCAA APPEARANCES

YEAR-BY-YEAR RESULTS

2002 • (55-20, 6-0 ACC)

College World Series
NCAA Semifinalist

Date	Opponent	Result	Score
Feb. 3	Georgia Southern	W	7-0
Feb. 3	Georgia Southern	W	4-0
Feb. 5	at Mercer	W	2-0
Feb. 5	at Mercer	W	2-1
Feb. 8	Florida Atlantic	L	2-4
Feb. 8	Washington	L	4-6
Feb. 9	South Carolina	L	0-4
Feb. 9	Louisville	W	4-1
Feb. 15	Georgia	L	2-3
Feb. 15	Syracuse	W	6-3
Feb. 16	Penn St	W	4-0
Feb. 16	Maryland	W	2-1
Feb. 17	St. Johns	W	8-3
Feb. 22	vs. Texas Tech	L	1-4
Feb. 22	at New Mexico St.	W	5-0
Feb. 23	vs. Dayton	W	5-0
Feb. 23	at New Mexico St.	W	1-0
Feb. 24	vs. Dayton	W	12-0
Feb. 24	vs. Texas Tech	L	7-8
Feb. 27	at Florida AGM	W	7-3
Mar. 1	Kansas	W	5-4
Mar. 3	Texas	W	1-0
Mar. 3	Mississippi St.	L	0-2
Mar. 6	Pittsburgh	W	7-0
Mar. 8	Middle Tenn St.	W	2-1
Mar. 8	Iowa St	W	7-0
Mar. 9	Auburn	W	5-4
Mar. 9	Michigan	L	0-1
Mar. 9	Massachusetts	L	2-3
Mar. 11	Southern Illinois	W	2-1
Mar. 14	vs. Oklahoma	W	1-0
Mar. 14	vs. Rutgers	W	5-1
Mar. 15	at CS-Fullerton	L	1-8
Mar. 15	vs. Depaul	W	11-5
Mar. 16	vs. Washington	W	3-2
Mar. 17	vs. Texas	L	2-4
Mar. 20	Maine	W	6-2
Mar. 20	Maine	W	1-0
Mar. 22	vs. Campbell	W	8-0
Mar. 22	vs. UNC-Greensboro	W	3-1
Mar. 23	vs. Princeton	W	5-1
Mar. 23	vs. Ohio St.	L	1-2
Mar. 23	vs. UCF	W	10-2
Mar. 24	vs. Troy	L	2-4
Mar. 28	at Florida AGM	W	2-1
Apr. 6	Florida AGM	W	6-0
Apr. 6	Florida AGM	W	18-3
Apr. 11	UAB	W	9-0
Apr. 11	UAB	W	5-3
Apr. 13	Georgia Tech*	W	7-3
Apr. 13	Georgia Tech*	W	4-2
Apr. 17	Florida	L	1-7
Apr. 17	Florida	W	6-1
Apr. 20	North Carolina*	W	7-6
Apr. 20	North Carolina*	W	9-5
Apr. 28	Jacksonville State	W	3-0
Apr. 28	Jacksonville State	W	6-1
Apr. 30	at Virginia*	W	4-0
Apr. 30	at Virginia*	W	6-3
May 4	Troy	W	7-2
May 4	Troy	W	9-1
May 7	Florida Atlantic	W	3-2
May 7	Florida Atlantic	L	0-5

2003 • (46-11, 8-0 ACC)

ACC Champions
NCAA Regional

Date	Opponent	Result	Score
Feb. 1	at Georgia Southern	W	7-2
Feb. 1	at Georgia Southern	L	1-2
Feb. 4	Auburn	W	8-0
Feb. 4	Auburn	W	3-2 (10)
Feb. 7	Oregon	L	1-3
Feb. 7	Florida AGM	W	13-2
Feb. 8	Georgia	L	4-5(8)
Feb. 8	SE Louisiana	W	4-1
Feb. 14	Middle Tenn. St.	W	11-0
Feb. 14	Iowa State	W	3-1
Feb. 15	Middle Tenn. St.	W	6-3
Feb. 15	Iowa State	W	6-2
Feb. 18	at Florida AGM	W	5-0
Feb. 22	vs. Pacific	W	8-1
Feb. 22	vs. Oregon State	L	0-2
Feb. 23	vs. UMass	L	1-2
Feb. 26	Mercer	W	11-0
Feb. 28	Mississippi State	L	1-3
Mar. 2	Syracuse	W	6-1
Mar. 2	Pittsburgh	W	7-1
Mar. 5	at Troy	W	8-3
Mar. 5	at Troy	W	7-1
Mar. 7	Rutgers	W	6-0
Mar. 8	Winthrop	W	1-0
Mar. 8	Penn State	L	3-4 (11)
Mar. 12	vs. Long Beach State	W	4-0
Mar. 13	vs. Arizona	L	0-2
Mar. 14	vs. Louisiana	L	0-3
Mar. 22	vs. Princeton	W	5-1
Mar. 22	vs. Boston	W	2-1 (10)
Mar. 22	vs. Middle Tenn. St.	W	5-0
Mar. 23	vs. Georgia	W	4-3 (8)
Mar. 25	Maryland*	W	6-2
Mar. 25	Maryland*	W	3-2(10)
Mar. 27	at Florida AGM	W	9-2
Apr. 4	at Elon	W	6-0
Apr. 4	at Elon	W	6-0
Apr. 5	at North Carolina*	W	1-0
Apr. 5	at North Carolina*	W	4-0
Apr. 9	UCF	W	2-1 (9)
Apr. 9	UCF	W	2-0
Apr. 12	at Furman	W	6-0
Apr. 12	at Furman	W	12-0
Apr. 15	Florida AGM	W	8-0
Apr. 19	Jacksonville	W	9-0
Apr. 19	Jacksonville	W	2-0
Apr. 23	at Florida	W	5-0
Apr. 23	at Florida	W	7-3
Apr. 26	Virginia*	W	5-0
Apr. 26	Virginia*	W	12-1
May 4	at Georgia Tech*	W	4-0
May 4	at Georgia Tech*	W	6-0

ACC Championship

May 9	Virginia	W	10-1
May 10	Georgia Tech	W	5-3
May 11	Virginia	W	10-2

NCAA Gainesville Regional

May 15	vs. Texas-Arlington	L	0-1
May 16	vs. Oregon State	L	1-2

2004 • (62-12, 9-1 ACC)

ACC Champions
College World Series

Date	Opponent	Result	Score
Feb. 7	Illinois State	W	11-3
Feb. 7	Louisville	W	8-0
Feb. 8	Minnesota	W	3-0
Feb. 8	Florida AGM	W	9-1
Feb. 11	at Mercer	W	5-1
Feb. 11	at Mercer	W	8-2
Feb. 15	Southern Miss	W	5-1
Feb. 15	Southern Miss	W	9-1
Feb. 17	Georgia Southern	W	8-0
Feb. 17	Georgia Southern	W	4-0
Feb. 20	at Jacksonville	W	3-2
Feb. 20	at Jacksonville	L	1-2
Feb. 22	Florida AGM	W	8-0
Feb. 27	vs. Army	W	10-0
Feb. 27	vs. Texas	W	2-1
Feb. 28	vs. Washington	W	7-1
Feb. 28	vs. Oklahoma	W	3-2
Feb. 29	vs. South Carolina	W	3-1
Feb. 29	vs. LSU	L	3-4
Mar. 5	Penn State	W	8-0
Mar. 5	Rhode Island	W	11-0
Mar. 6	Louisiana	L	0-1
Mar. 6	St. John's	W	7-4
Mar. 7	Connecticut	W	8-0
Mar. 9	Connecticut	W	7-4
Mar. 11	Notre Dame	W	4-3
Mar. 12	Texas AGM	W	8-0
Mar. 12	Robert Morris	W	9-1
Mar. 13	St. Joseph's	W	7-0
Mar. 13	Central Michigan	W	9-0
Mar. 13	St. Joseph's	W	14-0
Mar. 14	Michigan	W	1-0
Mar. 16	Troy	W	11-2
Mar. 16	Troy	W	6-2
Mar. 18	vs. Arizona State	W	1-0
Mar. 18	vs. Nebraska	L	0-1
Mar. 19	vs. UNLV	W	2-1
Mar. 20	vs. Fresno State	W	3-0
Mar. 20	at CS-Fullerton	W	3-0
Mar. 25	FIU	W	11-0
Mar. 25	FIU	W	11-0
Mar. 30	at Florida AGM	W	12-0
Apr. 3	Georgia Tech*	W	4-0
Apr. 3	Georgia Tech*	W	2-1
Apr. 5	at Florida AGM	W	12-0
Apr. 7	Florida	W	2-0
Apr. 10	at UCF	W	2-1
Apr. 10	at UCF	W	3-2
Apr. 14	Florida AGM	W	12-0
Apr. 17	at Virginia*	W	1-0
Apr. 17	at Virginia*	L	4-5
Apr. 18	Maryland*	W	7-0
Apr. 18	Maryland*	W	2-1
Apr. 24	North Carolina*	W	1-0
Apr. 24	North Carolina*	W	5-0
May 1	NC State*	W	8-0
May 1	NC State*	W	4-0
May 3	at Auburn	L	0-1
May 3	at Auburn	W	4-0
May 8	at Michigan	L	1-2
May 8	at Michigan	L	0-1
May 10	at Eastern Michigan	W	2-0
May 10	at Eastern Michigan	L	5-6

ACC Championship

May 14	at Georgia Tech	W	3-2
May 15	at North Carolina	W	8-0
May 16	at Georgia Tech	W	3-1

NCAA Tallahassee Regional

May 20	vs. Long Island	W	4-0
May 21	vs. CS-Northridge	W	1-0
May 22	vs. Oregon	W	5-4
May 23	vs. Oregon	L	0-1
May 23	vs. Oregon	W	2-0

College World Series

May 27	vs. California	L	2-4
May 29	vs. Washington	W	2-0
May 30	vs. LSU	L	1-2

2005 • (35-28, 11-6 ACC)

NCAA Regional

Date	Opponent	Result	Score
Feb. 9	at Florida AGM	W	5-2
Feb. 9	at Florida AGM	L	7-10
Feb. 11	Missouri	L	2-3 (9)
Feb. 11	Nicholls State	W	2-0
Feb. 12	Nicholls State	W	7-3
Feb. 12	Missouri	L	3-6
Feb. 15	at Georgia Southern	L	0-1
Feb. 15	at Georgia Southern	W	3-0
Feb. 18	South Carolina	W	4-2
Feb. 18	Syracuse	W	5-4 (8)
Feb. 19	SE Louisiana	W	6-0
Feb. 19	Syracuse	L	1-2
Feb. 25	vs. Lehigh	W	5-1
Feb. 25	vs. Michigan State	W	4-1
Feb. 26	vs. Oklahoma	L	0-3
Feb. 26	vs. Fresno State	W	2-0
Mar. 2	Maine	W	1-0
Mar. 2	Maine	W	5-2
Mar. 4	at North Carolina*	W	2-0
Mar. 4	at North Carolina*	W	6-3
Mar. 5	at North Carolina*	L	2-3
Mar. 7	at NC State*	W	5-2
Mar. 7	at NC State*	L	1-2
Mar. 11	Iowa State	W	1-0
Mar. 11	Saint Joseph's	W	4-0
Mar. 12	Radford	W	4-0
Mar. 12	Eastern Kentucky	W	13-5
Mar. 13	Southern Illinois	L	0-4
Mar. 17	vs. Texas	L	2-7
Mar. 17	vs. Long Beach State	W	5-1
Mar. 18	vs. Arizona	L	0-6
Mar. 19	vs. Syracuse	L	3-4
Mar. 26	at Georgia Tech*	L	0-2
Mar. 26	at Georgia Tech*	L	1-3
Mar. 27	at Georgia Tech*	L	0-5
Mar. 30	Jacksonville	L	2-5
Mar. 30	Jacksonville	W	11-0
Apr. 2	Virginia Tech*	W	4-2
Apr. 2	Virginia Tech*	W	3-2
Apr. 3	Virginia Tech*	W	5-2
Apr. 13	UCF	L	1-2
Apr. 13	UCF	W	1-0
Apr. 16	Maryland*	W	1-0
Apr. 16	Maryland*	L	2-7
Apr. 17	Maryland*	W	2-0
Apr. 18	Florida AGM	W	4-1
Apr. 20	Florida AGM	W	5-1
Apr. 23	Virginia*	W	5-3
Apr. 23	Virginia*	W	4-0
Apr. 24	Virginia*	W	3-2
May 1	at Troy	L	3-5
May 1	at Troy	L	1-3
May 3	at Florida	L	4-7
May 3	at Florida	L	0-2
May 6	at BYU	W	12-3
May 6	at BYU	L	2-5
May 7	at Utah	L	5-8

ACC Championship

May 12	vs. Virginia Tech	L	2-3
May 13	at Maryland	L	0-2

NCAA Auburn Regional

May 20	at Auburn	W	5-0
May 21	vs. Baylor	L	5-9
May 22	at Auburn	W	2-0
May 27	vs. Baylor	L	3-5

ACC Championship			
May 10	North Carolina	W	3-2
May 11	Georgia Tech	L	0-2
May 11	North Carolina	L	2-5

NCAA Tallahassee Regional

May 16	Auburn	W	2-1
May 17	Georgia Tech	L	0-7
May 19	UT-Chattanooga	W	1-0
May 19	Georgia Tech	W	3-2
May 19	Georgia Tech	W	6-1

College World Series

May 23	vs. UCLA	W	2-1
May 24	vs. California	L	0-1
May 25	vs. Nebraska	W	4-3
May 26	vs. Arizona	L	2-6



YEAR-BY-YEAR RESULTS

2006 • (44-30, 10-10 ACC) NCAA Super Regional

Date	Opponent	Result	Score
Feb. 10	Louisville	L	3-12
Feb. 10	Samford	W	7-2
Feb. 11	Nicholls State	W	11-3
Feb. 14	Georgia Southern	W	3-2
Feb. 14	Georgia Southern	W	10-2
Feb. 17	South Carolina	W	4-3
Feb. 17	Iowa State	W	5-0
Feb. 18	South Carolina	L	2-4
Feb. 18	Iowa State	W	9-1
Feb. 22	at Jacksonville	W	8-1
Feb. 22	at Jacksonville	L	1-2
Feb. 24	vs. Louisiana	L	0-14
Feb. 24	vs. Tennessee	L	0-1
Feb. 28	at Florida AGM	W	5-2
Mar. 2	Michigan	L	0-9
Mar. 3	Michigan	L	3-6
Mar. 3	Western Michigan	W	2-1
Mar. 4	Maryland	W	6-5
Mar. 4	Michigan	L	0-5
Mar. 7	Connecticut	W	8-2
Mar. 7	Connecticut	W	1-0
Mar. 10	Connecticut	W	5-2(9)
Mar. 10	Kent State	L	2-4
Mar. 11	Western Illinois	W	11-6
Mar. 11	Georgia State	W	5-2
Mar. 12	Florida AGM	W	5-3
Mar. 12	St. John's	W	7-2
Mar. 13	North Carolina*	W	2-1
Mar. 14	North Carolina*	L	3-5
Mar. 14	North Carolina*	L	1-3
Mar. 16	at CS-Fullerton	L	1-6
Mar. 16	vs. Arizona State	W	1-0 (10)
Mar. 17	vs. Notre Dame	L	0-1
Mar. 18	vs. Michigan	L	3-11
Mar. 23	FIU	W	3-1
Mar. 23	FIU	W	8-0
Mar. 25	Boston College*	L	5-7
Mar. 25	Boston College*	W	8-0
Mar. 26	Boston College*	W	7-5
Mar. 29	Florida AGM	W	9-3
Mar. 30	Auburn	L	2-7
Apr. 1	Georgia Tech*	W	9-1
Apr. 1	Georgia Tech*	L	3-8
Apr. 2	Georgia Tech*	W	7-4
Apr. 3	at Florida AGM	L	0-4
Apr. 5	Florida	W	4-0
Apr. 5	Florida	W	6-5 (8)
Apr. 9	at Virginia*	L	0-1
Apr. 9	at Virginia*	W	8-5
Apr. 12	Florida AGM	W	9-3
Apr. 15	NC State*	L	0-2
Apr. 15	NC State*	L	5-6
Apr. 16	NC State*	W	2-0
Apr. 18	Troy	W	4-3
Apr. 18	Troy	L	2-4
Apr. 21	at Virginia Tech*	L	0-2
Apr. 22	at Virginia Tech*	L	2-10
Apr. 22	at Virginia Tech*	W	9-6
May 2	at UCF	W	2-0
May 2	at UCF	W	8-2
May 6	at Maryland*	L	4-6
May 6	at Maryland*	W	4-1
May 7	at Maryland*	W	8-4
ACC Championship			
May 11	Georgia Tech	W	10-1
May 12	NC State	W	6-0
May 13	Georgia Tech	L	3-4
May 13	Georgia Tech	W	7-4
May 14	NC State	L	1-4
NCAA Athens Regional			
May 19	vs. Coastal Carolina	W	7-1
May 20	at Georgia	W	3-2
May 21	at Georgia	L	1-3
May 21	at Georgia	W	2-0
NCAA Tempe Super Regional			
May 26	at Arizona State	L	1-6
May 27	at Arizona State	L	5-1

2007 • (44-25, 13-7 ACC) NCAA Regional

Date	Opponent	Result	Score
Feb. 9	Samford	W	13-5
Feb. 9	Florida AGM	W	5-0
Feb. 10	Radford	W	2-1
Feb. 10	Samford	W	8-0
Feb. 13	at Georgia Southern	W	11-2
Feb. 16	Jacksonville	W	10-2
Feb. 16	Kansas	L	0-1
Feb. 17	South Carolina	W	8-3
Feb. 17	Memphis	W	8-0
Feb. 23	vs. Nebraska	W	2-1(9)
Feb. 23	vs. Mississippi State	W	4-2
Feb. 24	vs. Tennessee Tech	W	9-8(8)
Feb. 24	vs. Seton Hall	W	4-2
Feb. 25	Southern Illinois	L	1-4
Feb. 28	Michigan	L	3-4
Feb. 28	Michigan	L	2-3
Mar. 3	at NC State*	L	3-6
Mar. 3	at NC State*	W	4-0
Mar. 4	at NC State*	L	2-4
Mar. 9	Syracuse	W	8-0
Mar. 9	Georgia State	W	6-2
Mar. 10	Appalachian State	W	4-2
Mar. 10	Maine	W	9-1
Mar. 10	Florida AGM	W	9-4
Mar. 11	Southern Illinois	W	6-0
Mar. 11	Georgia	L	1-2
Mar. 13	Southern Miss	W	2-0
Mar. 13	Southern Miss	W	6-1
Mar. 15	vs. Washington	W	3-1
Mar. 15	vs. CS-Northridge	L	3-4
Mar. 16	vs. Michigan	L	2-4
Mar. 17	vs. NC State*	L	2-3
Mar. 17	at CS-Fullerton	L	3-4
Mar. 21	at Florida AGM	W	8-0
Mar. 24	Virginia Tech*	L	0-1
Mar. 24	Virginia Tech*	W	10-2
Mar. 25	Virginia Tech*	L	0-1
Mar. 28	UCF	L	0-1(12)
Mar. 28	UCF	W	8-3
Mar. 31	Maryland*	W	4-2(14)
Mar. 31	Maryland*	W	6-0
Apr. 1	Maryland*	W	8-0
Apr. 4	at Florida	L	1-5
Apr. 4	at Florida	L	3-4
Apr. 7	at Georgia Tech*	W	8-0
Apr. 7	at Georgia Tech*	L	1-9(8)
Apr. 8	at Georgia Tech*	L	6-7
Apr. 11	Florida AGM	W	9-1
Apr. 14	at Boston College*	W	9-0
Apr. 14	at Boston College*	W	6-3
Apr. 17	Jacksonville	W	8-0
Apr. 17	Jacksonville	W	3-0
Apr. 21	Virginia*	W	8-2
Apr. 21	Virginia*	W	4-2
Apr. 22	Virginia*	W	8-0
Apr. 28	at North Carolina*	L	3-4
Apr. 28	at North Carolina*	W	3-2
Apr. 29	at North Carolina*	W	6-3
May 2	at Troy	W	5-3
May 2	at Troy	W	4-2
May 3	North Florida	W	5-0
May 3	North Florida	W	2-1
May 6	at Auburn	L	2-7
ACC Championship			
May 10	vs. North Carolina	W	8-0
May 11	vs. Virginia Tech	L	0-4
May 11	vs. Maryland	W	7-4
May 12	vs. Georgia Tech	L	3-6
NCAA Tuscaloosa Regional			
May 18	vs. California	L	6-13
May 19	at Alabama	L	3-6

2008 • (38-28, 12-9 ACC) NCAA Regional

Date	Opponent	Result	Score
Feb. 8	Southern Miss	W	11-3
Feb. 8	Louisville	L	3-4
Feb. 9	Troy	L	1-3
Feb. 9	Louisville	W	6-4
Feb. 13	at Florida AGM	W	9-1
Feb. 15	Jacksonville	L	2-5
Feb. 16	Bethune-Cookman	W	14-3
Feb. 17	Michigan State	L	2-3
Feb. 17	UAB	W	4-1
Feb. 19	at Jacksonville	W	10-0
Feb. 19	at Jacksonville	W	3-1
Feb. 23	North Carolina*	W	2-0
Feb. 23	North Carolina*	L	1-5
Feb. 24	North Carolina*	L	4-7
Feb. 27	Troy	L	0-3
Feb. 27	Troy	W	3-2
Feb. 29	vs. Massachusetts	W	6-0
Feb. 29	vs. Hofstra	W	1-0
Mar. 1	vs. Tennessee	L	5-8
Mar. 1	vs. Texas AGM	L	0-7
Mar. 2	vs. Iowa	W	2-0
Mar. 8	Appalachian State	W	2-0
Mar. 8	Connecticut	W	7-0
Mar. 9	Georgia State	W	1-0
Mar. 9	Georgia State	W	3-0
Mar. 11	Connecticut	W	2-1
Mar. 11	Connecticut	W	2-1
Mar. 14	at Virginia*	W	9-1
Mar. 14	at Virginia*	W	8-3
Mar. 15	at Virginia*	W	5-1
Mar. 18	Lipscomb	W	5-1
Mar. 18	Lipscomb	W	11-3
Mar. 20	vs. Arizona State	W	3-2
Mar. 20	vs. Long Beach State	L	2-6
Mar. 21	vs. Arizona	L	2-13
Mar. 21	vs. Washington	L	3-4
Mar. 22	at CS-Fullerton	W	4-1
Mar. 26	Georgia Southern	W	8-0
Mar. 26	Georgia Southern	W	4-3
Mar. 29	Boston College*	W	1-0
Mar. 29	Boston College*	L	1-6
Mar. 30	Boston College*	W	6-0
Apr. 2	Florida AGM	W	18-0
Apr. 5	at Maryland*	L	1-3
Apr. 5	at Maryland*	W	3-0
Apr. 6	at Maryland*	L	3-4
Apr. 9	at UCF	L	0-2
Apr. 9	at UCF	L	1-4
Apr. 12	Georgia Tech*	L	2-5
Apr. 12	Georgia Tech*	W	10-2
Apr. 13	Georgia Tech*	L	2-6
Apr. 16	Florida	L	1-6
Apr. 16	Florida	L	4-14
Apr. 18	Virginia Tech*	L	0-3
Apr. 19	Virginia Tech*	L	1-3
Apr. 19	Virginia Tech*	W	2-0
Apr. 26	NC State*	W	1-0
Apr. 26	NC State*	W	4-3
Apr. 27	NC State*	W	10-1
Apr. 30	at Michigan	L	2-6
Apr. 30	at Michigan	L	4-8
ACC Championship			
May 8	vs. Boston College	W	5-1
May 10	vs. Virginia Tech	L	0-2
NCAA Tuscaloosa Regional			
May 15	vs. Jacksonville State	L	3-4
May 16	vs. UT-Chattanooga	W	5-3
May 16	vs. Jacksonville State	L	1-10

2009 • (44-16, 17-4 ACC) NCAA Regional

Date	Opponent	Result	Score
Feb. 6	vs. Iowa	W	6-0
Feb. 6	at Texas	L	2-3
Feb. 7	vs. Stephen F. Austin	W	4-3
Feb. 7	vs. Stephen F. Austin	W	10-5
Feb. 8	at Texas	W	6-4
Feb. 11	Florida AGM	W	5-0
Feb. 13	Appalachian State	W	6-0
Feb. 14	Miami (OH)	W	10-2
Feb. 15	Purdue	W	8-0
Feb. 15	Mississippi State	L	5-4
Feb. 18	South Alabama	W	6-1
Feb. 21	East Carolina	L	2-1
Feb. 21	Indiana	W	7-0
Feb. 22	UC-Riverside	W	13-2
Feb. 22	Michigan	W	6-5
Feb. 24	Michigan	L	0-1
Mar. 5	Bethune-Cookman	W	3-2
Mar. 6	Troy	W	2-0
Mar. 6	Liberty	W	11-3
Mar. 7	Middle Tenn. St.	W	6-1
Mar. 9	at North Carolina*	L	0-1
Mar. 10	at North Carolina*	W	6-2
Mar. 10	at North Carolina*	W	4-1
Mar. 12	vs. Washington	L	1-4
Mar. 12	vs. Oklahoma	L	1-3
Mar. 13	vs. Fresno State	L	0-1
Mar. 14	vs. Bowling Green	W	3-0
Mar. 15	vs. Texas	W	2-0
Mar. 18	Jacksonville	W	4-0
Mar. 18	Jacksonville	W	10-0
Mar. 23	at North Florida	W	7-0
Mar. 23	at North Florida	L	3-5
Mar. 24	at Florida AGM	W	5-1
Mar. 28	at Georgia Tech*	L	3-8
Mar. 28	at Georgia Tech*	L	0-3
Mar. 29	at Georgia Tech*	W	5-4
Apr. 4	Virginia Tech*	W	6-0
Apr. 4	Virginia Tech*	W	3-2
Apr. 5	Virginia Tech*	L	0-2
Apr. 7	Troy	W	8-0
Apr. 7	Troy	W	1-0
Apr. 8	at Florida	L	3-4
Apr. 11	Maryland*	W	1-0
Apr. 11	Maryland*	W	8-0
Apr. 12	Maryland*	W	1-0
Apr. 18	at NC State*	W	10-1
Apr. 18	at NC State*	W	1-0
Apr. 19	at NC State*	W	1-0
Apr. 25	Virginia*	W	3-1
Apr. 25	Virginia*	W	12-4
Apr. 26	Virginia*	W	5-1
May 2	at Boston College*	W	2-0
May 2	at Boston College*	W	1-0
May 3	at Boston College*	W	4-0
ACC Championship			
May 8	vs. Boston College	W	2-0
May 9	vs. North Carolina	W	4-1
May 10	vs. Georgia Tech	L	1-3
NCAA Tallahassee Regional			
May 15	vs. Oklahoma State	L	0-1
May 16	vs. Mississippi State	W	5-0
May 16	vs. Oklahoma State	L	0-1



10 WCWS APPEARANCES • 16 ACC CHAMPIONSHIPS • 31 NCAA APPEARANCES

YEAR-BY-YEAR RESULTS

2010 • (44-18, 12-9 ACC)

NCAA Regional

Date	Opponent	Result	Score
Feb. 11	Southern Miss	L	1-2
Feb. 13	Bowling Green	W	9-0
Feb. 13	Iona	W	9-1
Feb. 14	Mercer	W	2-1
Feb. 14	Bowling Green	W	8-1
Feb. 17	at Florida AGM	W	9-2
Feb. 19	Coastal Carolina	W	4-0
Feb. 20	South Dakota State	W	12-0
Feb. 20	Gardner-Webb	W	7-0
Feb. 20	Gardner-Webb	W	5-0
Feb. 21	South Dakota State	W	6-0
Feb. 24	at Jacksonville	W	8-0
Feb. 26	vs. Illinois	L	3-4
Feb. 26	vs. Southern Illinois	W	9-1
Feb. 27	vs. Miss. Valley State	W	8-3
Feb. 27	vs. Hofstra	W	8-0
Feb. 28	vs. Kent State	W	6-0
Mar. 5	vs. Eastern Michigan	W	8-0
Mar. 5	at Florida Atlantic	W	6-3
Mar. 6	vs. Connecticut	W	5-4
Mar. 6	vs. Michigan State	W	3-1
Mar. 7	vs. Miami (OH)	W	4-0
Mar. 9	vs. Michigan State	W	7-0
Mar. 13	North Carolina*	L	0-5
Mar. 13	North Carolina*	W	2-1
Mar. 14	North Carolina*	L	4-5
Mar. 16	FIU	W	8-3
Mar. 16	FIU	W	7-2
Mar. 18	Auburn	L	0-1
Mar. 19	vs. Texas Tech	L	1-2
Mar. 20	vs. Long Island	W	6-0
Mar. 20	vs. Northern Illinois	W	7-1
Mar. 21	vs. Syracuse	W	3-0
Mar. 24	at Georgia	W	4-3
Mar. 27	Boston College*	W	4-0
Mar. 27	Boston College*	W	6-0
Mar. 28	Boston College*	W	11-3
Apr. 3	at Maryland*	W	2-0
Apr. 3	at Maryland*	W	3-2
Apr. 4	at Maryland*	L	2-6
Apr. 7	at UCF	W	6-1
Apr. 10	NC State*	W	4-2
Apr. 10	NC State*	W	5-0
Apr. 11	NC State*	L	1-3
Apr. 14	Florida	L	4-8
Apr. 14	Florida	L	2-9
Apr. 17	at Virginia Tech*	L	7-8
Apr. 17	at Virginia Tech*	L	4-5
Apr. 18	at Virginia Tech*	W	3-1
Apr. 21	at South Alabama	W	2-0
Apr. 24	Georgia Tech*	L	1-14
Apr. 24	Georgia Tech*	W	6-2
Apr. 25	Georgia Tech*	L	2-5
May 1	at Virginia*	L	1-2
May 1	at Virginia*	W	9-6
May 2	at Virginia*	W	2-1
ACC Championship			
May 14	vs. Maryland	W	3-0
May 15	at Virginia Tech	W	5-3
May 16	vs. Georgia Tech	L	4-8
NCAA Athens Regional			
May 21	vs. Radford	W	10-1
May 22	at Georgia	L	2-5
May 22	vs. Radford	L	2-3

2011 • (32-28, 9-11 ACC)

ACC Champions

NCAA Regional

Date	Opponent	Result	Score
Feb. 11	UNC-Greensboro	L	0-1
Feb. 11	St. John's	L	5-11
Feb. 12	Hofstra	W	5-1
Feb. 12	UNC-Greensboro	W	13-3
Feb. 13	Hofstra	L	0-2
Feb. 15	Florida AGM	W	8-5
Feb. 18	Georgia Southern	W	6-4
Feb. 18	Middle Tennessee	W	10-3
Feb. 19	Kentucky	W	2-0
Feb. 19	Middle Tennessee	W	11-1
Feb. 20	Kentucky	L	2-7
Feb. 24	vs. BYU	W	6-4
Feb. 24	vs. Oregon State	L	5-6
Feb. 25	vs. Northwestern	L	0-3
Feb. 26	vs. Long Beach State	W	4-1
Feb. 26	vs. San Diego State	L	2-10
Mar. 5	Wisconsin	W	7-1
Mar. 5	Utah	L	4-5
Mar. 6	Utah	W	7-3
Mar. 6	Wisconsin	W	9-0
Mar. 8	at Auburn	L	3-5
Mar. 11	vs. Mississippi State	L	8-9
Mar. 12	at Alabama	L	0-8
Mar. 12	vs. Mississippi State	L	7-8
Mar. 13	at Alabama	L	2-9
Mar. 16	South Alabama	W	6-0
Mar. 19	at NC State*	W	3-2
Mar. 19	at NC State*	L	2-4
Mar. 20	at NC State*	W	7-2
Mar. 23	at Florida AGM	W	9-2
Mar. 26	at North Carolina*	L	0-1
Mar. 26	at North Carolina*	L	2-3
Mar. 27	at North Carolina*	L	0-4
Apr. 2	Virginia Tech*	W	1-0
Apr. 2	Virginia Tech*	L	1-2
Apr. 3	Virginia Tech*	L	3-4
Apr. 6	at UCF	L	1-2
Apr. 9	Virginia*	W	8-0
Apr. 9	Virginia*	L	1-2
Apr. 10	Virginia*	W	6-1
Apr. 12	Mercer	W	5-4
Apr. 12	Mercer	W	3-0
Apr. 13	North Florida	W	9-7
Apr. 13	North Florida	W	6-1
Apr. 16	at Boston College*	W	7-1
Apr. 16	at Boston College*	W	11-4
Apr. 23	Maryland*	L	0-1
Apr. 23	Maryland*	L	4-7
Apr. 24	Maryland*	W	5-0
May 4	at Florida	L	0-1
May 7	at Georgia Tech*	L	3-11
May 7	at Georgia Tech*	L	2-7
May 8	at Georgia Tech*	W	9-4

ACC Championship

May 13	vs. Virginia Tech	W	9-2
May 14	vs. Virginia	W	12-5
May 15	vs. North Carolina	W	4-1

NCAA Athens Regional

May 20	vs. UAB	L	0-2
May 21	vs. Georgia State	W	6-1
May 21	vs. UAB	W	13-1
May 22	at Georgia	L	2-10

2012 • (47-16, 16-5 ACC)

NCAA Regional

Date	Opponent	Result	Score
Feb. 10	Stephen F. Austin	W	4-3 (8)
Feb. 10	Mississippi	W	10-6
Feb. 11	Tennessee Tech	W	5-2
Feb. 11	Tennessee Tech	W	8-0
Feb. 12	Mississippi	W	8-0
Feb. 17	Western Carolina	W	9-1
Feb. 18	Coastal Carolina	W	6-1
Feb. 18	North Dakota State	W	2-1
Feb. 19	Mercer	W	3-0
Feb. 22	UCF	W	6-2(9)
Feb. 24	vs. St. John's	W	5-1
Feb. 24	vs. Wisconsin	W	6-2
Feb. 25	vs. Southern Illinois	W	2-0
Feb. 25	vs. Marshall	W	4-1
Feb. 26	vs. Wisconsin	W	2-1
Mar. 2	vs. UC Santa Barbara	W	5-1
Mar. 3	vs. Radford	L	2-3
Mar. 3	at Hawaii	L	1-2
Mar. 4	vs. UC Santa Barbara	W	13-4
Mar. 4	at Hawaii	L	0-1
Mar. 10	NC State*	W	7-1
Mar. 10	NC State*	W	8-0
Mar. 11	NC State*	W	6-0
Mar. 13	UT-Chattanooga	W	1-0
Mar. 17	vs. Northwestern	W	1-0
Mar. 17	vs. Fairfield	W	2-0
Mar. 18	vs. Rutgers	L	0-1
Mar. 18	at USF	L	1-2
Mar. 20	Jacksonville	W	6-0
Mar. 20	Jacksonville	W	7-1
Mar. 21	at Florida AGM	W	10-1
Mar. 24	at Virginia*	W	5-0
Mar. 24	at Virginia*	W	2-0
Mar. 25	at Virginia*	W	3-1
Mar. 29	Florida Gulf Coast	W	5-0
Mar. 29	Florida Gulf Coast	W	7-1
Apr. 1	North Carolina*	W	8-3
Apr. 1	North Carolina*	L	2-4
Apr. 2	North Carolina*	W	3-1
Apr. 4	Florida	L	1-9
Apr. 6	at Virginia Tech*	L	5-11
Apr. 7	at Virginia Tech*	W	7-3
Apr. 7	at Virginia Tech*	W	3-1
Apr. 10	Florida AGM	W	5-3
Apr. 12	South Alabama	L	1-3
Apr. 15	Georgia Tech*	L	4-5
Apr. 15	Georgia Tech*	W	7-6
Apr. 16	Georgia Tech*	W	4-3
Apr. 18	at LSU	W	8-1
Apr. 19	at Troy	L	3-4
Apr. 21	Boston College*	W	12-4
Apr. 22	Boston College*	W	2-0
Apr. 22	Boston College*	W	5-0
May 1	at North Florida	W	8-1
May 1	at North Florida	W	5-0
May 5	at Maryland*	W	4-3
May 5	at Maryland*	L	1-4
May 6	at Maryland*	L	3-4 (10)

ACC Championship

May 10	vs. NC State	W	6-2
May 11	vs. Georgia Tech	L	1-9

NCAA Los Angeles Regional

May 18	vs. San Diego State	L	0-1
May 19	vs. UCLA	W	2-1
May 19	vs. San Diego State	L	0-1

2013 • (44-19, 18-2 ACC)

NCAA Super Regional

Date	Opponent	Result	Score
Feb. 8	Florida AGM	W	4-0
Feb. 9	North Florida	W	3-1
Feb. 10	Bethune-Cookman	W	20-0
Feb. 10	Jacksonville	W	8-0
Feb. 15	Tulsa	L	2-3(8)
Feb. 15	Arkansas	W	9-1
Feb. 16	Hofstra	W	9-1
Feb. 16	Hofstra	W	4-0
Feb. 17	Tulsa	L	1-4
Feb. 20	at UCF	W	10-3
Feb. 22	vs. LIU Brooklyn	W	15-1
Feb. 22	vs. Washington	L	0-2
Feb. 23	vs. Oklahoma	L	0-6
Feb. 24	vs. Nebraska	L	0-2
Feb. 24	vs. Stanford	L	1-3
Feb. 28	Troy	W	12-6
Mar. 1	Southern Miss	L	1-2
Mar. 1	Troy	L	3-6
Mar. 2	Appalachian State	W	8-7
Mar. 2	Appalachian State	W	3-0
Mar. 3	Troy	W	8-0
Mar. 9	at NC State*	W	4-0
Mar. 9	at NC State*	W	11-2
Mar. 10	at NC State	W	2-0
Mar. 12	FIU	W	11-2
Mar. 12	FIU	W	7-4
Mar. 13	Tennessee State	W	8-0
Mar. 15	Minnesota	L	2-3
Mar. 16	Georgia Southern	W	4-0
Mar. 17	Minnesota	W	4-3
Mar. 17	Georgia Southern	W	12-3
Mar. 19	at Auburn	W	6-3
Mar. 22	North Carolina*	L	4-5
Mar. 24	North Carolina*	W	9-1
Mar. 24	North Carolina*	W	3-1
Mar. 27	at Florida	L	3-7(8)
Mar. 30	at Maryland*	L	4-5
Mar. 30	at Maryland*	W	13-1
Mar. 31	at Maryland*	W	14-9
Apr. 3	LSU	L	4-5
Apr. 6	Boston College*	W	10-0
Apr. 6	Boston College*	W	4-0
Apr. 7	Boston College*	W	7-3
Apr. 10	at South Alabama	L	0-4
Apr. 14	Virginia*	W	3-2(8)
Apr. 14	Virginia*	W	10-2
Apr. 15	Virginia*	W	2-0
Apr. 17	Florida	L	0-8
Apr. 20	at Virginia Tech*	W	4-2
Apr. 20	at Virginia Tech*	W	11-0
Apr. 21	at Virginia Tech*	W	4-3
Apr. 27	at Georgia Tech*	W	4-1(8)
Apr. 27	at Georgia Tech*	W	8-0

ACC Championship

May 9	vs. Boston College	W	6-0
May 10	vs. North Carolina	W	3-0
May 11	vs. NC State	L	0-1

NCAA Mobile Regional

May 17	vs. Mississippi State	W	5-2
May 18	vs. South Alabama	W	2-1
May 19	vs. South Alabama	L	0-3
May 19	vs. South Alabama	W	7-6(8)

NCAA Austin Super Regional

May 25	vs. Texas	L	2-3
May 26	vs. Texas	L	0-4



YEAR-BY-YEAR RESULTS

2014 • (55-9, 24-3 ACC)

ACC Champions

College World Series

Date	Opponent	Result	Score
Feb. 7	vs. Nebraska	L	3-4
Feb. 7	at New Mexico State	W	11-0
Feb. 8	vs. UTEP	W	8-0
Feb. 8	vs. St. Mary's	W	12-3
Feb. 9	vs. Nebraska	W	5-1
Feb. 14	Southern Miss	W	5-1
Feb. 14	North Dakota State	W	4-1
Feb. 15	North Dakota State	W	9-0
Feb. 15	Southern Miss	W	11-0
Feb. 16	Southern Miss	W	12-0
Feb. 16	North Dakota State	W	5-0
Feb. 19	UCF	W	6-1
Feb. 21	Charleston Southern	W	8-2
Feb. 22	UC Santa Barbara	W	5-2
Feb. 26	at Auburn	W	5-4
Feb. 28	vs. Houston	W	7-1
Feb. 28	vs. Purdue	W	2-1
Mar. 1	vs. Purdue	W	4-1
Mar. 1	at Alabama	L	0-1
Mar. 2	at Alabama	W	5-1
Mar. 8	at Virginia*	L	9-11
Mar. 8	at Virginia*	W	8-0
Mar. 9	at Virginia*	W	15-0
Mar. 11	vs. Virginia Tech*	W	12-0
Mar. 11	vs. Virginia Tech*	L	4-5
Mar. 12	at Florida Gulf Coast	W	5-0
Mar. 15	NC State*	W	4-1
Mar. 15	NC State*	W	4-2
Mar. 16	NC State*	W	5-1
Mar. 19	at UNF	W	11-1
Mar. 19	at UNF	W	8-0
Mar. 22	at Boston College*	W	5-1
Mar. 22	at Boston College*	W	5-1
Mar. 23	at Boston College*	W	8-0
Mar. 26	Florida AGM	W	8-0
Mar. 30	at North Carolina*	W	6-0
Mar. 30	at North Carolina*	W	5-3
Mar. 31	at North Carolina*	W	5-1
Apr. 2	at Florida	W	3-2 (8)
Apr. 5	Maryland*	W	10-2
Apr. 5	Maryland*	W	14-6
Apr. 6	Maryland*	W	7-5
Apr. 9	Florida	L	2-4
Apr. 13	at Notre Dame*	L	5-8
Apr. 13	at Notre Dame*	W	9-7 (9)
Apr. 16	at Pitt*	W	5-2
Apr. 16	at Pitt*	W	10-3
Apr. 19	Syracuse*	W	7-1
Apr. 19	Syracuse*	W	5-0
Apr. 20	Syracuse*	W	9-1
Apr. 26	Georgia Tech*	W	5-1
Apr. 26	Georgia Tech*	W	4-0
Apr. 27	Georgia Tech*	W	3-0

ACC Championship

May 8	vs. Georgia Tech	W	11-5
May 9	vs. North Carolina	W	9-1
May 10	vs. Notre Dame	W	3-1

NCAA Tallahassee Regional

May 16	vs. Fordham	W	6-1
May 17	vs. USF	W	2-0 (11)
May 18	vs. USF	W	2-1

NCAA Tallahassee Super Regional

May 22	vs. Michigan	L	3-17
May 23	vs. Michigan	W	6-0
May 23	vs. Michigan	W	4-2

Women's College World Series

May 29	vs. Oregon	L	0-3
May 31	vs. Baylor	L	2-7

2015 • (49-14, 20-3 ACC)

ACC Champions

NCAA Super Regional

Date	Opponent	Result	Score
Feb. 7	Georgia Southern	W	8-0
Feb. 7	Kentucky	W	3-2
Feb. 8	Kentucky	L	1-3
Feb. 8	Georgia Southern	W	4-0
Feb. 10	at Florida AGM	W	12-5
Feb. 13	Nebraska	W	4-1
Feb. 13	Western Kentucky	W	2-1
Feb. 14	Michigan	L	5-6
Feb. 14	Michigan	L	1-2
Feb. 15	Nebraska	W	3-2
Feb. 19	vs. Tennessee	L	1-4
Feb. 19	vs. South Carolina	W	4-3
Feb. 20	vs. Oklahoma State	W	4-1
Feb. 21	vs. California	L	6-7
Feb. 21	vs. UCLA	W	5-1
Feb. 28	Boston College	W	5-0
Feb. 28	Boston College	W	2-1
Mar. 1	Boston College	W	5-1
Mar. 6	vs. Coastal Carolina	W	9-0
Mar. 6	vs. Bethune-Cookman	W	12-0
Mar. 7	vs. Hofstra	W	2-1
Mar. 7	at Florida Atlantic	W	1-0
Mar. 8	vs. Coastal Carolina	W	8-0
Mar. 10	at Florida Atlantic	W	12-0
Mar. 12	USC Upstate	W	2-0
Mar. 14	Notre Dame	W	4-1
Mar. 14	Notre Dame	W	7-3
Mar. 15	Notre Dame	L	0-12
Mar. 17	Colgate	W	8-0
Mar. 18	Troy	L	4-6
Mar. 21	at Virginia Tech	W	7-6
Mar. 21	at Virginia Tech	W	7-5
Mar. 22	at Virginia Tech	W	5-2
Mar. 25	Auburn	W	10-7
Mar. 25	Auburn	L	4-10
Mar. 28	Pittsburgh	W	8-0
Mar. 28	Pittsburgh	W	7-0
Mar. 29	Pittsburgh	W	3-0
Apr. 1	Florida AGM	W	11-0
Apr. 3	at NC State	W	6-5
Apr. 3	at NC State	W	10-1
Apr. 4	at NC State	L	4-9
Apr. 8	Florida	L	1-5
Apr. 11	Louisville	L	0-1
Apr. 12	Louisville	W	9-1
Apr. 18	Virginia	W	9-1
Apr. 18	Virginia	W	8-0
Apr. 19	Virginia	W	8-0
Apr. 22	at Florida	L	0-5
Apr. 25	at Georgia Tech	W	2-1
Apr. 25	at Georgia Tech	W	3-2
Apr. 26	at Georgia Tech	W	8-1
Apr. 27	at Georgia State	W	6-3
May 3	at North Florida	W	15-1

ACC Championship

May 7	vs. Boston College	W	4-2
May 8	vs. NC State	W	11-4
May 9	vs. Pittsburgh	W	6-2

NCAA Tallahassee Regional

May 15	Dartmouth	W	5-1
May 16	UCF	W	2-1
May 17	UCF	W	5-0

NCAA Knoxville Super Regional

May 21	at Tennessee	L	2-3
May 22	at Tennessee	W	6-1
May 22	at Tennessee	L	1-2

2016 • (55-10, 21-2 ACC)

ACC Champions

College World Series

NCAA Semifinalist

Date	Opponent	Result	Score
Feb. 12	vs. St. John's	W	5-2
Feb. 12	at FIU	W	7-1
Feb. 13	vs. LIU Brooklyn	W	12-0
Feb. 13	vs. Illinois	L	1-5
Feb. 14	vs. Valparaiso	W	16-5
Feb. 17	Stephen F. Austin	W	11-0
Feb. 19	Michigan	L	2-6
Feb. 20	Michigan	L	3-10
Feb. 20	Minnesota	W	5-4
Feb. 21	Minnesota	W	2-0
Feb. 24	Florida AGM	W	10-1
Feb. 26	Hofstra	W	8-0
Feb. 26	Bradley	W	14-0
Feb. 27	UAB	W	10-0
Feb. 27	Bradley	W	9-0
Feb. 28	UAB	W	10-0
Mar. 4	at UCLA	W	3-0
Mar. 5	at CSUN	W	12-3
Mar. 5	vs. UC Davis	W	17-3
Mar. 6	vs. CSUN	W	10-0
Mar. 8	at Cal State Fullerton	W	10-1
Mar. 12	vs. Tulsa	W	8-0
Mar. 12	vs. Cal Poly	W	3-1
Mar. 19	Syracuse*	W	4-2
Mar. 19	Syracuse*	W	4-1
Mar. 20	Syracuse*	W	3-0
Mar. 25	at North Carolina*	W	15-6
Mar. 26	at North Carolina*	W	9-6
Mar. 26	at North Carolina*	W	12-5
Apr. 3	at Notre Dame*	W	14-5
Apr. 3	at Notre Dame*	L	4-5
Apr. 6	Jacksonville	W	4-0
Apr. 8	NC State*	W	10-2
Apr. 9	NC State*	W	5-4
Apr. 10	NC State*	W	12-4
Apr. 13	Florida	L	0-1 (12)
Apr. 16	at Boston College*	W	10-2
Apr. 16	at Boston College*	W	2-0
Apr. 17	at Boston College*	W	9-6
Apr. 20	at Auburn	L	6-9
Apr. 20	at Auburn	W	4-3
Apr. 23	Virginia Tech*	W	2-0
Apr. 23	Virginia Tech*	W	3-1
Apr. 24	Virginia Tech*	W	13-1
Apr. 26	UCF	W	7-1
Apr. 30	at Pittsburgh*	W	16-11
Apr. 30	at Pittsburgh*	W	4-3
May 1	at Pittsburgh*	W	15-5
May 4	Florida	L	1-7
May 5	Florida AGM	W	12-3
May 7	Louisville*	L	0-4
May 7	Louisville*	W	9-0
May 8	Louisville*	W	4-3

ACC Championship

May 12	vs. Pittsburgh	W	8-0
May 13	vs. North Carolina	W	7-1
May 14	vs. Notre Dame	W	7-3

NCAA Tallahassee Regional

May 20	Florida AGM	W	1-0
May 21	South Carolina	W	4-0
May 22	South Carolina	W	2-1

NCAA Tallahassee Super Regional

May 27	Utah	W	6-2
May 28	Utah	W	3-0

Women's College World Series

Jun 2	vs. Georgia	L	4-5
Jun 4	vs. UCLA	W	8-4
Jun 5	vs. Michigan	W	1-0
Jun 5	vs. Auburn	L	7-8 (8)

2017 • (55-8-1, 24-0 ACC)

ACC Champions

NCAA Super Regional

Date	Opponent	Result	Score
Feb. 10	Lipscomb	W	13-1
Feb. 10	Furman	W	5-1
Feb. 11	Marshall	W	1-0
Feb. 11	Furman	W	9-1
Feb. 12	Marshall	W	7-0
Feb. 15	Florida AGM	W	5-0
Feb. 17	Northwestern	W	3-2
Feb. 18	Northwestern	W	7-0
Feb. 18	Nebraska	W	9-0
Feb. 19	Nebraska	W	8-0
Feb. 23	vs. Texas AGM	L	0-2
Feb. 23	vs. Stanford	W	8-2
Feb. 24	vs. San Diego State	W	6-4
Feb. 25	vs. Arizona	W	1-0
Feb. 26	vs. UCLA	W	2-1
Feb. 26	vs. Michigan	T	5-5
Mar. 3	Georgia Tech	W	4-0
Mar. 4	Georgia Tech	W	13-8
Mar. 5	Georgia Tech	W	8-0
Mar. 8	North Florida	W	8-0
Mar. 8	North Florida	W	3-0
Mar. 10	at Virginia Tech	W	12-3
Mar. 10	at Virginia Tech	W	13-2
Mar. 11	at Virginia Tech	W	5-2
Mar. 14	at FGCU	W	7-0
Mar. 15	vs. Canisius	W	9-1
Mar. 15	at FGCU	W	13-1
Mar. 17	Notre Dame	W	6-0
Mar. 18	Notre Dame	W	6-0
Mar. 19	Notre Dame	W	16-0
Mar. 22	at UCF	W	4-0
Mar. 24	at Virginia	W	13-1
Mar. 25	at Virginia	W	8-0
Mar. 26	at Virginia	W	10-0
Mar. 31	Pitt	W	14-3
Apr. 1	Pitt	W	12-4
Apr. 2	Pitt	W	5-0
Apr. 8	at Syracuse	W	18-9
Apr. 9	at Syracuse	W	13-4
Apr. 9	at Syracuse	W	6-5
Apr. 12	at Florida	L	0-1
Apr. 14	at South Carolina	L	2-7
Apr. 15	at South Carolina	W	3-1
Apr. 18	at Troy	W	9-3
Apr. 18	at Troy	W	2-0
Apr. 23	at Louisville	W	11-0
Apr. 23	at Louisville	W	4-3
Apr. 24	at Louisville	W	5-4
Apr. 28	North Carolina	W	3-0
Apr. 29	North Carolina	W	8-1
Apr. 30	North Carolina	W	6-2
May 3	Florida	W	3-1
May 6	at Oregon	L	0-11
May 6	at Oregon	L	1-3
May 7	at Oregon	L	1-2

ACC Championship

May 11	vs. Virginia	W	16-0
May 12	vs. Notre Dame	W	6-0
May 13	at North Carolina	W	4-3

NCAA Tallahassee Regional

May 19	Princeton	W	3-0
May 20	Georgia	W	7-1
May 21	Georgia	W	8-5

NCAA Tallahassee Super Regional

May 26	LSU	W	3-1
May 27	LSU	L	0-1
May 28	LSU	L	4-6



10 WCWS APPEARANCES • 16 ACC CHAMPIONSHIPS • 31 NCAA APPEARANCES

YEAR-BY-YEAR RESULTS

2018 • (58-12, 21-3 ACC)

ACC Champions

College World Series

NCAA National Champions

Date	Opponent	Result	Score
Feb. 9	vs. Portland State	W	18-1
Feb. 9	at Texas State	W	4-2
Feb. 10	at Texas State	W	8-0
Feb. 10	vs. Portland State	W	11-1
Feb. 14	Florida AGM	W	9-0
Feb. 16	#14 Minnesota	W	3-2
Feb. 17	#14 Minnesota	W	9-3
Feb. 17	#20 Michigan	L	0-1
Feb. 18	#20 Michigan	W	2-0
Feb. 20	McNeese	W	1-6
Feb. 21	at South Alabama	L	1-3
Feb. 21	at South Alabama	W	14-1
Feb. 23	vs. UNI	W	9-0
Feb. 23	at #10 Alabama	L	0-3
Feb. 24	at #10 Alabama	W	3-1
Feb. 24	vs. Georgia State	W	8-0
Mar. 2	Hofstra	L	0-1 (10)
Mar. 2	#6 Oregon	L	0-5
Mar. 3	FGCU	W	6-2
Mar. 3	Hofstra	W	5-0
Mar. 4	#6 Oregon	W	2-1
Mar. 8	vs. Penn	W	12-0
Mar. 10	at North Florida-1	W	13-0
Mar. 10	at North Florida-2	W	9-6
Mar. 16	Virginia Tech	W	2-0
Mar. 17	Virginia Tech	W	8-3
Mar. 18	Virginia Tech	W	6-2
Mar. 21	Troy	W	12-2
Mar. 21	Troy	W	9-1
Mar. 23	Syracuse	W	1-0
Mar. 24	Syracuse	W	6-0
Mar. 25	Syracuse	W	5-4
Mar. 30	at Georgia Tech	W	13-2
Mar. 31	at Georgia Tech	W	4-2
Apr. 1	at Georgia Tech	W	11-3
Apr. 4	#19 Louisiana	W	8-0
Apr. 4	#19 Louisiana	W	7-1
Apr. 6	Pitt	W	2-1
Apr. 6	Pitt	L	0-1 (8)
Apr. 8	Pitt	W	8-0
Apr. 11	#6 Florida	W	4-1
Apr. 13	at Boston College	L	0-1
Apr. 13	at Boston College	W	5-4
Apr. 14	at Boston College	W	5-0
Apr. 21	Louisville	W	4-0
Apr. 22	Louisville	W	8-0
Apr. 23	Louisville	W	3-1
Apr. 25	at #5 Florida	L	1-5
Apr. 27	at Notre Dame	W	9-2
Apr. 28	at Notre Dame	W	11-2
Apr. 29	at Notre Dame	L	1-3
May 4	at NC State	W	9-1
May 5	at NC State	W	5-0
May 6	at NC State	W	3-0

ACC Championship

May 10	vs. Louisville	W	7-4
May 11	vs. Notre Dame	W	6-1
May 12	vs. Pitt	W	5-4

NCAA Tallahassee Regional


May 18	Jacksonville State	W	8-0
May 19	Auburn	W	2-1 (8)
May 20	Jacksonville State	W	10-0

NCAA Tallahassee Super Regional

May 25	#11 LSU	L	5-6
May 26	#11 LSU	W	8-5 (11)
May 26	#11 LSU	W	3-1

Women's College World Series

May 31	vs. #3 UCLA	L	4-7
Jun. 2	vs. #7 Georgia	W	7-2
Jun. 2	vs. #1 Oregon	W	4-1
Jun. 3	vs. #3 UCLA	W	3-1
Jun. 3	vs. #3 UCLA	W	12-6
Jun. 4	vs. #5 Washington	W	1-0
Jun. 5	vs. #5 Washington	W	8-3





SERIES RECORDS

ACC SERIES RECORDS

BOSTON COLLEGE: (FSU LEADS 37-3)

Home: 19-2...Away: 12-1...Neutral: 6-0
ACC: 32-3

2001	W	1-0	H
	W	5-4	H
2006	L	5-7	H*
	W	8-0 (6)	H*
	W	7-5	H*
2007	W	9-0	A*
	W	6-3	A*
2008	W	1-0	H*
	L	1-6	H*
	W	6-0	H*
	W	5-1	N#
2009	W	2-0	A*
	W	1-0	A*
	W	4-0	A*
	W	2-0	N#
2010	W	4-0	H*
	W	6-0	H*
	W	11-3	H*
2011	W	7-1	A*
	W	11-4	A*
2012	W	12-4	H*
	W	2-0	H*
	W	5-0	H*
2013	W	10-0	H*
	W	4-0	H*
	W	7-3	H*
	W	6-0	H#
2014	W	5-1	N*
	W	5-1	N*
	W	8-0	N*
2015	W	5-0	H*
	W	2-1	H*
	W	5-1	H*
	W	4-2	N#
2016	W	10-2	A*
	W	2-0	A*
	W	9-6	A*
2018	L	0-1	A*
	W	5-4	A*
	W	5-0	A*

GEORGIA TECH: (FSU LEADS 61-26)

Home: 23-9...Away: 22-10...Neutral: 16-7
ACC: 46-16

1990	W	10-0	N
1992	W	10-0	N*
	W	6-0	N#
1993	W	3-0	A*
	W	2-0	A*
	W	12-0	N#
	W	11-0	N#
1994	W	6-1	H*
	W	2-1	H*
	W	11-0	N*
	W	2-1	N#
1995	W	9-4	A*
	W	10-1	A*
	W	2-1	N#
	W	5-2	N#
1996	W	2-0	H*
	L	1-3	H*
	W	5-4	N#
1997	W	5-1	A*
	W	8-5	A*
1998	W	3-2	H*
	W	4-1	H*
1999	W	7-0	A*
	W	8-5	A*
2000	L	1-2	H*
	L	2-8	H*
2001	W	7-0	A*
	L	1-2 (8)	A*
2002	W	7-3	H*
	W	4-2	H*
	L	0-2	N#
	L	0-7	N*
	W	3-2 (9)	N*
	W	6-1	N*
2003	W	4-0	A*
	W	6-0	A*
	W	5-3	N#
2004	W	4-0	H*
	W	2-1	H*
	W	3-2	H*
	W	4-0	H#
2005	L	0-2	A*

	L	1-3	A*
	L	0-5	A*
2006	W	9-1 (5)	H*
	L	3-8	H*
	W	7-4	H*
	W	10-1 (5)	N#
	L	3-4	N#
	W	7-4	N#
2007	W	8-0	A*
	L	9-1 (6)	A*
	L	7-6	A*
2008	L	6-3	N#
	L	2-5	H*
	W	10-2	H*
	L	2-6	H*
2009	L	3-8	A*
	L	0-3	A*
	W	5-4	A*
	L	3-1	N#
2010	L	1-14	H*
	W	6-2	H*
	L	2-5	H*
	L	4-8	N#
2011	L	3-11	A*
	L	2-7	A*
	W	9-4	A*
2012	L	4-5	H*
	W	7-6	H*
	W	4-3	H*
	L	1-9	N#
2013	W	4-1 (8)	A*
	W	8-0	A*
2014	W	5-1	H*
	L	4-0	H*
	W	3-0	H*
	W	11-5	N#
2015	W	2-1	A*
	W	3-2	A*
	W	8-1	A*
2017	W	4-0	H*
	W	13-8	H*
	W	8-0	H*
2018	W	13-2	A*
	W	4-2	A*
	W	11-3	A*

LOUISVILLE: (FSU LEADS 13-4)

Home: 7-3...Away: 4-1...Neutral: 2-0
ACC: 9-2

2002	W	4-1	N
2004	W	8-0	H
	L	3-12 (6)	H
2006	L	3-4	H
	W	6-4	H
2015	L	0-1	A*
	W	9-1	A*
2016	L	0-4	H*
	W	9-0	H*
	W	4-3	H*
2017	W	11-0	A*
	W	4-3	A*
	W	5-4	A*
2018	W	4-0	H*
	W	8-0	H*
	W	3-1	H*
	W	7-4	N#

NORTH CAROLINA: (FSU LEADS 71-24)

Home: 24-9...Away: 26-12...Neutral: 20-4
ACC: 41-18

1984	W	1-0	A
	W	5-0	A
	W	3-1	N
1986	W	1-0	N
1988	W	4-2	H
	W	8-4	H
	W	2-1 (8)	N
1989	L	1-2	H
	W	3-1	N
1990	W	1-0	N
1991	W	5-0	N
1992	W	12-1	N*
	L	0-1	A*
	W	11-0	N#
1994	W	5-1	A*
	W	6-2	A*
	L	0-1	A*
	W	6-5	N#
1995	W	6-3	H*
	W	3-1	H*
	W	8-2	N
	W	15-0	A
	W	2-1	A

	W	4-0	N#
1996	L	2-3	A*
	L	4-5	A*
	W	2-0	N
	W	3-1	N#
1997	W	6-0	A*
	W	12-4	A*
	W	5-4	N#
1998	W	3-2	H*
	W	7-6	H*
1999	L	0-6	A*
	W	8-3	A*
	W	2-1	N#
2000	W	10-9	H*
	W	5-4	H*
2001	W	2-0	A*
	W	5-0	A*
	L	2-3 (8)	N
	L	0-2	N#
	L	1-4	N#
2002	W	7-6 (8)	H*
	W	9-5	H*
	W	3-2	N#
	L	2-5	N#
2003	W	1-0	A*
	W	4-0	A*
2004	W	1-0	H*
	W	5-0	H
	W	8-0	H#
2005	W	2-0	A*
	W	6-3	A*
	L	2-3	A*
2006	W	2-1	H*
	L	3-5	H*
	L	1-3	H*
2007	L	4-3	A*
	W	3-2	A*
	W	8-3	A*
	W	8-0 (5)	N#
2008	W	2-0	H*
	L	1-5	H*
	L	4-7	H*
2009	L	1-0	A*
	W	6-2	A*
	W	4-1	A*
	W	4-1	A#
2010	L	0-5 (8)	H*
	W	2-1	H*
	L	4-5 (11)	H*
2011	L	0-1	A*
	L	2-3	A*
	L	0-4	A*
	W	4-1	N#
2012	W	8-3	H*
	L	2-4	H*
	W	3-1	H*
2013	L	4-5	H*
	W	9-1	H*
	W	3-1	H*
	W	3-0	H#
2014	W	6-0	A*
	W	5-3	A*
	W	5-1	A*
	W	9-1	N#
2016	W	15-6	A*
	W	9-6	A*
	W	12-5	A*
	W	7-1	N#
2017	W	3-0	H*
	W	8-1	H*
	W	6-2	H*
	W	4-3	A#

NC STATE: (FSU LEADS 35-11)

Home: 17-4...Away: 15-5...Neutral: 3-2
ACC: 26-6

2004	W	8-0	H*
	W	4-0	H*
2005	W	5-2	A*
	L	1-2	A*
2006	L	0-2 (9)	H*
	L	5-6	H*
	W	2-0	H*
	W	6-0	N#
	L	1-4	N#
2007	L	6-3	N
	W	4-0	A*
	L	4-2	A*
	L	3-2	A*
2008	W	1-0	H*
	W	4-3	H*
	W	10-1	H*
2009	W	10-1	A*
	W	1-0	A*
	W	1-0	A*

2010	W	4-2	H*
	W	5-0	H*
	L	1-3	H*
2011	W	3-2	A*
	L	2-4	A*
	W	7-2	A*
2012	W	7-1	H*
	W	8-0	H*
	W	6-0	H*
	W	6-2	N#
2013	W	4-0	A*
	W	11-1	A*
	W	2-0	A*
	L	0-1	H#
2014	W	4-1	H*
	W	4-2	H*
	W	5-1	H*
2015	W	6-5	A*
	W	10-1	A*
	L	4-9	A*
	W	11-4	N#
2016	W	10-2	H*
	W	5-4	H*
	W	12-4	H*
2018	W	9-2	A*
	W	5-0	A*
	W	3-0	A*

NOTRE DAME: (FSU LEADS 16-6)

Home: 6-2...Away: 4-3...Neutral: 6-1
ACC: 9-4

1991	W	7-0	N
1994	W	3-0	N
1996	L	0-1	H
2004	W	4-3	H
2006	L	0-1	N
2014	L	5-8	A*
	W	9-7 (9)	A*
	W	3-1	N#
2015	W	4-1	H*
	W	7-3	H*
	L	0-12	H*
2016	W	14-5	A*
	L	4-5	A*
	W	7-3	N#
2017	W	6-0	H*
	W	6-0	H*
	W	6-0	N#
2018	W	9-2	A*
	W	11-2	A*
	L	1-3	A*
	W	6-1	N#

PITT: (FSU LEADS 18-1)

Home: 10-1...Away: 5-0...Neutral: 3-0
ACC: 13-1

2002	W	7-0	H
2003	W	7-1	H
2014	W	5-2	A*
	W	10-3	A*
2015	W	8-0	H*
	W	3-0	H*
	W	11-0	H*
	W	6-2	N#
2016	W	16-11	A*
	W	4-3	A*
	W	15-5	A*
	W	8-0	N#
2017	W	14-3	H*
	W	12-4	H*
	W	5-0	H*
2018	W	2-1	H*
	L	0-1 (8)	H*
	W	8-0	H*
	W	5-4	N#

SYRACUSE: (FSU LEADS 18-2)

Home: 13-1...Away: 3-0...Neutral: 2-1
ACC: 12-0

2001	W	3-2	H
2002	W	6-3	N
2003	W	6-1	H
2005	W	5-4 (8)	H
	L	1-2	H
	L	3-4 (8)	N
2007	W	8-0	H
2010	W	3-0	N
2014	W	7-1	H*
	W	5-0	H*



10 WCWS APPEARANCES • 16 ACC CHAMPIONSHIPS • 31 NCAA APPEARANCES

SERIES RECORDS

.....W.....	9-1	H*
2016.....W.....	4-2	H*
.....W.....	4-1	H*
.....W.....	3-0	H*
2017.....W.....	18-9	A*
.....W.....	13-4	A*
.....W.....	6-5	A*
2018.....W.....	1-0	H*
.....W.....	6-0	H*
.....W.....	5-4	H*

VIRGINIA: (FSU LEADS 82-18)

Home: 41-5...Away: 22-7...Neutral: 19-6
ACC: 52-10

1986.....W.....	4-0	H
.....L.....	1-2	H
1987.....W.....	7-0	H
.....L.....	2-5	H
1988.....W.....	4-0	N
.....W.....	5-0	H
.....W.....	7-1	H
1989.....W.....	4-2	H
.....W.....	5-1	H
.....W.....	2-0	N
1990.....W.....	1-0	H
.....W.....	5-0	H
1991.....W.....	9-1	H
.....W.....	2-1	H
.....L.....	1-2	N
.....L.....	0-2	N
1992.....W.....	10-0	N*
.....L.....	0-1	H*
.....W.....	5-2	H*
.....W.....	11-1	N#
1993.....W.....	7-0	H*
.....W.....	3-2	N*
.....L.....	0-1	N#
.....W.....	2-0	N#
.....W.....	4-2	N#
1994.....W.....	7-0	N*
.....W.....	4-3	H*
.....W.....	9-4	N*
.....W.....	8-0	A*
.....L.....	4-5	A*
.....L.....	0-2	N#
.....W.....	1-0	N#
.....L.....	0-3	N#
1995.....W.....	2-1	N
.....W.....	3-2	H*
.....W.....	3-0	H*
1996.....W.....	8-0	A*
.....W.....	5-4	A*
1997.....W.....	8-0	H*
.....L.....	3-6	H*
1998.....L.....	1-4	A*
.....L.....	0-3	A*
.....W.....	10-0	N#
.....W.....	2-1	N#
1999.....W.....	8-2	H*
.....W.....	2-1	H*
.....W.....	1-0	N#
.....W.....	3-0	N#
2000.....L.....	2-4	N#
.....W.....	3-1	N#
.....W.....	2-0	N#
.....W.....	3-2	A*
.....W.....	6-2	A*
2001.....W.....	8-0	H*
.....W.....	10-2	H*
2002.....W.....	4-0	A*
.....W.....	6-3	A*
2003.....W.....	5-0	H*
.....W.....	12-1	H*
.....W.....	10-1	H#
.....W.....	10-2	H#
2004.....W.....	1-0	A*
.....L.....	4-5	A*
2005.....W.....	5-3	H*
.....W.....	4-0	H*
.....W.....	3-2	H*
2006.....L.....	0-1	A*
.....W.....	8-5	A*
2007.....W.....	8-2	H*
.....W.....	4-2	H*
.....W.....	8-0	H*
2008.....W.....	9-1	A*
.....W.....	8-3	A*
.....W.....	5-1	A*
2009.....W.....	3-1	H*
.....W.....	12-4	H*
.....W.....	5-1	H*
2010.....L.....	1-2	A*
.....W.....	9-6	A*
.....W.....	2-1	A*
2011.....W.....	8-0	H*

.....L.....	1-2	H*
.....W.....	6-1	H*
.....W.....	12-5	N#
2012.....W.....	5-0	A*
.....W.....	2-0	A*
.....W.....	3-1	A*
2013.....W.....	3-2 (8)	H*
.....W.....	10-2	H*
.....W.....	2-0	H*
2014.....L.....	9-11	A*
.....W.....	8-0	A*
.....W.....	15-0	A*
2015.....W.....	9-1	H*
.....W.....	8-0	H*
.....W.....	8-0	A*
2017.....W.....	13-1	A*
.....W.....	8-0	A*
.....W.....	10-0	A*
.....W.....	16-0	N#

VIRGINIA TECH: (FSU LEADS 30-16)

Home: 13-5...Away: 14-7...Neutral: 3-4
ACC: 28-13

2005.....W.....	4-2	H*
.....W.....	3-2	H*
.....W.....	5-2	H*
.....L.....	2-3 (14)	N#
2006.....W.....	0-2	A*
.....L.....	2-10 (5)	A*
.....W.....	9-6	A*
2007.....L.....	0-1	H*
.....W.....	10-2	H*
.....L.....	0-1	H*
.....L.....	0-4	N#
2008.....L.....	0-3	A*
.....W.....	1-3	A*
.....L.....	2-0	A*
.....L.....	0-2	N#
2009.....W.....	6-0	H*
.....W.....	3-2	H*
.....L.....	0-2	H*
2010.....W.....	7-8	A*
.....L.....	4-5	A*
.....W.....	3-1	A*
.....W.....	5-3	N#
2011.....W.....	1-0	H*
.....L.....	1-2 (10)	H*
.....L.....	3-4 (8)	H*
.....W.....	9-2	N#
2012.....L.....	5-11	A*
.....W.....	7-3	A*
.....W.....	3-1	A*
2013.....W.....	4-2	A*
.....W.....	11-0	A*
.....W.....	4-3	A*
2014.....W.....	12-0	N*
.....L.....	4-5	N*
2015.....W.....	7-6	A*
.....W.....	7-5	A*
.....W.....	5-2	A*
2016.....W.....	2-0	H*
.....W.....	3-1	H*
2017.....W.....	13-1	H*
.....W.....	12-3	A*
.....W.....	13-2	A*
.....W.....	5-2	A*
2018.....W.....	2-0	H*
.....W.....	8-3	H*
.....W.....	6-2	H*

NON-CONFERENCE

ADELPHI: (FSU LEADS 5-1)

Home: 2-0...Away: 0-0...Neutral: 3-1

1985.....L.....	0-2	N
1987.....W.....	1-0 (9)	N*
.....W.....	3-1 (13)	N*
1990.....W.....	4-0	H
1992.....W.....	12-2	N
.....W.....	5-0	H

ALABAMA: (ALABAMA LEADS 6-4)

Home: 0-0...Away: 3-6...Neutral: 1-0

1997.....W.....	2-0	A
.....L.....	5-6	A
1998.....W.....	4-1	N
2007.....L.....	3-6	A*
2011.....L.....	0-8	A
.....L.....	2-9	A

2014.....L.....	0-1	A
.....W.....	5-1	A
2018.....L.....	0-3	A
.....W.....	3-1	A

APPALACHIAN STATE: (FSU LEADS 5-0)

Home: 4-0...Away: 0-0...Neutral: 1-0

2007.....W.....	4-2	N
2008.....W.....	2-0	H
2009.....W.....	6-0	H
2013.....W.....	8-7	H
.....W.....	3-0	H

ARIZONA: (ARIZONA LEADS 11-1)

Home: 0-0...Away: 0-2...Neutral: 1-9

1991.....L.....	0-8	A
1992.....L.....	0-2	N
1995.....L.....	1-7	A
.....L.....	0-15	N*
1996.....L.....	4-8	N
.....L.....	6-9	N*
.....L.....	3-10	N*
2002.....L.....	2-6 (11)	N#
2003.....L.....	0-2	N
2005.....L.....	0-6	N
2008.....L.....	2-13	N
2017.....W.....	1-0	N

ARIZONA STATE: (ASU LEADS 6-4)

Home: 0-0...Away: 0-2...Neutral: 4-4

1986.....L.....	0-2	N
1989.....L.....	3-7 (9)	N
.....W.....	3-2	N
1998.....L.....	1-6	N
1999.....L.....	0-2	N
2004.....W.....	1-0	N
2006.....W.....	1-0 (10)	N
.....L.....	1-6	A*
.....L.....	1-5	A*
2008.....W.....	3-2	N

ARKANSAS: (FSU LEADS 2-0)

Home: 1-0...Away: 0-0...Neutral: 1-0

1997.....W.....	4-0	N
2013.....W.....	9-1	H

ARMY: (FSU LEADS 1-0)

Home: 0-0...Away: 0-0...Neutral: 1-0

2004.....W.....	10-0	N
-----------------	------	---

AUBURN: (FSU LEADS 17-10-1)

Home: 7-4...Away: 8-5...Neutral: 2-1

1997.....W.....	2-0	A
.....L.....	1-2	A
1998.....W.....	5-1	H
.....W.....	8-3	H
1999.....W.....	4-2	A
.....T.....	0-0	A
2000.....W.....	7-0	H
.....L.....	4-5	H
2002.....W.....	5-4	N
.....W.....	2-1	N*
2003.....W.....	8-0	H
.....W.....	3-2 (10)	H
2004.....L.....	1-0	A
.....L.....	4-0	A
2005.....W.....	5-0	A*
.....W.....	2-0	A*
2006.....L.....	2-7	H
2007.....L.....	2-7	A
2010.....L.....	0-1 (9)	H
2011.....L.....	3-5	A
2013.....W.....	6-3	A
2014.....W.....	5-4	A
2015.....W.....	10-7	H
.....L.....	4-10	H
2016.....L.....	6-9	A
.....W.....	4-3	A
.....L.....	7-8 (8)	N#
2018.....W.....	2-1	H*

AUSTIN PEAY: (FSU LEADS 1-0)

Home: 0-0...Away: 0-0...Neutral: 1-0

1990.....W.....	5-1	N
-----------------	-----	---

BALL STATE: (FSU LEADS 8-0-1)

Home: 4-0...Away: 0-0...Neutral: 4-0-1

1985.....T.....	0-0	N
1986.....W.....	4-0	H
.....W.....	3-2	H
1991.....W.....	5-0	H
1992.....W.....	2-0	N
.....W.....	9-0	N
1996.....W.....	4-2	N
1997.....W.....	4-0	N
2001.....W.....	1-0	H

BAYLOR: (BAYLOR LEADS 5-2)

Home: 0-0...Away: 0-0...Neutral: 2-5

1984.....L.....	2-3	N
1985.....L.....	4-5	N
1987.....W.....	10-0	N
.....W.....	8-1	N
2005.....L.....	5-9	N*
.....L.....	3-5	N*
2014.....L.....	2-7	N#

BETHUNE-COOKMAN: (FSU LEADS 8-0)

Home: 4-0...Away: 2-0...Neutral: 2-0

2000.....W.....	9-0	A
.....W.....	1-0	A
2001.....W.....	3-2	H
.....W.....	6-2	N*
2008.....W.....	14-3	H
2009.....W.....	3-2	H
2013.....W.....	20-0	H
2015.....W.....	12-0	N

BOSTON UNIVERSITY: (FSU LEADS 1-0)

Home: 0-0...Away: 0-0...Neutral: 1-0

2003.....W.....	2-1 (9)	N
-----------------	---------	---

BOWLING GREEN: (FSU LEADS 9-0)

Home: 8-0...Away: 0-0...Neutral: 1-0

1987.....W.....	4-0	H
.....W.....	12-2	H
.....W.....	3-1	H
1991.....W.....	2-0	H
.....W.....	9-0	H
1992.....W.....	4-0	H
2009.....W.....	3-0	N
2010.....W.....	9-0	H
.....W.....	8-1	H

BRADLEY: (FSU LEADS 11-0)

Home: 10-0...Away: 0-0...Neutral: 1-0

1985.....W.....	2-0	H
.....W.....	3-1	H
.....W.....	1-0	H
1987.....W.....	2-0	N
1991.....W.....	2-0	H
1992.....W.....	3-2	H
1996.....W.....	4-1	H
.....W.....	7-2	H
1997.....W.....	4-0	H
2016.....W.....	14-0	H
.....W.....	9-0	H

BRIGHAM YOUNG: (FSU LEADS 2-1)

Home: 0-0...Away: 1-1...Neutral: 1-0

2005.....W.....	12-3	A
.....L.....	2-5	A
2011.....W.....	6-4	N



SERIES RECORDS

BROWN: (FSU LEADS 2-0)

Home: 2-0...Away: 0-0...Neutral: 0-0
1985.....W.....14-0.....H
.....W.....14-2.....H

CALIFORNIA: (CAL LEADS 12-1)

Home: 1-4...Away: 0-0...Neutral: 0-8
1991.....L.....0-4.....N
1992.....L.....0-3.....N%
1996.....L.....1-4.....N
1999.....L.....0-4.....N
2000.....L.....0-1.....H
.....L.....0-1.....H
2001.....L.....0-1.....H
.....W.....2-1.....H
.....L.....1-2 (10).....H
2002.....L.....0-1.....N%
2004.....L.....4-2.....N%
2007.....L.....6-13.....N
2015.....L.....6-7.....N

CAL POLY: (FSU LEADS 2-1)

Home: 0-0...Away: 0-0...Neutral: 2-1
1993.....W.....1-0.....N
2000.....L.....4-5.....N
2016.....W.....3-1.....N

UC-DAVIS: (FSU LEADS 1-0)

Home: 0-0...Away: 1-0...Neutral: 1-0
2016.....W.....17-3.....N

UC-RIVERSIDE: (FSU LEADS 2-0)

Home: 1-0...Away: 0-0...Neutral: 1-0
2001.....W.....8-0.....N
2009.....W.....13-2.....H

UC-SANTA BARBARA: (FSU LEADS 3-0)

Home: 1-0...Away: 0-0...Neutral: 2-0
2012.....W.....5-1.....N
.....W.....13-4.....N
2014.....W.....5-2.....H

CAL STATE FULLERTON: (FULLERTON LEADS 8-5)

Home: 0-0...Away: 3-5...Neutral: 2-3
1987.....L.....0-3.....N%
1992.....L.....4-5.....A
1993.....W.....4-1.....N
1994.....L.....0-7.....A
1995.....L.....5-9.....N
1996.....L.....11-12.....N
1997.....W.....4-2.....N
2002.....L.....1-8.....A
2004.....W.....3-0.....A
2006.....L.....1-6.....A
2007.....L.....3-4.....A
2008.....W.....4-1.....A
2016.....W.....10-1.....A

CAL STATE NORTHRIDGE: (CSN LEADS 4-3)

Home: 1-0...Away: 1-0...Neutral: 1-4
1991.....L.....0-1.....N
1996.....L.....1-2.....N
1998.....L.....3-4.....N
2004.....W.....1-0.....H*
2007.....L.....3-4.....N
2016.....W.....12-3.....A
.....W.....10-0.....N

CAMPBELL: (FSU LEADS 9-0)

Home: 2-0...Away: 2-0...Neutral: 5-0
1995.....W.....4-0.....N
.....W.....7-1.....N
1996.....W.....6-1.....N
1997.....W.....4-1.....N
1999.....W.....5-0.....H

.....W.....2-0.....H
2000.....W.....7-1.....A
.....W.....9-1.....A
2002.....W.....8-0.....N

CANISIUS (FSU LEADS 1-0)

Home: 0-0...Away: 0-0...Neutral: 1-0
2017.....W.....9-1.....A

CENTRAL MICHIGAN: (FSU LEADS 8-2)

Home: 3-1...Away: 0-0...Neutral: 5-1
1987.....L.....0-1.....N%
1988.....W.....6-2.....N
1990.....W.....1-0.....N
1993.....W.....5-0.....N
1998.....W.....10-1.....N
.....W.....11-4.....H
1999.....L.....1-5.....H
2001.....W.....3-1.....H
.....W.....2-0.....H
2004.....W.....9-0.....N

CHARLESTON SOUTHERN: (FSU LEADS 1-0)

Home: 1-0...Away: 0-0...Neutral: 0-0
2014.....W.....8-2.....H

COASTAL CAROLINA: (FSU LEADS 9-0)

Home: 2-0...Away: 0-0...Neutral: 7-0
1993.....W.....8-0.....N
.....W.....9-1.....N
1997.....W.....12-2.....N
.....W.....2-1.....N
2006.....W.....7-2.....N*
2010.....W.....4-0.....H
2012.....W.....6-1.....H
2015.....W.....9-0.....N
.....W.....8-0.....N

COLGATE: (FSU LEADS 1-0)

Home: 1-0...Away: 0-0...Neutral: 0-0
2015.....W.....8-0.....H

COLLEGE OF CHARLESTON: (FSU LEADS 2-0)

Home: 2-0...Away: 0-0...Neutral: 0-0
2001.....W.....8-0.....H
.....W.....9-1.....H

COLORADO STATE: (SERIES TIED 1-1)

Home: 0-0...Away: 0-0...Neutral: 1-1
1999.....W.....3-2.....N
.....L.....4-5.....N

CONNECTICUT: (FSU LEADS 27-4)

Home: 21-2...Away: 3-0...Neutral: 3-2
1989.....W.....3-0.....H
1990.....L.....1-3.....H
1991.....W.....2-1.....H
.....W.....1-0.....H
.....W.....2-0.....A
1992.....W.....1-0.....A
.....W.....4-3.....A
1993.....W.....1-0.....H
.....W.....8-0.....H
.....L.....1-4.....N
.....L.....1-2.....N%
1994.....W.....4-1.....A
1996.....W.....3-0.....H
.....W.....6-0.....H
1997.....W.....10-3.....N
.....W.....2-1.....H
.....L.....0-1.....H
.....W.....8-2.....H
1998.....W.....6-4.....H
.....W.....9-0.....H
2001.....W.....8-0.....H
.....W.....3-0.....H
2004.....W.....8-0.....H

.....W.....7-4.....H
2006.....W.....8-2.....H
.....W.....1-0.....H
.....W.....5-3.....H
2008.....W.....2-1.....H
.....W.....2-1.....H
.....W.....7-0.....H
2010.....W.....5-4.....N

CREIGHTON: (FSU LEADS 2-1)

Home: 1-0...Away: 1-1...Neutral: 0-0
1988.....W.....4-0 (8).....A
.....L.....0-2.....A
1991.....W.....3-2.....H

DARTMOUTH: (FSU LEADS 1-0)

Home: 1-0...Away: 0-0...Neutral: 0-0
2015.....W.....5-1.....H*

DAVIS & ELKINS: (FSU LEADS 1-0)

Home: 0-0...Away: 0-0...Neutral: 1-0
1984.....W.....9-0.....N

DAYTON: (FSU LEADS 3-0)

Home: 0-0...Away: 0-0...Neutral: 3-0
1991.....W.....3-0.....N
2002.....W.....5-0.....N
.....W.....12-0.....N

DEPAUL: (SERIES TIED 1-1)

Home: 0-0...Away: 0-0...Neutral: 1-1
1999.....L.....3-5.....N
2002.....W.....11-5.....N

DETROIT: (FSU LEADS 3-0)

Home: 2-0...Away: 0-0...Neutral: 1-0
1985.....W.....5-0.....H
.....W.....6-1.....H
1991.....W.....9-0.....N

DRAKE: (FSU LEADS 2-0)

Home: 2-0...Away: 0-0...Neutral: 0-0
1993.....W.....6-0.....H
1996.....W.....1-0.....H

DREXEL: (FSU LEADS 4-0)

Home: 4-0...Away: 0-0...Neutral: 0-0
1991.....W.....2-0.....H
.....W.....7-1.....H
1992.....W.....3-0.....H
.....W.....4-0.....H

EAST CAROLINA: (FSU LEADS 21-2)

Home: 7-1...Away: 4-0...Neutral: 10-1
1984.....W.....2-0.....A
.....W.....3-0.....A
1986.....W.....3-0.....N
1987.....W.....10-0.....H
.....W.....2-1.....H
1989.....W.....5-0.....H
.....W.....5-0.....H
.....W.....3-0.....N
1990.....W.....7-2.....N
1991.....W.....13-0.....H
1992.....W.....5-2.....N
1993.....W.....13-0.....N
1994.....L.....0-1.....N
1995.....W.....10-2.....N
.....W.....4-3.....N
1996.....W.....2-1.....N
1997.....W.....10-0.....A
2000.....W.....1-0.....A
.....W.....7-0.....A
2001.....W.....2-0.....N
.....W.....9-2.....H

.....W.....9-0.....H
2009.....L.....2-1.....H

EAST CENTRAL COLLEGE: (FSU LEADS 2-0)

Home: 2-0...Away: 0-0...Neutral: 0-0
1984.....W.....8-0.....H
.....W.....10-0.....H

EASTERN ILLINOIS: (SERIES LEADS 5-0)

Home: 5-0...Away: 0-0...Neutral: 0-0
1988.....W.....2-1.....H
.....W.....3-2.....H
.....W.....11-1.....H
1993.....W.....7-2.....H
1994.....W.....9-0.....H

EASTERN KENTUCKY: (FSU LEADS 1-0)

Home: 1-0...Away: 0-0...Neutral: 0-0
2005.....W.....13-5.....H

EASTERN MICHIGAN: (FSU LEADS 17-1)

Home: 10-0...Away: 1-1...Neutral: 6-0
1987.....W.....8-1.....N
1988.....W.....3-1.....H
.....W.....4-3.....H
.....W.....7-4.....N
1989.....W.....2-0.....H
.....W.....5-1.....H
1990.....W.....1-0.....H
.....W.....1-0.....H
1991.....W.....1-0.....N
.....W.....3-2.....N
1994.....W.....1-0.....H
1996.....W.....7-0.....H
1997.....W.....5-1.....H
1998.....W.....4-2.....H
2000.....W.....5-1.....N
2004.....W.....2-0.....A
.....L.....6-5.....A
2010.....W.....8-0.....N

ELON: (FSU LEADS 2-0)

Home: 0-0...Away: 2-0...Neutral: 0-0
2003.....W.....6-0.....A
.....W.....6-0.....A

FAIRFIELD: (FSU LEADS 1-0)

Home: 0-0...Away: 0-0...Neutral: 1-0
2012.....W.....2-0.....N

FIU: (FSU LEADS 13-2)

Home: 12-2...Away: 1-0...Neutral: 0-0
1999.....W.....6-1.....H
.....W.....1-0.....H
2000.....L.....2-4.....H
.....W.....8-3.....H
2001.....L.....1-2.....H
.....W.....3-2.....H
2004.....W.....5-1.....H
.....W.....11-0.....H
2006.....W.....3-1.....H
.....W.....8-0.....H
2010.....W.....8-3.....H
.....W.....7-2.....H
2013.....W.....11-2.....H
.....W.....7-4.....H
2016.....W.....7-1.....A

FLORIDA: (FLORIDA LEADS 25-16)

Home: 8-12...Away: 7-13...Neutral: 1-0
1997.....L.....1-3.....A
.....W.....8-1.....A
1998.....L.....3-8.....H
.....W.....5-3.....H
1999.....L.....0-2.....A
.....W.....6-4.....A
2000.....W.....6-3.....H



10 WCWS APPEARANCES • 16 ACC CHAMPIONSHIPS • 31 NCAA APPEARANCES

SERIES RECORDS

.....	L	3-5	H
2001	..W	5-3	A
.....	..W	3-1	A
.....	..W	6-2	N*
2002	..L	1-7	H
.....	..W	6-1	H
2003	..W	5-0	A
.....	..W	7-3	A
2004	..W	2-0	H
2005	..L	4-7	A
.....	..L	0-2	A
2006	..W	4-0	H
.....	..W	6-5	H
2007	..L	1-5	A
.....	..L	3-4	A
2008	..L	1-6	H
.....	..L	4-14	H
2009	..L	3-4	A
2010	..L	4-8	H
.....	..L	2-9	H
2011	..L	0-1	A
2012	..L	1-9	H
2013	..L	3-7 (8)	A
.....	..L	0-8	H
2014	..W	3-2 (8)	A
.....	..L	2-4	H
2015	..L	1-5	H
.....	..L	0-5	A
2016	..L	0-1 (12)	A
.....	..L	1-7	H
2017	..L	0-1	A
.....	..W	3-1	H
2018	..W	4-1	H
.....	..L	1-5	A

FLORIDA A&M: (FSU LEADS 111-7)

Home: 62-2...Away: 48-5...Neutral: 1-0

1984	..W	12-0	H
.....	..W	9-0	H
.....	..W	10-0	H
.....	..W	11-1	A
.....	..W	11-0	A
1985	..W	3-0	A
.....	..W	5-0	A
.....	..W	3-0	A
.....	..W	1-0	H
.....	..W	8-0	H
1987	..W	8-1	H
.....	..W	6-3	H
.....	..W	17-0	A
.....	..W	7-1	A
1988	..W	14-3	A
.....	..W	11-0	A
.....	..W	7-0	H
.....	..W	3-0	H
.....	..W	2-1	H
1989	..W	11-0	A
.....	..W	4-0	A
.....	..W	3-0	H
.....	..W	4-1	H
1990	..W	6-2	A
.....	..W	4-0	A
.....	..W	10-0	H
.....	..W	2-0	H
1991	..W	8-0	A
.....	..W	4-0	A
.....	..W	7-1	H
.....	..W	11-1	H
1992	..W	12-0	A
.....	..W	10-0	A
.....	..W	7-0	H
.....	..W	6-0	H
1993	..W	7-0	A
.....	..W	10-0	A
.....	..W	10-0	H
.....	..W	4-1	H
1994	..W	3-0	A
.....	..W	8-0	H
.....	..W	7-0	A
.....	..W	8-0	H
1995	..W	8-0	H
.....	..W	9-0	A
.....	..W	10-0	A
.....	..W	6-0	H
1996	..W	8-0	H
.....	..W	7-2	A
.....	..W	13-0	A
.....	..W	4-0	H
1997	..W	7-0	A
.....	..W	8-0	H
.....	..L	1-2	A
.....	..W	7-0	H
1998	..W	4-2	A
.....	..W	6-0	H
.....	..L	1-3	H

.....	..W	4-1	A
1999	..L	2-3	A
.....	..W	2-1	A
.....	..W	10-1	H
.....	..L	3-8	H
2000	..W	9-0	A
.....	..W	8-7	H
.....	..W	3-0	H
.....	..W	9-1	H
.....	..W	7-0	A
2001	..W	1-0	H
.....	..W	11-0	N
.....	..L	4-5	A
.....	..W	7-0	H
.....	..W	6-0	A
.....	..W	12-0	H
2002	..W	7-3	A
.....	..W	2-1	A
.....	..W	6-0	H
.....	..W	18-3	H
2003	..W	13-2	H
.....	..W	5-0	A
.....	..W	9-2	A
.....	..W	8-0	H
2004	..W	9-1	H
.....	..W	8-0	H
.....	..W	12-0	A
.....	..W	12-0	A
2005	..W	5-2	A
.....	..L	7-10	A
.....	..W	4-1	H
.....	..W	5-1	H
2006	..W	4-0	H
.....	..W	6-5	H
.....	..W	9-3	H
.....	..L	0-4	A
.....	..W	9-3	H
2007	..W	5-0	H
.....	..W	9-4	H
.....	..W	8-0	A
.....	..W	9-1(15)	H
2008	..W	9-1	A
.....	..W	18-0	H
2009	..W	5-0	A
.....	..W	5-1	A
2010	..W	9-2	A
2011	..W	8-5	H
.....	..W	9-2	A
2012	..W	10-1	A
.....	..W	5-3	H
2013	..W	4-0	H
2014	..W	8-0	H
2015	..W	12-5	A
.....	..W	11-0	H
2016	..W	10-1	H
.....	..W	12-3	H
.....	..W	1-0	H*
2017	..W	5-0	H
2018	..W	9-0	H

FLORIDA ATLANTIC: (FSU LEADS 11-7)

Home: 2-3...Away: 5-1...Neutral: 4-3

1996	..L	0-1	N
1997	..W	5-1	N
.....	..W	4-0	N
1999	..L	4-8	N
.....	..L	0-1	N
2000	..L	2-3	H
.....	..W	2-0	H
.....	..W	2-0	A
2001	..L	1-2 (10)	A
.....	..W	1-0	A
.....	..W	5-4 (8)	N
.....	..W	2-0	N*
2002	..L	2-4	H
.....	..W	3-2	H
.....	..L	0-5	H
2010	..W	6-3	A
2015	..W	1-0	A
.....	..W	12-0	A

FLORIDA GULF COAST: (FSU LEADS 6-0)

Home: 3-0...Away: 3-0...Neutral: 0-0

2012	..W	5-0	H
.....	..W	7-1	H
2014	..W	5-0	A
2017	..W	7-0	A
.....	..W	13-1	A
2018	..W	6-2	H

FLORIDA SOUTHERN: (FSU LEADS 3-0)

Home: 1-0...Away: 0-0...Neutral: 2-0

1986	..W	7-0	N
.....	..W	2-0	N
.....	..W	7-3	H

FORDHAM: (FSU LEADS 1-0)

Home: 1-0...Away: 0-0...Neutral: 0-0

2014	..W	6-1	H*
------	-----	-----	----

FRESNO STATE: (FRESNO STATE LEADS 6-4)

Home: 1-0...Away: 0-1...Neutral: 3-5

1990	..W	1-0	N%
1991	..L	0-3	N%
1993	..L	1-2	N
1997	..L	0-2	N
1998	..W	2-1	N
2000	..L	0-2	N
.....	..L	1-2	A
2004	..W	3-0	H
2005	..W	2-0	N
2009	..L	0-1	N

FURMAN: (FSU LEADS 12-1)

Home: 7-0...Away: 2-0...Neutral: 3-1

1985	..W	13-0	H
1986	..W	3-2	H
.....	..L	0-1	N
1987	..W	1-0 (8)	H
.....	..W	8-2	N
1988	..W	2-0	H
1989	..W	5-0	N
1999	..W	2-0	H
2000	..W	8-0	N
2003	..W	6-0	A
.....	..W	12-0	A
2017	..W	5-1	H
.....	..W	9-1	H

GARDNER-WEBB: (FSU LEADS 2-0)

Home: 2-0...Away: 0-0...Neutral: 0-0

2010	..W	7-0	H
.....	..W	5-0	H

GEORGE MASON: (FSU LEADS 3-0)

Home: 1-0...Away: 0-0...Neutral: 2-0

1984	..W	5-0	H
1985	..W	5-0	N
1987	..W	3-0	N

GEORGIA: (FSU LEADS 9-8)

Home: 2-2...Away: 4-4...Neutral: 2-2

1998	..W	6-5	N
1999	..W	5-0	N
.....	..L	0-5	A
.....	..W	6-0	A
2002	..L	2-3	N
2003	..L	4-5(8)	H
2006	..W	3-2	A*
.....	..L	1-3	A*
.....	..W	2-0	A*
2007	..L	1-2	H
2010	..W	4-3	A*
.....	..L	2-5	A*
2011	..L	2-10	A*
2016	..L	4-5	N%
2017	..W	7-1	H*
.....	..W	8-5	H*
2018	..W	7-2	N%

GEORGIA SOUTHERN: (FSU LEADS 38-3)

Home: 25-0...Away: 12-3...Neutral: 1-0

1991	..W	6-2	A
.....	..W	5-1	A
.....	..W	4-0	H
.....	..W	9-1	H

1992	..W	8-0	A
.....	..W	13-3	A
.....	..W	6-0	H
.....	..W	2-0	H
1993	..W	6-0	N
1994	..W	10-1	H
.....	..W	8-0	H
1996	..W	2-1	H
.....	..W	5-0	H
1997	..W	8-0	A
.....	..W	5-3	A
1998	..W	6-2	H
.....	..W	3-1	H
1999	..L	1-3	A
.....	..W	2-0	A
2000	..W	8-0	H
.....	..W	6-1	H
2001	..W	8-0	A
.....	..W	4-0	A
2002	..W	7-0	H
.....	..W	4-0	H
2003	..W	7-2	A
.....	..L	2-1	A
2004	..W	8-0	H
.....	..W	4-0	H
2005	..L	0-1	A
.....	..W	3-0	A
2006	..W	3-2	H
.....	..W	10-2 (5)	H
2007	..W	11-2	A
2008	..W	8-0	H
.....	..W	4-3	H
2011	..W	6-4	H
2013	..W	4-0	H
.....	..W	12-3	H
2015	..W	8-0	H
.....	..W	4-0	H

GEORGIA STATE: (FSU LEADS 18-1)

Home: 9-0...Away: 3-0...Neutral: 6-1

1985	..W	7-0	N
1987	..W	4-1	N
1988	..W	5-0	H
.....	..W	2-1	H
1990	..W	2-0	H
.....	..W	8-0	H
.....	..L	0-1 (9)	N
1993	..W	1-0	H
1996	..W	8-0	N
2001	..W	9-1	A
.....	..W	10-0	A
2003	..W	4-3 (8)	N
2006	..W	5-2	H
2007	..W	6-2	H
2008	..W	1-0	H
.....	..W	3-0	H
2011	..W	6-1	N*
2015	..W	6-3	A
2018	..W	8-0	N

GRAMBLING: (FSU LEADS 5-0)

Home: 2-0...Away: 2-0...Neutral: 1-0

1984	..W	7-0	A
.....	..W	4-0	A
1985	..W	11-0	H
.....	..W	10-0	H
.....	..W	7-0	N

HARVARD: (FSU LEADS 1-0)

Home: 0-0...Away: 0-0...Neutral: 1-0

2000	..W	6-2	N
------	-----	-----	---

HAWAII: (HAWAII LEADS 2-0)

Home: 0-0...Away: 0-2...Neutral: 0-0

2012	..L	1-2	A
.....	..L	0-1	A

HOFSTRA: (FSU LEADS 16-3)

Home: 7-2...Away: 0-0...Neutral: 9-1

1992	..W	14-4	N
1993	..W	6-0	N
.....	..W	10-2	N
1994	..W	3-2	H
.....	..W	4-3	H
1995	..W	5-1	N



SERIES RECORDS

.....W.....	8-2.....	N
1997.....L.....	1-2.....	N
1999.....W.....	6-5.....	N
2008.....W.....	1-0.....	N
2010.....W.....	8-0.....	N
2011.....W.....	5-1.....	H
.....L.....	0-2.....	H
2013.....W.....	9-1.....	H
.....W.....	4-0.....	H
2015.....W.....	2-1.....	N
2016.....W.....	8-0.....	H
2018.....L.....	0-1 (00).....	H
.....W.....	5-0.....	H

HOUSTON: (FSU LEADS 1-0)

Home: 0-0...Away: 0-0...Neutral: 1-0		
2014.....W.....	7-1.....	N

ILLINOIS: (ILLINOIS LEADS 3-1)

Home: 0-0...Away: 0-0...Neutral: 1-3		
2001.....L.....	0-1.....	N
.....W.....	2-0.....	N
2010.....L.....	3-4.....	N
2016.....L.....	1-5.....	N

ILLINOIS-CHICAGO: (FSU LEADS 3-2)

Home: 1-0...Away: 0-0...Neutral: 2-2		
1994.....W.....	3-0.....	N
1995.....L.....	1-3.....	N
.....W.....	1-0.....	N
.....W.....	3-0.....	H
1998.....L.....	1-3.....	N

ILLINOIS STATE: (FSU LEADS 6-1)

Home: 2-1...Away: 0-0...Neutral: 4-0		
1989.....W.....	2-0.....	H
1992.....W.....	7-2.....	N
1994.....L.....	2-3.....	H
1995.....W.....	10-2.....	N
1996.....W.....	4-1.....	N
2000.....W.....	1-0.....	N
2004.....W.....	11-3.....	H

INDIANA: (FSU LEADS 9-1)

Home: 5-0...Away: 0-0...Neutral: 4-1		
1990.....L.....	1-2.....	N
.....W.....	1-0.....	H
.....W.....	2-0.....	H
1991.....W.....	3-1.....	N
.....W.....	6-2.....	H
1994.....W.....	3-2.....	H
1996.....W.....	3-1.....	N
1997.....W.....	3-2.....	N
1998.....W.....	3-2.....	N
2009.....W.....	7-0.....	H

INDIANA STATE: (FSU LEADS 2-0)

Home: 0-0...Away: 0-0...Neutral: 2-0		
1995.....W.....	8-0.....	N
1998.....W.....	6-1.....	N

IONA: (FSU LEADS 1-0)

Home: 1-0...Away: 0-0...Neutral: 0-0		
2010.....W.....	9-1.....	H

IOWA: (FSU LEADS 6-3)

Home: 0-0...Away: 0-0...Neutral: 6-3		
1990.....L.....	0-5.....	N
1993.....W.....	3-0.....	N
.....W.....	5-3.....	N*
1995.....L.....	0-4.....	N
1997.....L.....	1-7.....	N
2000.....W.....	4-1.....	N*
.....W.....	4-2.....	N*
2008.....W.....	2-0.....	N
2009.....W.....	6-0.....	N

IOWA STATE: (FSU LEADS 10-0)

Home: 9-0...Away: 0-0...Neutral: 1-0		
1994.....W.....	3-2.....	H
1995.....W.....	2-0.....	H
2001.....W.....	4-0.....	H
.....W.....	6-0.....	H
2002.....W.....	7-0.....	N
2003.....W.....	3-1.....	H
.....W.....	6-2.....	H
2005.....W.....	1-0.....	H
2006.....W.....	5-0.....	H
.....W.....	9-1 (6).....	H

JACKSONVILLE: (FSU LEADS 17-4)

Home: 12-2...Away: 5-2...Neutral: 0-0		
2003.....W.....	9-0.....	H
.....W.....	2-0.....	H
2004.....W.....	3-2.....	A
.....L.....	1-2.....	A
2005.....W.....	2-5.....	H
.....W.....	11-0.....	H
2006.....W.....	8-1.....	A
.....L.....	1-2.....	A
2007.....W.....	10-2(5).....	H
.....W.....	8-0(6).....	H
.....W.....	3-0.....	H
2008.....L.....	2-5.....	H
.....W.....	10-0.....	A
.....W.....	3-1.....	A
2009.....W.....	4-0.....	H
.....W.....	10-0.....	A
2010.....W.....	6-0.....	A
2012.....W.....	6-0.....	H
.....W.....	7-1.....	H
2013.....W.....	8-0.....	H
2016.....W.....	4-0.....	H

JACKSONVILLE STATE: (FSU LEADS 6-2)

Home: 4-0...Away: 2-0...Neutral: 0-2		
2001.....W.....	4-1 (00).....	A
.....W.....	12-2.....	A
2002.....W.....	3-0.....	H
.....W.....	6-1.....	H
2008.....L.....	3-4.....	N*
.....L.....	1-10.....	N*
2018.....W.....	8-0.....	H*
.....W.....	10-0.....	H*

KANSAS: (FSU LEADS 6-5)

Home: 1-2...Away: 0-0...Neutral: 5-3		
1988.....W.....	2-1.....	N
.....L.....	2-4.....	N
1989.....W.....	3-2.....	N
.....W.....	1-0.....	N
1993.....L.....	0-1.....	N*
.....W.....	5-0.....	N*
.....W.....	2-1.....	N*
1994.....L.....	2-4.....	N
2000.....L.....	1-4.....	H
2002.....W.....	5-4.....	H
2007.....L.....	0-1.....	H

KENT STATE: (FSU LEADS 6-1)

Home: 5-1...Away: 0-0...Neutral: 1-0		
1987.....W.....	16-0.....	H
1992.....W.....	6-0.....	H
.....W.....	2-1.....	H
.....W.....	8-0.....	H
2001.....W.....	4-0.....	H
2006.....L.....	2-4.....	H
2010.....W.....	6-0.....	N

KENTUCKY: (SERIES TIED 2-2)

Home: 2-2...Away: 0-0...Neutral: 0-0		
2011.....W.....	2-0.....	H
.....L.....	2-7.....	H
2015.....W.....	3-2.....	H
.....L.....	1-3.....	H

LEHIGH: (FSU LEADS 1-0)

Home: 0-0...Away: 0-0...Neutral: 1-0		
2005.....W.....	5-1.....	N

LIBERTY: (FSU LEADS 2-0)

Home: 1-0...Away: 1-0...Neutral: 0-0		
1984.....W.....	9-0.....	A
2009.....W.....	11-3.....	H
2017.....W.....	13-1.....	H

LIMESTONE: (FSU LEADS 4-0)

Home: 0-0...Away: 0-0...Neutral: 4-0		
1986.....W.....	4-0.....	N
.....W.....	1-0.....	N
1987.....W.....	6-0.....	N
.....W.....	11-0.....	N

LIPSCOMB: (FSU LEADS 3-0)

Home: 3-0...Away: 0-0...Neutral: 0-0		
2008.....W.....	5-1.....	H
.....W.....	11-3.....	H
2017.....W.....	13-1.....	H

LIU BROOKLYN: (FSU LEADS 2-0)

Home: 0-0...Away: 0-0...Neutral: 1-0		
2013.....W.....	15-1.....	N
2016.....W.....	12-0.....	N

LONG BEACH STATE: (FSU LEADS 4-2)

Home: 0-0...Away: 0-0...Neutral: 4-2		
1996.....L.....	1-2.....	N
2000.....W.....	2-0.....	N*
2003.....W.....	4-0.....	N
2005.....W.....	5-1.....	N
2008.....L.....	2-6.....	N
2011.....W.....	4-1.....	N

LONG ISLAND: (FSU LEADS 2-0)

Home: 1-0...Away: 0-0...Neutral: 1-0		
2004.....W.....	4-0.....	H*
2010.....W.....	6-0.....	N

LOUISIANA: (FSU LEADS 11-9)

Home: 4-2...Away: 0-0...Neutral: 7-7		
1984.....W.....	1-0.....	H
1989.....W.....	4-2.....	N
1990.....L.....	1-2 (00).....	H
.....W.....	4-3.....	N*
.....W.....	2-1.....	N*
1991.....W.....	3-0.....	N
.....W.....	1-0.....	N*
1992.....W.....	1-0.....	N*
.....W.....	1-0.....	N*
1993.....L.....	1-2.....	H
.....W.....	2-1.....	H
1994.....L.....	3-12.....	N
2000.....L.....	1-9.....	N
.....L.....	1-2.....	N
.....L.....	2-6.....	N
2003.....L.....	0-3.....	N
2004.....L.....	1-0.....	N
2006.....L.....	0-14 (5).....	N
2018.....W.....	8-0.....	H
.....W.....	7-1.....	H

LOUISIANA TECH: (LA TECH LEADS 11-2-2)

Home: 1-1...Away: 0-0...Neutral: 1-10-2		
1984.....T.....	0-0.....	N
1985.....T.....	0-0.....	N
.....L.....	1-2.....	N
.....L.....	3-4.....	N
1986.....L.....	0-4.....	N*
.....L.....	0-1.....	N*
1987.....W.....	2-1.....	N
1988.....L.....	0-7.....	N

.....L.....	1-6.....	N*
1989.....L.....	0-1 (00).....	N
.....L.....	0-1 (00).....	N
.....L.....	1-3.....	N*
1994.....W.....	2-0.....	H
1997.....L.....	2-6.....	N
.....L.....	2-3.....	H

LSU: (LSU LEADS 6-5)

Home: 2-3...Away: 1-0...Neutral: 0-2		
1998.....W.....	4-2.....	H
2004.....L.....	3-4.....	N
.....L.....	1-2.....	N%
2012.....W.....	8-1.....	A
2013.....L.....	4-5.....	H
2017.....W.....	3-1.....	H6
.....L.....	0-1.....	H6
.....L.....	4-6.....	H6
2018.....L.....	5-6.....	H6
.....W.....	8-5 (11).....	H6
.....W.....	3-1.....	H6

MAINE: (FSU LEADS 11-0)

Home: 10-0...Away: 0-0...Neutral: 1-0		
1986.....W.....	1-0.....	H
.....W.....	10-0.....	H
1988.....W.....	1-0.....	H
1990.....W.....	7-0.....	N
2002.....W.....	6-2.....	H
.....W.....	1-0.....	H
2004.....W.....	7-0.....	H
.....W.....	2-1.....	H
2005.....W.....	1-0.....	H
.....W.....	5-2.....	H
2007.....W.....	9-1(5).....	H

MARSHALL: (FSU LEADS 5-0)

Home: 4-0...Away: 0-0...Neutral: 1-0		
1995.....W.....	8-0.....	H
.....W.....	7-0.....	H
2012.....W.....	4-1.....	N
2017.....W.....	1-0.....	H
.....W.....	7-0.....	H

MARYLAND: (FSU LEADS 48-14)

Home: 24-4...Away: 13-9...Neutral: 11-1		
ACC: 34-14		
1996.....W.....	4-0.....	A*
.....W.....	6-2.....	A*
.....W.....	8-0.....	N
.....W.....	3-0.....	N#
1997.....W.....	1-0.....	H*
.....W.....	3-0.....	H*
.....W.....	4-3.....	N#
.....L.....	1-2.....	N#
1998.....L.....	3-5.....	A*
.....W.....	9-1.....	A*
.....W.....	1-0.....	N#
1999.....W.....	2-0.....	H
.....L.....	4-1.....	H*
.....L.....	3-5.....	H*
2000.....W.....	6-2.....	N#
.....W.....	3-0.....	N#
.....W.....	10-3.....	A*
.....W.....	3-2.....	A*
2001.....W.....	5-3.....	N*
.....W.....	5-0.....	H*
.....W.....	10-1.....	H*
.....W.....	2-1 (11).....	N#
.....W.....	4-0.....	N#
2002.....W.....	2-1.....	H
2003.....W.....	6-2.....	H*
.....W.....	3-2 (10).....	H*
2004.....W.....	7-0.....	H*
.....W.....	2-1.....	H*
2005.....W.....	1-0 (9).....	H*
.....L.....	2-7.....	H*
.....W.....	2-0.....	H*
.....L.....	0-2.....	A#
2006.....W.....	6-5.....	H*
.....L.....	4-6.....	A*
.....W.....	4-1.....	A*
.....W.....	8-4.....	A*
2007.....W.....	4-2(14).....	H*
.....W.....	6-0.....	H*
.....W.....	8-0(5).....	H*
2008.....L.....	7-4.....	N#
.....L.....	1-3.....	A*



SERIES RECORDS

.....W.....	3-0	A*
.....L.....	3-4	A*
2009.....W.....	1-0	H*
.....W.....	8-0	H*
.....W.....	1-0	H*
2010.....W.....	2-0	A*
.....W.....	3-2 (8)	A*
.....L.....	2-6	A*
.....W.....	3-0	N#
2011.....L.....	0-1	H*
.....L.....	4-7	H*
.....W.....	5-0	H*
2012.....W.....	4-3	A*
.....L.....	1-4	A*
.....L.....	3-4 (10)	A*
2013.....L.....	4-5	A*
.....W.....	13-1	A*
.....W.....	14-9	A*
2014.....W.....	10-2	H*
.....W.....	14-6	H*
.....W.....	7-5	H*

MASSACHUSETTS: (FSU LEADS 12-5)

Home: 5-1...Away: 3-1...Neutral: 4-3		
1991.....W.....	2-0	A
1992.....W.....	3-1	N
.....L.....	2-4	N#
1993.....W.....	5-0	A
1995.....W.....	5-4	H
.....W.....	4-3	H
.....L.....	0-8	A
.....W.....	2-0	A
1996.....W.....	4-1	N
.....W.....	3-1	H
1998.....W.....	4-0	N
.....W.....	1-0	H
1999.....L.....	1-2	H
.....W.....	6-0	H
2002.....L.....	2-3	N
2003.....L.....	1-2	N
2008.....W.....	6-0	N

MCNEESE ST: (MCNEESE ST LEADS 2-0)

Home: 0-1...Away: 0-0...Neutral: 0-1		
1985.....L.....	0-4	N
2018.....L.....	1-6	H

MEMPHIS: (FSU LEADS 1-0)

Home: 1-0...Away: 0-0...Neutral: 0-0		
2007.....W.....	8-0(6)	N

MERCER: (FSU LEADS 29-0)

Home: 17-0...Away: 12-0...Neutral: 0-0		
1993.....W.....	5-0	H
.....W.....	7-0	H
1994.....W.....	9-3	H
.....W.....	6-0	H
.....W.....	6-0	A
.....W.....	5-0	A
1995.....W.....	3-0	H
.....W.....	10-2	H
1996.....W.....	4-1	A
.....W.....	5-2	A
1997.....W.....	1-0	H
.....W.....	5-1	H
1998.....W.....	5-1	A
.....W.....	9-1	A
1999.....W.....	9-0	H
.....W.....	10-0	H
2000.....W.....	7-0	A
.....W.....	7-4	A
2001.....W.....	4-0	H
.....W.....	8-0	H
2002.....W.....	2-0	A
.....W.....	2-1	A
2002.....W.....	11-0	H
2004.....W.....	5-1	A
.....W.....	8-2	A
2010.....W.....	2-1	H
2011.....W.....	5-4	H
.....W.....	3-0	H
2012.....W.....	3-0	H

MIAMI (OHIO): (FSU LEADS 13-6)

Home: 10-6...Away: 0-0...Neutral: 3-0		
1987.....W.....	3-0	N
.....W.....	3-2 (10)	N
1988.....W.....	5-1	H
1989.....L.....	3-4	H
.....W.....	0-1	H
.....W.....	5-0	H
1991.....W.....	2-0	H
.....L.....	0-8	H
.....W.....	5-1	H
1992.....L.....	0-2	H
1995.....W.....	9-1	H
1997.....W.....	2-1	H
1998.....L.....	1-4	H
.....W.....	1-3	H
1999.....W.....	2-0	H
.....W.....	6-2	H
2000.....W.....	8-0	H
2009.....W.....	10-2	H
2010.....W.....	4-0	N

MICHIGAN: (MICHIGAN LEADS 25-7-1)

Home: 6-18...Away: 0-4...Neutral: 1-3-1		
1990.....W.....	1-0	H
.....L.....	2-3	H
1995.....L.....	1-2	H
.....L.....	0-5	H
1996.....L.....	1-6	H
1999.....L.....	0-5	N
2000.....L.....	1-6	H
2002.....L.....	0-1	H
2004.....W.....	1-0	H
.....L.....	2-1	A
.....L.....	1-0	A
2006.....L.....	0-9 (6)	H
.....L.....	3-6	H
.....L.....	0-5	H
.....L.....	3-11	N
2007.....L.....	4-3	H
.....L.....	3-2	H
.....L.....	4-2	N
2008.....L.....	2-6	A
.....L.....	4-8	A
2009.....W.....	6-5	H
.....L.....	1-0	H
2014.....L.....	3-17	H*
.....W.....	6-0	H*
.....W.....	4-2	H*
2015.....L.....	5-6	H
.....L.....	1-2	H
2016.....L.....	2-6	H
.....L.....	3-10	H
.....W.....	1-0	N#
2017.....L.....	5-5	N
2018.....L.....	0-1	H
.....W.....	2-0	H

MICHIGAN STATE: (FSU LEADS 8-4)

Home: 2-2...Away: 0-1...Neutral: 6-1		
1985.....W.....	2-0	H
.....W.....	5-0	H
1986.....W.....	2-0	N
1990.....W.....	2-0	N
1996.....W.....	6-2	N
1997.....L.....	2-6	N
1999.....L.....	0-3	H
.....L.....	4-5	A
2005.....W.....	4-1	N
2008.....L.....	2-3	H
2010.....W.....	3-1	N
.....W.....	7-0	N

MIDDLE TENNESSEE: (FSU LEADS 7-0)

Home: 6-0...Away: 0-0...Neutral: 1-0		
2002.....W.....	2-1 (10)	H
2003.....W.....	11-0	H
.....W.....	6-3	H
.....W.....	5-0	N
2009.....W.....	6-1	H
2011.....W.....	10-3	H
.....W.....	11-1	H

MILLIKIN: (FSU LEADS 1-0)

Home: 1-0...Away: 0-0...Neutral: 0-0		
1985.....W.....	6-0	H

MINNESOTA: (FSU LEADS 9-1)

Home: 9-1...Away: 0-0...Neutral: 0-0		
1993.....W.....	3-1	N
1999.....W.....	5-0	H
.....W.....	5-2	H
2004.....W.....	3-0	H
2013.....L.....	2-3	H
.....W.....	4-3	H
2016.....W.....	5-4	H
.....W.....	2-0	H
2018.....W.....	3-2	H
.....W.....	9-3	H

MISSISSIPPI: (FSU LEADS 3-1)

Home: 3-0...Away: 0-0...Neutral: 0-1		
1998.....W.....	4-2	H
2000.....L.....	2-3	N
2012.....W.....	10-6	H
.....W.....	8-0	H

MISSISSIPPI STATE: (SERIES TIED 7-7)

Home: 3-3...Away: 2-0...Neutral: 2-4		
1984.....W.....	1-0	A
.....W.....	6-2	A
.....W.....	5-0	H
1986.....W.....	3-1	H
1999.....L.....	1-2	N
2000.....L.....	0-4	N
2002.....L.....	0-2	H
2003.....L.....	1-3	H
2007.....W.....	4-2	N
2009.....L.....	4-5	H
.....W.....	5-0	H*
2011.....L.....	8-9 (10)	N
.....L.....	7-8	N
2013.....W.....	5-2	N*

MISSISSIPPI VALLEY STATE: (FSU LEADS 1-0)

Home: 0-0...Away: 0-0...Neutral: 1-0		
2010.....W.....	8-3	N

MISSISSIPPI U FOR WOMEN: (FSU LEADS 3-0)

Home: 0-0...Away: 3-0...Neutral: 0-0		
1984.....W.....	3-0	A
.....W.....	6-2	A
.....W.....	2-1	A

MISSOURI: (MISSOURI LEADS 7-1)

Home: 0-2...Away: 0-2...Neutral: 1-3		
1985.....L.....	0-1	N
1989.....W.....	6-0	N
1990.....L.....	1-2	H
.....L.....	1-2 (10)	H
1992.....L.....	1-2	N
1998.....L.....	1-3	N
2005.....L.....	2-3 (9)	A
.....L.....	3-6	A

NEBRASKA: (NEBRASKA LEADS 11-10)

Home: 5-1...Away: 0-4...Neutral: 5-6		
1988.....L.....	0-3	A
.....L.....	0-5	A
1989.....L.....	0-1	A
.....L.....	2-4	A
1990.....W.....	2-1	H
1995.....L.....	1-6	N*
.....W.....	6-2	N*
1997.....W.....	2-1	N
1999.....L.....	1-4	N
.....L.....	0-1	N
2001.....L.....	0-3	H
2002.....W.....	4-3	N#

2004.....L.....	1-0	N
2007.....W.....	2-1(9)	N
2013.....L.....	0-2	N
2014.....L.....	3-4	N
.....W.....	5-1	N
2015.....W.....	4-1	H
.....W.....	3-2	H
2017.....W.....	9-0	H
.....W.....	8-0	H

NEVADA: (FSU LEADS 1-0)

Home: 1-0...Away: 0-0...Neutral: 0-0		
1986.....W.....	8-1	H

NEW MEXICO: (FSU LEADS 3-0)

Home: 0-0...Away: 0-0...Neutral: 3-0		
1985.....W.....	3-2	N
1989.....W.....	3-2	N
1991.....W.....	9-1	N

NEW MEXICO STATE: (FSU LEADS 4-0)

Home: 0-0...Away: 2-0...Neutral: 2-0		
1995.....W.....	4-0	N
2002.....W.....	5-0	N
.....W.....	1-0	A
2014.....W.....	11-0	A

NEW ORLEANS: (FSU LEADS 2-0)

Home: 0-0...Away: 2-0...Neutral: 0-0		
1984.....W.....	9-0	A
.....W.....	10-0	A

NICHOLLS STATE: (FSU LEADS 11-2)

Home: 7-0...Away: 1-1...Neutral: 3-1		
1984.....L.....	1-2	N
1987.....W.....	5-0	H
.....W.....	5-1	N
1988.....W.....	1-0	H
.....W.....	2-1 (10)	H
.....W.....	8-3	H
1989.....W.....	3-1 (10)	N
.....W.....	2-0	N
.....W.....	1-0 (10)	A
.....L.....	0-2	A
2005.....W.....	2-0	H
.....W.....	7-3	H
2006.....W.....	11-3 (5)	H

UNC-CHARLOTTE: (FSU LEADS 16-0)

Home: 9-0...Away: 6-0...Neutral: 1-0		
1994.....W.....	4-0	H
.....W.....	7-1	H
.....W.....	8-1	N
1995.....W.....	8-0	A
1996.....W.....	8-0	A
.....W.....	7-1	H
.....W.....	6-0	H
1997.....W.....	6-1	A
.....W.....	3-1	A
1998.....W.....	4-1	H
.....W.....	4-1	H
1999.....W.....	10-1	A
.....W.....	12-5	A
1999.....W.....	1-0	H
.....W.....	5-0	H
.....W.....	8-0	H

UNC-GREENSBORO: (FSU LEADS 2-1)

Home: 1-1...Away: 0-0...Neutral: 1-0		
2002.....W.....	3-1	N
2011.....L.....	0-1(9)	H
.....W.....	13-3	H



SERIES RECORDS

UNC-WILMINGTON: (FSU LEADS 7-0)

Home: 2-0...Away: 0-0...Neutral: 5-0
1987.....W..... 3-1.....N
.....W..... 2-0.....N
1990.....W..... 6-1.....H
.....W..... 5-0.....H
1992.....W..... 7-1.....N
1993.....W..... 12-0.....N
1994.....W..... 5-0.....N

NORTH DAKOTA STATE: (FSU LEADS 4-0)

Home: 4-0...Away: 0-0...Neutral: 0-0
2012.....W..... 2-1.....H
2014.....W..... 4-1.....H
.....W..... 9-0.....H
.....W..... 5-0.....H

NORTH FLORIDA: (FSU LEADS 15-1)

Home: 7-0...Away: 8-1...Neutral: 0-0
2007.....W..... 5-0.....H
.....W..... 2-1.....H
2009.....W..... 7-0.....A
.....L..... 3-5.....A
2011.....W..... 9-7.....H
.....W..... 6-1.....H
2012.....W..... 8-1.....A
.....W..... 5-0.....A
2013.....W..... 3-1.....H
2014.....W..... 11-1.....A
.....W..... 8-0.....A
2015.....W..... 15-1.....A
2017.....W..... 8-0.....H
.....W..... 3-0.....H
2018.....W..... 13-0.....A
.....W..... 9-6.....A

NORTHERN ILLINOIS: (FSU LEADS 5-3)

Home: 4-3...Away: 0-0...Neutral: 1-0
1988.....L..... 3-4.....H
.....W..... 2-1.....H
1989.....L..... 0-3.....H
.....L..... 2-5.....H
1994.....W..... 3-0.....H
.....W..... 1-0.....H
1995.....W..... 3-0.....H
2010.....W..... 7-1.....N

NORTHERN IOWA: (FSU LEADS 8-1)

Home: 7-1...Away: 0-0...Neutral: 1-0
1990.....L..... 0-1.....H
.....W..... 4-2.....H
1991.....W..... 3-1.....H
.....W..... 2-1.....H
1992.....W..... 2-0.....H
1993.....W..... 7-0.....H
1998.....W..... 3-0.....H
2000.....W..... 6-2.....H
2018.....W..... 9-0.....N

NORTHWESTERN: (FSU LEADS 9-2)

Home: 6-0...Away: 0-0...Neutral: 3-2
1991.....W..... 2-0.....N
1992.....W..... 10-0.....H
.....W..... 1-0.....H
1994.....L..... 2-8.....N
1997.....W..... 2-0.....N
2001.....W..... 2-1.....H
.....W..... 8-2.....H
2011.....L..... 0-3.....N
2012.....W..... 1-0.....N
2017.....W..... 3-2.....H
.....W..... 7-0.....H

OHIO: (FSU LEADS 7-0)

Home: 2-0...Away: 0-0...Neutral: 5-0
1986.....W..... 10-0.....N
.....W..... 5-1.....N
1987.....W..... 3-0.....N
.....W..... 6-2.....N
1995.....W..... 2-0.....N*
2000.....W..... 8-1.....H
.....W..... 6-1.....H

OHIO STATE: (FSU LEADS 10-3)

Home: 5-1...Away: 0-0...Neutral: 5-2
1984.....W..... 5-2.....N
1985.....W..... 6-0.....H
.....W..... 3-2.....H
.....W..... 11-1.....H
1986.....W..... 8-0.....N
.....W..... 3-2.....N
1988.....W..... 6-1.....H
.....W..... 2-1 (10).....H
1992.....W..... 1-0.....N
.....L..... 0-3.....N
1996.....L..... 0-1.....H
1997.....W..... 7-2.....N
2002.....L..... 1-2 (11).....N

OKLAHOMA: (SERIES TIED 6-6)

Home: 1-0...Away: 0-0...Neutral: 5-6
1987.....L..... 0-1.....N
.....W..... 6-1.....N
1990.....L..... 0-1 (8).....N
.....W..... 3-2.....H
1991.....W..... 7-1.....N
1994.....L..... 1-3.....N*
1997.....W..... 2-1.....N
2002.....W..... 1-0.....N
2004.....W..... 3-2.....N
2005.....L..... 0-3.....N
2009.....L..... 1-3.....N
2013.....L..... 0-6.....N

OKLAHOMA CITY COLLEGE: (FSU LEADS 2-0)

Home: 0-0...Away: 0-0...Neutral: 2-0
1988.....W..... 5-0.....N
1992.....W..... 2-1.....N

OKLAHOMA STATE: (OSU LEADS 10-7)

Home: 0-2...Away: 1-2...Neutral: 6-6
1986.....W..... 3-2.....N
.....W..... 2-1.....N
1987.....L..... 1-4.....A
.....W..... 2-0.....A
1990.....L..... 1-2(8).....A
.....L..... 1-4.....N%
1991.....W..... 2-0.....N*
.....W..... 4-3.....N*
1993.....L..... 2-5.....N%
1994.....L..... 0-1.....N
.....L..... 0-1.....N
1995.....L..... 1-5.....N
.....W..... 7-4.....N
1998.....L..... 0-4.....N*
2009.....L..... 0-1.....H*
.....L..... 0-1.....H*
2015.....W..... 4-1.....N

ONONDAGA JC: (FSU LEADS 4-0)

Home: 4-0...Away: 0-0...Neutral: 0-0
1984.....W..... 4-1.....H
.....W..... 10-0.....H
1985.....W..... 10-0.....H
.....W..... 8-1.....H

OREGON: (OREGON LEADS 9-6)

Home: 3-3...Away: 0-3...Neutral: 3-3
1995.....W..... 3-2.....N
1996.....W..... 1-0.....N
1997.....L..... 1-6.....N
1998.....L..... 0-2.....N
2003.....L..... 3-1.....H

2004.....W..... 5-4.....H*
.....L..... 1-0.....H*
.....W..... 2-0.....H*
2014.....L..... 0-3.....N%
2017.....L..... 0-11.....A
.....L..... 1-3.....A
.....L..... 1-2.....A
2018.....L..... 0-5.....H
.....W..... 2-1.....H
.....W..... 4-1.....N%

OREGON STATE: (OREGON STATE LEADS 3-0)

Home: 0-0...Away: 0-0...Neutral: 0-3
2003.....L..... 0-2.....N
.....L..... 1-2.....N*
2011.....L..... 5-6.....N

PACIFIC: (FSU LEADS 2-1)

Home: 0-0...Away: 0-1...Neutral: 2-0
1991.....W..... 4-3.....N
2000.....L..... 2-5.....A
2003.....W..... 8-1.....N

PENN: (FSU LEADS 1-0)

Home: 0-0...Away: 0-0...Neutral: 1-0
2018.....W..... 12-0.....N

PENN STATE: (FSU LEADS 7-1)

Home: 3-1...Away: 0-0...Neutral: 4-0
1984.....W..... 5-0.....N
1992.....W..... 7-0.....N
1994.....W..... 6-2.....N
1996.....W..... 4-3.....N
1998.....W..... 3-0.....H
2002.....W..... 4-0.....H
2003.....L..... 3-4 (11).....H
2004.....W..... 8-0.....H

PORTLAND STATE: (FSU LEADS 2-0)

Home: 0-0...Away: 0-0...Neutral: 2-0
2018.....W..... 18-1.....N
.....W..... 9-0.....N

PRESBYTERIAN: (FSU LEADS 1-0)

Home: 1-0...Away: 0-0...Neutral: 0-0
2013.....W..... 8-0.....H

PRINCETON: (FSU LEADS 11-0)

Home: 8-0...Away: 0-0...Neutral: 3-0
1990.....W..... 5-0.....H
.....W..... 6-0.....H
1991.....W..... 4-3.....N
1992.....W..... 7-0.....H
.....W..... 2-1.....H
1994.....W..... 2-1.....H
2000.....W..... 4-3.....H
.....W..... 2-0.....H
2002.....W..... 5-1.....N
2003.....W..... 5-1.....N
2017.....W..... 3-0.....H*

PROVIDENCE: (PROVIDENCE LEADS 1-0)

Home: 0-0...Away: 0-0...Neutral: 0-1
1994.....L..... 0-4.....N*

PURDUE: (FSU LEADS 5-1)

Home: 1-1...Away: 0-0...Neutral: 4-0
1998.....W..... 8-1.....N
.....W..... 5-4.....N
.....L..... 0-1.....H
2009.....W..... 8-0.....H
2014.....W..... 2-1.....N
.....W..... 4-1.....N

QUINCY COLLEGE: (FSU LEADS 2-0)

Home: 2-0...Away: 0-0...Neutral: 0-0
1985.....W..... 4-2.....H
.....W..... 1-0.....H

RADFORD: (FSU LEADS 4-2)

Home: 2-0...Away: 0-0...Neutral: 2-2
1984.....W..... 8-0.....N
2005.....W..... 4-0.....H
2007.....W..... 2-1.....H
2010.....W..... 10-1.....N*
.....L..... 2-3.....N*
2012.....L..... 2-3.....N

RHODE ISLAND: (FSU LEADS 3-0)

Home: 3-0...Away: 0-0...Neutral: 0-0
1991.....W..... 6-0.....H
1993.....W..... 10-0.....H
2004.....W..... 11-0.....H

RIDER COLLEGE: (FSU LEADS 2-0)

Home: 2-0...Away: 0-0...Neutral: 0-0
1984.....W..... 10-0.....H
.....W..... 4-0.....H

ROBERT MORRIS: (FSU LEADS 5-1)

Home: 4-0...Away: 0-0...Neutral: 1-1
1992.....W..... 1-0.....H
.....W..... 14-1.....H
1994.....L..... 0-1.....N
1995.....W..... 3-0.....H
1998.....W..... 4-1.....H
2004.....W..... 9-1.....H

RUTGERS: (FSU LEADS 7-1)

Home: 5-0...Away: 0-0...Neutral: 2-1
1985.....W..... 4-0.....H
1986.....W..... 3-0.....H
1987.....W..... 4-0.....N
1992.....W..... 1-0.....H
.....W..... 8-4.....H
2002.....W..... 5-1.....N
2003.....W..... 6-0.....H
2012.....L..... 0-1.....N

SACRAMENTO STATE: (FSU LEADS 1-0)

Home: 0-0...Away: 0-0...Neutral: 1-0
1991.....W..... 4-0.....N

SAGINAW VALLEY STATE: (FSU LEADS 3-0)

Home: 2-0...Away: 0-0...Neutral: 1-0
1984.....W..... 1-0.....H
.....W..... 7-2.....H
1985.....W..... 6-0.....N

ST. JOHN'S: (FSU LEADS 5-1)

Home: 4-1...Away: 0-0...Neutral: 1-0
2002.....W..... 8-3.....H
2004.....W..... 7-4.....H
2006.....W..... 7-2.....H
2011.....L..... 5-11.....H
2012.....W..... 5-1.....H
2016.....W..... 5-2.....N

ST. JOSEPH'S: (FSU LEADS 3-0)

Home: 3-0...Away: 0-0...Neutral: 0-0
2004.....W..... 7-0.....H
.....W..... 14-0.....H
2005.....W..... 4-0.....H

ST. LOUIS CC:



SERIES RECORDS

(FSU LEADS 2-0)

Home: 2-0...Away: 0-0...Neutral: 0-0
1984.....W.....15-0.....H
.....W.....11-1.....H

ST. MARY'S (CA): (FSU LEADS 1-0)

Home: 0-0...Away: 0-0...Neutral: 1-0
2014.....W.....12-3.....N

ST. MARY'S (TEXAS): (FSU LEADS 1-0)

Home: 0-0...Away: 0-0...Neutral: 1-0
1986.....W.....2-1.....N

SAM HOUSTON: (SERIES TIED 1-1)

Home: 0-0...Away: 0-0...Neutral: 1-1
1986.....W.....3-2.....N
1990.....L.....0-2.....N

SAMFORD: (FSU LEADS 12-0)

Home: 10-0...Away: 0-0...Neutral: 2-0
1991.....W.....2-1.....H
.....W.....6-0.....H
.....W.....4-0.....N
1992.....W.....10-0.....H
.....W.....7-0.....H
.....W.....4-3.....N
1993.....W.....3-1.....H
.....W.....8-4.....H
1995.....W.....14-0.....H
2006.....W.....7-2.....H
2007.....W.....13-5.....H
.....W.....8-0(6).....H

SAN DIEGO STATE: (SAN DIEGO STATE LEADS 3-2)

Home: 0-0...Away: 0-0...Neutral: 2-3
2001.....W.....2-1 (8).....N
2011.....L.....2-10.....N
2012.....L.....0-1.....N*
.....L.....0-1.....N*
2017.....W.....6-4.....N

SETON HALL: (FSU LEADS 1-0)

Home: 0-0...Away: 0-0...Neutral: 1-0
2007.....W.....4-2.....N

SOUTH ALABAMA: (FSU LEADS 6-4)

Home: 2-1...Away: 4-3...Neutral: 0-0
2009.....W.....6-1.....H
2010.....W.....2-0.....A
2011.....W.....6-0.....H
2012.....L.....1-3.....H
2013.....L.....0-4.....A
.....W.....2-1.....A*
.....L.....0-3.....A*
.....W.....7-6 (8).....A*
2018.....L.....1-3.....A
.....W.....14-1.....A

SOUTH CAROLINA: (FSU LEADS 26-21)

Home: 13-6...Away: 6-9...Neutral: 6-6
1985.....L.....0-2.....H
.....W.....2-0.....H
1986.....W.....3-0.....A
1987.....L.....0-4.....N
.....L.....0-2.....N
.....W.....1-0 (9).....A
.....L.....1-3.....A
.....L.....0-1.....A
.....W.....2-1.....A
1988.....L.....1-5.....N
.....L.....0-1 (9).....A
.....L.....1-3.....A
1989.....L.....1-2 (10).....N*
1990.....L.....0-2 (9).....H
.....W.....3-0.....H
1991.....L.....3-4.....N

.....W.....4-1.....N
1992.....W.....3-2.....N
.....W.....2-0.....H
.....W.....6-0.....H
.....W.....2-0.....H
1993.....L.....4-6.....A
.....W.....7-0.....A
.....W.....8-0.....A
1994.....L.....2-3.....H
.....W.....3-1.....H
1995.....L.....1-2.....A
.....L.....2-3.....A
.....L.....3-6.....A
.....W.....5-4.....N
.....W.....6-0.....N
1996.....W.....4-2.....N
.....W.....5-1.....H
.....L.....3-5.....H
.....W.....2-1.....H
1998.....L.....0-3.....N
2002.....L.....0-4.....H
2004.....W.....3-1.....N
2005.....W.....4-2.....H
2006.....W.....4-3.....H
.....L.....2-4.....H
2007.....W.....8-3.....H
2015.....W.....4-3.....N
2016.....W.....4-0.....H*
.....W.....2-1.....H*
2017.....L.....2-7.....A
.....W.....3-1.....A

SOUTH DAKOTA STATE: (FSU LEADS 2-0)

Home: 2-0...Away: 0-0...Neutral: 0-0
2010.....W.....12-0.....H
.....W.....6-0.....H

SE LOUISIANA: (FSU LEADS 2-0)

Home: 2-0...Away: 0-0...Neutral: 0-0
2003.....W.....4-1.....H
2005.....W.....6-0.....H

SW MISSOURI STATE: (FSU LEADS 2-1)

Home: 2-0...Away: 0-0...Neutral: 0-1
1985.....W.....4-3.....H
.....L.....0-1.....N
1989.....W.....14-0.....H

SOUTHERN ILLINOIS: (FSU LEADS 8-4)

Home: 6-3...Away: 0-0...Neutral: 2-1
1988.....W.....5-1.....H
.....L.....1-2.....H
1989.....W.....4-2.....H
1990.....W.....4-0.....H
1993.....W.....1-0.....H
1996.....L.....3-4.....H
2002.....W.....2-1.....H
2005.....L.....0-4.....H
2007.....L.....4-1.....N
.....W.....6-0.....H
2010.....W.....9-1.....N
2012.....W.....2-0.....N

SOUTHERN MISS: (FSU LEADS 14-5)

Home: 9-4...Away: 2-0...Neutral: 3-1
1984.....W.....1-0.....A
.....W.....1-0.....A
.....W.....3-0.....N
1987.....W.....13-3.....H
1990.....W.....4-0.....N
.....W.....11-0.....N
1999.....L.....0-1.....N
2000.....L.....0-9.....H
.....L.....1-4.....H
2004.....W.....5-1.....H
.....W.....9-1.....H
2007.....W.....2-0.....H
.....W.....6-1.....H
2008.....W.....11-3.....H
2010.....L.....1-2.....H
2013.....L.....1-2.....H
2014.....W.....5-1.....H
.....W.....11-0.....H
.....W.....12-0.....H

STANFORD: (SERIES EVEN 2-2)

Home: 0-0...Away: 0-0...Neutral: 2-2
1985.....W.....9-1.....N
1998.....L.....0-1.....N*
2013.....L.....1-3.....N
2017.....W.....8-2.....N

STEPHEN F. AUSTIN: (FSU LEADS 5-1)

Home: 1-0...Away: 0-0...Neutral: 3-1
1984.....L.....0-2.....N
1990.....W.....5-2.....N
2009.....W.....4-3.....N
.....W.....10-5.....N
2012.....W.....4-3 (8).....H
2016.....W.....11-0.....H

STETSON: (FSU LEADS 14-1)

Home: 9-0...Away: 2-0...Neutral: 3-1
1985.....W.....2-1.....H
.....W.....4-1.....N
1987.....W.....7-0.....N
.....L.....3-4.....N
.....W.....16-0.....N
1989.....W.....6-0.....H
1990.....W.....3-2.....H
1994.....W.....7-0.....H
.....W.....5-0.....H
1995.....W.....8-0.....H
.....W.....2-0.....H
1996.....W.....1-0.....H
.....W.....6-2.....H
2000.....W.....2-0.....A
.....W.....8-2.....A

SUSQUEHANNA: (FSU LEADS 2-0)

Home: 2-0...Away: 0-0...Neutral: 0-0
1985.....W.....11-0.....H
.....W.....8-2.....H

TEMPLE: (FSU LEADS 12-1)

Home: 6-0...Away: 0-0...Neutral: 6-1
1985.....W.....2-0.....H
.....W.....3-0.....H
1986.....W.....7-0.....N
.....W.....2-0.....N
1987.....L.....0-1 (8).....N
.....W.....6-3.....N
.....W.....5-0.....N
1988.....W.....3-0.....H
.....W.....2-0.....H
.....W.....4-3.....N
1989.....W.....2-1.....H
.....W.....8-2.....H
.....W.....3-1.....N

TENNESSEE: (UT LEADS 5-1)

Home: 0-0...Away: 1-2...Neutral: 0-3
2006.....L.....0-1.....N
2008.....L.....5-8.....N
2015.....L.....1-4.....N
.....W.....2-3.....A6
.....W.....6-1.....A6
.....L.....2-1.....A6

UT-CHATTANOOGA: (FSU LEADS 9-0)

Home: 4-0...Away: 2-0...Neutral: 3-0
1996.....W.....5-2.....N
1997.....W.....3-1.....H
2000.....W.....1-0.....A
.....W.....2-1.....A
2001.....W.....4-1.....H
.....W.....3-2 (10).....H
2002.....W.....1-0 (8).....N*
2008.....W.....5-3.....N*
2012.....W.....1-0.....H

TENNESSEE STATE: (FSU LEADS 1-0)

Home: 1-0...Away: 0-0...Neutral: 0-0
2013.....W.....8-0.....H

TENNESSEE TECH: (FSU LEADS 5-1)

Home: 2-0...Away: 0-0...Neutral: 3-1
1986.....W.....8-0.....N
.....W.....11-1.....N
1987.....W.....10-0.....N
2007.....L.....9-8 (8).....N
2012.....W.....5-2.....H
.....W.....8-0.....H

TEXAS: (UT LEADS 7-4)

Home: 1-0...Away: 1-3...Neutral: 2-4
1998.....L.....1-9.....N
2000.....L.....0-1.....N
2002.....W.....1-0.....H
.....L.....2-4.....N
2004.....W.....2-1.....N
2005.....L.....2-7.....N
2009.....L.....2-3.....A
.....W.....6-4.....A
.....W.....2-0.....N
2013.....L.....2-3.....A*
.....L.....0-4.....A*

TEXAS A&M: (TEXAS A&M LEADS 6-4)

Home: 1-1...Away: 0-1...Neutral: 3-4
1984.....L.....2-6.....N
1985.....L.....1-2.....A
1986.....W.....1-0.....N
1988.....L.....0-1.....N*
1990.....W.....3-1.....N
.....W.....5-0.....N*
1994.....L.....3-7.....H
2004.....W.....6-0.....H
2008.....L.....0-7.....N
2017.....L.....0-2.....N

TEXAS-ARLINGTON: (UTA LEADS 1-0)

Home: 0-0...Away: 0-0...Neutral: 0-1
1990.....L.....0-2.....N

TEXAS STATE: (FSU LEADS 2-0)

Home: 0-0...Away: 2-0...Neutral: 0-0
2018.....W.....4-2.....A
.....W.....8-0.....A

TEXAS TECH: (TEXAS TECH LEADS 4-1)

Home: 0-0...Away: 0-0...Neutral: 1-4
2000.....W.....3-0.....N
2002.....L.....1-4 (8).....N
.....L.....7-8 (9).....N
2003.....L.....0-1.....N*
2010.....L.....1-2.....N

TOLEDO: (FSU LEADS 8-1)

Home: 7-1...Away: 0-0...Neutral: 1-0
1985.....W.....3-2.....H
1986.....W.....4-0.....H
1987.....L.....0-3.....H
.....W.....9-6.....H
.....W.....8-1.....H
1991.....W.....1-0.....N
1993.....W.....11-0.....H
.....W.....4-0.....H
1999.....W.....9-1.....H



SERIES RECORDS

TROY: (FSU LEADS 29-12-1)

Home: 21-7...Away: 8-4-1...Neutral: 0-1

1995	W	3-1	H
	W	3-0	H
1996	W	5-2	H
	L	1-2	H
1997	W	3-2	A
	T	1-1	A
1998	L	0-5	H
	W	5-4	H
1999	W	6-1	H
	W	7-0	H
2000	W	2-1	H
2001	W	11-0	H
	W	1-0	A
	L	1-2	A
2002	L	2-4	N
	W	7-2	H
	W	9-1	H
2003	W	8-3	A
	W	7-1	A
2004	W	11-2	H
	W	6-2	H
2005	L	3-5	A
	L	1-3	A
2006	W	4-3	H
	L	2-4	H
2007	W	5-3	A
	W	4-2	A
2008	L	1-3	H
	L	0-3	H
	W	3-2	H
2009	W	2-0	H
	W	8-0	H
	W	1-0	H
2012	L	3-4	A
2013	W	12-6	H
	L	3-6	H
	W	6-0	H
2015	L	4-6	H
2017	W	9-3	A
	W	2-0	A
2018	W	12-2	H
	W	9-1	H

TULSA: (TULSA LEADS 2-1)

Home: 0-2...Away: 1-0...Neutral: 0-0

2013	L	2-3	(8)	H
	L	1-4	H	
2016	W	8-0	A	

UAB: (FSU LEADS 6-1)

Home: 5-0...Away: 0-0...Neutral: 0-1

2002	W	9-0	H
	W	5-3	H
	W	4-1	H
2011	L	0-2	N*
	W	13-1	N*
2016	W	10-0	H
	W	10-0	H

UCF: (FSU LEADS 17-5)

Home: 9-2...Away: 7-3...Neutral: 1-0

2002	W	10-2	N
2003	W	2-1(9)	H
	W	2-0	H
2004	W	2-1	A
	W	3-2	A
2005	L	1-2	H
	W	1-0	H
2006	W	2-0	A
	W	8-2	A
2007	L	0-1(12)	H
	W	8-3	H
2008	L	0-2	A
	L	1-4	A
2010	W	6-1	A
2011	L	1-2	A
2012	W	6-2(9)	H
2013	W	10-3	A
2014	W	6-1	H
2015	W	2-1	H*
	W	5-0	H*
2016	W	7-1	H
2017	W	4-0	A

UCLA: (UCLA LEADS 9-8)

Home: 0-0...Away: 1-0...Neutral: 7-9

1990	L	1-3	N%
1991	L	2-5	N
	L	0-1	N%
1994	L	0-3	N
1996	L	0-4	N
2000	L	0-3	N
	L	1-6	N*
	L	1-7	N*
2002	W	2-1(9)	N%
2012	W	2-1	N*
2015	W	5-1	N
2016	W	3-0	A
	W	8-4	N%
2017	W	2-1	N
2018	L	4-7	N%
	W	3-1	N%
	W	12-6	N%

ULM: (FSU LEADS 3-0-1)

Home: 1-0...Away: 0-0-1...Neutral: 2-0

1984	T	0-0	A
1985	W	1-0	N
	W	10-1	N
1988	W	5-1	H

UNLV: (FSU LEADS 5-1)

Home: 0-0...Away: 0-0...Neutral: 5-1

1990	W	4-1	N%
1991	W	3-1	N%
1992	W	4-0	N*
1996	L	2-3	N
1999	W	9-6	N
2004	W	2-1	N

USC UPSTATE: (FSU LEADS 1-0)

Home: 1-0...Away: 0-0...Neutral: 0-0

2015	W	2-0	H
------	---	-----	---

USF: (FSU LEADS (40-13))

Home: 14-4...Away: 16-7...Neutral: 10-2

1985	W	2-1	A
	L	3-4	A
	W	2-1	H
	W	2-1	H
	L	1-2	H
	W	1-0	A
	W	1-0	A
1986	W	1-0	H
	W	2-1	H
	W	3-0	N
1987	L	3-7	A
	W	5-4	N
	L	0-2	N
	W	1-0	N
1988	W	2-1	A
	W	8-5(11)	A
	W	8-1	A
1989	W	4-2	H
	W	8-1	H
	W	2-0	N
1990	W	2-1	A
	W	4-1	A
	W	2-0	A
1991	L	2-0	A
	L	0-2	A
	W	6-5	N
	W	2-0	N
1992	W	5-1	A
	W	3-0	A
	W	1-0	H
1993	W	10-0	H
	W	7-0	H
	W	1-0	N
1994	W	2-0	N
	W	4-2	A
	W	6-5	A
1995	W	4-0	H
	L	3-4	H
	L	0-3	N
1996	W	1-0	A
	L	1-4	A
	W	3-1	N*
	W	6-0	N*

1997	L	3-4	H
	L	1-3	H
1998	W	2-1	A
	L	2-3	A
1999	L	1-2	A
	W	2-1	H
	W	5-1	H
2012	L	1-2	A
2014	W	2-0(11)*	H
	W	2-1	H

UTAH: (UTAH LEADS 8-5)

Home: 3-1...Away: 0-1...Neutral: 2-6

1986	L	2-6	N
1988	W	3-0	N
	L	4-8	N
1993	L	2-3	N
1997	L	2-6	N
1998	W	2-1	N
	L	1-4	N
1999	L	1-5	N
2005	L	5-8	A
2011	L	4-5	H
	W	7-3	H
2016	W	6-2	H6
	W	3-0	H6

UTAH STATE: (FSU LEADS 3-1)

Home: 0-0...Away: 0-0...Neutral: 3-1

1985	L	0-2	N
1994	W	5-3	N
1996	W	6-5	N
1999	W	12-3	N

UTEP: (FSU LEADS 1-0)

Home: 0-0...Away: 0-0...Neutral: 1-0

2014	W	8-0	N
------	---	-----	---

VALPARAISO: (FSU LEADS 3-0)

Home: 2-0...Away: 1-0...Neutral: 0-0

1986	W	5-0	H
	W	2-0	H
2016	W	16-5	A

VILLANOVA: (VILLANOVA LEADS 1-0)

Home: 0-0...Away: 0-0...Neutral: 0-1

2000	L	2-3	N
------	---	-----	---

WASHINGTON (SERIES TIED 7-7)

Home: 0-1...Away: 0-0...Neutral: 7-6

1996	L	6-13	N
	L	1-3	N
1997	L	3-8	N
1998	W	1-0	N
2002	L	4-6	H
	W	3-2	N
2004	W	7-1	N
	W	2-0	N%
2007	W	3-1	N
2008	L	3-4	N
2009	L	1-4	N
2013	L	0-2	N
2018	W	1-0	N%
	W	8-3	N%

WEST FLORIDA: (FSU LEADS 47-4)

Home: 21-2...Away: 24-2...Neutral: 2-0

1983	W	10-4	A
	W	10-9	A
	W	3-1	N
	W	17-4	H
1986	W	5-1	N
	W	5-0	H
	W	6-0	H
	W	3-0	A
	W	5-1	A
1987	W	1-0	A
	W	4-0	A
1988	W	1-0(8)	H
	W	1-0	H

	W	5-3	A
	L	1-2	A
1989	W	3-2(10)	H
	L	1-5	H
	W	3-2	A
	W	3-0	A
1990	W	1-0	H
	W	1-0	H
	W	2-0(11)	A
	W	6-0	A
1991	W	4-3	H
	L	0-5	H
	W	1-0	A
	W	7-0	A
1992	W	2-0	H
	W	2-0	H
	W	6-0	A
	W	11-2	A
1993	W	6-1	H
	W	3-1	H
	W	5-0	A
	W	7-0	A
1994	W	10-0	H
	W	5-0	H
	L	1-4	A
	W	8-0	A
1995	W	8-0	A
	W	3-2	A
	W	9-3	H
	W	3-0	H
1996	W	8-0	H
	W	8-0	H
	W	6-0	A
	W	10-0	A
1998	W	9-3	A
	W	10-6	A
	W	2-1	H
	W	5-3	H

WESTERN CAROLINA: (FSU LEADS 3-0)

Home: 1-0...Away: 0-0...Neutral: 2-0

1981	W	1-0	N
	W	13-9	N
2012	W	9-1	H

WESTERN ILLINOIS: (FSU LEADS 8-3)

Home: 5-2...Away: 0-0...Neutral: 3-1

1984	L	1-3	H
	W	3-1	H
1985	W	1-0	H
	W	9-0	N
1986	W	11-0	H
	L	4-6	H
1989	W	5-2	N
1991	W	2-1	N
	W	2-1	H
1999	L	0-1	N
2006	W	11-6	H

WESTERN KENTUCKY: (FSU LEADS 1-0)

Home: 1-0...Away: 0-0...Neutral: 0-0

2015	W	2-1	H
------	---	-----	---

WESTERN MICHIGAN (FSU LEADS 1-0)

Home: 1-0...Away: 0-0...Neutral: 0-0

2006	W	2-1	H
------	---	-----	---

WICHITA STATE: (FSU LEADS 1-0)

Home: 0-0...Away: 0-0...Neutral: 1-0

1990	W	1-0	N
------	---	-----	---

WINTHROP: (FSU LEADS 6-0)

Home: 2-0...Away: 0-0...Neutral: 4-0

1987	W	8-0	N
1991	W	4-1	N
	W	2-0	H
	W	4-1	N
1992	W	3-1	N
2003	W	1-0	H

WISCONSIN: (FSU LEADS 6-1)



10 WCWS APPEARANCES • 16 ACC CHAMPIONSHIPS • 31 NCAA APPEARANCES

SERIES RECORDS

Home: 2-1..Away: 0-0..Neutral: 4-0	
1997.....L.....3-12.....H	
2000.....W.....3-0.....N	
.....W.....6-5.....N	
2011.....W.....7-1.....H	
.....W.....9-0.....H	
2012.....W.....6-2.....N	
.....W.....2-1.....N	

WRIGHT STATE: (FSU LEADS 1-0)

Home: 0-0..Away: 0-0..Neutral: 1-0	
1998.....W.....8-3.....N	


YALE: (FSU LEADS 1-0)

Home: 0-0..Away: 0-0..Neutral: 1-0	
1995.....W.....11-1.....N	

YOUNGSTOWN STATE: (FSU LEADS 4-0)

Home: 4-0..Away: 0-0..Neutral: 0-0	
1997.....W.....8-2.....H	
.....W.....6-3.....H	
1998.....W.....1-0.....H	
.....W.....10-2.....H	

- * ACC Conference game
- # ACC Championship game
- ^ NCAA Regional game
- 6 NCAA Super Regional game
- % NCAA Women's College World Series





UNIVERSITY ADMINISTRATION




JOHN THRASHER
UNIVERSITY PRESIDENT



DAVID COBURN
INTERIM DIRECTOR OF ATHLETICS



CINDY HARTMANN
DEPUTY DIRECTOR OF ATHLETICS FOR
ADMINISTRATION



KARL HICKS
DEPUTY DIRECTOR OF ATHLETICS
FOR EXTERNAL OPERATIONS



VANESSA FUCHS
SENIOR ASSOCIATE
ATHLETICS DIRECTOR/SWA



DR. GREG BEAUMONT
SENIOR ASSOCIATE ATHLETICS
DIRECTOR/ASSOCIATE DEAN



JIM CURRY
SENIOR ASSOCIATE ATHLETICS DIRECTOR FOR
GOVERNANCE & COMPLIANCE



MICHELLE OSBORNE
SENIOR ASSOCIATE ATHLETICS
DIRECTOR



PAMELA L. PERREWE'
FACULTY ATHLETICS
REPRESENTATIVE

2018-19 FLORIDA STATE BOARD OF TRUSTEES



**Edward E. "Ed"
Burr, Chair**



**Todd
Adams**



**Maximo
Alvarez**



**Kathryn
Ballard**



**William "Billy"
Buzzett**




**Emily Fleming "June"
Duda**



**Jorge
Gonzalez**



**Jim W.
Henderson**



**Mark
Hillis**



**Craig
Mateer**



**Stacey
Pierre**



**Bob
Sasser**



**Brent W.
Sembler**





10 WCWS APPEARANCES • 16 ACC CHAMPIONSHIPS • 31 NCAA APPEARANCES

MEDIA INFORMATION

A NOTE TO THE MEDIA, FANS AND OPPONENTS

Florida State Assistant Sports Information Director Scott Moriak is ready to assist you with any questions or requests you may have about the 2019 Seminole softball program, almanac, coaches and student-athletes. Please do not hesitate to contact the FSU Sports Information office if we can further assist you.

PLAYERS & COACHES INTERVIEWS

All players and coaches interviews should be arranged through the sports information office by contacting Scott Moriak at (715) 641-0365 at least 24 hours in advance. Student-athlete's phone numbers will not be released. Media may not contact any student-athlete through the use of social media, including Facebook and Twitter.

HOW TO COVER THE SEMINOLES

Members of the media are supplied with weekly press releases, including updated statistics, as well as conference and national rankings and information on upcoming games. This information may be obtained in the sports information office and will be updated after every game at www.seminoles.com.

WHERE THE HOME GAMES WILL BE

All of the 2019 softball home games take place on JoAnne Graf Field at the Seminole Softball Complex (capacity 1,000). Media should notify the sports information office prior to home games if they plan to attend. Any accredited photographer wishing to shoot the matches must check in with Scott Moriak prior to game day.

SEASON AND SINGLE-GAME TICKETS

For the first time under head coach Lonni Alameda, Florida State will sell season and single-game tickets at the Seminole Softball Complex. Season tickets are \$125 for general admission seats down the first and third base lines. Single-game tickets will be available throughout the season for \$5 for adults and \$3 for children aged 3-18. FSU Students will get in for free.


FSU ON THE WEB

All the game stories, updated stats, weekly releases and Seminole softball news you could ever ask for is available 24 hours a day, 365 days a year at Seminoles.com. The official FSU athletics Web site is your first stop for all the information you could ever need on the Seminole softball team and is updated immediately following each game.

FOLLOW FSU SOFTBALL ON SOCIAL MEDIA

Media and fans are encouraged to follow @FSU_Softball on the team's official Twitter page and Facebook ([Facebook.com/FSUSoftball](https://www.facebook.com/FSUSoftball)) for instantaneous information surrounding the squad. FSU softball also has accounts on Snapchat ([fsu_softball](https://www.snapchat.com/add/fsu_softball)) and Instagram ([fsusoftball](https://www.instagram.com/fsusoftball)). Throughout the 2019 regular season, in-game tweeting will be provided in addition to livestats on Statbroadcast.com.

SPORTS INFORMATION DIRECTORY



Scott Moriak
Assistant SID/Softball



Elliott Finebloom
Asst. AD/SID & Digital Media



Chuck Walsh
Deputy SID



Derek Satterfield
Sr. Assoc. Communications
Director



Bob Thomas
Associate SID



Kelsey Bibik
Assistant SID




Steven McCartney
Assistant SID



Christa Salerno
Assistant SID



Steve Stone
Assistant SID



Bret Clein
SID Assttnt

Contact Us At: Phone: 850-644-1403 / Fax: 850-644-3820

Address Inquiries To:
Florida State Sports Information
PO Drawer 2195
Tallahassee, FL 32316

Ship Overnight Packages To:
Florida State Sports Information
403 Stadium Drive West, Room DD107
Tallahassee, FL 32306

DIGITAL MEDIA DIRECTORY



Layne Herdt
Assistant Director



Tim Linafelt
Senior Writer



Kelsey Miller
Social/Digital Media
Specialist



Jamaal Simmons
Digital Media Producer



2019 TEAM PHOTO ROSTER



Dani Morgan
JR - UT
Newnan, Ga.




Maegan Tomlinson
FR - OF
Tallahassee, Fla.



Bianca Cruz
FR - P
Melbourne, Fla.



Elizabeth Mason
R-SO - C
Tampa, Fla.



Zoe Casas
SR - OF
Rialto, Calif.



Deja Bush
R-JR - OF
Davie, Fla.



Cali Harrod
SR - UT
Ephesus, Ga.



Rock Benavides
SO - UT
Corpus Christi, Texas



Carsyn Gordon
SR - UT
Miami, Fla.



Anna Shelnett
JR - C
Franklin, Ga.



Savannah Parker
FR - UT
St. Johns, Fla.



Mackenzie Puckett
SO - UT
Cairo, Ga.



Madison Kennedy
R-FR - C/OF
Baker County, Fla.



Makinzy Herzog
FR - P/OF
Missouri City, Texas



Sydney Sherrill
SO - UT
Moore, Okla.




Leslie Farris
JR - INF
St. Johns, Fla.



Kara Bilodeau
SO - P
Cumming, Ga.



Kathryn Sandercock
FR - P
McLean, Va.



Morgan Noah
FR - INF
Tampa, Fla.



Meghan King
R-SR - P
Parkland, Fla.



Kiersten Landers
FR - OF
Scott Depot, WV.



Cassidy Davis
JR - P/UT
Valrico, Fla.



HG
Lonni Alameda
Head Coach



AG
Travis Wilson
Assistant Coach



AG
Craig Snider
Assistant Coach





JOANNE GRAF CLASSIC

FRI. FEBRUARY 8 | UNC WILMINGTON | TALLHASSEE, FLA. 3:00 P.M.
 FRI. FEBRUARY 8 | IOWA STATE | TALLHASSEE, FLA. 5:30 P.M.
 SAT. FEBRUARY 9 | UNC GREENSBORO | TALLHASSEE, FLA. 12:30 P.M.
 SAT. FEBRUARY 9 | IOWA STATE | TALLHASSEE, FLA. 3:00 P.M.
 SUN. FEBRUARY 10 | UNC WILMINGTON | TALLHASSEE, FLA. 12:30 P.M.

ST. PETE/CLEARWATER ELITE INVITATIONAL

FRI. FEBRUARY 15 | OHIO STATE | CLEARWATER, FLA. 9:30 A.M.
 FRI. FEBRUARY 15 | OKLAHOMA | CLEARWATER, FLA. 1:00 P.M.
 SAT. FEBRUARY 16 | LSU | CLEARWATER, FLA. 1:00 P.M.
 SAT. FEBRUARY 16 | MINNESOTA | CLEARWATER, FLA. 7:30 P.M.
 SUN. FEBRUARY 17 | FAU | CLEARWATER, FLA. 4:00 P.M.
 SUN. FEBRUARY 17 | TENNESSEE | CLEARWATER, FLA. 7:00 P.M.

WED. FEBRUARY 20 | SOUTH ALABAMA | TALLHASSEE, FLA. 6:00 P.M.

UNCONQUERED INVITATIONAL

FRI. FEBRUARY 22 | ELON | TALLHASSEE, FLA. 3:00 P.M.
 FRI. FEBRUARY 22 | LIPSCOMB | TALLHASSEE, FLA. 5:30 P.M.
 SAT. FEBRUARY 23 | SAMFORD | TALLHASSEE, FLA. 12:30 P.M.
 SAT. FEBRUARY 23 | LIPSCOMB | TALLHASSEE, FLA. 3:00 P.M.
 SUN. FEBRUARY 24 | SAMFORD | TALLHASSEE, FLA. 12:30 P.M.

UCF INVITATIONAL

SAT. MARCH 2 | TOLEDO | ORLANDO, FLA. 12:30 P.M.
 SAT. MARCH 2 | LOUISIANA TECH | ORLANDO, FLA. 3:00 P.M.
 SUN. MARCH 3 | DARTMOUTH | ORLANDO, FLA. 11:30 A.M.
 SUN. MARCH 3 | UCF | ORLANDO, FLA. 1:30 P.M.
 MON. MARCH 4 | UCF | ORLANDO, FLA. 6:00 P.M.

WED. MARCH 6 | GRAND CANYON | PHOENIX, ARIZ. 7:00 P.M.

WED. MARCH 6 | GRAND CANYON | PHOENIX, ARIZ. 9:00 P.M.

FRI. MARCH 8 | ARIZONA | TUCSON, ARIZ. 8:00 P.M.

SAT. MARCH 9 | ARIZONA | TUCSON, ARIZ. 8:00 P.M.

SUN. MARCH 10 | ARIZONA | TUCSON, ARIZ. 3:00 P.M.

FRI. MARCH 15 | NOTRE DAME* | TALLHASSEE, FLA. 6:00 P.M.

SAT. MARCH 16 | NOTRE DAME* | TALLHASSEE, FLA. 1:00 P.M.

SUN. MARCH 17 | NOTRE DAME* | TALLHASSEE, FLA. 12:00 P.M.

TUES. MARCH 19 | FLORIDA A&M | TALLHASSEE, FLA. 6:00 P.M.

WED. MARCH 20 | UNF | TALLHASSEE, FLA. 6:00 P.M.

FRI. MARCH 22 | NC STATE* | TALLHASSEE, FLA. 6:00 P.M.

SAT. MARCH 23 | NC STATE* | TALLHASSEE, FLA. 1:00 P.M.

SUN. MARCH 24 | NC STATE* | TALLHASSEE, FLA. 12:00 P.M.

FRI. MARCH 29 | VIRGINIA* | CHARLOTTESVILLE, VA. 5:00 P.M.

SAT. MARCH 30 | VIRGINIA* | CHARLOTTESVILLE, VA. 1:00 P.M.

SUN. MARCH 31 | VIRGINIA* | CHARLOTTESVILLE, VA. 12:00 P.M.

WED. APRIL 3 | FLORIDA | GAINESVILLE, FLA. 6:00 P.M.

SAT. APRIL 6 | LOUISVILLE* | LOUISVILLE, KY. 1:00 P.M.

SUN. APRIL 7 | LOUISVILLE* | LOUISVILLE, KY. 1:00 P.M.

MON. APRIL 8 | LOUISVILLE* | (ESPNU) LOUISVILLE, KY. 7:00 P.M.

SAT. APRIL 13 | NORTH CAROLINA* | CHAPEL HILL, N.C. 2:00 P.M.

SUN. APRIL 14 | NORTH CAROLINA* | CHAPEL HILL, N.C. 12:00 P.M.

MON. APRIL 15 | NORTH CAROLINA* | (ESPNU) CHAPEL HILL, N.C. 4:00 P.M.

WED. APRIL 17 | FLORIDA | (ESPN2) TALLHASSEE, FLA. 7:00 P.M.

FRI. APRIL 19 | BOSTON COLLEGE* | TALLHASSEE, FLA. 6:00 P.M.

SAT. APRIL 20 | BOSTON COLLEGE* | TALLHASSEE, FLA. 1:00 P.M.

SUN. APRIL 21 | BOSTON COLLEGE* | TALLHASSEE, FLA. 12:00 P.M.

FRI. APRIL 26 | DUKE* | TALLHASSEE, FLA. 6:00 P.M.

SAT. APRIL 27 | DUKE* | TALLHASSEE, FLA. 1:00 P.M.

SUN. APRIL 28 | DUKE* | TALLHASSEE, FLA. 12:00 P.M.

FRI. MAY 3 | SYRACUSE* | SYRACUSE, N.Y. 4:00 P.M.

SAT. MAY 4 | SYRACUSE* | SYRACUSE, N.Y. 1:00 P.M.

SUN. MAY 5 | SYRACUSE* | SYRACUSE, N.Y. 12:00 P.M.

WED-SAT. MAY 8-11 | ACC CHAMPIONSHIP | TALLHASSEE, FLA. TBA

THURS-SUN. MAY 16-19 | NCAA REGIONAL | 16 CAMPUS SITES TBA

THURS-SUN. MAY 23-26 | NCAA SUPER REGIONAL | 8 CAMPUS SITES TBA

THURS-WED. MAY 30-JUNE 5 | WOMEN'S COLLEGE WORLD SERIES | OKLAHOMA CITY, OKLA.

* DENOTES ACC GAME

