

TWO THOUSAND EIGHTEEN



# FLORIDA STATE

## SOFTBALL

---

# MEDIA GUIDE

ACC CHAMPIONS

1992, 1993, 1994, 1995, 1997, 1999, 2000, 2001, 2002, 2003, 2004, 2013, 2014, 2015, 2016, 2017



# TABLE OF CONTENTS



## 2018 Florida State Softball

Table of Contents.....	1
This is FSU: Tradition.....	2
This is FSU: Community/Academics.....	3
This is FSU: Facilities.....	4
This is FSU: Softball Coaches Club.....	5
#FSACC (Five Core Values).....	6
2014 WCWS.....	7
2016 WCWS.....	8
2018 Softball Quick Facts.....	9
2018 Roster.....	10
Play For Those Who Can't.....	11

### Student-Athletes

Morgan Klaevemann.....	12-13
Jessie Warren.....	14-15
Korina Rosario.....	16
Kylee Hanson.....	17
Meghan King.....	18-19
Zoe Casas.....	20
Tessa Daniels.....	21
Abby Evans.....	22
Carsyn Gordon.....	23
Cali Harrod.....	24
Deja Bush.....	25
Sabrina Stutsman.....	26
Cassidy Davis.....	27
Leslie Farris.....	28
Dani Morgan.....	29
Anna Shelnett.....	30
Mason/Benavides/Copeland.....	31
Kennedy/Puckett/Sherrill.....	32

### Coaching Staff

Head Coach Lonni Alameda.....	33-36
Assistant Coach Travis Wilson.....	37-38
Assistant Coach Craig Snider.....	39-40
Volunteer Assistant Kendra Lynch.....	41
Softball Support Staff.....	42

### 2017 Review

2017 Season In Review.....	43-44
2017 Final Statistics.....	45
2017 ACC Standings and Results.....	46
2017 Team Game Highs.....	47
2017 Individual Game Highs.....	48
2017 Game-By-Game Results.....	49
Last Time It Happened.....	50

### History of the Program

Hall of Fame & All-Americans.....	51
Honors and Awards.....	52-56
All-Time Letterwinners.....	57
Pro & International Players.....	58
1981 & 1982 National Champions.....	59
Dr. JoAnne Graf.....	60

### Results & Records

NCAA Records.....	61-62
Team & Individual Records.....	63
All-Time Top 10.....	64
Single Season Top 10.....	65
Yearly Leaders.....	66-67
Yearly Team Statistics.....	68-69
All-Time Postseason Results.....	70
Year By Year Results.....	71-80
Series Records.....	81-89

### Florida State Information

University Administration.....	90
Media Information.....	91
2018 Team Photo Roster.....	92



### CREDITS

*The 2018 Florida State Softball Almanac is a publication of the FSU Sports Information Office. Written and edited by Scott Moriak. Page template and headers designed by Grant Hawkins Design, while the cover pages are redesigned by Ross Shackelford. Page layout by Scott Moriak. Featured photographers: Ryals Lee, Maury Neipris, Phil Kelly, Steve Moakley, Larry Novoy, Jordan Culver/Tallahassee Democrat, Perrone Ford, Colin Abbey, Don Juan Moore and Ross Obley.*



1981 & 1982 AIAW NATIONAL CHAMPIONS • 30 NCAA APPEARANCES • 46 ALL-AMERICANS

# THIS IS FLORIDA STATE SOFTBALL

## A WORLD-CLASS PROGRAM BUILT ON TRADITION



Florida State has been a mainstay in the collegiate softball scene since being one of the pioneer programs of the sport in 1978. Over the last 40 years, the Seminole program has done its part to help grow the game exponentially in that time span by churning out several All-America players, staffing quality coaches and stringing together many impressive seasons, including a trip to the 2014 and 2016 Women's College World Series.

With the 2018 season marking head coach Lonni Alameda's 10th as the Seminole skipper, the direction of the program remains on the right path. Forty-win seasons continue to be a staple of the program, with 34 in the program's 40 years, including 17 50-win seasons. NCAA Championship appearances are always expected, with the Seminoles being one of just nine schools to make an NCAA Regional in every year since 2000.

Historically, there are not many programs that can match the numbers put up by Florida State: 15 Atlantic Coast Conference titles, nine NCAA Women's College World Series appearances, two AIAW national titles, 31 All-Americans with 46 total All-America honors and 30 NCAA Championship appearances.

Being a Florida State softball student-athlete does not mean the sole focus is just on the field. Joining the program puts you in an instantaneous family that is fostered by a fun-loving coaching staff that brings out the best in each player through team-building activities.

In addition to the years of tradition etched in the Florida State softball program, the concept of team never holds a greater meaning than for those dressed in Garnet and Gold. Led by Alameda's fun yet focused approach, Florida State softball student-athletes leave their careers with life-long memories.



NINE WOMEN'S COLLEGE WORLD SERIES APPEARANCES • 15 ACC CHAMPIONSHIPS

# THIS IS FLORIDA STATE SOFTBALL

## COMMUNITY AND ACADEMIC PRIORITIES



### Community and Academic Success

- Seminole Softball completed over 1,000 hours of community service in the last academic year; a testament to the hard work and commitment of the FSU softball coaches and players.
- The Seminoles recorded a 100 percent participation rate in a variety of activities, including Literacy Week, National Student-Athlete Day, Miracle League Softball, as well as meeting with cancer patients at Tallahassee Memorial Healthcare.
- The Noles also “adopted” Madison Marshall in 2016 through a partnership with the Friends of Jaclyn Foundation. The 16-year old from Clarksville, Fla., found out she had brain cancer in 2015.
- FSU earned the Golden Nole award in 2014 and 2015, given to the program with the highest amount of community service hours per student-athlete.
- A team leadership group, known as The Tribe, meets weekly to help promote group activity among the team. The leadership council helps coordinate activities such as Dugout Club Socials, seasonal newsletters, community service activities and more.
- The program carries several All-ACC Academic Honor Roll students, All-ACC Academic team members, postgraduate scholarship winners, CoSIDA/ESPN All-District and All-American performers.
- The Seminoles placed seven student-athletes on the 2017 All-ACC Academic Softball Team - Sydney Broderick, Ellie Cooper, Morgan Klaevemann, Meghan King, Dani Morgan, Anna Shelnett and the 2017 ACC Scholar-Athlete of the Year Alex Powers.
- Kelly Hensley earned the 2013 ACC Scholar-Athlete of the Year award for her success both on and off the field.
- The Seminoles have also committed to cleaning a portion of Tallahassee’s Tarpe Street as part of Florida’s Adopt-A-Highway program.



1981 & 1982 AIAW NATIONAL CHAMPIONS • 30 NCAA APPEARANCES • 46 ALL-AMERICANS

# THIS IS FLORIDA STATE SOFTBALL

## FACILITIES SECOND TO NONE



### The Seminole Softball Complex

- Known as one of NCAA softball's best venues, JoAnne Graf Field at the Seminole Softball Complex is a modernized athletic facility that caters quite well to student-athletes, coaches and fans.
- Since opening in 1999, Florida State has enjoyed the benefits of playing on their home field. The Seminoles have recorded 494 victories in their 18 years at JoAnne Graf Field.
- The complex's unique design was featured in Athletic Business Magazine's 2002 Architectural Showcase.
- Approaching nearly 12,000 square feet, the FSU Softball batting facility is functional, unique and aesthetically pleasing.
- The facility, which was awarded the 2011 AIA Tallahassee Chapter Design Achievement Honor Award, is endorsed for its combination of external features, comfortable nature and multiple purposes within the sport of softball.
- The near million dollar facility that was spear-headed by architects Lewis + Whitlock is a beacon for future player development, while providing safety from inclement weather.
- The updated batting cage facility allows for training in any kind of weather or environment. There are four batting cages and four bullpen slots on the ground floor, while the second floor is an open space with artificial turf that can be used in multiple ways.
- The Mary Ann Stiles & Barry Smith team building is the home of the Florida State softball and soccer teams. It houses the coaches' offices, which overlook the soccer and softball fields, a reception area, large team and coaches locker rooms, a visiting team locker room and training and equipment rooms.
- One of FSU's most celebrated and renowned alumni couples, Mary Ann Stiles and Barry Smith epitomize the ultimate in professional and athletic achievement. A pioneer in fundraising for women's athletics, Mary Ann Stiles was among the first Golden Chiefs to financially support the women's programs at Florida State. Barry Smith was instrumental in building the Varsity Club and was one of the first inductees into FSU's Hall of Fame.
- The second floor includes additional office space, meeting rooms, tradition space, a classroom furnished with transferable desks and chairs, dry-erase boards, projection screen.
- In 2015, FSU finished remodeling the lower level, complete with an all-new locker room, as well as an updated training room with brand new contrast baths.





NINE WOMEN'S COLLEGE WORLD SERIES APPEARANCES • 15 ACC CHAMPIONSHIPS

# THIS IS FLORIDA STATE SOFTBALL

## SOFTBALL COACHES CLUB



### FSU Softball Coaches Club

• The Seminole Boosters Coaches Clubs provides alumni and fans of Florida State Athletics an exclusive opportunity to direct their financial support to the head coach and team of their choice. Every dollar given to the Softball Coaches Club is immediately directed to the program of your designation in order to provide funds for urgent needs not covered in the team's annual budget.

• As our way of saying thank you for supporting our programs and becoming a member of the Coaches Clubs, we make a simple promise: We are here to serve our teams and serve the members that support them. In addition, we also offer several benefits depending on the sport and donation level.

The 2018 events for the Softball Coaches Club and Alumni are:

- Preseason Dinner - February 3
- Legacy and Legends Weekend - March 16-18
- Senior Send-Off - April 20
- End of the Year Banquet - May 17

• If you have any questions about joining the Coaches Club or would like some more information on membership, please do not hesitate to contact **Alex Douglas** at [adouglas2@fsu.edu](mailto:adouglas2@fsu.edu) or (850) 645-9836. We would love to hear from you and to have the opportunity to speak with you about how you can make a positive impact in the lives of our student-athletes by becoming a Coaches Clubs member!





# #FSACC

## FIVE CORE VALUES OF FLORIDA STATE SOFTBALL

# F

**FAMILY** – When you play softball at Florida State, you don't just play for a team, you play for a family. Each person cares for their teammates as if they were a sister, committing to each other through thick and thin. As members of an extended softball family, each one motivates the other and enjoys seeing them succeed. When issues arise, communication is key and allows for a loving relationship that creates a bond that results in an entire team of student-athletes fighting for each other, both on and off the field to be the best they can be.

# S

**SMART** – Being smart, in a wide variety of disciplines, is a cornerstone of the Florida State softball program. In school, it allows you to achieve a degree and plan for a future after softball. At practice, it means training with a purpose, honing your skills and gaining experience by not just going through the motions. In the game, it means having a plan at plate offensively or a pitching and defensive shift plan for opposing hitters based on various scouting reports. Off the field, it means making wise decisions with time management and other activities to be able to be at your best.

# A

**AGGRESSIVE** – You aren't just given things in life, you must aggressively pursue your dreams in order to achieve them. Being aggressive means taking that extra base on a ball in the gap, stealing second when you need to get a runner into scoring position, heading to your teacher's office hours to talk about things you may not have understood in class, going after a hitter with your best pitch in the best location and challenging yourself to become the best you can be because you are passionate about helping the team succeed.

# C

**COMPETITIVE** – A team-based sport is one of the most competitive dynamic there is in life. To be successful, you need to be competitive in many areas. We strive to be competitive on the field, winning individual games, along with conference and national championships. We are competitive with each other on the team, knowing that we make each other better as each one raises their level of skill and accomplishments. We are also competitive off the field, in the classroom and in the workforce as there are many who would seek to be where we are, but only few will attain it.

# C

**COMMITTED** – The previous four core values mean nothing unless everyone is committed to it. Obstacles and challenges will come up. Losses on the field and issues off of it will occur and cause problems that will need to be addressed. But when we are committed - to each other, to the team, to the goals that have been set - very little can disrupt our goals and pursuits. A unified force with a united passion is very difficult to stop and our commitment to the vision and the process will enable us to be successful.



### Core Values Shape Culture

- The Seminole Softball team has incorporated these values into all areas of team life, both on and off the field.
- Each fall since 2015, FSU experienced "The Program", a two-day boot camp event where the team worked on communication, problem solving, endurance, perseverance, paying attention to details and teamwork while accomplishing tasks on the field, at a pool, on the beach, in the woods, among others.
- Each year, the team has been able to build trust within the team by attaining goals and going through the physical and mental adversity that The Program imposes on them as a collective team and unit.
- The Seminoles also start each game and practice at "The GATE", which at JoAnne Graf Field is a physical gate, but it helps to focus on being present for the team, allowing outside distractions to stay outside and to "Give your All to the Team Everyday."



NINE WOMEN'S COLLEGE WORLD SERIES APPEARANCES • 15 ACC CHAMPIONSHIPS

# 2014 WOMEN'S COLLEGE WORLD SERIES

For the first time since 2004, the Florida State Seminoles advanced to Oklahoma City, Okla., for the Women's College World Series. It marked the first time that FSU had reached the WCWS since the NCAA updated the tournament to include the super regional round in 2005.

Making the World Series seemed unlikely for FSU as it lost game one of the Tallahassee Super Regional by a score of 17-3 to No. 13 Michigan. It set the record for most runs allowed in Seminole history and the 14 run margin of defeat was the largest ever.

Refusing to concede the series defeat, Florida State came out and shutout the Wolverines in game two of the series, 6-0, and were tied 2-2 in the bottom of the seventh inning of game three before senior outfielder Courtney Senas blasted a two-run walk-off home run to deep left center to end the game but begin the celebration at home plate.



Once in OKC, the Seminoles got down to work to continue their impressive season which included the program's 12th ACC Championship and FSU's 24 conference wins set a single-season record in the ACC.

Several Noles were honored with weekly, conference and regional accolades throughout the season, but the final award was given to junior pitcher Lacey Waldrop at the WCWS banquet on the 50th floor of the Devon Tower. Waldrop earned the 2014 USA Softball National Player of the Year award, becoming FSU's second winner of the award following Jessica van der Linden in 2004. Florida State is also the only school with multiple winners of the award.

The first opponent for Florida State was No. 1 Oregon. Junior shortstop and NFCA First Team All-American Maddie O'Brien led off the game with a single to center and Senas followed later the inning with a walk but



the Noles were unable to score a run. Oregon's starting pitcher would only allow two other baserunners for the rest of the game. Waldrop allowed three runs in 5.0 innings as the Seminoles lost to the Ducks, 3-0, to fall into the loser's bracket.

Two days later, FSU faced Baylor in an elimination game. Alex Kossoff led the Noles at the plate, going 2-for-3 with a run scored, including a nice bunt single in the third. However, FSU was unable to capitalize on its chances in the same way that Baylor did. Home runs by BU shortstop Jordan Strickland in the second and sixth inning accounted for four of the seven runs in the contest as Baylor eliminated Florida State from the World Series with a 7-2 victory.

While it was the best season in a decade, and one of the best in program history, the Seminoles know that they have the talent and passion to not only return to OKC and the Women's College World Series in the future, but that they have the goal of finishing the job and being the last team standing as the National Champion.







1981 & 1982 AIAW NATIONAL CHAMPIONS • 30 NCAA APPEARANCES • 46 ALL-AMERICANS

# 2016 WOMEN'S COLLEGE WORLD SERIES

For the second time in three seasons, FSU softball returned to Oklahoma City and the Women's College World Series after earning an NCAA Super Regional sweep of Utah at JoAnne Graf Field on May 27-28. It marked the ninth time overall in program history that Florida State has reached the WCWS.

Prior to the games getting underway, a trio of Noles were honored for their success as Alex Powers, Jessica Burroughs and Jessie Warren received All-America honors from the National Fastpitch Coaches Association. It marked the sixth time that Florida State had earned three All-Americans in one season and the first time that all three returned for the next season. Powers and Burroughs also received 2016 ACC Player and Pitcher of the Year honors, respectively.




The Seminoles opened up the 2016 WCWS with a game against No. 15 Georgia. After breaking out to a 2-0 lead on a first-inning home run by Warren, FSU allowed the Bulldogs back into the game with three total errors in the second and third innings as Georgia took a 4-2 lead. A two-run home run in the sixth inning by Alex Powers tied the game at 4-4, but another FSU defensive error (a WCWS record-tying seventh error of the game) allowed Georgia to score an unearned run in the seventh inning to win 5-4 to send FSU to the loser's bracket.

On Elimination Saturday, Florida State battled back with a win over No. 14 UCLA, taking down the Bruins by a score of 8-4. After starter Meghan King allowed a first-inning grand slam to UCLA, Jessica Burroughs came in relief and retired 19 of the last 21 UCLA batters as FSU scored multiple runs in the second, third and fifth innings to complete the comeback victory and continue on in the 2016 WCWS.

As weather caused problems for games in OKC, the next contest between No. 7 FSU and No. 2 Michigan was forced to move to Sunday, June 5. In what became a pitcher's duel, both teams struggled to get their offense going as each squad only had five baserunners reach base for the entire game. A single to lead off the third by Alex Kossoff, followed by a walk to FSU's Morgan Klaevemann, a fielder's choice by Jessie Warren and a walk to Alex Powers loaded the bases for Sydney Broderick. A wild pitch by U-M's Megan Betsa allowed Klaevemann to dash home, scoring the only run of the game as FSU held on for the 1-0 victory. The win over No. 2 Michigan was the highest ranked win for head coach Lonni Alameda in her eight seasons at FSU.

Reaching the WCWS semifinals for the third time in school history, FSU continued with a game against No. 5 Auburn on Sunday night. In a back-and-forth fight, both teams battled as a spot in the Championship finals was on the line. FSU struck first with a run in the top of the first, but Auburn scored three in the bottom of the inning. The Noles tied it up at 3-3 in the second and took a 4-3 lead on an RBI single by Carsyn Gordon in the third, but the Tigers answered with three runs in the bottom of the third for a 6-4 advantage.

A solo home run in the fourth gave Auburn a 7-4 lead, but the Noles would not give up until their final at bat. Freshman Cali Harrod tied the game with a three-run home run in the seventh inning to force extra innings. Despite getting a runner to second with one out in the eighth, FSU was unable to push across a run. In the bottom of the inning Auburn hit a leadoff single, and along with an FSU error, put the winning run on third with no body out. A fielder's choice to third base drove in the winning run, giving Auburn a 8-7 win and sending them to the WCWS Championship Series.





# 2018 QUICK FACTS

Location .....Tallahassee, Fla.  
 Founded..... 1851  
 Enrollment.....41,473  
 Symbol ..... Seminoles  
 Colors..... Garnet and Gold  
 Conference ..... Atlantic Coast  
 President.....John Thrasher  
 Athletics Director.....Stan Wilcox

Head Coach.....Lonni Alameda  
 Alma Mater.....Oklahoma '93  
 Career Record ..... 582-296-2 (14 years)  
 FSU Record .....425-138-1 (Nine years)  
 Assistant Coach.....Travis Wilson  
 Alma Mater..... Canterbury '96  
 Assistant Coach..... Craig Snider  
 Alma Mater..... Centenary '05

Home Field ..... JoAnne Graf Field  
 Dimensions.....Lines - 200', Center - 220'  
 Capacity ..... 1,000  
 Press Box Phone .....850-645-3245

First Year of Softball ..... 1978  
 All-Time Record .....1,908-647-6  
 ACC Titles ..... 15\*  
 ..... \*includes tie with Maryland in 1997  
 National Titles (AIAW).....2  
 NCAA Regional Appearances.....30  
 NCAA Super Regional Appearances.....6  
 WCWS Appearances.....9  
 NCAA Tournament Record ..... 73-66

2017 Record ..... 55-8-1  
 2017 ACC Record .....24-0  
 2017 ACC Finish.....1st (Tournament)  
 ..... 1st (Regular Season)

Starters R/L..... 6/4  
 Pitchers R/L..... 4/1  
 Letterwinners R/L.....15/5  
 Newcomers.....6

Softball Oversight.....Cindy Hartmann  
 Softball SID..... Scott Moriak  
 Moriak's email .....smoriak@fsu.edu  
 Moriak's Office .....850-644-2016  
 Moriak's Cell.....715-641-0365  
 SID Office Fax..... 850.644.3820  
 Website .....seminoles.com  
 Mailing Address.....403 Stadium Drive W.  
 ..... Tallahassee, FL 32306

Twitter.....@FSU\_Softball  
 Facebook...../FSUSoftball  
 Instagram...../fsusoftball  
 Snapchat...../fsu\_softball  
 Periscope...../FSU\_Softball  
 Streaming Radio.....Seminoles.com

## SEMINOLES BY STATE

### Florida (11)

Deja Bush ..... Davie  
 Cassidy Davis ..... Valrico  
 Leslie Farris ..... St. Johns  
 Carsyn Gordon ..... Palmetto Bay  
 Kylee Hanson ..... Jupiter  
 Madison Kennedy ..... Baker County  
 Meghan King ..... Parkland  
 Elizabeth Mason ..... Tampa  
 Korina Rosario ..... Pensacola  
 Sabrina Stutsman ..... Windermere  
 Jessie Warren ..... Tampa

### California (1)

Zoe Casas ..... Rialto

### Georgia (6)

Tessa Daniels ..... Auburn  
 Abby Evans ..... Marietta  
 Cali Harrod..... Ephesus  
 Dani Morgan..... Newnan  
 Mackenzie Puckett..... Cairo  
 Anna Shelnett..... Franklin

### Indiana (1)

Savanna Copeland..... Fishers

### Oklahoma (1)

Sydney Sherrill..... Moore

### Texas (2)

Morgan Klaevemann..... Refugio  
 Rock Benavides ..... Corpus Christi

## SEMINOLES BY POSITION

### Outfield (4)

Deja Bush, Zoe Casas,  
 Morgan Klaevemann, Korina Rosario

### Infield (5)

Tessa Daniels, Leslie Farris,  
 Cali Harrod, Sydney Sherrill,  
 Jessie Warren

### Catchers (3)

Madison Kennedy, Elizabeth Mason,  
 Anna Shelnett

### Pitchers (6)

Savanna Copeland, Kylee Hanson,  
 Tessa Daniels, Cassidy Davis,  
 Abby Evans, Meghan King

### Utility (5)

Rock Benavides, Carsyn Gordon, Dani  
 Morgan, Mackenzie Puckett, Sabrina  
 Stutsman

## SEMINOLES BY CLASS

### Freshmen (6)

Madison Kennedy, Rock  
 Benavides, Mackenzie Puckett,  
 Savanna Copeland, Sydney Sherrill,  
 Elizabeth Mason

### Sophomores (6)

Deja Bush, Cassidy Davis,  
 Leslie Farris, Dani Morgan, Anna  
 Shelnett, Sabrina Stutsman

### Juniors (6)

Zoe Casas, Tessa Daniels,  
 Abby Evans, Carsyn Gordon,  
 Cali Harrod, Meghan King

### Seniors (4)

Morgan Klaevemann, Korina Rosario,  
 Jessie Warren, Kylee Hanson





# 2018 SOFTBALL ROSTER

## NUMERICAL

No.	Name	B/T	Pos.	Yr.	Hometown/Prev. School
1	Dani Morgan	R/R	UT	So.	Newnan, Ga. / East Coweta
2	Morgan Klaevemann	L/R	OF	Sr.	Refugio, Texas / Refugio
4	Savanna Copeland	R/R	P	Fr.	Fishers, Ind./Hamilton Southeastern
5	Elizabeth Mason	R/R	C	RFr.	Tampa, Fla. / Gaither
6	Zoe Casas	L/L	OF	Jr.	Rialto, Calif. / Aquinas
8	Korina Rosario	L/L	OF/P	Sr.	Pensacola, Fla. / West Florida
9	Deja Bush	L/R	OF	RSo.	Davie, Fla. / Charles W. Flanagan
10	Cali Harrod	R/R	UT	Jr.	Roopville, Ga. / Heard County
11	Rock Benavides	R/R	UT	Fr.	Corpus Christi, Texas/Veterans Memorial
12	Carsyn Gordon	R/R	INF	Jr.	Miami, Fla. / Coral Reef
13	Anna Shelnett	R/R	C/3B	So.	Franklin, Ga. / Heard County
16	Mackenzie Puckett	L/R	UT	Fr.	Cairo, Ga./Cairo
18	Madison Kennedy	R/R	C/OF	Fr.	Baker County, Fla./Baker County
20	Kylee Hanson	R/R	P	RSr.	Jupiter, Fla./Jupter HS/Florida Atlantic
21	Sabrina Stutsman	L/R	UT	RSo.	Windermere, Fla. / West Orange
22	Abby Evans	R/R	P	Jr.	Marietta, Ga. / Hillgrove
23	Tessa Daniels	L/L	1B/P	Jr.	Auburn, Ga. / Buford
24	Sydney Sherrill	L/R	UT	Fr.	Moore, Okla./Southmoore
26	Leslie Farris	R/R	INF	So.	St. Johns, Fla. / Creekside
30	Jessie Warren	R/R	INF	Sr.	Tampa, Fla. / Alonso
48	Meghan King	R/L	P	RJr.	Parkland, Fla. / St. Thomas Aquinas
70	Cassidy Davis	R/R	P/UT	So.	Valrico, Fla. / Newsome

## ALPHABETICAL

No.	Name	B/T	Pos.	Yr.	Hometown/Prev. School
9	Deja Bush	L/R	OF	RSo.	Davie, Fla. / Charles W. Flanagan
11	Rock Benavides	R/R	UT	Fr.	Corpus Christi, Texas/Veterans Memorial
6	Zoe Casas	L/L	OF	Jr.	Rialto, Calif. / Aquinas
4	Savanna Copeland	R/R	P	Fr.	Fishers, Ind./Hamilton Southeastern
23	Tessa Daniels	L/L	1B/P	Jr.	Auburn, Ga. / Buford
70	Cassidy Davis	R/R	P/UT	So.	Valrico, Fla. / Newsome
22	Abby Evans	R/R	P	Jr.	Marietta, Ga. / Hillgrove
26	Leslie Farris	R/R	INF	So.	St. Johns, Fla. / Creekside
12	Carsyn Gordon	R/R	INF	Jr.	Miami, Fla. / Coral Reef
20	Kylee Hanson	R/R	P	RSr.	Jupiter, Fla./Jupter HS/Florida Atlantic
10	Cali Harrod	R/R	UT	Jr.	Roopville, Ga. / Heard County
18	Madison Kennedy	R/R	C/OF	Fr.	Baker County, Fla./Baker County
48	Meghan King	R/L	P	RJr.	Parkland, Fla. / St. Thomas Aquinas
2	Morgan Klaevemann	L/R	OF	Sr.	Refugio, Texas / Refugio
5	Elizabeth Mason	R/R	C	RFr.	Tampa, Fla. / Gaither
1	Dani Morgan	R/R	UT	So.	Newnan, Ga. / East Coweta
16	Mackenzie Puckett	L/R	UT	Fr.	Cairo, Ga./Cairo
8	Korina Rosario	L/L	OF/P	Sr.	Pensacola, Fla. / West Florida
13	Anna Shelnett	R/R	C/3B	So.	Franklin, Ga. / Heard County
24	Sydney Sherrill	L/R	UT	Fr.	Moore, Okla./Southmoore
21	Sabrina Stutsman	L/R	UT	RSo.	Windermere, Fla. / West Orange
30	Jessie Warren	R/R	INF	Sr.	Tampa, Fla. / Alonso

Head Coach - Lonni Alameda (Oklahoma, 1993)  
 Assistant Coach - Travis Wilson (University of Canterbury, 1996)  
 Assistant Coach - Craig Snider (Centenary, 2005)  
 Volunteer Assistant Coach - Kendra Lynch (North Carolina, 2017)

### Pronunciation guide

2	Morgan Klaevemann	CLEVV-man	9	Deja Bush	DAY-zhah
6	Zoe Casas	Zo-ee CASS-sus	12	Carsyn Gordon	Carson
8	Korina Rosario	Co-REENA Ro-zahr-eeo	26	Leslie Farris	Ferris
Head Coach Lonni Alameda		Al-uh-mee-duh			



# “PLAY FOR THOSE WHO CAN'T”

One of the foundational principles that Florida State softball is built on is, “Play for those who can’t.” The Seminoles have displayed that throughout the years, including recently with people like Taylor Foster, Madison Marshall and Monk Bonasorte.


Taylor Foster became part of the FSU family in 2013 through a connection with the ACC, and despite growing up in North Carolina, dreamed of playing softball for the Seminoles. Foster was diagnosed with bone cancer in at the age of 13 and her passion and enthusiasm in the face of such adversity never faltered. The Noles would routinely stop by to see Taylor and her family when playing NC area schools and the players and coaches would often keep touch via calls, texts and video chats. After her passing in April of 2014, an annual memorial tournament and camp was started and organized by FSU softball players, coaches and support staff for youth in North Carolina to share Taylor’s passion for the game and tell of her legacy.

In 2016, and through a partnership with The Friends of Jaclyn Foundation, FSU softball adopted Madison Marshall who had been diagnosed with a brain tumor in 2014 at the age of 14. The Friends of Jaclyn Foundation was created in 2005 and pairs children with pediatric brain tumors with collegiate sports teams, as they have seen the symbiotic relationships that are formed help both the child going through such a difficult situation, but also the teams that are able to come along side a family and help them fight and learn a new appreciation and perspective on life.

Monk Bonasorte, one of the main FSU athletic administrators responsible for hiring Lonni Alameda as head coach in the fall of 2008, had played football at FSU in the late 70s, and was voted into the FSU Athletics Hall of Fame in 1995. As a result, he bled Garnet and Gold and became a significant supporter of FSU softball, as well as all of the other sports on campus. In October of 2015, Bonasorte was diagnosed with brain cancer, yet never wavered in his passion for FSU and life. Right up to his passing in November of 2016, he continued to give his life to this university and be an example of the Florida State “Unconquered” spirit.

In 2017, the Lonni Alameda Softball Camps began the Monk Bonasorte Camp (Camp MB42), where the young players in attendance not only learn about the skills of softball, but also about life and who Monk was, what he meant to Florida State and how he battled through such adversity. All of the proceeds of the annual camp go to the FSU Monk Bonasorte Scholarship, and to date, the camp has raised over \$8,500.

There are numerous other relationships that have been formed over the years with young fans like Amber Howard and Maddie Briscoe, and even former players such as Dana Bailey that have battled cancer, the FSU players and staff know that there is much more to life than just this game. Though several are now gone, they are certainly not forgotten and remain a significant part of Seminole softball to this day.





# 2 • MORGAN KLAEVEMANN

Outfielder • Junior • Refugio, Texas • Refugio

### CAREER HIGHS

Hits:	4	2x, last vs. Pitt (3/31/17)	RBI:	4	vs. UCLA (6/4/16)
Doubles:	1	10x, last vs. Canisius (3/15/17)	Runs:	4	at North Carolina (3/25/16)
Triples:	2	vs. Virginia (4/19/15)	Walks:	4	2x, last vs. Virginia Tech (4/24/16)
Home Runs:	0	-	Stolen Bases:	4	vs. Nebraska (2/19/17)

- 2017 NFCA SECOND TEAM ALL-AMERICAN
- 2017 NFCA SOUTHEAST ALL-REGION FIRST TEAM
- 2017 CoSIDA ACADEMIC ALL-AMERICA THIRD TEAM
- 2017 CoSIDA ACADEMIC ALL-DISTRICT 4 FIRST TEAM
- 2017 ALL-ACC FIRST TEAM
- 2017 ALL-ACC ACADEMIC TEAM
- 2016 NFCA SOUTHEAST ALL-REGION THIRD TEAM
- 2016 CoSIDA ACADEMIC ALL-DISTRICT 4 FIRST TEAM
- 2016 ALL-ACC FIRST TEAM
- 2016 ALL-ACC ACADEMIC TEAM
- 2015 ALL-ACC FIRST TEAM
- 2015 NFCA SOUTHEAST ALL-REGION THIRD TEAM
- 2015 ALL-ACC ACADEMIC TEAM
- FSU SOFTBALL TRIBE MEMBER

### Junior Season (2017):

Continued to be the spark at the top of the lineup for the Seminoles, starting in all 58 games played on the season and leading the defense as the centerfielder...became just the second Florida State softball player to earn athletic and academic All-America honors in the same season as she earned NFCA Second Team All-American honors, as well as being named to the CoSIDA Academic All-America Third Team...tallied 68 hits, with four doubles, two triples, eight RBI, 52 runs scored 25 walks and 36 stolen bases, as she recorded an on-base percentage of .492...led the team with 21 multi-hit games and posted a 10-game hitting streak...earned All-ACC First Team honors for the third season in a row as the Seminoles posted a 24-0 record in conference play to earn the ACC regular season crown for the fifth year in a row...moved into the FSU all-time top 10 in three different categories, and ranks fourth in FSU history with 109 stolen bases, seventh with 105 walks and 10th with 164 runs scored...batted 2-for-3 with a walk, a stolen base and two runs scored in the season opener against Lipscomb on February 10... had a single, an RBI and scored a run against Furman (Feb 11)...walked and stole a base against FAMU on Feb 15...matched a season-high two hits in three of the four games of the ACC/Big Ten Challenge from February 17-19...stole a career-high four bases against Nebraska on Feb 19, batting 2-for-3 with two runs scored...had two hits and a stolen base against No. 18 Texas A&M (Feb 23)...matched a career high with three hits, including a double, with an RBI and two runs scored against Stanford on February 23...scored two runs and posted two hits against San Diego State...had a base hit, walked, stole a base and scored the game's only run against No. 9 Arizona on Feb 25...went 2-for-4 with two stolen bases and a run scored against No. 14 Michigan...batted 2-for-4 with a walk and a stolen base against Georgia Tech on March 3... stole one base in each game of the doubleheader against North Florida on March 8 and had an RBI single in game two...had two hits, walked and scored two runs in game one of the doubleheader at Virginia Tech (3/10)...set a season-high with three runs scored and added a triple in FSU's 13-2 win over VT in game two...tied a career high with three hits on March 11 at Virginia Tech, hitting an RBI double and scoring a run...walked, doubled and scored two runs against Canisius (3/15)... went 2-for-3 from the plate with two stolen bases and two runs scored

in the series opener against Notre Dame on March 17...walked twice and scored three runs in a 16-0 victory over Notre Dame (3/19)...set a career high with four hits at UVA on March 24, adding two stolen bases and two runs scored...batted 2-for-3 with a walk, two stolen bases and two runs scored at Virginia (3/26)...matched a career high with four hits versus Pitt, scoring three runs and stealing a base on March 31...was perfect in four plate appearances against Pitt on April 1, batting 3-for-3 with a walk, an RBI and two runs scored...walked twice, stole a base and scored two runs on April 8 at Syracuse...hit an RBI single, drew two walks and scored a pair of runs at Syracuse (4/9)...went 2-for-3 with a stolen base on the road at No. 3 Florida on April 12...hit a pair of singles and scored a run in FSU's 3-1 win at South Carolina (4/15)...singled, stole a base and scored in her only plate appearance at Louisville on April 24...walked twice, stole a base and scored a run against Princeton in the opening game of the NCAA Tallahassee Regional on May 19...hit two singles and scored a run versus No. 25 Georgia to help clinch the regional championship on May 21.

### Sophomore Season (2016):

Served as the catalyst for FSU's offensive and defensive success as the leadoff hitter and centerfielder as the Seminoles won their third consecutive ACC Championship and advanced to the Women's College World Series for the second time in three seasons...Played in 61 games with 61 starts and finished with a .351 batting average (60-for-171) with a double, two triples, 20 RBI and 69 runs scored...her 1.13 runs per game ranked No. 10 in the nation...also added 53 stolen bases and 51 walks, ranking sixth in the NCAA in stolen bases and No. 12 in walks...finished in the top 10 in FSU single season history in three different categories (runs - 4th, walks - 5th and stolen bases - 7th)...also led the team with a .509 on base percentage and five outfield assists...batted 3-for-4 with one RBI, two runs scored and a career high two stolen bases in a Seminole victory against St. John's on Feb. 12...hit a triple, scored a run and tied a career high with two RBI in FSU victory against FIU on Feb. 12... tied a career high with three runs scored against Valparaiso on Feb. 14...



### CAREER STATISTICS AT FLORIDA STATE

Year	avg	gp-gs	ab	r	h	2b	3b	hr	rbi	tb	slg%	bb	hbp	so	gdp	ob%	sf	sh	sb-att	po	a	e	fld%
2015	.393	63-60	178	43	70	5	3	0	19	81	.455	29	0	30	0	.476	1	3	20-21	59	6	0	1.000
2016	.351	61-61	171	69	60	1	2	0	20	65	.380	51	5	22	0	.509	1	5	53-59	73	5	3	.963
2017	.410	58-58	166	52	68	4	2	0	8	76	.458	25	2	27	0	.492	0	6	36-41	49	1	3	.943
<b>TOTAL</b>	<b>.384</b>	<b>182-179</b>	<b>515</b>	<b>164</b>	<b>198</b>	<b>10</b>	<b>7</b>	<b>0</b>	<b>47</b>	<b>222</b>	<b>.431</b>	<b>105</b>	<b>7</b>	<b>79</b>	<b>0</b>	<b>.493</b>	<b>2</b>	<b>14</b>	<b>109-121</b>	<b>181</b>	<b>12</b>	<b>6</b>	<b>.970</b>



## 2 • MORGAN KLAEVEMANN

Outfielder • Junior • Refugio, Texas • Refugio

drew two walks and scored a run against No. 2 Michigan (Feb. 19)...had a hit, a walk and a run scored against Florida A&M on Feb. 24...went 2-for-3 while scoring three runs in a win against Hofstra on Feb. 26...hit a perfect 2-for-2, brought in two runs and stole a base in a win against UAB on Feb. 27...went 2-for-2 with two runs scored and a stolen base against UC Davis (Mar. 5)...batted a perfect 2-for-2 while getting walked twice and also recorded her career high with three stolen bases in a win against CSUN on March 6...had another perfect game at the plate going 2-for-2 with one RBI, one run scored and a stolen base against Tulsa (3/12)...recorded five hits in eight at-bats with seven stolen bases and seven runs in the series at UNC (Mar 25-26)...batted 3-for-3 with two runs scored in a loss on the road at No. 22 Notre Dame on April 3...walked four times and stole two bases in a win against NC State on April 10...recorded five total stolen bases in the series sweep over Boston College (April 16-17)...went 1-for-2 with two walks and scored two runs at No. 3 Auburn on April 20...walked all four times she went up to the plate and scored three runs in a 13-1 victory over Virginia Tech (April 24)...had two hits and two runs scored in a 7-1 win over North Carolina in the ACC semifinals on May 13...hit an RBI bunt single and added a walk and a stolen base in the NCAA Super Regionals against No. 25 Utah on May 28...was 2-for-4 with a career-high four RBI, as well as two stolen bases, in a 8-4 win over No. 14 UCLA at the Women's College World Series on June 4...walked twice, stole a base and scored the only run in a 1-0 victory over No. 2 Michigan in the WCWS to advance to the semifinals for the third time in school history...hit an RBI triple, walked and scored a run in an 8-7 defeat in eight innings to No. 5 Auburn on June 5.

### Freshman Season (2015):

Excellent freshman season where she played in all 63 games with 60 starts in centerfield...the dynamic, lefty slapper was named to the All-ACC First Team and NFCA Southeast All-Region Third Team after leading Florida State with a .393 batting average (70-for-178), which is the seventh-highest season batting average in FSU history...added five doubles, three triples with 19 RBI, 43 runs scored and 20 stolen bases...also finished third on the team with 29 walks...posted a 26-game hitting streak from March 25 to May 17, ranking second-longest in FSU and ACC history as well as tied for No. 24 in NCAA history...stole two


bases and walked twice at Florida A&M on February 10 to set career highs in both categories...set a career high with three hits as she went 3-for-4 at the plate against No. 7 Michigan (Feb. 14) and scored a run...went 1-for-3 with an RBI versus No. 13 Tennessee at the Mary Nutter Classic (Feb. 19)...batted 3-for-3 with an RBI and a career-high two runs at Florida Atlantic on March 10...went 2-for-2 with a walk in a 2-0 win against USC Upstate on March 12...recorded an outfield assist on March 14 against Notre Dame; also went 2-for-4 from the plate in the 7-3 win over the Irish...reached base in seven consecutive plate appearances from March 8-12...drew a career-high three walks against Troy on March 1...hit a single and a double in the seventh and eighth innings, respectively, as the Seminoles rallied to defeat No. 25 Virginia Tech, 7-6 in eight innings, on March 21...batted 2-for-3 with an RBI and a career-high three runs scored against No. 9 Auburn on March 25...went 7-for-9 with an RBI and a run scored over the three-game series with Pitt on March 28-29...hit an RBI single against No. 3 Florida on April 8...walked three times at Louisville on April 11 to tie a career high...tied a career high with three hits at Louisville on April 12; also drove in a career-high two RBI...posted three hits, including two triples, scored three runs and drove in two RBI - tying career highs in all categories - against Virginia on April 19...had two game-saving outfield assists in game two of a doubleheader at Georgia Tech on April 26 - with FSU leading 3-2 in the sixth, she threw out a runner at the plate after a single to center. Then with the same score and one out in the seventh, she caught a fly ball and retired a runner at the plate to end the game...went 2-for-3 with two runs scored and an RBI at North Florida on May 3...hit a two-RBI triple against NC State in the ACC semifinal on May 8...posted two hits each in ACC tournament games against Boston College and Pitt...tied a career high with three hits against Dartmouth in the first game of the NCAA Tallahassee Regional (May 15)...hit an RBI single and added a stolen base in game three of the NCAA Knoxville Super Regional at No. 8 Tennessee on May 22...was perfect defensively, with zero errors in 65 defensive chances, including six outfield assists.

### High School:

Outstanding multiple sport athlete for the Refugio Bobcats...also played for the Texas Bombers Gold travel team...named to the Caller Times All-South Texas Team (2012-14) and Victoria Advocate All-Area Team (2012-14)...earned All-State accolades by both the Texas Girls Coaches Association and the Texas Sportswriters Association in 2013 and 2014...was the 2014 District 30-AA softball offensive player of the year...received Academic All-District honors all four years...RHS Softball MVP in 2011 and 2012...won Refugio's Powerlifting award...2nd Team All-District in basketball in 2012 and 2013...2014 District 30-AA basketball MVP and Academic All-District...named to the Victoria Advocate All-Area basketball team in 2014...2014 RHS Athlete of the Year...qualified for the regional track meet from 2011-14 in multiple events...ran the 4x100m relay at the state meet in 2014...named to the distinguished honor roll all four years...member of the National Honor Society and was NHS President at Refugio...was also Senior Class and Student Council President...RHS Geometry Award in 2011 and World Geography Award in 2012...earned the Chemistry AP award...was named the Valedictorian of her high school class...selected Florida State among offers from many schools, including Oklahoma, Texas and LSU.

### Personal:

Born on January 13, 1996...majoring in Biological Science...has one brother...aspires to be a veterinarian...mentions that the best part of playing in the ACC is to compete against some of the best athletes around...favorite movie is Fried Green Tomatoes...can hold herself sideways on a pole like a flag...enjoys watching Scandal and Grey's Anatomy...cannot live without her yellow lab, Lilly...used to show chickens and turkeys at the county fair...loves her mom's Rotisserie chicken with rice and green beans...says a leader is someone who leads by example, is trustworthy and has a good heart...favorite flavor of ice cream is vanilla with chocolate syrup...can play the saxophone.





# 30 • JESSIE WARREN

Infielder • Junior • Tampa, Fla. • Alonso

CAREER HIGHS					
Hits:	3	20x, last vs. North Carolina (4/29/17)	RBI:	5	4x, last vs. Virginia Tech (4/24/16)
Doubles:	2	2x, last vs. South Carolina (5/21/16)	Runs:	4	4x, last at Boston College (4/17/16)
Triples:	1	7x, last vs. Notre Dame (3/18/17)	Walks:	4	vs. UCF (5/16/15)
Home Runs:	2	8x, last vs. North Carolina (4/29/17)	Stolen Bases:	3	vs. Notre Dame (5/14/16)

- 2017 NFCA FIRST TEAM ALL-AMERICAN
- 2017 NFCA SOUTHEAST ALL-REGION FIRST TEAM
- 2017 ACC PLAYER OF THE YEAR
- 2017 ACC DEFENSIVE PLAYER OF THE YEAR
- 2017 ALL-ACC FIRST TEAM
- 2017 USA SOFTBALL PLAYER OF THE YEAR TOP 10 FINALIST
- 2016 NFCA THIRD TEAM ALL-AMERICAN
- 2016 NFCA SOUTHEAST ALL-REGION SECOND TEAM
- 2016 ALL-ACC FIRST TEAM
- 2016 ACC TOURNAMENT MVP
- 2015 ACC FRESHMAN OF THE YEAR
- 2015 ALL-ACC FIRST TEAM
- 2015 ACC ALL-TOURNAMENT TEAM
- 2015 NFCA SOUTHEAST ALL-REGION SECOND TEAM
- FSU SOFTBALL TRIBE MEMBER

### Junior Season (2017):

Named an All-American for the second consecutive season, earning NFCA First Team honors as she led the Seminoles to the NCAA Super Regionals for the fifth consecutive season...earned ACC Player of the Year and ACC Defensive Player of the Year accolades as she batted .567 in ACC play with 14 home runs, 39 RBI and a 1.373 as Florida State completed an undefeated 24-0 regular season in conference play, and also won its fourth-straight ACC Tournament title...named ACC Player of the Week twice (March 21 and May 2, as well as NFCA National Player of the Week on April 11...started all 64 games at third base, and finished with a .413 batting average (74-for-179) with 14 doubles, four triples, 23 home runs, 68 RBI, 61 runs scored, a .538 on-base percentage, as well as a .922 slugging percentage...she also added 35 walks, was hit by 19 pitches and stole six bases as she led the team in 11 different categories...recorded 20 multi-hit games as well as 19 multi-RBI games...her 23 home runs gives her 62 for her career, already setting a new FSU career record as a junior, surpassing Maddie O'Brien's 55 set from 2012-2015...she ranked in the top five in the NCAA in total bases (165 - first), slugging percentage (.922 - third), home runs (23 - third) and home runs per game (0.36 - fifth)...she will enter the 2018 season as the NCAA's active career leader in runs (185), home runs (62), RBI (203) and total bases (451)...posted a 19-game hitting streak from March 25 to May 3...hit a home run in each of the first three games of the season - Lipscomb (grand slam), Furman (solo), Marshall (solo)...walked, stole a base and scored a run against Florida A&M on February 15...went 2-for-3 with a double and a home run in a 3-2 win over Northwestern on Feb 17...batted 3-for-4 with three RBI in the 8-2 win over Stanford on February 23...walked twice, was hit by two pitches and scored a run in her four plate appearances against Georgia Tech on March 3...batted 2-for-4 with a double, an RBI, a walk and a run scored against GT on March 4...went 2-for-2 with a walk, two runs scored and a three-run home run against North Florida on March 8...batted 2-for-3 with a double and two runs scored at Virginia Tech in game one of a doubleheader on March 10...had three hits, three RBI and two runs scored in game two at VT...hit a triple and drove in two runs versus Florida Gulf Coast on March 14...walked, hit a triple and scored twice against Canisius (3/15)...batted 3-for-4 with an RBI and a runs scored versus FGCU on March 15...drove in three runs and hit a home run in the series opener against Notre Dame on March 17...was 2-for-3 with a triple and an RBI against ND on

March 18...was a perfect 3-for-3 from the plate on March 19 against the Irish, hitting a double and a home run, with a walk and two RBI...walked twice, was hit by a pitch and scored a run at Virginia on March 24...batted 2-for-3 with a walk and two runs scored on March 25 at UVA...hit a three-run home run in the first inning at UVA on March 26 to close out the sweep of the Cavaliers...closed out the March 31 game against Pitt with a bang, crushing a grand slam in the fifth inning to give FSU a 14-3 victory...batted 2-for-3 with a double, a walk, two RBI and two runs scored on April 1 versus Pitt, and defensively started a triple play at third base, stepping on the bag, throwing to Ellie Cooper at second and to Carsyn Gordon at first...hit a two-run HR to open the scoring vs Pitt (4/2)...earned NFCA National Player of the Week honors after batting 6-for-9 with two doubles, four home runs, nine RBI, eight runs scored and a 2.222 slugging percentage over the three-game series at Syracuse on April 8-9...hit a double on the road at No. 3 Florida (4/12)...went 3-for-4 with a double, a home run, three RBI and two runs scored in game one of the doubleheader at Louisville on April 23...reached base on all four plate appearances on April 24 at Louisville, drawing three walks and being hit by a pitch...with her first-inning solo home run on April 29 against North Carolina, she became FSU's all-time HR leader, hitting the 56th of her career, passing Maddie O'Brien (2012-15)...went 2-for-4 with a double, a solo home run and two runs scored on April 30 against UNC...Hit a solo home run in the first inning against No. 1 Florida on May 3, marking the first home run allowed by UF's Kelly Barnhill on the season...batted 2-for-4 on the road at No. 5 Oregon (5/7)...had one hit at North Carolina for her 21st home run of the season in the ACC Championship Game (5/13)...hit a home run in both games against No. 25 Georgia during the NCAA Tallahassee Regional, driving in three RBI on the weekend...was hit by a pitch and hit an RBI single in FSU's win over LSU in game one of the NCAA Super Regional on May 26...reached base in each of her last 11 games of the season.



### CAREER STATISTICS AT FLORIDA STATE

Year	avg	gp-gs	ab	r	h	2b	3b	hr	rbi	tb	slg%	bb	hbp	so	gdp	ob%	sf	sh	sb-att	po	a	e	fld%
2015	.367	61-59	188	53	69	11	3	19	57	143	.761	28	14	16	1	481	1	0	3-4	54	105	12	.930
2016	.380	65-65	187	71	71	12	0	20	78	143	.765	22	23	21	3	487	6	1	9-10	56	150	10	.954
2017	.413	64-64	179	61	74	14	4	23	68	165	.922	35	19	16	2	538	5	0	6-8	51	147	13	.938
<b>TOTAL</b>	<b>.386</b>	<b>190-188</b>	<b>554</b>	<b>185</b>	<b>214</b>	<b>37</b>	<b>7</b>	<b>62</b>	<b>203</b>	<b>451</b>	<b>.814</b>	<b>85</b>	<b>56</b>	<b>53</b>	<b>6</b>	<b>502</b>	<b>12</b>	<b>1</b>	<b>18-22</b>	<b>161</b>	<b>402</b>	<b>35</b>	<b>.941</b>



# 30 • JESSIE WARREN

Infielder • Junior • Tampa, Fla. • Alonso

### Sophomore Season (2016):

Named an NFCA Third Team All-American and ACC Tournament MVP as the sophomore third baseman helped the Noles reach the Women's College World Series for the ninth time in school history and earn its 14th ACC Championship...started all 65 games at third base for the Seminoles and batted .380 (71-for-187), leading the team with 20 home runs, 78 RBI, 71 runs scored and a .765 slugging percentage... also added 12 doubles, 22 walks, 23 hit-by-pitches, six sacrifice flies and nine stolen bases...ranked in the top 10 in the NCAA in RBI (third), sacrifice flies (fourth) and home runs (eighth)...was also 15th in the nation with 1.09 runs per game...led the team with 20 multi-hit games and 21 games with two or more RBI...her 13-game hitting streak from May 7 until June 4 was the longest on the Seminoles for 2016...through two seasons at Florida State, Warren already sits second on the FSU all-time lists with 39 home runs and is seventh with 135 RBI...knocked in a pair of runs in the season opener against St. John's (2/12)...recorded two hits, two runs and two RBI in a win against LIU Brooklyn on Feb. 13...went 3-for-4 with one run and two RBI in a win against Valparaiso on Feb. 14...walked and scored a run against Stephen F. Austin (2/17)...batted 1-for-2 with a run scored and a walk against Minnesota on Feb. 20...scored two runs with a single and a walk against Florida A&M on February 24...hit her first home run of the season against Hofstra on Feb. 26...scored three runs on one hit and one walk against Bradley (2/26)...had two home runs to bring in five RBI in four at bats in a victory over Cal State Northridge on Mar. 5...went a perfect 2-for-2 with a home run and four runs scored against UC Davis (Mar. 5)...recorded a home run with her only hit against CSUN (Mar. 6)...batted 3-for-4 with two RBI and three runs scored against Cal State Fullerton on March 8...hit 2-for-3 with a solo home run in a 3-0 victory against Syracuse on March 20...went 2-for-4 with a home run, two RBI and two runs scored in a win against Notre Dame on April 3...batted a perfect 3-for-3 with four RBI and two runs scored on a home run against NC State (April 8)...went a perfect 2-for-2 with two home runs, four RBI and four runs scored against Boston College on April 17...was 1-for-1 at the plate with a home run, sacrifice fly, a walk and a hit-by-pitch at No. 3 Auburn (4/20)...went 3-for-4 with a grand slam and three RBI at Pitt on April 30...tied a career high with three hits, with three RBI and two runs scored in a 15-5 win at Pitt on May 1...went 2-for-3 with a home run and four RBI against North Carolina in the ACC Tournament on May 13...had an RBI single, scored a run and set a career high with three stolen bases in the ACC Championship Game against No. 20 Notre Dame...hit a double in each game of the NCAA Regional, one against FAMU (May 20), two against South Carolina (May 21) and another against South Carolina (May 22)...went 1-for-1 with two walks and two runs scored in the first game against Utah on May 27...hit a two run home run to open the scoring in FSU's 3-0 win over Utah to win the Super Regional on May 28...had a base hit, two RBI and two runs scored in FSU's WCWS opening round game against Georgia on June 2...went 2-for-4 with a solo home run against No. 14 UCLA on June 4...had an RBI single, walked and scored a run in the Noles' WCWS semifinal game against No. 5 Auburn on June 5...closed out the season with a base hit in 14 of her last 15 games.



### Freshman Season (2015):

Posted an impressive freshman campaign, leading the Seminoles in eight different statistical categories on her way to being named the 2015 ACC Freshman of the Year...she was also named to the NFCA Southeast All-Region Second Team, All-ACC First Team and the ACC All-Tournament Team...finished with a .367 batting average (69-for-188) with 11 doubles, three triples, 19 home runs and 57 RBI...she also recorded a slugging percentage of .761, scored 53 runs and was hit by a pitch 14 times...had an amazing first day of her collegiate career, batting a combined 5-for-7 with two doubles, two home runs, four RBI and four runs scored versus Georgia Southern and No. 6 Kentucky...went 2-for-3 with a triple and a run scored versus Tennessee on February 19...drove in two RBI versus South Carolina on Feb. 19...batted 2-for-2 with two walks, a double and two runs scored versus No. 12 UCLA to close out the Mary Nutter Classic on February 21...went 2-for-3 with a home run, two RBI and two runs scored against Boston College on Feb. 28...drove in a career-high three RBI versus Coastal Carolina on March 6...drew two walks and scored two runs in a 12-0 win over Bethune-Cookman on March 6...hit a walk-off, three-run home run versus Notre Dame on March 14; finished 2-for-4 from the plate in the game with two runs scored...posted an eight-game hitting streak from February 15 to February 28...Recorded a 15-game streak of reaching base from February 15 to March 10...Hit a two-run home run and finished with two walks and two runs scored against Colgate (3/17)...Hit a solo home run in the eighth inning of game two of a doubleheader at No. 25 Virginia Tech on March 22 as the Seminoles defeated the Hokies, 7-6... Hit a solo home run against No. 9 Auburn (3/25)...Went 2-for-3 with three RBI on a triple and a home run against Pitt on March 28...Batted .667 (6-for-9) with a 1.222 slugging percentage on two doubles and a home run with four RBI and three runs scored in the series at NC State in April 3-4... Had at least one base hit and one run scored in nine games from March 25 to April 4...Went 2-for-4 with a two-RBI single and a two-RBI home run at Louisville on April 12 to help FSU to a 9-1 win on the road...Went 3-for-3 with two solo home runs and an RBI single in the series finale at Georgia Tech on April 26 ...Launched a go-ahead home run at Georgia State and finished with three RBI as the Seminoles defeated the Panthers, 6-3, on April 27...Batted 2-for-3 with two runs scored and an RBI at North Florida on May 3...Hit a go-ahead two-run single in the bottom of the sixth versus Pitt in the ACC Championship game (5/9)...Scored the winning run in Florida State's 2-1 come-from-behind victory over UCF on May 16...Went 1-for-2 with three RBI in the regional championship game vs. UCF on May 17...batted .625 (5-for-8) with three home runs, four RBI and four runs scored in the NCAA Super Regionals at Tennessee (May 21-22).

### High School:

A member of the Tampa Young Guns travel team...played for the Alonso Ravens in high school...named the Jack and Barbara Thompson Softball Player of the Year in 2014...batted .605 with 49 hits, 10 home runs, 33 RBI and 48 runs scored in 23 games as senior...First Team All-America member in 2013...named to the All-Hillsborough County First Team all four years of high school...Four-time All-Western Conference honoree (2011-14)...a member of the Principal's Honor Roll and A-Team at Alonso.

### Personal:

Born December 12, 1995...majoring in Sport Management...favorite movie is Jurassic World...can play the trombone...aspires to be a softball coach...cannot live without music or her phone...wears No. 30 because of Steph Curry...enjoys watching One Tree Hill...enjoys math and statistics ...has two brothers and one sister...favorite home-cooked meal is stir-fry...had two dogs and a cat growing up...played baseball for nine years and a year or more in volleyball, basketball, track and field, soccer and softball.





# 8 • KORINA ROSARIO

Outfielder • Junior • Pensacola, Fla. • West Florida

### CAREER HIGHS

Hits:	2	vs. Bethune-Cookman (3/6/15)	RBI:	2	2x, last at Georgia Tech (4/25/15)
Doubles:	1	vs. Georgia Southern (2/7/15)	Runs:	2	4x, last vs. LSU - NCAA (5/28/17)
Triples:	1	3x, last vs. Florida (5/3/17)	Walks:	2	vs. North Carolina (4/29/17)
Home Runs:	1	2x, last vs. Virginia - ACC (5/11/17)	Stolen Bases:	1	6x, last vs. Northwestern (2/18/17)

### Junior Season (2017):

Competed in 51 games, with five starts, primarily as a pinch-runner or a defensive replacement in the outfield in late-game situations...tallied a .300 batting average on the season, with three of her six hits going for extra bases on two triples and a home run...drove in three RBI and scored 18 runs of her own...was perfect in 17 defensive chances in the outfield...pinch ran, stole a base and scored a run against Northwestern on February 18...hit a single and scored a run in FSU's 8-2 win over Stanford (Feb 23)...put down a sacrifice bunt against No. 6 UCLA...pinch ran and scored a run against Georgia Tech on March 4...scored a run in game one of the doubleheader against North Florida on March 8...pinch ran and scored a run against Florida Gulf Coast (3/14), Canisius (3/15) and Notre Dame (3/17)...scored a run in FSU's 12-4 win over Pitt on April 1...walked twice, drove in a run and scored one of her own on April 29 against North Carolina...hit a triple, walked and scored twice in FSU 6-2 win against UNC on April 30...led off the 11th inning against No. 1 Florida on May 3 with a triple and scored the game-winning run as Alex Powers hit a walk-off home run...recorded her second career home run against Virginia in the quarterfinals of the ACC Tournament (5/11)...had a pinch-hit single against Princeton in the NCAA Regionals on May 19...singled, walked and scored two runs in the NCAA Super Regional game against LSU on May 28.

### Sophomore Season (2016):

Played in 57 games, including three starts in the outfield...batted .212 (7-for-33) on the season with three RBI and six runs scored...made 18 pinch running appearances and often entered the game as a defensive replacement in the outfield...walked and scored a run at FIU on Feb. 12...knocked a single to center and scored a run versus Valparaiso on Feb. 14...scored one run on a walk and stole a base against Michigan on Feb. 19...made a game-saving catch at the wall at No. 13 UCLA on March 4. With the bases loaded and two outs in the bottom of the seventh, she caught the ball, crashed into the wall to secure the 3-0 victory...batted 1-for-2 with one RBI against UC Davis (Mar. 5)...hit a sacrifice fly against Cal Poly on March 12...hit an RBI single on the road at North Carolina on March 25...pinch ran and stole a base against Jacksonville (April 6)...hit a single at Boston College on April 17...pinch ran and scored against Florida A&M on May 5...drew a walk against Pitt in the ACC Quarterfinal on May 12...walked and scored a run in a 7-1 victory over North Carolina in the ACC Semifinal (May 13)...recorded an infield single, stole second base and came around to score in the final game of the NCAA Super Regional against Utah on May 28...played in all four games at the 2016 Women's College World Series.

### Freshman Season (2015):

Played in 38 games with 12 starts as a true freshman...started four games in left field, two games in centerfield and six games in right field on the season...batted .190 (8-for-42) with a double, triple, home run and five RBI...she posted three walks and scored nine runs...her first career hit went for a double against Georgia Southern on February 7...had a two-RBI single against Oklahoma State at the Mary Nutter Classic on February 20...went 2-for-2 with two runs scored and a triple (all career-highs) against Bethune-Cookman on March 6...was 1-for-3 from the plate with an RBI versus Coastal Carolina on March 8...drew the first walk of her career at Florida Atlantic

on March 10...had a base hit and scored a run against Pitt on March 28...made her first career pitching appearance on April 8 against No. 3 Florida, retiring both batters she faced including a strikeout of All-American Kelsey Stewart...hit her first career home run at Georgia Tech on April 25...the two-run HR proved to be the difference in a 3-2 win for the Seminoles...had a base hit off the bench at North Florida and closed out the game in the circle, inducing a ground out to secure the 15-1 victory on May 3...competed with the Puerto Rico National Team at the 2015 WBSC Junior World Championships, placing third with wins over Canada, Mexico and China.

### High School:

Played on the West Florida Elite travel team since June 2012...named West Florida High School's Defensive Player of the Year in 2011, Offensive Player of the Year in 2012 and Most Valuable Player in both 2013 and 2014...earned Class 5A All-Florida honorable mention honors in 2012 and 2013...won Florida's District 1 5A Player of the Year and was WFHS's Wendy's High School Heisman representative (2013)...led her team to the FHSAA 4A State Championship in 2014 with a 28-1 record and an 0.19 ERA with 323 strikeouts...Named All-Area Pitcher of the Year, Pensacola News Journal Female Athlete of the Year, FHSAA 4A Player of the Year and the Florida Dairy Farmers "Miss Softball" in 2014...selected to the 2014 MaxPreps All-American team and the 2014 FACA All-Star Team.

### Personal:

Born May 3, 1996...an Exploratory major...has two older sisters, Kiana and Kayla...looking forward to playing Boston College...favorite movie is the Avengers...favorite magazine is National Geographic...loves to listen to Florida Georgia Line...enjoys speech class in school...favorite meal is stuffed pork chops...says she cannot live without tomatoes...enjoys watching The Walking Dead...wears No. 8 because, "Cat Osterman is my idol"...enjoys giving back in community service and helped her school's optimist club make Christmas wreaths and sell Christmas trees...most memorable win is the 7th inning comeback against UCF in the NCAA Regionals in 2015.



### CAREER STATISTICS AT FLORIDA STATE

Year	avg	gp-gs	ab	r	h	2b	3b	hr	rbi	tb	slg%	bb	hbp	so	gdp	ob%	sf	sh	sb-att	po	a	e	fld%
2015	.190	39-12	42	9	8	1	1	1	5	14	.333	3	0	12	0	.239	1	2	1-1	11	0	1	.917
2016	.212	57-3	33	6	7	0	0	0	3	7	.212	5	1	5	0	.325	1	0	4-4	31	1	1	.970
2017	.300	51-5	20	18	6	0	2	1	3	13	.650	4	0	7	0	.400	1	2	1-2	17	0	0	1.000
<b>TOTAL</b>	<b>.221</b>	<b>147-20</b>	<b>95</b>	<b>33</b>	<b>21</b>	<b>1</b>	<b>3</b>	<b>2</b>	<b>11</b>	<b>34</b>	<b>.358</b>	<b>12</b>	<b>1</b>	<b>24</b>	<b>0</b>	<b>.306</b>	<b>3</b>	<b>4</b>	<b>6-7</b>	<b>59</b>	<b>1</b>	<b>2</b>	<b>.968</b>



20 • KYLEE HANSON  
Pitcher • Redshirt Senior • Jupiter, Fla. • Jupiter/Florida Atlantic

CAREER HIGHS - AT FLORIDA ATLANTIC					
Innings Pitched:	8.0	6x, last at Charlotte (4/23/16)	Walks Allowed:	5	vs. Ball State (3/1/15)
Runs Allowed:	8	vs. Marshall (3/5/14)	Strikeouts:	18	vs. Charlotte (4/11/15)
Earned Runs:	7	vs. Marshall (3/5/14)	Hits Allowed:	10	vs. Illinois (3/8/14)

- 2016 NFCA SECOND TEAM ALL-AMERICAN
- 2016 TOP 10 FINALIST USA SOFTBALL PLAYER OF THE YEAR
- 2016 NFCA ALL-SOUTH REGION FIRST TEAM
- 2016 CONFERENCE USA PITCHER OF THE YEAR
- 2016 ALL-CONFERENCE USA FIRST TEAM
- 2016 CONFERENCE USA TOURNAMENT MVP
- 2015 NFCA ALL-SOUTH REGION FIRST TEAM
- 2015 ALL-CONFERENCE USA FIRST TEAM
- 2014 ALL-CONFERENCE USA FRESHMAN TEAM

Senior Season (2017 – at FAU)

Threw two-hit shutout with 10 strikeouts against North Florida (2/9)... struck out 10 and gave up just four hits in 2-0 win over N.C. State (2/10)...pitched third complete game shutout of the year in 5-0 win against Michigan St. (2/12)...recorded 14 strikeouts against Tulsa in a 5-1 win (2/17)...tallied 11 strikeouts in 3-1 victory over Arkansas (2/24)... suffered a season-ending injury vs. Kentucky (2/25).

Junior Season (2016 – at FAU):

Named Conference USA Preseason Pitcher of the Year...began the season with a complete game five hitter and 14 strikeouts in win over Hofstra (2/12)...picked up save against Wright State, then threw second career no-hitter against Tulsa (2/13)...was named ESPNW National Player of the Week after the opening week of the season...tossed three shutout victories over UCF and Middle Tennessee (2) to earn NFCA National Co-Pitcher of the Week honors...those three wins began personal 19 game winning streak...pitched third career no-hitter and had 16 strikeouts against UTSA (5/8), her third consecutive double-digit strikeout performance...named Conference USA Pitcher of the Week seven times during the season...Conference USA Pitcher of the Year...MVP of Conference USA Tournament...Top-10 Finalist for USA Softball Player of the Year...NFCA Second Team All-American...led the nation with a 0.76 ERA.

Sophomore Season (2015 – at FAU):

Began season with complete-game four hitter in 2-0 win over Georgia Tech (2/7)...struck out 13 in a 9-1 victory over Michigan State (2/13)...fanned 12 batters in a 3-2, eight-inning win over Hofstra (3/6)...threw a complete game with seven strikeouts, coming up just short in 1-0 loss to Florida State (3/7)...tossed five shutout innings in 9-1 over Middle Tennessee (3/20)...had 15 strikeouts in 5-1 win over FIU (3/28/15)...threw first career no-hitter and had career high 18 strikeouts vs. Charlotte (4/11), earning C-USA Co-Pitcher of the Week...complete game four-hitter in 3-0 win at Marshall (4/18), winning C-USA Pitcher of the Week for the second week in a row...sat down 15 in 1-0 win over UTSA (4/25)...picked up back-to-back wins over Southern Miss (5/2 and 5/3)...named to the C-USA All-Tournament Team...pitched two perfect innings to pick up win over Hofstra at the NCAA Regional (5/16)...was named First Team All C-USA and NFCA All-Region...went 10-1 with a 1.11 ERA in C-USA play.

Freshman Season (2014 – at FAU):

Pitched two perfect innings in relief vs. Ohio State to pick up first career save...tossed complete game four-hitter vs. Maryland for first career win...struck out seven in complete game, eight inning win over Penn State...took tough-luck loss, giving up just three hits and fanning five in 1-0 game against Michigan...twirled complete game shutout vs. Loyola Marymount...struck out a then career high 12 batters vs. Mount St. Mary's...named C-USA Pitcher of the Week after not allowing an earned run in complete game wins over Florida Gulf Coast and Charlotte...ended the season on a streak of 30 innings without allowing an earned run...named to C-USA All-Freshman Team.

High School:

Four year first-team all-state pitcher...2012 Sun-Sentinel Player of the Year...2013 Palm Beach Post Player of the Year...2012 Miracle Sports Pitcher of the Year...2013 Miracle Sports Player of the Year...Four year first-team All-Area...Four year first-team All-Conference.



CAREER STATISTICS AT FLORIDA ATLANTIC

Year	era	w-l	app	gs	cg	sho	sv	ip	h	r	er	bb	so	2b	3b	hr	bf	bavg	wp	hbp	bk	sfa	sha
2014	1.65	8-9	21	19	17	4	1	131.1	106	46	31	24	90	17	1	9	486	.218	5	10	0	2	12
2015	1.56	18-5	31	24	16	6	1	157.1	111	44	35	56	219	17	2	13	561	.198	3	11	0	3	14
2016	0.76	28-5	39	31	28	15	4	221.0	105	28	24	35	300	17	1	13	761	.138	4	9	0	1	10
2017	0.91	5-1	6	6	5	3	0	38.1	22	5	5	8	58	2	1	2	136	.162	0	0	0	1	1
TOTAL	1.21	59-20	97	80	66	28	6	548.0	344	123	95	123	667	53	5	37	1944	.177	12	30	0	7	37



# 48 • MEGHAN KING

Pitcher • Redshirt Sophomore • Parkland, Fla. • St. Thomas Aquinas

CAREER HIGHS					
Innings Pitched:	7.0	19x, last vs. Notre Dame (5/12/17)	Walks Allowed:	4	3x, last vs. Florida (5/4/16)
Runs Allowed:	10	vs. Michigan (2/20/16)	Strikeouts:	10	vs. Furman (2/10/17)
Earned Runs:	7	3x, last at Syracuse (4/8/17)	Hits Allowed:	14	at Syracuse (4/8/17)

- 2017 NFCA SOUTHEAST ALL-REGION THIRD TEAM
- 2017 ALL-ACC FIRST TEAM
- 2017 ACC ALL-TOURNAMENT TEAM
- 2017 ALL-ACC ACADEMIC TEAM
- 2016 ALL-ACC FIRST TEAM
- 2016 ACC ALL-TOURNAMENT TEAM
- 2016 ALL-ACC ACADEMIC TEAM
- FSU SOFTBALL TRIBE MEMBER

### Redshirt Sophomore Season (2017):

Had a breakout season in 2017, earning NFCA Southeast All-Region Third Team honors, as well as being selected to the All-ACC First Team for the second year in a row...posted a record of 27-3, with a 1.50 ERA including wins over No. 1 Florida and No. 9 Arizona...earned ACC Pitcher of the Week honors (May 2) and helped the Noles post a perfect 24-0 record in conference play to become just the third Power 5 school to have an undefeated season in conference...finished the year with three saves, including one against No. 6 UCLA, giving her five for her career which ranks eighth-most in FSU history...recorded a career-high 10 strikeouts against Furman in her first appearance of the season on February 10...tossed a complete-game shutout against Marshall on February 11, scattering seven hits and posting four strikeouts...pitched 2.1 innings of relief, giving up one hit, zero runs with two strikeouts to earn the win against Marshall on February 12...allowed two unearned runs against Northwestern on February 17, scattering six hits and posting five strikeouts...earned the win against Nebraska on February 18, pitching 4.0 innings, giving up two hits, zero runs or walks and posting one strikeout...struck out six batters in 6.0 innings in a 8-2 win over Stanford on February 23...tossed 6.2 shutout innings against No. 9 Arizona on February 25, giving up five hits and three walks with three strikeouts...earned her first save of the season, and third of her career, against No. 6 UCLA, closing out the final 2.1 innings without giving up a run in FSU's 2-1 win... allowed two hits and posted five strikeouts in 4.1 shutout innings in a win against Georgia Tech on March 4...needed only 39 pitches to earn the win against North Florida on March 8, tossing 4.0 shutout innings with two strikeouts and allowing three hits and zero walks...tossed 5.0 shutout innings with four strikeouts at Virginia Tech in game one of a DH on March 10...improved to 10-0 on the season on March 11, giving up two runs on six hits in 4.1 innings at VT...pitched 3.0 scoreless innings on March 15 at FGCU, giving up a walk and two hits, along with a strikeout...earned a complete-game victory on March 17 in a shutout against Notre Dame, giving up just three hits and zero walks, with four strikeouts...allowed just two hits and zero walks, while recording three strikeouts in 5.0 shutout innings, in a win at UCF on March 22...improved to 15-0 on the season with a win at Virginia on March 25, giving up five hits over five shutout innings with three strikeouts...scattered six hits and four runs (two earned) with four strikeouts in a win

against Pitt on April 1...faced just five batters but recorded six outs on April 2 against Pitt, using four pitches in her first inning of relief to record a strikeout and a double play in the fifth inning and then retired all three batters she faced in the sixth...allowed just two hits and retired the last 16 batters she faced in a complete-game victory at Troy on April 18...gave up just one walk over 3.2 innings of relief on April 24 as FSU scored in the seventh to beat Louisville 5-4...tossed a one-hitter against North Carolina on April 28, striking out eight and allowing two walks...surrendered just one unearned run and two hits in a victory over UNC on April 29, striking out three...pitched 6.2 scoreless innings of relief against No. 1 Florida on May 3, surrendering just two hits and a walk, while striking out three as FSU earned a 3-1 win in 11 innings... pitched a complete-game two hitter against Notre Dame in the ACC Championship semifinals (5/12)...earned her second save of the season against North Carolina in the ACC Championship Game (5/13)...pitched a scoreless seventh inning against Princeton on May 19 to earn her third save of the year...posted eight strikeouts in a win over No. 25 Georgia in the NCAA Tallahassee Regional, allowing just one unearned run over 6.2 innings...allowed just four hits and an unearned run in a complete game against no. 18 LSU in the NCAA Super Regional.



### CAREER STATISTICS AT FLORIDA STATE

Year	era	w-l	app	gs	cg	sho	sv	ip	h	r	er	bb	so	2b	3b	hr	bf	bavg	wp	hbp	bk	sfa	sha
2016	2.30	25-5	47	33	19	7/8	2	200.2	195	82	66	46	127	25	5	14	857	.247	7	13	0	1	9
2017	1.50	27-3	42	29	7	5/10	3	182.0	147	51	39	39	129	18	1	6	738	.216	5	6	0	4	7
TOTAL	1.92	52-8	89	62	26	12/18	5	382.2	342	133	105	85	256	43	6	20	1595	.233	12	19	0	5	16



# 48 • MEGHAN KING

Pitcher • Redshirt Sophomore • Parkland, Fla. • St. Thomas Aquinas

### Redshirt Freshman Season (2016):

Key member of the pitching staff, posting a 25-5 record on the season, including ranked wins over No. 3 Auburn, No. 20 Minnesota, No. 20 Notre Dame and No. 25 Utah...her 25 victories ranked 16th in the NCAA...tossed FSU's first perfect game since 2004, retiring all 18 batters faced against Tulsa on March 12. She struck out five and did not allow a ball to leave the infield until the sixth inning...Tulsa went on to win its conference tournament (AAC) and King became the seventh pitcher since 2005 to record a perfect game against a team that went on to win its conference tournament...finished with a 2.30 ERA and 127 strikeouts in 200.2 innings as opponents batted just .247 against her on the season...pitched 19 complete games, including seven shutouts...the seven shutouts ranked No. 2 in the ACC and No. 20 in the NCAA...recorded two saves on the season, closing out wins over No. 13 UCLA and No. 25 Utah...faced four or fewer batters in 143 of her 200.2 innings pitched, including 71 perfect 1-2-3 innings...earned the complete game victory in her first career appearance as a Seminole, tossing 7.0 innings with four hits, two unearned runs, one walk and six strikeouts against St. John's on Feb. 12...did not allow a walk or a run in 3.0 innings to earn the win against LIU Brooklyn on Feb 13...closed out the game against Illinois, giving up a run, a walk and two hits in 2.0 innings against the Illini...struck out four in 1.2 innings against Stephen F. Austin on February 17...tossed a complete-game shutout against No. 20 Minnesota on Feb. 21...struck out five in 4.1 innings pitched against UAB on February 27...pitched a complete game against Syracuse (Mar. 19) while allowing one run on two hits with six strikeouts...pitched a complete game shutout with three strikeouts against Boston College on April 16...tossed a complete game in a road victory at No. 3 Auburn on April 20, allowing three runs, three walks with three strikeouts...threw a complete game allowing three hits and one run against Virginia Tech on April 23...capped off the game at Pitt on April 30, tossing the final 1.0 inning and retiring all three batters faced...recorded a career-high eight strikeouts on May 1 at Pitt in a complete-game victory over the Panthers...earned the win in all three games of the 2016 ACC Championships, taking down Pitt, North Carolina and Notre Dame, giving up just four runs in 17.0 innings...clinched the NCAA Regional championship against South Carolina on May 22 with a complete game victory, giving up just one run and zero walks with three strikeouts...earned her second save of the season against Utah in game one of the Super Regional against No. 25 Utah (5/27), entering with the bases loaded and closing out the 6-2 victory...sent the Seminoles to the Women's College World Series with a complete-game shutout - her seventh of the season - against Utah on May 28, needing just 72 pitches and scattering four hits with one walk and four strikeouts...pitched 5.0 innings of relief against No. 15 Georgia in the opening game of the WCWS on June 2, allowing four hits and one unearned run with one walk and five strikeouts.

### Freshman Season (2015):

Redshirted her freshman season...competed with the Puerto Rico Junior and Full National Team during the summer and placed third at the 2015 WSBC Junior World Championships, setting a tournament record with 60.2 innings pitched and finishing with a 6-3 record and a 0.57 ERA.

### High School:

Led St. Thomas Aquinas to back to back FHSAA Class 7A State Championships in 2013 and 2014...posted a 20-2 record in 2014, along with a 0.25 ERA, 226 strikeouts against just 19 walks to earn Gatorade Florida Softball Player of the Year honors...recorded 15 shutouts and three no-hitters, including one perfect game, during the 2014 season en route to being named a MaxPreps First Team All-American...played for the Gold Coast Hurricanes and finished 13th at the 2013 ASA Nationals with 18u Gold Norman and placed third with 18u Gold Cooper at the 2014 Triple Crown Sports Colorado Fireworks Tournament...named the Florida Dairy Farmers 7A Player of the Year in 2014...First Team All-American by MaxPreps and Student Sports...Runner-up to teammate Korina Rosario for the 2014 Florida Dairy Farmers Miss Softball Award...earned Miracle Sports 7A All-State First Team honors in 2013-14 and named to the Third Team in 2012...member of 2014 Florida Athletic Coaches Association All-Star Team...named to the Miami Herald All Broward 8A-6A Softball First Team, as well as their Pitcher of the Year in both 2013 and 2014, while garnering Second Team accolades in 2011 and 2012...awarded Sun-Sentinel All-County First Team honors in 2013-14 and Player of the Year in 2014.

### Personal:

Born on January 25, 1996...majoring in Child and Family Sciences...daughter of Mike and Karen King...has one brother and one sister...completed over 200 hours of community service in high school and also participated in a six-day mission trip to Costa Rica...competed internationally for the Puerto Rico national team...loves her wiener dog, Oliver...favorite movie is She's The Man...would love to add Oregon to the schedule because her best friend plays for them...enjoys listening to her Disney station on Pandora...aspires to work as a pediatric nurse...had a hermit crab and several fish as pets growing up...cannot live without her bear...says the best part of playing in the ACC is that most of the games are close enough for family to come and watch...wears No. 48 because it was her rec soccer number in second grade.





# 6 • ZOE CASAS

Outfielder • Sophomore • Rialto, Calif. • Aquinas

CAREER HIGHS					
Hits:	3	at North Carolina (3/25/16)	RBI:	4	2x, last at Pittsburgh (5/1/16)
Doubles:	2	2x, last vs. UC Davis (3/5/16)	Runs:	2	5x, last at Virginia (3/25/17)
Triples:	1	vs. Bradley (2/27/16)	Walks:	2	2x, last vs. Louisville (5/8/16)
Home Runs:	1	7x, last at UCF (3/22/17)	Stolen Bases:	1	2x, last at Boston College (4/17/16)


### FSU SOFTBALL TRIBE MEMBER

#### Sophomore Season (2017):

Saw action in 44 games with 30 starts – 12 in the outfield and 18 at designated player – helping the Seminoles reach the NCAA Super Regionals for the fifth season in a row...finished with a .232 batting average (19-for-82) with 12 runs scored, to doubles, two home runs, 17 RBI and 14 walks...hit a two-RBI single in the third against Lipscomb as part of a nine-run inning in the 13-1 win on Feb 10...drove in a run with a pinch-hit single against Marshall on Feb 12...walked and scored a run against Northwestern in the ACC/Big Ten Challenge on February 18...hit a home run in the top of the sixth inning against No. 14 Michigan on Feb. 26...had a two-RBI double at Florida Gulf Coast on March 15 and added a walk and a run scored...batted 2-for-3 with a double and two runs scored on March 24 at Virginia...drove in two runs and drew a walk at UVA (3/25)...had a single, a walk and a run scored on April 1 against Pitt...brought in a run with a sacrifice fly on April 9 at Syracuse...had one walk and one hit in each game of the doubleheader at Troy on April 18...tied the game with a two-run single in the top of the seventh at Louisville on April 23...drove in the game-winning run with an RBI single in the seventh on April 24 at Louisville...drew a pinch-hit walk against No. 25 Georgia on May 21.

#### Freshman Season (2016):

Played in 64 games with 63 starts, 32 in left field and 31 at designated player, in helping the Noles reach the World Series and earn their third consecutive ACC Championship...batted .276 (48-for-174) with 13 doubles, one triple, five home runs, 43 RBI and 26 runs scored...added 20 walks, two stolen bases and six sacrifice flies...the six sacrifice flies tied for the fourth-most in the NCAA on the season...recorded 13 multi-hit games and had 11 games with multiple RBIs...walked and scored in her first career game at FIU on February 12...batted 2-for-3 with a career-high four RBI in a Noles victory over LIU Brooklyn on Feb. 13...had two hits and an RBI against No. 2 Michigan on February 20...hit two doubles and drove in both runs in FSU's 2-0 victory over No. 20 Minnesota on February 21...batted 1-for-2 with a double, two RBI, and two runs scored against UAB on Feb. 27...achieved her first career triple on her only hit against Bradley on Feb. 27...batted 2-for-3 with two doubles and two RBI against UC Davis (Mar. 5)...went 3-for-4 with two RBI in a win against UNC on March 25...batted 2-for-3 with one double, two RBI and one run scored against NC State (April 10)...hit 2-for-4 with one run scored in a win against Boston College (April 16)...went 2-for-3 with two RBI and a double in a win against Boston College (April 17)...had an impressive doubleheader performance at No. 3 Auburn on April 20, going 2-for-4 with an RBI in game one and hitting a two-run home run in game two, helping give the Seminoles a 4-3 win over the Tigers...batted 2-for-4 with a home run and tied a career high with four RBI and two runs scored in a 15-5 win at Pitt on May 1...hit a solo home run against No. 20 Notre Dame in the ACC Championship Game on May 14...had a base hit and a walk in the final game of the NCAA Super Regional against Utah on May 28...recorded a walk against No. 14 UCLA on June 4...had a base hit against No. 5 Auburn in the WCWS semifinal game on June 5.



#### High School:

An outstanding athlete from Aquinas High School, setting the California Interscholastic Federation record with 247 hits in her career...batted .741 as a senior with 64 hits and 41 runs scored as she was named a MaxPreps First Team All-American...as a junior in 2014, she hit .644 with 10 doubles, four triples and 26 stolen bases as she earned CIF Player of the Year honors for Division 4...she was also named to the All-League First Team and was the Ambassador League Player of the Year...earned First Team All-America honors from MaxPreps in 2013 and was the CIF Division 5 Player of the Year in 2013 as Aquinas High School won the CIF Southern Section Division 5 Championship...she was also a member of the Corona Angels and won 12U ASA/USA State and National Championships in 2008...the Angels were finalists at the 14U (2011), 16U (2012) and 18U (2014) PGF National Championships and won three straight ASA Champions Cups from 2012 to 2014.

#### Personal:

Born December 22, 1996...has one sister, one half-brother, two step-sisters, and two step-brothers...aspires to be a sports medicine doctor...favorite home-cooked meal is tacos, beans and sopa...cannot live without her family and friends...favorite school subject is math...looking forward to playing Notre Dame because the members of her family are huge Fighting Irish fans...says having the opportunity to play against high competition and get a great education is the best part of being an ACC student-athlete...enjoys wearing dark clothes because she loves to wear black...her uncle is Dan Caldwell, co-owner and president of Tapout.

#### CAREER STATISTICS AT FLORIDA STATE

Year	avg	gp-gs	ab	r	h	2b	3b	hr	rbi	tb	slg%	bb	hbp	so	gdp	ob%	sf	sh	sb-att	po	a	e	fld%
2016	.276	64-63	174	26	48	13	1	5	43	78	.448	20	3	17	0	.350	6	5	2-2	23	0	1	.958
2017	.232	44-30	82	12	19	2	0	2	17	27	.329	14	0	21	0	.337	2	1	0-0	6	0	0	1.000
TOTAL	.262	108-93	256	38	67	15	1	7	60	105	.410	34	3	38	0	.346	8	6	2-2	29	0	1	.967



# 23 • TESSA DANIELS

First Baseman/Pitcher • Sophomore • Auburn, Ga. • Buford

CAREER HIGHS					
Innings Pitched:	2.0	2x, last vs. Valparaiso (2/14/16)	Walks Allowed:	3	2x, last at FGCU (3/25/17)
Runs Allowed:	4	vs. Valparaiso (2/14/16)	Strikeouts:	2	2x, last at FGCU (3/25/17)
Earned Runs:	3	vs. Georgia Tech (3/4/17)	Hits Allowed:	4	vs. UC Davis (3/5/16)

### FSU SOFTBALL TRIBE MEMBER

#### Sophomore Season (2017):

Pitched in four games as a sophomore, helping combine for two shutouts on the season as the Noles advanced to the NCAA Super Regionals for the fifth year in a row...finished with a 0-0 record, a 4.85 ERA, giving up three hits, four runs, three earned with six walks and four strikeouts over 4.1 innings...pitched the final inning against Marshall on February 12, retiring all three batters she faced and recording a strikeout...matched that performance against Nebraska on February 18, striking out one in a perfect 1.0 innings to close out the game...did not give up an earned run in 2.0 innings at Florida Gulf Coast, recording two strikeouts.

#### Freshman Season (2016):

Appeared in 11 total games as a freshman, nine as a pitcher and two others at first base...was perfect offensively in two plate appearances on the season, batting 1-for-1 with a walk, a double, two RBI and one run scored...in the circle, she pitched 10.0 innings of relief and posted a 0-0 record with a 3.50 ERA...gave up 10 runs, five earned, on 14 hits with three walks and four strikeouts...tossed 2.0 shutout innings in her first career pitching appearance against LIU Brooklyn on Feb. 13...she also drew a bases-loaded walk to drive in a run against the Blackbirds...hit an RBI double and scored a run against Valparaiso (2/14), and also entered the circle and allowed zero earned runs in 2.0 innings to close out the game...gave up one run and two hits in 1.0 IP vs. No. 2 Michigan on February 19...retired all three batters she faced to close out the game against No. 2 Michigan (2/20)...pitched 0.2 scoreless innings against Bradley on February 26...needed only three total pitches to retire both batters she faced to close out a 10-0 win over UAB on February 28...did not allow a base runner in her 1.0 innings at Cal State Northridge on March 5...pitched 0.2 innings, giving up two runs on two hits against ACC-opponent NC State on April 10.

#### High School:

A four-year starter for Buford High School, winning state championships in all four seasons...the Wolves were GHSA AA Champions in 2011 and 2012, AAA Champions in 2013 and AAAA Champions in 2014...she was named to the GHSA All-State First Team each season of high school...as a junior in 2013, Daniels batted .465 (53-for-114) with four home runs and 44 RBI while posting an 8-0 record along with a 2.52 ERA and 36 strikeouts in the circle...competed with the East Cobb Bullets, GA Impact and Atlanta Vipers...earned a spot on the StudentSports.com Hot 100 list for the Class of 2015...won the 14U PGF National Championship, tossing three victories in

the circle and hitting three homeruns and driving in 13 RBI in the tournament as the Vipers were named 14U Softball Team of the Year...earned Buford's Academic Excellence Award each year in high school and was named Buford's softball Scholar-Athlete for 2014-15...also earned a Technology Student Award in 2013 and won the school's Science Fair in the spring of 2014.

#### Personal:

Born on January 31, 1997...has one sister, Briana...favorite movie is Forrest Gump...looking forward to playing Georgia Tech because it is near where she grew up...favorite ice cream is Oreo McFlurry with extra, extra Oreos...cannot live without the death and resurrection of Jesus Christ...aspires to be a high school literature teacher and FCA sponsor...enjoys watching the Food Network as well as The Walking Dead and The Office...most gratifying community service was doing missionary work in the Dominican Republic...a routine she has while pitching is to verbally say, "thank you" before each pitch...favorite home-cooked food is her mom's bacon cheeseburgers and her dad's milkshakes...had many pets growing up including fish, turtles, hamsters, mice, bearded dragons, hermit crabs, rabbits, cats and dogs.



### CAREER STATISTICS AT FLORIDA STATE

Year	era	w-l	app	gs	cg	sho	sv	ip	h	r	er	bb	so	2b	3b	hr	bf	bavg	wp	hbp	bk	sfa	sha
2016	3.50	0-0	9	0	0	0/3	0	10.0	14	10	5	3	4	2	0	2	49	.311	1	0	0	0	1
2017	4.85	0-0	4	0	0	0/2	0	4.1	3	4	3	6	4	0	0	0	23	.188	1	1	0	0	0
<b>TOTAL</b>	<b>3.91</b>	<b>0-0</b>	<b>13</b>	<b>0</b>	<b>0</b>	<b>0/5</b>	<b>0</b>	<b>14.1</b>	<b>17</b>	<b>14</b>	<b>8</b>	<b>9</b>	<b>8</b>	<b>2</b>	<b>0</b>	<b>2</b>	<b>72</b>	<b>.279</b>	<b>2</b>	<b>1</b>	<b>0</b>	<b>0</b>	<b>1</b>



**22 • ABBY EVANS**  
Pitcher • Sophomore • Marietta, Ga. • Hillgrove

CAREER HIGHS			
Innings Pitched:	3.0	at Pittsburgh (4/30/16)	Walks Allowed: 2 at Syracuse (4/9/17)
Runs Allowed:	7	at Pittsburgh (4/30/16)	Strikeouts: 2 vs. Florida A&M (5/5/16)
Earned Runs:	7	at Pittsburgh (4/30/16)	Hits Allowed: 9 at Pittsburgh (4/30/16)

**FSU SOFTBALL TRIBE MEMBER**

**Sophomore Season (2017):**

Made two appearances as a sophomore, pitching 1.1 innings of relief against Syracuse on April 9 and at No. 5 Oregon on May 6...allowed four runs on four hits with two walks and a strikeout.

**Freshman Season (2016):**

Saw action in eight games out of the bullpen as a freshman, posting a 1-0 record with a 7.50 ERA...tossed 9.1 innings and gave up 10 runs on 19 hits with three walks and five strikeouts...retired the only batter she faced in her first career pitching appearance against Stephen F. Austin on February 17...struck out a batter in 0.1 innings of work against Florida A&M on February 24...tossed 1.0 innings of relief against UC Davis on March 5 to close out the game...pitched 1.0 innings with a strikeout on the road at Boston College (April 16)...threw 2.0 scoreless innings in relief against Virginia Tech on April 24...earned her first career win at Pitt on April 30 in a relief appearance in game one of the doubleheader, tossing a career-high 3.0 innings...earned two strikeouts in 1.0 innings against Florida A&M on May 5.

**High School:**

Attended Hillgrove High School and earned Region Pitcher of the Year and All-State honorable mention honors as a freshman in 2011...in both 2012 and 2013, she was named first team All-County and All-Region...in her senior season, Evans and Hillgrove finished second in the 2014 GHSA State tournament as she pitched 37 of the 40 innings the Hawks played in the tournament, earning a spot on the All-County First Team...for her high school career, Evans has amassed a record of 47-22 with an ERA of 1.50 and 450 strikeouts in 459 innings pitched...participated with the Atlanta Vipers organization...earned 16U ASA State and National Championships in 2013...placed on the Hillgrove Honor Roll each year of high school and chose Florida State over offers from Georgia State, Georgia Southern, Murray State and Lipscomb.

**Personal:**

Born August 26, 1996...has one brother, two step-brothers and one step-sister...looking forward to playing Boston College because she has family up there...favorite movie is the Sound of Music...enjoys psychology class...aspires to be a wedding planner...says the best parts of being a student-athlete are representing a prestigious school and competing against some of the best athletes in the country...cannot live without her pillow that she's had since she was six years old...enjoys watching One Tree Hill and Gossip Girl...wears No. 22 because she wanted something to honor her mom and she was born on July 22...had two dogs growing up...related to New York Yankee left fielder, Brett Gardner.



**CAREER STATISTICS AT FLORIDA STATE**

Year	era	w-l	app	gs	cg	sho	sv	ip	h	r	er	bb	so	2b	3b	hr	bf	bavg	wp	hbp	bk	sfa	sha
2016	7.50	1-0	8	0	0	0/2	0	9.1	19	10	10	3	5	3	0	3	48	.432	0	0	0	1	0
2017	10.50	0-0	2	0	0	0/0	0	1.1	4	4	2	2	1	0	0	0	11	.500	0	0	0	1	0
<b>TOTAL</b>	<b>7.88</b>	<b>1-0</b>	<b>10</b>	<b>0</b>	<b>0</b>	<b>0/2</b>	<b>0</b>	<b>10.2</b>	<b>23</b>	<b>14</b>	<b>12</b>	<b>5</b>	<b>6</b>	<b>3</b>	<b>0</b>	<b>3</b>	<b>59</b>	<b>.442</b>	<b>0</b>	<b>0</b>	<b>0</b>	<b>2</b>	<b>0</b>



# NINE WOMEN'S COLLEGE WORLD SERIES APPEARANCES • 15 ACC CHAMPIONSHIPS



## 12 • CARSYN GORDON Utility • Sophomore • Miami, Fla. • Coral Reef

### CAREER HIGHS

Hits:	3	3x, last at Syracuse (4/8/17)	RBI:	6	vs. UAB (2/28/16)
Doubles:	2	3x, last at North Carolina (3/26/16)	Runs:	3	vs. Virginia (5/11/17)
Triples:	1	6x, last at South Carolina (4/15/17)	Walks:	3	2x, last at Boston College (4/16/16)
Home Runs:	2	at Syracuse (4/8/17)	Stolen Bases:	2	2x, last vs. Florida A&M (5/5/16)

**2017 ACC ALL-TOURNAMENT TEAM**  
**2016 ALL-ACC SECOND TEAM**  
**FSU SOFTBALL TRIBE MEMBER**

### Sophomore Season (2017):

Played in 60 games with 59 starts in her second season in the Garnet and Gold, helping the Seminoles earn their first No. 1 ranking program history and reaching the NCAA Super Regionals for the fifth year in a row...finished the year with a .321 batting average (51-for-159) with three doubles, five triples, seven home runs, 44 RBI, 36 runs scored and 30 walks...named ACC Player of the Week on March 28...batted 2-for-3 on opening day against Lipscomb, including an RBI triple and a run scored...drove in a pair of runs with a first-inning triple against Furman on February 10...walked and posted two RBI in FSU's 7-0 win over Marshall on Feb 12...was perfect from the plate with a hit, a walk and a run scored against Nebraska on Feb. 18...walked in a pinch-hit plate appearance against No. 14 Michigan...batted 1-for-2 with an RBI, two walks and two runs scored on March 4 against Georgia Tech...walked twice and was hit by a pitch in her three plate appearances against Georgia Tech on March 5, scoring two runs and recording an RBI...drove in the first runs of both games of the doubleheader against North Florida on March 8. She had an RBI single in game one and a two-RBI single in game two...walked, hit a double and drove in two runs at Virginia Tech on March 10...went 2-for-3 with an RBI triple at Florida Gulf Coast on March 14...walked twice and scored twice versus FGCU on March 15...batted 2-for-2 with a double, an RBI and a walk at UCF on March 22...set a season high and matched a career mark with three hits at UVA on March 24, driving in four runs and scoring two of her own...hit her second home run of the season on March 26 at Virginia...had an RBI and a single on March 31 against Pitt...was part of a triple play in the sixth inning against Pitt on April 1, started by Jessie Warren at third, on to Ellie Cooper at second and finishing at first base...walked in each of the final two games of the Pitt series...hit a career-high two home runs and added four RBI at Syracuse on April 8...recorded a triple in both games of the series at South Carolina on April 14-15...was 2-for-3 with a walk and a solo home run in the second game of the doubleheader at Louisville on April 23...hit a two-run single against North Carolina (4/29)...doubled in FSU's 3-1 win over No.1 Florida on May 3...drove in FSU's only run in a 3-1 loss at No. 5 Oregon on May 6...singled and scored a run versus the Ducks on May 7...went 2-for-3 with a walk, a home run and three runs scored against Virginia in the quarterfinals of the ACC Tournament (5/11)...hit a three-run home run against No. 25 Georgia on May 20 in the NCAA Tallahassee Regional...had a single, a walk and scored two runs in the regional championship game against No. 25 Georgia (5/21)...singled and scored in FSU's 3-1 win over No. 18 LSU in the NCAA Super Regional on May 26.

### Freshman Season (2016):

Earned All-ACC Second Team honors as a freshman, appearing in 59 games and making 58 starts – 40 in right field and 18 as the designated player...batted .329 (49-for-149) on the season with 11 doubles, one triple and four home runs – three of which were grand slams...added 37 RBI and 37 runs scored, along with 26 walks and 11 stolen bases...walked and scored a run against Stephen F. Austin on February 17...hit a grand slam for the first hit of her collegiate career in the first inning against Florida A&M (2/24)...hit her second career grand slam on a perfect 2-for-2 day against UAB on Feb. 28...batted 2-for-2 with four RBI and two runs scored against UC Davis (March 5)...hit 3-for-4 with five RBI on two doubles and a grand slam against Cal


State Northridge on March 6...went 1-for-3 while scoring two runs against Syracuse on March 19...batted 2-for-2 with two doubles and two walks against UNC (Mar. 26)...hit 2-for-4 with one RBI and one run scored in a win against Notre Dame on April 3...went 2-for-3 with a double, and RBI and one run scored against NC State on April 8...batted 2-for-3 with two RBI and a run in win against Boston College on April 16...drove in the first two runs of the game in FSU's 4-3 victory at No. 3 Auburn on April 20...had a solo home run in a 3-1 victory over Virginia Tech on April 23...tied a career high with two runs scored in a 4-3 win at Pitt on April 30...drove in the first two runs of the game on a two-run single in the top of the sixth against South Carolina on May 21...hit a double and scored two runs in FSU's 8-4 victory over No. 14 UCLA at the Women's College World Series on June 4...went 2-for-4 with an RBI and a run scored in the Noles' WCWS semifinal game against No. 5 Auburn on June 5.

### High School:

Attended Coral Reef High School and won the FHSAA 8A state championship in 2013 and was a semifinalist in 2014...was named to the Miami-Dade County First Team in each of her first three years of high school and earned the 2014 Miami-Dade County Player of the Year award after batting .621 with seven home runs and 25 RBI...competed with the Miami Stingrays travel team, placing seventh at the Triple Crown Nationals in 2014 and equaled that finish in 2013 at the ASA 18U National tournament...in 2012, Gordon and the Stingrays finished fourth at the ASA 16U National tournament...academically, Gordon graduated with a 4.76 GPA while taking AP and honors classes and participating in the medical program at Coral Reef High School.

### Personal:

Born on November 1, 1996...has two brothers...favorite movie is Stick It...looking forward to playing Boston College in order to play against old teammates...favorite artist is Taylor Swift...aspires to be a physical therapist...can play the piano...enjoys reading Sports Illustrated...favorite accessory in wardrobe are her shoes...enjoys watching Gossip Girl...favorite home-cooked meal is meatloaf and noodles...had two dogs growing up.



### CAREER STATISTICS AT FLORIDA STATE

Year	avg	gp-gs	ab	r	h	2b	3b	hr	rbi	tb	slg%	bb	hbp	so	gdp	ob%	sf	sh	sb-att	po	a	e	fld%
2016	.329	59-58	149	37	49	11	1	4	37	74	.497	26	4	25	2	.436	2	0	11-13	30	3	0	1.000
2017	.321	60-59	159	36	51	3	5	7	44	85	.535	30	3	16	0	.433	2	1	3-7	86	3	3	.967
<b>TOTAL</b>	<b>.325</b>	<b>119-117</b>	<b>308</b>	<b>73</b>	<b>100</b>	<b>14</b>	<b>6</b>	<b>11</b>	<b>81</b>	<b>159</b>	<b>.516</b>	<b>56</b>	<b>7</b>	<b>41</b>	<b>2</b>	<b>.435</b>	<b>4</b>	<b>1</b>	<b>14-20</b>	<b>116</b>	<b>6</b>	<b>3</b>	<b>.976</b>





# 10 • CALI HARROD

Utility • Sophomore • Ephesus, Ga. • Heard County

CAREER HIGHS					
Hits:	3	2x, last at Virginia (3/26/17)	RBI:	4	3x, last at FGCU (3/15/17)
Doubles:	1	20x, last vs. LSU (5/28/17)	Runs:	3	4x, last at Syracuse (4/9/17)
Triples:	1	7x, last at Virginia (3/26/17)	Walks:	2	8x, last vs. Georgia (5/20/17)
Home Runs:	2	at Troy (4/18/17)	Stolen Bases:	3	at Pittsburgh (4/30/16)

2017 ALL-ACC SECOND TEAM  
2016 ACC ALL-TOURNAMENT TEAM  
FSU SOFTBALL TRIBE MEMBER

### Sophomore Season (2017):

Started all 64 games at shortstop as a sophomore, leading the Noles to the NCAA Super Regionals for the fifth consecutive season...earned All-ACC Second Team honors as Florida State completed a perfect 24-0 record in conference play, securing their fifth-straight regular season title and fourth consecutive ACC Tournament championship...finished with a .295 batting average (52-for-176) with 11 doubles, five triples, nine home runs, 41 RBI and 41 runs scored, along with 21 walks and 23 stolen bases...had 15 multi-hit games and 11 games with multiple RBIs...batted 2-for-3 with a double, triple, two RBI and a run scored in the season opener against Lipscomb (Feb. 10)...hit a three-run home run against Furman on February 11...fell a single short of the cycle against Marshall on Feb 12, hitting a triple in the second, an HR in the fourth and an RBI double in the fifth, grounding out to third in her final AB in the sixth inning...prior to her single against FAMU on Feb 15, the first six hits of the season all went for extra bases (two 2B, two 3B, two HR)...hit a two-run home run in an 8-0 win over Nebraska in the ACC/Big Ten Challenge on February 19...walked, hit a double and scored a run against San Diego State on Feb 24...had a single, walked and stole two bases versus No. 6 UCLA on February 26...batted 2-for-3 with a stolen base and a run scored against Georgia Tech on March 3...drove in a run, scored a run, walked and stole a base in FSU's win against GT on March 5...went 2-for-2 from the plate with a run scored and an RBI triple in FSU's 8-0 win over North Florida on March 8...batted 1-for-1 with a sac fly, a walk and three RBI at Virginia Tech on March 10...had two hits and two RBI against Canisius on March 15 and added two more hits and four RBI later in the day against Florida Gulf Coast...posted at least one hit and one RBI in each of the three games in the Notre Dame series (March 17-19), including a home run and a double...hit a triple and scored a run at UCF on March 22...batted 2-for-3 with a double and a stolen base at Virginia on March 24...tied a career high with three hits, with a triple a stolen base and three RBI at UVA (3/26)...was 2-for-2 from the plate with a stolen base, a run and an RBI on March 31 against Pitt...walked and scored in the series finale versus Pitt on April 2...recorded three RBI and scored three runs in the first game of a doubleheader at Syracuse on April 9...hit a two-run, go-ahead home run in the sixth inning to help the Noles beat Syracuse, 6-5...had the first multi-HR game of her career in game one of the doubleheader at Troy on April 18, hitting a two-run and a solo HR in FSU's 9-3 victory...walked twice, stole a base and scored a run against No. 25 Georgia in the NCAA Tallahassee Regional on May 20...doubled, walked and scored in FSU's 3-1 win over LSU in the NCAA Super Regional (May 26)...had a single, a double and scored a run versus No. 18 LSU on May 28.

### Freshman Season (2016):

Started all 65 games at shortstop for the Seminoles as a freshman, helping FSU reach the Women's College World Series for the second time in three seasons and win its 14th ACC Championship...batted .253 (40-for-158) with nine doubles, two triples, five home runs and 26 RBI...also added 31 walks, 27 stolen bases and 45 runs scored...went 1-for-2 with two walks and a run scored in her first career game against St. John's on Feb. 12...walked twice and scored a run against LIU Brooklyn...scored three runs in three at bats with two walks and a hit in a win against Valparaiso on Feb. 14...drew a walk and scored twice versus Stephen F. Austin (2/17)...went 2-for-3 in a win against No. 20 Minnesota on Feb. 20...hit an infield single and scored a run against FAMU...hit an RBI double against Bradley on Feb. 26...hit her first career home run – a two-run HR – against UC Davis on March 5...batted 5-for-9 with six RBI and five runs with a double and a home run in the series against UNC (Mar. 25-26)...went 2-for-4 with a double and RBI and two runs scored in a win against Notre Dame on April 3...hit 2-for-3 with two RBI, two runs scored and a triple in a win against Boston College on April 16...had

a career day at No. 3 Auburn on April 20 in a doubleheader split of the Tigers, batting 1-for-2 with a walk and a run scored in game one and finishing game two 2-for-3 with two runs scored...had a solo home run in a 3-1 win over Virginia Tech (April 23)...went 1-for-2 with two walks, a career-high three stolen bases and three runs scored in a 16-11 win at Pitt on April 30...hit a double in all three games of the ACC Championship, including a home run against North Carolina on May 13, to earn a spot on the 2016 ACC All-Tournament Team...tied career highs with two hits and four RBI, including a three-run home run, in the first game of the NCAA Super Regional against Utah on May 27...she also made an outstanding catch at shortstop to save a run in the sixth inning...drew two walks, stole a base and scored twice in FSU's 8-4 win over No. 14 UCLA at the Women's College World Series...made a diving catch in the first inning against No. 2 Michigan to save a base hit in a 1-0 victory over the Wolverines...hit a three-run home run in the top of the seventh against No. 5 Auburn to tie the game and send it to extra innings in the WCWS semifinal on June 5.



### High School:

Attended Heard County High School and helped lead the school to its first state championship in any sport as the Braves earned the GHSA AA title on Nov. 1, 2014...as a senior, batted .545 with 12 doubles, two triples, six home runs, 28 RBI, 35 stolen bases and 48 runs scored as she was named the AA Player of the Year...in 2013, went .539 from the plate with 13 doubles, seven triples, eight home runs and 40 stolen bases...was also named to the All-State First Team twice as well as being voted as the top athlete, among all sports, in her entire county...played with the Atlanta Vipers organization since 2008 and has earned the Stephanie Phillips award for leadership...won the PGF National Championship in 2012 and placed in the top 10 in 2013...the Vipers also finished in the top 10 of the 2010 ASA Nationals and were top 20 in 2011... member of the Beta Club and is an Honor Graduate...placed on the A/B Honor Roll all four years of high school and finished in the top 20 of her graduating class at Heard County.

### Personal:

Born on June 16, 1997...has one brother...cannot live without her family...favorite movie is Dawn of the Planet of the Apes...would like to add Mississippi State to the schedule because many of her friends play there...favorite class subject is psychology...played basketball and softball in high school...watches Friday Night Lights...favorite animal is a shark...names hard-working, being a good teammate and never giving up as qualities of a team leader...aspires to work in sports management.

### CAREER STATISTICS AT FLORIDA STATE

Year	avg	gp-gs	ab	r	h	2b	3b	hr	rbi	tb	slg%	bb	hbp	so	gdp	ob%	sf	sh	sb-att	po	a	e	fld%
2016	.253	65-65	158	45	40	9	2	5	26	68	.430	31	1	42	1	.379	0	1	27-28	81	113	13	.937
2017	.295	64-64	176	41	52	11	5	9	41	100	.568	23	1	39	0	.374	3	4	21-23	63	119	15	.924
TOTAL	.275	129-129	334	86	92	20	7	14	67	168	.503	54	2	81	1	.377	3	5	48-51	144	232	28	.931



**9 • DEJA BUSH**  
**Outfielder • Redshirt Freshman • Davie, Fla. • Charles W. Flanagan**

CAREER HIGHS					
Hits:	2	vs. Notre Dame (3/19/17)	RBI:	1	vs. Notre Dame (3/19/17)
Doubles:	-		Runs:	1	13x, last vs. LSU (5/26/17)
Triples:	-		Walks:	1	3x, last vs. Virginia (5/11/17)
Home Runs:	-		Stolen Bases:	2	vs. Northwestern (2/17/17)

**FSU SOFTBALL TRIBE MEMBER**

**Redshirt Freshman Season (2017):**

Played in 43 games and made three starts, primarily as a pinch-runner in her first collegiate season...ended with a .333 batting average on 3-for-9 hitting, driving in one RBI scoring 13 of her own, with three walks and 14 stolen bases...earned her first stolen base against Furman on Feb. 10...scored a run against Marshall on Feb. 12...stole a career-high two bases against Northwestern on February 17 in the ACC/Big Ten Challenge...stole bases against San Diego State and Michigan at the Mary Nutter Collegiate Classic...stole a base in each of the first two games of the Georgia Tech series...pinch ran and scored the final run in FSU's 8-0 victory over Georgia Tech on March 5...stole a base and scored a run against North Florida on March 8...scored a run at Virginia Tech on March 11...drew a walk in her first career plate appearance on March 15 at Florida Gulf Coast...earned her first career start on March 19, batting 2-for-4 with a run scored and an RBI against Notre Dame...recorded a stolen base and scored in game one of the series at Virginia on March 24...pinch ran and scored on Jessie Warren's game-ending grand slam against Pitt on March 31...stole a base and scored a run in FSU's 13-4 win at Syracuse on April 9...drew a walk at Troy on April 18...pinch ran and scored against North Carolina on April 29...came in to pinch run against No. 25 Georgia in the regional championship game and scored a run.

**Freshman Season (2016):**

Redshirted her freshman season.

**High School:**

Speedy outfielder from Charles W. Flanagan High School...was named Freshman of the Year and also earned three Most Valuable Player honors during her career...an excellent hitter throughout her career, culminating with a .488 batting average during her senior season...also an impressive track athlete, jumping 11.22 meters in the triple jump and posting a mark of 11.85 seconds in the 100 meters...excels academically and was named Flanagan's Scholar-Athlete of the

school in 2015 and also earned Female Scholar-Athlete honors from the Broward County Athletic Association...played for the Diamond Dusters and Gold Coast Hurricanes travel teams, placing seventh at ASA Nationals with the Hurricanes.

**Personal:**

Born on July 11, 1997...continues the Seminole tradition of her family as she is the daughter of former Florida State and NFL player, Devin Bush...has one brother and one sister...favorite movie is the Little Rascals...favorite class in school is science...would like to add LSU to the schedule...can play the piano...looking forward to playing Louisville because a friend plays football there...watches Love and Hip Hop Atlanta...favorite home-cooked meal is baked macaroni and cheese, collard greens and chicken...had numerous pets growing up, including three dogs, two birds a cat and a rabbit.



**CAREER STATISTICS AT FLORIDA STATE**

Year	avg	gp-gs	ab	r	h	2b	3b	hr	rbi	tb	slg%	bb	hbp	so	gdp	ob%	sf	sh	sb-att	po	a	e	fld%
2017	.333	43-3	9	13	3	0	0	0	1	3	.333	3	0	1	0	.500	0	0	14-21	2	0	0	1.000
<b>TOTAL</b>	<b>.333</b>	<b>43-3</b>	<b>9</b>	<b>13</b>	<b>3</b>	<b>0</b>	<b>0</b>	<b>0</b>	<b>1</b>	<b>3</b>	<b>.333</b>	<b>3</b>	<b>0</b>	<b>1</b>	<b>0</b>	<b>.500</b>	<b>0</b>	<b>0</b>	<b>14-21</b>	<b>2</b>	<b>0</b>	<b>0</b>	<b>1.000</b>



**21 • SABRINA STUTSMAN**  
**Utility • Redshirt Freshman • Windermere, Fla. • West Orange**

CAREER HIGHS					
Hits:	2	at Virginia Tech (3/11/17)	RBI:	1	2x, last at Virginia (3/25/17)
Doubles:	1	at Virginia Tech (3/10/17)	Runs:	1	at Virginia Tech (3/10/17)
Triples:	-		Walks:	1	4x, last at Virginia (3/26/17)
Home Runs:	-		Stolen Bases:	-	

**Redshirt Freshman Season (2017):**

Played in 16 games with eight starts as the designated player in her first season of collegiate softball...finished with four hits in 19 at bats, with a double, two RBIs and a run scored... she also walked four times and was hit by a pitch...started at designated player on opening day against Lipscomb and was hit by a pitch...drew a walk against Furman (Feb. 10) and Northwestern (Feb. 18)...had a pinch-hit single in game one of a doubleheader at Virginia Tech on March 10...went 1-for-3 with an RBI double in game two versus VT...closed out the series with the Hokies batting 2-for-3 as the Noles swept VT...pinch-hit and walked against Notre Dame on March 19...drove in a run with a sacrifice fly at Virginia (3/25)...drew a pinch-hit walk on March 26 at UVA.

**Freshman Season (2016):**


Redshirted her freshman season.

**High School:**

Attended West Orange High School and broke the school's home run record with nine round-trippers in 2013 as a sophomore on her way to earning second team All-State honors...as a junior in 2014, she batted .419 (31-for-74) with nine doubles, six home runs, 36 RBI and an on-base percentage of .495 for the Warriors...during her senior season, he hit .415 and finished second on the team with 26 runs scored as the Warriors reached the regional finals of the FHSAA 8A tournament...participated with the Windermere Wildfire 96 and was coached by her father Steve Stutsman, who was a tight end at Baylor from 1987-91...in 2011, the Wildfire were ASA Southern national champions of the 14U division and placed 33rd at the 16U ASA national tournament in both 2012 and 2013...in the 18U division in 2014, Stutsman and the Wildfire earned a 24th place finish at ASA Nationals...in 2015, the Wildfire earned the ASA 18U National Championship...a member of the National Honor Society and earned a spot on the West Orange AB Honor Roll each year of high school... was a member of the Student Government Association in both her junior and senior years...selected Florida State after being recruited by South Carolina, Tennessee and Florida Gulf Coast, among other schools.

**Personal:**

Born January 20, 1997...has one brother...enjoys listening to all types of music...aspires to be a physician's assistant...favorite movie is The Little Mermaid...most looking forward to playing North Carolina this season...enjoys watching Friday Night Lights...enjoys hanging out at the pool or the beach with teammates...most memorable win was her 18U ASA National Championship...favorite home-cooked meal is steak with mashed potatoes and salad, but could eat pizza everyday...can speak Spanish fluently...her parents, Steve (football) and Susy (basketball) Stutsman both played while at Baylor.



**CAREER STATISTICS AT FLORIDA STATE**

Year	avg	gp-gs	ab	r	h	2b	3b	hr	rbi	tb	slg%	bb	hbp	so	gdp	ob%	sf	sh	sb-att	po	a	e	fld%
2017	.211	16-8	19	1	4	1	0	0	2	5	.263	4	1	8	0	.360	1	0	0-0	0	0	0	.000
<b>TOTAL</b>	<b>.211</b>	<b>16-8</b>	<b>19</b>	<b>1</b>	<b>4</b>	<b>1</b>	<b>0</b>	<b>0</b>	<b>2</b>	<b>5</b>	<b>.263</b>	<b>4</b>	<b>1</b>	<b>8</b>	<b>0</b>	<b>.360</b>	<b>1</b>	<b>0</b>	<b>0-0</b>	<b>0</b>	<b>0</b>	<b>0</b>	<b>.000</b>



# 70 • CASSIDY DAVIS

Pitcher/Utility • Freshman • Valrico, Fla. • Newsome

CAREER HIGHS					
Hits:	2	2x, last vs. Florida A&M (2/15/17)	RBI:	2	2x, last at Troy (4/18/17)
Doubles:	1	2x, last vs. Georgia Tech (3/4/17)	Runs:	2	vs. Furman (2/11/17)
Triples:	-	-	Walks:	1	10x, last vs. North Carolina (4/29/17)
Home Runs:	1	2x, last at Troy (4/18/17)	Stolen Bases:	-	-

### Freshman Season (2017):

A two-way player, Davis appeared in 33 games as a freshman and 25 as a pitcher, with 22 starts overall, including one in the circle...offensively, batted .242 on the year (15-for-62) with two doubles, two home runs, 11 RBI and nine runs scored...she also added 10 walks and two sacrifice flies...in the circle, she was 1-0 with a 1.96 ERA posting one save and helping complete eight shutouts...she allowed 41 hits and 17 runs (10 earned) over 35.2 innings with 15 walks and 17 strikeouts...drew a walk in her first career plate appearance on Feb 10 against Lipscomb...batted 2-for-2 with a walk and two runs scored against Furman on Feb 11...had a career night against Florida A&M on February 15, earning her first career pitching start and tossing 6.0 shutout innings with six strikeouts while facing just one over the minimum...she also went 2-for-2 at the plate against the Rattlers, including a walk and an RBI double...went 1-for-2 with a walk and a run scored against Nebraska on February 18...closed out the games against Northwestern (Feb 18) and Nebraska (Feb 19), tossing 2.0 scoreless innings each, giving up just one total hit and striking out two...went 1-for-3 with two RBI against Stanford on February 23...opened the season with 14.0 scoreless innings in the circle, before giving up two runs against San Diego State on February 24...struck out one in 1.1 scoreless innings against No. 14 Michigan on February 26...drove in a run and drew a walk against Georgia Tech on March 3...hit a double and scored a run in FSU's win over GT on March 4...did not give up a hit in 2.0 innings against Canisius, walking one and recording two strikeouts...hit an infield single against Notre Dame on March 19, as well as pitched the final 2.0 innings of the game, allowing four hits and one walk with two strikeouts...needed just four pitches to record three outs and close out a 13-1 win at Virginia on March 24...retired all three batters she faced on March 25, including a strikeout, as FSU defeated Virginia, 8-0...had an RBI groundout at the plate on March 26 at UVA, as the Noles completed the sweep of the Cavaliers...allowed two leadoff hits on April 1, but got out of the inning having faced just three batters as Jessie Warren, Ellie Cooper and Carsyn Gordon combined for a triple play in the sixth inning...had a base hit at the plate and pitched a scoreless final inning on the road at Syracuse (4/8)...earned her first career save at Troy on April 18, tossing the final 3.0 innings and giving up just one unearned run. Also added a two-run home run at the plate in FSU's 9-3 victory...drove in a run against UNC on April 29 and walked and scored one of her own on April 30.

### High School:

Graduated from Newsome High School in Lithia, Fla...helped lead the Wolves to the FHSAA 8A state championship in 2015...earned All-State First Team honors as she led her team with a 10-1 record in the circle, as well as hitting four home runs and driving in 24 RBIs at the plate...in the state title game, she had a home run and drove in three runs in Newsome's 5-1 victory over Coral Reef...named Hillsborough County Player of the Year...was a member of the Tampa Mustangs travel team and hit .500 for the summer in 2015 while leading the team in ERA, strikeouts and fewest runs allowed...helped the Mustangs to the 2015 PGF 16U Premier National Championship, tossing 43.0 innings and allowing just one earned run throughout the tournament...selected to the PGF Southeast All-American team...ranked No. 25 on FloSoftball's Hot 100 for 2016...academically, Davis finished in the top 10 percent of her class as has been on the Honor Court...chose Florida State over offers from Alabama and Stanford.



### CAREER HITTING STATISTICS AT FLORIDA STATE

Year	avg	g	gs	ab	r	h	2b	3b	hr	rbi	tb	slg%	bb	hbp	so	gdp	ob%	sf	sh	sb-att	po	a	e	fld%
2017	.242	33	22	62	9	15	2	0	2	11	23	.371	10	1	20	2	.347	2	0	0-0	0	2	0	1.000
<b>TOTAL</b>	<b>.242</b>	<b>33</b>	<b>22</b>	<b>62</b>	<b>9</b>	<b>15</b>	<b>2</b>	<b>0</b>	<b>2</b>	<b>11</b>	<b>23</b>	<b>.371</b>	<b>10</b>	<b>1</b>	<b>20</b>	<b>2</b>	<b>.347</b>	<b>2</b>	<b>0</b>	<b>0-0</b>	<b>0</b>	<b>2</b>	<b>0</b>	<b>1.000</b>

### CAREER PITCHING STATISTICS AT FLORIDA STATE

Year	era	w-l	app	gs	cg	sho	sv	ip	h	r	er	bb	so	2b	3b	hr	bf	bavg	wp	hbp	bk	sfa	sha
2017	1.96	1-0	25	1	0	0/8	1	35.2	41	17	10	15	17	7	0	1	155	.293	2	0	0	0	0
<b>TOTAL</b>	<b>1.96</b>	<b>1-0</b>	<b>25</b>	<b>1</b>	<b>0</b>	<b>0/8</b>	<b>1</b>	<b>35.2</b>	<b>41</b>	<b>17</b>	<b>10</b>	<b>15</b>	<b>17</b>	<b>7</b>	<b>0</b>	<b>1</b>	<b>155</b>	<b>.293</b>	<b>2</b>	<b>0</b>	<b>0</b>	<b>0</b>	<b>0</b>



# 26 • LESLIE FARRIS

Infielder • Freshman • St. John's, Fla. • Creekside

CAREER HIGHS			
Hits:	1	2x, last Canisius (3/15/17)	vs. Northwestern (2/18/17)
Doubles:	-	-	5x, last vs. Virginia (5/11/17)
Triples:	-	-	4x, last vs. North Carolina (4/29/17)
Home Runs:	-	-	vs. Northwestern (2/18/17)
RBI:	1	-	-
Runs:	1	-	-
Walks:	1	-	-
Stolen Bases:	1	-	-

### Freshman Season (2017):

Appeared in 25 games of the bench as a freshman as the Seminoles won the ACC Championship for the fourth consecutive season...recorded two hits, had four walks, drove in an RBI and scored five runs offensively, while making numerous defensive plays in the infield and making the NCAA Softball's Top 10 plays of the Week on three different occasions...entered the Lipscomb game as a defensive replacement at 2B and made a diving stop in the 3-4 hole on the second batter of the inning...got her first hit and RBI as she drove a pinch-hit single into right field against Northwestern on February 18...walked and scored a run against Georgia Tech on March 4...hit a single and scored a run against Canisius (3/15)...drew a walk against Florida Gulf Coast on March 15...was hit by a pitch in her only plate appearance against Virginia on March 24...walked in the series finale at UVA on March 26...drew a walk and scored a run in the sixth inning before making a diving stop at shortstop to start a game-ending double play against North Carolina on April 29...pinch-ran and scored a run in the ACC quarterfinal game against Virginia on May 11.

### High School:

Graduated from Creekside High School...the Knights have finished as the runner-up at the FHSAA state tournament in 2013, 2014 and 2015...earned All-State honors in 2015 as a junior and batted .369 with an on-base percentage of .509 and scored 44 runs...as a freshman at Bartram Trail High School, hit .402 from the plate with nine doubles, six triples and 21 RBIs, becoming the only freshman selected to the St. Johns All-County First Team...competed with the Gold Coast Hurricanes travel ball team and also participated for Creekside on its weightlifting team...placed first at the sectional finals as a sophomore with a total weight lifted of 285 lbs...advanced to the state tournament where she was

one of three underclassmen out of 30 girls in the 129 lb class, earning a 16th place finish...in 2016, she placed ninth at the FHSAA state meet, competing in the 139 lb class...was involved with the Fellowship of Christian Athletes, the National English Honor Society, BASIC and the Senior Women and Interact Service Clubs... chose Florida State over offers from USF, Alabama and Lipscomb University.



### CAREER STATISTICS AT FLORIDA STATE

Year	avg	gp-gs	ab	r	h	2b	3b	hr	rbi	tb	slg%	bb	hbp	so	gdp	ob%	sf	sh	sb-att	po	a	e	fld%
2017	.125	25-0	16	5	2	0	0	0	1	2	.125	4	1	6	0	.333	0	0	1-1	7	13	1	.952
TOTAL	.125	25-0	16	5	2	0	0	0	1	2	.125	4	1	6	0	.333	0	0	1-1	7	13	1	.952



# NINE WOMEN'S COLLEGE WORLD SERIES APPEARANCES • 15 ACC CHAMPIONSHIPS



## 1 • DANI MORGAN Infielder • Freshman • Newman, Ga. • East Coweta

### CAREER HIGHS

Hits:	3	6x, last vs. Notre Dame (5/12/17)	RBI:	3	3x, last vs. Georgia (5/21/17)
Doubles:	1	11x, last vs. LSU (5/28/17)	Runs:	3	3x, last vs. Virginia (5/11/17)
Triples:	2	at Syracuse (4/8/17)	Walks:	2	at FGCU (3/15/17)
Home Runs:	1	5x, last vs. Notre Dame (5/12/17)	Stolen Bases:	1	9x, last vs. Notre Dame (5/12/17)

- 2017 ALL-ACC ACADEMIC TEAM
- 2017 ACC TOURNAMENT MVP
- 2017 ACC ALL-TOURNAMENT TEAM
- 2017 ALL-ACC FRESHMAN TEAM


### Freshman Season (2017):

Played in 62 games with 58 starts as a freshman, including 52 in left field as the Seminoles reached the NCAA Super Regionals for the fifth consecutive season...for the season, she recorded a .318 batting average (55-for-173) with 11 doubles, four triples, five home runs, 36 RBI and 42 runs scored...she ranked second on the team with 12 hit-by-pitches...earned All-ACC Freshman Team honors after batting .364 in conference play with four doubles, three triples, 16 RBI and 22 runs scored...continued her success against the ACC in the conference tournament, receiving MVP honors after going 6-for-8 from the plate with a triple, two home runs, five RBI and five runs scored as Florida State won its fourth straight ACC Championship and 15th overall in school history...was hit by a pitch in her first collegiate plate appearance vs. Lipscomb on Feb 10...had a pinch-hit RBI single against Furman on February 10...hit the first home run of her career against Furman on February 11, ending the game with a three-run HR in the sixth inning...was walked, hit by a pitch, stole a base and scored a run against Marshall (Feb 12)...drove in the first run of the game against Florida A&M (Feb 15) with a sacrifice fly...went 2-for-2 with a double, an RBI and a stolen base against Northwestern on Feb 18...scored two runs and hit a double against Stanford on February 23...batted 2-for-3 from the plate with one RBI and a stolen base against No. 6 UCLA on February 26...was hit by a pitch and drove in a run against No. 14 Michigan (Feb. 26)...had a career-high three hits, including a double, two RBI and a run scored in FSU's 13-8 win over Georgia Tech on March 4...ended the game with a sacrifice fly in the fifth inning against GT on March 4...tied a career high with three hits and a run scored in game two of the doubleheader at Virginia Tech on March 10...walked twice and scored two runs at Florida Gulf Coast (3/15)...set a career high with three runs scored as she batted 2-for-2 with an RBI against Notre Dame on March 18...was hit by two pitches, scored two runs and had an RBI in FSU's 16-0 win over Notre Dame (3/19)...drove in two runs with a single and a walk at Virginia on March 24...hit her second home run of the season at UVA on March 25...came off the bench and was a home run short of the cycle, hitting a single, double and a triple, along with two RBI in FSU's 12-4 win against Pitt (4/1)...hit two triples as part of a 3-for-5 day at the plate at Syracuse on April 8, driving in two RBI and scoring three runs in FSU's 18-9 win...went 2-for-4 with two runs scored in the first game of the doubleheader at Syracuse on April 9...had two hits, including a two-RBI double at Troy on April 18...went 2-for-3 with a double at Louisville

on April 23...batted 2-for-2 with a home run and three RBI against Virginia on May 11 in the quarterfinals of the ACC Tournament...went 3-for-3 with a home run against Notre Dame in the semifinals of the ACC Tournament (5/12)...hit a double against Princeton in the opening round of the NCAA Tallahassee Regional (5/19)...batted 2-for-3 with a double, a home run and three RBI in the regional championship game against No. 25 Georgia on May 21.

### High School:

Graduated from East Coweta High School in Sharpsburg, Ga...moved south after living in Illinois and attending the first three years of high school at Lincoln Way West in New Lenox, Ill...earned All-Conference and All-Area accolades every season at Lincoln Way West, including All-State Third Team honors as a junior in 2014-15...named an Southeast Region All-American and earned a spot on the All-County team while at East Coweta, finishing her senior year with a .413 batting average, 30 RBIs and 38 runs scored...participated with the New Lenox Lightning travel team and was on the 18U Gold team coached by Jim Abbott...also played basketball, earning All-Conference and All-Area awards for her talents on the court throughout high school and scored over 1,200 points in her career...was a member of the student council, Mu Alpha Theta and the Principal's Cabinet and also earned a spot on the Honor Roll...chose Florida State over offers from Alabama and Michigan, among others...mentions that FSU was the only school where she felt like home the moment she stepped on campus.



### CAREER STATISTICS AT FLORIDA STATE

Year	avg	gp-gs	ab	r	h	2b	3b	hr	rbi	tb	slg%	bb	hbp	so	gdp	ob%	sf	sh	sb-att	po	a	e	fld%
2017	.318	62-58	173	42	55	11	4	5	36	89	.514	11	12	21	0	.390	4	4	9-9	65	8	1	.986
<b>TOTAL</b>	.318	62-58	173	42	55	11	4	5	36	89	.514	11	12	21	0	.390	4	4	9-9	65	8	1	.986



# 13 • ANNA SHELNUTT

Catcher/Third Base • Freshman • Franklin, Ga. • Heard County

CAREER HIGHS					
Hits:	2	4x, last vs. Georgia (5/20/17)	RBI:	7	vs. Virginia (5/11/17)
Doubles:	1	2x, last vs. Princeton (5/19/17)	Runs:	2	2x, last vs. Georgia (5/20/17)
Triples:	1	vs. Princeton (5/19/17)	Walks:	1	9x, last vs. Georgia (5/21/17)
Home Runs:	2	2x, last vs. Georgia (5/20/17)	Stolen Bases:	-	-

**2017 ALL-ACC ACADEMIC TEAM**  
**2017 ACC ALL-TOURNAMENT TEAM**

### Freshman Season (2017):

Powerful offense and solid defense highlighted her first season of collegiate softball as the freshman appeared in 38 games with 21 starts, including starts in nine of the last 10 games of 2017 as the Noles reached the NCAA Super Regional round for the fifth year in a row...tallied a .277 batting average (13-for-47) with nearly half of her hits (five) going over the wall for home runs...also added two doubles and a triple to rank second on the team with a .681 slugging percentage...drove in 17 RBI and scored seven runs of her own...retired five would-be base stealers on 12 attempts during the season, including two against Florida A&M on February 15...posted her first career hit on Feb 18 against Northwestern in the ACC/Big Ten Challenge...was a perfect 2-for-2 at the plate on March 4 against Georgia Tech, adding a walk, an RBI and a run scored...drove in a run on a bases-loaded walk and added a sacrifice bunt against GT on March 5...hit a sacrifice fly against Canisius on March 15...recorded the first home run of her career - a two-run HR - in her only at bat against Notre Dame on March 19...walked and hit an RBI single on March 31 against Pitt...drew a walk in each game of the doubleheader at Syracuse on April 9...hit a double to bring in FSU's only run at No. 5 Oregon on May 7...went 2-for-3 with two home runs and seven RBI (broke the previous tournament record of five) against Virginia in the first round of the ACC Tournament (5/11)...hit a double and a triple in her first-ever NCAA Tournament game on May 19 against Princeton...hit two home runs in a game for the second time this season, driving in three runs against No. 25 Georgia on May 20.

### High School:

Graduated from Heard County High School and, along with current teammate Cali Harrod, was a member of the school's first state championship in any sport when softball brought home the 2014 GHSA AA title...the Braves also reached the state tournament in 2015...was chosen as an All-State First Team member three times and also earned defensive Player of the Year honors...in her senior season, she tallied a .475

batting average with 50 RBI and a school-record 13 home runs to earn Regional and GHSA AA Player of the Year and Offensive MVP accolades...competed with the Vipers, as well as the Georgia Academy Power and Georgia Impact travel teams...the Vipers placed third at the 2016 Junior Olympic Cup...was nominated for the PGF Southeast All-Star team...academically, she graduated fifth class and earned a spot on the "A" Honor Roll each semester...chose Florida State over offers from Michigan State, Georgia Southern and North Carolina.



### CAREER STATISTICS AT FLORIDA STATE

Year	avg	g-p	gs	ab	r	h	2b	3b	hr	rbi	tb	slg%	bb	hbp	so	gdp	ob%	sf	sh	sb-att	po	a	e	fld%
2017	.277	38	21	47	7	13	2	1	5	17	32	.681	9	0	12	0	.386	1	2	0-0	138	6	2	.986
TOTAL	.277	38	21	47	7	13	2	1	5	17	32	.681	9	0	12	0	.386	1	2	0-0	138	6	2	.986



**5 • ELIZABETH MASON**  
**Catcher • Redshirt Freshman • Tampa, Fla. • Gaither**

**2017 Season:**  
Redshirted her freshman season.

**High School:**  
Excelled at Gaither High School in Tampa, Fla., earning All-Western Conference accolades in all four seasons for the Cowboys...recorded her best season in 2016, earning All-Hillsborough County, All-Tampa Bay and 7A All-State First Team honors on her way to being named the Florida Athletic Coaches Association District 15 Class 7A Player of the Year...participated on the Clearwater Bombers Gold (Mason) travel ball team, earning a USSSA World Series championship in 2012 and winning ASA National Qualifiers in 2013 and 2015...also competed for Gaither on the volleyball team, earning Most Valuable Player honors as a junior as she registered the most aces and kills on the team...an excellent student and held a 5.7 GPA and was among the top five percentile at Gaither while being a member of the National Honor Society and the Beta Club...chose Florida State after being recruited by West Point, Alabama and Boston College, among others...mentioned that one of the reasons that she chose Florida State was how the players treated her like a sister and the coaches made her feel like a part of the family.



**11 • ROCK BENAVIDES**  
**Utility • Freshman • Corpus Christi, Texas • Veterans Memorial**

**High School:**  
Attended Veterans Memorial High School in Corpus Christi, Texas...was a member of the Texas Bombers travel ball organization.



**4 • SAVANNA COPELAND**  
**Pitcher • Freshman • Fishers, Ind. • Hamilton Southeastern**

**High School:**  
Attended Hamilton Southeastern High School in Fishers, Ind...competed with the St. Louis Spirit and Chicago Bandits travel ball organizations.





**18 • MADISON KENNEDY**  
Catcher/Outfielder • Freshman • Baker County, Fla. • Baker County

**High School:**

Attended Baker County High School...set the school record with 12 home runs and drove in 36 RBI in 28 games in 2016...named to the FHSAA 5A All-State team in each of the last two seasons...played for the Santa Fe Inferno travel ball organization.



**16 • MACKENZIE PUCKETT**  
Utility • Freshman • Cairo, Ga. • Cairo

**High School:**

Attended Cairo High School...batted .659 during her senior season with 10 home runs and 39 RBI...named Region Offensive Player of the Year.



**24 • SYDNEY SHERRILL**  
Utility • Freshman • Moore, Okla. • Southmoore

**High School:**

Attended Southmoore High School...led the SaberCats to the 2017 6A Oklahoma State Championship...batted .611 for the season and was named The Oklahoman's Big All-City Player of the Year...named 2017 Oklahoma Gatorade Player of the Year...competed for the USA Junior Women's National Team during the summer of 2017.



# HEAD COACH LONNI ALAMEDA



Entering her 10th season as the head coach of the Florida State softball program in 2018, Lonni Alameda has guided the Seminoles back into one of the nation's best teams. After seven Women's College World Series appearances from 1987-2004, the Seminoles have returned to the final site of women's collegiate softball twice in the last four seasons (2014 and 2016), including a WCWS semifinals appearance in 2016, as well as five consecutive trips to the NCAA Super Regionals (2013-17). Florida State has earned five ACC regular season titles in a row, four straight ACC Tournament titles and now owns 15 ACC Championships.

FSU has played in the NCAA postseason every year under Alameda, and is one of only nine schools to participate in the NCAA Tournament in every season since 2000. Since Alameda has made Tallahassee her home, she has led the Seminoles to eight ACC Championship game appearances in nine seasons, with titles in 2011, 2014, 2015, 2016 and 2017.

Alameda and the Noles made program history in 2017, as Florida State earned a No. 1 ranking in the NFCA poll for the first time, holding the spot for eight consecutive weeks. FSU also earned its first win over the NFCA No. 1 team in the country as an 11th-inning home run by Alex Powers gave the Noles a 3-1 victory over Florida on May 3. The Seminoles added their fifth straight ACC

regular season title, posting a 24-0 record in league play, culminating in their 15th ACC tournament championship. FSU is one of three Power 5 schools to post an undefeated conference record, along with Nebraska in 1998 (16-0) and Iowa in 1997 (22-0).

The Seminoles extended their ACC series unbeaten streak to 41, posting a 37-0-4 series record against conference opponents since 2012. No current Florida State player has ever lost a series to a conference opponent as the Noles have earned a record of 107-10 in their last 117 ACC regular season games.

Alameda also earned her fifth ACC Coach of the Year honor in 2017, moving into a tie for second-most in league history with North Carolina's Donna J. Papa. She now trails only NFCA Hall of Famer and former FSU head coach JoAnne Graf who tallied six ACC Coach of the Year awards in her illustrious career.

Florida State matched its record from 2016 by placing six members on the 2017 All-ACC First Team, including Jessica Burroughs (Pitcher of the Year) and Jessie Warren (Player of the Year and Defensive Player of the Year). Burroughs and Warren were also named NFCA First Team All-Americans, while Morgan Klaevemann (second team) and Alex Powers (third team), also earned a spot on the national teams. The Noles tied for the most All-Americans in the nation with Florida and Arizona and it marked the first time in the fastpitch era that Florida State softball had received four All-American accolades. The Seminoles ended with a 55-8-1 record, marking the third time in the last four seasons that Florida State has eclipsed the 50-win total.

In 2016, Alameda led Florida State back to the WCWS, reaching the semifinals for the third time in school history and ending with a No. 4 national ranking, which tied for the highest final NFCA ranking ever for FSU. The Noles posted a 55-10 record, including 11 wins over ranked opponents. FSU defeated No. 2 Michigan (1-0) and No. 3 Auburn (4-3), marking the highest ranked wins at FSU under Alameda, and both coming away from Tallahassee as the Auburn win came on the road and the Michigan victory at the WCWS.

The Noles finished 2016 with a 21-2 record in conference play and Alameda earned ACC Coach of the Year for the fourth straight season as Jessica Burroughs and Alex Powers earned ACC Pitcher and Player of the Year honors, respectively. FSU set an ACC record with six members on the All-ACC First Team as Burroughs and Powers were joined by Ellie Cooper, Meghan King, Morgan Klaevemann and Jessie Warren. Burroughs, Powers and Warren were named NFCA All-Americans, marking the sixth time that FSU had three All-Americans in the same season.

During the summer of 2016 and 2017, Alameda has coached the USSSA Pride of the National Pro Fastpitch league. The Pride posted the best record in the league in 2016, before falling to the Chicago Bandits in the NPF Championship Series.

The Seminoles reached the NCAA Super Regionals for the third consecutive season in 2015, finishing with a record of 49-14 and a No. 10 ranking in the final poll by the NFCA. FSU earned a trio of conference awards as Jessie Warren was named ACC Freshman of the Year, Lacey Waldrop secured ACC Pitcher of the Year honors for the second-straight season and Alameda was chosen as the ACC Coach of the Year for the third consecutive year.

The Noles earned 11 wins against ranked opponents in 2015 and have 37 ranked wins overall in Alameda's seven seasons at the helm of FSU. Several Seminoles etched their name into the NCAA record book as senior Maddie O'Brien led the nation with 73 walks, good for No. 11 all-time in NCAA history. Freshman Morgan Klaevemann's 26-game hitting streak is the second-longest in FSU history and ranks No. 24 overall in NCAA history.

Florida State posted its best season in a decade with a 55-9 record in 2014 to finish ranked No. 7 in the country by both the NFCA and USA Softball. The Seminoles won 24 ACC games to set a new school and ACC mark for conference wins in a season and also set program records in runs scored (400), home runs (65), extra base hits (168), RBI (363), walks (318) and slugging percentage (.493).

Several individuals earned regional and national awards as junior pitcher Lacey Waldrop was named USA Softball National Player of the Year. Waldrop joined Jessica van der Linden (2004) as Seminoles to win the national honor. Florida State was the first school in the coun-



**1981 & 1982 AIAW NATIONAL CHAMPIONS • 30 NCAA APPEARANCES • 46 ALL-AMERICANS**

# HEAD COACH LONNI ALAMEDA

try to have multiple players win the award. Waldrop joined junior shortstop Maddie O'Brien as an NFCA First Team All-American, marking the first time that FSU had placed two players on the first team in program history.

Waldrop and O'Brien also won 2014 ACC Pitcher and Player of the Year, respectively, while Alameda earned ACC Coach of the Year honors for the second year in a row. The Seminoles placed three players on the All-Region First Team, six players on the All-ACC Team, and five members on the ACC All-Tournament Team.

The signature win of the 2014 season came at the Tallahassee Super Regional, when senior Courtney Senas hit a two-run, walk-off home run against No. 13 Michigan to send the Seminoles to the Women's College World Series for the first time since 2004.

It was an impressive season in 2013 for the Seminoles as they fought through several injuries to key players yet reached the NCAA Super Regionals for the first time since 2006 following a miraculous comeback against South Alabama in the Mobile Regional championship game. The five-run comeback with two outs in the top of the seventh against the 13th-seeded Jaguars personified the team's never-say-die attitude. FSU finished with a 44-19 record and Alameda was named the ACC Coach of the Year, along with a school-record four All-ACC First Team selections and five overall.

The Seminoles set a new school mark with an 18-2 record in ACC play en route to the program's 11th ACC regular season title. As the pitching coach, Alameda was influential on one of the most dynamic duos in the nation in Lacey Waldrop and Monica Perry. Waldrop earned NFCA Third-Team All-America honors, the first at Florida State since 2009, while Perry emerged as the most dominant pitcher in ACC play.

Aside from the five total All-ACC Team members in 2013, Alameda coached her first ACC Scholar Athlete of the Year when Kelly Hensley was recognized for the honor. Hensley also was named to the Capital One Academic All-America Third Team.

In 2012, the Seminoles achieved a mark of 47-16, their most wins since going 62-12 in 2004. Alameda led FSU to a 15-13 record against NCAA postseason teams throughout the year, which included nationally-ranked victories over No. 14 UCLA, No. 23 North Carolina twice and Women's College World Series participant LSU.



## THE ALAMEDA FILE

- Enters her 10th season as head coach at Florida State and 15th year as a head coach at the Division I level
- Holds a 582-296-2 career record
- 425-138-1 (.754) record at Florida State
- Holds a 161-39 record in ACC play
- Guided Seminoles to the ACC title in 2011, 2014, 2015, 2016 and 2017, the conference regular season title in 2013, 2014, 2015, 2016 and 2017 and has led them to eight title game appearances
- As the team's pitching coach, she has helped 13 hurlers be named to the All-ACC First or Second Team since 2009
- Five different pitchers and nine total Seminole players have been named NFCA All-Americans
- Earned Win No. 300 vs. Fairfield on March 17, 2012
- Earned Win No. 400 at North Carolina on March 30, 2014
- Earned Win No. 500 against Jacksonville on April 6, 2016
- Helped coach the Canadian Softball Team in the 2008 Summer Olympics
- Mountain West Conference Coach of the Year in 2005 and 2007
- Atlantic Coast Conference Coach of the Year in 2013, 2014, 2015, 2016 and 2017

As the team's pitching coach, Alameda's influence on FSU starters Lacey Waldrop and Monica Perry was enormous. Both pitchers finished in the Top 30 nationally in earned run average, making FSU one of just five programs to have multiple pitchers in the top 30. Each hurler earned ACC Pitcher of the Week honors twice, and were named to the All-ACC squad. As a unit, the Seminoles finished 10th in the country with a 1.53 team ERA. In 2012, four more student-athletes made the All-ACC Team under Alameda's watch including Tiffani Brown, Briana Hamilton, Perry and Waldrop. Brown and Shayla Jackson also were named to the NFCA All-Southeast Region Second Team.

In just her third season as head coach at Florida State, Alameda helped the Seminole softball program snap a seven-year ACC title drought to highlight an entertaining 2011 season. Despite making the conference tournament in Atlanta as the No. 4 seed, it was Alameda's season-long coaching tactics combined with the energy of her motivated group that enabled the Seminoles to storm through the competition and defeat second-seeded North Carolina, 4-1, to clinch an automatic NCAA Regional bid.

Under Alameda's guidance, the 2011 Seminoles created a noteworthy program achievement - for the first time in school history, FSU softball reached 12 consecutive NCAA Regionals. Her group also won two games in the Athens Regional, defeating Georgia State and UAB, to get to the final day of a regional for the first time since 2006.

Adding to Alameda's on and off-field influence, Sarah Hamilton became just one of two conference players in 2011 to be named to the All-ACC Team for the third time in her career. Shayla Jackson and Jen Lapicki joined Hamilton on the 2011 all-conference squad. Hamilton ended her illustrious career as one of the best pitchers in school history, with Alameda playing a large role in her success. Among her noteworthy feats, Hamilton became the first hurler in FSU history to finish with at least 1,000 career strikeouts, ending her four-year stay with 1,005 Ks.



## NINE WOMEN'S COLLEGE WORLD SERIES APPEARANCES • 15 ACC CHAMPIONSHIPS

# HEAD COACH LONNI ALAMEDA

### HEAD COACH LONNI ALAMEDA



- 2005 NFCA West Region Coach of the Year**
- 2005 MWC Coach of the Year**
- 2007 MWC Coach of the Year**
- 2013 ACC Coach of the Year**
- 2014 ACC Coach of the Year**
- 2015 ACC Coach of the Year**
- 2016 ACC Coach of the Year**
- 2017 ACC Coach of the Year**

#### Coaching History

Florida State (Head Coach)	2009-Present
UNLV (Head Coach)	2004-08
Stanford (Associate Head Coach)	1996-2004
Barry University (Assistant Coach)	1994-96

#### Coaching Ledger

Year	Record	Conf.	Finish	Postseason
<b>UNLV</b>				
2004	25-35	7-13	5th	N/A
2005	44-19	17-3	2nd	NCAA Reg
2006	26-37	8-12	4th	N/A
2007	37-27	12-8	2nd	N/A
2008	25-40-1	5-15	6th	N/A
<b>Florida State</b>				
2009	44-16	17-4	2nd	NCAA Reg
2010	44-18	12-9	3rd	NCAA Reg
2011	32-28	9-11	1st	NCAA Reg
2012	47-16	16-5	2nd	NCAA Reg
2013	44-19	18-2	1st(R)	NCAA Supers
2014	55-9	24-3	1st	WCWS
2015	49-14	20-3	1st	NCAA Supers
2016	55-10	21-2	1st	WCWS Semis
2017	55-8-1	24-0	1st	NCAA Supers

**Overall: 582-296-2 FSU: 425-138-1 ACC: 161-39**

#### Alameda versus the ACC since 2009

Opponent	Record	Current Streak
Boston College	26-0 (1.000)	Won 26
Georgia Tech	17-10 (.630)	Won 12
Louisville	6-2 (.750)	Won 5
North Carolina	22-6 (.786)	Won 15
NC State	23-4 (.852)	Won 4
Notre Dame	10-3 (.769)	Won 5
Pitt	13-0 (1.000)	Won 13
Syracuse	13-0 (1.000)	Won 13
Virginia	23-3 (.885)	Won 9
Virginia Tech	21-7 (.750)	Won 9

In her second season as FSU head coach in 2010, Alameda led the Seminoles to a 44-18 record and second-consecutive appearance in not just the ACC Championship game but its 11th-straight appearance in the NCAA Division I Softball Championship. At the time, FSU's ACC Championship game appearance marked the 14th time in school history it had the chance to play for a title - a total number that is more than any other school in the conference.

Under Alameda's tutelage, the 2010 Seminoles accomplished a lot of statistical feats. Not only did FSU get off to its best start since 1993 by starting the year 20-2, but the team capped off the year with high marks in a bevy of categories. The Seminoles' .297 batting average was the best since 2003 and their 226 strikeouts at the plate were the fewest since the 1998 campaign.

Individually, Alameda coached several FSU student-athletes who earned recognition for their hard work on the field and in the classroom. Carly Wynn was named an All-ACC First Team selection and Terese Gober, Sarah Hamilton and Ashley Stager were each placed on the All-ACC Second Team. Robin Ahrberg, Tiffani Brown and Hamilton each got the nod on the ACC's All-Tournament team. Wynn and Hamilton captured Louisville Slugger/NFCA Division I All-Southeast Region Second Team honors, while Wynn was named to the ESPN The Magazine Academic All-America Third Team.

Alameda came to Florida State prior to the 2009 season and went on to surpass 200 career coaching victories in her first year in Tallahassee (she picked up win No. 300 on March 17, 2012 against Fairfield and added win No. 400 at North Carolina on March 30, 2014). The Seminoles finished the 2009 campaign with a 44-16 record and achieved the best conference record in school history at the time with a 17-4 league mark.

For her team's exploits on the field in 2009, Alameda and the Seminoles had the opportunity to host a regional in the NCAA Tournament for the first time since the 2004 season. Alameda coached several Seminoles that garnered postseason awards as Hamilton was named a Third Team Louisville Slugger/NFCA Division I All-American as a sophomore. Hamilton was also named ACC Pitcher of the Year, an ACC First Team member and to the Louisville Slugger/NFCA All-Southeast Region Team. Then-senior catcher Kaleigh Rafter was also named to the All-Region team and was an All-ACC First Team member as well. Wynn and Gober (both second team) were also student-athletes coached by Alameda who were recognized as All-ACC players.

Alameda carries an impressive coaching résumé on the international level and from 2004 to 2008 helped in the development of Canada's National Team. She aided Canada up until the 2004 Summer Olympics and resumed as an assistant following the Rebels' 2005 season. In the summer of 2006, Canada qualified for the 2008 Summer Olympics in Beijing, China, after its strong showing in the World Championships. Alameda spent the summer of 2008 with the Canadian team which ended its quest for the gold with a fourth-place finish at the Beijing Olympic Games.

Alameda came to FSU from UNLV, where she spent five seasons reviving the Rebels' program. She replaced Dr. JoAnne Graf, who retired after 30 seasons with the Seminoles.

Alameda went 25-35 in her first season at UNLV in 2004, which was a four-game improvement over 2003's final tally. She then posted a staggering 44-19 mark in 2005 and the program's first trip to NCAA Regionals since 1996. Alameda was named Mountain West Conference Coach of the Year in 2005 and the entire staff garnered NFCA West Regional Coaching Staff of the Year honors.

The 2005 season featured an assault on the program's record book, appearances in the national statistical rankings and the introduction of several conference and national award winners. The 44 wins were the third-most in the program's history, while the 17 Mountain West Conference wins were the most-ever since joining the league in 1999. After being predicted to finish last in the league, UNLV excelled, placing second in the league in both the regular season and Mountain West Conference tournament.

In 2006, the squad was set back by injuries and fell to 26-37, but saw a 180-degree turnaround in 2007 and finished with a 37-27 mark as Alameda earned MWC Coach of the Year honors for the second time.



**1981 & 1982 AIAW NATIONAL CHAMPIONS • 30 NCAA APPEARANCES • 46 ALL-AMERICANS**

# HEAD COACH LONNI ALAMEDA

Alameda and UNLV had high hopes for 2008 and had the Rebels ranked in the ESPN.com/USA Softball Collegiate Top 25 Poll for the first time in program history. After starting the season 9-1-1, UNLV moved up to No. 18 in the ESPN.com/USA Softball Collegiate Top 25 Poll, but injuries to four starters proved costly as the season progressed.

Under Alameda's direction, the Rebels enjoyed recognition at the conference and regional level. Five Rebels garnered Louisville Slugger/NFCA All-Regional honors while 13 players earned all-Mountain West Conference accolades, including two pitchers of the year and one freshman of the year awards.

To Alameda, academics are just as important as on-the-field production. Since taking over the program, the Rebels had 58 Academic All-MWC honorees. Over that time span, the team had 10 or more honored in a season four times, including 11 softball student-athletes in 2008. The softball program had 21 MWC Scholar-Athletes selected, as well.

In her nine seasons at Florida State, Alameda's academic priorities have been apparent. She has coached two ACC Scholar Athlete of the Year, three academic All-Americans, five NCAA postgraduate scholarship award winners, 13 academic all-district team members and 30 All-ACC Academic Team players.

During her tenure at UNLV, Alameda also stressed the importance of community service and had players volunteer their time at the Nevada Childhood Cancer Foundation and Child Haven while participating in breast cancer walks and blood drives. Her emphasis has not changed since arriving at FSU, with the 2011 Seminole Squad earning honors such as the SemiGnome Award for community service and routinely producing standout student-athletes who are honored for their charitable ways. One of those players was Kelly Hensley who was awarded a 2013 Top Six For Service honor. In 2014 and 2015, the Seminole softball program earned the FSU Director's Cup for Service as they averaged over 35 hours of community service per student-athlete to lead all 20 FSU varsity sports.

Alameda moved to Las Vegas after eight seasons as the assistant coach at Stanford University, where she helped guide the Cardinal to a 320-179-1 record and six straight NCAA Regional appearances. She oversaw the pitching staff there and produced three All-Americans: Becky Blevins, Marcy Crouch and Dana Sorenson.

Prior to her stint at Stanford, Alameda spent two seasons as an assistant coach at Barry University (Miami Shores, Fla.). She helped the Buccaneers to a fifth-place NCAA Division II finish in her first year. She also spent some time on the international stage, serving as an instructor for both the Aruba (1995) and Spanish (2000) national teams.

An all-around great athlete, Alameda began her collegiate career as a pitcher at St. Mary's University (San Antonio, Texas) where she led the Rattlers to the NAIA Tournament in her only season. She later transferred to Oklahoma in 1989 and played softball and volleyball for the Sooners. She was a two-time All-Big Eight selection as a first and third baseman, while hitting .359 as a senior in 1992.

Alameda earned her bachelor's degree in communications from Oklahoma in 1993 and played softball professionally in Europe for a season before beginning her coaching career.





**NINE WOMEN'S COLLEGE WORLD SERIES APPEARANCES • 15 ACC CHAMPIONSHIPS**

# **ASSISTANT COACH TRAVIS WILSON**



Assistant Florida State softball coach Travis Wilson will begin his seventh season at Florida State in 2018 as he helps with the Seminole offense and defense. FSU has earned five regular season ACC titles, four ACC tournament championships, five trips to the NCAA Super Regionals, two appearances in the Women's College World Series and posted a 305-76-1 record (.800 winning percentage) in his six years at Florida State.

The Noles have turned their offensive production around under Wilson, as they have had at least 335 runs scored, 460 hits, 50 home runs and 300 RBI in each of the last five seasons. When Wilson arrived at Florida State after the 2011 season, the Seminoles had finished the year with 286 runs scored, 40 home runs and 238 RBI.

2017 saw the Seminole offense become one of the best in the nation, as Florida State finished in the top 10 in the NCAA in eight different categories, including slugging percentage (fourth – 0.544), on base percentage (fourth – 0.429), scoring (fifth – 6.63) and batting average (seventh - 0.329). FSU set school records with 94 doubles and 71 home runs, and along with its 24 triples became the first team since Notre Dame in 2010 to tally at least 90 doubles, 20 triples and 70 home runs in a season.

Seven different FSU players recorded over 35 RBI in 2017, led by junior Jessie Warren who topped the team with a .413 batting average, 14 doubles, 23 home runs, 68 RBI and a .922 slugging percentage as she earned NFCA First Team All-America honors, along with ACC Player and Defensive Player of the Year accolades.

FSU posted a perfect 24-0 record in ACC play in 2017 for its fifth consecutive regular season conference title, and is one of three Power 5 schools to have an undefeated conference slate – Nebraska (16-0 in 1998) and Iowa (22-0 in 1997).

FSU broke several school records and nearly toppled a few others in 2016 as the Noles established program records with 459 runs scored, 407 RBI and a .323 batting average. The team also finished second in FSU history with 155 stolen bases and 63 home runs, and fourth all-time with 87 doubles.

Redshirt junior Alex Powers and Jessie Warren carried the FSU offense to the 2016 WCWS semifinals, as each were named NFCA All-Americans. Powers, the 2016 ACC Player of the Year, led the team with a .396 batting average and 16 doubles, while adding 16 home runs and 62 runs scored. Warren led the team and finished in the top 10 nationally with 20 home runs, 78 RBI and 72 runs scored, ranking second in FSU history in a single season in all three categories.

The 2016 offense was aggressive and effective as five players had at least 11 stolen bases, seven players had at least nine doubles and 10 different student-athletes hit a home run en route to an ACC regular season and tournament championship. The Noles set an ACC record with six members on the All-ACC First Team as Powers and Warren were joined by Jessica Burroughs, Ellie Cooper, Meghan King and Morgan Klaevemann.

A pair of freshmen led the Seminole offense in 2015 as Jessie Warren earned ACC Freshman of the Year honors and finished with 19 home runs, 57 RBI and 53 runs scored to lead the team. Morgan Klaevemann led the team with a .393 batting average and 20 stolen bases as the outfielder also recorded a 26-game hitting streak from March 25 to May 17. The Noles earned the ACC Championship for the second year in a row and advanced to the NCAA Super Regional round for the third consecutive season in 2015.

The 2014 Seminoles reached the Women's College World Series for the first time since 2004, posted a 55-9 record and earned the ACC regular season title with a 24-3 mark. The 24 ACC wins set a new school and ACC record for conference wins in a season and gave the Seminoles the No. 1 seed on their way to winning their 12th ACC Tournament Championship.

Under Wilson's guidance, the Florida State lineup was dangerous from top to bottom and saw many players recognized for their success. Maddie O'Brien set new single-season school records for home runs (24), RBI (83), walks (56) and slugging percentage (.942) on her way to being named an NFCA First Team All-American and ACC Player of the Year. Courtney Senas was named to the NFCA All-Southeast Region First Team would have set school records in home runs (15) and RBI (57) if not for her teammate, as both totals were more than any Seminole had hit prior to the 2014 season.

As a team, the Seminoles set program records in runs scored (400), home runs (65), extra base hits (168), RBI (363), walks (318) and slugging percentage (.493). These marks eclipsed several records that were set during the impressive 2013 campaign that saw FSU reach its first NCAA Super Regional since 2006. Wilson helped Florida State achieve record-breaking numbers in just his second season as the Seminoles shattered the previous home run record of 49 in 2007 by producing 60 round-trippers in 2013. For the first time ever, four Seminoles finished with double-digit home runs including Courtney Senas (14), Kelly Hensley (13), Maddie O'Brien (10) and Celeste Gomez (10).





**1981 & 1982 AIAW NATIONAL CHAMPIONS • 30 NCAA APPEARANCES • 46 ALL-AMERICANS**

# **ASSISTANT COACH TRAVIS WILSON**



Florida State's 316 RBIs in 2013 set a school record, topping the previous mark of 313 in 2004. The 2013 squad also set a program record for slugging percentage at .476, were able to win 17 games by mercy rule and recorded 20 games with double-digit base hits. Wilson also oversees the team's fielding and with early-season injuries in 2013 throwing players into makeshift positions, Wilson worked arduously with each infielder and outfielder on their mechanics and created a well-accomplished group that got the job done.

Joining fellow assistant coach Craig Snider as the team's offensive instructors, Wilson helped the Seminoles make strides at the plate in their debut 2012 year. Coaching a youthful unit that included just one everyday senior starter, Wilson also made a great impact on the team's defensive game as it became a sound group in the field.

In 2012, the Seminoles finished the year with a .966 fielding percentage to rank in the upper echelon on a national scale. FSU became an entertaining group to watch defensively as student-athletes such as third baseman Briana Hamilton, shortstop Maddie O'Brien, second baseman Tiffani Brown and centerfielder Courtney Senas made a bevy of highlight-reel plays throughout the season. A fundamentally-sound unit of infielders and outfielders collectively produced both the routine and difficult plays.

It was the solid play of FSU's defensive stalwarts that helped the Seminoles begin the 2012 season with a 16-0 record, the second-best start in school history. The 16-game win streak ties for the 12th longest winning stretch for the program.

Wilson is seen as an excellent instructional mind by FSU's student-athletes, which was evident from the first day of practice in the fall 2011. He is a reliable arm for batting practice who is always offering excellent teaching points to better enlighten each player. Wilson has proven to be an absolute student of the game who utilizes various statistics in his meticulous game-day preparation.

Wilson is a native of New Zealand who has already taken on an important role in recruiting. The baseball, softball and cricket veteran serves as the Seminoles' hitting and fielding coach, using his past success as a player to better serve his student-athletes.

"Travis is from both professional baseball and the New Zealand National Program," head coach Lonni Alameda said when Wilson first arrived in the summer 2011. "From the first time I met Travis I knew he would be a great fit for our program. It is not often you come across someone that has played the same game that the girls do and yet has 10 years of Major League Baseball experience. He is personable and he has won at the highest level of this game from the men's side. He has played every position you can on the field and has been among some of the world's best in men's fastpitch. I believe Travis will be able to relate to the players on a unique level as he stills plays the game. He is excited about this opportunity and can help our program get to the next level."

Alameda's words have become prophetic so far, with Wilson doing an excellent job of working with each student-athlete and enhancing their overall game. In just four seasons of work, countless players have improved their offense and expanded their defensive abilities through the work of Wilson.

From 1996-2004, Wilson played seven seasons in the Atlanta Braves organization covering all stops from Rookie Ball to Triple-A. He enjoyed much success in his professional stint, being named an All-Star for the Appalachian League (1998), South Atlantic League (1999) and the Carolina League (2000). He was named Carolina League Player of the Year for the Myrtle Beach Pelicans, and led the Grapefruit League in hitting for the Braves during spring training in 2001.

Wilson ended his professional career in 2004 with the Cincinnati Reds' organization in Chattanooga, Tenn. As a softball player in New Zealand for the Black Sox, he made his debut as a 16-year old in 1994 and was named both the New Zealand Softballer of the Year and the Canterbury Softballer of the Year after posting a team-best .396 batting average in 1996. He would earn the Canterbury Player of the Year honor multiple times and become one of his country's biggest softball ambassadors. Wilson also was named the New Zealand Softballer of the Year in 1996 and 2006, and was voted into the New Zealand Softball Hall of Fame in 2017.

Wilson's most recent baseball stint was as an instructor for the Idaho Falls, a Rookie League team of the Kansas City Royals. His tasks included scouting the Pioneer League, writing reports and utilizing video while communicating with the Royals organization on several prospects. His efforts have helped the Royals claim their status of having the best farm system in Major League Baseball, as asserted by several minor-league publications. On the field, he helped his players develop their infield/outfield skills, base running and hitting mechanics. Wilson also served as expert commentator for the ISF Men's World Softball Series, and was fielding coach and video analyst for the Black Caps of the New Zealand Cricket Association.

From 2015-2017, he has served as the assistant coach for the USSSA Pride of the National Pro Fastpitch league, helping the Pride lead the league in the regular season standings and finish second in the postseason in both 2015 and 2016, falling in the NPF Championship Series to the Chicago Bandits each year.

Wilson is married to his wife, Jill. The two have a son named Tyler and a daughter named Josie.



# ASSISTANT COACH CRAIG SNIDER



Assistant Florida State softball coach Craig Snider will start his seventh season with the Seminoles in 2018 and has already done wonders with the Seminole hitters in just six years in Tallahassee. The Noles have seen immense success in his four years at FSU, posting an .800 winning percentage (305-76-1) with four ACC Championships, five regular season ACC titles, five NCAA Super Regional trips and two appearances at the Women's College World Series, including a WCWS semifinal appearance in 2016.

Snider has guided the Noles to be more productive at the plate as FSU is routinely among the best in the ACC and the country in several offensive statistical categories. Florida State broke school records in home runs (71), doubles (93), batting average (.329) and slugging percentage (.544) in 2017, which added to the records for runs scored (459) and runs batted in (407) set in 2016.

Florida State matched its conference record with six All-ACC First Team members in 2017, as the Noles finished the season with a perfect 24-0 record. Only three schools in Power 5 conferences have ended the year undefeated, as the Noles are joined by Nebraska (16-0 in 1998) and Iowa (22-0 in 1997). Florida State has not lost an ACC series since 2012 and are 37-0-4 in their last 41 conference series and a combined 107-10 (.915) in regular series games against ACC opponents.

Junior third baseman Warren set the FSU career HR record in 2017, passing Maddie O'Brien's mark of 55 in just her third season and earned the second NFCA All-American honor of her career. The Seminoles earned their first-ever No. 1 ranking in the NFCA poll in 2017 and ended the year with a 55-8-1 record, marking the third time in the last four years that FSU has reached the 50-win plateau.

Behind a pair of All-American hitters – Alex Powers and Jessie Warren – the Noles finished 2016 in the top 10 nationally in on-base percentage, scoring, stolen bases and winning percentage. FSU posted a 21-2 record in the ACC in 2016 and ended the year in Oklahoma City with a 55-10 record.

In 2015, the Seminoles were among the top three in the conference in eight categories and led the ACC with 18 triples. The Noles were carried offensively in 2015 by a pair of freshmen, Jessie Warren and Morgan Klaevemann. Warren finished with 19 home runs and 57 RBI as she earned ACC Freshman of the Year honors, while Klaevemann posted a 26-game hitting streak – second-longest in FSU history and No. 24 all-time in NCAA history – and led the team with a .393 batting average.

Snider and the offense were an enormous part of the 2014 resurgence of FSU softball onto the national scene. The Seminoles posted a 55-9 record and won the school's 12th ACC Championship and advanced to the Women's College World Series for the first time since 2004.

The 2014 offense set several new records, many that were set just one year prior as Snider and the rest of the staff have been able to change the perception of Florida State being only a pitcher's school into one where the Seminoles perform all phases of the game at a high level. FSU broke the previous marks for runs scored (400), home runs (65), extra base hits (168), RBI (363), walks (318) and slugging percentage (.493). The Noles also finished with a .304 batting average, which was the first time since 1995 that the team had finished with a mark above .300.

FSU placed four position players on the 2014 All-ACC Team (O'Brien, Senas, East and Hamilton) and also four on the ACC All-Tournament Team (O'Brien, Gomez, Hensley and Brown).

Despite his short time in Tallahassee, Snider had coached numerous players who are now listed on FSU's single-season top 10 list in many categories. Maddie O'Brien set school records in home runs (24), walks (56), RBI (83) and slugging percentage (.942) in 2014 on her way to being an NFCA First Team All-American and the ACC Player of the Year. Courtney Senas added 15 home runs, 57 RBI and tied Tiffani Brown with 65 runs scored. In all, eight of the top nine home run, the top five walk, the top six RBI and four of the top six run totals in Florida State single-season history have come from players coached by Snider since 2012.







**1981 & 1982 AIAW NATIONAL CHAMPIONS • 30 NCAA APPEARANCES • 46 ALL-AMERICANS**

## **ASSISTANT COACH CRAIG SNIDER**

The success in 2014 only built upon the foundation laid in 2013 that set school marks for home runs (60), RBIs (316) and slugging percentage (.476). In no way was the offense one-dimensional, as the Seminoles also posted a .292 batting average and recorded 156 extra base hits, just two shy of the program record at the time.

Snider helped accomplish so much success at the plate despite being without three key everyday players who were out with season-ending injuries early in the year. Known as a tradition-rich program with enormous pitching feats, Snider helped give a vital boost to the Seminole bats that helped carry the team along with good pitching in 2013 and watched three position players in Senas, freshman Victoria East and Bullock earn All-ACC selections.

Arriving in the summer of 2011, Snider helped foster a winning attitude and developed tremendous camaraderie with student-athletes and recruits immediately. He worked actively to improve the individual performances of several student-athletes in the 2012 season, helping players such as Briana Hamilton, Tiffani Brown, Kirstin Austin and others record banner years. Hamilton and Brown earned selections to the All-ACC First Team for the first time in their careers, while Austin's noticeable improvement at the plate gave the Seminoles an enormous spark throughout the year.



In 2012, Snider's daily teachings helped the team establish a strong sense of plate discipline. FSU's 230 walks were vital toward manufacturing runs, with it being the team's highest total since 2004. Throughout the season, the Seminole offense proved to be a clutch-hitting bunch that could come through in late-game situations. It was also a fundamentally-sound group that improved greatly in situational hitting, contributing to its 47-16 overall record.

The Franklin, Ky. native has built a reputation for being a difference maker everywhere he has been, which includes Stephen F. Austin, Oklahoma, Centenary and Lindsey Wilson College. Over the last decade, Snider has propelled each of his teams toward tremendous improvement at the plate, and looks to continue his history of success as FSU's hitting coach.

In his most recent stint at Stephen F. Austin as an assistant coach, Snider helped turn the Southland Conference program around right away. He took over as hitting coach in 2007 following a season in which the Ladyjacks finished with a .229 batting average. Over the next three seasons, SFA batted .274 (2008), .275 (2009) and .278 (2010). He also led the team to sharp spikes in home runs, on-base percentage and slugging percentage, as SFA recorded 43 round-trippers in Snider's first season after hitting just 16 the season before.

At Stephen F. Austin, Snider took on several roles in guiding the program toward its recent success. He devised hitting and defensive workouts during the fall, directed all aspects of camps, developed team-building exercises, served as a fundraising arm, handled much of the recruiting and recruiting databases and oversaw his student-athlete's academic progress.

"I'm extremely impressed with Craig's character," FSU head coach Lonni Alameda said. "He is a genuine person who works hard and loves the game. He has been a part of bigger programs as well as mid majors and I believe that makes him a tremendous coach as you have to be very creative in your coaching as you relate to different styles of athletes. Craig also brings a wealth of recruiting connections. He is very good with people and respected by many and he will now embrace those relationships as a Seminole."

Snider, who has been involved as a coach in softball since 2001, previously assisted in producing three All-Americans at Oklahoma from 2005-06, and played a large role in creating scouting reports as a graduate assistant coach for the Sooners. At his alma mater of Centenary, he helped lead the school to two Mid-Con Tournament championships while providing analysis for recruiting, hitting, fielding and putting together chart systems. His versatility also included field maintenance and even putting together the team's highlight videos in 2004 and 2005.

At Lindsey Wilson College from 2001-03, Snider guided the team to batting averages above .300 every season. He was heavily involved in the recruiting process as an assistant coach and oversaw all summer camps.

In 2017, Snider joined the coaching staff of the USSSA Pride in the National Pro Fastpitch league.

Snider is married to his wife, Lauren, who is a native of Bellville, Texas. The two have one daughter, Riley and one son, Henry.



## VOLUNTEER ASST COACH KENDRA LYNCH



Kendra Lynch comes to Florida State after an exceptional career at the University of North Carolina. From 2014-17, Lynch was a dual-threat player for the Tar Heels, posting a batting average of .320, with 188 hits, 32 doubles, 52 home runs, 168 RBI and a .644 slugging percentage from the plate, while adding a 45-29 record in the circle with a 4.42 ERA and 280 strikeouts in the circle.

Lynch, earned NFCA All-American Second Team honors and was a Top 34 finalist for USA Softball Collegiate Player of the Year in 2017 after posting one of the best offensive seasons in UNC history - .374 batting average, .791 slugging, 144 total bases, 13 doubles, 21 home runs and 68 RBI, setting single-season records in RBI and total bases, while hitting the second-most home runs.

She handled nearly all of the pitching for UNC in 2016, working 80% of the defensive innings in the circle and setting single-season records for appearances (53), starts (47), innings (301.1) and complete games (33). She posted a 28-19 record, along with a save and five shutouts.

As a sophomore in 2015, Lynch started 43 games in the outfield, along with eight starts as a pitcher. She batted .302 while finishing fourth on the team with 12 home runs and 35 RBI, while amassing a record of 5-0 with 32 strikeouts in the circle.

The Indianapolis, Ind., native earned ACC Player of the Week twice in her career, as well as ACC Pitcher of the Week three times during her four years in Chapel Hill. She graduated in 2017 with a degree in Exercise and Sport Science and was a member of the Veteran Leaders program in the Richard A. Baddour Leadership Academy. She was awarded the title of Leader of Distinction, the highest award bestowed by the program.

## STUDENT ASSISTANT ELLIE COOPER



Ellie Cooper remains a part of the Florida State softball program, but takes her next step into the coaching ranks as a student assistant coach in 2018 after wearing the Garnet and Gold from 2014-2017.

Cooper led the Seminoles to four consecutive ACC regular season and ACC Tournament Championships, four appearances in the NCAA Super Regional round and two trips to the Women's College World Series (2014 and 2016).

A two-time All-ACC member and an NFCA All-Region member in 2016, she finished her career with a .319 batting average, 191 hits, 141 runs scored, 31 doubles, seven triples, seven home runs, 122 RBI, 80 walks and 26 stolen bases. Her 122 RBI rank 10th all-time in Florida State history, while her runs scored and walk totals are just outside the top 10.

The team captain in 2017, Cooper not only led the Noles on the field, but also helped set the tone for the program off the field as a member of the FSU Softball Tribe. The softball team has consistently given back to the community and in 2014 and 2015 earned the FSU Director's Cup for Service, given to the athletic program that amassed the most community service hours per team on campus.

Cooper also excelled in the classroom, earning All-ACC Academic Team and NFCA Scholar-Athlete honors throughout her career, as well as receiving CoSIDA Academic All-Region First Team honors in 2015.

She has been a member of the New Zealand National Team since 2012 and its team captain since 2016. She has played all over the world in Junior and Senior level tournaments and World Championships.



1981 & 1982 AIAW NATIONAL CHAMPIONS • 30 NCAA APPEARANCES • 46 ALL-AMERICANS

# SOFTBALL SUPPORT STAFF



**Erin Dechellis**  
*Coordinator of Advising*



**Craig Campanozzi**  
*Video Coordinator*



**Wendy Byers**  
*Accounting Specialist*



**Justin Jacobs**  
*Director of Information  
Technology Services*



**Ross Shackelford**  
*Marketing Assistant*



**Anthony Santiago**  
*Director of Softball Operations*



**Robin Ahrberg**  
*Head Softball Equipment Manager*



**Eunice Hernandez**  
*Athletic Trainer*



**Kelly Borges**  
*Strength and Conditioning*



**Alex Gallant**  
*Assistant Director of  
Event Management*



**Kyle Slaton**  
*Director of Turf Management*



**Sydney Broderick**  
*Student Manager*



**Sam Sagreto**  
*Student Manager*




**Taylor Zitello, Katie Baker, Alex Gleicher, Rachel Magee**  
*Student Managers*

**Support Staff Not Pictured:** Steele Cunningham - Grounds Crew; Nika Walker & Shania McDermott - Student Athletic Trainers




# 2017 SEASON IN REVIEW

- The Seminoles earned their first-ever No. 1 national ranking on February 21, which was held for eight consecutive weeks. The eight No. 1 rankings is the 12th-most all time among the 17 schools to ever hold the top spot in the National Fastpitch Coaches Association poll.
- Advanced to the NCAA Super Regional for the fifth season in a row and appeared in the NCAA Tournament for 30th time overall and 18th consecutive year, becoming one of nine schools to participate in the NCAA postseason every year since 2000 - Alabama, Arizona, Louisiana, Michigan, Notre Dame, Oklahoma, UCLA and Washington. The Seminoles have won each of their last 13 games in the regional round of the NCAA Tournament and have outscored their opponents by a combined score of 47-11. FSU is 59-39 all-time in the NCAA Regional Round.
- FSU was a No. 4 national seed in the NCAA Tournament, which was the highest post-season ranking in school history. The Noles have been one of the top eight national seeds in three of the last four seasons.
- Won its fourth straight ACC Championship and 15th overall, defeating Virginia (16-0), Notre Dame (6-0) and North Carolina (4-3) at the ACC Tournament in Chapel Hill, N.C.
- Matched or set eight different records during the ACC Championship: Anna Shelnutt tied a single-game record with two home runs against Virginia on May 11, while her seven RBI broke the previous record of five. Those seven runs were part of a 12-run third inning against the Cavaliers, setting a new record for runs in an inning, and helping the Noles break the record for runs in a game with 16. Overall, FSU hit four home runs in the game to tie the previous record, while the 16 RBI set a new single-game mark. As a team, the Seminoles drove in 26 RBI in their three games, tying the record set by Georgia Tech in 2006 over five games.
- Earned fifth straight ACC regular season championship with a perfect 24-0 record in the ACC. Became the first Power 5 school to go undefeated in conference play since Nebraska (16-0) in 1998.
- Lonni Alameda was named ACC Coach of the Year for the fifth year in a row.
- Placed a league-record six members on the All-ACC First Team - Jessie Warren, Jessica Burroughs, Morgan Klaevemann, Sydney Broderick, Alex Powers and Meghan King. Warren was named ACC Player of the Year and ACC Defensive Player of the Year, while Burroughs received ACC Pitcher of the Year honors for the second year in a row. Sophomore Cali Harrod was also selected to the All-ACC Second Team.
- Had four student-athletes named NFCA All-Americans – Jessie Warren, Jessica Burroughs, Morgan Klaevemann and Alex Powers. It marked the first time in the fastpitch era (since 1984) that the Noles have had four All-Americans in one season.
- It also increased the total to 12 NFCA All-Americans in nine seasons under Alameda.
- Morgan Klaevemann was also named a CoSIDA Academic All-American, becoming just the second Seminole to receive both athletic and academic All-American honors in the same year, joining Brandi Stuart (2002)
- Florida State tied a school record with six members on the NFCA Southeast All-Region teams, including four on the First Team. Redshirt seniors Jessica Burroughs and Alex Powers, along with juniors Jessie Warren and Morgan Klaevemann were chosen on the First Team, while senior Sydney Broderick and redshirt sophomore Meghan King were named to the Second and Third Teams, respectively. It was the fifth time in school history





## 2017 SEASON IN REVIEW



that the Seminoles had six student-athletes chosen to the NFCA All-Region Teams.

- Jessica Burroughs (Feb. 21) and Jessie Warren (April 11) each received NFCA National Player of the Week honors.
- Jessica Burroughs was the No. 1 overall pick in the 2017 NPF Draft, becoming just the third Seminole ever to be selected No. 1 in a professional draft (Paul Wilson – 1994 MLB, Jameis Winston – 2015 NFL).
- Alex Powers received the 2017 Senior CLASS Award for softball, a national award given for excellence in the community, classroom, character and competition. She is the third Seminole ever to win the Senior CLASS Award, joining baseball's James Ramsey (2012) and softball's Lacey Waldrop (2015)

- Powers was also selected as the 2017 ACC Scholar-Athlete of the Year as Florida State placed seven members on the All-ACC Academic Team as Powers was joined by Morgan Klaevemann, Sydney Broderick, Ellie Cooper, Meghan King, Dani Morgan and Anna Shelnett
- Individual records were broken in 2017 as Alex Powers became the all-time leader in doubles (51) and tied the single-season mark in doubles (19), Jessie Warren passed the previous record for career home runs (62), and Jessica Burroughs tied the career (9) and single-season (4) marks for saves.
- The Seminoles were well represented on the ACC weekly accolades as an FSU student-athlete was recognized eight times during the 2017 season. Jessica Burroughs led the team with four ACC Pitcher of the Week awards (Feb. 21, March 7, March 21, March 28), while Jessie Warren was selected as ACC Player of the Week on March 21 and May 2, while Carsyn Gordon (March 28 - Player) and Meghan King (May 2 - Pitcher) each received one honor apiece.
- Jessica Burroughs and Jessie Warren were both among the Top 10 Finalists for the USA Softball Collegiate Player of the Year. Florida State was one of two schools to have multiple players on the list, joining Arizona's Katyiana Mauga and Danielle O'Toole. The ACC led all conferences with three finalists, as Syracuse's Sydney O'Hara was also honored.
- Florida State had outstanding defense in 2017, recording 25 shutouts on the season in their 64 games played. Along with the 25 shutouts, which obviously meant that no runner reached home plate, there were 14 games that an opposing runner did not reach third base. Also, there were three games - Florida A&M (Feb. 11), Georgia Tech (March 5) and at Virginia (April 26) - where no runner reached second base.





NINE WOMEN'S COLLEGE WORLD SERIES APPEARANCES • 15 ACC CHAMPIONSHIPS

# 2017 FINAL STATISTICS

Record: 55-8-1 Home: 29-2 Away: 19-5 Neutral: 7-1-1 ACC: 24-0

Player	avg	gp-gs	ab	r	h	2b	3b	hr	rbi	tb	slg%	bb	hp	so	gdp	ob%	sf	sh	sb-att	po	a	e	fld%	
30 Jessie Warren	.413	64-64	179	61	74	14	4	23	68	165	.922	35	19	16	2	.538	5	0	6-8	51	147	13	.938	
2 Morgan Klaevemann	.410	58-58	166	52	68	4	2	0	8	76	.458	25	2	27	0	.492	0	6	36-41	49	1	3	.943	
11 Alex Powers	.360	64-63	189	54	68	19	0	10	51	117	.619	36	2	24	1	.459	4	0	6-9	357	2	9	.976	
34 Sydney Broderick	.345	63-59	168	34	58	13	1	5	36	88	.524	30	2	21	0	.446	2	0	1-1	311	12	1	.997	
12 Carsyn Gordon	.321	60-59	159	36	51	3	5	7	44	85	.535	30	3	16	0	.433	2	1	3-7	86	3	3	.967	
1 Dani Morgan	.318	62-58	173	42	55	11	4	5	36	89	.514	11	12	21	0	.390	4	4	9-9	65	8	1	.986	
14 Ellie Cooper	.299	63-62	177	36	53	12	0	2	40	71	.401	23	8	18	1	.393	6	6	10-11	98	91	6	.969	
10 Cali Harrod	.295	64-64	176	41	52	11	5	9	41	100	.568	23	1	39	0	.374	3	4	21-23	63	119	15	.924	
-----																								
9 Deja Bush	.333	43-3	9	13	3	0	0	0	1	3	.333	3	0	1	0	.500	0	0	14-21	2	0	0	1.000	
8 Korina Rosario	.300	51-5	20	18	6	0	2	1	3	13	.650	4	0	7	0	.400	1	2	1-2	17	0	0	1.000	
13 Anna Shelnutt	.277	38-21	47	7	13	2	1	5	17	32	.681	9	0	12	0	.386	1	2	0-0	138	6	2	.986	
70 Cassidy Davis	.242	33-22	62	9	15	2	0	2	11	23	.371	10	1	20	2	.347	2	0	0-0	0	2	0	1.000	
6 Zoe Casas	.232	44-30	82	12	19	2	0	2	17	27	.329	14	0	21	0	.337	2	1	0-0	6	0	0	1.000	
21 Sabrina Stutsman	.211	16-8	19	1	4	1	0	0	2	5	.263	4	1	8	0	.360	1	0	0-0	0	0	0	.000	
26 Leslie Farris	.125	25-0	16	5	2	0	0	0	1	2	.125	4	1	6	0	.333	0	0	1-1	7	13	1	.952	
44 Lauren Harris	.000	18-1	2	3	0	0	0	0	1	0	.000	1	0	1	0	.250	1	0	0-0	3	0	0	1.000	
48 Meghan King	.000	1-0	2	0	0	0	0	0	0	0	.000	0	0	2	0	.000	0	0	0-0	0	32	2	.941	
16 Jessica Burroughs	.000	1-1	0	0	0	0	0	0	0	0	.000	0	0	0	0	.000	0	0	0-0	2	15	0	1.000	
Totals	.329	64	1646	424	541	94	24	71	377	896	.544	262	52	260	6	.429	34	26	108-133	1255	452	56	.968	
Opponents	.198	64	1536	118	304	43	2	15	108	396	.258	93	17	417	14	.250	7	16	26-36	1183	426	70	.958	

LOB - Team (417), Opp (296). DPs turned - Team (24), Opp (13). TPs turned - Team (1), Opp (1). CI - Team (0), Opp (4). IBB - Team (5), Warren, J. 5, Opp (2).

**(All games Sorted by Earned run avg)**

Player	era	w-l	app	gs	cg	sho	sv	ip	h	r	er	bb	so	2b	3b	hr	b/avg	wp	hp	bk	sfa	sha		
16 Jessica Burroughs	1.22	27-5	44	34	11	7/9	4	195.0	109	42	34	31	266	18	1	8	.158	9	10	0	2	9		
48 Meghan King	1.50	27-3	42	29	7	5/10	3	182.0	147	51	39	39	129	18	1	6	.216	5	6	0	4	7		
-----																								
70 Cassidy Davis	1.96	1-0	25	1	0	0/8	1	35.2	41	17	10	15	17	7	0	1	.293	2	0	0	0	0		
23 Tessa Daniels	4.85	0-0	4	0	0	0/2	0	4.1	3	4	3	6	4	0	0	0	.188	1	1	0	0	0		
22 Abby Evans	10.50	0-0	2	0	0	0/0	0	1.1	4	4	2	2	1	0	0	0	.500	0	0	0	1	0		
Totals	1.47	55-8	64	64	18	25/13	8	418.1	304	118	88	93	417	43	2	15	.198	17	17	0	7	16		
Opponents	6.44	8-55	64	64	28	4/1	0	394.1	541	424	363	262	260	94	24	71	.329	35	52	4	34	26		

PB - Team (4), Shelnutt, A. 4, Opp (6). Pickoffs - Team (3), Broderick, S 3. SBA/ATT - Broderick, S (19-24), King, M. (12-17), Shelnutt, A. (7-12), Burroughs, J (10-11), Davis, C. (3-7), Daniels, T. (1-1).





# 2017 ACC STANDINGS AND RESULTS

Team	Conference						Overall						
	W	L	Pct	Hm	Rd	Neu	W	L	T	Pct	Hm	Rd	Neu
<b>Florida State</b> .....	<b>24</b>	<b>0</b>	<b>1.000</b>	<b>12-0</b>	<b>12-0</b>	<b>0-0</b>	<b>55</b>	<b>8</b>	<b>1</b>	<b>.867</b>	<b>29-2</b>	<b>19-5</b>	<b>7-1-1</b>
Louisville.....	14	8	.636	6-6	8-2	0-0	31	19	0	.620	15-10	8-3	8-6
North Carolina.....	14	9	.609	10-2	4-7	0-0	40	21	0	.656	25-7	7-10	8-4
Boston College.....	14	9	.609	9-2	5-7	0-0	31	22	0	.585	12-3	8-11	11-8
Notre Dame.....	13	11	.542	7-5	6-6	0-0	34	23	0	.596	14-6	8-8	12-9
Syracuse.....	10	10	.500	4-5	6-5	0-0	31	19	0	.620	8-6	12-8	11-5
NC State.....	10	14	.417	5-7	5-7	0-0	18	38	0	.321	7-16	7-16	4-6
Virginia.....	9	15	.375	4-8	5-7	0-0	22	32	0	.407	7-10	9-17	6-5
Georgia Tech.....	8	16	.333	6-6	2-10	0-0	19	34	0	.358	15-16	4-13	0-5
Pitt.....	7	17	.292	6-6	1-11	0-0	24	23	0	.511	8-7	6-13	10-3
Virginia Tech.....	5	19	.208	3-9	2-10	0-0	19	34	0	.358	8-13	3-18	8-3

Record vs. Non-ACC Opponents: 188-137-1, .578

### ACC Tournament Results

Chapel Hill, N.C., May 11-13  
**Thursday**  
 #1 Florida State d. #8 Virginia.....16-0  
 #5 Notre Dame d. #4 Boston College.....9-5  
 #7 NC State d. #2 Louisville.....5-2  
 #3 North Carolina d. #6 Syracuse.....8-4  
**Friday**  
 Florida State d. Notre Dame.....6-0  
 North Carolina d. NC State.....8-7  
**Saturday**  
 Florida State d. North Carolina.....4-3

### ACC All-Tournament Team

Florida State (5): Jessica Burroughs, Dani Morgan, Carsyn Gordon, Anna Shelnett, Meghan King  
 North Carolina (3): Kendra Lynch, Brittany Pickett, Leah Murray  
 Notre Dame (1): Caitlyn Brooks  
 NC State (2): Jessica Moore, Peyton Silverman,  
 ACC Tournament Most Valuable Player Dani Morgan, FS

### NCAA Tournament Results

Regionals, May 19-22  
 Super Regionals, May 26-28  
 Regionals at Tallahassee, Fla.  
 Florida State d. Princeton.....3-1  
 Florida State d. Georgia.....7-1  
 Florida State d. Georgia.....8-5  
 Regionals at Oxford, Miss.  
 Arizona State d. North Carolina.....9-3  
 North Carolina d. Southern Illinois.....4-0  
 North Carolina d. Arizona State.....3-2  
 Mississippi d. North Carolina.....7-2  
 Regionals at Auburn, Ala.  
 California d. Notre Dame.....6-2  
 Notre Dame d. East Tennessee St.....7-6  
 California d. Notre Dame.....5-3  
 Super Regionals at Tallahassee, Fla.  
 Florida State d. LSU.....3-1  
 LSU d. Florida State.....1-0  
 LSU d. Florida State.....6-4

### NFCA All-Americans

3B Jessie Warren, FS.....1st Tm  
 P/At-L Jessica Burroughs, FS.....1st Tm  
 OF Morgan Klaevemann, FS.....2nd Tm  
 DP/UT Kendra Lynch, NC.....2nd Tm  
 1B Alex Powers, FS.....3rd Tm  
 UT/P Sydney O'Hara, SU.....3rd Tm

### ACC Players of the Week

Feb. 14.....Jordan Chimento, BC  
 Feb. 21.....Katie Bailiff, NC  
 Feb. 28.....Kendra Lynch, NC  
 March 7.....Vanessa Gonzalez, VT  
 March 14.....Tatiana Cortez, BC and Kendra Lynch, NC  
 March 21.....Jessie Warren, FS  
 March 28.....Carsyn Gordon, FS  
 April 4.....Aysha Richardson, VT  
 April 11.....McKayla Taylor, UP  
 April 18.....Faith Cain, SU  
 April 25.....McKall Miller, VA  
 May 2.....Jessie Warren, FS  
 May 9.....Maryssa Becker, UL

### ACC Pitchers of the Week

Feb. 14.....Brittany Knight, UP  
 Feb. 21.....Jessica Burroughs, FS  
 Feb. 28.....Kayla Harris, UP

March 7.....Jessica Burroughs, FS  
 March 14.....Brittany Pickett, NC  
 March 21.....Jessica Burroughs, FS  
 March 28.....Jessica Burroughs, FS  
 April 4.....Jessica Dreswick, BC  
 April 11.....Katie Beriont, ND  
 April 18.....Brittany Pickett, NC and Alexa Romero, SU  
 April 25.....Erika Osherow, VA  
 May 2.....Meghan King, FS  
 May 9.....Jordan Weed, BC

### All-ACC Academic Team

Boston College (1): Taylor Coroneos  
 Florida State (7): Sydney Broderick, Dani Morgan, Ellie Cooper, Alex Powers, Meghan King, Anna Shelnett, Morgan Klaevemann  
 Georgia Tech (2): Emily Anderson, Jessica Kowalewicz  
 Louisville (3): Caitlin Ferguson, Morgan Meyer, Jordan McNary  
 North Carolina (2): Kendra Lynch, Brittany Pickett  
 NC State (2): Jade Caraway, Molly Martin  
 Notre Dame (5): Katie Beriont, Kimmy Sullivan, Katie Marino, Karley Wester, Rachel Nasland  
 Pitt (2): Olivia Gray, Kaitlin Manuel  
 Syracuse (1): Samantha Fernandez  
 Virginia (2): Allison Davis, Erika Osherow  
 Virginia Tech (3): Breanna Davenport, Vanessa Gonzalez, Carrie Eberle

### All-Atlantic Coast Conference Teams

**First Team**  
 Jessica Dreswick.....BC  
 Chloe Sharabba.....BC  
 Sydney Broderick.....FS  
 Jessica Burroughs.....FS  
 Meghan King.....FS  
 Morgan Klaevemann.....FS  
 Alex Powers.....FS  
 Jessie Warren.....FS  
 Brittany Pickett.....NC  
 Tyler Ross.....ST  
 Ali Wester.....ND  
 Karley Wester.....ND  
 Alicia Hansen.....SU  
 Sydney O'Hara.....SU  
 Katie Park.....VA

**Second Team**  
 Tatiana Cortez.....BC  
 Annie Murphy.....BC  
 Cali Harrod.....FS  
 Maryssa Becker.....UL  
 Jordan McNary.....UL  
 Morgan Meyer.....UL  
 Nicole Pufahl.....UL  
 Kendra Lynch.....NC  
 Leah Murray.....NC  
 Taylor Wike.....NC  
 Jade Caraway.....ST  
 Morgan Reed.....ND  
 Melissa Rochford.....ND  
 Kaitlin Fitzgerald.....VA  
 Breanna Davenport.....VT

**ACC All-Freshman Team**  
 Dani Morgan.....FS  
 Caitlin Ferguson.....UL  
 Brittany Pickett.....NC  
 Jade Caraway.....ST  
 Peyton Silverman.....ST  
 Valerie Ortega.....UP

Alexa Romero.....SU  
 Carrie Eberle.....VT  
**ACC Player of the Year**.....Jessie Warren, FS  
**ACC Pitcher of the Year**.....Jessica Burroughs, FS  
**ACC Freshman of the Year**.....Brittany Pickett, NC  
**ACC Def. Player of the Year**.....Jessie Warren, FS  
**ACC Coach of the Year**.....Lonni Alameda, FS

### ACC Softball Scholar-Athlete of the Year

Alex Powers, FS  
 CoSIDA Academic All-American  
 Morgan Klaevemann, FS.....3rd Tm  
 Senior CLASS Award.....Alex Powers, FS

### Final USA Today/NFCA Division I Poll

1. Oklahoma.....14. Utah  
 2. Florida.....15. Minnesota  
 3. Washington.....16. Mississippi  
 4. Oregon.....17. Kentucky  
 5. UCLA.....18. James Madison  
 6. LSU.....19. Louisiana  
 7. Baylor.....20. Michigan  
 8. Texas A&M.....21. Brigham Young  
 9. Arizona.....22. Tulsa  
 10. Florida State.....23. Arizona State  
 11. Tennessee.....24. Marshall  
 12. Alabama.....25. Georgia and South Carolina  
 13. Auburn

### Final ESPN/USA Softball Poll

1. Oklahoma.....14. Minnesota  
 2. Florida.....15. Mississippi  
 3. Oregon.....16. Utah  
 4. Washington.....17. Kentucky  
 5. UCLA.....18. James Madison  
 6. LSU.....19. Louisiana  
 7. Baylor.....20. Michigan  
 8. Texas A&M.....21. Brigham Young  
 9. Arizona.....22. Tulsa  
 10. Florida State.....23. Arizona State  
 11. Alabama.....24. Illinois  
 12. Tennessee.....25. Oklahoma State  
 13. Auburn

### 2017 Individual ACC Statistical Leaders

Batting Average - Sydney O'Hara, SU.....476  
 Home Runs - Jessie Warren, FS.....23  
 RBI - Kendra Lynch, NC & Jessie Warren, FS.....68  
 Runs Scored - Jessie Warren, FS.....61  
 Base Hits - Leah Murray, NC, Ali Wester, ND & Jessie Warren, FS.....74  
 Doubles - Alex Powers, FS.....19  
 Triples - Carsyn Gordon, FS, Morgan Reed, ND, Jade Caraway, ST, Cali Harrod, FS.....5  
 Stolen Bases - Leah Murray, NC.....38  
 Slugging Percentage - Jessie Warren, FS......922  
 Earned Run Average - Jessica Burroughs, FS.....1.22  
 Victories - Meghan King, FS, Jessica Burroughs, FS.....27  
 Strikeouts - Jessica Burroughs, FS.....266  
 Saves - Sydney O'Hara, SU, Brittany Pickett, NC.....6

### 2017 Team ACC Statistical Leaders

Batting Average - Florida State......329  
 Earned Run Average - Florida State.....1.47  
 Fielding Percentage - Pitt......975  
 Scoring - Florida State.....6.63



# 2017 TEAM GAME HIGHS

## Batting

At bats:	38	-	at Syracuse (Apr 08, 2017)
	38	-	at Louisville (Apr 23, 2017)
	38	-	vs Florida (May 03, 2017)
Runs scored:	18	-	at Syracuse (Apr 08, 2017)
Hits:	16	-	vs Georgia Tech (Mar 04, 2017)
	16	-	vs Pitt (Apr 01, 2017)
RBI's:	18	-	at Syracuse (Apr 08, 2017)
Doubles:	5	-	vs Nebraska (Feb 19, 2017)
Triples:	3	-	vs Lipscomb (Feb 10, 2017)
Home runs:	5	-	at Syracuse (Apr 08, 2017)
Total bases:	35	-	at Syracuse (Apr 08, 2017)
Walks:	10	-	at Syracuse (Apr 09, 2017)
Strikeouts:	21	-	vs Florida (May 03, 2017)
Sac hits:	2	-	vs UCLA (Feb 26, 2017 at Cathedral City, CA)
	2	-	at Syracuse (Apr 09, 2017)
	2	-	vs Georgia (May 21, 2017)
Sac flies:	2	-	(6 times )
Stolen bases:	5	-	(6 times )
Hit by pitch:	4	-	vs Michigan (Feb 26, 2017 at Cathedral City, CA)
Caught stealing:	3	-	vs Georgia Tech (Mar 03, 2017)
Runners LOB:	13	-	vs Stanford (Feb 23, 2017 at Cathedral City, CA)
Hit into DP:	2	-	vs Notre Dame (Mar 18, 2017)
	2	-	at Louisville (Apr 23, 2017)

## Fielding

Putouts:	33	-	vs Florida (May 03, 2017)
Assists:	14	-	vs Notre Dame (Mar 17, 2017)
	14	-	at Louisville (Apr 24, 2017)
Errors:	5	-	at Louisville (Apr 23, 2017)
Passed balls:	1	-	(4 times )
DPs turned:	2	-	vs Stanford (Feb 23, 2017 at Cathedral City, CA)
	2	-	at Louisville (Apr 24, 2017)
	2	-	vs Georgia (May 20, 2017)

## Pitching

Innings pitched:	11.0	-	vs Florida (May 03, 2017)
Runs allowed:	11	-	at Oregon (May 06, 2017)
Earned runs:	7	-	vs Georgia Tech (Mar 04, 2017)
	7	-	at Syracuse (Apr 08, 2017)
	7	-	at South Carolina (Apr 14, 2017)
Walks allowed:	5	-	vs Michigan (Feb 26, 2017 at Cathedral City, CA)
Strikeouts:	14	-	vs Georgia Tech (Mar 03, 2017)
Hits allowed:	15	-	at Syracuse (Apr 08, 2017)
Doubles allowed:	4	-	at Virginia Tech (Mar 10, 2017)
Triples allowed:	1	-	vs Marshall (Feb 12, 2017)
	1	-	vs LSU (May 28, 2017)
Homers allowed:	2	-	at Virginia Tech (Mar 10, 2017)
	2	-	at South Carolina (Apr 14, 2017)





# 2017 INDIVIDUAL GAME HIGHS

## Batting

At bats:	5	- (14 times )
Runs scored:	4	- Alex Powers at Virginia Tech (Mar 10, 2017)
Hits:	4	- (4 times )
RBI's:	7	- Anna Shelnutt vs Virginia (May 11, 2017 at Chapel Hill, N.C.)
Doubles:	3	- Alex Powers vs Nebraska (Feb 19, 2017)
Triples:	2	- Dani Morgan at Syracuse (Apr 08, 2017)
Home runs:	2	- (6 times )
Total bases:	9	- Cali Harrod vs Marshall (Feb 12, 2017)
	9	- Carsyn Gordon at Syracuse (Apr 08, 2017)
	9	- Jessie Warren vs North Carolina (Apr 29, 2017)
Walks:	3	- (4 times )
Strikeouts:	4	- Cali Harrod vs Michigan (Feb 26, 2017 at Cathedral City, CA)
Sac hits:	1	- (26 times )
Sac flies:	1	- (34 times )
Stolen bases:	4	- Morgan Klavemann vs Nebraska (Feb 19, 2017)
Hit by pitch:	2	- Ellie Cooper vs Michigan (Feb 26, 2017 at Cathedral City, CA)
	2	- Jessie Warren vs Georgia Tech (Mar 03, 2017)
	2	- Dani Morgan vs Notre Dame (Mar 19, 2017)
Caught stealing:	1	- (25 times )
Runners LOB:	9	- Dani Morgan vs Stanford (Feb 23, 2017 at Cathedral City, CA)

## Fielding

Putouts:	14	- Sydney Broderick vs Georgia Tech (Mar 03, 2017)
	14	- Alex Powers vs Florida (May 03, 2017)
Assists:	7	- Jessie Warren vs Stanford (Feb 23, 2017 at Cathedral City, CA)
	7	- Cali Harrod at Louisville (Apr 24, 2017)
Errors:	2	- Ellie Cooper at Louisville (Apr 23, 2017)
	2	- Cali Harrod at Oregon (May 06, 2017)
Passed balls:	1	- (4 times )

## Pitching

Innings pitched:	8.2	- Jessica Burroughs at Oregon (May 07, 2017)
Runs allowed:	9	- Meghan King at Syracuse (Apr 08, 2017)
Earned runs:	7	- Meghan King at Syracuse (Apr 08, 2017)
Walks allowed:	3	- (8 times )
Strikeouts:	14	- Jessica Burroughs vs Georgia Tech (Mar 03, 2017)
Hits allowed:	14	- Meghan King at Syracuse (Apr 08, 2017)
Doubles allowed:	4	- Cassidy Davis at Virginia Tech (Mar 10, 2017)
Triples allowed:	1	- Jessica Burroughs vs Marshall (Feb 12, 2017)
	1	- Meghan King vs LSU (May 28, 2017)
Homers allowed:	1	- (15 times )
Wild pitches:	2	- Jessica Burroughs at Florida (Apr 12, 2017)
	2	- Jessica Burroughs at Oregon (May 07, 2017)
Hit batters:	3	- Jessica Burroughs at Florida (Apr 12, 2017)



NINE WOMEN'S COLLEGE WORLD SERIES APPEARANCES • 15 ACC CHAMPIONSHIPS

# 2017 GAME-BY-GAME RESULTS

Date	Opponent	Score	Inns	Overall	ACC	Pitcher of record	Attend	Time
Feb 10, 2017	LIPSCOMB	w 13-1	5	1-0-0	0-0-0	Burroughs, J (W 1-0)	874	1:43
Feb 10, 2017	FURMAN	w 5-1	7	2-0-0	0-0-0	King, M. (W 1-0)	874	1:32
Feb 11, 2017	MARSHALL	w 1-0	7	3-0-0	0-0-0	King, M. (W 2-0)	934	1:36
Feb 11, 2017	FURMAN	w 9-1	6	4-0-0	0-0-0	Burroughs, J (W 2-0)	934	1:26
Feb 12, 2017	MARSHALL	w 7-0	7	5-0-0	0-0-0	King, M. (W 3-0)	587	2:01
Feb 15, 2017	FLORIDA A&M	w 5-0	7	6-0-0	0-0-0	Davis, C. (W 1-0)	288	1:50
Feb 17, 2017	NORTHWESTERN	w 3-2	7	7-0-0	0-0-0	Burroughs, J (W 3-0)	649	2:17
Feb 18, 2017	NORTHWESTERN	w 7-0	7	8-0-0	0-0-0	Burroughs, J (W 4-0)	593	1:57
Feb 18, 2017	NEBRASKA	w 9-0	5	9-0-0	0-0-0	King, M. (W 4-0)	593	1:29
Feb 19, 2017	NEBRASKA	w 8-0	7	10-0-0	0-0-0	Burroughs, J (W 5-0)	588	2:03
Feb 23, 2017	vs #18 Texas A&M	L 0-2	7	10-1-0	0-0-0	Burroughs, J (L 4-1)	424	1:44
Feb 23, 2017	vs Stanford	w 8-2	7	11-1-0	0-0-0	King, M. (W 5-0)	121	2:07
Feb 24, 2017	vs San Diego State	w 6-4	7	12-1-0	0-0-0	Burroughs, J (W 6-1)	137	2:03
Feb 25, 2017	vs #9 Arizona	w 1-0	7	13-1-0	0-0-0	King, M. (W 6-0)	687	1:31
# Feb 26, 2017	vs #4 UCLA	w 2-1	7	14-1-0	0-0-0	Burroughs, J (W 7-1)	792	1:54
Feb 26, 2017	vs #14 Michigan	T 5-5	7	14-1-1	0-0-0	None	1013	2:37
* Mar 03, 2017	GEORGIA TECH	w 4-0	7	15-1-1	1-0-0	Burroughs, J (W 8-1)	483	1:52
* Mar 04, 2017	GEORGIA TECH	w 13-8	7	16-1-1	2-0-0	King, M. (W 7-0)	874	2:10
* Mar 05, 2017	GEORGIA TECH	w 8-0	5	17-1-1	3-0-0	Burroughs, J (W 9-1)	633	1:36
Mar 08, 2017	NORTH FLORIDA-1	w 8-0	5	18-1-1	3-0-0	King, M. (W 8-0)	-	1:22
Mar 08, 2017	NORTH FLORIDA-2	w 3-0	7	19-1-1	3-0-0	Burroughs, J (W 10-1)	318	1:40
* Mar 10, 2017	at Virginia Tech-1	w 12-3	5	20-1-1	4-0-0	King, M. (W 9-0)	-	1:41
* Mar 10, 2017	at Virginia Tech-2	w 13-2	5	21-1-1	5-0-0	Burroughs, J (W 11-1)	247	1:20
* Mar 11, 2017	at Virginia Tech	w 5-2	7	22-1-1	6-0-0	King, M. (W 10-0)	324	1:52
Mar 14, 2017	at FGCU	w 7-0	7	23-1-1	6-0-0	Burroughs, J (W 12-1)	531	1:38
Mar 15, 2017	vs Canisius	w 9-1	6	24-1-1	6-0-0	Burroughs, J (W 13-1)	48	1:32
Mar 15, 2017	at FGCU	w 13-1	5	25-1-1	6-0-0	King, M. (W 11-0)	77	1:38
* Mar 17, 2017	NOTRE DAME	w 6-0	7	26-1-1	7-0-0	King, M. (W 12-0)	449	1:53
* Mar 18, 2017	NOTRE DAME	w 6-0	7	27-1-1	8-0-0	Burroughs, J (W 14-1)	893	1:53
* Mar 19, 2017	NOTRE DAME	w 16-0	5	28-1-1	9-0-0	King, M. (W 13-0)	712	1:57
Mar 22, 2017	at UCF	w 4-0	7	29-1-1	9-0-0	King, M. (W 14-0)	947	1:20
* Mar 24, 2017	at Virginia	w 13-1	5	30-1-1	10-0-0	Burroughs, J (W 15-1)	206	1:30
* Mar 25, 2017	at Virginia	w 8-0	6	31-1-1	11-0-0	King, M. (W 15-0)	318	1:44
* Mar 26, 2017	at Virginia	w 10-0	6	32-1-1	12-0-0	Burroughs, J (W 16-1)	182	1:32
* Mar 31, 2017	PITT	w 14-3	5	33-1-1	13-0-0	Burroughs, J (W 17-1)	781	1:21
* Apr 01, 2017	PITT	w 12-4	6	34-1-1	14-0-0	King, M. (W 16-0)	894	1:39
* Apr 02, 2017	PITT	w 5-0	7	35-1-1	15-0-0	Burroughs, J (W 18-1)	884	1:38
* Apr 08, 2017	at Syracuse	w 18-9	7	36-1-1	16-0-0	King, M. (W 17-0)	227	2:24
* Apr 09, 2017	at Syracuse-1	w 13-4	5	37-1-1	17-0-0	Burroughs, J (W 19-1)	216	2:03
* Apr 09, 2017	at Syracuse-2	w 6-5	7	38-1-1	18-0-0	Burroughs, J (W 20-1)	310	1:36
Apr 12, 2017	at #3 Florida	L 0-1	7	38-2-1	18-0-0	King, M. (L 17-1)	2574	2:00
Apr 14, 2017	at South Carolina	L 2-7	7	38-3-1	18-0-0	Burroughs, J (L 20-2)	1639	2:07
Apr 15, 2017	at South Carolina	w 3-1	7	39-3-1	18-0-0	King, M. (W 18-1)	1709	1:48
Apr 18, 2017	at Troy-1	w 9-3	7	40-3-1	18-0-0	Burroughs, J (W 21-2)	702	1:48
Apr 18, 2017	at Troy-2	w 2-0	7	41-3-1	18-0-0	King, M. (W 19-1)	656	1:32
* Apr 23, 2017	at Louisville-1	w 11-0	5	42-3-1	19-0-0	Burroughs, J (W 22-2)	-	1:30
* Apr 23, 2017	at Louisville-2	w 4-3	(10)	43-3-1	20-0-0	King, M. (W 20-1)	517	2:20
* Apr 24, 2017	at Louisville	w 5-4	7	44-3-1	21-0-0	King, M. (W 21-1)	309	1:55
* Apr 28, 2017	NORTH CAROLINA	w 3-0	7	45-3-1	22-0-0	King, M. (W 22-1)	787	1:25
* Apr 29, 2017	NORTH CAROLINA	w 8-1	7	46-3-1	23-0-0	King, M. (W 23-1)	1194	1:51
* Apr 30, 2017	NORTH CAROLINA	w 6-2	7	47-3-1	24-0-0	Burroughs, J (W 23-2)	891	1:38
May 03, 2017	#1 FLORIDA	w 3-1	(11)	48-3-1	24-0-0	King, M. (W 24-1)	2509	2:35
May 06, 2017	at #5 Oregon-1	L 0-11	5	48-4-1	24-0-0	King, M. (L 24-2)	-	1:37
May 06, 2017	at #5 Oregon-2	L 1-3	7	48-5-1	24-0-0	Burroughs, J (L 23-3)	2517	1:47
May 07, 2017	at #5 Oregon	L 1-2	(9)	48-6-1	24-0-0	Burroughs, J (L 23-4)	2517	2:15
+ May 11, 2017	vs Virginia	w 16-0	5	49-6-1	24-0-0	Burroughs, J (W 24-4)	0	1:28
+ May 12, 2017	vs Notre Dame	w 6-0	7	50-6-1	24-0-0	King, M. (W 25-2)	0	1:50
+ May 13, 2017	at North Carolina	w 4-3	7	51-6-1	24-0-0	Burroughs, J (W 25-4)	920	1:49
May 19, 2017	PRINCETON	w 3-0	7	52-6-1	24-0-0	Burroughs, J (W 26-4)	1169	1:54
May 20, 2017	#25 GEORGIA	w 7-1	7	53-6-1	24-0-0	King, M. (W 26-2)	1153	2:02
May 21, 2017	#25 GEORGIA	w 8-5	7	54-6-1	24-0-0	King, M. (W 27-2)	1159	2:14
May 26, 2017	#18 LSU	w 3-1	7	55-6-1	24-0-0	Burroughs, J (W 27-4)	1057	2:01
May 27, 2017	#18 LSU	L 0-1	7	55-7-1	24-0-0	King, M. (L 27-3)	1527	1:45
May 28, 2017	#18 LSU	L 4-6	7	55-8-1	24-0-0	Burroughs, J (L 27-5)	1445	2:13

( ) extra inning game



# LAST TIME IT HAPPENED

## TEAM

Defeated a No. 1 team.....	vs. No. 1 Florida (3-1 - 11 inn), May 3, 2017
Defeated a top-five team.....	vs. No. 1 Florida (3-1 - 11 inn), May 3, 2017
Defeated a top-10 team.....	vs. No. 1 Florida (3-1 - 11 inn), May 3, 2017
Defeated a top-25 team.....	vs. No. 18 LSU (3-1), May 26, 2017
Won when trailing after six innings.....	at Louisville (4-3 - 10 inn), April 23, 2017
Lost when leading after six innings.....	vs. Troy (4-6 in 8 inn), March 18, 2015
Scored 10-14 runs.....	at Louisville (11), April 23, 2017
Scored 15-19 runs.....	vs. Virginia - ACC (16), May 11, 2017
Scored 20 or more runs.....	vs. Bethune-Cookman (20), February 10, 2013
Allowed 5-10 runs.....	vs. No. 18 LSU - NCAA (6), May 28, 2017
Allowed 10-15 runs.....	at No. 5 Oregon (11), May 6, 2017
Allowed 15 or more runs.....	vs. No. 13 Michigan - NCAA Super Regional (17), May 22, 2014
Recorded 10-15 hits.....	vs. No. 18 LSU (10), May 28, 2017
Recorded 15 or more hits.....	vs. Pitt (16), April 1, 2017
Hit five or more doubles.....	vs. Nebraska (5), February 19, 2017
Hit two or more triples.....	at Syracuse (2), April 8, 2017
Hit four or more home runs.....	vs. No. 25 Georgia - NCAA (4), May 20, 2017
Hit three home runs.....	vs. North Carolina, April 29, 2017
Hit back-to-back home runs.....	vs. Virginia - ACC (Anna Shelnutt and Korina Rosario), May 11, 2017
Hit three home runs in an inning.....	vs. Virginia - ACC (Anna Shelnutt, Anna Shelnutt, Korina Rosario), May 11, 2017
Stole eight or more bases.....	vs. No. 20 Notre Dame - ACC Championship (8), May 14, 2016
Stole seven bases.....	vs. No. 20 Notre Dame - ACC Championship (8), May 14, 2016
Stole six bases.....	vs. No. 20 Notre Dame - ACC Championship (8), May 14, 2016
Drew 10 or more walks.....	at Syracuse (10), April 9, 2017
Did not draw a walk.....	vs. Marshall, February 11, 2017
Shutout a team.....	vs. Princeton - NCAA (3-0), May 19, 2017
Was shutout.....	at No. 5 Oregon (0-11), May 6, 2017
Pitched a no-hitter.....	at Virginia (Jessica Burroughs), 10-0 in six innings, March 26, 2017
Was no-hit.....	vs. Notre Dame (Rachel Nasland), March 15, 2015

## INDIVIDUAL

Recorded five or more at bats.....	Cali Harrod (5), at Louisville, April 23, 2017
Scored four or more runs in a game.....	Alex Powers (4), at Virginia Tech, March 10, 2017
Had four or more hits in a game.....	Morgan Klaevemann (4), vs. Pitt, March 31, 2017
Had at least a 10-game hitting streak.....	Jessie Warren (19), March 25, 2017 to May 3, 2017
Had at least a 15-game hitting streak.....	Jessie Warren (19), March 25, 2017 to May 3, 2017
Hit three or more doubles in a game.....	Alex Powers (3) vs. Nebraska, February 19, 2017
Hit two doubles in a game.....	Alex Powers (2) vs. No. 18 LSU, May 28, 2017
Hit two or more triples in a game.....	Dani Morgan (2), at Syracuse, April 8, 2017
Hit two or more home runs in a game.....	Anna Shelnutt (two run, solo), vs. No. 25 Georgia - NCAA, May 20, 2017
Hit two or more home runs in an inning.....	Anna Shelnutt (three-run, grand slam - third inning), vs. Virginia - ACC, May 11, 2017
Hit a grand slam.....	Anna Shelnutt, vs. Virginia - ACC, May 11, 2017
Hit for the cycle.....	Ashley Stager, vs. Virginia, May 1, 2010
Hit a walk-off home run.....	Alex Powers (two-run), vs. No. 1 Florida (3-1 - 11 inn), May 3, 2017
Stole home.....	Jessie Warren, vs. Florida A&M, May 5, 2016
Stole three bases in a game.....	Morgan Klaevemann (4) vs. Nebraska, February 19, 2017
Stole four bases or more in a game.....	Morgan Klaevemann (4) vs. Nebraska, February 19, 2017
Drew three walks in a game.....	Jessie Warren, at Louisville, April 24, 2017
Drew four or more walks in a game.....	Morgan Klaevemann (4) vs. Virginia Tech, April 24, 2016
Was hit by at least two pitches in a game.....	Dani Morgan (2), vs. Notre Dame, March 19, 2017
Recorded five RBIs in a game.....	Ellie Cooper, at Syracuse, April 8, 2017
Recorded six RBIs in a game.....	Carsyn Gordon, vs. UAB, February 28, 2016
Recorded seven or more RBI in a game.....	Anna Shelnutt (7), vs. Virginia - ACC, May 11, 2017
Two players had four or more RBI in a game.....	Ellie Cooper (5), Alex Powers (4) and Carsyn Gordon (4), at Syracuse, April 8, 2017
Three players had four or more RBI in a game.....	Ellie Cooper (5), Alex Powers (4) and Carsyn Gordon (4), at Syracuse, April 8, 2017
First career hit was a home run.....	Carsyn Gordon (grand slam), vs. Florida A&M, February 24, 2016
Pitched a no-hitter.....	Jessica Burroughs at Virginia, March 26, 2017
Pitched a perfect game.....	Meghan King, vs. Tulsa, March 12, 2016
Had 10 or more strikeouts.....	Jessica Burroughs (11), at Virginia, March 26, 2017
Had 15 or more strikeouts.....	Lacey Waldrop (18), at Florida, March 27, 2013
Won 10 consecutive decisions.....	Meghan King (17), February 10, 2017 to April 8, 2017
Won 15 or more consecutive decisions.....	Meghan King (17), February 10, 2017 to April 8, 2017



NINE WOMEN'S COLLEGE WORLD SERIES APPEARANCES • 15 ACC CHAMPIONSHIPS

# HALL OF FAME AND ALL-AMERICANS

THE FSU SOFTBALL PROGRAM BOASTS 46 ALL-AMERICANS, AMONG 31 STUDENT-ATHLETES, INCLUDING NINE WHO HAVE EARNED MULTIPLE ALL-AMERICA ACCOLADES



**Serita Brooks**  
2nd Team, 2000



**Jessica Burroughs**  
3rd Team, 2016  
1st Team, 2017



**Susan Buttery**  
2nd Team, 1993




**Myssi Calkins**  
2nd Team, 1996  
3rd Team, 1997



**Darby Cottle-Veazey**  
1981-82



**Danielle Cox**  
1st Team, 1999



**Tiffany Daniels**  
2nd Team, 1987  
2nd Team, 1989



**Lisa Davidson**  
1st Team, 1993



**Natalie Drouin**  
1982



**Renee Espinoza**  
2nd Team, 1996



**Kristy Fuentes**  
3rd Team, 1997



**Toni Gutierrez**  
2nd Team, 1992



**Sarah Hamilton**  
3rd Team, 2009



**Casey Hunter**  
2nd Team, 2004



**Morgan Klavemann**  
2nd Team, 2017



**Christy Larsen**  
3rd Team, 1991



**Cindy Lawton**  
3rd Team, 1995



**Marla Looper**  
3rd Team, 1993



**Leslie Malerich**  
3rd Team, 2001



**Maddie O'Brien**  
1st Team, 2014



**Susan Painter**  
1982



**Alex Powers**  
2nd Team, 2016  
3rd Team, 2017



**Toni Robinette**  
1982



**Jan Sikes**  
1981-82



**Brandi Stuart**  
1st Team, 2002  
2nd Team, 2003



**Jessica van der Linden**  
1st Team, 2003-04



**Elisa Vasquez**  
3rd Team, 2003



**Lacey Waldrop**  
3rd Team, 2013  
1st Team, 2014  
3rd Team, 2015




**Jessie Warren**  
2nd Team, 2016  
1st Team, 2017



**Shamalene Wilson**  
2nd Team, 1994  
3rd Team, 1995  
1st Team, 1996



**Veronica Wootson**  
2nd Team, 2004  
1st Team, 2006  
3rd Team, 2007



## Florida State University Athletics Hall of Fame

DARBY COTTLE Inducted 1988	JULIE LARSEN Inducted 1995	SUSAN PAINTER Inducted 2000	SHAMALENE WILSON Inducted 2002	LISA DAVIDSON Inducted 2005
JAN SIKES Inducted 2008	DANIELLE COX Inducted 2009	JOANNE GRAF Inducted 2013	JESSICA VAN DER LINDEN Inducted 2014	BRANDI STUART Inducted 2015

## Retired Jerseys





# HONORS AND AWARDS

## ALL-REGION

- 1982 Darby Cottle, Toney Donaldson, Natalie Drouin, Susan Painter, Toni Robinette, Kelly Shaw, Jan Sikes
- 1984 Greta Bahn, Laurie Holler - 1st team  
Teresa Collins - 2nd team
- 1985 Greta Bahn, Laurie Holler, Tina Kyler, Julie Larsen - 1st team
- 1986 Carolyn Fiero, Julie Larsen - 1st team  
Laurie Holler - 2nd team
- 1987 Tiffany Daniels, Carolyn Fiero, Julie Larsen - 1st team
- 1988 Tiffany Daniels, Christy Larsen - 1st team  
Julie Larsen - 2nd team
- 1989 Debbie DeJohn, Christy Larsen, Lori Crouse - 1st team
- 1990 Christy Larsen, Penny Siqueiros - 1st team  
Debbie DeJohn, Julie Rice - 2nd team
- 1991 Christy Larsen - 1st team
- 1992 Susan Buttery, Toni Gutierrez - 1st team  
Leslie Adams, Shannan Mitchem, Penny Siqueiros - 2nd team  
Leslie Barton - Honorable Mention
- 1993 Lisa Davidson, Marla Looper, Leslie Adams, Susan Buttery - 1st team  
Leslie Barton, Toni Gutierrez - 2nd team
- 1994 Marla Looper, Laurie Shepard, Shamalene Wilson - 1st team  
Rebecca Aase, Lisa Davidson, Cindy Lawton - 2nd team
- 1995 Renee Espinoza, Kristy Hull, Cindy Lawton, Laurie Shepard, Shamalene Wilson - 1st team
- 1996 Myssi Calkins, Renee Espinoza, Shamalene Wilson - 1st team  
Kristy Hull - 2nd team
- 1997 Myssi Calkins, Kristy Fuentes, Misty Molin - 1st team  
Wendy Braye, Kristy Hull - 2nd team
- 1998 Dana Bailey, Corrie Williams - 1st team  
Christy Cerecedes, Kristy Hull, Jennifer White - 2nd team
- 1999 Danielle Cox - 1st team  
Christy Cerecedes 2nd team
- 2000 Staci Brandon, Serita Brooks - 1st team  
Leslie Malerich - 2nd team
- 2001 Leslie Malerich, Jennifer White-Cody, Robyn Gauger - 1st team  
Serita Brooks, Brandi Stuart, Kimmy Carter - 2nd team
- 2002 Brandi Stuart - 1st team  
Jessica van der Linden, Kimmy Carter - 2nd team
- 2003 Elisa Vasquez, Brandi Stuart, Jessica van der Linden - 1st team  
Casey Hunter - 2nd team
- 2004 Jessica van der Linden, Casey Hunter, Veronica Wootson, Elisa Vasquez - 1st team  
Natasha Jacob, Lesley Palmer - 2nd team
- 2006 Yuruby Alicart, Natasha Jacob, Veronica Wootson - 1st team
- 2007 Veronica Wootson, Yuruby Alicart - 1st team  
Whitney Buckmon, Carly Wynn - 2nd team
- 2009 Sarah Hamilton, Kaleigh Rafter - 1st team
- 2010 Sarah Hamilton, Carly Wynn - 2nd team
- 2012 Tiffani Brown, Shayla Jackson - 2nd team
- 2013 Morgan Bullock, Lacey Waldrop - 2nd team
- 2014 Maddie O'Brien, Courtney Senas, Lacey Waldrop - 1st team

- 2015 Lacey Waldrop - 1st team  
Jessie Warren - 2nd team  
Morgan Klaevemann - 3rd team
- 2016 Alex Powers - 1st Team  
Jessica Burroughs, Ellie Cooper, Jessie Warren - 2nd Team  
Morgan Klaevemann - 3rd Team
- 2017 Jessica Burroughs, Alex Powers, Jessie Warren, Morgan Klaevemann - 1st Team  
Sydney Broderick - 2nd Team  
Meghan King - 3rd Team

## ALL-ATLANTIC COAST CONFERENCE

- 1992 Rebecca Aase, Leslie Adams, Lori Crouse
- 1993 Rebecca Aase, Leslie Barton, Susan Buttery, Lisa Davidson, Toni Gutierrez, Marla Looper
- 1994 Lisa Davidson, Marla Looper, Shamalene Wilson
- 1995 Wendy Braye, Renee Espinoza, Kristy Fuentes, Cindy Lawton, Misty Molin, Laurie Shepard, Shamalene Wilson, Niki Zenger
- 1996 Myssi Calkins, Renee Espinoza, Shamalene Wilson
- 1997 Wendy Braye, Myssi Calkins, Kristy Fuentes, Kristy Hull, Misty Molin
- 1998 Dana Bailey, Kristy Hull, Jesse McGregor, Stacy Venable
- 1999 Danielle Cox, Stacy Venable
- 2000 Staci Brandon, Serita Brooks, Leslie Malerich, Brandi Stuart
- 2001 Serita Brooks, Robyn Gauger, Leslie Malerich, Brandi Stuart, Jessica van der Linden
- 2002 Kimmy Carter, Jessica van der Linden, Leslie Malerich, Brandi Stuart
- 2003 Brandi Stuart, Casey Hunter, Elisa Vasquez, Jessica van der Linden, Tatiana George
- 2004 Casey Hunter, Natasha Jacob, Elisa Vasquez, Jessica van der Linden, Beth Wade, Veronica Wootson
- 2005 Natasha Jacob - 1st team  
Casey Hunter, Melissa Wood - 2nd team
- 2006 Yuruby Alicart, Natasha Jacob, Veronica Wootson - 1st team  
LaShaun Davis - 2nd team
- 2007 Yuruby Alicart - 1st team  
Monica Montez, Whitney Buckmon, Tiffany McDonald, Veronica Wootson - 2nd team
- 2008 Carly Wynn - 1st team  
Whitney Buckmon, Tiffany McDonald, Brittany Osmon - 2nd team
- 2009 Sarah Hamilton, Kaleigh Rafter - 1st team  
Terese Gober, Carly Wynn - 2nd Team
- 2010 Carly Wynn - 1st Team  
Sarah Hamilton, Terese Gober, Ashley Stager - 2nd team
- 2011 Sarah Hamilton, Shayla Jackson, Jen Lapicki - 2nd Team
- 2012 Briana Hamilton, Tiffani Brown, Monica Perry - 1st Team  
Lacey Waldrop - 2nd Team
- 2013 Victoria East, Courtney Senas, Lacey Waldrop, Monica Perry - 1st team  
Morgan Bullock - 2nd Team
- 2014 Maddie O'Brien, Courtney Senas, Lacey Waldrop - 1st team

- Jessica Burroughs - 2nd team  
Victoria East, Briana Hamilton - 3rd team
- 2015 Morgan Klaevemann, Lacey Waldrop, Jessie Warren - 1st team  
Jessica Burroughs, Ellie Cooper, Maddie O'Brien - 2nd team
- 2016 Jessica Burroughs, Ellie Cooper, Morgan Klaevemann, Meghan King, Alex Powers, Jessie Warren - 1st Team  
Carsyn Gordon - 2nd Team
- 2017 Jessie Warren, Jessica Burroughs, Morgan Klaevemann, Alex Powers, Meghan King, Sydney Broderick - 1st Team  
Cali Harrod - 2nd Team  
Dani Morgan - All-Freshman Team

## ACC PLAYER OF THE YEAR

- 1992 Toni Gutierrez
- 1995 Cindy Lawton
- 1996 Shamalene Wilson
- 2003 Jessica van der Linden
- 2004 Jessica van der Linden
- 2014 Maddie O'Brien
- 2016 Alex Powers
- 2017 Jessie Warren

## ACC DEFENSIVE PLAYER OF THE YEAR

- 2017 Jessie Warren

## ACC PITCHER OF THE YEAR

- 2009 Sarah Hamilton
- 2014 Lacey Waldrop
- 2015 Lacey Waldrop
- 2016 Jessica Burroughs
- 2017 Jessica Burroughs

## ACC FRESHMAN OF THE YEAR

- 1993 Shamalene Wilson
- 1995 Kristy Hull
- 2001 Jessica van der Linden
- 2004 Veronica Wootson
- 2005 Tiffany McDonald
- 2007 Monica Montez
- 2015 Jessie Warren

## ACC COACH OF THE YEAR

- 1992 JoAnne Graf
- 1993 JoAnne Graf
- 1997 JoAnne Graf
- 2001 JoAnne Graf
- 2003 JoAnne Graf
- 2004 JoAnne Graf
- 2013 Lonni Alameda
- 2014 Lonni Alameda
- 2015 Lonni Alameda
- 2016 Lonni Alameda
- 2017 Lonni Alameda

## ALL-TOURNAMENT TEAMS

- 1981 **AIAW NATIONAL CHAMPIONSHIPS**  
Charlotte Cates, Darby Cottle, Natalie Drouin, Carol O'Domski, Susan Painter
- FLORIDA INVITATIONAL**  
Charlotte Cates, Darby Cottle, Jan Sikes
- SOUTH FLORIDA INVITATIONAL**  
Darby Cottle, Pat Mangan, Carol O'Domski, Venus Ross, Jan Sikes
- NORTH CAROLINA STATE INVITATIONAL**  
Charlotte Cates, Darby Cottle, Toni Robinette, Venus Ross



# HONORS AND AWARDS

- AIAW REGION III**  
Darby Cottle, Natalie Drouin, Cathy Gooding, Carol O'Domski, Venus Ross
- 1982 **FLORIDA STATE INVITATIONAL**  
Darby Cottle, Cathy Gooding, Susan Painter, Toni Robinette
- SOUTH FLORIDA INVITATIONAL**  
Darby Cottle, Toney Donaldson, Cathy Gooding
- NC STATE INVITATIONAL**  
Darby Cottle, Toney Donaldson, Natalie Drouin, Susan Painter, Jan Sikes, Sandie Williams
- AIAW REGIONAL CHAMPIONSHIPS**  
Darby Cottle, Toney Donaldson, Cathy Gooding, Susan Painter, Toni Robinette, Kelly Shaw, Jan Sikes
- AIAW NATIONAL CHAMPIONSHIPS**  
Darby Cottle, Susan Painter, Toni Robinette, Linda Tyrrell, Sandie Williams
- 1983 **FLORIDA INVITATIONAL**  
Cathy Gooding, LeAnn Harrell, Kelly Tillman
- 1983 **SOUTH FLORIDA INVITATIONAL**  
Darby Cottle, Toney Donaldson, LeAnn Harrell, Carla Long
- FLORIDA STATE INVITATIONAL**  
Teresa Collins, Toney Donaldson, Cathy Gooding, LeAnn Harrell
- NC STATE INVITATIONAL**  
Theresa Collins, Darby Cottle (MVP), LeAnn Harrell, Carla Long, Cricket Olafson, Sunnie O'Neal, Susan Painter
- AIAW STATE CHAMPIONSHIPS**  
Darby Cottle, LeAnn Harrell, Susan Painter
- AIAW NATIONAL CHAMPIONSHIPS**  
Darby Cottle, Toney Donaldson, LeAnn Harrell, Carla Long, Cricket Olafson, Susan Painter
- 1984 **LADY SEMINOLE INVITATIONAL**  
Shelley Berube, Cathy Gooding, Tina Kyler (MVP), Leslie Miller, Susan Painter
- LADY FLAME INVITATIONAL**  
Teresa Collins, Tina Kyler
- 1985 **LADY SEMINOLE INVITATIONAL**  
Greta Bahn, Laurie Holler, Wendy Rogers
- SOUTH CAROLINA INVITATIONAL**  
Amy Snider
- FLORIDA COLLEGIATE CHAMPIONSHIP**  
Greta Bahn, Shelley Berube, Tina Kyler, Leslie Miller (MVP), Wendy Rogers
- 1986 **LADY SEMINOLE INVITATIONAL**  
Carolyn Fiero, Julie Larsen
- SOUTH CAROLINA INVITATIONAL**  
Barbara Gillespie, Julie Larsen (MVP)
- 1987 **SOUTH FLORIDA INVITATIONAL**  
Tiffany Daniels, Judi Davison, Carolyn Fiero
- LADY SEMINOLE INVITATIONAL**  
Kari Keith
- 1988 **SOUTH FLORIDA INVITATIONAL**  
Tiffany Daniels
- LADY SEMINOLE INVITATIONAL**  
Lori Crouse, Tiffany Daniels (MVP), Kari Keith, Christy Larsen, Julie Larsen
- NATIONAL INVITATIONAL CHAMPIONSHIP**  
Tiffany Daniels, Christy Larsen
- 1989 **FROST CUTLERY INVITATIONAL**  
Debbie DeJohn, Kelly Flaczinski, Christy Larsen
- LADY SEMINOLE INVITATIONAL**  
Kelly Flaczinski
- 1990 **NCAA WOMEN'S COLLEGE WORLD SERIES**  
Leslie Barton, Debbie DeJohn
- 1991 **LADY SEMINOLE INVITATIONAL**  
Tina Getherall, Penny Siqueiros (MVP)
- 1992 **LADY SEMINOLE INVITATIONAL**  
Leslie Barton, Toni Gutierrez (MVP)
- ACC TOURNAMENT**  
Rebecca Aase, Leslie Adams, Leslie Barton, Susan Buttery (MVP), Toni Gutierrez, Shannan Mitchem, Penny Siqueiros
- SOUTH FLORIDA INVITATIONAL**  
Lisa Davidson
- TAR HEEL INVITATIONAL**  
Toni Gutierrez (MVP)
- 1993 **TAR HEEL INVITATIONAL**  
Lisa Davidson
- LADY SEMINOLE INVITATIONAL**  
Marla Looper, Susan Buttery, Leslie Adams (MVP)
- ACC TOURNAMENT**  
Leslie Barton, Susan Buttery, Heather Conway, Lisa Davidson (MVP), Toni Gutierrez, Marla Looper
- 1994 **SOUTH FLORIDA INVITATIONAL**  
Cindy Lawton, Shamalene Wilson
- ACC TOURNAMENT**  
Marla Looper, Jennifer Olow, Windy Weltz, Shamalene Wilson
- LADY SEMINOLE INVITATIONAL**  
Shamalene Wilson
- TAR HEEL INVITATIONAL**  
Jennifer Olow, Shamalene Wilson
- 1995 **ACC TOURNAMENT**  
Wendy Braye, Myssi Calkins, Renee Espinoza, Heather Feltmann, Kristy Fuentes, Kristy Hull
- TAR HEEL INVITATIONAL**  
Renee Espinoza, Cindy Lawton, Misty Molin
- GLADSTONE'S/USF SOFTBALL CLASSIC**  
Wendy Braye, Renee Espinoza (MVP), Cindy Lawton
- LADY SEMINOLE INVITATIONAL**  
Kristy Hull, Cindy Lawton, Misty Molin, Laurie Shepard
- 1996 **SPEEDLINE/USF SOFTBALL CLASSIC**  
Renee Espinoza, Shamalene Wilson
- LADY SEMINOLE INVITATIONAL**  
Kristy Hull, Shamalene Wilson
- TAR HEEL INVITATIONAL**  
Myssi Calkins, Kristy Fuentes
- ACC CHAMPIONSHIP**  
Renee Espinoza (MVP), Kristy Hull, Windy Weltz, Shamalene Wilson
- 1997 **SPEEDLINE/USF SOFTBALL CLASSIC**  
Wendy Braye
- TAR HEEL INVITATIONAL**  
Myssi Calkins, Kristy Fuentes, Misty Molin, Tami Post
- ACC TOURNAMENT**  
Myssi Calkins, Kristy Fuentes (MVP), Kristy Hull, Tami Post
- 1998 **TALLAHASSEE DEMOCRAT / FLORIDA STATE INVITATIONAL**  
Dana Bailey, Kristy Hull, Jennifer White (MVP)
- GEORGIA BUZZ CLASSIC**  
Jesse McGregor, Stacy Venable (MVP), Corrie Williams
- 1999 **TALLAHASSEE DEMOCRAT / FLORIDA STATE INVITATIONAL**  
Danielle Cox
- ACC TOURNAMENT**  
Danielle Cox (MVP), Teresa Edenfield, Tami Post, Stacy Venable
- 2000 **NCAA LOS ANGELES REGIONAL**  
Serita Brooks, Leslie Malerich, Staci Brandon, Andi Lyons
- UTC FROST CUTLERY CHALLENGE**  
Leslie Malerich (MVP), Becky Wallace, Brandi Stuart, Teresa Edenfield
- TALLAHASSEE DEMOCRAT / FLORIDA STATE INVITATIONAL**  
Staci Brandon, Serita Brooks
- ACC TOURNAMENT**  
Leslie Malerich (MVP), Serita Brooks, Natalie Bennett, Staci Brandon
- 2001 **ACC TOURNAMENT**  
Leslie Malerich, Natalie Bennett, Serita Brooks, Monique Marier
- NCAA TALLAHASSEE REGIONAL**  
Leslie Malerich, Robyn Gauger, Jessica van der Linden, Jennifer White-Cody, Monique Marier, Serita Brooks
- 2002 **TROY COX CLASSIC**  
Kimmy Carter, Brandi Stuart, Jessica van der Linden (MVP)
- BUZZ CLASSIC**  
Brandi Stuart
- ACC TOURNAMENT**  
Brandi Stuart, Jessica van der Linden
- NCAA TALLAHASSEE REGIONAL**  
Brandi Stuart, Kimmy Carter, Shundra Colzie, Leslie Malerich (MOP), Jessica van der Linden
- COLLEGE WORLD SERIES**  
Leslie Malerich
- 2003 **SEMINOLE INVITATIONAL**  
Jessica van der Linden, Casey Hunter
- 2003 BUZZ CLASSIC**  
Beth Wade (MVP)
- ACC TOURNAMENT**  
Lesley Palmer (MVP), Shandra Colzie, Elisa Vasquez, Casey Hunter
- 2004 **NFCA LEADOFF CLASSIC**  
Jessica van der Linden, Natasha Jacob, Tatiana George, Casey Hunter
- SEMINOLE CHALLENGE**  
Jessica van der Linden, Natasha Jacob, Tatiana George, Casey Hunter
- FSU INVITATIONAL**  
Jessica van der Linden (MVP), Casey Hunter, Lesley Palmer, Veronica Wootson, Natasha Jacob
- ACC TOURNAMENT**  
Casey Hunter (MVP), Lesley Palmer, Jessica van der Linden, Elisa Vasquez, Beth Wade
- NCAA REGION 4**  
Jessica van der Linden (MOP), Veronica Wootson, Natasha Jacob
- 2005 **NFCA LEADOFF CLASSIC**  
Tatiana George
- SUNSHINE STATE TOURNAMENT**  
Tiffany McDonald, Brittany Osmon, Veronica Wootson



# HONORS AND AWARDS

- FLORIDA STATE INVITATIONAL**  
Natasha Jacob (MVP), Kim Hoffer, Casey Hunter, Melissa Wood
- 2006 **EARLY BIRD**  
Carly Brieske, LaShaun Davis, Kim Hoffer, Natasha Jacob, Michelle Snyder
- SEMINOLE CLASSIC**  
Natasha Jacob (MVP), Yuruby Alicart, Carly Brieske, Tiffany McDonald
- SUNSHINE STATE**  
Yuruby Alicart, Whitney Buckmon, Natasha Jacob
- ACC TOURNAMENT**  
Carly Brieske, Tiffany McDonald
- 2007 **NFCA LEADOFF CLASSIC**  
Veronica Wootson, Yuruby Alicart
- SUNSHINE STATE TOURNAMENT**  
Melissa May, LaShaun Davis, Brittany Krbec
- SEMINOLE CLASSIC**  
Veronica Wootson (MVP), Robin Ahrberg, Terese Gober, Brittany Krbec, Tiffany McDonald
- FSU INVITATIONAL**  
Veronica Wootson, Yuruby Alicart, Carly Wynn
- ACC TOURNAMENT**  
Robin Ahrberg, Yuruby Alicart, Veronica Wootson
- 2008 **NFCA LEADOFF CLASSIC**  
Brittany Osmon
- EARLY BIRD TOURNAMENT**  
Whitney Buckmon, Terese Gober, Brittany Osmon (MVP)
- SEMINOLE CLASSIC**  
Whitney Buckmon, Jessica Gilmore, Allison Collins, Ashley Stager
- ACC TOURNAMENT**  
Brittany Osmon
- 2009 **ACC TOURNAMENT**  
Sarah Hamilton, Kaleigh Rafter, Carly Wynn
- 2010 **ACC TOURNAMENT**  
Robin Ahrberg, Tiffani Brown, Sarah Hamilton
- 2011 **ACC TOURNAMENT**  
Celeste Gomez, Sarah Hamilton (MVP), Jen Lapicki, Courtney Senas
- 2012 **ACC TOURNAMENT**  
Maddie O'Brien
- BANK OF HAWAII TOURNAMENT**  
Lacey Waldrop, Shayla Jackson, Erika Leonard, Courtney Senas
- 2013 **ACC TOURNAMENT**  
Maddie O'Brien, Courtney Senas, Lacey Waldrop
- 2014 **EASTON CRIMSON CLASSIC**  
Jessica Nori, Lacey Waldrop
- ACC TOURNAMENT**  
Tiffani Brown, Celeste Gomez (MVP), Kelly Hensley, Maddie O'Brien, Lacey Waldrop
- NCAA TALLAHASSEE REGIONAL**  
Alex Kossoff, Maddie O'Brien, Lacey Waldrop
- 2015 **ACC TOURNAMENT**  
Jessica Burroughs (MVP), Victoria Daddis, Alex Powers, Bailey Schinella, Jessie Warren
- 2016 **ACC TOURNAMENT**  
Jessie Warren (MVP), Cali Harrod, Sydney Broderick, Meghan King
- WCWS ALL-TOURNAMENT TEAM**  
Jessica Burroughs, Alex Powers
- 2017 **ACC TOURNAMENT**  
Dani Morgan (MVP), Anna Shelnutt, Carsyn Gordon, Jessica Burroughs, Meghan King
- OTHER ACCOMPLISHMENTS**
- 1981 **ASA Outstanding Athlete**  
Darby Cottle
- USOC Best Amateur Softball Player in the Nation**  
Darby Cottle
- FAIAW Softball Coach of the Year**  
JoAnne Graf
- 1982 **Olympia Award**  
Darby Cottle
- Broderick Award**  
Darby Cottle
- 1992 **Most Valuable Pitcher in the South Florida Invitational**  
Toni Gutierrez
- 1998 **NFCA/Louisville Slugger Division 1 Player of the Week**  
Jennifer White-Cody
- 1999 **ACC Weaver-James-Corrigan Postgraduate Scholarship**  
Stacy Venable
- NFCA Scholar-Athlete**  
Becky Brock, Andi Lyons
- 2000 **NFCA Student Athlete**  
Natalie Bennett, Robyn Gauger, Andy Lyons, Brandi Stuart, Beth Wade
- 2001 **Verizon Academic All-District 3 Softball Team**  
Brandi Stuart
- NFCA Student-Athlete**  
Becky Brock, Beth Wade
- NFCA/Louisville Slugger Division 1 Player of the Week**  
Brandi Stuart
- MVP (Pitcher) FAU/Worth Invitational**  
Leslie Malerich
- NFCA Outstanding Performer**  
Jennifer White-Cody
- NFCA Southeast Region Coaching Staff of the Year**
- 2002 **NFCA/Speedline Southeast Region Coaching Staff of the Year**  
**Verizon Academic All-American**  
Brandi Stuart
- NFCA Student-Athlete**  
Shandra Colzie, Shundra Colzie, Becky Brock, Kimmy Carter, Beth Wade
- 2003 **Verizon Academic All-Region**  
Shandra Colzie (1st Team)
- NFCA Student-Athlete**  
Shandra Colzie, Shundra Colzie, Natasha Jacob, Robyn Larson, Beth Wade
- NFCA National D1 Player of the Week**  
Jessica van der Linden
- USA Softball National Player Of The Year Finalist**  
Jessica van der Linden (Top 10)
- 2004 **USA Softball National Player of the Year**  
Jessica van der Linden
- Honda Award Winner for Softball**  
Jessica van der Linden
- ESPY AWARD "Best Collegiate Female" Nominee**  
Jessica van der Linden
- CoSIDA District III Academic All-Region**  
Natasha Jacob
- Easton All-Americans**  
Casey Hunter (1st Team), Jessica van der Linden (1st Team), Veronica Wootson (2nd Team)
- USA Softball National Player Of The Week**  
Jessica van der Linden (March 16)
- 2005 **NFCA National Player Of The Week**  
Jessica van der Linden (March 16)
- CoSIDA Academic All-District III**  
Natasha Jacob
- CoSIDA Second Team Academic All-American**  
Natasha Jacob
- NFCA Student-Athlete**  
Carey Galuppi, Natasha Jacob
- 2006 **CoSIDA First Team Academic All-American**  
Natasha Jacob
- CoSIDA First Team Academic All-District 3**  
Natasha Jacob
- Easton/Bell Sports All-American**  
Veronica Wootson (1st Team), Natasha Jacob (3rd Team)
- All-ACC Academic Team**  
Natasha Jacob, Melissa May, Michelle Snyder
- NFCA Student-Athlete**  
Carey Galuppi, Natasha Jacob, Melissa May
- 2007 **ACC Freshman of the Year**  
Monica Montez
- CoSIDA/ESPN The Magazine Second-Team**  
Melissa May
- Academic All-District Third-Team**  
Melissa May
- NFCA Student-Athlete**  
Brittany Krbec, Carly Wynn, Melissa May
- Easton All-American**  
Veronica Wootson
- NFCA All-America**  
Veronica Wootson
- All-ACC Academic Team**  
Robin Ahrberg, Brittany Krbec, Melissa May, Tiffany McDonald, Brittany Osmon, Carly Wynn
- 2008 **Lowe's Senior CLASS Award Candidate**  
Tiffany McDonald
- All-ACC Academic**  
Whitney Buckmon, Terese Gober, Tiffany McDonald, Brittany Osmon, Carly Wynn
- CoSIDA/ESPN the Magazine Academic All-District**  
Carly Wynn (1st Team), Robin Ahrberg (1st Team), Melissa May (2nd Team)
- ACC Player of the Week**  
Brittany Osmon (twice), Ashley Stager
- ACC Pitcher of the Week**  
Tiffany McDonald (twice)
- 2009 **CoSIDA/ESPN the Magazine Academic All-American**  
Carly Wynn (3rd Team)
- CoSIDA/ESPN the Magazine Academic All-District**  
Carly Wynn (1st Team), Michelle Snyder (2nd Team)
- ACC Pitcher of the Year**  
Sarah Hamilton



# HONORS AND AWARDS

- ACC Player of the Week**  
Kaleigh Rafter (twice), Ashley Stager
- ACC Pitcher of the Week**  
Sarah Hamilton (twice)
- ACC Postgraduate Scholarship**  
Kaleigh Rafter
- All-ACC Academic Team**  
Terese Gober, Sarah Hamilton, Kristie McConn, Kaleigh Rafter, Michelle Snyder, Carly Wynn
- NFCA Student-Athlete**  
Terese Gober, Kaleigh Rafter, Lauren Varsalona, Carly Wynn, Robin Ahrberg
- 2010 **ACC Pitcher of the Week**  
Sarah Hamilton, Terese Gober
- ACC Player of the Week**  
Ashley Stager
- ACC Postgraduate Scholarship**  
Terese Gober, Carly Wynn
- CoSIDA/ESPN The Magazine Academic All-District III Softball Team**  
Carly Wynn
- ESPN The Magazine Academic All-America Third Team**  
Carly Wynn
- NSCA All-American**  
Carly Wynn
- All-ACC Academic Team**  
Robin Ahrberg, Terese Gober, Tory Hadadd, Jen Lapicki, Carly Wynn
- NFCA Student-Athlete**  
Terese Gober, Tori Haddad, Jen Lapicki, Carly Wynn, Jessica Nori
- 2011 **ACC Pitcher of the Week**  
Sarah Hamilton (twice)
- ACC Player of the Week**  
Tiffani Brown, Shayla Jackson
- Softball Golden Nole Award**  
Ashley Stager
- ACC Top Six for Service Award**  
Ashley Stager
- SemiGnome Award (Community Service)**  
FSU Softball Team
- Capital One Academic All-District Second Team**  
Jen Lapicki, Lauren Varsalona
- All-ACC Academic Team**  
Robin Ahrberg, Shayla Jackson, Jen Lapicki, Jessica Nori
- NFCA Scholar-Athlete**  
Kirstin Austin, Kelly Hensley, Jen Lapicki, Jessica Nori, Kaleigh Rafter, Briar Stanley
- 2012 **Lowe's Senior CLASS Award Candidate**  
Shayla Jackson
- Louisville Slugger National Player of the Week**  
Monica Perry
- ACC Player of the Week**  
Briana Hamilton (twice)
- ACC Pitcher of the Week**  
Monica Perry (twice), Lacey Waldrop (twice)
- Capital One Academic All-District Team**  
Jessica Nori, Kirstin Austin
- All-ACC Academic Team**  
Bailey Schinella, Jessica Nori, Kirstin Austin, Kelly Hensley, Tiffani Brown
- NFCA Scholar-Athlete**  
Tiffani Brown, Kelly Hensley, Erika Hoffner, Jessica Nori
- 2013 **NFCA All-America Third Team**  
Lacey Waldrop
- NFCA All-Southeast Region Second Team**  
Morgan Bullock, Lacey Waldrop
- Capital One Academic All-American Third Team**  
Kelly Hensley
- Capital One Academic All-District IV**  
Kelly Hensley, Jessica Nori
- ACC Pitcher of the Week**  
Lacey Waldrop (three times)
- ACC Player of the Week**  
Courtney Senas (twice)
- ACC Top Six for Service**  
Kelly Hensley
- ACC Softball Scholar-Athlete of the Year**  
Kelly Hensley
- All-ACC Academic Team**  
Kelly Hensley, Monica Perry, Jessica Nori, Bailey Schinella
- NFCA Scholar-Athlete**  
Kelly Hensley, Jessica Nori
- 2014 **USA Softball National Player of the Year**  
Lacey Waldrop
- NFCA All-America First Team**  
Maddie O'Brien, Lacey Waldrop
- NFCA All-Southeast Region First Team**  
Maddie O'Brien, Courtney Senas
- Lacey Waldrop
- Louisville Slugger/NFCA Division I National Player of the Week**  
Lacey Waldrop
- ACC Pitcher of the Week**  
Lacey Waldrop (seven times)
- Jessica Burroughs
- ACC Player of the Week**  
Maddie O'Brien (three times)
- Bailey Schinella
- All-ACC Academic Team**  
Kelly Hensley, Jessica Nori, Bailey Schinella, Lacey Waldrop
- NFCA Scholar-Athlete**  
Bella D'Errico, Corey Hendrickson, Kelly Hensley, Jessica Nori, Lacey Waldrop
- ACC Postgraduate Scholarship**  
Kelly Hensley
- NSCA All-American**  
Victoria East
- 2015 **Senior CLASS Award**  
Lacey Waldrop
- USA Softball National Player of the Year**  
Lacey Waldrop (Top 25 semifinalist)
- NFCA All-America Third Team**  
Lacey Waldrop
- NFCA All-Southeast Region Team**  
Lacey Waldrop (First Team), Jessie Warren (Second Team), Morgan Klaevemann (Third Team)
- ACC Pitcher of the Week**  
Lacey Waldrop (four times)
- ACC Player of the Week**  
Alex Powers
- ACC Top Six for Service**  
Alex Kossoff
- All-ACC Academic Team**  
Ellie Cooper, Victoria Daddis, Alex Powers, Morgan Klaevemann, Alex Kossoff, Bailey Schinella, Lacey Waldrop
- NFCA Scholar-Athlete**  
Ellie Cooper  
Victoria Daddis  
Megan McReynolds  
Alex Powers
- ACC Postgraduate Scholarship**  
Lacey Waldrop
- CoSIDA Academic All-District**  
Ellie Cooper
- 2016 **NFCA All-America Second Team**  
Alex Powers
- NFCA All-America Third Team**  
Jessica Burroughs  
Jessie Warren
- USA Softball National Player of the Year**  
Jessica Burroughs (Top 25 finalist)  
Alex Powers (Top 25 finalist)
- NFCA National Freshman of the Year**  
Carsyn Gordon (Top 25 finalist)
- NFCA National Pitcher of the Week**  
Meghan King
- All-ACC Academic Team**  
Ellie Cooper, Meghan King, Morgan Klaevemann
- ACC Pitcher of the Week**  
Jessica Burroughs (three times)  
Meghan King (twice)
- ACC Player of the Week**  
Alex Powers (twice)  
Jessie Warren (twice)  
Sydney Broderick
- CoSIDA Academic All-District**  
Morgan Klaevemann
- 2017 **Senior CLASS Award**  
Alex Powers
- CoSIDA Academic All-American**  
Morgan Klaevemann - 3rd Team
- NFCA All-America First Team**  
Jessie Warren, Jessica Burroughs
- NFCA All-America Second Team**  
Morgan Klaevemann
- NFCA All-America Third Team**  
Alex Powers
- USA Softball National Player of the Year**  
Jessie Warren (Top 10 Finalist)  
Jessica Burroughs (Top 10 Finalist)
- NFCA National Player of the Week**  
Jessica Burroughs (Feb. 21)  
Jessie Warren (April 11)
- ACC Player of the Week**  
Jessie Warren (March 21, May 2)  
Carsyn Gordon (March 28)
- ACC Pitcher of the Week**  
Jessica Burroughs (Feb. 21, March 7, March 21, March 28)  
Meghan King (May 2)
- ACC Scholar-Athlete of the Year**  
Alex Powers
- All-ACC Academic Team**  
Alex Powers, Morgan Klaevemann, Sydney Broderick, Ellie Cooper, Meghan King, Dani Morgan, Anna Shelnut
- ACC Postgraduate Scholarship**  
Ellie Cooper





# HONORS AND AWARDS

## TEAM AWARDS

### Golden Nole Award

2009 Carly Wynn  
2010 Carly Wynn  
2011 Ashley Stager  
2012 Kirstin Austin  
2013 Kelly Hensley  
2014 Jessica Nori  
2015 Ellie Cooper  
2016 Alex Powers  
2017 Ellie Cooper

### Golden Torch Award

2009 Kaleigh Rafter  
2010 Tory Haddad  
2011 Kelly Hensley  
2012 Kelly Hensley  
2013 Kelly Hensley  
2014 Kelly Hensley  
2015 Ellie Cooper  
2016 Tessa Daniels  
2017 Tessa Daniels

### Seminole Warrior

2009 Ashley Stager  
Carly Wynn  
2010 Jen Lapicki  
2011 Briana Hamilton  
2012 Lindsey Peppers  
2013 Jessica Burroughs  
2014 Lacey Waldrop  
2015 Lacey Waldrop  
Macey Cheatham  
2016 Ellie Cooper  
Alex Powers  
2017 Bella D'Errico

### Sniper Award

2010 Morgan Bullock  
2011 Robin Ahrberg  
2012 Assistant Coach Travis Wilson  
2013 Morgan Bullock  
2014 Ryann Day  
2015 Lauren Harris  
2016 Lauren Harris  
2017 Tessa Daniels

### Golden Glove

2009 Kaleigh Rafter  
2010 Tory Haddad  
2011 Ashley Stager  
2012 Briana Hamilton  
2013 Maddie O'Brien  
2014 Courtney Senas  
2015 Morgan Klaevemann  
2016 Jessie Warren  
2017 Jessie Warren

### ESPY Award

2009 Ashley Stager  
Michelle Snyder  
2010 Tiffani Brown  
2011 Briana Hamilton  
2012 Courtney Senas  
2013 Lacey Waldrop  
2014 Briana Hamilton  
2015 Alex Kossoff  
2016 Jessie Warren  
2017 Jessie Warren

### Most Improved

2009 Ashley Stager  
2010 Shayla Jackson  
2011 Jennifer Lapicki  
2012 Briana Hamilton  
Kirstin Austin  
2013 Kelly Hensley  
2014 Maddie O'Brien  
2015 Ellie Cooper  
2016 Alex Powers  
2017 Cali Harrod

### Most Valuable Player

2009 Kaleigh Rafter  
2010 Carly Wynn  
2011 Sarah Hamilton  
2012 Tiffani Brown  
2013 Courtney Senas  
Kelly Hensley  
2014 Maddie O'Brien  
2015 Jessie Warren  
2016 Jessie Warren  
2017 Jessie Warren

### Chief Abiaka Athletic Training Award

2009 Robin Ahrberg  
2010 Ashley Stager  
2011 Maddie O'Brien  
2012 Tiffani Brown  
2015 Maddie O'Brien  
2016 Morgan Klaevemann  
2017 Jessica Burroughs

### Batting Title

2009 Carly Wynn (.337)  
2010 Carly Wynn (.378)  
2011 Jen Lapicki (.343)  
2012 Shayla Jackson (.304)  
2013 Morgan Bullock (.346)  
2014 Maddie O'Brien (.424)  
2015 Morgan Klaevemann (.393)  
2016 Alex Powers (.396)  
2017 Jessie Warren (.413)

### Circle Award

2009 Sarah Hamilton  
2010 Sarah Hamilton  
2011 Sarah Hamilton  
2012 Monica Perry  
2013 Lacey Waldrop  
2014 Lacey Waldrop  
2015 Lacey Waldrop  
2016 Jessica Burroughs  
Meghan King  
2017 Jessica Burroughs  
Meghan King

### "Ah-Tah-Thi-Ki" Academic Excellence Award

2009 Amber Bryant  
Mallory Borden  
2010 Terese Gober  
Carly Wynn  
Ashley Stager  
2011 Kelly Hensley  
Monica Perry  
2012 Kelly Hensley  
2013 Kelly Hensley  
Jessica Nori  
2014 Kelly Hensley  
Jessica Nori  
2015 Alex Kossoff  
2016 Ellie Cooper  
2017 Ellie Cooper

### Rookie of the Year

2009 Shayla Jackson  
2010 Tiffani Brown  
2011 Celeste Gomez  
Jessica Nori  
2012 Maddie O'Brien  
Lacey Waldrop  
2013 Victoria East  
2014 Jessica Burroughs  
2015 Jessie Warren  
2016 Zoe Casas  
Meghan King  
2017 Dani Morgan

### Offensive Player of the Year

2015 Jessie Warren  
2016 Ellie Cooper  
2017 Jessie Warren

### Femina Perfecta Award

2009 Ashley Stager  
2010 Robin Ahrberg  
2011 Morgan Bullock  
2012 Monica Perry  
2013 Lindsey Peppers  
2014 Bella D'Errico  
2015 Ellie Cooper  
2016 Tessa Daniels  
2017 Morgan Klaevemann

### Dugout Club Member of the Year

2016 John Cross  
Diane Kelley  
Betty Wilder  
2017 Locker Room Legacy Members

### Coaches Award (Taylor Foster Award)

2009 Carly Wynn  
2010 Carly Wynn  
2011 Robin Ahrberg  
Ashley Stager  
2012 Mallory Borden  
Amber Bryant  
2013 Macey Cheatham  
2014 Entire Team (Taylor Foster Award)  
2015 Macey Cheatham  
2016 Ellie Cooper  
2017 Ellie Cooper



# NINE WOMEN'S COLLEGE WORLD SERIES APPEARANCES • 15 ACC CHAMPIONSHIPS

## ALL-TIME LETTERWINNERS

<b>A</b>	Rebecca Aase Courtney Adams Leslie Adams Robin Ahrberg Shannon Aiken Yuruby Alicart Kaitlin Allen Nancy Anderson Leah Armstrong Kirstin Austin Kim Averill	1991-94 2013 1992-93 2007-08, 10-11 1989 2006-07 2013 1981 2001 2011-13 1989	Jennie Dillmore Tabitha Doka Toney Donaldson Jennifer Drawdy Natalie Drouin	1992-93 1994 1982-83 1994 1981-82	<b>L</b>	Mia Lacy Hunter LaFountain Kelly Langston Jen Lapicki Christy Larsen Julie Larsen Robyn Larson Monica Lawfield Dianne Lawrence Cindy Lawton Gayle Lee Erika Leonard Nicolette Levine Bryttani Lindheim Marla Looper Andi Lyons	2016 1989-90 2007-08 2010-11 1988-91 1985-88 2002-03 1984 1978 1994-95 1978 2012 2012 2002-03 1993-94 1999-00	Layne Salvador Mary J.T. Sands Stacey Saunier Bailey Schinella Kelly Schnute Mary Schuehler Courtney Senas Kelly Shaw <b>Anna Shelnett</b> Laurie Shepard Lena Sifen Jan Sikes Terri Silviola Tracy Simmons Penny Siqueiros Debbie Smith Loren Smith Amy Snider Michelle Snyder Sue Spangle Ashley Stager Courtney Stager Briar Stanley Lynn Steele Ronnie Stengel Brandi Stuart <b>Sabrina Stutsman</b> Stacie Symonds	1979-82 1980 1979-82 2012-15 1995-96 1978-79 2011-14 1982-83 <b>2017</b> 1992-95 2004 1981-82 1980 1987 1989-92 1986 2012 1983-86 2006-09 1978-79 2008-11 2009 2010-11 1985-87 1978 2000-03 <b>2017</b> 1994					
<b>B</b>	Greta Bahn Dana Bailey Jill Baker Katie Baker Leslie Barton Jill Bellamy Natalie Bennett Shelley Berube Debbie Billington Carla Bingham Michelle Bishop Mallory Borden Staci Brandon Wendy Braye Carly Brieske Becky Brock Sydney Broderick Serita Brooks Jennifer Brown Tiffani Brown Amber Bryant Colleen Buckley Whitney Buckmon Morgan Bullock Jodie Bullock Jessica Burroughs <b>Deja Bush</b> Jennifer Butler Susan Buttery	1984-86 1996-99 1981-82 2015 1990-93 1986-88 2000-01 1984 1978-79 1982-83 1995 2009-10, 12 2000-01 1994-97 2003-06 1999-02 2016-17 2000-01 1998 2010-14 2009, 11-12 1978-79 2005-08 2010-13 1990 2014-17 <b>2017</b> 1995 1990-93	<b>Leslie Farris</b> Heather Feltmann Stephanie Ferlita Carolyn Fiero Kelly Flaczinski Katie Fricke Kristy Fuentes	<b>2017</b> 1993-95 1995-96 1986-87 1988-91 2004-05 1994-97	<b>M</b>	Leslie Malerich Pat Mangan Monique Marier Diane Maroe Sandy Martinez Meggan Matson Melissa May Kristie McConn Tiffany McDonald Jesse McGregor Megan McReynolds Monica Montez Lora Migliaccio Shannan Mitchem Kelly Miller Leslie Miller LaTanya Mitchell Misty Molin Amanda Moore Evelyn Morgado Bonnie Morgan <b>Dani Morgan</b> Lauren Mullins Marie Mygonik	1999-02 1980-81 2001-02 1979 1988-89 1997 2006-08 2008-11 2005-08 1996-99 2016 2007-10 1988-91 1989-92 1998-00 1984 1999-00 1995-98 2007 2012 1978 <b>2017</b> 2010 1978	Windy Taff Tammi Terrell Cynthia Thomas Robin Thomas Laurie Tiedt Julie Tiggis Kelly Tillman Dale Townsend Rose Trezza Linda Tyrrell	1996-97 1983 1972-73 1983 1984-87 2003-04 1981-84 2010-11 1978 1980-82					
<b>C</b>	Myssi Calkins Kimmy Carter <b>Zoe Casas</b> Charlotte Cates Christy Cerecedes Macey Cheatham Rosalind Chou Sharon Coats Shandra Colzie Shundra Colzie Allison Collins Jan Collins Kayla Collins Teresa Collins Heather Conway Dina Cooper Ellie Cooper Suzanne Cooper Shawnda Corbin Cheryl Cordes Darby Cottle Danielle Cox Skyla Cox Bonnie Craig Lori Crouse	1994-97 1999-02 <b>2016-17</b> 1981 1998-99 2013-16 1996-97 1979-80 2002-03 2002-03 2008-10 1978 2006-07 1983-84 1992-93 1983-84 2014-17 1987 1988 1978 1980-82 1998-99 2001-02 1978-79 1986-89	Carey Galuppi Camille Garcia Robyn Gauger BillieAnne Gay Tatiana George Tina Getherall Barbara Gillespie Jessica Gilmore Terese Gober Celeste Gomez Cathy Gooding Kim Googe <b>Carsyn Gordon</b> Cindy Gordon Toni Gutierrez	2003-06 2007-09 2000-01 2003-06 2002-05 1990-92 1985-86 2007-09 2007-09-10 2011-14 1981-84 1979-80 <b>2016-17</b> 1992-93 1990-93	<b>H</b>	Tory Haddad Lisa Hall Briana Hamilton Sarah Hamilton Roxanne Hantelmann Trisha Hardy LeAnn Harrell Barb Harris Lauren Harris Amy Harrison Becky Harrison <b>Cali Harrod</b> Stephanie Hartness Rylan Harvey Corey Hendrickson Kelly Hensley Jackie Hirschfeld B.J. Hodges Cula Hodges Kim Hoffer Erika Hoffner Laurie Holler Kristy Hull Casey Hunter	2010 1998 2011-14 2008-11 1986 1978 1982-84 1978 2014-17 2004-05 1988-91 <b>2016-17</b> 2013-14 2015 2014 2011-14 1998-02 1990-91 1980 2004-06 2012-13 1985-86 1995-98 2002-05	Heidi Nelson Jessica Nori Cathy Norton	1984 2011-14 1978-80	<b>N</b>	Maddie O'Brien Carol O'Domski Cricket Olafson Jennifer Olow Sunnie O'Neal Brittany Osmon Sherri Owens	2012-15 1980-81 1983 1991-94 1981-84 2005-08 1988	Beth Wade Lacey Waldrop Becky Wallace <b>Jessie Warren</b> Lita Weingart Windy Weltz Jennifer White-Cody Corrie Williams Felicia Williams Sandie Williams Debbie Willis Robin Willy Shamalene Wilson Vicki Wilson Melissa Wood Tina Wood Veronica Wootson Carly Wynn	2001-04 2009-11 2001-04 1997-99 1999 2001-04 1992-15 1997-00 <b>2015-17</b> 1980 1994-97 1998-01 1996-99 1999-00 1982 1978 1993-96 1978 2005-06 1993-94 2004-07 2007-10
<b>D</b>	Bella D'Errico Victoria Daddis <b>Tessa Daniels</b> Tiffany Daniels Lisa Davidson <b>Cassidy Davis</b> Wendy Davis LaShaun Davis Judi Davison Debbie DeJohn	2014-16 2014-16 <b>2016-17</b> 1986-89 1991-94 <b>2017</b> 1982-84 2004-07 1985-87 1987-90	Shayla Jackson Natasha Jacob Julie Jordan Brittany Joseph	2009-12 2003-06 2001-02 2008-10	<b>J</b>	Kari Keith <b>Morgan Klaevemann</b> <b>Meghan King</b> Sarah King Charlene Koski Alex Kossoff Brittany Krbec Tina Kyler	1986-89 <b>2015-17</b> <b>2016-17</b> 1997-98 1980 2013-16 2007 1984-85	Robin Pace Susan Painter Jasmine Palmer Lesley Palmer Adrienne Pearson Lindsey Peppers Sandy Perkins Monica Perry Kim Petrovich Robyn Petrovich Tami Post Alex Powers Chris Priestser	1983-84 1981-84 2016 2003-05 1994-95 2012 1979 2012-13 2006 2005-08 1996-99 2014-17 1986	<b>P</b>	Kaleigh Rafter Julie Rice Brenda Richardson Toni Robinette <b>Korina Rosario</b> Courtney Rosen Venus Ross Daphne Russell	2009 1988-91 1989 1981-82 <b>2015-17</b> 2007, 09-10 1980-81 1987-88	Niki Zenger	1995-96
											(Since 1978)	Active Players in <b>Bold</b>		



1981 & 1982 AIAW NATIONAL CHAMPIONS • 30 NCAA APPEARANCES • 46 ALL-AMERICANS

# PRO AND INTERNATIONAL PLAYERS



Brandi Stuart



Sabrina Stutsman,  
Meghan King,  
Korina Rosario




Ellie  
Cooper



Jessica van der Linden



Leslie Malerich



Myssi Calkins



Kaleigh  
Rafter



Lacey Waldrop



Jessica Burroughs



Alex  
Powers

Sydney  
Broderick



Tiffany McDonald

**JESSICA BURROUGHS**  
SELECTED BY  
  
**ROUND 1  
PICK 1**



Veronica Wootson



Monica Perry



Yuruby Alicart



Courtney Senas, Briana Hamilton, Maddie O'Brien

- Laurie Shephard ..... Silver Bullets (1995-98)
- Casey Hunter ..... Connecticut Brackettes (2006)
- Renee Espinoza ..... Georgia Pride (1997)
- Jessica van der Linden ..... Arizona Heat (2004), Puerto Rico National Team
- Yuruby Alicart ..... Venezuelan National Team (2000-17), 2008 Beijing Olympics Participant
- Tatiana George ..... Harlem Diamonds (2005)
- Brandi Stuart ..... Akron Racers (2004)
- Myssi Calkins ..... Georgia Pride (1999)
- Shannon Mitchem ..... Silver Bullets (1993-98)
- Shamalene Wilson ..... Georgia Pride (1997)
- Briana Hamilton ..... PA Rebellion (2014-15), Akron Racers (2015)
- Leslie Malerich ..... Connecticut Brackettes (2005-06), Italian National Team
- Leslie Adams ..... Carolina Diamonds (1997-99)
- Tiffany McDonald ..... British National Team (2006), Coach for Dutch National Team
- Elisa Vasquez ..... Houston (2004)
- Kristy Fuentes ..... Georgia Pride (1998)
- Veronica Wootson ..... Akron Racers (2007-08)
- Kaleigh Rafter ..... Canadian National Team (2007-17), 2008 Olympics Participant
- Carly Wynn ..... WMLS International Japan (2013-14), 2015 Pan Am Games Gold Medalist
- Terese Gobar ..... Tennessee Diamonds (2010)
- Monica Perry ..... Mannheim Tornados (2010)
- Courtney Adams ..... Hotel Ambassador cc Terrasvogels (2013), South Australian Starz (2015-17)
- Ellie Cooper ..... Puerto Rico National Team (2013)
- ..... Junior World Championships (2011, 13, 15)
- Lacey Waldrop ..... New Zealand National Team (2012-17), NZ Team Captain (2016-17)
- Maddie O'Brien ..... USSSA Pride (2017), No. 1 Overall Pick in 2017 NPF Draft
- Courtney Senas ..... USSSA Pride (2017)
- Jessica Burroughs ..... USSSA Pride (2017)
- Alex Powers ..... USSSA Pride (2017)
- Sydney Broderick ..... USSSA Pride (2017)
- Meghan King ..... Puerto Rico National Team (2015-17)
- Sabrina Stutsman ..... Puerto Rico National Team (2015-17)
- Korina Rosario ..... Puerto Rico National Team (2015-17)
- Carsyn Gordon ..... Puerto Rico National Team (2016-17)



## NINE WOMEN'S COLLEGE WORLD SERIES APPEARANCES • 15 ACC CHAMPIONSHIPS

# 1981 & 1982 NATIONAL CHAMPIONS

Before the games were televised on ESPN and before there were professional leagues, the main goal of collegiate softball was to go out, give your best and try to win, but mainly the student-athletes were there because they loved the game and they wanted to have fun. For two years in the early 1980's, the Florida State softball team not only had fun, but also dominated its competition and brought home a pair of national championships.

There was plenty of reason for optimism going into the 1981 season after FSU won 13 of its last 15 games the year before and was one game away from advancing to the AIAW National Tournament. Countering the momentum from 1980 was the inexperience of the 1981 roster which featured only six returnees but a host of talented newcomers.

"It was a lot of fun," former head coach Dr. JoAnne Graf said. "They had known each other from summer league ball so I think there was a lot of respect right away. Anytime you win it's a whole lot of fun. That team was in every game, they won, obviously, most of them, but it's always fun to coach people who win and they worked hard. They just had that confidence, that air that they were going to have to lose the game; no one was going to beat them."

Any concerns about the 1981 season were quickly erased as the Seminoles ran out to a 19-2 start with a trio of tournament titles. The only hiccup during the year came at the South Florida Invitational as FSU lost three of four but that also served as a wake up call as the Seminoles won 16-straight games to push their record to 38-5.

Just when the Seminoles had everything going in their favor, another bump in the road came. Winners of its last 16 games, FSU dropped a pair of games to East Carolina to finish second at the North Carolina State Invitational. But just like the losses at South Florida, the setback refocused the Seminoles when they needed it the most.

Few would have guessed that the 5-2 loss to the Pirates would be the Seminoles' last of the season. FSU took four-straight heading into the FAIAW State Tournament where it breezed to the state title with four more wins to match the most wins in school history. Up next was the AIAW Region III Tournament where the Seminoles took the next step, sweeping four more games to advance to the National Tournament.

Proving its versatility, FSU won every way possible, outscoring Western Carolina 13-9 in the first game before winning a defensive triumph 4-3 over North Carolina State. FSU disposed of the Pirates 12-3 then beat North Carolina 4-1 to capture the school's first national championship in women's athletics.

Postseason accolades came in for Darby Cottle as the shortstop collected All-America honors after hitting .428. Joining her on the All-America squad was second baseman Jan Sikes as she hit .477.

"Those teams were so full of life, heart, we had great camaraderie," former player Susan Painter said. "It started at the top with JoAnne. We had a great group of players, but she was the main component. She kept us on top and kept fighting for us and for the title. Every great team has a fit and that one certainly did. It was quite a group. We still keep in touch, but I miss that."

The pieces were in place for another run in 1982 and the Seminoles wasted no time as they won their first 12 games, highlighted by the title at the Florida Invitational - including eight shutouts. Ironically the "low point" of the season came at the Lady Seminole Invitational where FSU lost three in a row.

But just like they had done the previous year, the Seminoles bounced back to win 10-straight, including titles at the Friendly City and South Florida Invationals. Twice during the middle half of the season the Seminoles scored 30 runs or more, including a 39-5 drubbing of Georgia Southern.

Despite all of FSU's success that year - the Seminoles won four of six regular season tournaments - there was one team it could not get past: rival Florida. Of the 10 losses that season, six came to the Gators, including back-to-back losses at the Montgomery Invitational where FSU finished second.



Similar to 1981, the losses refocused the Seminoles as they won their next 12 going into the FAIAW tournament. UF got the Tribe again 2-1 in the third game, but the Seminoles won a pair to claim the state title. Florida State had relatively little trouble in the regional tournament, only dropping a 2-1 decision to South Florida before beating the Bulls for the trophy.

The stage was set for a repeat and the Seminoles were on a mission having won 21 of their last 23 games. The first three games were a breeze as FSU outscored its opponents 46-6 with wins over Georgia Southern, South Florida and UNC-Charlotte. All that stood between FSU and its second national championships were the Florida Gators.

While Florida State held an 8-6 lead in the season series, Florida was the only team that had been close to FSU over the last five years and handed the Seminoles their worst loss in school history at the time, a 14-0 defeat during the middle of the season. With the championship on the line the Seminoles were at their best and they prevailed 9-4 to claim their second-straight national championship.

The accolades poured in for the Seminoles again, headed by Cottle who was named the Broderick Award winner as the AIAW Player of the Year. She was joined on the All-America squad by Natalie Drouin, Painter, Toni Robinette and Sikes.

"We were like a big family, I don't even remember anyone not getting along," Drouin said. "We had two great teams and I don't know which one was better. They were pretty equal. At the time none of us really knew what we had accomplished, we just wanted to do our best and have fun, but afterwards it was thrilling."

The Seminoles won 110 games those two years with a 54-7 record in 1981 and a 56-10 mark the year after. Florida State was an offensive juggernaut those two seasons, scoring an average of 9.2 runs per game. What might be even more impressive was the Seminoles' pitching and defense. Behind Painter, the team's lone pitcher, FSU gave up only 2.7 runs per game, a number that is unfathomable in slow pitch.

"I remember a lot of team unity and enthusiasm," Cottle said. "We were a group of winners, that's for sure, and we were a team that was willing to do whatever it took to get to the top. I'm just proud to have been part of the teams that started a tradition of winning."

While the AIAW was disbanded one year later and FSU went to NCAA competition in 1984, the players on those teams were the founders of a legacy that continues today.



1981 & 1982 AIAW NATIONAL CHAMPIONS • 30 NCAA APPEARANCES • 46 ALL-AMERICANS

# DR. JOANNE GRAF

Dr. JoAnne Graf spent 30 successful seasons at the helm of the Florida State softball program. With 1,437 victories under her belt, Graf retired on June 15, 2008, with more wins than any other head coach in collegiate softball.

The first collegiate softball coach to earn 1,400 victories, Graf's numerous achievements with Florida State softball include AIAW slowpitch national championships in 1981 and 1982, seven trips to the Women's College World Series, with the first coming in 1986 (just four years after FSU went to NCAA fastpitch softball), 21 NCAA Regional appearances and 10 Atlantic Coast Conference titles.

On April 2, 2005, then-Florida State University President Dr. T.K. Wetherell officially renamed the softball stadium "JoAnne Graf Field at the Seminole



Softball Complex," making her among only two active softball coaches with fields named after them. On September 13, 2013, Graf was inducted into the Florida State Athletics Hall of Fame

One of the most prolific coaches in collegiate softball, Graf concluded her career having won 75 percent of her games (1,437-478-6), including a 1,218-425-6 (.740) mark in NCAA Division I play. Her NCAA career win total is currently 11th all-time. Florida State averaged 50.75 wins per year under her guidance since beginning NCAA play ranked No. 1 during that span.

Graf is a 1975 graduate of Florida State. In 1992, she earned her doctorate degree in athletic administration at FSU, and taught at her alma mater until her retirement in 2013.

### The JoAnne Graf File

- 1,437 All-Time Victories at Florida State
- Back-to-Back AIAW National Championships (1981 & 1982)
- Six-Time ACC Coach of the Year
- 10 Atlantic Coast Conference Titles
- 21 NCAA Tournament Appearances
- 45 NCAA Tournament Victories
- Seven Women's College World Series Appearances
- 34 All-America Awards
- 74 All-ACC Selections



# NCAA RECORDS

## INDIVIDUAL LEADERS

### SINGLE-GAME RECORDS

CONSECUTIVE PLATE APPEARANCES, REACHING BASE  
18 .....Maddie O'Brien, April 16-20, 2014 (2nd)

INTENTIONAL BASES ON BALLS  
4 ..... Maddie O'Brien vs. Pitt, April 16, 2014 (T-1st)

CONSECUTIVE VICTORIES  
50 Rebecca Aase, Feb. 25, 1991-April 24, 1993 (2nd)

CONSECUTIVE BASES ON BALLS  
8 .....Maddie O'Brien, April 19-20, 2014 (T-6th)  
7 .....Maddie O'Brien, April 1-3, 2015 (T-8th)  
5 .....Alex Powers, May 7-8, 2015 (T-16th)

STOLEN BASES  
5 ..... Serita Brooks vs. Bethune-Cookman May 17, 2001 (T-6th)

CONSECUTIVE STOLEN BASES  
54 .....Serita Brooks, Feb. 9-May 19, 2001 (T-12th)

CONSECUTIVE GAMES HITTING STREAK  
28 .....Natasha Jacob, April 4, 2005-Feb. 14, 2006 (T-18th)

### SEASON RECORDS

GRAND SLAMS  
Player Year Cl. G GS  
Carsyn Gordon .....2016 .....Fr. ....59 .....3

RUNS BATTED IN  
Player Year Cl. G RBI  
Maddie O'Brien .....2014 .....Jr. ....64 .....83 (T-19th)

STOLEN BASES  
Player Year Cl. G SB  
Danielle Cox .....1999 .....Sr. ....66 .....73 (T-2nd)  
Shamalene Wilson .....1996 .....Sr. ....72 .....69 (T-6th)  
Myssi Calkins .....1997 .....Sr. ....65 .....61 (T-10th)

BASES ON BALLS  
Player Year Cl. G RBI  
Maddie O'Brien .....2015 .....Sr. ....63 .....73 (T-11th)

HOME RUNS  
Player Year Cl. G RBI  
Maddie O'Brien .....2014 .....Jr. ....64 .....24 (T-24th)

GAMES  
Player Year G  
Leslie Malerich .....2000 .....58 (T-18th)

WINNING PERCENTAGE  
Player Year Cl. W L Pct.  
Rebecca Aase .....1992 .....So. ....28 .....0 .....1.000 (T-1st)

EARNED-RUN AVERAGE  
Player  
0.22 Shelly Berube .....1984 (T-16th)

NO HITTERS  
Player  
6 Julie Larsen .....1986 (T-7th)

ASSISTS  
Player Year Cl. G Assists  
Cindy Lawton .....1995 .....Sr. ....73 .....189 (T-22nd)

### CAREER RECORDS

PERFECT GAMES  
No. Player Years  
6 Julie Larsen .....1985-88 (T-2nd)

GAMES PLAYED  
No. Player Years  
295 Jessica van der Linden .....2001-04 (3rd)  
290 Brandi Stuart .....2000-03 (T-7th)  
281 Kristi Hull .....1995-98 (19th)

AT BATS  
No. Player Years  
875 Veronica Wootsen .....2004-07 (T-15th)

STOLEN BASES  
No. Player Years  
185 Myssi Calkins .....1994-97 (7th)  
162 Brandi Stuart .....2000-03 (T-12th)  
161 Shamalene Wilson .....1993-96 (T-14th)

TRIPLES  
No. Player Years  
30 Shamalene Wilson .....1993-96 (12th)

NO HITTERS  
No. Player Years  
12 Julie Larsen .....1985-88 (T-12th)

ASSISTS  
No. Player Years  
591 Tami Post .....1996-99 (13th)

STOLEN-BASE PERCENTAGE (min. 50 attempts)  
No. Player Years  
0.942 Morgan Bullock (49-of-52) .....2010-13 (T-16th)  
0.931 Shamalene Wilson (161-of-173) .....1993-96 (26th)

BASES ON BALLS  
No. Player Years  
198 Maddie O'Brien .....2012-15 (12th)

EARNED-RUN AVERAGE  
No. Player Years  
0.47 Toni Gutierrez .....1990-93 (T-19th)

STRIKEOUT RATIO (K PER 7 IP)  
No. Player Years  
9.98 Sarah Hamilton (1,005 K in 704.1 IP) .....2008-11 (T-25th)

### ANNUAL NCAA INDIVIDUAL LEADERS

HOME RUNS  
Year Player Cl. G No. Avg.  
1987 Tiffany Daniels So. 64 10 0.16

RUNS BATTED IN  
Year Player Cl. G No. Avg.  
2014 Maddie O'Brien Jr. 64 83 1.30

STOLEN BASES PER GAME  
Year Player Cl. G SB SBA Avg.  
1999 Danielle Cox Sr. 66 73 82 1.11


STOLEN BASES  
Year Player Cl. G SB  
1996 Shamalene Wilson Sr. 72 69  
1999 Danielle Cox Sr. 66 73

STRIKEOUT RATIO (Strikeouts per seven innings)  
Year Player Cl. G IP SO Avg.  
1984 Tina Kyler Jr. 20 135.1 224 11.6  
1985 Julie Larsen Fr. 21 122.0 175 10.0

TOTAL BASES  
Year Player Cl. G H AB TB Avg.  
2014 Maddie O'Brien Jr. 64 73 172 162 .942



# NCAA RECORDS



Toni Gutierrez

## ANNUAL TEAM CHAMPIONS

### HITS

Year	Team	G	W	L	T	AB	Hits	Avg.
1992	Florida State	72	63	9	0	1,842	580	.315

### RUNS

Year	Team	G	W	L	T	R	Avg.
1992	Florida State	72	63	9	0	364	5.06

### HOME RUNS PER GAME

Year	Team	G	W	L	T	HR	Avg.
1989	Florida State	53	39	14	0	17	0.32

### STOLEN BASES

Year	Team	G	W	L	T	SB	SBA	Avg.
1996	Florida State	72	51	21	0	160	171	2.22

### TOTAL BASES

Year	Team	G	W	L	T	AB	TB	Pct.
1992	Florida State	72	63	9	0	1,842	766	.416

### EARNED RUN AVERAGE

Year	Team	G	W	L	T	IP	R	ER	ERA
2001	Florida State	70	58	12	0	474.3	75	48	0.71
2004	Florida State	74	62	12	0	498.3	76	44	0.62

### BASES ON BALLS

Year	Player	Cl.	G	No.	Avg.
2015	Maddie O'Brien	Sr.	63	73	1.16

### VICTORIES

Year	Player	Cl.	G	IP	W	L	Pct.
2014	Lacey Waldrop	Jr.	48	266.1	38	7	.844

## TEAM RECORDS

### PITCHING

#### CONSECUTIVE SCORELESS INNINGS

124 Florida State, February 20-March 19, 1993

#### STRIKEOUTS IN A GAME

28 Florida State vs. Southern Miss., March 10, 1984 (15 inn)

## TEAM LEADERS

### SINGLE-GAME RECORDS

#### LONGEST GAME

Inn. Team (Score), Opponent (Score) Date  
15 Florida State (1), Southern Miss. (0)..... March 10, 1984 (T-27th)

#### LONGEST WINNING STREAK

No. Team Dates  
32 Florida State..... March 4-26, 1985 (T-11th)  
27 Florida State..... March 22-May 15, 2003 (T-25th)

### SEASON RECORDS

#### BATTING - HITS

Team Year G Hits  
Florida State..... 1995..... 73..... 628 (20th)

#### PITCHING - EARNED RUN AVERAGE

Team Year W-L-T IP R ER ERA  
Florida State..... 1984..... 40-5-2..... 341.0..... 30..... 18..... 0.37 (T-14th)

#### PITCHING - SHUTOUTS

Team Year SHO  
Florida State..... 1992..... 40 (T-12th)

#### MISCELLANEOUS - VICTORIES

Team Year W L T Pct.  
Florida State..... 1992..... 63..... 9..... 0..... .875 (T-14th)

## DIVISION I SOFTBALL COACHING RECORDS

### WINNINGEST COACHES ALL-TIME

#### BY VICTORIES

(Minimum 10 years as a Division I head coach; includes spring varsity fast-pitch record at four-year colleges only.)

Coach, Team	Yrs.	Won	Lost	Tied	Pct.
11. JoAnne Graf (Florida St. 1984-2008).....	25	1,186	425	6	.735

#### BY PERCENTAGE

(Minimum 10 years as a Division I head coach; includes spring varsity fast-pitch record at four-year colleges only.)

Coach, Team	Yrs.	Won	Lost	Tied	Pct.
17. JoAnne Graf (Florida St. 1984-2008).....	25	1,186	425	6	.735



JoAnne Graf



# NINE WOMEN'S COLLEGE WORLD SERIES APPEARANCES • 15 ACC CHAMPIONSHIPS

## TEAM AND INDIVIDUAL RECORDS

### TEAM SEASON RECORDS

<b>Victories</b>		
Most in a Season	63	1992 (63-9)
<b>Streaks</b>		
All-time winning streaks	32	Mar. 4-26, 1985
	&29	Feb 23-April 9, 2017
	27	Mar. 22-May 11, 2003
	*25	Feb. 9-Mar. 18, 1992
	24	Mar 3-April 9, 2017
	22	Feb. 20-Apr. 3, 2016
	*21	Feb. 13-Mar. 19, 1993
	20	Mar. 21-Apr. 9, 1991
	18	Mar. 13-Mar. 28, 1998
	18	Apr. 11-May 16, 1992
	18	Mar. 10-23, 1986
	17	Mar. 12-Apr. 6, 2014
	17	Feb. 7-Mar. 1, 2014
	17	^1984

& - unbeaten streak (28-0-1); \* - streak started the season; ^ - dates unknown

Longest Losing Streak	8	March 4-11, 2000
Highest Winning Pct. in Season	.875	1984 (41-5-2) 1992 (63-9)

<b>Shutouts</b>		
Fewest Times Shutout in Season	2	2016 (65 games),
1997 (65 games), 2014 (64 games), 2010 (62 games), 1995 (61 games)		
Most Times Shutout in Season	10	1994
Most Recorded in Season	41	1992

<b>Shutout Streaks</b>		
Without Being Shutout	49	April 25, 2015 - April 13, 2016
Most Consecutive	17	1993
Consecutive Scoreless Innings Pitched	124.2	1993

### HITTING

<b>Runs</b>		
Most in Game	20	vs. B-CU, 2013
Most Allowed in Game	17	vs. Michigan, 2014
Largest Winning Margin	20	vs. B-CU, 2013
Largest Losing Margin	14	vs. Michigan, 2014
Most in Season	459	2016
Most Allowed in a Season	256	2006

<b>Hits</b>		
Most in Season	628	1995
Most Allowed in Season	442	1998

<b>Doubles</b>		
Most in Season	94	2017
Most Allowed in Season	69	2006, 1998

<b>Triples</b>		
Most in Season	33	1994
Most Allowed in Season	23	1994

<b>Home Runs</b>		
Most in Season	71	2017
Most Allowed in Season	47	2006

<b>Runs Batted In</b>		
Most in Season	407	2016
Most Allowed in a Season	232	2006

<b>Batting Average</b>		
Highest in Season	.329	2017
Highest Allowed in Season	.246	2011

<b>Walks</b>		
Most in Season	318	2014
Most Allowed in Season	229	2005

<b>Stolen Bases</b>		
Most in Season	160	1996
Most Allowed in Season	63	2002, 2007

### FIELDING

<b>Putouts</b>		
Most in Season	1,604	2000

<b>Assists</b>		
Most in Season	804	2000

<b>Errors</b>		
Most in Season	108	2006
Most by Opponents in Season	155	1995

<b>Fielding Percentage</b>		
Highest in Season	.976	1993

### PITCHING

<b>Pitching Appearances</b>		
Most in Season	78	2000

<b>Innings Pitched</b>		
Most in Season	534.2	2000

<b>No Hitters</b>		
Most in Season	8	1986

<b>Earned Run Average</b>		
Lowest in Season	0.37	1984 (18 ER-339.2 IP)
Highest in Season	2.71	2006 (192 ER-496.1 IP)

### INDIVIDUAL SEASON RECORDS

<b>BATTING</b>		
Most Games Played:		78, Kimmy Carter, 2000

		Brandi Stuart, 2000
		Serita Brooks, 2000
		Natalie Bennett, 2000
At Bats:		252, Natasha Jacob, 2006
Runs:		72, Shamalene Wilson, 1996
Hits:		99, Serita Brooks, 2000
Doubles:		19, Alex Powers, 2017
		Yuruby Alicart, 2006
Triples:		11, Tiffany Daniels, 1987
		11, Shamalene Wilson, 1995

Home Runs:		24, Maddie O'Brien, 2014
RBI's:		83, Maddie O'Brien, 2014
Walks:		73, Maddie O'Brien, 2015
Strikeouts:		55, LaShaun Davis, 2005
Batting Average:		.432, Danielle Cox, 1999
Stolen Bases:		73, Danielle Cox (73-of-82), 1999
Sacrifices:		25, Shannon Mitchem, 1992

### FIELDING

Putouts:		498, Becky Wallace, 2000
Assists:		189, Cindy Lawton, 1995
Errors:		34, Jesse McGregor, 1996
Fielding Pct.:		1.000, Julie Rice (320 chances), 1990
		Morgan Klaevemann (65 outfield chances), 2015

### PITCHING

Appearances:		58, Leslie Malerich, 2000
Games Started:		42, Lacey Waldrop, 2014
		Tiffany McDonald, 2006
		Leslie Malerich, 2002

Innings Pitched:		329.1, Tiffany McDonald, 2006
Wins:		38, Lacey Waldrop, 2014
Losses:		19, Tiffany McDonald, 2006
		Sarah Hamilton, 2011

No Hitters:		4, Christy Larsen, 1990
Runs (Most):		148, Tiffany McDonald, 2006
Runs (Least):		10, Julie Larsen, 1985
		Shelley Berube, 1984
		Rebecca Aase, 1994

Earned Runs (Most):		107, Tiffany McDonald, 2006
Earned Runs (Least):		1, Toni Gutierrez, (50.0 innings), 1990

Hits (Most):		250, Tiffany McDonald, (in 329.1 innings), 2006
Walks (Most):		126, Casey Hunter, 2005
Walks (Least):		10, Toni Gutierrez, 1990

Strikeouts:		387, Jessica van der Linden, 2004
Hit Batsmen:		28, Tiffany McDonald, 2006
Earned Run Average:		0.14, Toni Gutierrez, (50.0 innings), 1990

Most Doubles Allowed:		40, Tiffany McDonald, 2006
Most Triples Allowed:		11, Rebecca Aase, 1994
Most Home Runs Allowed:		32, Tiffany McDonald, 2006

Most Consecutive Victories:		50, Rebecca Aase,
		Feb. 15, 1991 - April 24, 1993

Best Win Percentage:		1.000, Rebecca Aase, (28-0), 1992
Combined Strikeouts by Starting Pitchers:		25
		Jessica Burroughs (4) vs. Kelly Barnhill (21), May 3, 2017





# ALL-TIME TOP 10

## BATTING RECORDS

### GAMES

1. Kristy Hull	281	1995-98
2. Brandi Stuart	280	2000-03
3. Tami Post	277	1996-99
4. Veronica Wootson	273	2004-07
5. Kimmy Carter	272	1999-02
Jessica van der Linden	272	2001-04
7. Myssi Calkins	271	1994-97
8. Jesse McGregor	267	1996-99
9. Natasha Jacob	264	2003-06
10. Shamalene Wilson	262	1993-96

### BATTING AVERAGE

1. Shamalene Wilson	.366	1993-96
Danielle Cox	.366	1998-99
3. Jessica van der Linden	.361	2001-04
4. Cindy Lawton	.358	1994-95
5. Brandi Stuart	.357	2000-03
6. Tiffany Daniels	.356	1986-89
7. Carly Wynn	.355	2007-10
8. Staci Brandon	.351	2000-01
Serita Brooks	.351	2000-01
10. Alex Powers	.343	2014-17

### RUNS

1. Shamalene Wilson	223	1993-96
2. Tiffani Brown	207	2010-14
3. Veronica Wootson	199	2004-07
4. Brandi Stuart	192	2000-03
5. <b>Jessie Warren</b>	<b>185</b>	<b>2015-Pr.</b>
6. Courtney Senas	180	2011-14
7. Susan Buttery	170	1990-93
8. Myssi Calkins	166	1994-97
9. Carly Wynn	165	2007-10
10. <b>Morgan Klaevemann</b>	<b>164</b>	<b>2015-Pr.</b>

### HITS

1. Shamalene Wilson	310	1993-96
2. Brandi Stuart	287	2000-03
3. Tiffani Brown	285	2010-14
4. Veronica Wootson	282	2004-07
5. Jessica van der Linden	277	2001-04
6. Natasha Jacob	271	2003-06
7. Kristy Hull	265	1995-98
8. Myssi Calkins	253	1994-97
9. Carly Wynn	247	2007-10
10. Susan Buttery	245	1990-93

### DOUBLES

1. Alex Powers	51	2014-17
2. Jessica van der Linden	50	2001-04
3. Carly Wynn	45	2007-10
4. Maddie O'Brien	41	2012-15
Veronica Wootson	41	2004-07
6. Victoria East	39	2013-16
Brandi Stuart	39	2000-03
8. Corrie Williams	38	1996-99
9. <b>Jessie Warren</b>	<b>37</b>	<b>2015-Pr.</b>
Courtney Senas	37	2011-14

## TRIPLES

1. Shamalene Wilson	30	1993-96
2. Tiffani Brown	22	2010-14
Veronica Wootson	22	2004-07
4. Tiffany Daniels	21	1986-89
5. Lisa Davidson	19	1991-94
6. Kimmy Carter	18	1999-02
7. Jessica van der Linden	17	2001-04
Brandi Stuart	17	2000-03
Leslie Barton	17	1990-93
10. Susan Buttery	16	1990-93

## HOME RUNS

1. <b>Jessie Warren</b>	<b>62</b>	<b>2015-Pr.</b>
2. Maddie O'Brien	55	2012-15
3. Courtney Senas	36	2011-14
4. Alex Powers	35	2014-17
5. Veronica Wootson	29	2004-07
6. Briana Hamilton	28	2011-14
7. Yuruby Alicart	26	2006-07
8. Brandi Stuart	25	2000-03
9. Tiffany Daniels	24	1986-89
10. Ashley Stager	23	2008-11

## RBI

1. Maddie O'Brien	216	2012-15
2. <b>Jessie Warren</b>	<b>203</b>	<b>2015-Pr.</b>
3. Alex Powers	171	2014-17
4. Jessica van der Linden	161	2001-04
5. Courtney Senas	158	2011-14
6. Brandi Stuart	151	2000-03
7. Veronica Wootson	137	2004-07
8. Kimmy Carter	136	1999-02
9. Leslie Barton	131	1990-93
10. Ellie Cooper	122	2014-17

## STOLEN BASES

1. Myssi Calkins	185	1994-97
2. Brandi Stuart	162	2000-03
3. Shamalene Wilson	161	1993-96
4. <b>Morgan Klaevemann</b>	<b>109</b>	<b>2015-Pr.</b>
Tiffani Brown	109	2010-14
6. Serita Brooks	97	2000-01
7. Danielle Cox	93	1998-99
8. Veronica Wootson	79	2004-07
9. Courtney Senas	69	2011-14
Natasha Jacob	69	2003-06

## WALKS

1. Maddie O'Brien	198	2012-15
2. Jessica van der Linden	144	2001-04
3. Alex Powers	133	2014-17
Brandi Stuart	133	2000-03
5. Lisa Davidson	114	1991-94
6. Ashley Stager	113	2008-11
7. <b>Morgan Klaevemann</b>	<b>105</b>	<b>2015-Pr.</b>
8. Carly Wynn	103	2007-10
9. Courtney Senas	98	2011-14
10. Tiffany Daniels	92	1986-89

## SLUGGING PERCENTAGE

1. Maddie O'Brien	.645	2012-15
2. Yuruby Alicart	.622	2006-07
3. Alex Powers	.612	2014-17
4. Tiffany Daniels	.592	1986-89
5. Courtney Senas	.547	2011-14
6. Carly Wynn	.543	2007-10
7. Brandi Stuart	.540	2000-03
8. Shamalene Wilson	.521	1993-96
9. Veronica Wootson	.519	2004-07
10. Lisa Davidson	.501	1991-94

## PITCHING RECORDS

### APPEARANCES

1. Leslie Malerich	179	1999-02
2. Lacey Waldrop	170	2012-15
3. Tiffany McDonald	163	2005-08
4. Jessica Burroughs	152	2014-17
5. Sarah Hamilton	149	2008-11
6. Terese Gober	141	2007-10
7. Casey Hunter	137	2002-05
8. Jen White-Cody	135	1998-01
9. Kristy Fuentes	125	1994-97
10. Debbie DeJohn	121	1987-90

### INNINGS PITCHED

1. Leslie Malerich	988.2	1999-02
2. Tiffany McDonald	898.1	2005-08
3. Lacey Waldrop	859.2	2012-15
4. Debbie DeJohn	798.0	1987-90
5. Casey Hunter	759.1	2002-05
6. Julie Larsen	759.0	1985-88
7. Jen White-Cody	756.1	1998-01
8. Sarah Hamilton	704.2	2008-11
9. Kristy Fuentes	698.1	1994-97
10. Jessica Burroughs	697.2	2014-17

### WINS

1. Lacey Waldrop	109	2012-15
2. Leslie Malerich	107	1999-02
3. Jessica Burroughs	92	2014-17
4. Debbie DeJohn	90	1987-90
5. Casey Hunter	85	2002-05
Julie Larsen	85	1985-88
7. Tiffany McDonald	79	2005-08
8. Christy Larsen	77	1988-91
9. Jessica van der Linden	76	2001-04
10. Jen White-Cody	74	1998-01
Toni Gutierrez	74	1990-93

### STRIKEOUTS

1. Sarah Hamilton	1,005	2008-11
2. Tiffany McDonald	939	2005-08
3. Lacey Waldrop	917	2012-15
4. Jessica van der Linden	899	2001-04
5. Casey Hunter	893	2002-05
6. Jessica Burroughs	845	2014-17
7. Julie Larsen	834	1985-88
8. Christy Larsen	758	1988-91
9. Leslie Malerich	751	1999-02
10. Terese Gober	692	2007-10

## EARNED RUN AVERAGE

### (MINIMUM 300 IP)

1. Shelley Berube	0.38	1984-85
2. Toni Gutierrez	0.47	1990-93
3. Tina Kyler	0.50	1984-85
4. Julie Larsen	0.68	1985-88
5. Debbie DeJohn	0.69	1987-90
6. Marla Looper	0.78	1993-94
7. Rebecca Aase	0.84	1991-94
8. Jessica van der Linden	0.96	2001-04
9. Christy Larsen	0.98	1988-91
10. Renee Espinoza	1.06	1995-96

## SHUTOUTS

1. Christy Larsen	52	1988-91
2. Toni Gutierrez	51	1990-93
3. Julie Larsen	50	1985-88
4. Leslie Malerich	45	1999-02
5. Rebecca Aase	43	1991-94
Debbie DeJohn	43	1987-90
7. Jessica van der Linden	39	2001-04
8. Casey Hunter	36	2002-05
9. Kristy Fuentes	35	1994-97
10. Tina Kyler	30	1984-85

## SAVES

1. Jessica Burroughs	9	2014-17
Jessica Nori	9	2011-14
3. Sarah Hamilton	8	2008-11
Tiffany McDonald	8	2005-07
5. Lacey Waldrop	7	2012-15
Casey Hunter	7	2002-05
7. Leslie Malerich	6	1999-02
8. <b>Meghan King</b>	<b>5</b>	<b>2016-Pr.</b>
Bailey Schinella	5	2012-15
10. Jessica van der Linden	4	2001-04
Marla Looper	4	1993-94

## FIELDING RECORDS

### ASSISTS

1. Tami Post	591	1996-99
2. Jesse McGregor	523	1996-99
3. Shannan Mitchem	451	1989-92
4. Brandi Stuart	444	2000-03
5. Veronica Wootson	422	2004-07
6. Maddie O'Brien	405	2012-15
7. Penny Siqueiros	403	1989-92
8. <b>Jessie Warren</b>	<b>402</b>	<b>2015-Pr.</b>
9. Tiffani Brown	391	2010-14
10. Laurie Shepard	387	1992-95

### PUTOUTS

1. Lori Crouse	1260	1986-89
2. Wendy Braye	1209	1994-97
3. Brittany Osmon	1203	2005-08
4. Julie Rice	1169	1988-91
5. Corrie Williams	1149	1996-99
6. Alex Powers	1124	2014-17
7. Beth Wade	1117	2001-04
8. Heather Feltman	1013	1993-95
9. Victoria East	901	2013-16
10. Celeste Gomez	900	2011-14



# NINE WOMEN'S COLLEGE WORLD SERIES APPEARANCES • 15 ACC CHAMPIONSHIPS

## SINGLE SEASON TOP 10

### BATTING RECORDS

#### AT BATS

1. Natasha Jacob	252	2006
2. Veronica Wootson	248	2004
3. Serita Brooks	242	2000
4. Susan Buttery	240	1991
5. Brandi Stuart	233	2000
6. Kristy Hull	232	1995
7. Shamalene Wilson	229	1996
8. Danielle Cox	227	1999
Cindy Lawton	227	1995
10. Whitney Buckmon	222	2006

#### BATTING AVERAGE

1. Danielle Cox	.432	1999
2. Maddie O'Brien	.424	2014
3. Jessie Warren	.413	2017
4. Jessica van der Linden	.412	2003
5. Morgan Klavemann	.410	2017
6. Shamalene Wilson	.402	1996
7. Jessica van der Linden	.401	2004
Serita Brooks	.401	2000
9. Alex Powers	.396	2016
10. Morgan Klavemann	.393	2015

#### RUNS

1. Shamalene Wilson	72	1996
2. Jessie Warren	71	2016
3. Veronica Wootson	70	2004
4. Morgan Klavemann	69	2016
5. Tiffani Brown	65	2014
Courtney Senas	65	2014
7. Brandi Stuart	63	2002
Tiffany Daniels	63	1987
9. Alex Powers	62	2016
Maddie O'Brien	62	2014

#### HITS

1. Serita Brooks	99	2000
2. Danielle Cox	98	1999
3. Natasha Jacob	94	2006
4. Shamalene Wilson	91	1996
5. Kristy Hull	87	1995
Cindy Lawton	87	1995
7. Susan Buttery	84	1991
8. Veronica Wootson	83	2004
9. Myssi Calkins	82	1997
10. Brandi Stuart	81	2002
Shamalene Wilson	81	1994

#### DOUBLES

1. Alex Powers	19	2017
Yuruby Alicart	19	2006
3. Carly Wynn	18	2010
4. Maddie O'Brien	17	2014
Yuruby Alicart	17	2007
6. Alex Powers	16	2016
Victoria East	16	2013
Cindy Lawton	16	1995
9. Shayla Jackson	15	2011
10. Jessie Warren	14	2017
Veronica Wootson	14	2007
Jessica van der Linden	14	2002
Monique Marier	14	2001
Jessica van der Linden	14	2001
Corrie Williams	14	1998

#### TRIPLES

1. Tiffany Daniels	11	1987
Shamalene Wilson	11	1995
3. Veronica Wootson	9	2006
Susan Buttery	9	1991
Lisa Davidson	9	1993
Shamalene Wilson	9	1994
7. Carly Wynn	8	2010
Serita Brooks	8	1996
9. Veronica Wootson	7	2004
Brandi Stuart	7	2002
Shamalene Wilson	7	1996
Lisa Donaldson	7	1991

#### HOME RUNS

1. Maddie O'Brien	24	2014
2. Jessie Warren	23	2017
3. Jessie Warren	20	2016
4. Jessie Warren	19	2015
5. Alex Powers	16	2016
6. Courtney Senas	15	2014
7. Courtney Senas	14	2013
Yuruby Alicart	14	2007
9. Kelly Hensley	13	2013
10. Briana Hamilton	12	2012
Yuruby Alicart	12	2006

#### RBI

1. Maddie O'Brien	83	2014
2. Jessie Warren	78	2016
3. Jessie Warren	68	2017
4. Alex Powers	63	2016
5. Jessie Warren	57	2015
Courtney Senas	57	2014
7. Yuruby Alicart	56	2007
8. Jessica van der Linden	55	2004
9. Kelly Hensley	54	2013
Yuruby Alicart	54	2006

#### STOLEN BASES

1. Danielle Cox	73	1999
2. Shamalene Wilson	69	1996
3. Myssi Calkins	61	1997
4. Serita Brooks	55	2001
5. Brandi Stuart	54	2002
Myssi Calkins	54	1996
7. Morgan Klavemann	53	2016
8. Myssi Calkins	44	1994
9. Tiffani Brown	43	2012
10. Serita Brooks	42	2000
Brandi Stuart	42	2000

#### WALKS

1. Maddie O'Brien	73	2015
2. Alex Powers	56	2015
3. Maddie O'Brien	56	2014
4. Erika Leonard	52	2012
5. Morgan Klavemann	51	2016
6. Brandi Stuart	49	2002
7. Jessica van der Linden	46	2003
8. Courtney Senas	43	2014
9. Carly Wynn	42	2010
Jessica van der Linden	42	2004

#### SLUGGING PERCENTAGE

1. Maddie O'Brien	.942	2014
2. Jessie Warren	.922	2017
3. Jessie Warren	.765	2016
4. Jessie Warren	.761	2015
5. Alex Powers	.721	2016
6. Tiffany Daniels	.673	1987
7. Courtney Senas	.667	2014
8. Brandi Stuart	.647	2002
9. Courtney Senas	.646	2013
10. Carly Wynn	.643	2010

#### PITCHING RECORDS

##### APPEARANCES

1. Leslie Malerich	58	2000
2. Tiffany McDonald	57	2006
3. Leslie Malerich	55	2002
4. Lacey Waldrop	48	2014
Kristy Fuentes	48	1997
6. Meghan King	47	2016
Lacey Waldrop	47	2013
Casey Hunter	47	2005
9. Sarah Hamilton	45	2011
Sarah Hamilton	45	2010

##### INNINGS PITCHED

1. Tiffany McDonald	329.1	2006
2. Leslie Malerich	323.0	2000
3. Leslie Malerich	315.1	2002
4. Kristy Fuentes	310.0	1997
5. Toni Gutierrez	285.1	1992
6. Christy Larsen	275.0	1991
7. Casey Hunter	268.1	2005
8. Lacey Waldrop	266.1	2014
9. Renee Espinoza	253.0	1996
10. Jessica van der Linden	246.1	2004

#### WINS

1. Lacey Waldrop	38	2014
2. Leslie Malerich	35	2002
Leslie Malerich	35	2000
Toni Gutierrez	35	1992
5. Casey Hunter	33	2004
6. Kristy Fuentes	32	1997
7. Tiffany McDonald	30	2006
Renee Espinoza	30	1996
9. Jessica Burroughs	29	2016
Jessica van der Linden	29	2004

#### STRIKEOUTS

1. Jessica van der Linden	378	2004
2. Casey Hunter	338	2005
3. Sarah Hamilton	326	2010
4. Tiffany McDonald	312	2006
5. Sarah Hamilton	311	2009
6. Christy Larsen	307	1991
7. Sarah Hamilton	289	2011
8. Toni Gutierrez	295	1992
9. Lacey Waldrop	287	2014
10. Casey Hunter	277	2004

#### EARNED RUN AVERAGE (MINIMUM 100 INNINGS PITCHED)

1. Julie Larsen	0.29	1985
2. Christy Larsen	0.35	1990
3. Julie Larsen	0.37	1986
4. Marla Loooper	0.42	1993
5. Toni Gutierrez	0.46	1993
Tina Kyler	0.46	1985
7. Toni Gutierrez	0.47	1992
8. Rebecca Aase	0.51	1993
Debbie DeJohn	0.51	1987
10. Debbie DeJohn	0.53	1989
Shelly Berube	0.53	1985

#### SHUTOUTS

1. Toni Gutierrez	23	1992
2. Jessica van der Linden	20	2004
Julie Larsen	20	1986
4. Leslie Malerich	16	2000
Julie Larsen	16	1987
6. Rene Espinoza	15	1995
Christy Larsen	15	1990
8. Casey Hunter	14	2004
Toni Gutierrez	14	1991
Debbie DeJohn	14	1990
Tina Kyler	14	1985

#### SAVES

1. Jessica Burroughs	4	2017
Jessica Nori	4	2014
Jessica Nori	4	2012
Bailey Schinella	4	2012
Tiffany McDonald	4	2006
Leslie Malerich	4	2002
Marla Loooper	4	1994
8. Meghan King	3	2017
Jessica Burroughs	3	2015
Sarah Hamilton	3	2010
Tiffany McDonald	3	2007
Casey Hunter	3	2005
Niki Zenger	3	1995

#### FIELDING RECORDS

##### ASSISTS

1. Cindy Lawton	189	1995
2. Natalie Bennett	173	2000
3. Tami Post	171	1998
4. Shannan Mitchem	165	1992
5. Natalie Bennett	156	2001
6. Jesse McGregor	153	1998
7. Jessie Warren	150	2016
8. Veronica Wootson	149	2007
9. Jessie Warren	147	2017
Shannan Mitchem	147	1991

##### PUTOUTS

1. Kaleigh Rafter	540	2009
2. Becky Wallace	498	2000
3. Jen Lapicki	498	2010
4. Heather Feltmann	480	1994
5. Heather Feltmann	463	1995
6. Leslie Adams	443	1992
7. Alex Powers	421	2016
8. Victoria East	418	2013
9. Robyn Gauger	409	2001
10. Beth Wade	407	2004



# YEARLY LEADERS

## YEARLY OFFENSIVE LEADERS (SINCE 1984)

### BATTING AVERAGE

1984	Greta Bahn.....	331
1985	Greta Bahn.....	274
1986	Carolyn Fiero.....	352
1987	Tiffany Daniels.....	391
1988	Tiffany Daniels.....	340
1989	Tiffany Daniels.....	350
1990	Penny Siqueiros.....	313
	Leslie Barton.....	313
1991	Penny Siqueiros.....	329
1992	Penny Siqueiros.....	381
1993	Susan Buttery.....	377
1994	Shamalene Wilson.....	380
1995	Cindy Lawton.....	383
1996	Shamalene Wilson.....	402
1997	Myssi Calkins.....	374
1998	Dana Bailey.....	342
1999	Danielle Cox.....	432
2000	Serita Brooks.....	401
2001	Brandi Stuart.....	361
2002	Brandi Stuart.....	391
2003	Jessica van der Linden.....	412
2004	Jessica van der Linden.....	401
2005	Natasha Jacob.....	359
2006	Natasha Jacob.....	373
2007	Veronica Wootson.....	349
2008	Carly Wynn.....	368
2009	Carly Wynn.....	337
2010	Carly Wynn.....	378
2011	Jen Lapicki.....	343
2012	Shayla Jackson.....	304
2013	Morgan Bullock.....	346
2014	Maddie O'Brien.....	424
2015	Morgan Klaevemann.....	393
2016	Alex Powers.....	396
2017	Jessie Warren.....	413

### RUNS

1984	Greta Bahn.....	36
1985	Greta Bahn.....	35
1986	Barbara Gillespie.....	24
1987	Tiffany Daniels.....	63
1988	Tiffany Daniels.....	39
1989	Tiffany Daniels.....	35
1990	Christy Larsen.....	30
1991	Susan Buttery.....	43
1992	Susan Buttery.....	59
1993	Susan Buttery.....	58
1994	Shamalene Wilson.....	55
1995	Shamalene Wilson.....	55
1996	Shamalene Wilson.....	72
1997	Myssi Calkins.....	55
1998	Kristy Hull.....	42
1999	Danielle Cox.....	52
2000	Serita Brooks.....	54
2001	Serita Brooks.....	58
2002	Brandi Stuart.....	63
2003	Brandi Stuart.....	41
2004	Veronica Wootson.....	70
2005	Natasha Jacob.....	29
2006	Yuruby Alicart.....	51
2007	Veronica Wootson.....	61
2008	Carly Wynn.....	38
2009	Carly Wynn.....	43
2010	Carly Wynn.....	52
2011	Tiffani Brown.....	50
2012	Tiffani Brown.....	44
2013	Courtney Senas.....	58
2014	Tiffani Brown.....	65
	Courtney Senas.....	65
2015	Jessie Warren.....	53
2016	Jessie Warren.....	71
2017	Jessie Warren.....	61

### HITS

1984	Greta Bahn.....	39
1985	Greta Bahn.....	54
1986	Carolyn Fiero.....	42
1987	Tiffany Daniels.....	79
1988	Tiffany Daniels.....	55
1989	Tiffany Daniels.....	56
1990	Penny Siqueiros.....	56
1991	Penny Siqueiros.....	71
1992	Susan Buttery.....	84
1993	Susan Buttery.....	78
1994	Shamalene Wilson.....	81
1995	Cindy Lawton.....	87
	Kristy Hull.....	87

1996	Shamalene Wilson.....	92
1997	Myssi Calkins.....	82
1998	Dana Bailey.....	69
1999	Danielle Cox.....	98
2000	Serita Brooks.....	99
2001	Brandi Stuart.....	73
2002	Brandi Stuart.....	81
2003	Jessica van der Linden.....	63
2004	Veronica Wootson.....	83
2005	Natasha Jacob.....	71
2006	Natasha Jacob.....	94
2007	Veronica Wootson.....	76
2008	Whitney Buckmon.....	67
2009	Carly Wynn.....	68
2010	Carly Wynn.....	74
2011	Tiffani Brown.....	71
2012	Tiffani Brown.....	66
2013	Victoria East.....	66
2014	Maddie O'Brien.....	73
2015	Morgan Klaevemann.....	70
2016	Alex Powers.....	78
2017	Jessie Warren.....	74

### DOUBLES

1984	Teresa Collins.....	7
1985	Greta Bahn.....	4
1986	Carolyn Fiero.....	5
1987	Carolyn Fiero.....	6
1988	Christy Larsen.....	5
1989	Tiffany Daniels.....	8
1990	Christy Larsen.....	7
1991	Penny Siqueiros.....	7
1992	Leslie Barton.....	11
1993	Leslie Barton.....	8
	Lisa Davidson.....	8
1994	Lisa Davidson.....	10
	Shamalene Wilson.....	10
	Cindy Lawton.....	16
1995	Jesse McGregor.....	9
1996	Wendy Braye.....	11
1997	Wendy Braye.....	11
1998	Corrie Williams.....	14
1999	Christy Cerecedes.....	12
2000	Teresa Edenfield.....	11
	Natalie Bennett.....	11
2001	Monique Marier.....	14
	Jessica van der Linden.....	14
2002	Jessica van der Linden.....	14
2003	Brandi Stuart.....	12
	Beth Wade.....	12
2004	Beth Wade.....	12
2005	Lesley Palmer.....	12
2006	Yuruby Alicart.....	19
2007	Yuruby Alicart.....	17
2008	Brittany Osmon.....	9
2009	Kaleigh Rafter.....	11
	Carly Wynn.....	11
2010	Carly Wynn.....	18
2011	Shayla Jackson.....	15
2012	Maddie O'Brien.....	11
2013	Victoria East.....	16
2014	Maddie O'Brien.....	17
2015	Alex Powers.....	13
2016	Alex Powers.....	16
2017	Alex Powers.....	19

### TRIPLES

1984	Greta Bahn.....	6
1985	Laurie Holler.....	9
1986	Carolyn Fiero.....	5
1987	Tiffany Daniels.....	11
1988	Tiffany Daniels.....	6
1989	Christy Larsen.....	4
1990	Leslie Barton.....	3
	Toni Gutierrez.....	3
	Julie Rice.....	3
1991	Penny Siqueiros.....	5
1992	Susan Buttery.....	9
1993	Lisa Davidson.....	9
1994	Shamalene Wilson.....	9
1995	Shamalene Wilson.....	11
1996	Shamalene Wilson.....	7
1997	Misty Molin.....	4
1998	Danielle Cox.....	4
1999	Christy Cerecedes.....	5
	Kimmy Carter.....	5
2000	Serita Brooks.....	8
2001	Serita Brooks.....	5
2002	Brandi Stuart.....	7
2003	Elisa Vasquez.....	4
	Jessica van der Linden.....	4
2004	Veronica Wootson.....	7

2005	Natasha Jacob.....	5
2006	Veronica Wootson.....	9
2007	Brittany Osmon.....	4
	Veronica Wootson.....	4
2008	Ashley Stager.....	3
2009	Carly Wynn.....	5
2010	Carly Wynn.....	8
2011	Tiffani Brown.....	6
2012	Shayla Jackson.....	5
2013	Courtney Senas.....	5
2014	Tiffani Brown.....	5
	Morgan Klaevemann.....	3
2015	Jessie Warren.....	3
	Alex Kossoff.....	3
2016	Ellie Cooper.....	5
2017	Carsyn Gordon.....	5
	Cali Harrod.....	5

### HOME RUNS

1984	Teresa Collins.....	7
1985	Wendy Rogers.....	5
1986	Carolyn Fiero.....	6
1987	Tiffany Daniels.....	10
1988	Tiffany Daniels.....	6
1989	Tiffany Daniels.....	6
1990	Leslie Barton.....	5
1991	Susan Buttery.....	3
1992	Lisa Davidson.....	6
1993	Leslie Barton.....	5
1994	Lisa Davidson.....	7
1995	Shamalene Wilson.....	5
1996	Shamalene Wilson.....	3
1997	Wendy Braye.....	4
1998	Corrie Williams.....	3
1999	Danielle Cox.....	2
2000	Teresa Edenfield.....	4
2001	Monique Marier.....	6
2002	Brandi Stuart.....	10
2003	Brandi Stuart.....	8
2004	Beth Wade.....	8
2005	Tatiana George.....	7
2006	Yuruby Alicart.....	12
2007	Yuruby Alicart.....	14
2008	Brittany Osmon.....	7
2009	Kaleigh Rafter.....	11
2010	Tory Haddad.....	7
2011	Ashley Stager.....	10
2012	Briana Hamilton.....	12
2013	Courtney Senas.....	14
2014	Maddie O'Brien.....	24
2015	Jessie Warren.....	19
2016	Jessie Warren.....	20
2017	Jessie Warren.....	23

### SLUGGING PERCENTAGE

1984	Teresa Collins.....	628
1985	Laurie Holler.....	368
1986	Carolyn Fiero.....	630
1987	Tiffany Daniels.....	688
1988	Tiffany Daniels.....	543
1989	Tiffany Daniels.....	550
1990	Penny Siqueiros.....	397
1991	Penny Siqueiros.....	426
1992	Lisa Davidson.....	527
1993	Lisa Davidson.....	560
1994	Shamalene Wilson.....	582
1995	Shamalene Wilson.....	530
1996	Shamalene Wilson.....	524
1997	Wendy Braye.....	476
1998	Corrie Williams.....	460
1999	Danielle Cox.....	493
2000	Serita Brooks.....	510
2001	Monique Marier.....	543
2002	Brandi Stuart.....	647
2003	Brandi Stuart.....	577
2004	Jessica van der Linden.....	553
2005	Natasha Jacob.....	434
2006	Yuruby Alicart.....	621
2007	Yuruby Alicart.....	623
2008	Carly Wynn.....	500
2009	Kaleigh Rafter.....	585
2010	Carly Wynn.....	643
2011	Jen Lapicki.....	509
2012	Briana Hamilton.....	527
2013	Courtney Senas.....	646
2014	Maddie O'Brien.....	942
2015	Jessie Warren.....	761
2016	Jessie Warren.....	765
2017	Jessie Warren.....	922

### RUNS BATTED IN

1984	Greta Bahn.....	25
	Teresa Collins.....	25
1985	Wendy Rogers.....	31
1986	Carolyn Fiero.....	25
1987	Tiffany Daniels.....	41
1988	Lori Crouse.....	33
1989	Tiffany Daniels.....	28
1990	Penny Siqueiros.....	23
1991	Penny Siqueiros.....	31
1992	Penny Siqueiros.....	49
1993	Leslie Barton.....	47
1994	Shamalene Wilson.....	36
1995	Cindy Lawton.....	46
1996	Shamalene Wilson.....	45
1997	Misty Molin.....	38
1998	Corrie Williams.....	40
1999	Kimmy Carter.....	21
2000	Teresa Edenfield.....	46
2001	Monique Marier.....	41
2002	Kimmy Carter.....	53
2003	Elisa Vasquez.....	46
2004	Jessica van der Linden.....	55
2005	Tatiana George.....	25
2006	Yuruby Alicart.....	54
2007	Yuruby Alicart.....	56
2008	Brittany Osmon.....	46
2009	Kaleigh Rafter.....	42
2010	Jen Lapicki.....	41
2011	Jen Lapicki.....	35
2012	Maddie O'Brien.....	43
2013	Kelly Hensley.....	54
2014	Maddie O'Brien.....	83
2015	Jessie Warren.....	57
2016	Jessie Warren.....	78
2017	Jessie Warren.....	68

### STOLEN BASES

1984	Sunnie O'Neal.....	11
1985	Greta Bahn.....	15
	Barbara Gillespie.....	15
1986	Greta Bahn.....	20
1987	Tiffany Daniels.....	23
1988	Christy Larsen.....	12
1989	Tiffany Daniels.....	25
1990	Jodie Bullock.....	7
1991	Tina Getherall.....	11
1992	Leslie Barton.....	35
1993	Shamalene Wilson.....	25
1994	Myssi Calkins.....	44
1995	Shamalene Wilson.....	39
1996	Shamalene Wilson.....	69
1997	Myssi Calkins.....	61
1998	Dana Bailey.....	27
1999	Danielle Cox.....	73
2000	Serita Brooks.....	42
	Brandi Stuart.....	42
2001	Serita Brooks.....	55
2002	Brandi Stuart.....	54
2003	Brandi Stuart.....	36
2004	Natasha Jacob.....	18
2005	Natasha Jacob.....	14
2006	Natasha Jacob.....	25
2007	Veronica Wootson.....	35
2008	Whitney Buckmon.....	28
2009	Carly Wynn.....	21
2010	Carly Wynn.....	25
2011	Tiffani Brown.....	24
2012	Tiffani Brown.....	43
2013	Courtney Senas.....	16
2014	Tiffani Brown.....	25
2015	Morgan Klaevemann.....	20
2016	Morgan Klaevemann.....	53
2017	Morgan Klaevemann.....	36

### WALKS

1984	Greta Bahn.....	21
1985	Greta Bahn.....	25
1986	Laurie Holler.....	24
1987	Tiffany Daniels.....	39
1988	Tiffany Daniels.....	26
1989	Tiffany Daniels.....	24
1990	Jodie Bullock.....	17
1991	Susan Buttery.....	23
1992	Leslie Barton.....	29
1993	Lisa Davidson.....	28
1994	Jen Olow.....	23
1995	Wendy Braye.....	22
1996	Kristy Hull.....	20
1997	Windy Weltz.....	30
1998	Christy Cerecedes.....	30



# YEARLY LEADERS

1999	Christy Cerecedes	24
	Corrie Williams	24
2000	Kimmy Carter	29
2001	Serita Brooks	32
2002	Brandi Stuart	49
2003	Jessica van der Linden	46
2004	Jessica van der Linden	42
2005	Lesley Palmer	23
2006	Carly Brieske	20
2007	Veronica Wootson	26
2008	Ashley Stager	29
2009	Carly Wynn	25
	Ashley Stager	25
2010	Carly Wynn	42
2011	Ashley Stager	24
2012	Erika Leonard	52
2013	Maddie O'Brien	38
2014	Maddie O'Brien	56
2015	Maddie O'Brien	73
2016	Morgan Klawevemann	51
2017	Alex Powers	36

### SACRIFICE HITS

1984	Tina Kyler	11
1985	Tina Kyler	17
1986	Karyn Palgut	13
1987	Lynn Steele	18
1988	Kari Keith	14
1989	Kelly Flaczinski	17
1990	Shannan Mitchem	18
1991	Kelly Flaczinski	15
	Tina Getherall	15
1992	Shannan Mitchem	25
1993	Shamalene Wilson	17
1994	Myssi Calkins	21
1995	Windy Weltz	16
1996	Kristy Hull	18
1997	Windy Weltz	25
1998	Kristy Hull	21
1999	Jesse McGregor	23
2000	Natalie Bennett	21
2001	Kimmy Carter	19
2002	Kimmy Carter	15
2003	Tatiana George	24
2004	Natasha Jacob	18
2005	Kim Hoffer	16
2006	Whitney Buckmon	18
2007	Robin Ahrberg	14
2008	Whitney Buckmon	8
2009	Monica Montez	8
	Shayla Jackson	8
2010	Ashley Stager	6
2011	Morgan Bullock	4
	Courtney Senas	4
2012	Morgan Bullock	4
2013	Morgan Bullock	7
2014	Maddie O'Brien	5
2015	Macey Cheatham	10
2016	Ellie Cooper	16
2017	Ellie Cooper	12

### YEARLY PITCHING LEADERS (SINCE 1984)

#### APPEARANCES

1984	Tina Kyler	23
1985	Tina Kyler	26
1986	Julie Larsen	33
1987	Julie Larsen	37
1988	Julie Larsen	24
1989	Debbie DeJohn	32
1990	Debbie DeJohn	35
1991	Christy Larsen	43
1992	Toni Gutierrez	44
1993	Marla Looper	25
1994	Marla Looper	36
1995	Renee Espinoza	39
1996	Renee Espinoza	40
1997	Kristy Fuentes	48
1998	Stacy Venable	36
1999	Jennifer White-Cody	37
2000	Leslie Malerich	58
2001	Leslie Malerich	34
	Jennifer White-Cody	34
2002	Leslie Malerich	55
2003	Casey Hunter	38
2004	Jessica van der Linden	42
2005	Casey Hunter	47
2006	Tiffany McDonald	57
2007	Tiffany McDonald	42
2008	Tiffany McDonald	32

2009	Sarah Hamilton	42
2010	Sarah Hamilton	45
2011	Sarah Hamilton	45
2012	Monica Perry	35
2013	Lacey Waldrop	47
2014	Lacey Waldrop	48
2015	Lacey Waldrop	41
2016	Meghan King	47
2017	Jessica Burroughs	44

### INNINGS PITCHED

1984	Tina Kyler	157
1985	Tina Kyler	182
1986	Julie Larsen	225
1987	Julie Larsen	237
1988	Julie Larsen	174
1989	Debbie DeJohn	223
1990	Debbie DeJohn	225
1991	Christy Larsen	275
1992	Toni Gutierrez	285
1993	Marla Looper	165.2
1994	Marla Looper	191.1
1995	Renee Espinoza	221.1
1996	Renee Espinoza	253.0
1997	Kristy Fuentes	310.0
1998	Jennifer White-Cody	215.1
1999	Jennifer White-Cody	214.2
2000	Leslie Malerich	323.0
2001	Leslie Malerich	205.1
2002	Leslie Malerich	315.1
2003	Casey Hunter	200.2
2004	Jessica van der Linden	246.1
2005	Casey Hunter	268.1
2006	Tiffany McDonald	329.1
2007	Tiffany McDonald	211.0
2008	Tiffany McDonald	199.1
2009	Sarah Hamilton	201.2
2010	Sarah Hamilton	214.1
2011	Sarah Hamilton	231.0
2012	Monica Perry	191.0
2013	Lacey Waldrop	219.1
2014	Lacey Waldrop	266.1
2015	Lacey Waldrop	211.1
2016	Jessica Burroughs	203.0
2017	Jessica Burroughs	195.0

### WINS

1984	Shelley Berube	18
1985	Julie Larsen	18
1986	Julie Larsen	25
1987	Julie Larsen	25
	Debbie DeJohn	25
1988	Debbie DeJohn	18
1989	Debbie DeJohn	22
1990	Debbie DeJohn	25
1991	Christy Larsen	33
1992	Toni Gutierrez	35
1993	Marla Looper	20
1994	Marla Looper	21
1995	Renee Espinoza	26
1995	Renee Espinoza	30
1997	Kristy Fuentes	32
1998	Jennifer White-Cody	26
1999	Jennifer White-Cody	16
2000	Leslie Malerich	35
2001	Leslie Malerich	26
2002	Leslie Malerich	35
2003	Casey Hunter	27
2004	Casey Hunter	33
2005	Casey Hunter	21
2006	Tiffany McDonald	30
2007	Tiffany McDonald	17
2008	Tiffany McDonald	18
2009	Terese Gober	24
2010	Sarah Hamilton	22
2011	Sarah Hamilton	19
2012	Monica Perry	22
2013	Lacey Waldrop	24
2014	Lacey Waldrop	38
2015	Lacey Waldrop	28
2016	Jessica Burroughs	29
2017	Jessica Burroughs	27
	Meghan King	27

### STRIKEOUTS

1984	Tina Kyler	248
1985	Tina Kyler	209
1986	Julie Larsen	271
1987	Julie Larsen	224
1988	Julie Larsen	164
1989	Christy Larsen	166

1990	Christy Larsen	201
1991	Christy Larsen	307
1992	Toni Gutierrez	295
1993	Marla Looper	143
1994	Marla Looper	167
1995	Renee Espinoza	212
1996	Renee Espinoza	220
1997	Kristy Fuentes	240
1998	Jennifer White-Cody	123
1999	Jennifer White-Cody	164
2000	Leslie Malerich	243
2001	Leslie Malerich	160
2002	Leslie Malerich	255
2003	Casey Hunter	246
2004	Jessica van der Linden	387
2005	Casey Hunter	338
2006	Tiffany McDonald	312
2007	Tiffany McDonald	235
2008	Tiffany McDonald	244
2009	Sarah Hamilton	311
2010	Sarah Hamilton	326
2011	Sarah Hamilton	289
2012	Monica Perry	199
2013	Lacey Waldrop	259
2014	Lacey Waldrop	287
2015	Lacey Waldrop	232
2016	Jessica Burroughs	235
2017	Jessica Burroughs	266

### EARNED RUN AVERAGE

1984	Shelley Berube	0.22
1985	Julie Larsen	0.29
1986	Julie Larsen	0.37
1987	Debbie DeJohn	0.51
1988	Christy Larsen	0.90
1989	Debbie DeJohn	0.53
1990	Toni Gutierrez	0.14
1991	Toni Gutierrez	0.59
1992	Toni Gutierrez	0.47
1993	Marla Looper	0.42
1994	Marla Looper	1.10
1995	Renee Espinoza	1.33
1996	Renee Espinoza	0.83
1997	Kristy Fuentes	1.15
1998	Jennifer White-Cody	1.37
1999	Stacy Venable	1.04
2000	Leslie Malerich	1.21
2001	Jennifer White-Cody	0.63
2002	Leslie Malerich	1.38
2003	Casey Hunter	0.67
2004	Jessica van der Linden	0.60
2005	Casey Hunter	1.70
2006	Tiffany McDonald	2.27
2007	Melissa May	1.82
2008	Sarah Hamilton	1.46
2009	Sarah Hamilton	0.83
2010	Sarah Hamilton	1.50
2011	Sarah Hamilton	2.09
2012	Lacey Waldrop	1.33
2013	Lacey Waldrop	1.53
2014	Lacey Waldrop	1.13
2015	Lacey Waldrop	1.52
2016	Jessica Burroughs	1.86
2017	Jessica Burroughs	1.22

### WALKS ALLOWED

1984	Shelley Berube	16
1985	Julie Larsen	30
1986	Roxanne Hantelmann	18
1987	Debbie DeJohn	56
1988	Debbie DeJohn	32
1989	Debbie DeJohn	35
1990	Christy Larsen	22
1991	Toni Gutierrez	38
1992	Toni Gutierrez	54
1993	Toni Gutierrez	28
1994	Marla Looper	39
1995	Kristy Fuentes	71
1996	Niki Zenger	47
1997	Kristy Fuentes	83
1998	Stacy Venable	65
1999	Jennifer White-Cody	51
2000	Leslie Malerich	72
2001	Jennifer White-Cody	40
2002	Jessica van der Linden	69
2003	Jessica van der Linden	48
2004	Jessica van der Linden	51
2005	Tiffany McDonald	99
2006	Melissa May	33
2007	Melissa May	31
2008	Terese Gober	61

2009	Sarah Hamilton	43
2010	Terese Gober	50
2011	Jessica Nori	21
2012	Lacey Waldrop	36
2013	Monica Perry	35
2014	Jessica Burroughs	45
2015	Jessica Burroughs	69
2016	Meghan King	46
2017	Jessica Burroughs	31

### HITS ALLOWED

1984	Shelley Berube	33
1985	Tina Kyler	63
1986	Roxanne Hantelmann	65
1987	Julie Larsen	114
	Debbie DeJohn	114
1988	Christy Larsen	54
1989	Christy Larsen	83
1990	Christy Larsen	57
1991	Toni Gutierrez	87
1992	Rebecca Aase	96
1993	Rebecca Aase	66
1994	Rebecca Aase	108
1995	Renee Espinoza	142
1996	Niki Zenger	124
1997	Kristy Fuentes	214
1998	Stacy Venable	179
1999	Jennifer White-Cody	177
2000	Leslie Malerich	222
2001	Leslie Malerich	119
2002	Jessica van der Linden	128
2003	Jessica van der Linden	93
2004	Jessica van der Linden	106
2005	Tiffany McDonald	134
2006	Melissa May	89
2007	Terese Gober	81
2008	Tiffany McDonald	146
2009	Terese Gober	123
2010	Terese Gober	141
2011	Sarah Hamilton	160
2012	Lacey Waldrop	107
2013	Monica Perry	119
2014	Jessica Burroughs	83
2015	Jessica Burroughs	115
2016	Jessica Burroughs	122
2017	Jessica Burroughs	109

### RUNS ALLOWED

1984	Shelley Berube	10
1985	Julie Larsen	10
1986	Roxanne Hantelmann	17
1987	Julie Larsen	41
	Debbie DeJohn	41
1988	Christy Larsen	25
1989	Debbie DeJohn	33
1990	Christy Larsen	17
1991	Toni Gutierrez	22
1992	Rebecca Aase	31
1993	Rebecca Aase	16
	Toni Gutierrez	16
1994	Rebecca Aase	43
1995	Renee Espinoza	55
1996	Renee Espinoza	51
1997	Kristy Fuentes	67
1998	Stacy Venable	68
1999	Leslie Malerich	62
2000	Leslie Malerich	84
2001	Jennifer White-Cody	27
2002	Jessica van der Linden	65
2003	Casey Hunter	33
2004	Jessica van der Linden	29
2005	Tiffany McDonald	59
2006	Melissa May	48
2007	Terese Gober	47
2008	Terese Gober	90
2009	Sarah Hamilton	31
2010	Terese Gober	73
2011	Sarah Hamilton	89
2012	Lacey Waldrop	44
2013	Monica Perry	54
2014	Jessica Burroughs	40
2015	Lacey Waldrop	64
2016	Jessica Burroughs	64
2017	Jessica Burroughs	42



# YEARLY TEAM STATISTICS

## BATTING

Year	G	AVG	AB	R	H	2B	3B	HR	RBI	BB	SO	SB	E
1984	48	.244	1151	249	281	30	15	21	149	150	142	46	42
1985	64	.243	1617	277	393	20	21	14	197	171	181	61	51
1986	49	.246	1242	188	305	17	12	15	134	127	146	55	62
1987	64	.268	1668	307	447	34	28	19	235	169	147	49	97
1988	58	.250	1509	211	381	20	26	16	169	102	126	36	72
1989	53	.247	1377	176	340	30	16	17	138	106	91	41	48
1990	63	.238	1595	182	482	27	18	13	140	123	159	38	56
1991	74	.261	1959	272	511	41	26	8	191	136	186	52	59
1992	72	.315	1842	364	580	53	32	23	288	167	170	102	59
1993	61	.309	1656	319	512	43	32	20	250	153	206	97	45
1994	69	.274	1798	278	492	58	<b>33</b>	20	222	126	255	109	72
1995	73	.316	1985	355	<b>628</b>	67	29	10	275	142	163	97	82
1996	72	.280	1866	299	522	47	21	5	240	143	177	<b>160</b>	89
1997	64	.290	1708	265	495	53	16	6	209	161	154	102	69
1998	72	.280	1853	283	519	61	16	4	213	192	217	111	66
1999	65	.276	1751	250	484	71	19	7	198	146	247	147	76
2000	<b>78</b>	.269	<b>2014</b>	301	542	66	32	17	253	162	357	117	86
2001	70	.297	1804	321	235	93	23	21	280	168	302	102	74
2002	75	.266	1928	312	512	58	23	33	254	237	368	89	94
2003	79	.297	1506	292	447	63	14	22	236	237	226	99	52
2004	74	.288	1877	369	541	69	27	44	313	252	372	64	78
2005	63	.247	1585	208	392	66	17	27	171	162	372	51	90
2006	74	.294	1944	314	571	79	29	34	263	156	<b>391</b>	79	<b>108</b>
2007	69	.288	1783	337	514	91	18	49	296	203	339	86	82
2008	66	.262	1676	261	439	64	10	26	235	158	357	68	80
2009	60	.262	1583	252	415	55	8	31	210	164	300	82	51
2010	62	.297	1678	302	499	76	23	29	276	212	226	81	57
2011	60	.289	1619	286	468	63	14	40	238	137	268	88	69
2012	63	.264	1596	282	422	61	19	32	230	230	270	85	63
2013	63	.292	1618	346	473	75	21	60	316	227	290	67	60
2014	64	.304	1640	400	498	90	13	65	363	<b>318</b>	242	64	57
2015	63	.289	1593	337	461	70	18	51	300	300	258	52	67
2016	65	.323	1640	<b>459</b>	530	87	11	63	<b>407</b>	279	224	155	63
2017	64	<b>.329</b>	1646	424	541	<b>94</b>	24	<b>71</b>	377	262	260	108	56

(bold italic indicates school record)



# YEARLY TEAM STATISTICS

## PITCHING

Year	W-L-T	SV	ERA	IP	H	R	ER	BB	SO	2B	3B	HR	AVG
1984	41-5-2	0	0.37	341.0	95	30	18	57	441	6	2	4	.091
1985	50-12-2	0	0.45	455.0	172	57	29	124	517	13	7	5	.125
1986	42-7	1	0.46	350.0	136	43	23	66	326	7	5	1	.127
1987	50-14	1	1.47	443.0	228	82	37	119	320	24	4	3	.150
1988	44-14	1	1.26	410.0	257	104	69	122	318	18	16	3	.177
1989	39-14	0	0.91	383.0	219	71	44	89	309	8	7	6	.168
1990	47-16	0	1.59	454.0	208	60	32	76	393	14	9	6	.136
1991	62-12	5	1.86	514.0	271	91	58	127	558	26	10	2	.162
1992	63-9	0	1.70	490.0	235	64	42	134	448	10	8	1	.141
1993	52-9	1	0.46	426.2	234	50	28	97	333	12	7	4	.159
1994	50-19	4	1.23	472.2	314	121	83	137	354	36	29	14	.187
1995	58-15	4	1.53	495.0	327	138	108	172	382	42	8	15	.199
1996	51-21	1	1.47	495.0	370	148	104	143	373	36	4	13	.204
1997	45-19	1	1.64	449.0	353	140	105	146	164	55	8	23	.203
1998	51-21	0	2.16	496.0	399	165	119	120	246	69	3	17	.214
1999	40-25-1	0	1.59	474.1	361	142	103	120	332	51	3	13	.212
2000	51-27	3	1.69	534.2	442	182	129	130	361	71	5	13	.216
2001	58-12	2	0.71	474.1	252	75	48	120	365	32	3	11	.156
2002	55-20	7	1.43	527.2	422	165	108	210	475	58	6	19	.206
2003	46-33	3	0.67	392.2	207	71	48	117	486	29	0	8	.155
2004	62-12	2	0.62	498.1	229	76	44	106	672	27	3	6	.131
2005	35-28	3	1.81	432.1	349	166	166	229	493	63	5	12	.218
2006	44-30	5	2.71	496.1	433	256	192	202	415	69	5	47	.230
2007	44-25	4	1.97	468.0	346	176	132	165	431	55	13	22	.204
2008	38-28	2	2.32	437.2	358	196	145	167	494	43	8	23	.218
2009	44-16	2	1.16	421.1	267	93	70	93	550	42	2	17	.243
2010	44-18	3	1.92	419.0	289	144	115	134	544	41	5	33	.189
2011	32-28	3	2.66	399.1	380	209	152	174	370	60	5	33	.246
2012	47-16	10	1.53	425.2	299	127	93	98	380	58	7	8	.192
2013	44-19	5	1.82	408.0	297	146	106	108	461	55	4	20	.194
2014	55-9	6	1.53	421.2	315	131	92	134	434	40	1	17	.200
2015	49-14	6	1.83	420.1	257	145	110	173	465	37	4	25	.170
2016	55-10	3	2.23	423.0	350	166	135	112	371	53	10	32	.218
2017	55-8-1	8	1.47	418.1	304	118	88	93	417	43	2	15	.198



1981 & 1982 AIAW NATIONAL CHAMPIONS • 30 NCAA APPEARANCES • 46 ALL-AMERICANS

# ALL-TIME POSTSEASON RESULTS

## 1986 SOUTH REGIONAL

Ruston, Louisiana			
<b>OPPONENT</b>	<b>FSU</b>	<b>OPP</b>	<b>W-L</b>
Louisiana Tech	0	4	L
Louisiana Tech	0	1	L

## 1987 SOUTH REGIONAL

Tallahassee, Florida			
<b>OPPONENT</b>	<b>FSU</b>	<b>OPP</b>	<b>W-L</b>
Adelphi	1	0	W
Adelphi	3	1	W

## 1987 WOMEN'S COLLEGE WORLD SERIES

<b>OPPONENT</b>	<b>FSU</b>	<b>OPP</b>	<b>W-L</b>
Cal-State Fullerton	0	4	L
Central Michigan	0	1	L

## 1988 SOUTH REGIONAL

Ruston, Louisiana			
<b>OPPONENT</b>	<b>FSU</b>	<b>OPP</b>	<b>W-L</b>
Texas A&M	0	1	L
Louisiana Tech	1	6	L

## 1989 SOUTH REGIONAL

Tallahassee, Florida			
<b>OPPONENT</b>	<b>FSU</b>	<b>OPP</b>	<b>W-L</b>
South Carolina	1	2	L
Louisiana Tech	1	3	L

## 1990 SOUTH REGIONAL

Lafayette, Louisiana			
<b>OPPONENT</b>	<b>FSU</b>	<b>OPP</b>	<b>W-L</b>
Texas A&M	5	0	W
SW Louisiana	4	3	W
SW Louisiana	2	1	W

## 1990 WOMEN'S COLLEGE WORLD SERIES

<b>OPPONENT</b>	<b>FSU</b>	<b>OPP</b>	<b>W-L</b>
Fresno State	1	0	W
Oklahoma State	1	4	L
UNLV	4	1	W
UCLA	1	3	L

## 1991 SOUTH REGIONAL

Lafayette, Louisiana			
<b>OPPONENT</b>	<b>FSU</b>	<b>OPP</b>	<b>W-L</b>
SW Louisiana	1	0	W
Oklahoma State	2	0	W
Oklahoma State	4	3	W

## 1991 WOMEN'S COLLEGE WORLD SERIES

<b>OPPONENT</b>	<b>FSU</b>	<b>OPP</b>	<b>W-L</b>
UCLA	0	1	L
UNLV	1	0	W
Fresno State	0	3	L

## 1992 SOUTH REGIONAL

Lafayette, Louisiana			
<b>OPPONENT</b>	<b>FSU</b>	<b>OPP</b>	<b>W-L</b>
SW Louisiana	1	0	W
UNLV	4	0	W
SW Louisiana	1	0	W

## 1992 WOMEN'S COLLEGE WORLD SERIES

<b>OPPONENT</b>	<b>FSU</b>	<b>OPP</b>	<b>W-L</b>
California	0	3	L
UMass	2	4	L

## 1993 SOUTH REGIONAL

Tallahassee, Florida			
<b>OPPONENT</b>	<b>FSU</b>	<b>OPP</b>	<b>W-L</b>
Kansas	0	1	L
Iowa	5	3	W
Kansas	5	0	W
Kansas	2	1	W

## 1993 WOMEN'S COLLEGE WORLD SERIES

<b>OPPONENT</b>	<b>FSU</b>	<b>OPP</b>	<b>W-L</b>
Oklahoma State	2	5	L
Connecticut	1	2	L
National Finish - 7th			

## 1994 SOUTH REGIONAL

Stillwater, Oklahoma			
<b>OPPONENT</b>	<b>FSU</b>	<b>OPP</b>	<b>W-L</b>
Oklahoma	1	3	L
Providence	1	2	L
National Finish - 9th			

## 1995 WEST REGIONAL

Tucson, Arizona			
<b>OPPONENT</b>	<b>FSU</b>	<b>OPP</b>	<b>W-L</b>
Nebraska	1	6	L
Ohio	2	0	W
Nebraska	6	2	W
Arizona	0	15	L

## 1996 SOUTH REGIONAL

Tallahassee, Florida			
<b>OPPONENT</b>	<b>FSU</b>	<b>OPP</b>	<b>W-L</b>
South Florida	3	1	W
Arizona	6	9	L
South Florida	6	0	W
Arizona	3	10	L

## 1998 MIDWEST REGIONAL

Stillwater, Oklahoma			
<b>OPPONENT</b>	<b>FSU</b>	<b>OPP</b>	<b>W-L</b>
Oklahoma State	0	4	L
Stanford	0	1	L

## 2000 WEST REGIONAL

Los Angeles, California			
<b>OPPONENT</b>	<b>FSU</b>	<b>OPP</b>	<b>W-L</b>
Long Beach State	2	0	W
Iowa	4	1	W
UCLA	1	6	L
Iowa	4	2	W
UCLA	1	7	L

## 2001 TALLAHASSEE REGIONAL

Tallahassee, Florida			
<b>OPPONENT</b>	<b>FSU</b>	<b>OPP</b>	<b>W-L</b>
Bethune-Cookman	6	2	W
Florida	6	2	W
California	0	1	L
Florida Atlantic	2	0	W
California	2	1	W
California	2	3	L

## 2002 TALLAHASSEE REGIONAL

Tallahassee, Florida			
<b>OPPONENT</b>	<b>FSU</b>	<b>OPP</b>	<b>W-L</b>
Auburn	2	1	W
Georgia Tech	0	7	L
Chattanooga	1	0	W
Georgia Tech	3	2	W
Georgia Tech	6	1	W

## 2002 WOMEN'S COLLEGE WORLD SERIES

<b>OPPONENT</b>	<b>FSU</b>	<b>OPP</b>	<b>W-L</b>
UCLA	2	1	W
California	0	1	L
Nebraska	4	3	W
Arizona	2	6	L

## 2003 GAINESVILLE REGIONAL

Gainesville, Florida			
<b>OPPONENT</b>	<b>FSU</b>	<b>OPP</b>	<b>W-L</b>
Texas-Arlington	0	1	L
Oregon State	1	2	L

## 2004 TALLAHASSEE REGIONAL

Tallahassee, Florida			
<b>OPPONENT</b>	<b>FSU</b>	<b>OPP</b>	<b>W-L</b>
Long Island	4	0	W
Cal State Northridge	1	0	W
Oregon	5	4	W
Oregon	0	1	L
Oregon	2	0	W

## 2004 WOMEN'S COLLEGE WORLD SERIES

<b>OPPONENT</b>	<b>FSU</b>	<b>OPP</b>	<b>W-L</b>
California	2	4	L
Washington	2	0	W
LSU	1	2	L

## 2005 AUBURN REGIONAL

Auburn, Alabama			
<b>OPPONENT</b>	<b>FSU</b>	<b>OPP</b>	<b>W-L</b>
Auburn	5	0	W
Baylor	5	9	L
Auburn	2	0	W
Baylor	3	5	L

## 2006 ATHENS REGIONAL

Athens, Georgia			
<b>OPPONENT</b>	<b>FSU</b>	<b>OPP</b>	<b>W-L</b>
Coastal Carolina	7	2	W
Georgia	3	2	W
Georgia	1	3	L
Georgia	2	0	W

## 2006 NCAA SUPER REGIONAL

Tempe, Arizona			
<b>OPPONENT</b>	<b>FSU</b>	<b>OPP</b>	<b>W-L</b>
Arizona State	1	6	L
Arizona State	1	5	L

## 2007 TUSCALOOSA REGIONAL

Tuscaloosa, Alabama			
<b>OPPONENT</b>	<b>FSU</b>	<b>OPP</b>	<b>W-L</b>
California	6	13	L
Alabama	3	6	L

## 2008 TUSCALOOSA REGIONAL

Tuscaloosa, Alabama			
<b>OPPONENT</b>	<b>FSU</b>	<b>OPP</b>	<b>W-L</b>
Jacksonville State	3	4	L
Chattanooga	5	3	W
Jacksonville State	1	10	L

## 2009 TALLAHASSEE REGIONAL

Tallahassee, Florida			
<b>OPPONENT</b>	<b>FSU</b>	<b>OPP</b>	<b>W-L</b>
Oklahoma State	0	1	L
Mississippi State	5	0	W
Oklahoma State	0	1	L

## 2010 ATHENS REGIONAL

Athens, Georgia			
<b>OPPONENT</b>	<b>FSU</b>	<b>OPP</b>	<b>W-L</b>
Radford	10	1	W
Georgia	2	5	L
Radford	2	3	L

## 2011 ATHENS REGIONAL

Athens, Georgia			
<b>OPPONENT</b>	<b>FSU</b>	<b>OPP</b>	<b>W-L</b>
UAB	0	2	L
Georgia State	6	1	W
UAB	13	1	W
Georgia	2	10	L

## 2012 LOS ANGELES REGIONAL

Los Angeles, California			
<b>OPPONENT</b>	<b>FSU</b>	<b>OPP</b>	<b>W-L</b>
San Diego State	0	1	L
UCLA	2	1	W
San Diego State	0	1	L

## 2013 MOBILE REGIONAL

Mobile, Alabama			
<b>OPPONENT</b>	<b>FSU</b>	<b>OPP</b>	<b>W-L</b>
Mississippi State	5	2	W
South Alabama	2	1	W
South Alabama	0	3	L
South Alabama	7	6	W

## 2013 NCAA SUPER REGIONAL

Austin, Texas			
<b>OPPONENT</b>	<b>FSU</b>	<b>OPP</b>	<b>W-L</b>
Texas	2	3	L
Texas	0	4	L

## 2014 TALLAHASSEE REGIONAL

Tallahassee, Florida			
<b>OPPONENT</b>	<b>FSU</b>	<b>OPP</b>	<b>W-L</b>
Fordham	6	1	W
USF	2	0	W
USF	2	1	W

## 2014 NCAA SUPER REGIONAL

Tallahassee, Florida			
<b>OPPONENT</b>	<b>FSU</b>	<b>OPP</b>	<b>W-L</b>
Michigan	3	17	L
Michigan	6	0	W
Michigan	4	2	W

## 2014 WOMEN'S COLLEGE WORLD SERIES

Oklahoma City, Oklahoma			
<b>OPPONENT</b>	<b>FSU</b>	<b>OPP</b>	<b>W-L</b>
Oregon	0	3	L
Baylor	2	7	L

## 2015 TALLAHASSEE REGIONAL

Tallahassee, Florida			
<b>OPPONENT</b>	<b>FSU</b>	<b>OPP</b>	<b>W-L</b>
Dartmouth	5	1	W
UCF	2	1	W
UCF	5	0	W

## 2015 KNOXVILLE SUPER REGIONAL

Knoxville, Tennessee			
<b>OPPONENT</b>	<b>FSU</b>	<b>OPP</b>	<b>W-L</b>
Tennessee	2	3	L
Tennessee	6	1	W
Tennessee	1	2	L

## 2016 TALLAHASSEE REGIONAL

Tallahassee, Florida			
<b>OPPONENT</b>	<b>FSU</b>	<b>OPP</b>	<b>W-L</b>
Florida A&M	1	0	W
South Carolina	4	0	W
South Carolina	2	1	W

## 2016 TALLAHASSEE SUPER REGIONAL

Tallahassee, Florida			
<b>OPPONENT</b>	<b>FSU</b>	<b>OPP</b>	<b>W-L</b>
Utah	6	2	W
Utah	3	0	W

## 2016 WOMEN'S COLLEGE WORLD SERIES

Oklahoma City, Oklahoma			
<b>OPPONENT</b>	<b>FSU</b>	<b>OPP</b>	<b>W-L</b>
Georgia	4	5	L
UCLA	8	4	W
Michigan	1	0	W
Auburn	7	8	L
National finish - No. 3			

## 2017 TALLAHASSEE REGIONAL

Tallahassee, Florida			
<b>OPPONENT</b>	<b>FSU</b>	<b>OPP</b>	<b>W-L</b>
Princeton	3	0	W
Georgia	7	1	W
Georgia	8	5	W

## 2017 TALLAHASSEE SUPER REGIONAL

Tallahassee, Florida			
<b>OPPONENT</b>	<b>FSU</b>	<b>OPP</b>	<b>W-L</b>
LSU	3	1	W
LSU	0	1	L
LSU	4	6	L

## FSU OVERALL IN NCAA TOURNAMENT

Overall: 73-66 (30 appearances)  
 NCAA Regional: 59-39  
 NCAA Super Regional: 6-9  
 Women's College World Series: 8-18





# NINE WOMEN'S COLLEGE WORLD SERIES APPEARANCES • 15 ACC CHAMPIONSHIPS

## YEAR-BY-YEAR RESULTS

### 1978 • (46-9)

Date	Opponent	Result	Score
Mar. 10	Lake City CC	W	10-8
Mar. 10	Florida A&M	W	15-3
Mar. 11	Central CC	W	15-0
Mar. 11	Florida A&M	W	11-1
Mar. 15	at Central CC	W	17-1
Mar. 15	at Central CC	W	17-3
Mar. 16	vs. Florida	W	6-2
Mar. 16	vs. Miami	W	18-1
Mar. 17	vs. FIU	W	5-2
Mar. 17	vs. West Palm JC	W	8-3
Mar. 18	vs. Florida	W	5-2
Mar. 20	Florida Tech	L	3-8
Mar. 20	Florida Tech	W	10-5
Mar. 20	Florida	W	4-0
Mar. 22	USF	L	4-5
Mar. 29	at Jacksonville	W	20-0
Mar. 29	at Jacksonville	W	6-0
Mar. 31	vs. Florida	W	10-1
Mar. 31	vs. Florida Tech	W	5-1
Apr. 1	vs. Flagler College	L	0-5
Apr. 1	vs. Florida Tech	L	0-4
Apr. 3	Florida	W	1-0
Apr. 3	Florida	W	4-0
Apr. 4	at Lake City CC	W	11-6
Apr. 4	at Lake City CC	W	10-2
Apr. 7	vs. USF	W	10-4
Apr. 7	vs. Lake City CC	W	1-0
Apr. 8	at Flagler College	W	12-11
Apr. 8	vs. Florida	W	8-2
Apr. 11	Jacksonville	W	4-2
Apr. 11	Jacksonville	W	2-1
Apr. 14	vs. USF	L	2-3
Apr. 14	vs. Stetson	W	9-1
Apr. 15	vs. FIU	W	4-3
Apr. 15	at Florida	W	8-1
Apr. 16	vs. Florida Tech	L	1-7
Apr. 17	at Florida	W	4-1
Apr. 17	at Florida	W	6-4
Apr. 20	vs. Stetson	W	11-0
Apr. 20	vs. USF	W	3-2
Apr. 21	vs. Florida Tech	W	10-9
Apr. 21	vs. Florida Tech	W	7-4
Apr. 24	Auburn	W	4-2
Apr. 24	Auburn	W	6-1
May 4	Armstrong St	W	4-0
May 4	Southern Miss	W	9-1
May 4	Delta State	L	4-5
May 4	FIU	W	3-0
May 5	Delta State	W	5-2
May 5	USF	L	3-6
May 5	Armstrong St	W	10-3
May 5	Delta State	W	8-3
May 6	USF	W	5-1
May 6	Florida	W	1-0
May 6	Florida	L	2-4

### 1979 • (26-15)


Date	Opponent	Result	Score
Feb. 27	Chipola CC	W	3-1
Feb. 27	Florida A&M	W	11-1
Mar. 8	at Chipola CC	L	1-5
Mar. 8	at Chipola CC	L	6-7
Mar. 21	at Brevard CC	W	4-3
Mar. 21	at Brevard CC	W	14-0
Mar. 23	vs. Broward No CC	W	15-2
Mar. 23	vs. Dade South CC	L	1-2
Mar. 24	vs. Miami	W	3-1
Mar. 24	at Dade North CC	L	3-4
Mar. 27	at Jacksonville	W	10-0
Mar. 27	vs. Florida	L	0-2
Mar. 30	vs. Florida A&M	W	7-2
Mar. 30	at USF	W	6-2
Mar. 31	vs. Florida	L	1-4
Mar. 31	at USF	L	0-1
Apr. 2	Lake City CC	W	3-1
Apr. 2	Lake City CC	W	4-3
Apr. 6	vs. Florida A&M	W	5-0
Apr. 6	at Flagler College	L	8-10
Apr. 6	vs. UCF	W	8-1
Apr. 6	vs. Jacksonville	W	4-3
Apr. 6	vs. Lake City CC	L	1-4
Apr. 12	at Lake City CC	W	5-3
Apr. 12	at Lake City CC	L	0-2
Apr. 13	vs. Dade North CC	W	15-0
Apr. 14	at Florida	L	0-5
Apr. 14	vs. Lake City CC	L	0-7
Apr. 16	at Jacksonville	W	2-1
Apr. 16	at Jacksonville	W	10-3
Apr. 17	at Florida	W	2-0
Apr. 17	at Florida	L	1-2
Apr. 19	vs. Flagler College	W	14-2
Apr. 20	vs. Florida	W	3-2
Apr. 20	vs. USF	W	6-5
Apr. 21	vs. Florida	W	7-3
May 3	Southern Miss	W	2-1
May 4	Delta State	W	13-8
May 4	Florida	L	3-9
May 5	Delta State	W	6-1
May 5	Florida	L	1-9

### 1980 • (37-10)

Date	Opponent	Result	Score
Feb. 28	at N. Florida JC	L	1-2
Feb. 28	at N. Florida JC	W	5-4
Mar. 4	vs. UCF	W	5-1
Mar. 4	at Florida	L	0-2
Mar. 6	Brevard CC	W	11-0
Mar. 6	Brevard CC	W	4-1
Mar. 14	vs. Florida A&M	W	10-2
Mar. 14	vs. Florida JC	W	5-1
Mar. 16	vs. Flagler College	W	11-0
Mar. 16	vs. Lake City CC	W	6-5
Mar. 16	at Florida	W	5-4
Mar. 16	vs. Lake City CC	L	2-3
Mar. 21	at USF	W	1-0
Mar. 21	at USF	W	5-1
Mar. 22	at UCF	W	7-3
Mar. 22	vs. USF	L	8-9
Mar. 23	vs. Fl. Southern	W	9-3
Mar. 23	vs. Florida	L	3-5
Mar. 25	Florida	W	5-4
Mar. 25	Florida A&M	W	10-5
Mar. 28	vs. Stetson	W	14-2
Mar. 28	vs. FIU	W	11-1
Mar. 28	vs. Florida	W	4-2
Apr. 1	at Flagler College	W	5-2
Apr. 1	at Flagler College	W	17-4
Apr. 8	Chipola CC	W	10-0
Apr. 8	Lake City CC	L	1-3
Apr. 11	vs. Appalachian St	W	23-1
Apr. 11	vs. N. Kentucky	W	15-4
Apr. 12	vs. Florida	L	1-7
Apr. 12	at NC State	W	7-4
Apr. 12	vs. Florida	L	0-5
Apr. 14	at Chipola CC	W	11-3
Apr. 14	at Chipola CC	W	11-3
Apr. 17	vs. Miami	W	22-4
Apr. 18	at USF	W	11-1
Apr. 18	vs. UCF	W	3-2
Apr. 19	vs. Florida	W	3-2
Apr. 22	N. Florida JC	W	4-2
Apr. 22	N. Florida JC	W	2-1
Apr. 28	vs. Auburn	W	4-3
Apr. 28	vs. Auburn	W	10-7
May 1	vs. W. GA College	W	3-0
May 1	vs. Auburn	W	20-11
May 2	vs. Florida	L	0-1
May 2	vs. Auburn	W	10-3
May 3	vs. Florida	L	0-4

### 1981 • (54-7)

AIAW National Champs			
Date	Opponent	Result	Score
Mar. 4	at Chipola CC	W	12-0
Mar. 4	at Chipola CC	W	12-0
Mar. 6	vs. Auburn	W	5-1
Mar. 6	vs. East Carolina	W	9-2
Mar. 6	vs. Florida A&M	W	11-0
Mar. 7	at Florida	W	3-0
Mar. 7	at Florida	L	3-4
Mar. 7	at Florida	W	5-2
Mar. 11	Lake City CC	W	4-3
Mar. 13	at Miami Dade N. JC	W	5-0
Mar. 13	vs. Miami	W	9-0
Mar. 13	vs. Florida	W	5-0
Mar. 13	vs. Broward Cen. CC	L	2-3
Mar. 14	vs. Palm Beach JC	W	4-0
Mar. 14	vs. USF	W	2-0
Mar. 23	vs. FIU	W	7-0
Mar. 24	at Flagler College	W	16-0
Mar. 24	at Flagler College	W	13-0
Mar. 25	at Edward Waters	W	21-2
Mar. 25	at Edward Waters	W	10-0
Mar. 26	at USF	W	7-5
Mar. 27	vs. Stetson	W	9-0
Mar. 27	vs. FIU	W	9-2
Mar. 27	vs. Florida	L	1-5
Mar. 28	at USF	W	5-1
Mar. 28	vs. Florida	L	2-5
Mar. 31	at Florida	L	2-9
Mar. 31	vs. Jacksonville	W	5-0
Apr. 3	vs. Georgia State	W	14-2
Apr. 3	vs. Georgia SW	W	9-1
Apr. 3	vs. Valdosta State	W	16-5
Apr. 4	vs. Georgia Southern	W	4-3
Apr. 4	vs. Georgia State	W	17-2
Apr. 4	at Georgia Tech	W	12-2
Apr. 4	vs. Armstrong State	W	17-4
Apr. 6	at Lake City CC	W	16-2
Apr. 7	Flagler College	W	11-2
Apr. 7	Flagler College	W	5-0
Apr. 8	Edward Waters	W	15-0
Apr. 8	Edward Waters	W	8-0
Apr. 10	vs. Western Carolina	W	1-0
Apr. 10	at NC State	W	3-2
Apr. 10	vs. East Carolina	W	12-0
Apr. 11	vs. East Carolina	L	4-9
Apr. 11	vs. East Carolina	L	2-5
Apr. 16	Florida A&M	W	7-1
Apr. 16	Florida	W	5-1
Apr. 20	Chipola CC	W	14-1
Apr. 20	Chipola CC	W	15-1
Apr. 23	vs. Eckerd College	W	14-3
Apr. 24	at USF	W	5-1
Apr. 24	vs. Florida	W	4-3
Apr. 25	at USF	W	5-0
May 1	vs. Livingston St.	W	15-2
May 2	vs. Georgia Southern	W	16-0
May 2	vs. USF	W	9-5
May 2	vs. USF	W	8-4
May 14	vs. Western Carolina	W	13-9
May 15	at NC State	W	4-3
May 15	vs. East Carolina	W	12-3
May 16	vs. North Carolina	W	4-1







# YEAR-BY-YEAR RESULTS

## 1982 • (56-10)

### AIAW National Champs

Date	Opponent	Result	Score
Mar. 2	Florida A&M	W	13-4
Mar. 5	Florida A&M	W	9-0
Mar. 6	vs. Brevard CC	W	6-0
Mar. 6	vs. USF	W	3-0
Mar. 6	at Florida	W	3-0
Mar. 9	at Florida	W	6-5
Mar. 9	at Chipola CC	W	15-0
Mar. 9	at Chipola CC	W	15-0
Mar. 9	at Chipola JC	W	8-2
Mar. 11	USF	W	3-0
Mar. 12	Pensacola CC	W	9-3
Mar. 12	Mississippi	W	8-1
Mar. 12	Valencia CC	W	15-0
Mar. 13	Florida	L	2-4
Mar. 13	Lake City CC	L	5-7
Mar. 13	East Carolina	L	2-8
Mar. 16	at Florida A&M	W	12-11
Mar. 16	at Florida A&M	W	12-4
Mar. 18	Georgia State	W	15-0
Mar. 18	Georgia State	W	17-0
Mar. 19	vs. Wilmington Coll.	W	10-2
Mar. 19	vs. Jacksonville	W	11-8
Mar. 19	vs. Fort Valley St.	W	30-5
Mar. 20	vs. Pensacola CC	W	9-0
Mar. 20	vs. Jacksonville	W	11-3
Mar. 20	vs. Lake City CC	W	11-10
Mar. 25	at USF	L	0-6
Mar. 26	vs. FIU	W	8-7
Mar. 26	vs. Palm Beach CC	W	5-4
Mar. 26	vs. Florida	L	11-12
Mar. 27	at USF	W	16-9
Mar. 27	vs. Florida	W	8-1
Mar. 27	vs. Florida	W	6-1
Mar. 30	vs. Jacksonville	W	9-2
Mar. 30	at Florida	L	0-14
Apr. 3	vs. Georgia Southern	W	39-5
Apr. 3	vs. USF	W	16-14
Apr. 3	vs. Florida	W	15-4
Apr. 4	vs. Florida	L	2-3
Apr. 4	vs. Florida	L	2-11
Apr. 7	Pensacola CC	W	9-3
Apr. 7	Lake City CC	W	8-4
Apr. 9	vs. East Carolina	W	5-0
Apr. 9	vs. North Carolina	W	11-0
Apr. 9	vs. N. Kentucky	W	6-0
Apr. 10	at NC State	W	6-0
Apr. 14	Chipola CC	W	15-0
Apr. 14	Chipola CC	W	17-0
Apr. 15	Florida	W	4-3
Apr. 15	Florida A&M	W	19-5
Apr. 19	at Lake City CC	W	15-6
Apr. 19	at Lake City CC	W	7-6
Apr. 23	vs. Stetson	W	19-1
Apr. 23	vs. FIU	W	9-1
Apr. 24	vs. Florida	L	1-2
Apr. 24	at USF	W	6-5
Apr. 25	vs. Florida	W	5-1
Apr. 25	vs. Florida	W	9-8
Apr. 30	Columbus College	W	12-0
Apr. 30	Miss. U for W	W	10-1
Apr. 30	USF	W	9-1
May 1	USF	L	1-2
May 1	USF	W	5-2
May 13	vs. Georgia Southern	W	10-0
May 14	vs. USF	W	17-2
May 15	vs. UNC-Charlotte	W	19-4
May 15	vs. Florida	W	9-4

## 1983 • (46-11)

Date	Opponent	Result	Score
Feb. 22	at West Florida	W	10-4
Feb. 22	at West Florida	W	10-9
Mar. 2	Lake City CC	W	2-1
Mar. 2	Lake City CC	L	3-4
Mar. 4	vs. West Florida	W	3-1
Mar. 4	vs. Jacksonville	W	5-2
Mar. 4	vs. Pensacola CC	W	3-2
Mar. 5	at Florida	W	5-1
Mar. 5	at Florida	W	5-0
Mar. 9	Florida Atlantic	W	16-0
Mar. 9	Florida Atlantic	W	10-4
Mar. 11	Campbell	W	19-2
Mar. 11	East Carolina	W	14-8
Mar. 11	Miami Dade N. CC	W	8-1
Mar. 11	West Florida	W	17-4
Mar. 12	Jacksonville	W	15-1
Mar. 12	Lake City CC	W	3-1
Mar. 18	vs. Armstrong State	W	9-2
Mar. 18	vs. Edison	W	4-1
Mar. 19	vs. USF	L	0-2
Mar. 19	vs. Lake City CC	L	0-1
Mar. 21	Cleveland State	W	14-2
Mar. 21	Cleveland State	W	2-0
Mar. 22	Florida A&M	W	14-2
Mar. 22	Florida A&M	W	7-6
Mar. 24	at USF	W	2-0
Mar. 24	vs. Florida Southern	W	8-0
Mar. 25	vs. Palm Beach CC	W	6-5
Mar. 25	at USF	W	4-2
Mar. 25	vs. Florida	W	3-2
Mar. 26	at USF	L	4-7
Mar. 26	at USF	W	9-0
Mar. 30	at Jacksonville	W	2-0
Mar. 30	at Jacksonville	W	4-2
Apr. 1	Pensacola CC	W	2-1
Apr. 7	at East Carolina	L	0-2
Apr. 7	at East Carolina	W	5-4
Apr. 8	vs. UNC-Charlotte	W	12-0
Apr. 8	at NC State	W	7-1
Apr. 9	vs. Cleveland State	W	5-3
Apr. 9	vs. Northern KY	W	17-1
Apr. 11	Jacksonville	L	0-1
Apr. 11	Jacksonville	W	3-2
Apr. 13	at Florida A&M	W	10-0
Apr. 13	at Florida A&M	W	12-3
Apr. 14	at Lake City CC	L	0-2
Apr. 14	at Lake City CC	W	9-4
Apr. 21	vs. Stetson	W	14-0
Apr. 21	vs. West Florida	W	5-1
Apr. 22	vs. Florida	W	5-2
Apr. 22	vs. Florida	L	7-8
Apr. 23	vs. Florida	L	0-2
--	vs. Northern KY	W	13-4
--	vs. East Carolina	W	3-2
--	vs. Florida	W	8-3
--	vs. USF	L	2-11
--	vs. USF	L	3-4

## 1984 • (41-5-2)

Date	Opponent	Result	Score
Feb. 28	Florida A&M	W	12-0
Feb. 28	Florida A&M	W	9-0
Mar. 2	vs. Stephen F. Austin	L	0-2
Mar. 2	vs. SW Louisiana	W	1-0
Mar. 2	vs. Louisiana Tech	T	0-0
Mar. 3	vs. Texas A&M	L	2-6
Mar. 3	vs. Baylor	L	2-3
Mar. 6	at NE Louisiana	T	0-0
Mar. 7	at Grambling	W	7-0
Mar. 7	at Grambling	W	4-0
Mar. 8	at Mississippi State	W	1-0
Mar. 8	at Mississippi State	W	6-2
Mar. 9	at Miss. U for W	W	3-0
Mar. 9	at Miss. U for W	W	6-2
Mar. 10	at Southern Miss	W	1-0
Mar. 10	at Southern Miss	W	1-0
Mar. 13	St. Louis CC	W	15-0
Mar. 13	St. Louis CC	W	11-1
Mar. 14	East Central College	W	8-0
Mar. 14	East Central College	W	10-0
Mar. 16	Mississippi State	W	5-0
Mar. 16	George Mason	W	5-0
Mar. 17	Florida A&M	W	10-0
Mar. 19	Onondaga CC	W	4-1
Mar. 19	Onondaga CC	W	10-0
Mar. 22	Western Illinois	L	1-3
Mar. 22	Western Illinois	W	3-1
Mar. 23	Rider College	W	10-0
Mar. 23	Rider College	W	4-0
Mar. 24	Saginaw Valley	W	1-0
Mar. 24	Saginaw Valley	W	7-2
Apr. 1	at East Carolina	W	2-0
Apr. 1	at East Carolina	W	3-0
Apr. 2	at North Carolina	W	1-0
Apr. 2	at North Carolina	W	5-0
Apr. 7	vs. Nicholls State	L	1-2
Apr. 7	vs. Southern Miss	W	3-0
Apr. 8	at Miss. U for W	W	2-1
Apr. 12	at Liberty Baptist	W	9-0
Apr. 12	vs. Davis & Elkins	W	9-0
Apr. 13	vs. Radford	W	8-0
Apr. 13	vs. Ohio State	W	5-2
Apr. 14	vs. North Carolina	W	3-1
Apr. 14	vs. Penn State	W	5-0
Apr. 17	at Florida A&M	W	11-1
Apr. 17	at Florida A&M	W	11-0
Apr. 28	at New Orleans	W	9-0
Apr. 28	at New Orleans	W	10-0

## 1985 • (50-12-2)

Date	Opponent	Result	Score
Feb. 23	at USF	W	2-1
Feb. 23	at USF	L	3-4
Feb. 25	at Florida A&M	W	3-0
Feb. 25	at Florida A&M	W	5-0
Feb. 27	Susquehanna	W	11-0
Feb. 27	Susquehanna	W	8-2
Mar. 2	vs. Louisiana Tech	T	0-0
Mar. 2	vs. McNeese State	L	0-4
Mar. 2	vs. Ball State	T	0-0
Mar. 3	vs. Missouri	L	0-1
Mar. 4	Detroit	W	5-0
Mar. 4	Detroit	W	6-1
Mar. 5	Temple	W	2-0
Mar. 5	Temple	W	3-0
Mar. 7	Grambling	W	11-0
Mar. 7	Grambling	W	10-0
Mar. 8	vs. Signaw Valley	W	6-0
Mar. 9	vs. NE Louisiana	W	1-0
Mar. 10	vs. Grambling	W	7-0
Mar. 11	at Florida A&M	W	3-0
Mar. 12	Quincy College	W	4-2
Mar. 12	Quincy College	W	1-0
Mar. 15	Onondaga CC	W	10-0
Mar. 15	Onondaga CC	W	8-1
Mar. 19	Western Illinois	W	1-0
Mar. 19	Millikin	W	6-0
Mar. 20	Michigan State	W	2-0
Mar. 20	Michigan State	W	5-0
Mar. 21	Bradley	W	2-0
Mar. 21	Bradley	W	3-1
Mar. 22	Furman	W	13-0
Mar. 22	Stetson	W	2-1
Mar. 22	Rutgers	W	4-0
Mar. 23	Toledo	W	3-2
Mar. 23	SW Missouri St.	W	4-3
Mar. 23	Ohio State	W	6-0
Mar. 24	USF	W	2-1
Mar. 24	Bradley	W	1-0
Mar. 25	Ohio State	W	3-2
Mar. 25	Ohio State	W	11-1
Mar. 26	Brown	W	14-0
Mar. 26	Brown	W	14-2
Mar. 29	vs. SW Missouri St.	L	0-1
Mar. 29	vs. Stanford	W	9-1
Mar. 29	vs. Baylor	L	4-5
Mar. 30	vs. Utah State	L	0-2
Mar. 30	vs. New Mexico	W	3-2
Mar. 30	vs. Louisiana Tech	L	1-2
Mar. 31	vs. Texas A&M	L	1-2
Mar. 31	vs. NE Louisiana	W	10-1
Apr. 5	vs. Adelphi	L	0-2
Apr. 5	vs. Louisiana Tech	L	3-4
Apr. 5	vs. Georgia State	W	7-0
Apr. 6	vs. George Mason	W	5-0
Apr. 6	vs. Western Illinois	W	9-0
Apr. 10	Florida A&M	W	1-0
Apr. 10	Florida A&M	W	8-0
Apr. 12	USF	W	2-1
Apr. 13	USF	L	1-2
Apr. 14	South Carolina	L	0-2
Apr. 14	South Carolina	W	2-0
Apr. 19	vs. Stetson	W	4-1
Apr. 19	at USF	W	1-0
Apr. 20	at USF	W	1-0





# NINE WOMEN'S COLLEGE WORLD SERIES APPEARANCES • 15 ACC CHAMPIONSHIPS

## YEAR-BY-YEAR RESULTS

### 1986 • (42-7) NCAA Regional

Date	Opponent	Result	Score
Feb. 18	West Florida	W	5-0
Feb. 18	West Florida	W	6-0
Feb. 22	at USF	W	1-0
Feb. 22	at USF	W	2-1
Mar. 5	Ball State	W	4-0
Mar. 5	Ball State	W	3-2
Mar. 6	Valparaiso	W	5-0
Mar. 6	Valparaiso	W	2-0
Mar. 9	Virginia	W	4-0
Mar. 9	Virginia	L	1-2
Mar. 10	Temple	W	7-0
Mar. 10	Temple	W	2-0
Mar. 11	Limestone	W	4-0
Mar. 11	Limestone	W	1-0
Mar. 13	at Florida Southern	W	7-0
Mar. 13	at Florida Southern	W	2-0
Mar. 17	Maine	W	1-0
Mar. 17	Maine	W	10-0
Mar. 18	Michigan State	W	2-0
Mar. 19	Tennessee Tech	W	8-0
Mar. 19	Tennessee Tech	W	11-1
Mar. 19	Western Illinois	W	11-0
Mar. 21	Toledo	W	4-0
Mar. 21	Florida Southern	W	7-3
Mar. 21	Rutgers	W	3-0
Mar. 22	Nevada- Reno	W	8-1
Mar. 22	Furman	W	3-2
Mar. 23	Mississippi State	W	3-1
Mar. 23	Western Illinois	L	4-6
Mar. 24	Ohio	W	10-0
Mar. 24	Ohio	W	5-1
Mar. 25	Ohio State	W	8-0
Mar. 25	Ohio State	W	3-2
Mar. 27	vs. Oklahoma State	W	3-2
Mar. 27	vs. Utah	L	2-6
Mar. 27	vs. Texas A&M	W	1-0
Mar. 28	vs. St. Mary's	W	2-1
Mar. 28	vs. Sam Houston	W	3-2
Mar. 29	vs. Oklahoma State	W	2-1
Mar. 29	vs. Arizona State	L	0-2
Apr. 8	at West Florida	W	3-0
Apr. 8	at West Florida	W	5-1
Apr. 25	vs. Furman	L	0-1
Apr. 25	vs. East Carolina	W	3-0
Apr. 25	vs. North Carolina	W	1-0
Apr. 26	at South Carolina	W	3-0
Apr. 26	vs. USF	W	3-0

#### NCAA South Regional

May 16	at Louisiana Tech	L	0-4
May 18	at Louisiana Tech	L	0-1

### 1987 • (50-14) College World Series

Date	Opponent	Result	Score
Feb. 20	at Stetson	W	7-0
Feb. 20	at Stetson	L	3-4
Feb. 24	at Florida A&M	W	8-1
Feb. 24	at Florida A&M	W	6-3
Mar. 5	UNC-Wilmington	W	3-1
Mar. 5	UNC-Wilmington	W	2-0
Mar. 8	Virginia	W	7-0
Mar. 8	Virginia	L	2-5
Mar. 9	Limestone	W	6-0
Mar. 9	Limestone	W	11-0
Mar. 10	Temple	L	0-1
Mar. 10	Temple	W	6-3
Mar. 11	East Carolina	W	10-0
Mar. 11	East Carolina	W	2-1
Mar. 13	vs. Eastern Michigan	W	7-1
Mar. 13	vs. Bradley	W	2-0
Mar. 13	vs. Stetson	W	16-0
Mar. 14	vs. Temple	W	5-0
Mar. 14	vs. South Carolina	L	0-4
Mar. 14	vs. Rutgers	W	4-0
Mar. 15	vs. Winthrop	W	8-0
Mar. 15	at USF	L	3-7
Mar. 15	vs. South Carolina	L	0-2
Mar. 17	Miami (OH)	W	3-0
Mar. 17	Miami (OH)	W	3-2
Mar. 19	Tennessee Tech	W	10-0
Mar. 20	Kent State	W	16-0
Mar. 20	Bowling Green	W	4-0
Mar. 21	Southern Miss	W	13-3
Mar. 21	Nicholls State	W	5-0
Mar. 22	Furman	W	1-0
Mar. 22	Toledo	L	0-3
Mar. 23	Toledo	W	9-6
Mar. 23	Toledo	W	8-1
Mar. 25	Bowling Green	W	12-2
Mar. 25	Bowling Green	W	3-1
Mar. 28	Ohio	W	3-0
Mar. 28	Ohio	W	6-2
Apr. 4	at West Florida	W	1-0
Apr. 4	at West Florida	W	4-0
Apr. 10	vs. Furman	W	8-2
Apr. 10	vs. USF	W	5-4
Apr. 10	vs. Nicholls	W	5-1
Apr. 11	vs. George Mason	W	3-0
Apr. 11	at South Carolina	W	1-0
Apr. 12	vs. Louisiana Tech	W	2-1
Apr. 12	vs. Georgia State	W	4-1
Apr. 17	USF	L	0-2
Apr. 17	USF	W	1-0
Apr. 18	South Carolina	W	1-3
Apr. 18	South Carolina	L	0-1
Apr. 19	South Carolina	W	2-1
Apr. 20	Florida A&M	W	17-0
Apr. 20	Florida A&M	W	7-1
Apr. 24	vs. Oklahoma	L	0-1
Apr. 25	at Oklahoma State	L	1-4
Apr. 25	vs. Baylor	W	10-0
Apr. 25	vs. Oklahoma	W	6-1
Apr. 26	vs. Baylor	W	8-1
Apr. 26	at Oklahoma State	W	2-0

#### NCAA South Regional

May 15	Adelphi	W	1-0
May 16	Adelphi	W	3-1

#### College World Series

May 20	vs. CS-Fullerton	L	0-3
May 21	vs. Central Michigan	L	0-1

### 1988 • (44-14) NCAA Regional

Date	Opponent	Result	Score
Feb. 20	West Florida	W	1-0
Feb. 20	West Florida	W	1-0
Feb. 25	at Florida A&M	W	14-3
Feb. 25	at Florida A&M	W	11-0
Mar. 5	Eastern Michigan	W	3-1
Mar. 5	Eastern Michigan	W	4-3
Mar. 6	Temple	W	3-0
Mar. 6	Temple	W	2-0
Mar. 7	North Carolina	W	4-2
Mar. 7	North Carolina	W	8-4
Mar. 7	Louisiana Tech	L	0-7
Mar. 7	North Carolina	W	2-1
Mar. 11	vs. Eastern Michigan	W	7-4
Mar. 11	at USF	W	2-1
Mar. 11	vs. Virginia	W	4-0
Mar. 12	vs. Temple	W	4-3
Mar. 12	vs. Okla. City College	W	5-0
Mar. 13	vs. South Carolina	L	1-5
Mar. 13	vs. Central Michigan	W	6-2
Mar. 16	Southern Illinois	W	5-1
Mar. 16	Southern Illinois	L	1-2
Mar. 17	Virginia	W	5-0
Mar. 17	Virginia	W	7-1
Mar. 18	Florida A&M	W	7-0
Mar. 18	NE Louisiana	W	5-1
Mar. 18	Maine	W	1-0
Mar. 19	Northern Illinois	L	3-4
Mar. 19	Miami (OH)	W	5-1
Mar. 19	Furman	W	2-0
Mar. 20	Eastern Illinois	W	2-1
Mar. 20	Northern Illinois	W	2-1
Mar. 21	Eastern Illinois	W	3-2
Mar. 21	Eastern Illinois	W	11-1
Mar. 22	Ohio State	W	6-1
Mar. 22	Ohio State	W	2-1
Mar. 28	Nicholls State	W	1-0
Mar. 29	Nicholls State	W	2-1
Mar. 29	Nicholls State	W	8-3
Apr. 1	vs. Utah	W	3-0
Apr. 1	at South Carolina	L	0-1
Apr. 2	vs. Utah	L	4-8
Apr. 2	at South Carolina	L	1-3
Apr. 9	at USF	W	8-5
Apr. 9	at USF	W	8-1
Apr. 10	Florida A&M	W	3-0
Apr. 10	Florida A&M	W	2-1
Apr. 11	at West Florida	W	5-3
Apr. 11	at West Florida	L	1-2
Apr. 15	vs. Kansas	W	2-1
Apr. 15	at Nebraska	L	0-3
Apr. 16	vs. Kansas	L	2-4
Apr. 16	at Nebraska	L	0-5
Apr. 18	at Creighton	W	4-0
Apr. 18	at Creighton	L	0-2
Apr. 23	Georgia State	W	5-0
Apr. 23	Georgia State	W	2-1

#### NCAA South Regional


May 20	vs. Texas A&M	L	0-1
May 21	at Louisiana Tech	L	1-6

### 1989 • (39-14) NCAA Regional

Date	Opponent	Result	Score
Feb. 26	West Florida	W	3-2
Feb. 26	West Florida	L	1-5
Feb. 28	at Florida A&M	W	11-0
Feb. 28	at Florida A&M	W	4-0
Mar. 4	Eastern Michigan	W	2-0
Mar. 4	Eastern Michigan	W	5-1
Mar. 5	Temple	W	2-1
Mar. 5	Temple	W	8-2
Mar. 6	Virginia	L	4-2
Mar. 6	Virginia	W	5-1
Mar. 7	East Carolina	W	5-0
Mar. 7	East Carolina	W	5-0
Mar. 10	vs. Missouri	W	6-0
Mar. 10	vs. Western Illinois	W	5-2
Mar. 10	vs. New Mexico	W	3-2
Mar. 11	vs. Temple	W	3-1
Mar. 11	vs. Nicholls State	W	3-1
Mar. 11	vs. Arizona State	L	3-7
Mar. 12	vs. Miami (OH)	L	3-4
Mar. 12	vs. Miami (OH)	L	0-1
Mar. 15	Illinois State	W	2-0
Mar. 16	Connecticut	W	3-0
Mar. 17	Miami (OH)	W	5-0
Mar. 17	Southern Illinois	W	4-2
Mar. 18	SW Missouri St	W	14-0
Mar. 18	Stetson	W	6-0
Mar. 19	North Carolina	L	1-2
Mar. 20	Northern Illinois	L	0-3
Mar. 20	Northern Illinois	L	2-5
Mar. 22	USF	W	4-2
Mar. 22	USF	W	8-1
Apr. 11	Florida A&M	W	3-0
Apr. 11	Florida A&M	W	4-1
Apr. 14	at Nebraska	L	0-1
Apr. 14	vs. Kansas	W	3-2
Apr. 14	vs. Arizona State	W	3-2
Apr. 15	vs. Kansas	W	1-0
Apr. 15	at Nebraska	L	2-4
Apr. 21	vs. East Carolina	W	3-0
Apr. 21	vs. Furman	W	5-0
Apr. 21	vs. SW Louisiana	W	4-2
Apr. 21	vs. North Carolina	W	3-1
Apr. 22	vs. USF	W	2-0
Apr. 22	vs. Virginia	W	2-0
Apr. 22	vs. Nicholls State	W	2-0
May 3	at West Florida	W	3-2
May 3	at West Florida	W	3-0
May 5	vs. Louisiana Tech	L	0-1
May 5	at Nicholls State	W	1-0
May 6	at Nicholls State	L	0-2
May 6	vs. Louisiana Tech	L	0-1

#### NCAA South Regional

May 19	South Carolina	L	1-2
May 20	Louisiana Tech	L	1-3





# YEAR-BY-YEAR RESULTS

## 1990 • (47-16)

College World Series  
NCAA Semifinalist

Date	Opponent	Result	Score
Feb. 18	West Florida	W	1-0
Feb. 18	West Florida	W	1-0
Feb. 27	at Florida A&M	W	6-2
Feb. 27	at Florida A&M	W	4-0
Mar. 3	Eastern Michigan	W	1-0
Mar. 3	Eastern Michigan	W	1-0
Mar. 3	Michigan	W	1-0
Mar. 4	Michigan	L	2-3
Mar. 7	UNC-Wilmington	W	6-1
Mar. 7	UNC-Wilmington	W	5-0
Mar. 9	vs. Indiana	W	1-2
Mar. 9	vs. Iowa	L	0-5
Mar. 10	vs. Central Michigan	W	1-0
Mar. 10	at USF	W	2-1
Mar. 11	vs. Maine	W	7-0
Mar. 11	vs. Oklahoma	L	0-1
Mar. 12	Southern Illinois	W	4-0
Mar. 13	Virginia	W	1-0
Mar. 13	Virginia	W	5-0
Mar. 14	Indiana	W	1-0
Mar. 14	Indiana	W	2-0
Mar. 15	Connecticut	L	1-3
Mar. 16	Stetson	W	3-2
Mar. 16	SW Louisiana	L	1-2
Mar. 17	Oklahoma	W	3-2
Mar. 17	Adelphi	W	4-0
Mar. 18	Nebraska	W	2-1
Mar. 20	Missouri	L	1-2
Mar. 20	Missouri	L	1-2
Mar. 21	Northern Iowa	L	0-1
Mar. 21	Northern Iowa	W	4-2
Mar. 22	Princeton	W	5-0
Mar. 22	Princeton	W	6-0
Mar. 24	Georgia State	W	2-0
Mar. 24	Georgia State	W	8-0
Mar. 30	vs. Southern Miss	W	4-0
Mar. 30	vs. Georgia Tech	W	10-0
Mar. 30	vs. Wichita State	W	1-0
Mar. 31	vs. Austin Peay	W	5-1
Mar. 31	vs. Michigan State	W	2-0
Mar. 31	vs. Georgia State	L	0-1
Apr. 2	at USF	W	4-1
Apr. 2	at USF	W	2-0
Apr. 13	vs. Stephen F. Austin	W	5-2
Apr. 13	vs. Sam Houston	L	0-2
Apr. 14	vs. Oklahoma State	L	1-2
Apr. 14	vs. Texas A&M	W	3-1
Apr. 15	vs. Texas-Arlington	L	0-2
Apr. 20	vs. Southern Miss	W	11-0
Apr. 21	vs. North Carolina	W	1-0
Apr. 22	vs. East Carolina	W	7-2
Apr. 29	South Carolina	L	0-2
Apr. 29	South Carolina	W	3-0
Apr. 30	Florida A&M	W	10-0
Apr. 30	Florida A&M	W	2-0
May 2	at West Florida	W	2-0
May 2	at West Florida	W	6-0

### NCAA South Regional

May 18	vs. Texas A&M	W	5-0
May 18	at SW Louisiana	W	4-3
May 19	at SW Louisiana	W	2-1

### College World Series

May 23	vs. Fresno State	W	1-0
May 24	vs. Oklahoma State	L	1-4
May 24	vs. UNLV	W	4-1
May 25	vs. UCLA	L	0-3

## 1991 • (62-12)

College World Series

Date	Opponent	Result	Score
Feb. 14	vs. California	L	0-4
Feb. 14	vs. New Mexico	W	9-1
Feb. 15	vs. UCLA	L	2-5
Feb. 15	vs. Sacramento State	W	4-0
Feb. 16	vs. Pacific	W	4-3
Feb. 16	at Arizona	L	0-8
Feb. 17	vs. CS-Northridge	L	0-1
Feb. 23	West Florida	W	4-3
Feb. 23	West Florida	L	0-5
Feb. 24	at Georgia Southern	W	6-2
Feb. 24	at Georgia Southern	W	5-1
Feb. 26	at Florida A&M	W	8-0
Feb. 26	at Florida A&M	W	4-0
Mar. 2	at USF	W	2-0
Mar. 2	at USF	L	0-2
Mar. 4	Ball State	W	5-0
Mar. 6	Samford	W	2-1
Mar. 6	Samford	W	6-0
Mar. 8	vs. Detroit	W	9-0
Mar. 8	vs. Western Illinois	W	2-1
Mar. 8	vs. Indiana	W	3-1
Mar. 9	vs. Winthrop	W	4-1
Mar. 9	vs. Eastern Michigan	W	1-0
Mar. 10	vs. Oklahoma	W	7-1
Mar. 10	vs. South Carolina	L	3-4
Mar. 12	Connecticut	W	2-1
Mar. 12	Connecticut	W	1-0
Mar. 13	Virginia	W	9-1
Mar. 13	Virginia	W	2-1
Mar. 14	Creighton	W	3-2
Mar. 15	Miami (OH)	W	2-0
Mar. 15	East Carolina	W	13-0
Mar. 16	Western Illinois	W	2-1
Mar. 16	Rhode Island	W	6-0
Mar. 17	Winthrop	W	2-0
Mar. 17	Indiana	W	6-2
Mar. 18	Bradley	W	2-0
Mar. 20	Northern Iowa	W	3-1
Mar. 20	Northern Iowa	W	2-1
Mar. 21	Miami (OH)	L	0-8
Mar. 21	Miami (OH)	W	5-1
Mar. 27	Drexel	W	2-0
Mar. 27	Drexel	W	7-1
Mar. 28	Bowling Green	W	2-0
Mar. 28	Bowling Green	W	9-0
Mar. 30	vs. Dayton	W	3-0
Mar. 30	vs. Toledo	W	1-0
Mar. 30	vs. Northwestern	W	2-0
Mar. 31	vs. USF	W	6-5
Mar. 31	vs. Samford	W	4-0
Mar. 31	vs. North Carolina	W	5-0
Mar. 31	vs. South Carolina	W	4-1
Apr. 5	vs. Notre Dame	W	7-0
Apr. 5	vs. USF	W	2-0
Apr. 6	vs. Winthrop	W	4-1
Apr. 6	vs. SW Louisiana	W	3-0
Apr. 8	Georgia Southern	W	4-0
Apr. 8	Georgia Southern	W	9-1
Apr. 9	Florida A&M	W	7-1
Apr. 9	Florida A&M	W	11-1
Apr. 19	vs. Virginia	L	1-2
Apr. 20	vs. Eastern Michigan	W	3-2
Apr. 21	vs. Virginia	L	0-2
May 1	at West Florida	W	1-0
May 1	at West Florida	W	7-0
May 3	vs. Connecticut	W	2-0
May 4	vs. Princeton	W	4-3
May 5	at Massachusetts	W	2-0

### NCAA South Regional

May 17	at SW Louisiana	W	1-0
May 17	vs. Oklahoma State	W	2-0
May 18	vs. Oklahoma State	W	4-3

### College World Series

May 22	vs. UCLA	L	0-1
May 23	vs. UNLV	W	3-1
May 24	vs. Fresno State	L	0-3

## 1992 • (63-9, 4-2 ACC)

ACC Champions  
College World Series

Date	Opponent	Result	Score
Feb. 9	Samford	W	10-0
Feb. 9	Samford	W	7-0
Feb. 16	at Florida A&M	W	12-0
Feb. 16	at Florida A&M	W	10-0
Feb. 23	West Florida	W	2-0
Feb. 23	West Florida	W	2-0
Mar. 1	at Georgia Southern	W	8-0
Mar. 1	at Georgia Southern	W	13-3
Mar. 3	Northwestern	W	10-0
Mar. 3	Northwestern	W	1-0
Mar. 7	vs. Ball State	W	2-0
Mar. 7	vs. Ball State	W	9-0
Mar. 8	at USF	W	5-1
Mar. 8	at USF	W	3-0
Mar. 10	Robert Morris	W	1-0
Mar. 10	Robert Morris	W	14-1
Mar. 13	vs. Adelphi	W	12-2
Mar. 13	vs. Penn State	W	7-0
Mar. 14	vs. Samford	W	4-3
Mar. 14	vs. Virginia*	W	10-0
Mar. 15	vs. Hofstra	W	14-4
Mar. 15	vs. North Carolina*	W	12-1
Mar. 15	vs. Oklahoma City	W	2-1
Mar. 17	Rutgers	W	1-0
Mar. 17	Rutgers	W	8-4
Mar. 18	Virginia*	L	0-1
Mar. 18	Virginia*	W	5-2
Mar. 19	Miami (OH)	L	0-2
Mar. 19	Northern Iowa	W	2-0
Mar. 20	Bradley	W	3-2
Mar. 20	Princeton	W	7-0
Mar. 20	Bowling Green	W	4-0
Mar. 21	Adelphi	W	5-0
Mar. 21	USF	W	1-0
Mar. 22	Kent State	W	6-0
Mar. 22	Princeton	W	2-1
Mar. 23	Drexel	W	3-0
Mar. 23	Drexel	W	4-0
Mar. 24	Kent State	W	2-1
Mar. 24	Kent State	W	8-0
Mar. 26	at CS-Fullerton	L	4-5
Mar. 26	vs. Missouri	L	1-2
Mar. 27	vs. Ohio State	W	1-0
Mar. 27	vs. Arizona	L	0-2
Mar. 28	vs. Illinois State	W	7-2
Mar. 29	vs. Oklahoma State	L	0-3
Apr. 6	Georgia Southern	W	6-0
Apr. 6	Georgia Southern	W	2-0
Apr. 7	Florida A&M	W	7-0
Apr. 7	Florida A&M	W	6-0
Apr. 10	vs. UNC-Wilmington	W	7-1
Apr. 10	at North Carolina*	L	0-1
Apr. 11	vs. Winthrop	W	3-1
Apr. 11	vs. Georgia Tech*	W	10-0
Apr. 12	vs. East Carolina	W	5-2
Apr. 12	vs. South Carolina	W	3-2

### ACC Championship

Apr. 17	Georgia Tech	W	6-0
Apr. 17	North Carolina	W	11-0
Apr. 18	Virginia	W	11-1

### ACC Championship

Apr. 25	South Carolina	W	2-0
Apr. 25	South Carolina	W	6-0
Apr. 26	South Carolina	W	2-0
Apr. 27	at West Florida	W	6-0
Apr. 27	at West Florida	W	11-2
May 2	vs. Connecticut	W	1-0
May 2	vs. Massachusetts	W	3-1
May 3	at Connecticut	W	4-3

### NCAA Regional

May 16	at SW Louisiana	W	1-0
May 16	vs. UNLV	W	4-0
May 16	at SW Louisiana	W	1-0

### College World Series

May 21	vs. California	L	0-3
May 22	vs. Massachusetts	L	2-4

## 1993 • (52-9, 4-0 ACC)

ACC Champions  
College World Series

Date	Opponent	Result	Score
Feb. 13	Samford	W	3-1
Feb. 13	Samford	W	8-4
Feb. 20	West Florida	W	6-1
Feb. 20	West Florida	W	3-1
Feb. 22	at Florida A&M	W	7-0
Feb. 27	Mercer	W	5-0
Feb. 27	Mercer	W	7-0
Feb. 28	USF	W	10-0
Feb. 28	USF	W	7-0
Mar. 6	at Georgia Tech*	W	3-0
Mar. 6	at Georgia Tech*	W	2-0
Mar. 9	at Florida A&M	W	10-0
Mar. 12	vs. Central Michigan	W	5-0
Mar. 12	vs. Georgia Southern	W	6-0
Mar. 13	vs. Hofstra	W	6-0
Mar. 14	vs. Iowa	W	3-0
Mar. 16	Connecticut	W	1-0
Mar. 16	Connecticut	W	8-0
Mar. 18	Northern Iowa	W	7-0
Mar. 19	Drake	W	6-0
Mar. 19	Georgia State	W	1-0
Mar. 19	SW Louisiana	L	1-2
Mar. 20	Rhode Island	W	10-0
Mar. 20	Eastern Illinois	W	7-2
Mar. 20	Virginia*	W	7-0
Mar. 21	Southern Illinois	W	1-0
Mar. 21	Louisiana	W	2-1
Mar. 22	Toledo	W	11-0
Mar. 22	Toledo	W	4-0
Mar. 25	vs. Fresno State	L	1-2
Mar. 25	vs. Cal Poly	W	1-0
Mar. 26	vs. Minnesota	W	3-1
Mar. 27	vs. Utah	L	2-3
Mar. 28	at CS-Fullerton	W	4-1
Apr. 6	Florida A&M	W	10-0
Apr. 6	Florida A&M	W	4-1
Apr. 9	vs. UNC-Wilmington	W	12-0
Apr. 9	vs. Virginia*	W	3-2
Apr. 10	vs. Coastal Carolina	W	8-0
Apr. 10	vs. Hofstra	W	10-2
Apr. 11	vs. Coastal Carolina	W	9-1
Apr. 11	vs. East Carolina	W	13-0

### ACC Championship

Apr. 16	Georgia Tech	W	12-0
Apr. 16	Virginia	L	0-1
Apr. 16	Georgia Tech	W	11-0
Apr. 17	Virginia	W	2-0
Apr. 17	Virginia	W	4-2

Apr. 24	at South Carolina	L	4-6
Apr. 24	at South Carolina	W	7-0
Apr. 25	at South Carolina	W	8-0
May 1	vs. Connecticut	L	1-4
May 1	vs. USF	W	1-0
May 2	at Massachusetts	W	5-0
May 4	at West Florida	W	5-0
May 4	at West Florida	W	7-0

### NCAA Regional

May 21	Kansas	L	0-1
May 21	Iowa	W	5-3
May 22	Kansas	W	5-0
May 22	Kansas	W	2-1

### College World Series

May 27	vs. Oklahoma State	L	2-5
May 28	vs. Connecticut	L	1-2



# NINE WOMEN'S COLLEGE WORLD SERIES APPEARANCES • 15 ACC CHAMPIONSHIPS

## YEAR-BY-YEAR RESULTS

### 1994 • (50-19, 9-2 ACC) NCAA Regional

Date	Opponent	Result	Score
Feb. 12	Mercer	W	9-3
Feb. 12	Mercer	W	6-0
Feb. 13	UNC-Charlotte	W	4-0
Feb. 13	UNC-Charlotte	W	7-1
Feb. 17	Georgia Southern	W	10-0
Feb. 17	Georgia Southern	W	8-0
Feb. 19	West Florida	W	10-0
Feb. 19	West Florida	W	5-0
Feb. 21	at Florida A&M	W	3-0
Feb. 26	Stetson	W	7-0
Feb. 26	Stetson	W	5-0
Feb. 28	at Mercer	W	6-0
Feb. 28	at Mercer	W	5-0
Mar. 2	Florida A&M	W	8-0
Mar. 5	South Carolina	L	2-3
Mar. 5	South Carolina	W	3-1
Mar. 6	Georgia Tech*	W	6-1
Mar. 6	Georgia Tech*	W	2-1
Mar. 11	vs. Robert Morris	L	0-1
Mar. 11	vs. Illinois-Chicago	W	3-0
Mar. 11	vs. Penn State	W	6-2
Mar. 12	vs. UCLA	L	0-3
Mar. 12	vs. Notre Dame	W	3-0
Mar. 12	vs. Virginia*	W	7-0
Mar. 13	vs. Oklahoma State	L	0-1
Mar. 15	Northern Illinois	W	3-0
Mar. 15	Northern Illinois	W	1-0
Mar. 16	Texas A&M	L	3-7
Mar. 16	Virginia*	W	4-3
Mar. 17	Princeton	W	2-1
Mar. 18	Indiana	W	3-2
Mar. 18	vs. Louisiana Tech	W	2-0
Mar. 18	vs. Iowa State	W	3-2
Mar. 19	Eastern Michigan	W	1-0
Mar. 19	Eastern Illinois	W	9-0
Mar. 19	Illinois State	L	2-3
Mar. 22	vs. Kansas	L	2-4
Mar. 23	vs. Northwestern	L	2-8
Mar. 23	at CS-Fullerton	L	0-7
Mar. 24	vs. SE Louisiana	L	3-12
Mar. 25	vs. Oklahoma State	L	0-1
Mar. 25	vs. Utah State	W	5-3
Mar. 30	Hofstra	W	3-2
Mar. 30	Hofstra	W	4-3
Apr. 4	at Florida A&M	W	7-0
Apr. 7	at North Carolina*	W	5-1
Apr. 7	at North Carolina*	W	6-2
Apr. 8	vs. UNC-Wilmington	W	5-0
Apr. 8	vs. UNC-Charlotte	W	8-1
Apr. 9	vs. East Carolina	L	0-1
Apr. 9	vs. Georgia Tech*	W	11-0
Apr. 10	vs. Virginia*	W	9-4
Apr. 10	at North Carolina*	L	0-1
Apr. 16	at Virginia*	W	8-0
Apr. 16	at Virginia*	L	4-5
Apr. 17	Florida A&M	W	8-0

#### ACC Championship

Apr. 22	Georgia Tech	W	2-1
Apr. 22	Virginia	L	0-2
Apr. 23	North Carolina	W	6-5
Apr. 23	Virginia	W	1-0
Apr. 23	Virginia	L	0-3

May 3	at West Florida	L	1-4
May 3	at West Florida	W	8-0
May 7	at Connecticut	W	4-1
May 7	vs. USF	W	2-0
May 11	at USF	W	4-2
May 11	at USF	W	6-5

#### NCAA Regional

May 20	vs. Oklahoma	L	1-3
May 21	vs. Providence	L	0-4

### 1995 • (58-15, 6-0 ACC) ACC Champions NCAA Regional

Date	Opponent	Result	Score
Feb. 12	Stetson	W	8-0
Feb. 12	Stetson	W	2-0
Feb. 17	vs. Oklahoma St.	L	1-5
Feb. 17	vs. CS-Fullerton	L	5-9
Feb. 18	vs. Oregon	W	3-2
Feb. 18	vs. New Mexico St.	W	4-0
Feb. 18	vs. Illinois St.	W	10-2
Feb. 19	vs. Arizona	L	1-7
Feb. 22	Troy	W	3-1
Feb. 22	Troy	W	3-0
Feb. 25	at Georgia Tech*	W	9-4
Feb. 25	at Georgia Tech*	W	10-1
Feb. 26	at UNC-Charlotte	W	6-0
Feb. 26	at UNC-Charlotte	W	8-0
Mar. 4	Mercer	W	3-0
Mar. 4	Mercer	W	10-2
Mar. 5	North Carolina*	W	6-3
Mar. 5	North Carolina*	W	3-1
Mar. 6	Marshall	W	8-0
Mar. 6	Marshall	W	7-0
Mar. 10	vs. Indiana State	W	8-0
Mar. 10	vs. Illinois-Chicago	L	1-3
Mar. 10	vs. Iowa	L	0-4
Mar. 11	vs. Robert Morris	W	3-0
Mar. 11	vs. Yale	W	11-1
Mar. 11	vs. North Carolina	W	8-2
Mar. 12	vs. Virginia	W	2-1
Mar. 12	vs. Oklahoma State	W	7-4
Mar. 12	vs. Illinois-Chicago	W	1-0
Mar. 14	Virginia*	W	3-2
Mar. 14	Virginia*	W	3-0
Mar. 17	Samford	W	14-0
Mar. 17	Miami (OH)	W	9-1
Mar. 17	Michigan	L	1-2
Mar. 18	Northern Illinois	W	3-0
Mar. 18	Illinois-Chicago	W	3-0
Mar. 19	Iowa State	W	2-0
Mar. 19	Michigan	L	0-5
Mar. 21	Massachusetts	W	5-4
Mar. 21	Massachusetts	W	4-3
Mar. 24	at South Carolina	L	1-2
Mar. 24	at South Carolina	L	2-3
Mar. 25	vs. Hofstra	W	5-1
Mar. 25	at South Carolina	L	3-6
Mar. 25	vs. Hofstra	W	8-2
Mar. 28	Florida A&M	W	8-0
Apr. 2	USF	W	4-0
Apr. 2	USF	L	3-4
Apr. 3	at Florida A&M	W	9-0
Apr. 3	at Florida A&M	W	10-0
Apr. 7	vs. Campbell	W	4-0
Apr. 7	at North Carolina	W	15-0
Apr. 8	vs. East Carolina	W	10-2
Apr. 8	vs. Campbell	W	7-1
Apr. 9	vs. East Carolina	W	4-3
Apr. 9	at North Carolina	W	2-1
Apr. 12	Florida A&M	W	6-0
Apr. 15	at West Florida	W	8-0
Apr. 15	at West Florida	W	3-2

#### ACC Championship

Apr. 21	vs. North Carolina	W	4-0
Apr. 21	vs. Georgia Tech	W	2-1
Apr. 22	vs. Georgia Tech	W	5-2

May 3	West Florida	W	9-3
May 3	West Florida	W	3-0
May 12	vs. USF	L	0-3
May 12	vs. South Carolina	W	5-4
May 13	at Massachusetts	L	0-8
May 13	vs. South Carolina	W	6-0
May 14	at Massachusetts	W	2-0

#### NCAA Regional

May 19	vs. Nebraska	L	1-6
May 20	vs. Ohio	W	2-0
May 20	vs. Nebraska	W	6-2
May 21	at Arizona	L	0-15

### 1996 • (51-21, 5-3 ACC) ACC Champions NCAA Regional

Date	Opponent	Result	Score
Feb. 7	at Mercer	W	4-1
Feb. 7	at Mercer	W	5-2
Feb. 9	West Florida	W	8-0
Feb. 9	West Florida	W	8-0
Feb. 11	Georgia Southern	W	2-1
Feb. 11	Georgia Southern	W	5-0
Feb. 16	vs. UNLV	L	2-3
Feb. 16	vs. Washington	L	6-13
Feb. 16	vs. Arizona	L	4-8
Feb. 17	vs. Illinois State	W	4-1
Feb. 17	vs. Utah State	W	6-5
Feb. 18	vs. CS-Fullerton	L	11-12
Feb. 24	Stetson	W	1-0
Feb. 24	Stetson	W	6-2
Feb. 27	Florida A&M	W	8-0
Mar. 1	vs. Washington	L	1-3
Mar. 1	vs. Massachusetts	W	4-1
Mar. 2	vs. Long Beach State	L	1-2
Mar. 2	vs. Oregon	W	1-0
Mar. 3	vs. CS-Northridge	L	1-2
Mar. 5	UNC-Charlotte	W	7-1
Mar. 5	UNC-Charlotte	W	6-0
Mar. 6	Troy	W	5-2
Mar. 6	Troy	L	1-2
Mar. 8	vs. East Carolina	W	2-1
Mar. 8	vs. UT-Chattanooga	W	5-2
Mar. 8	vs. Ball State	W	4-2
Mar. 9	vs. Penn State	W	4-3
Mar. 9	vs. Indiana	W	3-1
Mar. 10	vs. Michigan State	W	6-2
Mar. 10	vs. UCLA	L	0-4
Mar. 14	Notre Dame	L	0-1
Mar. 15	Drake	W	1-0
Mar. 15	Ohio State	L	0-1
Mar. 16	Southern Illinois	L	3-4
Mar. 16	Eastern Michigan	W	7-0
Mar. 16	Massachusetts	W	3-1
Mar. 17	Michigan	L	1-6
Mar. 19	Connecticut	W	3-0
Mar. 19	Connecticut	W	6-0
Mar. 21	Bradley	W	4-1
Mar. 21	Bradley	W	7-2
Mar. 23	Georgia Tech*	W	2-0
Mar. 23	Georgia Tech*	L	1-3
Mar. 28	at Florida A&M	W	7-2
Mar. 28	at Florida A&M	W	13-0
Apr. 1	Florida A&M	W	4-0
Apr. 6	at Virginia*	W	8-0
Apr. 6	at Virginia*	W	5-4
Apr. 7	at Maryland*	W	4-0
Apr. 7	at Maryland*	W	6-2
Apr. 11	at North Carolina*	L	2-3
Apr. 11	at North Carolina*	L	4-5
Apr. 12	vs. Campbell	W	6-1
Apr. 13	vs. Florida Atlantic	L	0-1
Apr. 13	vs. South Carolina	W	4-2
Apr. 13	at North Carolina	W	2-0
Apr. 14	vs. Maryland	W	8-0

#### ACC Championship

Apr. 19	vs. Georgia Tech	W	5-4
Apr. 19	vs. Maryland	W	3-0
Apr. 20	vs. North Carolina	W	3-1

Apr. 30	at West Florida	W	6-0
Apr. 30	at West Florida	W	10-0
May 3	at USF	W	1-0
May 3	at USF	L	1-4
May 5	South Carolina	W	5-1
May 5	South Carolina	L	3-5
May 6	South Carolina	W	2-1

#### NCAA Regional

May 17	USF	W	3-1
May 18	Arizona	L	6-9
May 18	USF	W	6-0
May 19	Arizona	L	3-10

### 1997 • (45-19, 7-1 ACC) ACC Champions

Date	Opponent	Result	Score
Feb. 9	at Georgia Southern	W	8-0
Feb. 9	at Georgia Southern	W	5-3
Feb. 12	at Florida A&M	W	7-0
Feb. 14	vs. Nebraska	W	2-1
Feb. 14	vs. Fresno State	L	0-2
Feb. 15	vs. Oregon	L	1-6
Feb. 15	vs. Utah	L	2-6
Feb. 16	vs. Ohio State	W	7-2
Feb. 16	vs. CS-Fullerton	W	4-2
Feb. 19	at Florida	L	1-3
Feb. 19	at Florida	W	8-1
Feb. 22	Mercer	W	1-0
Feb. 22	Mercer	W	5-1
Feb. 23	Florida A&M	W	8-0
Feb. 28	vs. Northwestern	W	2-0
Mar. 1	vs. Washington	L	3-8
Mar. 1	vs. Oklahoma	W	2-1
Mar. 2	vs. UConn	W	10-3
Mar. 3	vs. Louisiana Tech	L	2-6
Mar. 7	vs. Ball State	W	4-0
Mar. 7	vs. East Carolina	W	10-0
Mar. 7	vs. Michigan State	L	2-6
Mar. 8	vs. Hofstra	L	1-2
Mar. 8	vs. Arkansas	W	4-0
Mar. 8	vs. Indiana	W	3-2
Mar. 9	vs. Iowa	L	1-7
Mar. 11	Miami (OH)	W	2-1
Mar. 13	Louisiana Tech	L	2-3
Mar. 14	Wisconsin	L	3-12
Mar. 14	UT-Chattanooga	W	3-1
Mar. 14	UConn	W	2-1
Mar. 15	Bradley	W	4-0
Mar. 15	Eastern Michigan	W	5-1
Mar. 18	UConn	L	0-1
Mar. 18	UConn	W	8-2
Mar. 23	at Georgia Tech*	W	5-1
Mar. 23	at Georgia Tech*	W	8-5
Mar. 25	Maryland*	W	1-0
Mar. 25	Maryland*	W	3-0
Mar. 27	Youngstown State	W	8-2
Mar. 27	Youngstown State	W	6-3
Apr. 2	at Troy	W	3-2
Apr. 2	at Troy	T	1-1
Apr. 4	at Florida A&M	L	1-2
Apr. 6	Virginia*	W	8-0
Apr. 6	Virginia*	L	3-6
Apr. 10	at North Carolina*	W	6-0
Apr. 10	at North Carolina*	W	12-4
Apr. 11	vs. Florida Atlantic	W	5-1
Apr. 11	vs. Campbell	W	4-1
Apr. 11	vs. Coastal Carolina	W	12-2
Apr. 13	vs. Coastal Carolina	W	2-1
Apr. 13	vs. Florida Atlantic	W	4-0

#### ACC Championship

Apr. 18	vs. North Carolina	W	5-4
Apr. 18	vs. Maryland	W	4-3
Apr. 19	vs. Maryland	L	1-2

Apr. 27	Florida A&M	W	7-0
Apr. 29	at UNC Charlotte	W	6-1
Apr. 29	at UNC Charlotte	W	3-1
May 1	at Alabama	W	2-0
May 1	at Alabama	L	5-6
May 2	at Auburn	W	2-0
May 2	at Auburn	L	1-2
May 9	USF	L	3-4
May 9	USF	L	1-3



# YEAR-BY-YEAR RESULTS

## 1998 • (51-21, 5-3 ACC)

ACC Champions  
NCAA Regional

Date	Opponent	Result	Score
Feb. 7	at Mercer	W	5-1
Feb. 7	at Mercer	W	9-1
Feb. 8	Georgia Southern	W	6-2
Feb. 8	Georgia Southern	W	3-1
Feb. 13	vs. Oregon	L	0-2
Feb. 13	vs. Purdue	W	8-1
Feb. 14	vs. Washington	W	1-0
Feb. 14	vs. Fresno State	W	2-1
Feb. 18	at West Florida	W	9-3
Feb. 18	at West Florida	W	10-6
Feb. 20	Florida A&M	W	4-2
Feb. 23	Florida A&M	W	6-0
Feb. 24	Troy	L	0-5
Feb. 24	Troy	W	5-4
Feb. 27	vs. Indiana	W	3-2
Feb. 27	vs. Arizona State	L	1-6
Feb. 28	vs. UMass	W	4-0
Feb. 28	vs. CS-Northridge	L	3-4
Mar. 1	vs. South Carolina	L	0-3
Mar. 1	vs. California	L	1-4
Mar. 5	vs. Georgia	W	6-5
Mar. 5	vs. Illinois-Chicago	L	1-3
Mar. 6	vs. Central Michigan	W	10-1
Mar. 6	vs. Purdue	W	5-4
Mar. 7	vs. Missouri	L	1-3
Mar. 7	vs. Alabama	W	4-1
Mar. 7	vs. Texas	L	1-9
Mar. 10	UNC-Charlotte	W	4-1
Mar. 10	UNC-Charlotte	W	4-1
Mar. 11	Miami (OH)	L	1-4
Mar. 11	Miami (OH)	L	1-3
Mar. 12	Purdue	L	0-1
Mar. 13	Northern Iowa	W	3-0
Mar. 13	Louisiana State	W	4-2
Mar. 13	Eastern Michigan	W	4-2
Mar. 14	Robert Morris	W	4-1
Mar. 14	Penn State	W	3-0
Mar. 14	Central Michigan	W	11-4
Mar. 15	Mississippi	W	4-2
Mar. 15	Umass	W	1-0
Mar. 17	Connecticut	W	6-4
Mar. 17	Connecticut	W	9-0
Mar. 20	North Carolina*	W	3-2
Mar. 20	North Carolina*	W	7-6
Mar. 25	Youngstown State	W	1-0
Mar. 25	Youngstown State	W	10-2
Mar. 27	vs. Wright State	W	8-3
Mar. 27	vs. Georgia State	W	8-0
Mar. 28	vs. Indiana State	W	6-1
Mar. 28	vs. Utah	W	2-1
Mar. 29	vs. Utah	L	1-4
Apr. 3	West Florida	W	2-1
Apr. 3	West Florida	W	5-3
Apr. 5	Georgia Tech*	W	3-2
Apr. 5	Georgia Tech*	W	4-1
Apr. 8	Florida	L	3-8
Apr. 8	Florida	W	5-3
Apr. 10	Florida A&M	L	1-3
Apr. 12	Auburn	W	5-1
Apr. 12	Auburn	W	8-3
Apr. 15	at Florida A&M	W	4-1
Apr. 18	at Virginia*	L	1-4
Apr. 18	at Virginia*	L	0-3
Apr. 19	at Maryland*	L	3-5
Apr. 19	at Maryland*	W	9-1

### ACC Championship

Apr. 23	Maryland	W	1-0
Apr. 24	Virginia	W	10-0
Apr. 25	Virginia	W	2-1
Apr. 25	Virginia	W	-
May 6	at USF	W	2-1
May 6	at USF	L	2-3

### NCAA Midwest Regional

May 15	at Oklahoma State	L	0-4
May 16	vs. Stanford	L	0-1

## 1999 • (40-25-1, 6-2 ACC)

ACC Champions

Date	Opponent	Result	Score
Feb. 6	at Georgia Southern	L	1-3
Feb. 6	at Georgia Southern	W	2-0
Feb. 9	at Florida A&M	L	2-3
Feb. 12	vs. Utah State	W	12-3
Feb. 12	vs. Utah	L	1-5
Feb. 13	vs. California	L	0-4
Feb. 13	vs. Nebraska	L	1-4
Feb. 14	vs. UNLV	W	10-5
Feb. 19	Mercer	W	9-0
Feb. 19	Mercer	W	10-0
Feb. 23	at Auburn	W	4-2
Feb. 23	at Auburn	T	0-0
Feb. 26	vs. Colorado State	W	3-2
Feb. 26	vs. Nebraska	L	0-1
Feb. 27	vs. DePaul	L	3-5
Feb. 27	vs. Arizona State	L	0-2
Feb. 28	vs. Colorado State	L	4-5
Mar. 1	Campbell	W	5-0
Mar. 1	Campbell	W	2-0
Mar. 4	vs. Mississippi State	L	1-2
Mar. 5	vs. Hofstra	W	6-5
Mar. 6	vs. Michigan	L	0-5
Mar. 6	vs. Florida Atlantic	L	4-8
Mar. 7	vs. Georgia	W	5-0
Mar. 7	at USF	L	1-2
Mar. 10	Miami (OH)	W	2-0
Mar. 10	Miami (OH)	W	6-2
Mar. 12	vs. Western Illinois	L	0-1
Mar. 13	vs. Toledo	W	9-1
Mar. 13	vs. Furman	W	2-0
Mar. 14	vs. Maryland	W	2-0
Mar. 14	vs. Central Michigan	L	1-5
Mar. 16	Massachusetts	L	1-2
Mar. 16	Massachusetts	W	6-0
Mar. 18	Virginia*	W	8-2
Mar. 18	Virginia*	W	2-1
Mar. 22	Minnesota	W	5-0
Mar. 22	Minnesota	W	5-2
Mar. 24	Maryland*	W	4-1
Mar. 24	Maryland*	L	3-5
Mar. 27	Michigan State	L	0-3
Mar. 27	Troy	W	6-1
Mar. 28	Michigan State	L	4-5
Mar. 28	Troy	W	7-0
Apr. 1	at Florida A&M	W	2-1
Apr. 3	at Georgia Tech*	W	7-0
Apr. 3	at Georgia Tech*	W	8-5
Apr. 4	at Georgia	L	0-5
Apr. 4	at Georgia	W	6-0
Apr. 7	at Florida	L	0-2
Apr. 7	at Florida	W	6-4
Apr. 9	at North Carolina*	L	0-6
Apr. 9	at North Carolina*	W	8-3
Apr. 10	vs. Florida Atlantic	L	0-1
Apr. 11	vs. Southern Miss	L	0-1
Apr. 14	Florida A&M	W	10-1
Apr. 14	Florida A&M	L	3-8
Apr. 17	FIU	W	6-1
Apr. 17	FIU	W	1-0
May 4	vs. UNC-Charlotte	W	10-1
May 4	vs. UNC-Charlotte	W	12-5
May 6	USF	W	2-1
May 6	USF	W	5-1

### ACC Championship

May 14	vs. North Carolina	W	2-1
May 15	vs. Virginia	W	1-0
May 16	vs. Virginia	W	3-0

## 2000 • (51-27, 6-2 ACC)

ACC Champions  
NCAA Regional

Date	Opponent	Result	Score
Feb. 6	Georgia Southern	W	8-0
Feb. 6	Georgia Southern	W	6-1
Feb. 9	at Florida A&M	W	9-0
Feb. 11	California	L	0-1
Feb. 12	Florida Atlantic	L	2-3
Feb. 12	Florida A&M	W	8-7
Feb. 13	Florida Atlantic	W	2-0
Feb. 13	California	L	0-1
Feb. 16	at Mercer	W	7-0
Feb. 16	at Mercer	W	7-4
Feb. 19	at Bethune-Cookman	W	9-0
Feb. 19	at Bethune-Cookman	W	1-0
Feb. 20	at Stetson	W	2-0
Feb. 20	at Stetson	W	8-2
Feb. 26	vs. Eastern Michigan	W	5-1
Feb. 26	at Florida Atlantic	W	2-0
Feb. 27	vs. Villanova	L	2-3
Feb. 27	vs. Villanova	W	8-0
Mar. 3	vs. Fresno State	L	0-2
Mar. 3	vs. Harvard	W	6-2
Mar. 4	vs. Texas	L	0-1
Mar. 4	vs. Mississippi State	L	0-4
Mar. 5	vs. Louisiana	L	1-9
Mar. 7	at Pacific	L	2-5
Mar. 10	vs. UCLA	L	0-3
Mar. 10	vs. Mississippi	L	2-3
Mar. 11	vs. Cal Poly	L	4-5
Mar. 11	at Fresno State	L	1-2
Mar. 12	vs. Illinois State	W	1-0
Mar. 12	vs. Texas Tech	W	3-0
Mar. 15	Princeton	W	4-3
Mar. 15	Princeton	W	2-0
Mar. 17	Troy	W	2-1
Mar. 17	Miami of Ohio	W	8-0
Mar. 17	Kansas	L	1-4
Mar. 18	Northern Iowa	W	6-2
Mar. 18	Michigan	L	1-6
Mar. 22	Ohio	W	8-1
Mar. 22	Ohio	W	6-1
Mar. 24	vs. Louisiana	L	1-2
Mar. 24	at UT-Chattanooga	W	1-0
Mar. 25	vs. Wisconsin	W	3-0
Mar. 25	vs. Louisiana	L	2-6
Mar. 26	vs. Wisconsin	W	6-5
Mar. 26	at UT-Chattanooga	W	2-1
Apr. 1	Georgia Tech*	L	1-2
Apr. 1	Georgia Tech*	L	2-8
Apr. 2	FIU	L	2-4
Apr. 2	FIU	W	8-3
Apr. 5	Florida	W	6-3
Apr. 5	Florida	L	3-5
Apr. 8	Southern Miss	L	0-9
Apr. 8	Florida A&M	W	3-0
Apr. 9	Southern Miss	L	1-4
Apr. 9	Florida A&M	W	9-1
Apr. 12	at Florida A&M	W	7-0
Apr. 15	Auburn	W	7-0
Apr. 15	Auburn	L	4-5
Apr. 16	North Carolina*	W	10-9
Apr. 16	North Carolina*	W	5-4
Apr. 21	at East Carolina	W	1-0
Apr. 21	at East Carolina	W	7-0
Apr. 22	at Campbell	W	7-1
Apr. 22	at Campbell	W	9-1

### ACC Championship

Apr. 29	Maryland	W	6-2
Apr. 30	Virginia	L	2-4
May 1	Maryland	W	3-0
May 1	Virginia	W	3-1
May 1	Virginia	W	2-0

### NCAA West Regional

May 18	vs. Long Beach State	W	2-0
May 19	vs. Iowa	W	4-1
May 20	at UCLA	L	1-6
May 20	vs. Iowa	W	4-2
May 21	at UCLA	L	1-7

## 2001 • (58-12, 7-1 ACC)

NCAA Regional

Date	Opponent	Result	Score
Feb. 3	at Georgia Southern	W	8-0
Feb. 3	at Georgia Southern	W	4-0
Feb. 9	Florida A&M	W	1-0
Feb. 10	UT-Chattanooga	W	4-1
Feb. 10	FIU	L	1-2
Feb. 11	UT-Chattanooga	W	3-2
Feb. 11	FIU	W	3-2
Feb. 16	Kent State	W	4-0
Feb. 17	College of Charleston	W	8-0
Feb. 17	Boston College	W	1-0
Feb. 18	College of Charleston	W	9-1
Feb. 18	Boston College	W	5-4
Feb. 20	Mercer	W	4-0
Feb. 20	Mercer	W	8-0
Feb. 23	vs. Illinois	L	0-1
Feb. 23	at Florida Atlantic	L	1-2
Feb. 24	vs. Florida A&M	W	11-0
Feb. 24	vs. Maryland	W	5-3
Feb. 25	vs. Illinois	W	2-0
Feb. 25	at Florida Atlantic	W	1-0
Mar. 2	Central Michigan	W	3-1
Mar. 3	Northwestern	W	2-1
Mar. 3	Ball State	W	1-0
Mar. 4	Northwestern	W	8-2
Mar. 4	Central Michigan	W	2-0
Mar. 6	at Florida A&M	L	4-5
Mar. 9	vs. UC-Riverside	W	8-0
Mar. 9	at San Diego State	W	2-1
Mar. 14	Nebraska	L	0-3
Mar. 15	Iowa State	W	4-0
Mar. 16	Iowa State	W	6-0
Mar. 16	Syracuse	W	3-2
Mar. 17	Bethune-Cookman	W	3-2
Mar. 17	Troy	W	11-0
Mar. 20	Connecticut	W	8-0
Mar. 20	Connecticut	W	3-0
Mar. 28	Florida A&M	W	7-0
Mar. 31	at Georgia Tech*	W	7-0
Mar. 31	at Georgia Tech*	L	1-2
Apr. 1	at Georgia State	W	9-1
Apr. 1	at Georgia State	W	10-0
Apr. 6	at North Carolina*	W	2-0
Apr. 7	at North Carolina*	W	5-0
Apr. 7	vs. Florida Atlantic	W	5-4
Apr. 7	vs. East Carolina	W	2-0
Apr. 8	at North Carolina	L	2-3
Apr. 11	at Florida A&M	W	6-0
Apr. 14	at Jacksonville State	W	4-1
Apr. 14	at Jacksonville State	W	12-2
Apr. 17	Florida A&M	W	12-0
Apr. 18	at Florida	W	5-3
Apr. 18	at Florida	W	3-1
Apr. 21	East Carolina	W	9-2
Apr. 21	East Carolina	W	9-0
Apr. 28	Virginia*	W	8-0
Apr. 28	Virginia*	W	10-2
Apr. 30	at Troy	W	1-0
Apr. 30	at Troy	L	1-2
May 5	Maryland*	W	5-0
May 5	Maryland*	W	10-1

### ACC Championship

May 11	vs. Maryland	W	2-1
May 12	vs. North Carolina	L	0-2
May 13	vs. Maryland	W	4-0
May 13	vs. North Carolina	L	1-4

### NCAA Tallahassee Regional

May 17	Bethune-Cookman	W	6-2
May 18	Florida	W	6-2
May 19	California	L	0-1
May 19	Florida Atlantic	W	2-0
May 20	California	W	2-1
May 20	California	L	2-3



# NINE WOMEN'S COLLEGE WORLD SERIES APPEARANCES • 15 ACC CHAMPIONSHIPS

## YEAR-BY-YEAR RESULTS

### 2002 • (55-20, 6-0 ACC)

College World Series  
NCAA Semifinalist

Date	Opponent	Result	Score
Feb. 3	Georgia Southern	W	7-0
Feb. 3	Georgia Southern	W	4-0
Feb. 5	at Mercer	W	2-0
Feb. 5	at Mercer	W	2-1
Feb. 8	Florida Atlantic	L	2-4
Feb. 8	Washington	L	4-6
Feb. 9	South Carolina	L	0-4
Feb. 9	Louisville	W	4-1
Feb. 15	Georgia	L	2-3
Feb. 15	Syracuse	W	6-3
Feb. 16	Penn St	W	4-0
Feb. 16	Maryland	W	2-1
Feb. 17	St. Johns	W	8-3
Feb. 22	vs. Texas Tech	L	1-4
Feb. 22	at New Mexico St.	W	5-0
Feb. 23	vs. Dayton	W	5-0
Feb. 23	at New Mexico St.	W	1-0
Feb. 24	vs. Dayton	W	12-0
Feb. 24	vs. Texas Tech	L	7-8
Feb. 27	at Florida A&M	W	7-3
Mar. 1	Kansas	W	5-4
Mar. 3	Texas	W	1-0
Mar. 3	Mississippi St.	L	0-2
Mar. 6	Pittsburgh	W	7-0
Mar. 8	Middle Tenn St.	W	2-1
Mar. 8	Iowa St	W	7-0
Mar. 9	Auburn	W	5-4
Mar. 9	Michigan	L	0-1
Mar. 9	Massachusetts	L	2-3
Mar. 11	Southern Illinois	W	2-1
Mar. 14	vs. Oklahoma	W	1-0
Mar. 14	vs. Rutgers	W	5-1
Mar. 15	at CS-Fullerton	L	1-8
Mar. 15	vs. Depaul	W	11-5
Mar. 16	vs. Washington	W	3-2
Mar. 17	vs. Texas	L	2-4
Mar. 20	Maine	W	6-2
Mar. 20	Maine	W	1-0
Mar. 22	vs. Campbell	W	8-0
Mar. 22	vs. UNC-Greensboro	W	3-1
Mar. 23	vs. Princeton	W	5-1
Mar. 23	vs. Ohio St.	L	1-2
Mar. 23	vs. UCF	W	10-2
Mar. 24	vs. Troy	L	2-4
Mar. 28	at Florida A&M	W	2-1
Apr. 6	Florida A&M	W	6-0
Apr. 6	Florida A&M	W	18-3
Apr. 11	UAB	W	9-0
Apr. 11	UAB	W	5-3
Apr. 13	Georgia Tech*	W	7-3
Apr. 13	Georgia Tech*	W	4-2
Apr. 17	Florida	L	1-7
Apr. 17	Florida	W	6-1
Apr. 20	North Carolina*	W	7-6
Apr. 20	North Carolina*	W	9-5
Apr. 28	Jacksonville State	W	3-0
Apr. 28	Jacksonville State	W	6-1
Apr. 30	at Virginia*	W	4-0
Apr. 30	at Virginia*	W	6-3
May 4	Troy	W	7-2
May 4	Troy	W	9-1
May 7	Florida Atlantic	W	3-2
May 7	Florida Atlantic	L	0-5

ACC Championship			
May 10	North Carolina	W	3-2
May 11	Georgia Tech	L	0-2
May 11	North Carolina	L	2-5

NCAA Tallahassee Regional			
May 16	Auburn	W	2-1
May 17	Georgia Tech	L	0-7
May 19	UT-Chattanooga	W	1-0
May 19	Georgia Tech	W	3-2
May 19	Georgia Tech	W	6-1

College World Series			
May 23	vs. UCLA	W	2-1
May 24	vs. California	L	0-1
May 25	vs. Nebraska	W	4-3
May 26	vs. Arizona	L	2-6

### 2003 • (46-11, 8-0 ACC)

ACC Champions  
NCAA Regional

Date	Opponent	Result	Score
Feb. 1	at Georgia Southern	W	7-2
Feb. 1	at Georgia Southern	L	1-2
Feb. 4	Auburn	W	8-0
Feb. 4	Auburn	W	3-2
Feb. 7	Oregon	L	1-3
Feb. 7	Florida A&M	W	13-2
Feb. 8	Georgia	L	4-5(8)
Feb. 8	SE Louisiana	W	4-1
Feb. 14	Middle Tenn. St.	W	11-0
Feb. 14	Iowa State	W	3-1
Feb. 15	Middle Tenn. St.	W	6-3
Feb. 15	Iowa State	W	6-2
Feb. 18	at Florida A&M	W	5-0
Feb. 22	vs. Pacific	W	8-1
Feb. 22	vs. Oregon State	L	0-2
Feb. 23	vs. UMass	L	1-2
Feb. 26	Mercer	W	11-0
Feb. 28	Mississippi State	L	1-3
Mar. 2	Syracuse	W	6-1
Mar. 2	Pittsburgh	W	7-1
Mar. 5	at Troy	W	8-3
Mar. 5	at Troy	W	7-1
Mar. 7	Rutgers	W	6-0
Mar. 8	Winthrop	W	1-0
Mar. 8	Penn State	L	3-4
Mar. 12	vs. Long Beach State	W	4-0
Mar. 13	vs. Arizona	L	0-2
Mar. 14	vs. Louisiana	L	0-3
Mar. 22	vs. Princeton	W	5-1
Mar. 22	vs. Boston	W	2-1
Mar. 22	vs. Middle Tenn. St.	W	5-0
Mar. 23	vs. Georgia	W	4-3 (8)
Mar. 25	Maryland*	W	6-2
Mar. 25	Maryland*	W	3-2(10)
Mar. 27	at Florida A&M	W	9-2
Apr. 4	at Elon	W	6-0
Apr. 4	at Elon	W	6-0
Apr. 5	at North Carolina*	W	1-0
Apr. 5	at North Carolina*	W	4-0
Apr. 9	UCF	W	2-1 (9)
Apr. 9	UCF	W	2-0
Apr. 12	at Furman	W	6-0
Apr. 12	at Furman	W	12-0
Apr. 15	Florida A&M	W	8-0
Apr. 19	Jacksonville	W	9-0
Apr. 19	Jacksonville	W	2-0
Apr. 23	at Florida	W	5-0
Apr. 23	at Florida	W	7-3
Apr. 26	Virginia*	W	5-0
Apr. 26	Virginia*	W	12-1
May 4	at Georgia Tech*	W	4-0
May 4	at Georgia Tech*	W	6-0

ACC Championship			
May 9	Virginia	W	10-1
May 10	Georgia Tech	W	5-3
May 11	Virginia	W	10-2

NCAA Gainesville Regional			
May 15	vs. Texas-Arlington	L	0-1
May 16	vs. Oregon State	L	1-2

### 2004 • (62-12, 9-1 ACC)

ACC Champions  
College World Series

Date	Opponent	Result	Score
Feb. 7	Illinois State	W	11-3
Feb. 7	Louisville	W	8-0
Feb. 8	Minnesota	W	3-0
Feb. 8	Florida A&M	W	9-1
Feb. 11	at Mercer	W	5-1
Feb. 11	at Mercer	W	8-2
Feb. 15	Southern Miss	W	5-1
Feb. 15	Southern Miss	W	9-1
Feb. 17	Georgia Southern	W	8-0
Feb. 17	Georgia Southern	W	4-0
Feb. 20	at Jacksonville	W	3-2
Feb. 20	at Jacksonville	L	1-2
Feb. 22	Florida A&M	W	8-0
Feb. 27	vs. Army	W	10-0
Feb. 27	vs. Texas	W	2-1
Feb. 28	vs. Washington	W	7-1
Feb. 28	vs. Oklahoma	W	3-2
Feb. 29	vs. South Carolina	W	3-1
Feb. 29	vs. LSU	L	3-4
Mar. 5	Penn State	W	8-0
Mar. 5	Rhode Island	W	11-0
Mar. 6	Louisiana	L	0-1
Mar. 6	St. John's	W	7-4
Mar. 7	Connecticut	W	8-0
Mar. 9	Connecticut	W	7-4
Mar. 11	Notre Dame	W	4-3
Mar. 12	Texas A&M	W	8-0
Mar. 12	Robert Morris	W	9-1
Mar. 13	St. Joseph's	W	7-0
Mar. 13	Central Michigan	W	9-0
Mar. 13	St. Joseph's	W	14-0
Mar. 14	Michigan	W	1-0
Mar. 16	Troy	W	11-2
Mar. 16	Troy	W	6-2
Mar. 18	vs. Arizona State	W	1-0
Mar. 18	vs. Nebraska	L	0-1
Mar. 19	vs. UNLV	W	2-1
Mar. 20	vs. Fresno State	W	3-0
Mar. 20	at CS-Fullerton	W	3-0
Mar. 25	FIU	W	5-1
Mar. 25	FIU	W	11-0
Mar. 30	at Florida A&M	W	12-0
Apr. 3	Georgia Tech*	W	4-0
Apr. 3	Georgia Tech*	W	2-1
Apr. 5	at Florida A&M	W	12-0
Apr. 7	Florida	W	2-0
Apr. 10	at UCF	W	2-1
Apr. 10	at UCF	W	3-2
Apr. 14	Florida A&M	W	12-0
Apr. 17	at Virginia*	W	1-0
Apr. 17	at Virginia*	L	4-5
Apr. 18	Maryland*	W	7-0
Apr. 18	Maryland*	W	2-1
Apr. 24	North Carolina*	W	1-0
Apr. 24	North Carolina*	W	5-0
May 1	NC State*	W	8-0
May 1	NC State*	W	4-0
May 3	at Auburn	L	0-1
May 3	at Auburn	W	4-0
May 8	at Michigan	L	1-2
May 8	at Michigan	L	0-1
May 10	at Eastern Michigan	W	2-0
May 10	at Eastern Michigan	L	5-6

ACC Championship			
May 14	at Georgia Tech	W	3-2
May 15	at North Carolina	W	8-0
May 16	at Georgia Tech	W	3-1

NCAA Tallahassee Regional			
May 20	vs. Long Island	W	4-0
May 21	vs. CS-Northridge	W	1-0
May 22	vs. Oregon	W	5-4
May 23	vs. Oregon	L	0-1
May 23	vs. Oregon	W	2-0

College World Series			
May 27	vs. California	L	2-4
May 29	vs. Washington	W	2-0
May 30	vs. LSU	L	1-2

### 2005 • (35-28, 11-6 ACC)

NCAA Regional

Date	Opponent	Result	Score
Feb. 9	at Florida A&M	W	5-2
Feb. 9	at Florida A&M	L	7-10
Feb. 11	Missouri	L	2-3 (9)
Feb. 11	Nicholls State	W	2-0
Feb. 12	Nicholls State	W	7-3
Feb. 12	Missouri	L	3-6
Feb. 15	at Georgia Southern	L	0-1
Feb. 15	at Georgia Southern	W	3-0
Feb. 18	South Carolina	W	4-2
Feb. 18	Syracuse	W	5-4 (8)
Feb. 19	SE Louisiana	W	6-0
Feb. 19	Syracuse	L	1-2
Feb. 25	vs. Lehigh	W	5-1
Feb. 25	vs. Michigan State	W	4-1
Feb. 26	vs. Oklahoma	L	0-3
Feb. 26	vs. Fresno State	W	2-0
Mar. 2	Maine	W	1-0
Mar. 2	Maine	W	5-2
Mar. 4	at North Carolina*	W	2-0
Mar. 4	at North Carolina*	W	6-3
Mar. 5	at North Carolina*	L	2-3
Mar. 7	at NC State*	W	5-2
Mar. 7	at NC State*	L	1-2
Mar. 11	Iowa State	W	1-0
Mar. 11	Saint Joseph's	W	4-0
Mar. 12	Radford	W	4-0
Mar. 12	Eastern Kentucky	W	13-5
Mar. 13	Southern Illinois	L	0-4
Mar. 17	vs. Texas	L	2-7
Mar. 17	vs. Long Beach State	W	5-1
Mar. 18	vs. Arizona	L	0-6
Mar. 19	vs. Syracuse	L	3-4
Mar. 26	at Georgia Tech*	L	0-2
Mar. 26	at Georgia Tech*	L	1-3
Mar. 27	at Georgia Tech*	L	0-5
Mar. 30	Jacksonville	L	2-5
Mar. 30	Jacksonville	W	11-0
Apr. 2	Virginia Tech*	W	4-2
Apr. 2	Virginia Tech*	W	3-2
Apr. 3	Virginia Tech*	W	5-2
Apr. 13	UCF	L	1-2
Apr. 13	UCF	W	1-0
Apr. 16	Maryland*	W	1-0
Apr. 16	Maryland*	L	2-7
Apr. 17	Maryland*	W	2-0
Apr. 18	Florida A&M	W	4-1
Apr. 20	Florida A&M	W	5-1
Apr. 23	Virginia*	W	5-3
Apr. 23	Virginia*	W	4-0
Apr. 24	Virginia*	W	3-2
May 1	at Troy	L	3-5
May 1	at Troy	L	1-3
May 3	at Florida	L	4-7
May 3	at Florida	L	0-2
May 6	at BYU	W	12-3
May 6	at BYU	L	2-5
May 7	at Utah	L	5-8

ACC Championship			
May 12	vs. Virginia Tech	L	2-3
May 13	at Maryland	L	0-2

NCAA Auburn Regional			
May 20	at Auburn	W	5-0
May 21	vs. Baylor	L	5-9
May 22	at Auburn	W	2-0
May 27	vs. Baylor	L	3-5



# 1981 & 1982 AIAW NATIONAL CHAMPIONS • 30 NCAA APPEARANCES • 46 ALL-AMERICANS

## YEAR-BY-YEAR RESULTS

### 2006 • (44-30, 10-10 ACC)

#### NCAA Super Regional

Date	Opponent	Result	Score
Feb. 10	Louisville	L	3-12
Feb. 10	Samford	W	7-2
Feb. 11	Nicholls State	W	11-3
Feb. 14	Georgia Southern	W	3-2
Feb. 14	Georgia Southern	W	10-2
Feb. 17	South Carolina	W	4-3
Feb. 17	Iowa State	W	5-0
Feb. 18	South Carolina	L	2-4
Feb. 18	Iowa State	W	9-1
Feb. 22	at Jacksonville	W	8-1
Feb. 22	at Jacksonville	L	1-2
Feb. 24	vs. Louisiana	L	0-14
Feb. 24	vs. Tennessee	L	0-1
Feb. 28	at Florida A&M	W	5-2
Mar. 2	Michigan	L	0-9
Mar. 3	Michigan	L	3-6
Mar. 3	Western Michigan	W	2-1
Mar. 4	Maryland	W	6-5
Mar. 4	Michigan	L	0-5
Mar. 7	Connecticut	W	8-2
Mar. 7	Connecticut	W	1-0
Mar. 10	Connecticut	W	5-2(9)
Mar. 10	Kent State	L	2-4
Mar. 11	Western Illinois	W	11-6
Mar. 11	Georgia State	W	5-2
Mar. 12	Florida A&M	W	5-3
Mar. 12	St. John's	W	7-2
Mar. 13	North Carolina*	W	2-1
Mar. 14	North Carolina*	L	3-5
Mar. 14	North Carolina*	L	1-3
Mar. 16	at CS-Fullerton	L	1-6
Mar. 16	vs. Arizona State	W	1-0 (10)
Mar. 17	vs. Notre Dame	L	0-1
Mar. 18	vs. Michigan	L	3-11
Mar. 23	FIU	W	3-1
Mar. 23	FIU	W	8-0
Mar. 25	Boston College*	L	5-7
Mar. 25	Boston College*	W	8-0
Mar. 26	Boston College*	W	7-5
Mar. 29	Florida A&M	W	9-3
Mar. 30	Auburn	L	2-7
Apr. 1	Georgia Tech*	W	9-1
Apr. 1	Georgia Tech*	L	3-8
Apr. 2	Georgia Tech*	W	7-4
Apr. 3	at Florida A&M	L	0-4
Apr. 5	Florida	W	4-0
Apr. 5	Florida	W	6-5 (8)
Apr. 9	at Virginia*	L	0-1
Apr. 9	at Virginia*	W	8-5
Apr. 12	Florida A&M	W	9-3
Apr. 15	NC State*	L	0-2
Apr. 15	NC State*	L	5-6
Apr. 16	NC State*	W	2-0
Apr. 18	Troy	W	4-3
Apr. 18	Troy	L	2-4
Apr. 21	at Virginia Tech*	L	0-2
Apr. 22	at Virginia Tech*	L	2-10
Apr. 22	at Virginia Tech*	W	9-6
May 2	at UCF	W	2-0
May 2	at UCF	W	8-2
May 6	at Maryland*	L	4-6
May 6	at Maryland*	W	4-1
May 7	at Maryland*	W	8-4

#### ACC Championship

May 11	Georgia Tech	W	10-1
May 12	NC State	W	6-0
May 13	Georgia Tech	L	3-4
May 13	Georgia Tech	W	7-4
May 14	NC State	L	1-4

#### NCAA Athens Regional

May 19	vs. Coastal Carolina	W	7-1
May 20	at Georgia	W	3-2
May 21	at Georgia	L	1-3
May 21	at Georgia	W	2-0

#### NCAA Tempe Super Regional

May 26	at Arizona State	L	1-6
May 27	at Arizona State	L	5-1

### 2007 • (44-25, 13-7 ACC)

#### NCAA Regional

Date	Opponent	Result	Score
Feb. 9	Samford	W	13-5
Feb. 9	Florida A&M	W	5-0
Feb. 10	Radford	W	2-1
Feb. 10	Samford	W	8-0
Feb. 13	at Georgia Southern	W	11-2
Feb. 16	Jacksonville	W	10-2
Feb. 16	Kansas	L	0-1
Feb. 17	South Carolina	W	8-3
Feb. 17	Memphis	W	8-0
Feb. 23	vs. Nebraska	W	2-1(9)
Feb. 23	vs. Mississippi State	W	4-2
Feb. 24	vs. Tennessee Tech	W	9-8(8)
Feb. 24	vs. Seton Hall	W	4-2
Feb. 25	Southern Illinois	L	1-4
Feb. 28	Michigan	L	3-4
Feb. 28	Michigan	L	2-3
Mar. 3	at NC State*	L	3-6
Mar. 3	at NC State*	W	4-0
Mar. 4	at NC State*	L	2-4
Mar. 9	Syracuse	W	8-0
Mar. 9	Georgia State	W	6-2
Mar. 10	Appalachian State	W	4-2
Mar. 10	Maine	W	9-1
Mar. 10	Florida A&M	W	9-4
Mar. 11	Southern Illinois	W	6-0
Mar. 11	Georgia	L	1-2
Mar. 13	Southern Miss	W	2-0
Mar. 13	Southern Miss	W	6-1
Mar. 15	vs. Washington	W	3-1
Mar. 15	vs. CS-Northridge	L	3-4
Mar. 16	vs. Michigan	L	2-4
Mar. 17	vs. NC State*	L	2-3
Mar. 17	at CS-Fullerton	L	3-4
Mar. 21	at Florida A&M	W	8-0
Mar. 24	Virginia Tech*	L	0-1
Mar. 24	Virginia Tech*	W	10-2
Mar. 25	Virginia Tech*	L	0-1
Mar. 28	UCF	L	0-1(12)
Mar. 28	UCF	W	8-3
Mar. 31	Maryland*	W	4-2(14)
Mar. 31	Maryland*	W	6-0
Apr. 1	Maryland*	W	8-0
Apr. 4	at Florida	L	1-5
Apr. 4	at Florida	L	3-4
Apr. 7	at Georgia Tech*	W	8-0
Apr. 7	at Georgia Tech*	L	1-9(8)
Apr. 8	at Georgia Tech*	L	6-7
Apr. 11	Florida A&M	W	9-1
Apr. 14	at Boston College*	W	9-0
Apr. 14	at Boston College*	W	6-3
Apr. 17	Jacksonville	W	8-0
Apr. 17	Jacksonville	W	3-0
Apr. 21	Virginia*	W	8-2
Apr. 21	Virginia*	W	4-2
Apr. 22	Virginia*	W	8-0
Apr. 28	at North Carolina*	L	3-4
Apr. 28	at North Carolina*	W	3-2
Apr. 29	at North Carolina*	W	6-3
May 2	at Troy	W	5-3
May 2	at Troy	W	4-2
May 3	North Florida	W	5-0
May 3	North Florida	W	2-1
May 6	at Auburn	L	2-7

#### ACC Championship

May 10	vs. North Carolina	W	8-0
May 11	vs. Virginia Tech	L	0-4
May 11	vs. Maryland	W	7-4
May 12	vs. Georgia Tech	L	3-6

#### NCAA Tuscaloosa Regional

May 18	vs. California	L	6-13
May 19	at Alabama	L	3-6

### 2008 • (38-28, 12-9 ACC)

#### NCAA Regional

Date	Opponent	Result	Score
Feb. 8	Southern Miss	W	11-3
Feb. 8	Louisville	L	3-4
Feb. 9	Troy	L	1-3
Feb. 9	Louisville	W	6-4
Feb. 13	at Florida A&M	W	9-1
Feb. 15	Jacksonville	L	2-5
Feb. 16	Bethune-Cookman	W	14-3
Feb. 17	Michigan State	L	2-3
Feb. 17	UAB	W	4-1
Feb. 19	at Jacksonville	W	10-0
Feb. 19	at Jacksonville	W	3-1
Feb. 23	North Carolina*	W	2-0
Feb. 23	North Carolina*	L	1-5
Feb. 24	North Carolina*	L	4-7
Feb. 27	Troy	L	0-3
Feb. 27	Troy	W	3-2
Feb. 29	vs. Massachusetts	W	6-0
Feb. 29	vs. Hofstra	W	1-0
Mar. 1	vs. Tennessee	L	5-8
Mar. 1	vs. Texas A&M	L	0-7
Mar. 2	vs. Iowa	W	2-0
Mar. 8	Appalachian State	W	2-0
Mar. 8	Connecticut	W	7-0
Mar. 9	Georgia State	W	1-0
Mar. 9	Georgia State	W	3-0
Mar. 11	Connecticut	W	2-1
Mar. 11	Connecticut	W	2-1
Mar. 14	at Virginia*	W	9-1
Mar. 14	at Virginia*	W	8-3
Mar. 15	at Virginia*	W	5-1
Mar. 18	Lipscomb	W	5-1
Mar. 18	Lipscomb	W	11-3
Mar. 20	vs. Arizona State	W	3-2
Mar. 20	vs. Long Beach State	L	2-6
Mar. 21	vs. Arizona	L	2-13
Mar. 21	vs. Washington	L	3-4
Mar. 22	at CS-Fullerton	W	4-1
Mar. 26	Georgia Southern	W	8-0
Mar. 26	Georgia Southern	W	4-3
Mar. 29	Boston College*	W	1-0
Mar. 29	Boston College*	L	1-6
Mar. 30	Boston College*	W	6-0
Apr. 2	Florida A&M	W	18-0
Apr. 5	at Maryland*	L	1-3
Apr. 5	at Maryland*	W	3-0
Apr. 6	at Maryland*	L	3-4
Apr. 9	at UCF	L	0-2
Apr. 9	at UCF	L	1-4
Apr. 12	Georgia Tech*	L	2-5
Apr. 12	Georgia Tech*	W	10-2
Apr. 13	Georgia Tech*	L	2-6
Apr. 16	Florida	L	1-6
Apr. 16	Florida	L	4-14
Apr. 18	Virginia Tech*	L	0-3
Apr. 19	Virginia Tech*	L	1-3
Apr. 19	Virginia Tech*	W	2-0
Apr. 26	NC State*	W	1-0
Apr. 26	NC State*	W	4-3
Apr. 27	NC State*	W	10-1
Apr. 30	at Michigan	L	2-6
Apr. 30	at Michigan	L	4-8

#### ACC Championship

May 8	vs. Boston College	W	5-1
May 10	vs. Virginia Tech	L	0-2

#### NCAA Tuscaloosa Regional

May 15	vs. Jacksonville State	L	3-4
May 16	vs. UT-Chattanooga	W	5-3
May 16	vs. Jacksonville State	L	1-10

### 2009 • (44-16, 17-4 ACC)

#### NCAA Regional

Date	Opponent	Result	Score
Feb. 6	vs. Iowa	W	6-0
Feb. 6	at Texas	L	2-3
Feb. 7	vs. Stephen F. Austin	W	4-3
Feb. 7	vs. Stephen F. Austin	W	10-5
Feb. 8	at Texas	W	6-4
Feb. 11	Florida A&M	W	5-0
Feb. 13	Appalachian State	W	6-0
Feb. 14	Miami (OH)	W	10-2
Feb. 15	Purdue	W	8-0
Feb. 15	Mississippi State	L	5-4
Feb. 18	South Alabama	W	6-1
Feb. 21	East Carolina	L	2-1
Feb. 21	Indiana	W	7-0
Feb. 22	UC-Riverside	W	13-2
Feb. 22	Michigan	W	6-5
Feb. 24	Michigan	L	0-1
Mar. 5	Bethune-Cookman	W	3-2
Mar. 6	Troy	W	2-0
Mar. 6	Liberty	W	11-3
Mar. 7	Middle Tenn. St.	W	6-1
Mar. 9	at North Carolina*	L	0-1
Mar. 10	at North Carolina*	W	6-2
Mar. 10	at North Carolina*	W	4-1
Mar. 12	vs. Washington	L	1-4
Mar. 12	vs. Oklahoma	L	1-3
Mar. 13	vs. Fresno State	L	0-1
Mar. 14	vs. Bowling Green	W	3-0
Mar. 15	vs. Texas	W	2-0
Mar. 18	Jacksonville	W	4-0
Mar. 18	Jacksonville	W	10-0
Mar. 23	at North Florida	W	7-0
Mar. 23	at North Florida	L	3-5
Mar. 24	at Florida A&M	W	5-1
Mar. 28	at Georgia Tech*	L	3-8
Mar. 28	at Georgia Tech*	L	0-3
Mar. 29	at Georgia Tech*	W	5-4
Apr. 4	Virginia Tech*	W	6-0
Apr. 4	Virginia Tech*	W	3-2
Apr. 5	Virginia Tech*	L	0-2
Apr. 7	Troy	W	8-0
Apr. 7	Troy	W	1-0
Apr. 8	at Florida	L	3-4
Apr. 11	Maryland*	W	1-0
Apr. 11	Maryland*	W	8-0
Apr. 12	Maryland*	W	1-0
Apr. 18	at NC State*	W	10-1
Apr. 18	at NC State*	W	1-0
Apr. 19	at NC State*	W	1-0
Apr. 25	Virginia*	W	3-1
Apr. 25	Virginia*	W	12-4
Apr. 26	Virginia*	W	5-1
May 2	at Boston College*	W	2-0
May 2	at Boston College*	W	1-0
May 3	at Boston College*	W	4-0

#### ACC Championship

May 8	vs. Boston College	W	2-0
May 9	vs. North Carolina	W	4-1
May 10	vs. Georgia Tech	L	1-3

#### NCAA Tallahassee Regional

May 15	vs. Oklahoma State	L	0-1
May 16	vs. Mississippi State	W	5-0
May 16	vs. Oklahoma State	L	0-1



# NINE WOMEN'S COLLEGE WORLD SERIES APPEARANCES • 15 ACC CHAMPIONSHIPS

## YEAR-BY-YEAR RESULTS

### 2010 • (44-18, 12-9 ACC)

#### NCAA Regional

Date	Opponent	Result	Score
Feb. 11	Southern Miss	L	1-2
Feb. 13	Bowling Green	W	9-0
Feb. 13	Iona	W	9-1
Feb. 14	Mercer	W	2-1
Feb. 14	Bowling Green	W	8-1
Feb. 17	at Florida A&M	W	9-2
Feb. 19	Coastal Carolina	W	4-0
Feb. 20	South Dakota State	W	12-0
Feb. 20	Gardner-Webb	W	7-0
Feb. 20	Gardner-Webb	W	5-0
Feb. 21	South Dakota State	W	6-0
Feb. 24	at Jacksonville	W	8-0
Feb. 26	vs. Illinois	L	3-4
Feb. 26	vs. Southern Illinois	W	9-1
Feb. 27	vs. Miss. Valley State	W	8-3
Feb. 27	vs. Hofstra	W	8-0
Feb. 28	vs. Kent State	W	6-0
Mar. 5	vs. Eastern Michigan	W	8-0
Mar. 5	at Florida Atlantic	W	6-3
Mar. 6	vs. Connecticut	W	5-4
Mar. 6	vs. Michigan State	W	3-1
Mar. 7	vs. Miami (OH)	W	4-0
Mar. 9	vs. Michigan State	W	7-0
Mar. 13	North Carolina*	L	0-5
Mar. 13	North Carolina*	W	2-1
Mar. 14	North Carolina*	L	4-5
Mar. 16	FIU	W	8-3
Mar. 16	FIU	W	7-2
Mar. 18	Auburn	L	0-1
Mar. 19	vs. Texas Tech	L	1-2
Mar. 20	vs. Long Island	W	6-0
Mar. 20	vs. Northern Illinois	W	7-1
Mar. 21	vs. Syracuse	W	3-0
Mar. 24	at Georgia	W	4-3
Mar. 27	Boston College*	W	4-0
Mar. 27	Boston College*	W	6-0
Mar. 28	Boston College*	W	11-3
Apr. 3	at Maryland*	W	2-0
Apr. 3	at Maryland*	W	3-2
Apr. 4	at Maryland*	L	2-6
Apr. 7	at UCF	W	6-1
Apr. 10	NC State*	W	4-2
Apr. 10	NC State*	W	5-0
Apr. 11	NC State*	L	1-3
Apr. 14	Florida	L	4-8
Apr. 14	Florida	L	2-9
Apr. 17	at Virginia Tech*	L	7-8
Apr. 17	at Virginia Tech*	L	4-5
Apr. 18	at Virginia Tech*	W	3-1
Apr. 21	at South Alabama	W	2-0
Apr. 24	Georgia Tech*	L	1-14
Apr. 24	Georgia Tech*	W	6-2
Apr. 25	Georgia Tech*	L	2-5
May 1	at Virginia*	L	1-2
May 1	at Virginia*	W	9-6
May 2	at Virginia*	W	2-1

#### ACC Championship

May 14	vs. Maryland	W	3-0
May 15	at Virginia Tech	W	5-3
May 16	vs. Georgia Tech	L	4-8

#### NCAA Athens Regional

May 21	vs. Radford	W	10-1
May 22	at Georgia	L	2-5
May 22	vs. Radford	L	2-3

### 2011 • (32-28, 9-11 ACC)

#### ACC Champions NCAA Regional

Date	Opponent	Result	Score
Feb. 11	UNC-Greensboro	L	0-1
Feb. 11	St. John's	L	5-11
Feb. 12	Hofstra	W	5-1
Feb. 12	UNC-Greensboro	W	13-3
Feb. 13	Hofstra	L	0-2
Feb. 15	Florida A&M	W	8-5
Feb. 18	Georgia Southern	W	6-4
Feb. 18	Middle Tennessee	W	10-3
Feb. 19	Kentucky	W	2-0
Feb. 19	Middle Tennessee	W	11-1
Feb. 20	Kentucky	L	2-7
Feb. 24	vs. BYU	W	6-4
Feb. 24	vs. Oregon State	L	5-6
Feb. 25	vs. Northwestern	L	0-3
Feb. 26	vs. Long Beach State	W	4-1
Feb. 26	vs. San Diego State	L	2-10
Mar. 5	Wisconsin	W	7-1
Mar. 5	Utah	L	4-5
Mar. 6	Utah	W	7-3
Mar. 6	Wisconsin	W	9-0
Mar. 8	at Auburn	L	3-5
Mar. 11	vs. Mississippi State	L	8-9
Mar. 12	at Alabama	L	0-8
Mar. 12	vs. Mississippi State	L	7-8
Mar. 13	at Alabama	L	2-9
Mar. 16	South Alabama	W	6-0
Mar. 19	at NC State*	W	3-2
Mar. 19	at NC State*	L	2-4
Mar. 20	at NC State*	W	7-2
Mar. 23	at Florida A&M	W	9-2
Mar. 26	at North Carolina*	L	0-1
Mar. 26	at North Carolina*	L	2-3
Mar. 27	at North Carolina*	L	0-4
Apr. 2	Virginia Tech*	W	1-0
Apr. 2	Virginia Tech*	L	1-2
Apr. 6	at UCF	L	1-2
Apr. 9	Virginia*	W	8-0
Apr. 9	Virginia*	L	1-2
Apr. 10	Virginia*	W	6-1
Apr. 12	Mercer	W	5-4
Apr. 12	Mercer	W	3-0
Apr. 13	North Florida	W	9-7
Apr. 13	North Florida	W	6-1
Apr. 16	at Boston College*	W	7-1
Apr. 16	at Boston College*	W	11-4
Apr. 23	Maryland*	L	0-1
Apr. 23	Maryland*	L	4-7
Apr. 24	Maryland*	W	5-0
May 4	at Florida	L	0-1
May 7	at Georgia Tech*	L	3-11
May 7	at Georgia Tech*	L	2-7
May 8	at Georgia Tech*	W	9-4

#### ACC Championship

May 13	vs. Virginia Tech	W	9-2
May 14	vs. Virginia	W	12-5
May 15	vs. North Carolina	W	4-1

#### NCAA Athens Regional

May 20	vs. UAB	L	0-2
May 21	vs. Georgia State	W	6-1
May 21	vs. UAB	W	13-1
May 22	at Georgia	L	2-10

### 2012 • (47-16, 16-5 ACC)

#### NCAA Regional

Date	Opponent	Result	Score
Feb. 10	Stephen F. Austin	W	4-3 (8)
Feb. 10	Mississippi	W	10-6
Feb. 11	Tennessee Tech	W	5-2
Feb. 11	Tennessee Tech	W	8-0
Feb. 12	Mississippi	W	8-0
Feb. 17	Western Carolina	W	9-1
Feb. 18	Coastal Carolina	W	6-1
Feb. 18	North Dakota State	W	2-1
Feb. 19	Mercer	W	3-0
Feb. 22	UCF	W	6-2(9)
Feb. 24	vs. St. John's	W	5-1
Feb. 24	vs. Wisconsin	W	6-2
Feb. 25	vs. Southern Illinois	W	2-0
Feb. 25	vs. Marshall	W	4-1
Feb. 26	vs. Wisconsin	W	2-1
Mar. 2	vs. UC Santa Barbara	W	5-1
Mar. 3	vs. Radford	L	2-3
Mar. 3	at Hawaii	L	1-2
Mar. 4	vs. UC Santa Barbara	W	13-4
Mar. 4	at Hawaii	L	0-1
Mar. 10	NC State*	W	7-1
Mar. 10	NC State*	W	8-0
Mar. 11	NC State*	W	6-0
Mar. 13	UT-Chattanooga	W	1-0
Mar. 17	vs. Northwestern	W	1-0
Mar. 17	vs. Fairfield	W	2-0
Mar. 18	vs. Rutgers	L	0-1
Mar. 18	at USF	L	1-2
Mar. 20	Jacksonville	W	6-0
Mar. 20	Jacksonville	W	7-1
Mar. 21	at Florida A&M	W	10-1
Mar. 24	at Virginia*	W	5-0
Mar. 24	at Virginia*	W	2-0
Mar. 25	at Virginia*	W	3-1
Mar. 29	Florida Gulf Coast	W	5-0
Mar. 29	Florida Gulf Coast	W	7-1
Apr. 1	North Carolina*	W	8-3
Apr. 1	North Carolina*	L	2-4
Apr. 2	North Carolina*	W	3-1
Apr. 4	Florida	L	1-9
Apr. 6	at Virginia Tech*	L	5-11
Apr. 7	at Virginia Tech*	W	7-3
Apr. 7	at Virginia Tech*	W	3-1
Apr. 10	Florida A&M	W	5-3
Apr. 12	South Alabama	L	1-3
Apr. 15	Georgia Tech*	L	4-5
Apr. 15	Georgia Tech*	W	7-6
Apr. 16	Georgia Tech*	W	4-3
Apr. 18	at LSU	W	8-1
Apr. 19	at Troy	L	3-4
Apr. 21	Boston College*	W	12-4
Apr. 22	Boston College*	W	2-0
Apr. 22	Boston College*	W	5-0
May 1	at North Florida	W	8-1
May 1	at North Florida	W	5-0
May 5	at Maryland*	W	4-3
May 5	at Maryland*	L	1-4
May 6	at Maryland*	W	L3-4 (10)

#### ACC Championship

May 10	vs. NC State	W	6-2
May 11	vs. Georgia Tech	L	1-9

#### NCAA Los Angeles Regional

May 18	vs. San Diego State	L	0-1
May 19	vs. UCLA	W	2-1
May 19	vs. San Diego State	L	0-1

### 2013 • (44-19, 18-2 ACC)

#### NCAA Super Regional

Date	Opponent	Result	Score
Feb. 8	Florida A&M	W	4-0
Feb. 9	North Florida	W	3-1
Feb. 10	Bethune-Cookman	W	20-0
Feb. 10	Jacksonville	W	8-0
Feb. 15	Tulsa	L	2-3(8)
Feb. 15	Arkansas	W	9-1
Feb. 16	Hofstra	W	9-1
Feb. 16	Hofstra	W	4-0
Feb. 17	Tulsa	L	1-4
Feb. 20	at UCF	W	10-3
Feb. 22	vs. LIU Brooklyn	W	15-1
Feb. 22	vs. Washington	L	0-2
Feb. 23	vs. Oklahoma	L	0-6
Feb. 24	vs. Nebraska	L	0-2
Feb. 24	vs. Stanford	L	1-3
Feb. 28	Troy	W	12-6
Mar. 1	Southern Miss	L	1-2
Mar. 1	Troy	L	3-6
Mar. 2	Appalachian State	W	8-7
Mar. 2	Appalachian State	W	3-0
Mar. 3	Troy	W	8-0
Mar. 9	at NC State*	W	4-0
Mar. 9	at NC State*	W	11-2
Mar. 10	at NC State	W	2-0
Mar. 12	FIU	W	11-2
Mar. 12	FIU	W	7-4
Mar. 13	Tennessee State	W	8-0
Mar. 15	Minnesota	L	2-3
Mar. 16	Georgia Southern	W	4-0
Mar. 17	Minnesota	W	4-3
Mar. 17	Georgia Southern	W	12-3
Mar. 19	at Auburn	W	6-3
Mar. 22	North Carolina*	L	4-5
Mar. 24	North Carolina*	W	9-1
Mar. 24	North Carolina*	W	3-1
Mar. 27	at Florida	L	3-7(8)
Mar. 30	at Maryland*	L	4-5
Mar. 30	at Maryland*	W	13-1
Mar. 31	at Maryland*	W	14-9
Apr. 3	LSU	L	4-5
Apr. 6	Boston College*	W	10-0
Apr. 6	Boston College*	W	4-0
Apr. 7	Boston College*	W	7-3
Apr. 10	at South Alabama	L	0-4
Apr. 14	Virginia*	W	3-2(8)
Apr. 14	Virginia*	W	10-2
Apr. 15	Virginia*	W	2-0
Apr. 17	Florida	L	0-8
Apr. 20	at Virginia Tech*	W	4-2
Apr. 20	at Virginia Tech*	W	11-0
Apr. 21	at Virginia Tech*	W	4-3
Apr. 27	at Georgia Tech*	W	4-1(8)
Apr. 27	at Georgia Tech*	W	8-0

#### ACC Championship

May 9	vs. Boston College	W	6-0
May 10	vs. North Carolina	W	3-0
May 11	vs. NC State	L	0-1

#### NCAA Mobile Regional

May 17	vs. Mississippi State	W	5-2
May 18	vs. South Alabama	W	2-1
May 19	vs. South Alabama	L	0-3
May 19	vs. South Alabama	W	7-6(8)

#### NCAA Austin Super Regional

May 25	vs. Texas	L	2-3
May 26	vs. Texas	L	0-4





1981 & 1982 AIAW NATIONAL CHAMPIONS • 30 NCAA APPEARANCES • 46 ALL-AMERICANS

# YEAR-BY-YEAR RESULTS

## 2014 • (55-9, 24-3 ACC)

ACC Champions  
College World Series

Date	Opponent	Result	Score
Feb. 7	vs. Nebraska	L	3-4
Feb. 7	at New Mexico State	W	11-0
Feb. 8	vs. UTEP	W	8-0
Feb. 8	vs. St. Mary's	W	12-3
Feb. 9	vs. Nebraska	W	5-1
Feb. 14	Southern Miss	W	5-1
Feb. 14	North Dakota State	W	4-1
Feb. 15	North Dakota State	W	9-0
Feb. 15	Southern Miss	W	11-0
Feb. 16	Southern Miss	W	12-0
Feb. 16	North Dakota State	W	5-0
Feb. 19	UCF	W	6-1
Feb. 21	Charleston Southern	W	8-2
Feb. 22	UC Santa Barbara	W	5-2
Feb. 26	at Auburn	W	5-4
Feb. 28	vs. Houston	W	7-1
Feb. 28	vs. Purdue	W	2-1
Mar. 1	vs. Purdue	W	4-1
Mar. 1	at Alabama	L	0-1
Mar. 2	at Alabama	W	5-1
Mar. 8	at Virginia*	L	9-11
Mar. 8	at Virginia*	W	8-0
Mar. 9	at Virginia*	W	15-0
Mar. 11	vs. Virginia Tech*	W	12-0
Mar. 11	vs. Virginia Tech*	L	4-5
Mar. 12	at Florida Gulf Coast	W	5-0
Mar. 15	NC State*	W	4-1
Mar. 15	NC State*	W	4-2
Mar. 16	NC State*	W	5-1
Mar. 19	at UNF	W	11-1
Mar. 19	at UNF	W	8-0
Mar. 22	at Boston College*	W	5-1
Mar. 22	at Boston College*	W	5-1
Mar. 23	at Boston College*	W	8-0
Mar. 26	Florida A&M	W	8-0
Mar. 30	at North Carolina*	W	6-0
Mar. 30	at North Carolina*	W	5-3
Mar. 31	at North Carolina*	W	5-1
Apr. 2	at Florida	W	3-2 (8)
Apr. 5	Maryland*	W	10-2
Apr. 5	Maryland*	W	14-6
Apr. 6	Maryland*	W	7-5
Apr. 9	Florida	L	2-4
Apr. 13	at Notre Dame*	L	5-8
Apr. 13	at Notre Dame*	W	9-7 (9)
Apr. 16	at Pitt*	W	5-2
Apr. 16	at Pitt*	W	10-3
Apr. 19	Syracuse*	W	7-1
Apr. 19	Syracuse*	W	5-0
Apr. 20	Syracuse*	W	9-1
Apr. 26	Georgia Tech*	W	5-1
Apr. 26	Georgia Tech*	W	4-0
Apr. 27	Georgia Tech*	W	3-0

### ACC Championship

May 8	vs. Georgia Tech	W	11-5
May 9	vs. North Carolina	W	9-1
May 10	vs. Notre Dame	W	3-1

### NCAA Tallahassee Regional

May 16	vs. Fordham	W	6-1
May 17	vs. USF	W	2-0 (11)
May 18	vs. USF	W	2-1

### NCAA Tallahassee Super Regional

May 22	vs. Michigan	L	3-17
May 23	vs. Michigan	W	6-0
May 23	vs. Michigan	W	4-2

### Women's College World Series

May 29	vs. Oregon	L	0-3
May 31	vs. Baylor	L	2-7

## 2015 • (49-14, 20-3 ACC)

ACC Champions  
NCAA Super Regional

Date	Opponent	Result	Score
Feb. 7	Georgia Southern	W	8-0
Feb. 7	Kentucky	W	3-2
Feb. 8	Kentucky	L	1-3
Feb. 8	Georgia Southern	W	4-0
Feb. 10	at Florida A&M	W	12-5
Feb. 13	Nebraska	W	4-1
Feb. 13	Western Kentucky	W	2-1
Feb. 14	Michigan	L	5-6
Feb. 14	Michigan	L	1-2
Feb. 15	Nebraska	W	3-2
Feb. 19	vs. Tennessee	L	1-4
Feb. 19	vs. South Carolina	W	4-3
Feb. 20	vs. Oklahoma State	W	4-1
Feb. 21	vs. California	L	6-7
Feb. 21	vs. UCLA	W	5-1
Feb. 28	Boston College	W	5-0
Feb. 28	Boston College	W	2-1
Mar. 1	Boston College	W	5-1
Mar. 6	vs. Coastal Carolina	W	9-0
Mar. 6	vs. Bethune-Cookman	W	12-0
Mar. 7	vs. Hofstra	W	2-1
Mar. 7	at Florida Atlantic	W	1-0
Mar. 8	vs. Coastal Carolina	W	8-0
Mar. 10	at Florida Atlantic	W	12-0
Mar. 12	USC Upstate	W	2-0
Mar. 14	Notre Dame	W	4-1
Mar. 14	Notre Dame	W	7-3
Mar. 15	Notre Dame	L	0-12
Mar. 17	Colgate	W	8-0
Mar. 18	Troy	L	4-6
Mar. 21	at Virginia Tech	W	7-6
Mar. 21	at Virginia Tech	W	7-5
Mar. 22	at Virginia Tech	W	5-2
Mar. 25	Auburn	W	10-7
Mar. 25	Auburn	L	4-10
Mar. 28	Pittsburgh	W	8-0
Mar. 28	Pittsburgh	W	7-0
Mar. 29	Pittsburgh	W	3-0
Apr. 1	Florida A&M	W	11-0
Apr. 3	at NC State	W	6-5
Apr. 3	at NC State	W	10-1
Apr. 4	at NC State	L	4-9
Apr. 8	Florida	L	1-5
Apr. 11	Louisville	L	0-1
Apr. 12	Louisville	W	9-1
Apr. 18	Virginia	W	9-1
Apr. 18	Virginia	W	8-0
Apr. 19	Virginia	W	8-0
Apr. 22	at Florida	L	0-5
Apr. 25	at Georgia Tech	W	2-1
Apr. 25	at Georgia Tech	W	3-2
Apr. 26	at Georgia Tech	W	8-1
Apr. 27	at Georgia State	W	6-3
May 3	at North Florida	W	15-1

### ACC Championship

May 7	vs. Boston College	W	4-2
May 8	vs. NC State	W	11-4
May 9	vs. Pittsburgh	W	6-2

### NCAA Tallahassee Regional

May 15	Dartmouth	W	5-1
May 16	UCF	W	2-1
May 17	UCF	W	5-0

### NCAA Knoxville Super Regional

May 21	at Tennessee	L	2-3
May 22	at Tennessee	W	6-1
May 22	at Tennessee	L	1-2

## 2016 • (55-10, 21-2 ACC)

ACC Champions  
College World Series  
NCAA Semifinalist

Date	Opponent	Result	Score
Feb. 12	vs. St. John's	W	5-2
Feb. 12	at FIU	W	7-1
Feb. 13	vs. LIU Brooklyn	W	12-0
Feb. 13	vs. Illinois	L	1-5
Feb. 14	vs. Valparaiso	W	16-5
Feb. 17	Stephen F. Austin	W	11-0
Feb. 19	Michigan	L	2-6
Feb. 20	Michigan	L	3-10
Feb. 20	Minnesota	W	5-4
Feb. 21	Minnesota	W	2-0
Feb. 24	Florida A&M	W	10-1
Feb. 26	Hofstra	W	8-0
Feb. 26	Bradley	W	14-0
Feb. 27	UAB	W	10-0
Feb. 27	Bradley	W	9-0
Feb. 28	UAB	W	10-0
Mar. 4	at UCLA	W	3-0
Mar. 5	at CSUN	W	12-3
Mar. 5	vs. UC Davis	W	17-3
Mar. 6	vs. CSUN	W	10-0
Mar. 8	at Cal State Fullerton	W	10-1
Mar. 12	vs. Tulsa	W	8-0
Mar. 12	vs. Cal Poly	W	3-1
Mar. 19	Syracuse*	W	4-2
Mar. 19	Syracuse*	W	4-1
Mar. 20	Syracuse*	W	3-0
Mar. 25	at North Carolina*	W	15-6
Mar. 26	at North Carolina*	W	9-6
Mar. 26	at North Carolina*	W	12-5
Apr. 3	at Notre Dame*	W	14-5
Apr. 3	at Notre Dame*	L	4-5
Apr. 6	Jacksonville	W	4-0
Apr. 8	NC State*	W	10-2
Apr. 9	NC State*	W	5-4
Apr. 10	NC State*	W	12-4
Apr. 13	Florida	L	0-1 (12)
Apr. 16	at Boston College*	W	10-2
Apr. 16	at Boston College*	W	2-0
Apr. 17	at Boston College*	W	9-6
Apr. 20	at Auburn	L	6-9
Apr. 20	at Auburn	W	4-3
Apr. 23	Virginia Tech*	W	2-0
Apr. 23	Virginia Tech*	W	3-1
Apr. 24	Virginia Tech*	W	13-1
Apr. 26	UCF	W	7-1
Apr. 30	at Pittsburgh*	W	16-11
Apr. 30	at Pittsburgh*	W	4-3
May 1	at Pittsburgh*	W	15-5
May 4	Florida	L	1-7
May 5	Florida A&M	W	12-3
May 7	Louisville*	L	0-4
May 7	Louisville*	W	9-0
May 8	Louisville*	W	4-3

### ACC Championship

May 12	vs. Pittsburgh	W	8-0
May 13	vs. North Carolina	W	7-1
May 14	vs. Notre Dame	W	7-3

### NCAA Tallahassee Regional

May 20	Florida A&M	W	1-0
May 21	South Carolina	W	4-0
May 22	South Carolina	W	2-1

### NCAA Tallahassee Super Regional

May 27	Utah	W	6-2
May 28	Utah	W	3-0

### Women's College World Series

Jun 2	vs. Georgia	L	4-5
Jun 4	vs. UCLA	W	8-4
Jun 5	vs. Michigan	W	1-0
Jun 5	vs. Auburn	L	7-8 (8)

## 2017 • (55-8-1, 24-0 ACC)

ACC Champions  
NCAA Super Regional

Date	Opponent	Result	Score
Feb. 10	Lipscomb	W	13-1
Feb. 10	Furman	W	5-1
Feb. 11	Marshall	W	1-0
Feb. 11	Furman	W	9-1
Feb. 12	Marshall	W	7-0
Feb. 15	Florida A&M	W	5-0
Feb. 17	Northwestern	W	3-2
Feb. 18	Northwestern	W	7-0
Feb. 18	Nebraska	W	9-0
Feb. 19	Nebraska	W	8-0
Feb. 23	vs. Texas A&M	L	0-2
Feb. 23	vs. Stanford	W	8-2
Feb. 24	vs. San Diego State	W	6-4
Feb. 25	vs. Arizona	W	1-0
Feb. 26	vs. UCLA	W	2-1
Feb. 26	vs. Michigan	T	5-5
Mar. 3	Georgia Tech	W	4-0
Mar. 4	Georgia Tech	W	13-8
Mar. 5	Georgia Tech	W	8-0
Mar. 8	North Florida	W	8-0
Mar. 8	North Florida	W	3-0
Mar. 10	at Virginia Tech	W	12-3
Mar. 10	at Virginia Tech	W	13-2
Mar. 11	at Virginia Tech	W	5-2
Mar. 14	at FGCU	W	7-0
Mar. 15	vs. Canisius	W	9-1
Mar. 15	at FGCU	W	13-1
Mar. 17	Notre Dame	W	6-0
Mar. 18	Notre Dame	W	6-0
Mar. 19	Notre Dame	W	16-0
Mar. 22	at UCF	W	4-0
Mar. 24	at Virginia	W	13-1
Mar. 25	at Virginia	W	8-0
Mar. 26	at Virginia	W	10-0
Mar. 31	Pitt	W	14-3
Apr. 1	Pitt	W	12-4
Apr. 2	Pitt	W	5-0
Apr. 8	at Syracuse	W	18-9
Apr. 9	at Syracuse	W	13-4
Apr. 9	at Syracuse	W	6-5
Apr. 12	at Florida	L	0-1
Apr. 14	at South Carolina	L	2-7
Apr. 15	at South Carolina	W	3-1
Apr. 18	at Troy	W	9-3
Apr. 18	at Troy	W	2-0
Apr. 23	at Louisville	W	11-0
Apr. 23	at Louisville	W	4-3
Apr. 24	at Louisville	W	5-4
Apr. 28	North Carolina	W	3-0
Apr. 29	North Carolina	W	8-1
Apr. 30	North Carolina	W	6-2
May 3	Florida	W	3-1
May 6	at Oregon	L	0-11
May 6	at Oregon	L	1-3
May 7	at Oregon	L	1-2

### ACC Championship

May 11	vs. Virginia	W	16-0
May 12	vs. Notre Dame	W	6-0
May 13	at North Carolina	W	4-3

### NCAA Tallahassee Regional

May 19	Princeton	W	3-0
May 20	Georgia	W	7-1
May 21	Georgia	W	8-5

### NCAA Tallahassee Super Regional

May 26	LSU	W	3-1
May 27	LSU	L	0-1
May 28	LSU	L	4-6



# NINE WOMEN'S COLLEGE WORLD SERIES APPEARANCES • 15 ACC CHAMPIONSHIPS

## SERIES RECORDS

### ACC SERIES RECORDS

#### BOSTON COLLEGE: (FSU LEADS 35-2)

Home: 19-2...Away: 10-0...Neutral: 6-0  
ACC: 30-2

2001	W	1-0	H
	W	5-4	H
2006	L	5-7	H*
	W	8-0 (6)	H*
	W	7-5	H*
2007	W	9-0	A*
	W	6-3	A*
2008	W	1-0	H*
	L	1-6	H*
	W	6-0	H*
	W	5-1	N#
2009	W	2-0	A*
	W	1-0	A*
	W	4-0	A*
	W	2-0	N#
2010	W	4-0	H*
	W	6-0	H*
	W	11-3	H*
2011	W	7-1	A*
	W	11-4	A*
2012	W	12-4	H*
	W	2-0	H*
	W	5-0	H*
2013	W	10-0	H*
	W	4-0	H*
	W	7-3	H*
	W	6-0	H#
2014	W	5-1	N*
	W	5-1	N*
	W	8-0	N*
2015	W	5-0	H*
	W	2-1	H*
	W	5-1	H*
	W	4-2	N#
2016	W	10-2	A*
	W	2-0	A*
	W	9-6	A*

#### GEORGIA TECH: (FSU LEADS 58-26)

Home: 23-9...Away: 19-10...Neutral: 16-7  
ACC: 43-16

1990	W	10-0	N
1992	W	10-0	N*
	W	6-0	N#
1993	W	3-0	A*
	W	2-0	A*
	W	12-0	N#
	W	11-0	N#
1994	W	6-1	H*
	W	2-1	H*
	W	11-0	N*
	W	2-1	N#
1995	W	9-4	A*
	W	10-1	A*
	W	2-1	N#
	W	5-2	N#
1996	W	2-0	H*
	L	1-3	H*
	W	5-4	N#
1997	W	5-1	A*
	W	8-5	A*
1998	W	3-2	H*
	W	4-1	H*
1999	W	7-0	A*
	W	8-5	A*
2000	L	1-2	H*
	L	2-8	H*
2001	W	7-0	A*
	L	1-2 (8)	A*
2002	W	7-3	H*
	W	4-2	H*
	L	0-2	N#
	L	0-7	N^
	W	3-2 (9)	N^
	W	6-1	N^
2003	W	4-0	A*
	W	6-0	A*
	W	5-3	N#
2004	W	4-0	H*
	W	2-1	H*
	W	3-2	H*
	W	4-0	H#
2005	L	0-2	A*
	L	1-3	A*
	L	0-5	A*
2006	W	9-1 (5)	H*

	L	3-8	H*
	W	7-4	H*
	W	10-1 (5)	N#
	L	3-4	N#
	W	7-4	N#
2007	W	8-0	A*
	L	9-1 (6)	A*
	L	7-6	A*
2008	L	6-3	N#
	L	2-5	H*
	W	10-2	H*
2009	L	2-6	H*
	L	3-8	A*
	L	0-3	A*
	W	5-4	A*
	L	3-1	N#
2010	L	1-14	H*
	W	6-2	H*
	L	2-5	H*
	L	4-8	N#
2011	L	3-11	A*
	L	2-7	A*
	W	9-4	A*
2012	L	4-5	H*
	W	7-6	H*
	W	4-3	H*
	L	1-9	N#
2013	W	4-1 (8)	A*
	W	8-0	A*
2014	W	5-1	H*
	W	4-0	H*
	W	3-0	H*
	W	11-5	N#
2015	W	2-1	A*
	W	3-2	A*
	W	8-1	A*
2017	W	4-0	H*
	W	13-8	H*
	W	8-0	H*

#### LOUISVILLE: (FSU LEADS 9-4)

Home: 4-3...Away: 4-1...Neutral: 1-0  
ACC: 6-2

2002	W	4-1	N
2004	W	8-0	H
2006	L	3-12 (6)	H
2008	L	3-4	H
	W	6-4	H
2015	L	0-1	A*
	W	9-1	A*
2016	L	0-4	H*
	W	9-0	H*
	W	4-3	H*
2017	W	11-0	A*
	W	4-3	A*
	W	5-4	A*

#### NORTH CAROLINA: (FSU LEADS 71-24)

Home: 24-9...Away: 26-12...Neutral: 20-4  
ACC: 41-18

1984	W	1-0	A
	W	5-0	A
	W	3-1	N
1986	W	1-0	N
1988	W	4-2	H
	W	8-4	H
	W	2-1 (8)	N
1989	L	1-2	H
	W	3-1	N
1990	W	1-0	N
1991	W	5-0	N
1992	W	12-1	N*
	L	0-1	A*
1994	W	11-0	N#
	W	5-1	A*
	W	6-2	A*
	L	0-1	A*
	W	6-5	N#
1995	W	6-3	H*
	W	3-1	H*
	W	8-2	N
	W	15-0	A
	W	2-1	A
1996	W	4-0	N#
	L	2-3	A*
	L	4-5	A*
	W	2-0	N
	W	3-1	N#
1997	W	6-0	A*
	W	12-4	A*
	W	5-4	N#
1998	W	3-2	H*
	W	7-6	H*

1999	L	0-6	A*
	W	8-3	A*
	W	2-1	N#
2000	W	10-9	H*
	W	5-4	H*
2001	W	2-0	A*
	W	5-0	A*
	L	2-3 (8)	N
	L	0-2	N#
	L	1-4	N#
2002	W	7-6 (8)	H*
	W	9-5	H*
	W	3-2	N#
	L	2-5	N#
2003	W	1-0	A*
	W	4-0	A*
2004	W	1-0	H*
	W	5-0	H
	W	8-0	H#
2005	W	2-0	A*
	W	6-3	A*
	L	2-3	A*
2006	W	2-1	H*
	L	3-5	H*
	L	1-3	H*
2007	L	4-3	A*
	W	3-2	A*
	W	6-3	A*
	W	8-0 (5)	N#
2008	W	2-0	H*
	L	1-5	H*
	L	4-7	H*
2009	L	1-0	A*
	W	6-2	A*
	W	4-1	A*
	W	4-1	A#
2010	L	0-5 (8)	H*
	W	2-1	H*
	L	4-5 (11)	H*
2011	L	0-1	A*
	L	2-3	A*
	L	0-4	A*
	W	4-1	N#
2012	W	8-3	H*
	L	2-4	H*
	W	3-1	H*
2013	L	4-5	H*
	W	9-1	H*
	W	3-1	H*
	W	3-0	H#
2014	W	6-0	A*
	W	5-3	A*
	W	5-1	A*
	W	9-1	N#
2016	W	15-6	A*
	W	9-6	A*
	W	12-5	A*
	W	7-1	N#
2017	W	3-0	H*
	W	8-1	H*
	W	6-2	H*
	W	4-3	A#

#### NC STATE: (FSU LEADS 32-11)

Home: 17-4...Away: 12-5...Neutral: 3-2  
ACC: 23-6

2004	W	8-0	H*
	W	4-0	H*
2005	W	5-2	A*
	L	1-2	A*
2006	L	0-2 (9)	H*
	L	5-6	H*
	W	2-0	H*
	W	6-0	N#
	L	1-4	N#
2007	L	6-3	N
	W	4-0	A*
	L	4-2	A*
	L	3-2	A*
2008	W	1-0	H*
	W	4-3	H*
	W	10-1	H*
2009	W	10-1	A*
	W	1-0	A*
	W	1-0	A*
2010	W	4-2	H*
	W	5-0	H*
	L	1-3	H*
2011	W	3-2	A*
	L	2-4	A*
	W	7-2	A*
2012	W	7-1	H*
	W	8-0	H*
	W	6-0	H*
	W	6-2	N#

2013	W	4-0	A*
	W	11-1	A*
	W	2-0	A*
	L	0-1	H#
2014	W	4-1	H*
	W	4-2	H*
	W	5-1	H*
2015	W	6-5	A*
	W	10-1	A*
	L	4-9	A*
	W	11-4	N#
2016	W	10-2	H*
	W	5-4	H*
	W	12-4	H*

#### NOTRE DAME: (FSU LEADS 13-5)

Home: 6-2...Away: 2-2...Neutral: 5-1  
ACC: 7-3

1991	W	7-0	N
1994	W	3-0	N
1996	L	0-1	H
2004	W	4-3	H
2006	L	0-1	N
2014	L	5-8	A*
	W	9-7 (9)	A*
	W	3-1	N#
2015	W	4-1	H*
	W	7-3	H*
	L	0-12	H*
2016	W	14-5	A*
	L	4-5	A*
	W	7-3	N#
2017	W	6-0	H*
	W	6-0	H*
	W	4-0	H*
	W	6-0	N#

#### PITT: (FSU LEADS 15-0)

Home: 8-0...Away: 5-0...Neutral: 2-0  
ACC: 11-0

2002	W	7-0	H
2003	W	7-1	H
2014	W	5-2	A*
	W	10-3	A*
2015	W	8-0	H*
	W	3-0	H*
	W	11-0	H*
	W	6-2	N#
2016	W	16-11	A*
	W	4-3	A*
	W	15-5	A*
	W	8-0	N#
2017	W	14-3	H*
	W	12-4	H*
	W	5-0	H*

#### SYRACUSE: (FSU LEADS 15-2)

Home: 10-1...Away: 3-0...Neutral: 2-1  
ACC: 9-0

2001	W	3-2	H
2002	W	6-3	N
2003	W	6-1	H
2005	W	5-4 (8)	H
	L	1-2	H
	L	3-4 (8)	N
2007	W	8-0	H
2010	W	3-0	N
2014	W	7-1	H*
	W	5-0	H*
	W	9-1	H*
2016	W	4-2	H*
	W	4-1	H*
	W	3-0	H*
2017	W	18-9	A*
	W	13-4	A*
	W	6-5	A*

#### VIRGINIA: (FSU LEADS 82-18)

Home: 41-5...Away: 22-7...Neutral: 19-6  
ACC: 52-10

1986	W	4-0	H
	L	1-2	H
1987	W	7-0	H
	L	2-5	H
1988	W	4-0	N
	W	5-0	H
	W	7-1	H
1989	W	4-2	H



# SERIES RECORDS

.....	W	5-1	H
.....	W	2-0	N
1990.....	W	1-0	H
.....	W	5-0	H
1991.....	W	9-1	H
.....	W	2-1	H
.....	L	1-2	N
.....	L	0-2	N
1992.....	W	10-0	N*
.....	L	0-1	H*
.....	W	5-2	H*
.....	W	11-1	N#
1993.....	W	7-0	H*
.....	W	3-2	N*
.....	L	0-1	N#
.....	W	2-0	N#
.....	W	4-2	N#
1994.....	W	7-0	N*
.....	W	4-3	H*
.....	W	9-4	N*
.....	W	8-0	A*
.....	L	4-5	A*
.....	L	0-2	N#
.....	W	1-0	N#
.....	L	0-3	N#
1995.....	W	2-1	N
.....	W	3-2	H*
.....	W	3-0	H*
1996.....	W	8-0	A*
.....	W	5-4	A*
1997.....	W	8-0	H*
.....	L	3-6	H*
1998.....	L	1-4	A*
.....	L	0-3	A*
.....	W	10-0	N#
.....	W	2-1	N#
1999.....	W	8-2	H*
.....	W	2-1	H*
.....	W	1-0	N#
.....	W	3-0	N#
2000.....	L	2-4	N#
.....	W	3-1	N#
.....	W	2-0	N#
.....	W	3-2	A*
.....	W	6-2	A*
2001.....	W	8-0	H*
.....	W	10-2	H*
2002.....	W	4-0	A*
.....	W	6-3	A*
2003.....	W	5-0	H*
.....	W	12-1	H*
.....	W	10-1	H#
.....	W	10-2	H#
2004.....	W	1-0	A*
.....	L	4-5	A*
2005.....	W	5-3	H*
.....	W	4-0	H*
.....	W	3-2	H*
2006.....	L	0-1	A*
.....	W	8-5	A*
2007.....	W	8-2	H*
.....	W	4-2	H*
.....	W	8-0	H*
2008.....	W	9-1	A*
.....	W	8-3	A*
.....	W	5-1	A*
2009.....	W	3-1	H*
.....	W	12-4	H*
.....	W	5-1	H*
2010.....	L	1-2	A*
.....	W	9-6	A*
.....	W	2-1	A*
2011.....	W	8-0	H*
.....	L	1-2	H*
.....	W	6-1	H*
.....	W	12-5	N#
2012.....	W	5-0	A*
.....	W	2-0	A*
.....	W	3-1	A*
2013.....	W	3-2 (8)	H*
.....	W	10-2	H*
.....	W	2-0	H*
2014.....	L	9-11	A*
.....	W	8-0	A*
.....	W	15-0	A*
2015.....	W	9-1	H*
.....	W	8-0	H*
.....	W	8-0	H*
2017.....	W	13-1	A*
.....	W	8-0	A*
.....	W	10-0	A*
.....	W	16-0	N#

## VIRGINIA TECH: (FSU LEADS 27-16)

Home: 10-5...Away: 14-7...Neutral: 3-4  
ACC: 25-13

2005.....	W	4-2	H*
.....	W	3-2	H*
.....	W	5-2	H*
.....	L	2-3 (14)	N#
2006.....	L	0-2	A*
.....	L	2-10 (5)	A*
.....	W	9-6	A*
2007.....	L	0-1	H*
.....	W	10-2	H*
.....	L	0-1	H*
.....	L	0-4	N#
2008.....	L	0-3	A*
.....	L	1-3	A*
.....	W	2-0	A*
.....	L	0-2	N#
2009.....	W	6-0	H*
.....	W	3-2	H*
.....	L	0-2	H*
2010.....	L	7-8	A*
.....	L	4-5	A*
.....	W	3-1	A*
.....	W	5-3	N#
2011.....	W	1-0	H*
.....	L	1-2 (10)	H*
.....	L	3-4 (8)	H*
.....	W	9-2	N#
2012.....	L	5-11	A*
.....	W	7-3	A*
.....	W	3-1	A*
2013.....	W	4-2	A*
.....	W	11-0	A*
.....	W	4-3	A*
2014.....	W	12-0	N*
.....	L	4-5	N*
2015.....	W	7-6	A*
.....	W	7-5	A*
.....	W	5-2	A*
2016.....	W	2-0	H*
.....	W	3-1	H*
.....	W	13-1	H*
2017.....	W	12-3	A*
.....	W	13-2	A*
.....	W	5-2	A*

## NON-CONFERENCE

### ADELPHI: (FSU LEADS 5-1)

Home: 2-0...Away: 0-0...Neutral: 3-1			
1985.....	L	0-2	N
1987.....	W	1-0 (9)	N^
.....	W	3-1 (13)	N^
1990.....	W	4-0	H
1992.....	W	12-2	N
.....	W	5-0	H

### ALABAMA: (ALABAMA LEADS 5-3)

Home: 0-0...Away: 2-5...Neutral: 1-0			
1997.....	W	2-0	A
.....	L	5-6	A
1998.....	W	4-1	N
2007.....	L	3-6	A^
2011.....	L	0-8	A
.....	L	2-9	A
2014.....	L	0-1	A
.....	W	5-1	A

### APPALACHIAN STATE: (FSU LEADS 5-0)

Home: 4-0...Away: 0-0...Neutral: 1-0			
2007.....	W	4-2	N
2008.....	W	2-0	H
2009.....	W	6-0	H
2013.....	W	8-7	H
.....	W	3-0	H

### ARIZONA: (ARIZONA LEADS 11-1)

Home: 0-0...Away: 0-2...Neutral: 1-9			
1991.....	L	0-8	A
1992.....	L	0-2	N
1995.....	L	1-7	A
.....	L	0-15	N^
1996.....	L	4-8	N

.....	L	6-9	N^
.....	L	3-10	N^
2002.....	L	2-6 (11)	N%
2003.....	L	0-2	N
2005.....	L	0-6	N
2008.....	L	2-13	N
2017.....	W	1-0	N

### ARIZONA STATE: (ASU LEADS 6-4)

Home: 0-0...Away: 0-2...Neutral: 4-4			
1986.....	L	0-2	N
1989.....	L	3-7 (9)	N
.....	W	3-2	N
1998.....	L	1-6	N
1999.....	L	0-2	N
2004.....	W	1-0	N
2006.....	W	1-0 (10)	N
.....	L	1-6	A^
.....	L	1-5	A^
2008.....	W	3-2	N

### ARKANSAS: (FSU LEADS 2-0)

Home: 1-0...Away: 0-0...Neutral: 1-0			
1997.....	W	4-0	N
2013.....	W	9-1	H

### ARMY: (FSU LEADS 1-0)

Home: 0-0...Away: 0-0...Neutral: 1-0			
2004.....	W	10-0	N

### AUBURN: (FSU LEADS 16-10-1)

Home: 6-4...Away: 8-5-1...Neutral: 2-1			
1997.....	W	2-0	A
.....	L	1-2	A
1998.....	W	5-1	H
.....	W	8-3	H
1999.....	W	4-2	A
.....	T	0-0	A
2000.....	W	7-0	H
.....	L	4-5	H
2002.....	W	5-4	N
.....	W	2-1	N^
2003.....	W	8-0	H
.....	W	3-2(10)	H
2004.....	L	1-0	A
.....	W	4-0	A
2005.....	W	5-0	A^
.....	W	2-0	A^
2006.....	L	2-7	H
2007.....	L	2-7	A
2010.....	L	0-1 (9)	H
2011.....	L	3-5	A
2013.....	W	6-3	A
2014.....	W	5-4	A
2015.....	W	10-7	H
.....	L	4-10	H
2016.....	L	6-9	A
.....	W	4-3	A
.....	L	7-8 (8)	N%

### AUSTIN PEAY: (FSU LEADS 1-0)

Home: 0-0...Away: 0-0...Neutral: 1-0			
1990.....	W	5-1	N

### BALL STATE: (FSU LEADS 8-0-1)

Home: 4-0...Away: 0-0...Neutral: 4-0-1			
1985.....	T	0-0	N
1986.....	W	4-0	H
.....	W	3-2	H
1991.....	W	5-0	H
1992.....	W	2-0	N
.....	W	9-0	N
1996.....	W	4-2	N
1997.....	W	4-0	N
2001.....	W	1-0	H

### BAYLOR: (BAYLOR LEADS 5-2)

Home: 0-0...Away: 0-0...Neutral: 2-5			
1984.....	L	2-3	N
1985.....	L	4-5	N

1987.....	W	10-0	N
.....	W	8-1	N
2005.....	L	5-9	N^
.....	L	3-5	N^
2014.....	L	2-7	N%

### BETHUNE-COOKMAN: (FSU LEADS 8-0)

Home: 4-0...Away: 2-0...Neutral: 2-0			
2000.....	W	9-0	A
.....	W	1-0	A
2001.....	W	3-2	H
.....	W	6-2	N^
2008.....	W	14-3	H
2009.....	W	3-2	H
2013.....	W	20-0	H
2015.....	W	12-0	N

### BOSTON UNIVERSITY: (FSU LEADS 1-0)

Home: 0-0...Away: 0-0...Neutral: 1-0			
2003.....	W	2-1 (9)	N

### BOWLING GREEN: (FSU LEADS 9-0)

Home: 8-0...Away: 0-0...Neutral: 1-0			
1987.....	W	4-0	H
.....	W	12-2	H
.....	W	3-1	H
1991.....	W	2-0	H
.....	W	9-0	H
1992.....	W	4-0	H
2009.....	W	3-0	N
2010.....	W	9-0	H
.....	W	8-1	H

### BRADLEY: (FSU LEADS 11-0)

Home: 10-0...Away: 0-0...Neutral: 1-0			
1985.....	W	2-0	H
.....	W	3-1	H
.....	W	1-0	H
1987.....	W	2-0	N
1991.....	W	2-0	H
1992.....	W	3-2	H
1996.....	W	4-1	H
.....	W	7-2	H
1997.....	W	4-0	H
2016.....	W	14-0	H
.....	W	9-0	H

### BRIGHAM YOUNG: (FSU LEADS 2-1)

Home: 0-0...Away: 1-1...Neutral: 1-0			
2005.....	W	12-3	A
.....	L	2-5	A
2011.....	W	6-4	N

### BROWN: (FSU LEADS 2-0)

Home: 2-0...Away: 0-0...Neutral: 0-0			
1985.....	W	14-0	H
.....	W	14-2	H

### CALIFORNIA: (CAL LEADS 12-1)

Home: 1-4...Away: 0-0...Neutral: 0-8			
1991.....	L	0-4	N
1992.....	L	0-3	N%
1998.....	L	1-4	N
1999.....	L	0-4	N
2000.....	L	0-1	H
.....	L	0-1	H
2001.....	L	0-1	H
.....	W	2-1	H
.....	L	1-2 (10)	H
2002.....	L	0-1	N%
2004.....	L	4-2	N%
2007.....	L	6-13	N
2015.....	L	6-7	N



# NINE WOMEN'S COLLEGE WORLD SERIES APPEARANCES • 15 ACC CHAMPIONSHIPS

## SERIES RECORDS

### CAL POLY: (FSU LEADS 2-1)

Home: 0-0...Away: 0-0...Neutral: 2-1
1993.....W.....1-0.....N
2000.....L.....4-5.....N
2016.....W.....3-1.....N

### UC-DAVIS: (FSU LEADS 1-0)

Home: 0-0...Away: 1-0...Neutral: 1-0
2016.....W.....17-3.....N

### UC-RIVERSIDE: (FSU LEADS 2-0)

Home: 1-0...Away: 0-0...Neutral: 1-0
2001.....W.....8-0.....N
2009.....W.....13-2.....H

### UC-SANTA BARBARA: (FSU LEADS 3-0)

Home: 1-0...Away: 0-0...Neutral: 2-0
2012.....W.....5-1.....N
.....W.....13-4.....N
2014.....W.....5-2.....H

### CAL STATE FULLERTON: (FULLERTON LEADS 8-5)

Home: 0-0...Away: 3-5...Neutral: 2-3
1987.....L.....0-3.....N%
1992.....L.....4-5.....A
1993.....W.....4-1.....N
1994.....L.....0-7.....A
1995.....L.....5-9.....N
1996.....L.....11-12.....N
1997.....W.....4-2.....N
2002.....L.....1-8.....A
2004.....W.....3-0.....A
2006.....L.....1-6.....A
2007.....L.....3-4.....A
2008.....W.....4-1.....A
2016.....W.....10-1.....A

### CAL STATE NORTHRIDGE: (CSN LEADS 4-3)

Home: 1-0...Away: 1-0...Neutral: 1-4
1991.....L.....0-1.....N
1996.....L.....1-2.....N
1998.....L.....3-4.....N
2004.....W.....1-0.....H^
2007.....L.....3-4.....N
2016.....W.....12-3.....A
.....W.....10-0.....N

### CAMPBELL: (FSU LEADS 9-0)

Home: 2-0...Away: 2-0...Neutral: 5-0
1995.....W.....4-0.....N
.....W.....7-1.....N
1996.....W.....6-1.....N
1997.....W.....4-1.....N
1999.....W.....5-0.....H
.....W.....2-0.....H
2000.....W.....7-1.....A
.....W.....9-1.....A
2002.....W.....8-0.....N

### CANISIUS (FSU LEADS 1-0)

Home: 0-0...Away: 0-0...Neutral: 1-0
2017.....W.....9-1.....A

### CENTRAL MICHIGAN: (FSU LEADS 8-2)

Home: 3-1...Away: 0-0...Neutral: 5-1
1987.....L.....0-1.....N%
1988.....W.....6-2.....N
1990.....W.....1-0.....N
1993.....W.....5-0.....N
1998.....W.....10-1.....N
.....W.....11-4.....H
1999.....L.....1-5.....H
2001.....W.....3-1.....H
.....W.....2-0.....H
2004.....W.....9-0.....N

### CHARLESTON SOUTHERN: (FSU LEADS 1-0)

Home: 1-0...Away: 0-0...Neutral: 0-0
2014.....W.....8-2.....H

### COASTAL CAROLINA: (FSU LEADS 9-0)

Home: 2-0...Away: 0-0...Neutral: 7-0
1993.....W.....8-0.....N
.....W.....9-1.....N
1997.....W.....12-2.....N
.....W.....2-1.....N
2006.....W.....7-2.....N^
2010.....W.....4-0.....H
2012.....W.....6-1.....H
2015.....W.....9-0.....N
.....W.....8-0.....N

### COLGATE: (FSU LEADS 1-0)

Home: 1-0...Away: 0-0...Neutral: 0-0
2015.....W.....8-0.....H

### COLLEGE OF CHARLESTON: (FSU LEADS 2-0)

Home: 2-0...Away: 0-0...Neutral: 0-0
2001.....W.....8-0.....H
.....W.....9-1.....H

### COLORADO STATE: (SERIES TIED 1-1)

Home: 0-0...Away: 0-0...Neutral: 1-1
1999.....W.....3-2.....N
.....L.....4-5.....N

### CONNECTICUT: (FSU LEADS 27-4)

Home: 21-2...Away: 3-0...Neutral: 3-2
1989.....W.....3-0.....H
1990.....L.....1-3.....H
1991.....W.....2-1.....H
.....W.....1-0.....H
.....W.....2-0.....N
1992.....W.....1-0.....A
.....W.....4-3.....A
1993.....W.....1-0.....H
.....W.....8-0.....H
.....L.....1-4.....N
.....L.....1-2.....N%
1994.....W.....4-1.....A
1996.....W.....3-0.....H
.....W.....6-0.....H
1997.....W.....10-3.....N
.....W.....2-1.....H
.....L.....0-1.....H
.....W.....8-2.....H
1998.....W.....6-4.....H
.....W.....9-0.....H
2001.....W.....8-0.....H
.....W.....3-0.....H
2004.....W.....8-0.....H
.....W.....7-4.....H
2006.....W.....8-2.....H
.....W.....1-0.....H
.....W.....5-3.....H
2008.....W.....2-1.....H
.....W.....2-1.....H
.....W.....7-0.....H
2010.....W.....5-4.....N

### CREIGHTON: (FSU LEADS 2-1)

Home: 1-0...Away: 1-1...Neutral: 0-0
1988.....W.....4-0 (8).....A
.....L.....0-2.....A
1991.....W.....3-2.....H

### DARTMOUTH: (FSU LEADS 1-0)

Home: 1-0...Away: 0-0...Neutral: 0-0
2015.....W.....5-1.....H^

### DAVIS & ELKINS: (FSU LEADS 1-0)

Home: 0-0...Away: 0-0...Neutral: 1-0
1984.....W.....9-0.....N

### DAYTON: (FSU LEADS 3-0)

Home: 0-0...Away: 0-0...Neutral: 3-0
1991.....W.....3-0.....N
2002.....W.....5-0.....N
.....W.....12-0.....N

### DEPAUL: (SERIES TIED 1-1)

Home: 0-0...Away: 0-0...Neutral: 1-1
1999.....L.....3-5.....N
2002.....W.....11-5.....N

### DETROIT: (FSU LEADS 3-0)

Home: 2-0...Away: 0-0...Neutral: 1-0
1985.....W.....5-0.....H
.....W.....6-1.....H
1991.....W.....9-0.....N

### DRAKE: (FSU LEADS 2-0)

Home: 2-0...Away: 0-0...Neutral: 0-0
1993.....W.....6-0.....H
1996.....W.....1-0.....H

### DREXEL: (FSU LEADS 4-0)

Home: 4-0...Away: 0-0...Neutral: 0-0
1991.....W.....2-0.....H
.....W.....7-1.....H
1992.....W.....3-0.....H
.....W.....4-0.....H

### EAST CAROLINA: (FSU LEADS 21-2)

Home: 7-1...Away: 4-0...Neutral: 10-1
1984.....W.....2-0.....A
.....W.....3-0.....A
1986.....W.....3-0.....N
1987.....W.....10-0.....H
.....W.....2-1.....H
1989.....W.....5-0.....H
.....W.....5-0.....H
.....W.....3-0.....N
1990.....W.....7-2.....N
1991.....W.....13-0.....H
1992.....W.....5-2.....N
1993.....W.....13-0.....N
1994.....L.....0-1.....N
1995.....W.....10-2.....N
.....W.....4-3.....N
1996.....W.....2-1.....N
1997.....W.....10-0.....N
2000.....W.....1-0.....A
.....W.....7-0.....A
2001.....W.....2-0.....N
.....W.....9-2.....H
.....W.....9-0.....H
2009.....L.....2-1.....H

### EAST CENTRAL COLLEGE: (FSU LEADS 2-0)

Home: 2-0...Away: 0-0...Neutral: 0-0
1984.....W.....8-0.....H
.....W.....10-0.....H

### EASTERN ILLINOIS: (FSU LEADS 5-0)

Home: 5-0...Away: 0-0...Neutral: 0-0
1988.....W.....2-1.....H
.....W.....3-2.....H
.....W.....11-1.....H
1993.....W.....7-2.....H
1994.....W.....9-0.....H

### EASTERN KENTUCKY: (FSU LEADS 1-0)

Home: 1-0...Away: 0-0...Neutral: 0-0
2005.....W.....13-5.....H

### EASTERN MICHIGAN: (FSU LEADS 17-1)

Home: 10-0...Away: 1-1...Neutral: 6-0
1987.....W.....8-1.....N
1988.....W.....3-1.....H
.....W.....4-3.....H
.....W.....7-4.....N
1989.....W.....2-0.....H
.....W.....5-1.....H
1990.....W.....1-0.....H
.....W.....1-0.....H
1991.....W.....1-0.....N
.....W.....3-2.....N
1994.....W.....1-0.....H
1996.....W.....7-0.....H
1997.....W.....5-1.....H
1998.....W.....4-2.....H
2000.....W.....5-1.....N
2004.....W.....2-0.....A
.....L.....6-5.....A
2010.....W.....8-0.....N

### ELON: (FSU LEADS 2-0)

Home: 0-0...Away: 2-0...Neutral: 0-0
2003.....W.....6-0.....A
.....W.....6-0.....A

### FAIRFIELD: (FSU LEADS 1-0)

Home: 0-0...Away: 0-0...Neutral: 1-0
2012.....W.....2-0.....N

### FIU: (FSU LEADS 13-2)

Home: 12-2...Away: 1-0...Neutral: 0-0
1999.....W.....6-1.....H
.....W.....1-0.....H
2000.....L.....2-4.....H
.....W.....8-3.....H
2001.....L.....1-2.....H
.....W.....3-2.....H
2004.....W.....5-1.....H
.....W.....11-0.....H
2006.....W.....3-1.....H
.....W.....8-0.....H
2010.....W.....8-3.....H
.....W.....7-2.....H
2013.....W.....11-2.....H
.....W.....7-4.....H
2016.....W.....7-1.....A

### FLORIDA: (FLORIDA LEADS 24-15)

Home: 7-12...Away: 7-12...Neutral: 1-0
1997.....L.....1-3.....A
.....W.....8-1.....A
1998.....L.....3-8.....H
.....W.....5-3.....H
1999.....L.....0-2.....A
.....W.....6-4.....A
2000.....W.....6-3.....H
.....L.....3-5.....H
2001.....W.....5-3.....A
.....W.....3-1.....A
.....W.....6-2.....N^
2002.....L.....1-7.....H
.....W.....6-1.....H
2003.....W.....5-0.....A
.....W.....7-3.....A
2004.....W.....2-0.....H
2005.....L.....4-7.....A
.....L.....0-2.....A
2006.....W.....4-0.....H
.....W.....6-5.....H
2007.....L.....1-5.....A
.....L.....3-4.....A
2008.....L.....1-6.....H
.....L.....4-14.....H
2009.....L.....3-4.....A
2010.....L.....4-8.....H
.....L.....2-9.....H
2011.....L.....0-1.....A



# SERIES RECORDS

2012	L	1-9	H
2013	L	3-7 (8)	A
	L	0-8	H
2014	W	3-2 (8)	A
	L	2-4	H
2015	L	1-5	H
	L	0-5	A
2016	L	0-1 (12)	A
	L	1-7	H
2017	L	0-1	A
	W	3-1	H

## FLORIDA A&M: (FSU LEADS 110-7)

Home: 61-2...Away: 48-5...Neutral: 1-0

1984	W	12-0	H
	W	9-0	H
	W	10-0	H
	W	11-1	A
	W	11-0	A
1985	W	3-0	A
	W	5-0	A
	W	3-0	A
	W	1-0	H
	W	8-0	H
1987	W	8-1	H
	W	6-3	H
	W	17-0	A
	W	7-1	A
1988	W	14-3	A
	W	11-0	A
	W	7-0	H
	W	3-0	H
	W	2-1	H
1989	W	11-0	A
	W	4-0	A
	W	3-0	H
	W	4-1	H
1990	W	6-2	A
	W	4-0	A
	W	10-0	H
	W	2-0	H
1991	W	8-0	A
	W	4-0	A
	W	7-1	H
	W	11-1	H
1992	W	12-0	A
	W	10-0	A
	W	7-0	H
	W	6-0	H
1993	W	7-0	A
	W	10-0	A
	W	10-0	H
	W	4-1	H
1994	W	3-0	A
	W	8-0	H
	W	7-0	A
	W	8-0	H
1995	W	8-0	H
	W	9-0	A
	W	10-0	A
	W	6-0	H
1996	W	8-0	H
	W	7-2	A
	W	13-0	A
	W	4-0	H
1997	W	7-0	A
	W	8-0	H
	L	1-2	A
	W	7-0	H
1998	W	4-2	A
	W	6-0	H
	L	1-3	H
	W	4-1	A
1999	L	2-3	A
	W	2-1	A
	W	10-1	H
	L	3-8	H
2000	W	9-0	A
	W	8-7	H
	W	3-0	H
	W	9-1	H
	W	7-0	A
2001	W	1-0	H
	W	11-0	N
	L	4-5	A
	W	7-0	H
	W	6-0	A
	W	12-0	H
2002	W	7-3	A
	W	2-1	A
	W	6-0	H
	W	18-3	H
2003	W	13-2	H
	W	5-0	A
	W	9-2	A

	W	8-0	H
2004	W	9-1	H
	W	8-0	H
	W	12-0	A
	W	12-0	A
	W	12-0	H
2005	W	5-2	A
	L	7-10	A
	W	4-1	H
	W	5-1	H
	W	4-0	H
	W	6-5	H
	W	9-3	H
	L	0-4	A
	W	9-3	H
2007	W	5-0	H
	W	9-4	H
	W	8-0	A
	W	9-1(15)	H
2008	W	9-1	A
	W	18-0	H
2009	W	5-0	A
	W	5-1	A
2010	W	9-2	A
2011	W	8-5	H
	W	9-2	A
2012	W	10-1	A
	W	5-3	H
2013	W	4-0	H
2014	W	8-0	H
2015	W	12-5	A
	W	11-0	H
2016	W	10-1	H
	W	12-3	H
	W	1-0	H <sup>^</sup>
2017	W	5-0	H

## FLORIDA ATLANTIC: (FSU LEADS 11-7)

Home: 2-3...Away: 5-1...Neutral: 4-3

1996	L	0-1	N
1997	W	5-1	N
	W	4-0	N
1999	L	4-8	N
	L	0-1	N
2000	L	2-3	H
	W	2-0	H
	W	2-0	A
2001	L	1-2 (10)	A
	W	1-0	A
	W	5-4 (8)	N
	W	2-0	N <sup>^</sup>
2002	L	2-4	H
	W	3-2	H
	L	0-5	H
2010	W	6-3	A
2015	W	1-0	A
	W	12-0	A

## FLORIDA GULF COAST: (FSU LEADS 5-0)

Home: 2-0...Away: 3-0...Neutral: 0-0

2012	W	5-0	H
	W	7-1	H
2014	W	5-0	A
2017	W	7-0	A
	W	13-1	A

## FLORIDA SOUTHERN: (FSU LEADS 3-0)

Home: 1-0...Away: 0-0...Neutral: 2-0

1986	W	7-0	N
	W	2-0	N
	W	7-3	H

## FORDHAM: (FSU LEADS 1-0)

Home: 1-0...Away: 0-0...Neutral: 0-0

2014	W	6-1	H <sup>^</sup>
------	---	-----	----------------

## FRESNO STATE: (FRESNO STATE LEADS 6-4)

Home: 1-0...Away: 0-1...Neutral: 3-5

1990	W	1-0	N%
1991	L	0-3	N%
1993	L	1-2	N
1997	L	0-2	N
1998	W	2-1	N
2000	L	0-2	N
	L	1-2	A

2004	W	3-0	H
2005	W	2-0	N
2009	L	0-1	N

## FURMAN: (FSU LEADS 12-1)

Home: 7-0...Away: 2-0...Neutral: 3-1

1985	W	13-0	H
1986	W	3-2	H
	L	0-1	N
1987	W	1-0 (8)	H
	W	8-2	N
1988	W	2-0	H
1989	W	5-0	N
1999	W	2-0	H
2000	W	8-0	N
2003	W	6-0	A
	W	12-0	A
2017	W	5-1	H
	W	9-1	H

## GARDNER-WEBB: (FSU LEADS 2-0)

Home: 2-0...Away: 0-0...Neutral: 0-0

2010	W	7-0	H
	W	5-0	H

## GEORGE MASON: (FSU LEADS 3-0)

Home: 1-0...Away: 0-0...Neutral: 2-0

1984	W	5-0	H
1985	W	5-0	N
1987	W	3-0	N

## GEORGIA: (SERIES EVEN 8-8)

Home: 2-2...Away: 4-4...Neutral: 2-2

1998	W	6-5	N
1999	W	5-0	N
	L	0-5	A
	W	6-0	A
2002	L	2-3	N
2003	L	4-5(8)	H
2006	W	3-2	A <sup>^</sup>
	L	1-3	A <sup>^</sup>
	W	2-0	A <sup>^</sup>
2007	L	1-2	H
2010	W	4-3	A
	L	2-5	A <sup>^</sup>
2011	L	2-10	A <sup>^</sup>
2016	L	4-5	N%
2017	W	7-1	H <sup>^</sup>
	W	8-5	H <sup>^</sup>

## GEORGIA SOUTHERN: (FSU LEADS 38-3)

Home: 25-0...Away: 12-3...Neutral: 1-0

1991	W	6-2	A
	W	5-1	A
	W	4-0	H
	W	9-1	H
1992	W	8-0	A
	W	13-3	A
	W	6-0	H
	W	2-0	H
1993	W	6-0	N
1994	W	10-1	H
	W	8-0	H
1996	W	2-1	H
	W	5-0	H
1997	W	8-0	A
	W	5-3	A
1998	W	6-2	H
	W	3-1	H
1999	L	1-3	A
	W	2-0	A
2000	W	8-0	H
	W	6-1	H
2001	W	8-0	A
	W	4-0	A
2002	W	7-0	H
	W	4-0	H
2003	W	7-2	A
	L	2-1	A
2004	W	8-0	H
	W	4-0	H
2005	L	0-1	A
	W	3-0	A
2006	W	3-2	H

	W	10-2 (5)	H
2007	W	11-2	A
2008	W	8-0	H
	W	4-3	H
2011	W	6-4	H
2013	W	4-0	H
	W	12-3	H
2015	W	8-0	H
	W	4-0	H

## GEORGIA STATE: (FSU LEADS 17-1)

Home: 9-0...Away: 3-0...Neutral: 5-1

1985	W	7-0	N
1987	W	4-1	N
1988	W	5-0	H
	W	2-1	H
1990	W	2-0	H
	W	8-0	H
	L	0-1 (9)	N
1993	W	1-0	H
1998	W	8-0	N
2001	W	9-1	A
	W	10-0	A
2003	W	4-3 (8)	N
2006	W	5-2	H
2007	W	6-2	H
2008	W	1-0	H
	W	3-0	H
2011	W	6-1	N <sup>^</sup>
2015	W	6-3	A

## GRAMBLING: (FSU LEADS 5-0)

Home: 2-0...Away: 2-0...Neutral: 1-0

1984	W	7-0	A
	W	4-0	A
1985	W	11-0	H
	W	10-0	H
	W	7-0	N

## HARVARD: (FSU LEADS 1-0)

Home: 0-0...Away: 0-0...Neutral: 1-0

2000	W	6-2	N
------	---	-----	---

## HAWAII: (HAWAII LEADS 2-0)

Home: 0-0...Away: 0-2...Neutral: 0-0

2012	L	1-2	A
	L	0-1	A

## HOFSTRA: (FSU LEADS 15-2)

Home: 6-1...Away: 0-0...Neutral: 9-1

1992	W	14-4	N
1993	W	6-0	N
	W	10-2	N
1994	W	3-2	H
	W	4-3	H
1995	W	5-1	N
	W	8-2	N
1997	L	1-2	N
1999	W	6-5	N
2008	W	1-0	N
2010	W	8-0	N
2011	W	5-1	H
	L	0-2	H
2013	W	9-1	H
	W	4-0	H
2015	W	2-1	N
2016	W	8-0	H

## HOUSTON: (FSU LEADS 1-0)

Home: 0-0...Away: 0-0...Neutral: 1-0

2014	W	7-1	N
------	---	-----	---

## ILLINOIS: (ILLINOIS LEADS 3-1)

Home: 0-0...Away: 0-0...Neutral: 1-3

2001	L	0-1	N
	W	2-0	N
2010	L	3-4	N
2016	L	1-5	N



# NINE WOMEN'S COLLEGE WORLD SERIES APPEARANCES • 15 ACC CHAMPIONSHIPS

## SERIES RECORDS

### ILLINOIS-CHICAGO: (FSU LEADS 3-2)

Home: 1-0...Away: 0-0...Neutral: 2-2
1994.....W.....3-0.....N
1995.....L.....1-3.....N
.....W.....1-0.....N
.....W.....3-0.....H
1998.....L.....1-3.....N

### ILLINOIS STATE: (FSU LEADS 6-1)

Home: 2-1...Away: 0-0...Neutral: 4-0
1989.....W.....2-0.....H
1992.....W.....7-2.....N
1994.....L.....2-3.....H
1995.....W.....10-2.....N
1996.....W.....4-1.....N
2000.....W.....1-0.....N
2004.....W.....11-3.....H

### INDIANA: (FSU LEADS 9-1)

Home: 5-0...Away: 0-0...Neutral: 4-1
1990.....L.....1-2.....N
.....W.....1-0.....H
.....W.....2-0.....H
1991.....W.....3-1.....N
.....W.....6-2.....H
1994.....W.....3-2.....H
1996.....W.....3-1.....N
1997.....W.....3-2.....N
1998.....W.....3-2.....N
2009.....W.....7-0.....H

### INDIANA STATE: (FSU LEADS 2-0)

Home: 0-0...Away: 0-0...Neutral: 2-0
1995.....W.....8-0.....N
1998.....W.....6-1.....N

### IONA: (FSU LEADS 1-0)

Home: 1-0...Away: 0-0...Neutral: 0-0
2010.....W.....9-1.....H

### IOWA: (FSU LEADS 6-3)

Home: 0-0...Away: 0-0...Neutral: 6-3
1990.....L.....0-5.....N
1993.....W.....3-0.....N
.....W.....5-3.....N^
.....L.....0-4.....N
1997.....L.....1-7.....N
2000.....W.....4-1.....N^
.....W.....4-2.....N^
2008.....W.....2-0.....N
2009.....W.....6-0.....N

### IOWA STATE: (FSU LEADS 10-0)

Home: 9-0...Away: 0-0...Neutral: 1-0
1994.....W.....3-2.....H
1995.....W.....2-0.....H
2001.....W.....4-0.....H
.....W.....6-0.....H
.....W.....7-0.....N
2002.....W.....3-1.....H
.....W.....6-2.....H
2005.....W.....1-0.....H
2006.....W.....5-0.....H
.....W.....9-1 (6).....H

### JACKSONVILLE: (FSU LEADS 17-4)

Home: 12-2...Away: 5-2...Neutral: 0-0
2003.....W.....9-0.....H
.....W.....2-0.....H
2004.....W.....3-2.....A
.....L.....1-2.....A
2005.....L.....2-5.....H
.....W.....11-0.....H
2006.....W.....8-1.....A
.....L.....1-2.....A
2007.....W.....10-2(5).....H
.....W.....8-0(6).....H
.....W.....3-0.....H

2008.....L.....2-5.....H
.....W.....10-0.....A
.....W.....3-1.....A
2009.....W.....4-0.....H
.....W.....10-0.....H
2010.....W.....8-0.....A
2012.....W.....6-0.....H
.....W.....7-1.....H
2013.....W.....8-0.....H
2016.....W.....4-0.....H

### JACKSONVILLE STATE: (FSU LEADS 4-2)

Home: 2-0...Away: 2-0...Neutral: 0-2
2001.....W.....4-1 (10).....A
.....W.....12-2.....A
2002.....W.....3-0.....H
.....W.....6-1.....H
2008.....L.....3-4.....N^
.....L.....1-10.....N^

### KANSAS: (FSU LEADS 6-5)

Home: 1-2...Away: 0-0...Neutral: 5-3
1988.....W.....2-1.....N
.....L.....2-4.....N
1989.....W.....3-2.....N
.....W.....1-0.....N
1993.....L.....0-1.....N^
.....W.....5-0.....N^
.....W.....2-1.....N^
1994.....L.....2-4.....N
2000.....L.....1-4.....H
2002.....W.....5-4.....H
2007.....L.....0-1.....H

### KENT STATE: (FSU LEADS 6-1)

Home: 5-1...Away: 0-0...Neutral: 1-0
1987.....W.....16-0.....H
1992.....W.....6-0.....H
.....W.....2-1.....H
.....W.....8-0.....H
2001.....W.....4-0.....H
2006.....L.....2-4.....H
2010.....W.....6-0.....N

### KENTUCKY: (SERIES TIED 2-2)

Home: 2-2...Away: 0-0...Neutral: 0-0
2011.....W.....2-0.....H
.....L.....2-7.....H
2015.....W.....3-2.....H
.....L.....1-3.....H

### LEHIGH: (FSU LEADS 1-0)

Home: 0-0...Away: 0-0...Neutral: 1-0
2005.....W.....5-1.....N

### LIBERTY: (FSU LEADS 2-0)

Home: 1-0...Away: 1-0...Neutral: 0-0
1984.....W.....9-0.....A
2009.....W.....11-3.....H
2017.....W.....13-1.....H

### LIMESTONE: (FSU LEADS 4-0)

Home: 0-0...Away: 0-0...Neutral: 4-0
1986.....W.....4-0.....N
.....W.....1-0.....N
1987.....W.....6-0.....N
.....W.....11-0.....N

### LIPSCOMB: (FSU LEADS 3-0)

Home: 3-0...Away: 0-0...Neutral: 0-0
2008.....W.....5-1.....H
.....W.....11-3.....H
2017.....W.....13-1.....H

### LIU BROOKLYN: (FSU LEADS 2-0)

Home: 0-0...Away: 0-0...Neutral: 1-0
2013.....W.....15-1.....N
2016.....W.....12-0.....N

### LONG BEACH STATE: (FSU LEADS 4-2)

Home: 0-0...Away: 0-0...Neutral: 4-2
1996.....L.....1-2.....N
2000.....W.....2-0.....N^
2003.....W.....4-0.....N
2005.....W.....5-1.....N
2008.....L.....2-6.....N
2011.....W.....4-1.....N

### LONG ISLAND: (FSU LEADS 2-0)

Home: 1-0...Away: 0-0...Neutral: 1-0
2004.....W.....4-0.....H^
2010.....W.....6-0.....N

### LOUISIANA: (SERIES TIED 9-9)

Home: 2-2...Away: 0-0...Neutral: 7-7
1984.....W.....1-0.....H
1989.....W.....4-2.....N
1990.....L.....1-2 (10).....H
.....W.....4-3.....N^
.....W.....2-1.....N^
1991.....W.....3-0.....N
.....W.....1-0.....N^
1992.....W.....1-0.....N^
.....W.....1-0.....N^
1993.....L.....1-2.....H
.....W.....2-1.....H
1994.....L.....3-12.....N
2000.....L.....1-9.....N
.....L.....1-2.....N
.....L.....2-6.....N
2003.....L.....0-3.....N
2004.....L.....1-0.....N
2006.....L.....0-14 (5).....N

### LOUISIANA TECH: (LA. TECH LEADS 11-2-2)

Home: 1-1...Away: 0-0...Neutral: 1-10-2
1984.....T.....0-0.....N
1985.....T.....0-0.....N
.....L.....1-2.....N
.....L.....3-4.....N
1986.....L.....0-4.....N^
.....L.....0-1.....N^
1987.....W.....2-1.....N
1988.....L.....0-7.....N
.....L.....1-6.....N^
1989.....L.....0-1 (10).....N
.....L.....0-1 (10).....N
.....L.....1-3.....N^
1994.....W.....2-0.....H
1997.....L.....2-6.....N
.....L.....2-3.....H

### LSU: (LSU LEADS 5-3)

Home: 2-3...Away: 1-0...Neutral: 0-2
1998.....W.....4-2.....H
2004.....L.....3-4.....N
.....L.....1-2.....N^
2012.....W.....8-1.....H
2013.....L.....4-5.....A
2017.....W.....3-1.....H&
.....L.....0-1.....H&
.....L.....4-6.....H&

### MAINE: (FSU LEADS 11-0)

Home: 10-0...Away: 0-0...Neutral: 1-0
1986.....W.....1-0.....H
.....W.....10-0.....H
1988.....W.....1-0.....H
1990.....W.....7-0.....N
2002.....W.....6-2.....H
.....W.....1-0.....H
2004.....W.....7-0.....H
.....W.....2-1.....H
2005.....W.....1-0.....H
.....W.....5-2.....H

2007.....W.....9-1(5).....H
-----------------------------

### MARSHALL: (FSU LEADS 5-0)

Home: 4-0...Away: 0-0...Neutral: 1-0
1995.....W.....8-0.....H
.....W.....7-0.....H
2012.....W.....4-1.....N
2017.....W.....1-0.....H
.....W.....7-0.....H

### MARYLAND: (FSU LEADS 48-14)

Home: 24-4...Away: 13-9...Neutral: 11-1
ACC: 34-14
1996.....W.....4-0.....A*
.....W.....6-2.....A*
.....W.....8-0.....N
.....W.....3-0.....N#
1997.....W.....1-0.....H*
.....W.....3-0.....H*
.....W.....4-3.....N#
.....L.....1-2.....N#
1998.....L.....3-5.....A*
.....W.....9-1.....A*
.....W.....1-0.....N#
1999.....W.....2-0.....H
.....W.....4-1.....H*
.....L.....3-5.....H*
2000.....W.....6-2.....N#
.....W.....3-0.....N#
.....W.....10-3.....A*
.....W.....3-2.....A*
2001.....W.....5-3.....N*
.....W.....5-0.....H*
.....W.....10-1.....H*
.....W.....2-1 (11).....N#
.....W.....4-0.....N#
2002.....W.....2-1.....H
2003.....W.....6-2.....H*
.....W.....3-2 (10).....H*
2004.....W.....7-0.....H*
.....W.....2-1.....H*
2005.....W.....1-0 (9).....H*
.....L.....2-7.....H*
.....W.....2-0.....H*
.....L.....0-2.....A#
2006.....W.....6-5.....H*
.....L.....4-6.....A*
.....W.....4-1.....A*
.....W.....8-4.....A*
2007.....W.....4-2 (14).....H*
.....W.....6-0.....H*
.....W.....8-0 (5).....H*
.....W.....7-4.....N#
2008.....L.....1-3.....A*
.....W.....3-0.....A*
.....L.....3-4.....A*
2009.....W.....1-0.....H*
.....W.....8-0.....H*
.....W.....1-0.....H*
2010.....W.....2-0.....A*
.....W.....3-2 (8).....A*
.....L.....2-6.....A*
.....W.....3-0.....N#
2011.....L.....0-1.....H*
.....L.....4-7.....H*
.....W.....5-0.....H*
2012.....W.....4-3.....A*
.....L.....1-4.....A*
.....L.....3-4 (10).....A*
2013.....L.....4-5.....A*
.....W.....13-1.....A*
.....W.....14-9.....A*
2014.....W.....10-2.....H*
.....W.....14-6.....H*
.....W.....7-5.....H*
Home: 5-1...Away: 3-1...Neutral: 4-3
1991.....W.....2-0.....A
1992.....W.....3-1.....N
.....L.....2-4.....N%
1993.....W.....5-0.....A
1995.....W.....5-4.....H
.....W.....4-3.....H
.....L.....0-8.....A
.....W.....2-0.....A
1996.....W.....4-1.....N
.....W.....3-1.....H
1998.....W.....4-0.....N
.....W.....1-0.....H



# SERIES RECORDS

1999.....	L.....	1-2.....	H
.....	W.....	6-0.....	H
2002.....	L.....	2-3.....	N
2003.....	L.....	1-2.....	N
2008.....	W.....	6-0.....	N

## MCNEESE ST: (MCNEESE ST LEADS 1-0)

Home: 0-0...Away: 0-0...Neutral: 0-1			
1985.....	L.....	0-4.....	N

## MEMPHIS: (FSU LEADS 1-0)

Home: 1-0...Away: 0-0...Neutral: 0-0			
2007.....	W.....	8-0(6).....	N

## MERCER: (FSU LEADS 29-0)

Home: 17-0...Away: 12-0...Neutral: 0-0			
1993.....	W.....	5-0.....	H
.....	W.....	7-0.....	H
1994.....	W.....	9-3.....	H
.....	W.....	6-0.....	H
.....	W.....	6-0.....	A
.....	W.....	5-0.....	A
1995.....	W.....	3-0.....	H
.....	W.....	10-2.....	H
1996.....	W.....	4-1.....	A
.....	W.....	5-2.....	A
1997.....	W.....	1-0.....	H
.....	W.....	5-1.....	H
1998.....	W.....	5-1.....	A
.....	W.....	9-1.....	A
1999.....	W.....	9-0.....	H
.....	W.....	10-0.....	H
2000.....	W.....	7-0.....	A
.....	W.....	7-4.....	A
2001.....	W.....	4-0.....	H
.....	W.....	8-0.....	H
2002.....	W.....	2-0.....	A
.....	W.....	2-1.....	A
2002.....	W.....	11-0.....	H
2004.....	W.....	5-1.....	A
.....	W.....	8-2.....	A
2010.....	W.....	2-1.....	H
2011.....	W.....	5-4.....	H
.....	W.....	3-0.....	H
2012.....	W.....	3-0.....	H

## MIAMI (OHIO): (FSU LEADS 13-6)

Home: 10-6...Away: 0-0...Neutral: 3-0			
1987.....	W.....	3-0.....	N
.....	W.....	3-2 (10).....	N
1988.....	W.....	5-1.....	H
1989.....	L.....	3-4.....	H
.....	L.....	0-1.....	H
.....	W.....	5-0.....	H
1991.....	W.....	2-0.....	H
.....	L.....	0-8.....	H
.....	W.....	5-1.....	H
1992.....	L.....	0-2.....	H
1995.....	W.....	9-1.....	H
1997.....	W.....	2-1.....	H
1998.....	L.....	1-4.....	H
.....	L.....	1-3.....	H
1999.....	W.....	2-0.....	H
.....	W.....	6-2.....	H
2000.....	W.....	8-0.....	H
2009.....	W.....	10-2.....	H
2010.....	W.....	4-0.....	N

## MICHIGAN: (MICHIGAN LEADS 24-6-1)

Home: 5-17...Away: 0-4...Neutral: 1-3-1			
1990.....	W.....	1-0.....	H
.....	L.....	2-3.....	H
1995.....	L.....	1-2.....	H
.....	L.....	0-5.....	H
1996.....	L.....	1-6.....	H
1999.....	L.....	0-5.....	N
2000.....	L.....	1-6.....	H
2002.....	L.....	0-1.....	H
2004.....	W.....	1-0.....	H
.....	L.....	2-1.....	A
.....	L.....	1-0.....	A
2006.....	L.....	0-9 (6).....	H
.....	L.....	3-6.....	H
.....	L.....	0-5.....	H

.....	L.....	3-11.....	N
2007.....	L.....	4-3.....	H
.....	L.....	3-2.....	H
.....	L.....	4-2.....	N
2008.....	L.....	2-6.....	A
.....	L.....	4-8.....	A
2009.....	W.....	6-5.....	H
.....	L.....	1-0.....	H
2014.....	L.....	3-17.....	H^
.....	W.....	6-0.....	H^
.....	W.....	4-2.....	H^
2015.....	L.....	5-6.....	H
.....	L.....	1-2.....	H
2016.....	L.....	2-6.....	H
.....	L.....	3-10.....	H
.....	W.....	1-0.....	N%
2017.....	T.....	5-5.....	N

## MICHIGAN STATE: (FSU LEADS 8-4)

Home: 2-2...Away: 0-1...Neutral: 6-1			
1985.....	W.....	2-0.....	H
.....	W.....	5-0.....	H
1986.....	W.....	2-0.....	N
1990.....	W.....	2-0.....	N
1996.....	W.....	6-2.....	N
1997.....	L.....	2-6.....	N
1999.....	L.....	0-3.....	H
.....	L.....	4-5.....	A
2005.....	W.....	4-1.....	N
2008.....	L.....	2-3.....	H
2010.....	W.....	3-1.....	N
.....	W.....	7-0.....	N

## MIDDLE TENNESSEE: (FSU LEADS 7-0)

Home: 6-0...Away: 0-0...Neutral: 1-0			
2002.....	W.....	2-1 (10).....	H
2003.....	W.....	11-0.....	H
.....	W.....	6-3.....	H
.....	W.....	5-0.....	N
2009.....	W.....	6-1.....	H
2011.....	W.....	10-3.....	H
.....	W.....	11-1.....	H

## MILLIKIN: (FSU LEADS 1-0)

Home: 1-0...Away: 0-0...Neutral: 0-0			
1985.....	W.....	6-0.....	H

## MINNESOTA: (FSU LEADS 7-1)

Home: 7-1...Away: 0-0...Neutral: 0-0			
1993.....	W.....	3-1.....	N
1999.....	W.....	5-0.....	H
.....	W.....	5-2.....	H
2004.....	W.....	3-0.....	H
2013.....	L.....	2-3.....	H
.....	W.....	4-3.....	H
2016.....	W.....	5-4.....	H
.....	W.....	2-0.....	H

## MISSISSIPPI: (FSU LEADS 3-1)

Home: 3-0...Away: 0-0...Neutral: 0-1			
1998.....	W.....	4-2.....	H
2000.....	L.....	2-3.....	N
2012.....	W.....	10-6.....	H
.....	W.....	8-0.....	H

## MISSISSIPPI STATE: (SERIES TIED 7-7)

Home: 3-3...Away: 2-0...Neutral: 2-4			
1984.....	W.....	1-0.....	A
.....	W.....	6-2.....	A
.....	W.....	5-0.....	H
1986.....	W.....	3-1.....	H
1999.....	L.....	1-2.....	N
2000.....	L.....	0-4.....	N
2002.....	L.....	0-2.....	H
2003.....	L.....	1-3.....	H
2007.....	W.....	4-2.....	N
2009.....	L.....	4-5.....	H
.....	W.....	5-0.....	H^
2011.....	L.....	8-9 (10).....	N
.....	L.....	7-8.....	N
2013.....	W.....	5-2.....	N^

## MISSISSIPPI VALLEY STATE: (FSU LEADS 1-0)

Home: 0-0...Away: 0-0...Neutral: 1-0			
2010.....	W.....	8-3.....	N

## MISSISSIPPI U FOR WOMEN: (FSU LEADS 3-0)

Home: 0-0...Away: 3-0...Neutral: 0-0			
1984.....	W.....	3-0.....	A
.....	W.....	6-2.....	A
.....	W.....	2-1.....	A

## MISSOURI: (MISSOURI LEADS 7-1)

Home: 0-2...Away: 0-2...Neutral: 1-3			
1985.....	L.....	0-1.....	N
1989.....	W.....	6-0.....	N
1990.....	L.....	1-2.....	H
.....	L.....	1-2 (10).....	H
1992.....	L.....	1-2.....	N
1998.....	L.....	1-3.....	N
2005.....	L.....	2-3 (9).....	A
.....	L.....	3-6.....	A

## NEBRASKA: (NEBRASKA LEADS 11-10)

Home: 5-1...Away: 0-4...Neutral: 5-6			
1988.....	L.....	0-3.....	A
.....	L.....	0-5.....	A
1989.....	L.....	0-1.....	A
.....	L.....	2-4.....	A
1990.....	W.....	2-1.....	H
1995.....	L.....	1-6.....	N^
.....	W.....	6-2.....	N^
1997.....	W.....	2-1.....	N
1999.....	L.....	1-4.....	N
.....	L.....	0-1.....	N
2001.....	L.....	0-3.....	H
2002.....	W.....	4-3.....	N%
2004.....	L.....	1-0.....	N
2007.....	W.....	2-1(9).....	N
2013.....	L.....	0-2.....	N
2014.....	L.....	3-4.....	N
.....	W.....	5-1.....	N
2015.....	W.....	4-1.....	H
.....	W.....	3-2.....	H
2017.....	W.....	9-0.....	H
.....	W.....	8-0.....	H

## NEVADA: (FSU LEADS 1-0)

Home: 1-0...Away: 0-0...Neutral: 0-0			
1986.....	W.....	8-1.....	H

## NEW MEXICO: (FSU LEADS 3-0)

Home: 0-0...Away: 0-0...Neutral: 3-0			
1985.....	W.....	3-2.....	N
1989.....	W.....	3-2.....	N
1991.....	W.....	9-1.....	N

## NEW MEXICO STATE: (FSU LEADS 4-0)

Home: 0-0...Away: 2-0...Neutral: 2-0			
1995.....	W.....	4-0.....	N
2002.....	W.....	5-0.....	N
.....	W.....	1-0.....	A
2014.....	W.....	11-0.....	A

## NEW ORLEANS: (FSU LEADS 2-0)

Home: 0-0...Away: 2-0...Neutral: 0-0			
1984.....	W.....	9-0.....	A
.....	W.....	10-0.....	A

## NICHOLLS STATE: (FSU LEADS 11-2)

Home: 7-0...Away: 1-1...Neutral: 3-1			
1984.....	L.....	1-2.....	N
1987.....	W.....	5-0.....	H
.....	W.....	5-1.....	N
1988.....	W.....	1-0.....	H

.....	W.....	2-1 (10).....	H
.....	W.....	8-3.....	H
1989.....	W.....	3-1 (10).....	N
.....	W.....	2-0.....	N
.....	W.....	1-0 (10).....	A
.....	L.....	0-2.....	A
2005.....	W.....	2-0.....	H
.....	W.....	7-3.....	H
2006.....	W.....	11-3 (5).....	H

## UNC-CHARLOTTE: (FSU LEADS 16-0)

Home: 9-0...Away: 6-0...Neutral: 1-0			
1994.....	W.....	4-0.....	H
.....	W.....	7-1.....	H
.....	W.....	8-1.....	N
1995.....	W.....	6-0.....	A
.....	W.....	8-0.....	A
1996.....	W.....	7-1.....	H
.....	W.....	6-0.....	H
1997.....	W.....	6-1.....	A
.....	W.....	3-1.....	A
1998.....	W.....	4-1.....	H
.....	W.....	4-1.....	H
1999.....	W.....	10-1.....	A
.....	W.....	12-5.....	A
1999.....	W.....	1-0.....	H
.....	W.....	5-0.....	H
.....	W.....	8-0.....	H

## UNC-GREENSBORO: (FSU LEADS 2-1)

Home: 1-1...Away: 0-0...Neutral: 1-0			
2002.....	W.....	3-1.....	N
2011.....	L.....	0-1 (9).....	H
.....	W.....	13-3.....	H

## UNC-WILMINGTON: (FSU LEADS 7-0)

Home: 2-0...Away: 0-0...Neutral: 5-0			
1987.....	W.....	3-1.....	N
.....	W.....	2-0.....	N
1990.....	W.....	6-1.....	H
.....	W.....	5-0.....	H
1992.....	W.....	7-1.....	N
1993.....	W.....	12-0.....	N
1994.....	W.....	5-0.....	N

## NORTH DAKOTA STATE: (FSU LEADS 4-0)

Home: 4-0...Away: 0-0...Neutral: 0-0			
2012.....	W.....	2-1.....	H
2014.....	W.....	4-1.....	H
.....	W.....	9-0.....	H
.....	W.....	5-0.....	H

## NORTH FLORIDA: (FSU LEADS 13-1)

Home: 7-0...Away: 6-1...Neutral: 0-0			
2007.....	W.....	5-0.....	H
.....	W.....	2-1.....	H
2009.....	W.....	7-0.....	A
.....	L.....	3-5.....	A
2011.....	W.....	9-7.....	H
.....	W.....	6-1.....	H
2012.....	W.....	8-1.....	A
.....	W.....	5-0.....	A
2013.....	W.....	3-1.....	H
2014.....	W.....	11-1.....	A
.....	W.....	8-0.....	A
2015.....	W.....	15-1.....	A
2017.....	W.....	8-0.....	H
.....	W.....	3-0.....	H

## NORTHERN ILLINOIS: (FSU LEADS 5-3)

Home: 4-3...Away: 0-0...Neutral: 1-0			
1988.....	L.....	3-4.....	H
.....	W.....	2-1.....	H
1989.....	L.....	0-3.....	H
.....	L.....	2-5.....	H
1994.....	W.....	3-0.....	H
.....	W.....	1-0.....	H
1995.....	W.....	3-0.....	H
2010.....	W.....	7-1.....	N



# NINE WOMEN'S COLLEGE WORLD SERIES APPEARANCES • 15 ACC CHAMPIONSHIPS

## SERIES RECORDS

### NORTHERN IOWA: (FSU LEADS 7-1)

Home: 7-1...Away: 0-0...Neutral: 0-0
1990.....L.....0-1.....H
.....W.....4-2.....H
1991.....W.....3-1.....H
.....W.....2-1.....H
1992.....W.....2-0.....H
1993.....W.....7-0.....H
1998.....W.....3-0.....H
2000.....W.....6-2.....H

### NORTHWESTERN: (FSU LEADS 9-2)

Home: 6-0...Away: 0-0...Neutral: 3-2
1991.....W.....2-0.....N
1992.....W.....10-0.....H
.....W.....1-0.....H
1994.....L.....2-8.....N
1997.....W.....2-0.....N
2001.....W.....2-1.....H
.....W.....8-2.....H
2011.....L.....0-3.....N
2012.....W.....1-0.....N
2017.....W.....3-2.....H
.....W.....7-0.....H

### OHIO: (FSU LEADS 7-0)

Home: 2-0...Away: 0-0...Neutral: 5-0
1986.....W.....10-0.....N
.....W.....5-1.....N
1987.....W.....3-0.....N
.....W.....6-2.....N
1995.....W.....2-0.....N^
2000.....W.....8-1.....H
.....W.....6-1.....H

### OHIO STATE: (FSU LEADS 10-3)

Home: 5-1...Away: 0-0...Neutral: 5-2
1984.....W.....5-2.....N
1985.....W.....6-0.....H
.....W.....3-2.....H
.....W.....11-1.....H
1986.....W.....8-0.....N
.....W.....3-2.....N
1988.....W.....6-1.....H
.....W.....2-1 (10).....H
1992.....W.....1-0.....N
.....L.....0-3.....N
1996.....L.....0-1.....H
1997.....W.....7-2.....N
2002.....L.....1-2 (11).....N

### OKLAHOMA: (SERIES TIED 6-6)

Home: 1-0...Away: 0-0...Neutral: 5-6
1987.....L.....0-1.....N
.....W.....6-1.....N
1990.....L.....0-1 (8).....N
.....W.....3-2.....H
1991.....W.....7-1.....N
1994.....L.....1-3.....N^
1997.....W.....2-1.....N
2002.....W.....1-0.....N
2004.....W.....3-2.....N
2005.....L.....0-3.....N
2009.....L.....1-3.....N
2013.....L.....0-6.....N

### OKLAHOMA CITY COLLEGE: (FSU LEADS 2-0)

Home: 0-0...Away: 0-0...Neutral: 2-0
1988.....W.....5-0.....N
1992.....W.....2-1.....N

### OKLAHOMA STATE: (OSU LEADS 10-7)

Home: 0-2...Away: 1-2...Neutral: 6-6
1986.....W.....3-2.....N
.....W.....2-1.....N
1987.....L.....1-4.....A
.....W.....2-0.....A
1990.....L.....1-2(8).....A

.....L.....1-4.....N%
1991.....W.....2-0.....N^
.....W.....4-3.....N^
1993.....L.....2-5.....N%
1994.....L.....0-1.....N
.....L.....0-1.....N
1995.....L.....1-5.....N
.....W.....7-4.....N
1998.....L.....0-4.....N^
2009.....L.....0-1.....H^
.....L.....0-1.....H^
2015.....W.....4-1.....N

### ONONDAGA JC: (FSU LEADS 4-0)

Home: 4-0...Away: 0-0...Neutral: 0-0
1984.....W.....4-1.....H
.....W.....10-0.....H
1985.....W.....10-0.....H
.....W.....8-1.....H

### OREGON: (OREGON LEADS 8-4)

Home: 2-2...Away: 0-3...Neutral: 2-3
1995.....W.....3-2.....N
1996.....W.....1-0.....N
1997.....L.....1-6.....N
1998.....L.....0-2.....N
2003.....L.....3-1.....H
2004.....W.....5-4.....H^
.....L.....1-0.....H^
.....W.....2-0.....H^
2014.....L.....0-3.....N%
2017.....L.....0-11.....A
.....L.....1-3.....A
.....L.....1-2.....A

### OREGON STATE: (OREGON STATE LEADS 3-0)

Home: 0-0...Away: 0-0...Neutral: 0-3
2003.....L.....0-2.....N
.....L.....1-2.....N^
2011.....L.....5-6.....N^

### PACIFIC: (FSU LEADS 2-1)

Home: 0-0...Away: 0-1...Neutral: 2-0
1991.....W.....4-3.....N
2000.....L.....2-5.....A
2003.....W.....8-1.....N

### PENN STATE: (FSU LEADS 7-1)

Home: 3-1...Away: 0-0...Neutral: 4-0
1984.....W.....5-0.....N
1992.....W.....7-0.....N
1994.....W.....6-2.....N
1996.....W.....4-3.....N
1998.....W.....3-0.....H
2002.....W.....4-0.....H
2003.....L.....3-4 (11).....H
2004.....W.....8-0.....H

### PRESBYTERIAN: (FSU LEADS 1-0)

Home: 1-0...Away: 0-0...Neutral: 0-0
2013.....W.....8-0.....H

### PRINCETON: (FSU LEADS 11-0)

Home: 8-0...Away: 0-0...Neutral: 3-0
1990.....W.....5-0.....H
.....W.....6-0.....H
1991.....W.....4-3.....N
1992.....W.....7-0.....H
.....W.....2-1.....H
1994.....W.....2-1.....H
2000.....W.....4-3.....H
.....W.....2-0.....H
2002.....W.....5-1.....N
2003.....W.....5-1.....N
2017.....W.....3-0.....H^

### PROVIDENCE: (PROVIDENCE LEADS 1-0)

Home: 0-0...Away: 0-0...Neutral: 0-1
1994.....L.....0-4.....N^

### PURDUE: (FSU LEADS 5-1)

Home: 1-1...Away: 0-0...Neutral: 4-0
1998.....W.....8-1.....N
.....W.....5-4.....N
.....L.....0-1.....H
2009.....W.....8-0.....H
2014.....W.....2-1.....N
.....W.....4-1.....N

### QUINCY COLLEGE: (FSU LEADS 2-0)

Home: 2-0...Away: 0-0...Neutral: 0-0
1985.....W.....4-2.....H
.....W.....1-0.....H

### RADFORD: (FSU LEADS 4-2)

Home: 2-0...Away: 0-0...Neutral: 2-2
1984.....W.....8-0.....N
2005.....W.....4-0.....H
2007.....W.....2-1.....H
2010.....W.....10-1.....N^
.....L.....2-3.....N^
2012.....L.....2-3.....N

### RHODE ISLAND: (FSU LEADS 3-0)

Home: 3-0...Away: 0-0...Neutral: 0-0
1991.....W.....6-0.....H
1993.....W.....10-0.....H
2004.....W.....11-0.....H

### RIDER COLLEGE: (FSU LEADS 2-0)

Home: 2-0...Away: 0-0...Neutral: 0-0
1984.....W.....10-0.....H
.....W.....4-0.....H

### ROBERT MORRIS: (FSU LEADS 5-1)

Home: 4-0...Away: 0-0...Neutral: 1-1
1992.....W.....1-0.....H
.....W.....14-1.....H
1994.....L.....0-1.....N
1995.....W.....3-0.....N
1998.....W.....4-1.....H
2004.....W.....9-1.....H

### RUTGERS: (FSU LEADS 7-1)

Home: 5-0...Away: 0-0...Neutral: 2-1
1985.....W.....4-0.....H
1986.....W.....3-0.....H
1987.....W.....4-0.....N
1992.....W.....1-0.....H
.....W.....8-4.....H
2002.....W.....5-1.....N
2003.....W.....6-0.....H
2012.....L.....0-1.....N

### SACRAMENTO STATE: (FSU LEADS 1-0)

Home: 0-0...Away: 0-0...Neutral: 1-0
1991.....W.....4-0.....N

### SAGINAW VALLEY STATE: (FSU LEADS 3-0)

Home: 2-0...Away: 0-0...Neutral: 1-0
1984.....W.....1-0.....H
.....W.....7-2.....H
1985.....W.....6-0.....N

### ST. JOHN'S: (FSU LEADS 5-1)

Home: 4-1...Away: 0-0...Neutral: 1-0
2002.....W.....8-3.....H
2004.....W.....7-4.....H
2006.....W.....7-2.....H
2011.....L.....5-11.....H
2012.....W.....5-1.....H
2016.....W.....5-2.....N

### ST. JOSEPH'S: (FSU LEADS 3-0)

Home: 3-0...Away: 0-0...Neutral: 0-0
2004.....W.....7-0.....H
.....W.....14-0.....H
2005.....W.....4-0.....H

### ST. LOUIS CC: (FSU LEADS 2-0)

Home: 2-0...Away: 0-0...Neutral: 0-0
1984.....W.....15-0.....H
.....W.....11-1.....H

### ST. MARY'S (CA): (FSU LEADS 1-0)

Home: 0-0...Away: 0-0...Neutral: 1-0
2014.....W.....12-3.....N

### ST. MARY'S (TEXAS): (FSU LEADS 1-0)

Home: 0-0...Away: 0-0...Neutral: 1-0
1986.....W.....2-1.....N

### SAM HOUSTON: (SERIES TIED 1-1)

Home: 0-0...Away: 0-0...Neutral: 1-1
1986.....W.....3-2.....N
1990.....L.....0-2.....N

### SAMFORD: (FSU LEADS 12-0)

Home: 10-0...Away: 0-0...Neutral: 2-0
1991.....W.....2-1.....H
.....W.....6-0.....H
.....W.....4-0.....N
1992.....W.....10-0.....H
.....W.....7-0.....H
.....W.....4-3.....N
1993.....W.....3-1.....H
.....W.....8-4.....H
1995.....W.....14-0.....H
2006.....W.....7-2.....H
2007.....W.....13-5.....H
.....W.....8-0(6).....H

### SAN DIEGO STATE: (SAN DIEGO STATE LEADS 3-2)

Home: 0-0...Away: 0-0...Neutral: 2-3
2001.....W.....2-1 (8).....N
2011.....L.....2-10.....N
2012.....L.....0-1.....N^
.....L.....0-1.....N^
2017.....W.....6-4.....N

### SETON HALL: (FSU LEADS 1-0)

Home: 0-0...Away: 0-0...Neutral: 1-0
2007.....W.....4-2.....N

### SOUTH ALABAMA: (FSU LEADS 5-3)

Home: 2-1...Away: 3-2...Neutral: 0-0
2009.....W.....6-1.....H
2010.....W.....2-0.....A
2011.....W.....6-0.....H
2012.....L.....1-3.....H
2013.....L.....0-4.....A
.....W.....2-1.....A^
.....L.....0-3.....A^
.....W.....7-6 (8).....A^





# SERIES RECORDS

## SOUTH CAROLINA: (FSU LEADS 26-21)

Home: 13-6...Away: 6-9...Neutral: 6-6
1985.....L.....0-2.....H
.....W.....2-0.....H
1986.....W.....3-0.....A
1987.....L.....0-4.....N
.....L.....0-2.....N
.....W.....1-0 (9).....A
.....L.....1-3.....A
.....L.....0-1.....A
.....W.....2-1.....A
1988.....L.....1-5.....N
.....L.....0-1 (9).....A
.....L.....1-3.....A
1989.....L.....1-2 (10).....N^
1990.....L.....0-2 (9).....H
.....W.....3-0.....H
1991.....L.....3-4.....N
.....W.....4-1.....N
1992.....W.....3-2.....N
.....W.....2-0.....H
.....W.....6-0.....H
.....W.....2-0.....H
1993.....L.....4-6.....A
.....W.....7-0.....A
.....W.....8-0.....A
1994.....L.....2-3.....H
.....W.....3-1.....H
1995.....L.....1-2.....A
.....L.....2-3.....A
.....L.....3-6.....A
.....W.....5-4.....N
.....W.....6-0.....N
1996.....W.....4-2.....N
.....W.....5-1.....H
.....L.....3-5.....H
.....W.....2-1.....H
1998.....L.....0-3.....N
2002.....L.....0-4.....H
2004.....W.....3-1.....N
2005.....W.....4-2.....H
2006.....W.....4-3.....H
.....L.....2-4.....H
2007.....W.....8-3.....H
2015.....W.....4-3.....N
2016.....W.....4-0.....H^
.....W.....2-1.....H^
2017.....L.....2-7.....A
.....W.....3-1.....A

## SOUTH DAKOTA STATE: FSU LEADS (2-0)

Home: 2-0...Away: 0-0... Neutral: 0-0
2010.....W.....12-0.....H
.....W.....6-0.....H

## SE LOUISIANA: (FSU LEADS 2-0)

Home: 2-0...Away: 0-0... Neutral: 0-0
2003.....W.....4-1.....H
2005.....W.....6-0.....H

## SW MISSOURI STATE: (FSU LEADS 2-1)

Home: 2-0...Away: 0-0... Neutral: 0-1
1985.....W.....4-3.....H
.....L.....0-1.....N
1989.....W.....14-0.....H

## SOUTHERN ILLINOIS: (FSU LEADS 8-4)

Home: 6-3...Away: 0-0... Neutral: 2-1
1988.....W.....5-1.....H
.....L.....1-2.....H
1989.....W.....4-2.....H
1990.....W.....4-0.....H
1993.....W.....1-0.....H
1996.....L.....3-4.....H
2002.....W.....2-1.....H
2005.....L.....0-4.....H
2007.....L.....4-1.....N
.....W.....6-0.....H
2010.....W.....9-1.....N
2012.....W.....2-0.....N

## SOUTHERN MISS: (FSU LEADS 14-5)

Home: 9-4...Away: 2-0... Neutral: 3-1
1984.....W.....1-0.....A
.....W.....1-0.....A
.....W.....3-0.....N
1987.....W.....13-3.....H
1990.....W.....4-0.....N
.....W.....11-0.....N
1999.....L.....0-1.....N
2000.....L.....0-9.....H
.....L.....1-4.....H
2004.....W.....5-1.....H
.....W.....9-1.....H
2007.....W.....2-0.....H
.....W.....6-1.....H
2008.....W.....11-3.....H
2010.....L.....1-2.....H
2013.....L.....1-2.....H
2014.....W.....5-1.....H
.....W.....11-0.....H
.....W.....12-0.....H

## STANFORD: (SERIES EVEN 2-2)

Home: 0-0... Away: 0-0... Neutral: 2-2
1985.....W.....9-1.....N
1998.....L.....0-1.....N^
2013.....L.....1-3.....N
2017.....W.....8-2.....N

## STEPHEN F. AUSTIN: (FSU LEADS 5-1)

Home: 1-0... Away: 0-0... Neutral: 3-1
1984.....L.....0-2.....N
1990.....W.....5-2.....N
2009.....W.....4-3.....N
.....W.....10-5.....N
2012.....W.....4-3 (8).....H
2016.....W.....11-0.....H

## STETSON: (FSU LEADS 14-1)

Home: 9-0... Away: 2-0... Neutral: 3-1
1985.....W.....2-1.....H
.....W.....4-1.....N
1987.....W.....7-0.....N
.....L.....3-4.....N
.....W.....16-0.....N
1989.....W.....6-0.....H
1990.....W.....3-2.....H
1994.....W.....7-0.....H
.....W.....5-0.....H
1995.....W.....8-0.....H
.....W.....2-0.....H
1996.....W.....1-0.....H
.....W.....6-2.....H
2000.....W.....2-0.....A
.....W.....8-2.....A

## SUSQUEHANNA: (FSU LEADS 2-0)

Home: 2-0... Away: 0-0... Neutral: 0-0
1985.....W.....11-0.....H
.....W.....8-2.....H

## TEMPLE: (FSU LEADS 12-1)

Home: 6-0... Away: 0-0... Neutral: 6-1
1985.....W.....2-0.....H
.....W.....3-0.....H
1986.....W.....7-0.....N
.....W.....2-0.....N
1987.....L.....0-1 (8).....N
.....W.....6-3.....N
.....W.....5-0.....N
1988.....W.....3-0.....H
.....W.....2-0.....H
.....W.....4-3.....N
1989.....W.....2-1.....H
.....W.....8-2.....H
.....W.....3-1.....N

## TENNESSEE: (UT LEADS 5-1)

Home: 0-0... Away: 1-2... Neutral: 0-3
2006.....L.....0-1.....N
2008.....L.....5-8.....N
2015.....L.....1-4.....N
.....L.....2-3.....A&
.....W.....6-1.....A&
.....L.....2-1.....A&

## UT-CHATTANOOGA: (FSU LEADS 9-0)

Home: 4-0... Away: 2-0... Neutral: 3-0
1996.....W.....5-2.....N
1997.....W.....3-1.....H
2000.....W.....1-0.....A
.....W.....2-1.....A
2001.....W.....4-1.....H
.....W.....3-2 (10).....H
2002.....W.....1-0 (8).....N^
2008.....W.....5-3.....N^
2012.....W.....1-0.....H

## TENNESSEE STATE: (FSU LEADS 1-0)

Home: 1-0... Away: 0-0... Neutral: 0-0
2013.....W.....8-0.....H

## TENNESSEE TECH: (FSU LEADS 5-1)

Home: 2-0... Away: 0-0... Neutral: 3-1
1986.....W.....8-0.....N
.....W.....11-1.....N
1987.....W.....10-0.....N
2007.....L.....9-8 (8).....N
2012.....W.....5-2.....H
.....W.....8-0.....H

## TEXAS: (UT LEADS 7-4)

Home: 1-0... Away: 1-3... Neutral: 2-4
1998.....L.....1-9.....N
2000.....L.....0-1.....N
2002.....W.....1-0.....H
.....L.....2-4.....N
2004.....W.....2-1.....N
2005.....L.....2-7.....N
2009.....L.....2-3.....A
.....W.....6-4.....A
.....W.....2-0.....N
2013.....L.....2-3.....A^
.....L.....0-4.....A^

## TEXAS A&M: (TEXAS A&M LEADS 6-4)

Home: 1-1... Away: 0-1... Neutral: 3-4
1984.....L.....2-6.....N
1985.....L.....1-2.....A
1986.....W.....1-0.....N
1988.....L.....0-1.....N^
1990.....W.....3-1.....N
.....W.....5-0.....N^
1994.....L.....3-7.....H
2004.....W.....8-0.....H
2008.....L.....0-7.....N
2017.....L.....0-2.....N

## TEXAS-ARLINGTON: (UTA LEADS 1-0)

Home: 0-0... Away: 0-0... Neutral: 0-1
1990.....L.....0-2.....N

## TEXAS TECH: (TEXAS TECH LEADS 4-1)

Home: 0-0... Away: 0-0... Neutral: 1-4
2000.....W.....3-0.....N
2002.....L.....1-4 (8).....N
.....L.....7-8 (9).....N
2003.....L.....0-1.....N^
2010.....L.....1-2.....N

## TOLEDO: (FSU LEADS 8-1)

Home: 7-1... Away: 0-0... Neutral: 1-0
1985.....W.....3-2.....H
1986.....W.....4-0.....H
1987.....L.....0-3.....H
.....W.....9-6.....H
.....W.....8-1.....H
1991.....W.....1-0.....N
1993.....W.....11-0.....H
.....W.....4-0.....H
1999.....W.....9-1.....H

## TROY: (FSU LEADS 27-12-1)

Home: 19-7... Away: 8-4-1... Neutral: 0-1
1995.....W.....3-1.....H
.....W.....3-0.....H
1996.....W.....5-2.....H
.....L.....1-2.....H
1997.....W.....3-2.....A
.....T.....1-1.....A
1998.....L.....0-5.....H
.....W.....5-4.....H
1999.....W.....6-1.....H
.....W.....7-0.....H
2000.....W.....2-1.....H
2001.....W.....11-0.....H
.....W.....1-0.....A
.....L.....1-2.....A
2002.....L.....2-4.....N
.....W.....7-2.....H
.....W.....9-1.....H
2003.....W.....8-3.....A
.....W.....7-1.....A
2004.....W.....11-2.....H
.....W.....6-2.....H
2005.....L.....3-5.....A
.....L.....1-3.....A
2006.....W.....4-3.....H
.....L.....2-4.....H
2007.....W.....5-3.....A
.....W.....4-2.....A
2008.....L.....1-3.....H
.....L.....0-3.....H
.....W.....3-2.....H
2009.....W.....2-0.....H
.....W.....8-0.....H
.....W.....1-0.....H
2012.....L.....3-4.....A
2013.....W.....12-6.....H
.....L.....3-6.....H
.....W.....8-0.....H
2015.....L.....4-6.....H
2017.....W.....9-3.....A
.....W.....2-0.....A

## TULSA: (TULSA LEADS 2-1)

Home: 0-2... Away: 1-0... Neutral: 0-0
2013.....L.....2-3 (8).....H
.....L.....1-4.....H
2016.....W.....8-0.....A

## UAB: (FSU LEADS 6-1)

Home: 5-0... Away: 0-0... Neutral: 0-1
2002.....W.....9-0.....H
.....W.....5-3.....H
.....W.....4-1.....H
2011.....L.....0-2.....N^
.....W.....13-1.....N^
2016.....W.....10-0.....H
.....W.....10-0.....H

## UCF: (FSU LEADS 17-5)

Home: 9-2... Away: 7-3... Neutral: 1-0
2002.....W.....10-2.....N
2003.....W.....2-1(9).....H
.....W.....2-0.....H
2004.....W.....2-1.....A
.....W.....3-2.....A
2005.....L.....1-2.....H
.....W.....1-0.....H
2006.....W.....2-0.....A
.....W.....8-2.....A
2007.....L.....0-1(12).....H
.....W.....8-3.....H
2008.....L.....0-2.....A



# SERIES RECORDS

.....	L	1-4	A
2010.....	W	6-1	A
2011.....	L	1-2	A
2012.....	W	6-2 (9)	H
2013.....	W	10-3	A
2014.....	W	6-1	H
2015.....	W	2-1	H^
.....	W	5-0	H^
2016.....	W	7-1	H
2017.....	W	4-0	A

**UCLA:**  
**(UCLA LEADS 8-6)**

Home: 0-0...Away: 1-0...Neutral: 5-8

1990.....	L	1-3	N%
1991.....	L	2-5	N
.....	L	0-1	N%
1994.....	L	0-3	N
1996.....	L	0-4	N
2000.....	L	0-3	N
.....	L	1-6	N^
.....	L	1-7	N^
2002.....	W	2-1 (9)	N%
2012.....	W	2-1	N^
2015.....	W	5-1	N
2016.....	W	3-0	A
.....	W	8-4	N%
2017.....	W	2-1	N

**ULM:**  
**(FSU LEADS 3-0-1)**

Home: 1-0...Away: 0-0-1...Neutral: 2-0

1984.....	T	0-0	A
1985.....	W	1-0	N
.....	W	10-1	N
1988.....	W	5-1	H

**UNLV:**  
**(FSU LEADS 5-1)**

Home: 0-0...Away: 0-0...Neutral: 5-1

1990.....	W	4-1	N%
1991.....	W	3-1	N%
1992.....	W	4-0	N^
1996.....	L	2-3	N
1999.....	W	9-6	N
2004.....	W	2-1	N

**USC UPSTATE:**  
**(FSU LEADS 1-0)**

Home: 1-0...Away: 0-0...Neutral: 0-0

2015.....	W	2-0	H
-----------	---	-----	---

**USF:**  
**FSU LEADS (40-13)**

Home: 14-4...Away: 16-7... Neutral: 10-2

1985.....	W	2-1	A
.....	L	3-4	A
.....	W	2-1	H
.....	W	2-1	H
.....	L	1-2	H
.....	W	1-0	A
.....	W	1-0	A
1986.....	W	1-0	H
.....	W	2-1	H
.....	W	3-0	N
1987.....	L	3-7	A
.....	W	5-4	N
.....	L	0-2	N
.....	W	1-0	N
1988.....	W	2-1	A
.....	W	8-5 (11)	A
.....	W	8-1	A
1989.....	W	4-2	H
.....	W	8-1	H
.....	W	2-0	N
1990.....	W	2-1	A
.....	W	4-1	A
.....	W	2-0	A
1991.....	W	2-0	A
.....	L	0-2	A
.....	W	6-5	N
.....	W	2-0	N
1992.....	W	5-1	A
.....	W	3-0	A
.....	W	1-0	H
1993.....	W	10-0	H
.....	W	7-0	H
.....	W	1-0	N
1994.....	W	2-0	N
.....	W	4-2	A

.....	W	6-5	A
1995.....	W	4-0	H
.....	L	3-4	H
.....	L	0-3	N
1996.....	W	1-0	A
.....	L	1-4	A
.....	W	3-1	N^
.....	W	6-0	N^
1997.....	L	3-4	H
.....	L	1-3	H
1998.....	W	2-1	A
.....	L	2-3	A
1999.....	L	1-2	A
.....	W	2-1	H
.....	W	5-1	H
2012.....	L	1-2	A
2014.....	W	2-0 (11)	H
.....	W	2-1	H

**UTAH:**  
**(UTAH LEADS 8-5)**

Home: 3-1...Away: 0-1...Neutral: 2-6

1986.....	L	2-6	N
1988.....	W	3-0	N
.....	L	4-8	N
1993.....	L	2-3	N
1997.....	L	2-6	N
1998.....	W	2-1	N
.....	L	1-4	N
1999.....	L	1-5	N
2005.....	L	5-8	A
2011.....	L	4-5	H
.....	W	7-3	H
2016.....	W	6-2	H&
.....	W	3-0	H&

**UTAH STATE:**  
**(FSU LEADS 3-1)**

Home: 0-0...Away: 0-0...Neutral: 3-1

1985.....	L	0-2	N
1994.....	W	5-3	N
1996.....	W	6-5	N
1999.....	W	12-3	N

**UTEP:**  
**(FSU LEADS 1-0)**

Home: 0-0...Away: 0-0...Neutral: 1-0

2014.....	W	8-0	N
-----------	---	-----	---

**VALPARAISO:**  
**(FSU LEADS 3-0)**

Home: 2-0...Away: 1-0...Neutral: 0-0

1986.....	W	5-0	H
.....	W	2-0	H
2016.....	W	16-5	A

**VILLANOVA:**  
**(VILLANOVA LEADS 1-0)**

Home: 0-0...Away: 0-0...Neutral: 0-1

2000.....	L	2-3	N
-----------	---	-----	---

**WASHINGTON**  
**(WASHINGTON LEADS 7-5)**

Home: 0-1...Away: 0-0...Neutral: 5-6

1996.....	L	6-13	N
.....	L	1-3	N
1997.....	L	3-8	N
1998.....	W	1-0	N
2002.....	L	4-6	H
.....	W	3-2	N
2004.....	W	7-1	N
.....	W	2-0	N%
2007.....	W	3-1	N
2008.....	L	3-4	N
2009.....	L	1-4	N
2013.....	L	0-2	N

**WEST FLORIDA:**  
**(FSU LEADS 47-4)**

Home: 21-2...Away: 24-2...Neutral: 2-0

1983.....	W	10-4	A
.....	W	10-9	A
.....	W	3-1	N
.....	W	17-4	H
.....	W	5-1	N
1986.....	W	5-0	H
.....	W	6-0	H

.....	W	3-0	A
.....	W	5-1	A
1987.....	W	1-0	A
.....	W	4-0	A
1988.....	W	1-0 (8)	H
.....	W	1-0	H
.....	W	5-3	A
.....	L	1-2	A
1989.....	W	3-2 (10)	H
.....	L	1-5	H
.....	W	3-2	A
.....	W	3-0	A
1990.....	W	1-0	H
.....	W	1-0	H
.....	W	2-0 (11)	A
.....	W	6-0	A
1991.....	W	4-3	H
.....	L	0-5	H
.....	W	1-0	A
.....	W	7-0	A
1992.....	W	2-0	H
.....	W	2-0	H
.....	W	6-0	A
.....	W	11-2	A
1993.....	W	6-1	H
.....	W	3-1	H
.....	W	5-0	A
.....	W	7-0	A
1994.....	W	10-0	H
.....	W	5-0	H
.....	L	1-4	A
.....	W	8-0	A
1995.....	W	8-0	A
.....	W	3-2	A
.....	W	9-3	H
.....	W	3-0	H
1996.....	W	8-0	H
.....	W	8-0	H
.....	W	6-0	A
.....	W	10-0	A
1998.....	W	9-3	A
.....	W	10-6	A
.....	W	2-1	H
.....	W	5-3	H

**WESTERN CAROLINA:**  
**(FSU LEADS 3-0)**

Home: 1-0...Away: 0-0...Neutral: 2-0

1981.....	W	1-0	N
.....	W	13-9	N
2012.....	W	9-1	H

**WESTERN ILLINOIS:**  
**(FSU LEADS 8-3)**

Home: 5-2...Away: 0-0...Neutral: 3-1

1984.....	L	1-3	H
.....	W	3-1	H
1985.....	W	1-0	H
.....	W	9-0	N
1986.....	W	11-0	H
.....	L	4-6	H
1989.....	W	5-2	N
1991.....	W	2-1	N
.....	W	2-1	H
1999.....	L	0-1	N
2006.....	W	11-6	H

**WESTERN KENTUCKY:**  
**(FSU LEADS 1-0)**

Home: 1-0...Away: 0-0...Neutral: 0-0

2015.....	W	2-1	H
-----------	---	-----	---

**WESTERN MICHIGAN**  
**(FSU LEADS 1-0)**

Home: 1-0...Away: 0-0...Neutral: 0-0

2006.....	W	2-1	H
-----------	---	-----	---

**WICHITA STATE:**  
**(FSU LEADS 1-0)**

Home: 0-0...Away: 0-0...Neutral: 1-0

1990.....	W	1-0	N
-----------	---	-----	---

**WINTHROP:**  
**(FSU LEADS 6-0)**

Home: 2-0...Away: 0-0...Neutral: 4-0

1987.....	W	8-0	N
1991.....	W	4-1	N
.....	W	2-0	H
.....	W	4-1	N
1992.....	W	3-1	N
2003.....	W	1-0	H

**WISCONSIN:**  
**(FSU LEADS 6-1)**

Home: 2-1...Away: 0-0...Neutral: 4-0

1997.....	L	3-12	H
2000.....	W	3-0	N
.....	W	6-5	N
2011.....	W	7-1	H
.....	W	9-0	H
2012.....	W	6-2	N
.....	W	2-1	N

**WRIGHT STATE:**  
**(FSU LEADS 1-0)**

Home: 0-0...Away: 0-0...Neutral: 1-0

1998.....	W	8-3	N
-----------	---	-----	---

**YALE:**  
**(FSU LEADS 1-0)**

Home: 0-0...Away: 0-0...Neutral: 1-0

1995.....	W	11-1	N
-----------	---	------	---

**YOUNGSTOWN STATE:**  
**(FSU LEADS 4-0)**

Home: 4-0...Away: 0-0...Neutral: 0-0

1997.....	W	8-2	H
.....	W	6-3	H
1998.....	W	1-0	H
.....	W	10-2	H

- \* ACC Conference game
- # ACC Championship game
- ^ NCAA Regional game
- & NCAA Super Regional game
- % NCAA Women's College World Series





1981 & 1982 AIAW NATIONAL CHAMPIONS • 30 NCAA APPEARANCES • 46 ALL-AMERICANS

# UNIVERSITY ADMINISTRATION




**JOHN THRASHER**  
UNIVERSITY PRESIDENT



**STAN WILCOX**  
VICE PRESIDENT/  
DIRECTOR OF ATHLETICS



**CINDY HARTMANN**  
DEPUTY DIRECTOR OF ATHLETICS  
FOR ADMINISTRATION



**KARL HICKS**  
DEPUTY DIRECTOR OF ATHLETICS  
FOR EXTERNAL OPERATIONS



**VANESSA FUCHS**  
SENIOR ASSOCIATE  
ATHLETICS DIRECTOR/SWA



**DR. GREG BEAUMONT**  
SENIOR ASSOCIATE ATHLETICS  
DIRECTOR/ASSOCIATE DEAN



**JIM CURRY**  
SENIOR ASSOCIATE ATHLETICS  
DIRECTOR FOR GOVERNANCE &  
COMPLIANCE



**MATT BEHNKE**  
SENIOR ASSOCIATE ATHLETICS  
DIRECTOR FOR BUSINESS/CFO



**MICHELLE OSBORNE**  
ASSOCIATE GENERAL COUNSEL  
FOR ATHLETICS



**PAMELA L. PERREWÉ**  
FACULTY ATHLETICS  
REPRESENTATIVE

## 2017-18 FLORIDA STATE BOARD OF TRUSTEES



**Edward E. "Ed"  
Burr, Chair**



**Todd  
Adams**



**Maximo  
Alvarez**



**Kathryn  
Ballard**



**William "Billy"  
Buzzett**




**Emily Fleming "June"  
Duda**




**Jorge  
Gonzalez**



**Jim W.  
Henderson**



**Kyle  
Hill**



**Mark  
Hillis**



**Craig  
Mateer**



**Bob  
Sasser**



**Brent W.  
Semblor**





# MEDIA INFORMATION

## A NOTE TO THE MEDIA, FANS AND OPPONENTS

Florida State Assistant Sports Information Director Scott Moriak is ready to assist you with any questions or requests you may have about the 2018 Seminole softball program, almanac, coaches and student-athletes. Please do not hesitate to contact the FSU Sports Information office if we can further assist you.

## PLAYERS & COACHES INTERVIEWS

All players and coaches interviews should be arranged through the sports information office by contacting Scott Moriak at (715) 641-0365 at least 24 hours in advance. Student-athlete's phone numbers will not be released. Media may not contact any student-athlete through the use of social media, including Facebook and Twitter.

## HOW TO COVER THE SEMINOLES

Members of the media are supplied with weekly press releases, including updated statistics, as well as conference and national rankings and information on upcoming games. This information may be obtained in the sports information office and will be updated after every game at [www.seminoles.com](http://www.seminoles.com).

## WHERE THE HOME GAMES WILL BE

All of the 2018 softball home games take place on JoAnne Graf Field at the Seminole Softball Complex (capacity 1,000). Media should notify the sports information office prior to home games if they plan to attend. Any accredited photographer wishing to shoot the matches must check in with Scott Moriak prior to game day.

## FSU ON THE WEB

All the game stories, updated stats, weekly releases and Seminole softball news you could ever ask for is available 24 hours a day, 365 days a year at [Seminoles.com](http://Seminoles.com). The official FSU athletics Web site is your first stop for all the information you could ever need on the Seminole softball team and is updated immediately following each game.


## FOLLOW FSU SOFTBALL ON SOCIAL MEDIA

Media and fans are encouraged to follow @FSU\_Softball on the team's official Twitter page and Facebook ([Facebook.com/FSUSoftball](http://Facebook.com/FSUSoftball)) for instantaneous information surrounding the squad. FSU softball also has accounts on Snapchat ([fsu\\_softball](https://www.snapchat.com/add/fsu_softball)) and Instagram ([fsusoftball](https://www.instagram.com/fsusoftball)). Throughout the 2018 regular season, in-game tweeting will be provided in addition to livestats on [Statbroadcast.com](http://Statbroadcast.com).

## SEMINOLE RADIO

Florida State softball will broadcast play-by-play of non-televized games through a streaming radio broadcast on [Seminoles.com](http://Seminoles.com). The service will bring you live updates of the 2018 season, both at home and on the road.

## SPORTS INFORMATION DIRECTORY



**Scott Moriak**  
Assistant SID/Soccer



**Elliott Finebloom**  
Asst. AD/SID & Digital Media



**Chuck Walsh**  
Deputy SID



**Derek Satterfield**  
Director of Football Communications



**Bob Thomas**  
Associate SID



**Kelsey Bibik**  
Assistant SID




**Steven McCartney**  
Assistant SID



**Christa Salerno**  
Football Media Coordinator/  
Assistant SID



**Steve Stone**  
Assistant SID



**Bret Clein**  
SID Assistant

**Contact Us At:** Phone: 850-644-1403 / Fax: 850-644-3820

**Address Inquiries To:**  
Florida State Sports Information  
PO Drawer 2195  
Tallahassee, FL 32316

**Ship Overnight Packages To:**  
Florida State Sports Information  
403 Stadium Drive West, Room D0107  
Tallahassee, FL 32306

## DIGITAL MEDIA DIRECTORY



**Corrina Dolan**  
Digital Media Producer



**Layne Herdt**  
Assistant Director



**Tim Linafelt**  
Senior Writer



**Eric Todoroff**  
Director of Digital & Social Media



1981 & 1982 AIAW NATIONAL CHAMPIONS • 30 NCAA APPEARANCES • 46 ALL-AMERICANS

# 2018 TEAM PHOTO ROSTER



**1**  
**Dani Morgan**  
SO - UT  
Newnan, Ga.



**2**  
**Morgan Klavemann**  
SR - OF  
Refugio, Texas



**4**  
**Savanna Copeland**  
FR - P  
Fishers, Ind.



**5**  
**Elizabeth Mason**  
R-FR - C  
Tampa, Fla.



**6**  
**Zoe Casas**  
JR - OF  
Rialto, Calif.



**8**  
**Korina Rosario**  
SR - OF  
Pensacola, Fla.



**9**  
**Deja Bush**  
R-SO - OF  
Davie, Fla.



**10**  
**Cali Harrod**  
JR - UT  
Ephesus, Ga.



**11**  
**Rock Benavides**  
FR - UT  
Corpus Christi, Texas



**12**  
**Carsyn Gordon**  
JR - UT  
Miami, Fla.



**13**  
**Anna Shelnett**  
SO - C/3B  
Franklin, Ga.



**16**  
**Mackenzie Puckett**  
FR - UT  
Cairo, Ga.



**18**  
**Madison Kennedy**  
FR - C/OF  
Baker County, Fla.



**20**  
**Kylee Hanson**  
R-SR - P  
Jupiter, Fla./FAU



**21**  
**Sabrina Stutsman**  
R-SO - UT  
Windermere, Fla.



**22**  
**Abby Evans**  
JR - P  
Marietta, Ga.



**23**  
**Tessa Daniels**  
JR - 1B/P  
Auburn, Ga.



**24**  
**Sydney Sherrill**  
FR - UT  
Moore, Okla.



**26**  
**Leslie Farris**  
SO - INF  
St. Johns, Fla.



**30**  
**Jessica Warren**  
SR - INF  
Tampa, Fla.



**48**  
**Meghan King**  
R-JR - P  
Parkland, Fla.



**70**  
**Cassidy Davis**  
SO - P/UT  
Valrico, Fla.




**HG**  
**Lonni Alameda**  
Head Coach



**AG**  
**Travis Wilson**  
Assistant Coach



**AG**  
**Craig Snider**  
Assistant Coach



## FEBRUARY

BOBCAT CLASSIC 8TH-11TH

FLORIDA A&M 14TH

ACC/BIG TEN CHALLENGE 16TH-18TH

MCNEESE 20TH

SOUTH ALABAMA 21ST

EASTON BAMA BASH 23RD-25TH

## MARCH

UNCONQUERED INVITATIONAL 2ND-4TH

PENN 8TH

NORTH FLORIDA 10TH

VIRGINIA TECH 16TH-18TH\*

TROY 21ST

SYRACUSE 23RD-25TH\*

GEORGIA TECH 30TH-APR. 1ST\*

## APRIL

LOUISIANA 4TH

PITT 6TH-8TH\*

FLORIDA 11TH

BOSTON COLLEGE 13TH-15TH\*

LOUISVILLE 21ST-23RD\*

FLORIDA 25TH

NOTRE DAME 27TH-29TH\*

## MAY

NC STATE 4TH-6TH\*

ACC TOURNAMENT 9TH-13TH

NCAA REGIONALS 17TH-20TH

NCAA SUPER REGIONALS 25TH-27TH

WOMENS COLLEGE WORLD SERIES MAY 31ST-JUNE 6TH

■ HOME

■ AWAY

\* ACC GAME