




FLORIDA STATE

SOFTBALL

2017 MEDIA GUIDE



TABLE OF CONTENTS



2017 Florida State Softball

Table of Contents.....	1
This is FSU: Tradition.....	2
This is FSU: Community/Academics.....	3
This is FSU: Facilities.....	4
This is FSU: Dugout Club.....	5
#FSACC (Five Core Values).....	6
2014 WCWS.....	7
2016 WCWS.....	8
2016 Softball Quick Facts.....	9
2016 Roster.....	10
Play For Those Who Can't.....	11

Student-Athletes

Jessica Burroughs.....	12-13
Sydney Broderick.....	14-15
Ellie Cooper.....	16-17
Alex Powers.....	18-19
Lauren Harris.....	20
Korina Rosario.....	21
Morgan Klaevemann.....	22-23
Jessica Warren.....	24-25
Meghan King.....	26
Zoe Casas.....	27
Tessa Daniels.....	28
Abby Evans.....	29
Carsyn Gordon.....	30
Cali Harrod.....	31
Deja Bush/Sabrina Stutsman/Cassidy Davis.....	32
Leslie Farris, Elizabeth Mason, Dani Morgan, Anna Shelnut.....	33

Coaching Staff

Head Coach Lonni Alameda.....	34-37
Assistant Coach Travis Wilson.....	38-39
Assistant Coach Craig Snider.....	40-41
Volunteer Coach Carlton Salters.....	42
2017 Softball TRIBE.....	42
Softball Support Staff.....	43

2016 Review

2016 Season In Review.....	44-45
2016 Final Statistics.....	46
2016 ACC Standings and Results.....	47
2016 Team Game Highs.....	48
2016 Individual Game Highs.....	49
2016 Game-By-Game Results.....	50
Last Time It Happened.....	51

History of the Program

Hall of Fame & All-Americans.....	52
Honors and Awards.....	53-56
All-Time Letterwinners.....	57
Pro & International Players.....	58
1981 & 1982 National Champions..	59
Dr. JoAnne Graf.....	60

Results & Records

NCAA Records.....	61-62
Team & Individual Records.....	63
All-Time Top 10.....	64
Single Season Top 10.....	65
Yearly Leaders.....	66-67
Yearly Team Statistics.....	68-69
All-Time Postseason Results.....	70
Year By Year Results.....	71-80
Series Records.....	81-89

Florida State Information

University Administration.....	90
Media Information.....	91
2017 Team Photo Roster.....	92



CREDITS

The 2017 Florida State Softball Almanac is a publication of the FSU Sports Information Office. Written and edited by Scott Moriak. Page template and headers designed by Grant Hawkins Design, while the cover pages are designed by Ross Shackelford. Page layout by Scott Moriak. Featured photographers: Ryals Lee, Maury Neipris, Phil Kelly, Steve Moakley, Larry Novey, Jordan Culver/Tallahassee Democrat, Perrone Ford, Colin Abbey, Don Juan Moore and Ross Obley.



1981 & 1982 AIAW NATIONAL CHAMPIONS • 29 NCAA APPEARANCES • 42 ALL-AMERICANS

THIS IS FLORIDA STATE SOFTBALL

A WORLD-CLASS PROGRAM BUILT ON TRADITION



Florida State has been a mainstay in the collegiate softball scene since being one of the pioneer programs of the sport in 1978. Over the last 39 years, the Seminole program has done its part to help grow the game exponentially in that time span by churning out several All-America players, staffing quality coaches and stringing together many impressive seasons, including a trip to the 2014 and 2016 Women's College World Series.

With the 2017 season marking head coach Lonni Alameda's ninth as the Seminole skipper, the direction of the program continues to stay on the right path. Forty-win seasons continue to be a staple of the program, with 33 in the program's 39 years, including 16 50-win seasons. NCAA Championship appearances are always expected, with the Seminoles being one of just nine schools to make an NCAA Regional in every year since 2000.

Historically, there are not many programs that can match the numbers put up by Florida State: 14 Atlantic Coast Conference titles, nine NCAA Women's College World Series appearances, two AIAW national titles, 30 All-Americans with 42 total All-America honors and 29 NCAA Championship appearances.

Being a Florida State softball student-athlete does not mean the sole focus is just on the field. Joining the program puts you in an instantaneous family that is fostered by a fun-loving coaching staff that brings out the best in each player through team-building activities.

In addition to the years of tradition etched in the Florida State softball program, the concept of team never holds a greater meaning than for those dressed in Garnet and Gold. Led by Alameda's fun yet focused approach, Florida State softball student-athletes leave their careers with life-long memories.



NINE WOMEN'S COLLEGE WORLD SERIES APPEARANCES • 14 ACC CHAMPIONSHIPS

THIS IS FLORIDA STATE SOFTBALL

COMMUNITY AND ACADEMIC PRIORITIES



Community and Academic Success

- Seminole Softball completed over 1,000 hours of community service in the last academic year; a testament to the hard work and commitment of the FSU softball coaches and players.
- The Seminoles recorded a 100 percent participation rate in a variety of activities, including Literacy Week, National Student-Athlete Day, Miracle League Softball, as well as meeting with cancer patients at Tallahassee Memorial Healthcare.
- The Noles also “adopted” Madison Marshall in 2016 through a partnership with the Friends of Jaclyn Foundation. The 16-year old from Clarksville, Fla., found out she had had brain cancer in 2015.
- FSU earned the Golden Nole award in 2014 and 2015, given to the program with the highest amount of community service hours per student-athlete.
- A team leadership group, known as The Tribe, meets weekly to help promote group activity among the team. The leadership council helps coordinate activities such as Dugout Club Socials, seasonal newsletters, community service activities and more.
- The program carries several All-ACC Academic Honor Roll students, All-ACC Academic team members, postgraduate scholarship winners, CoSIDA/ESPN All-District and All-American performers.
- The Seminoles placed three student-athletes on the 2016 All-ACC Academic Softball Team - Ellie Cooper, Morgan Klaevemann and Meghan King.
- Kelly Hensley earned the 2013 ACC Scholar Athlete of the Year award for her success both on and off the field.
- The Seminoles have also committed to cleaning a portion of Tallahassee’s Tarpe Street as part of Florida’s Adopt-A-Highway program.



1981 & 1982 AIAW NATIONAL CHAMPIONS • 29 NCAA APPEARANCES • 42 ALL-AMERICANS

THIS IS FLORIDA STATE SOFTBALL

FACILITIES SECOND TO NONE



The Seminole Softball Complex

- Known as one of NCAA softball's best venues, JoAnne Graf Field at the Seminole Softball Complex is a modernized athletic facility that caters quite well to student-athletes, coaches and fans.
- Since opening in 1999, Florida State has enjoyed the benefits of playing on their home field. The Seminoles have recorded 465 victories in their 17 years at JoAnne Graf Field.
- The complex's unique design was featured in Athletic Business Magazine's 2002 Architectural Showcase.
- Approaching nearly 12,000 square feet, the FSU Softball batting facility is functional, unique and aesthetically pleasing.
- The facility, which was awarded the 2011 AIA Tallahassee Chapter Design Achievement Honor Award, is endorsed for its combination of external features, comfortable nature and multiple purposes within the sport of softball.
- The near million dollar facility that was spear-headed by architects Lewis + Whitlock is a beacon for future player development, while providing safety from inclement weather.
- The updated batting cage facility allows for training in any kind of weather or environment. There are four batting cages and four bullpen slots on the ground floor, while the second floor is an open space with artificial turf that can be used in multiple ways.
- The Mary Ann Stiles & Barry Smith team building is the home of the Florida State softball and soccer teams. It houses the coaches' offices, which overlook the soccer and softball fields, a reception area, large team and coaches locker rooms, a visiting team locker room and training and equipment rooms.
- One of FSU's most celebrated and renowned alumni couples, Mary Ann Stiles and Barry Smith epitomize the ultimate in professional and athletic achievement. A pioneer in fundraising for women's athletics, Mary Ann Stiles was among the first Golden Chiefs to financially support the women's programs at Florida State. Barry Smith was instrumental in building the Varsity Club and was one of the first inductees into FSU's Hall of Fame.
- The second floor includes additional office space, meeting rooms, tradition space, a classroom furnished with transferable desks and chairs, dry-erase boards, projection screen.
- In 2015, FSU finished remodeling the lower level, complete with an all-new locker room, as well as an updated training room with brand new contrast baths.





NINE WOMEN'S COLLEGE WORLD SERIES APPEARANCES • 14 ACC CHAMPIONSHIPS

THIS IS FLORIDA STATE SOFTBALL DUGOUT CLUB



FSU Softball Dugout Club

- The Seminole booster organization, the Dugout Club, is a key part to the success of Florida State softball.
- Fans can support head coach Lonni Alameda and the Seminoles by joining the Dugout Club. The Dugout Club helps the softball program directly by providing supplemental items that are not covered in the softball budget. There are seven different levels of membership, ranging from \$50 (Spear Member) to \$5,000 (Locker Room Legacy Society).

Dugout Club members get the chance to throw out the first pitch at games, meet with the team, travel to away games, attend preseason and postseason banquets and celebrate our graduates with the Senior Send-Off.

The 2017 events for the Dugout Club and Alumni are:

- Preseason Dinner - February 9
- Alumni Weekend - March 3-5
- Senior Send-Off - April 30
- End of the Year Banquet - May 18

For more information on the Dugout Club, contact Alex Douglas at adouglas2@fsu.edu or (850) 645-9836.





#FSACC

FIVE CORE VALUES OF FLORIDA STATE SOFTBALL

F

FAMILY – When you play softball at Florida State, you don't just play for a team, you play for a family. Each person cares for their teammates as if they were a sister, committing to each other through thick and thin. As members of an extended softball family, each one motivates the other and enjoys seeing them succeed. When issues arise, communication is key and allows for a loving relationship that creates a bond that results in an entire team of student-athletes fighting for each other, both on and off the field to be the best they can be.

S

SMART – Being smart, in a wide variety of disciplines, is a cornerstone of the Florida State softball program. In school, it allows you to achieve a degree and plan for a future after softball. At practice, it means training with a purpose, honing your skills and gaining experience by not just going through the motions. In the game, it means having a plan at plate offensively or a pitching and defensive shift plan for opposing hitters based on various scouting reports. Off the field, it means making wise decisions with time management and other activities to be able to be at your best.

A

AGGRESSIVE – You aren't just given things in life, you must aggressively pursue your dreams in order to achieve them. Being aggressive means taking that extra base on a ball in the gap, stealing second when you need to get a runner into scoring position, heading to your teacher's office hours to talk about things you may not have understood in class, going after a hitter with your best pitch in the best location and challenging yourself to become the best you can be because you are passionate about helping the team succeed.

C

COMPETITIVE – A team-based sport is one of the most competitive dynamic there is in life. To be successful, you need to be competitive in many areas. We strive to be competitive on the field, winning individual games, along with conference and national championships. We are competitive with each other on the team, knowing that we make each other better as each one raises their level of skill and accomplishments. We are also competitive off the field, in the classroom and in the workforce as there are many who would seek to be where we are, but only few will attain it.

C

COMMITTED – The previous four core values mean nothing unless everyone is committed to it. Obstacles and challenges will come up. Losses on the field and issues off of it will occur and cause problems that will need to be addressed. But when we are committed - to each other, to the team, to the goals that have been set - very little can disrupt our goals and pursuits. A unified force with a united passion is very difficult to stop and our commitment to the vision and the process will enable us to be successful.



Core Values Shape Culture

- The Seminole Softball team has incorporated these values into all areas of team life, both on and off the field.
- In the fall of 2015 and 2016, FSU experienced "The Program", a two-day boot camp event where the team worked on communication, problem solving, endurance, perseverance, paying attention to details and teamwork while accomplishing tasks on the field and in a pool. This event is where we found the motto for each season, in "Right Knee Down" (2016), and "SPARK" (2017).
- Each helps signify that the small details and small amounts of effort can result in greater things when allowed to grow and develop.
- The Seminoles also start each game and practice at "The GATE", which at JoAnne Graf Field is a physical gate, but it helps to focus on being present for the team, allowing outside distractions to stay outside and to "Give your All to the Team Everyday."



NINE WOMEN'S COLLEGE WORLD SERIES APPEARANCES • 14 ACC CHAMPIONSHIPS

2014 WOMEN'S COLLEGE WORLD SERIES

For the first time since 2004, the Florida State Seminoles advanced to Oklahoma City, Okla., for the Women's College World Series. It marked the first time that FSU had reached the WCWS since the NCAA updated the tournament to include the super regional round in 2005.

Making the World Series seemed unlikely for FSU as it lost game one of the Tallahassee Super Regional by a score of 17-3 to No. 13 Michigan. It set the record for most runs allowed in Seminole history and the 14 run margin of defeat was the largest ever.

Refusing to concede the series defeat, Florida State came out and shutout the Wolverines in game two of the series, 6-0, and were tied 2-2 in the bottom of the seventh inning of game three before senior outfielder Courtney Senas blasted a two-run walk-off home run to deep left center to end the game but begin the celebration at home plate.



Once in OKC, the Seminoles got down to work to continue their impressive season which included the program's 12th ACC Championship and FSU's 24 conference wins set a single-season record in the ACC.

Several Noles were honored with weekly, conference and regional accolades throughout the season, but the final award was given to junior pitcher Lacey Waldrop at the WCWS banquet on the 50th floor of the Devon Tower. Waldrop earned the 2014 USA Softball National Player of the Year award, becoming FSU's second winner of the award following Jessica van der Linden in 2004. Florida State is also the only school with multiple winners of the award.

The first opponent for Florida State was No. 1 Oregon. Junior shortstop and NFCA First Team All-American Maddie O'Brien led off the game with a single to center and Senas followed later the inning with a walk but



the Noles were unable to score a run. Oregon's starting pitcher would only allow two other baserunners for the rest of the game. Waldrop allowed three runs in 5.0 innings as the Seminoles lost to the Ducks, 3-0, to fall into the loser's bracket.

Two days later, FSU faced Baylor in an elimination game. Alex Kossoff led the Noles at the plate, going 2-for-3 with a run scored, including a nice bunt single in the third. However, FSU was unable to capitalize on its chances in the same way that Baylor did. Home runs by BU shortstop Jordan Strickland in the second and sixth inning accounted for four of the seven runs in the contest as Baylor eliminated Florida State from the World Series with a 7-2 victory.

While it was the best season in a decade, and one of the best in program history, the Seminoles know that they have the talent and passion to not only return to OKC and the Women's College World Series in the future, but that they have the goal of finishing the job and being the last team standing as the National Champion.





1981 & 1982 AIAW NATIONAL CHAMPIONS • 29 NCAA APPEARANCES • 42 ALL-AMERICANS

2016 WOMEN'S COLLEGE WORLD SERIES

For the second time in three seasons, FSU softball returned to Oklahoma City and the Women's College World Series after earning an NCAA Super Regional sweep of Utah at JoAnne Graf Field on May 27-28. It marked the ninth time overall in program history that Florida State has reached the WCWS.

Prior to the games getting underway, a trio of Noles were honored for their success as Alex Powers, Jessica Burroughs and Jessica Warren received All-America honors from the National Fastpitch Coaches Association. It marked the sixth time that Florida State had earned three All-Americans in one season and the first time that all three returned for the next season. Powers and Burroughs also received 2016 ACC Player and Pitcher of the Year honors, respectively.




The Seminoles opened up the 2016 WCWS with a game against No. 15 Georgia. After breaking out to a 2-0 lead on a first-inning home run by Warren, FSU allowed the Bulldogs back into the game with three total errors in the second and third innings as Georgia took a 4-2 lead. A two-run home run in the sixth inning by Alex Powers tied the game at 4-4, but another FSU defensive error (a WCWS record-tying seventh error of the game) allowed Georgia to score an unearned run in the seventh inning to win 5-4 to send FSU to the loser's bracket.

On Elimination Saturday, Florida State battled back with a win over No. 14 UCLA, taking down the Bruins by a score of 8-4. After starter Meghan King allowed a first-inning grand slam to UCLA, Jessica Burroughs came in relief and retired 19 of the last 21 UCLA batters as FSU scored multiple runs in the second, third and fifth innings to complete the comeback victory and continue on in the 2016 WCWS.

As weather caused problems for games in OKC, the next contest between No. 7 FSU and No. 2 Michigan was forced to move to Sunday, June 5. In what became a pitcher's duel, both teams struggled to get their offense going as each squad only had five baserunners reach base for the entire game. A single to lead off the third by Alex Kossoff, followed by a walk to FSU's Morgan Klaevemann, a fielder's choice by Jessica Warren and a walk to Alex Powers loaded the bases for Sydney Broderick. A wild pitch by U-M's Megan Betsa allowed Klaevemann to dash home, scoring the only run of the game as FSU held on for the 1-0 victory. The win over No. 2 Michigan was the highest ranked win for head coach Lonni Alameda in her eight seasons at FSU.

Reaching the WCWS semifinals for the third time in school history, FSU continued with a game against No. 5 Auburn on Sunday night. In a back-and-forth fight, both teams battled as a spot in the Championship finals was on the line. FSU struck first with a run in the top of the first, but Auburn scored three in the bottom of the inning. The Noles tied it up at 3-3 in the second and took a 4-3 lead on an RBI single by Carsyn Gordon in the third, but the Tigers answered with three runs in the bottom of the third for a 6-4 advantage.

A solo home run in the fourth gave Auburn a 7-4 lead, but the Noles would not give up until their final at bat. Freshman Cali Harrod tied the game with a three-run home run in the seventh inning to force extra innings. Despite getting a runner to second with one out in the eighth, FSU was unable to push across a run. In the bottom of the inning Auburn hit a leadoff single, and along with an FSU error, put the winning run on third with no body out. A fielder's choice to third base drove in the winning run, giving Auburn a 8-7 win and sending them to the WCWS Championship Series.





2017 QUICK FACTS

LocationTallahassee, Fla.
 Founded..... 1851
 Enrollment.....41,473
 Symbol Seminoles
 Colors..... Garnet and Gold
 Conference Atlantic Coast
 President.....John Thrasher
 Athletics Director.....Stan Wilcox

Head Coach.....Lonni Alameda
 Alma Mater.....Oklahoma '93
 Career Record 527-288-1 (13 years)
 FSU Record 370-130 (Eight years)
 Assistant Coach.....Travis Wilson
 Alma Mater.....Canterbury '96
 Assistant Coach.....Craig Snider
 Alma Mater.....Centenary '05

Home Field JoAnne Graf Field
 Dimensions.....Lines - 200', Center - 220'
 Capacity 1,000
 Press Box Phone850-645-3245

First Year of Softball 1978
 All-Time Record1,853-639-5
 ACC Titles 14*
 *includes tie with Maryland in 1997
 National Titles (AIAW).....2
 NCAA Regional Appearances.....29
 NCAA Super Regional Appearances.....5
 WCWS Appearances.....9
 NCAA Tournament Record 69-64

2016 Record 55-10
 2016 ACC Record21-2
 2016 ACC Finish.....1st (Tournament)
 1st (Regular Season)

Starters R/L.....9/1
 Pitchers R/L.....4/0
 Letterwinners R/L.....15/8
 Newcomers.....5

Softball Oversight.....Cindy Hartmann
 Softball SID.....Scott Moriak
 Moriak's email.....smoriak@fsu.edu
 Moriak's Office850-644-2016
 Moriak's Cell.....715-641-0365
 SID Office Fax.....850.644.3820
 Websiteseminoles.com
 Mailing Address.....403 Stadium Drive W.
Tallahassee, FL 32306

Twitter.....@FSU_Softball
 Facebook...../FSUSoftball
 Instagram...../fsusoftball
 Snapchat...../fsu_softball
 Periscope...../FSU_Softball
 Streaming Radio.....Seminoles.com

SEMINOLES BY STATE

Florida (11)

Deja Bush Davie
 Cassidy Davis Valrico
 Leslie Farris St. Johns
 Carsyn Gordon Palmetto Bay
 Lauren Harris.....St. Cloud
 Meghan King Parkland
 Elizabeth Mason Tampa
 Alex Powers Melbourne
 Korina Rosario Pensacola
 Sabrina Stutsman Windermere
 Jessica Warren Tampa

California (1)

Zoe Casas Rialto

Georgia (6)

Jessica Burroughs Warner Robins
 Tessa Daniels.....Auburn
 Abby Evans Marietta
 Cali Harrod.....Roopville
 Dani Morgan.....Newnan
 Anna Shelnett.....Franklin

Missouri (1)

Ellie Cooper Fenton

Texas (1)

Morgan Klaevemann.....Refugio

Virginia (1)

Sydney Broderick.....Ashburn

SEMINOLES BY POSITION

Outfield (5)

Deja Bush, Zoe Casas, Lauren Harris,
 Morgan Klaevemann, Korina Rosario

Infield (6)

Ellie Cooper, Tessa Daniels,
 Leslie Farris, Cali Harrod,
 Alex Powers, Jessica Warren

Catchers (3)

Sydney Broderick, Elizabeth Mason,
 Anna Shelnett

Pitchers (5)

Jessica Burroughs, Tessa Daniels,
 Cassidy Davis, Abby Evans,
 Meghan King

Utility (3)

Carsyn Gordon, Dani Morgan,
 Sabrina Stutsman

SEMINOLES BY CLASS

Freshmen (7)

Deja Bush, Cassidy Davis,
 Leslie Farris, Elizabeth Mason,
 Dani Morgan, Anna Shelnett,
 Sabrina Stutsman

Sophomores (6)


Zoe Casas, Tessa Daniels,
 Abby Evans, Carsyn Gordon,
 Cali Harrod, Meghan King,

Juniors (3)

Morgan Klaevemann, Korina Rosario,
 Jessica Warren

Seniors (5)

Sydney Broderick, Jessica Burroughs,
 Ellie Cooper, Lauren Harris,
 Alex Powers





2017 SOFTBALL ROSTER

NUMERICAL

No.	Name	B/T	Pos.	Yr.	Hometown/Prev. School
1	Dani Morgan	R/R	UT	Fr.	Newnan, Ga. / East Coweta
2	Morgan Klaevemann	L/R	OF	Jr.	Refugio, Texas / Refugio
6	Zoe Casas	L/L	OF	So.	Rialto, Calif. / Aquinas
8	Korina Rosario	L/L	OF/P	Jr.	Pensacola, Fla. / West Florida
9	Deja Bush	L/R	OF	RFr.	Davie, Fla. / Charles W. Flanagan
10	Cali Harrod	R/R	UT	So.	Roopville, Ga. / Heard County
11	Alex Powers	L/R	1B	RSr.	Melbourne, Fla. / Eau Gallie
12	Carsyn Gordon	R/R	INF	So.	Miami, Fla. / Coral Reef
13	Anna Shelnett	R/R	C/3B	Fr.	Franklin, Ga. / Heard County
14	Ellie Cooper	L/R	INF	Sr.	Fenton, Mo. / Rockwood Summit
16	Jessica Burroughs	R/R	P	RSr.	Warner Robins, Ga. / Houston County
21	Sabrina Stutsman	L/R	UT	RFr.	Windermere, Fla. / West Orange
22	Abby Evans	R/R	P	So.	Marietta, Ga. / Hillgrove
23	Tessa Daniels	L/L	1B/P	So.	Auburn, Ga. / Buford
25	Elizabeth Mason	R/R	C	Fr.	Tampa, Fla. / Gaither
26	Leslie Farris	R/R	INF	Fr.	St. Johns, Fla. / Creekside
30	Jessica Warren	R/R	INF	Jr.	Tampa, Fla. / Alonso
34	Sydney Broderick	L/L	C	Sr.	Ashburn, Va. / BYU / Stone Bridge
44	Lauren Harris	R/R	OF	Sr.	St. Cloud, Fla. / Harmony
48	Meghan King	R/L	P	RSO.	Parkland, Fla. / St. Thomas Aquinas
70	Cassidy Davis	R/R	P/UT	Fr.	Valrico, Fla. / Newsome

ALPHABETICAL

No.	Name	B/T	Pos.	Yr.	Hometown/Prev. School
34	Sydney Broderick	L/L	C	5-5	Sr. Ashburn, Va. / BYU / Stone Bridge
16	Jessica Burroughs	R/R	P	5-9	RSr. Warner Robins, Ga. / Houston County
9	Deja Bush	L/R	OF	5-5	RFr. Davie, Fla. / Charles W. Flanagan
6	Zoe Casas	L/L	OF	5-7	So. Rialto, Calif. / Aquinas
14	Ellie Cooper	L/R	INF	5-7	Sr. Fenton, Mo. / Rockwood Summit
23	Tessa Daniels	L/L	1B/P	5-6	So. Auburn, Ga. / Buford
70	Cassidy Davis	R/R	P/UT	5-9	Fr. Valrico, Fla. / Newsome
22	Abby Evans	R/R	P	5-8	So. Marietta, Ga. / Hillgrove
26	Leslie Farris	R/R	INF	5-4	Fr. St. Johns, Fla. / Creekside
12	Carsyn Gordon	R/R	INF	5-9	So. Miami, Fla. / Coral Reef
44	Lauren Harris	R/R	OF	5-6	Sr. St. Cloud, Fla. / Harmony
10	Cali Harrod	R/R	UT	5-7	So. Roopville, Ga. / Heard County
48	Meghan King	R/L	P	5-9	RSO. Parkland, Fla. / St. Thomas Aquinas
2	Morgan Klaevemann	L/R	OF	5-2	Jr. Refugio, Texas / Refugio
25	Elizabeth Mason	R/R	C	5-8	Fr. Tampa, Fla. / Gaither
1	Dani Morgan	R/R	UT	5-6	Fr. Newnan, Ga. / East Coweta
11	Alex Powers	L/R	1B	5-7	RSr. Melbourne, Fla. / Eau Gallie
8	Korina Rosario	L/L	OF/P	5-4	Jr. Pensacola, Fla. / West Florida
13	Anna Shelnett	R/R	C/3B	5-4	Fr. Franklin, Ga. / Heard County
21	Sabrina Stutsman	L/R	UT	5-5	RFr. Windermere, Fla. / West Orange
30	Jessica Warren	R/R	INF	5-4	Jr. Tampa, Fla. / Alonso

Head Coach - Lonni Alameda (Oklahoma, 1993)
 Assistant Coach - Travis Wilson (University of Canterbury, 1996)
 Assistant Coach - Craig Snider (Centenary, 2005)
 Volunteer Assistant Coach - Carlton Salters (Arkansas, 2016)

Pronunciation guide

2	Morgan Klaevemann	CLEYV-man	9	Deja Bush	DAY-zhah
6	Zoe Casas	Zo-ee CASS-sus	12	Carsyn Gordon	Carson
8	Korina Rosario	Co-REENA Ro-zahr-eeo	26	Leslie Farris	Ferris
Head Coach Lonni Alameda		Al-uh-mee-duh			



“PLAY FOR THOSE WHO CAN'T”

One of the foundational principles that Florida State softball is built on is, “Play for those who can’t.” The Seminoles have displayed that throughout the years, including recently with people like Taylor Foster, Madison Marshall and Monk Bonasorte.

Taylor Foster became part of the FSU family in 2013 through a connection with the ACC, and despite growing up in North Carolina, dreamed of playing softball for the Seminoles. Foster was diagnosed with bone cancer in at the age of 13 and her passion and enthusiasm in the face of such adversity never faltered. The Noles would routinely stop by to see Taylor and her family when playing NC area schools and the players and coaches would often keep touch via calls, texts and video chats. After her passing in April of 2014, an annual memorial tournament and camp was started and organized by FSU softball players, coaches and support staff for youth in North Carolina to share Taylor’s passion for the game and tell of her legacy.

In 2016, and through a partnership with The Friends of Jaclyn Foundation, FSU softball adopted Madison Marshall who had been diagnosed with a brain tumor in 2014 at the age of 14. The Friends of Jaclyn Foundation was created in 2005 and pairs children with pediatric brain tumors with collegiate sports teams, as they have seen the symbiotic relationships that are formed help both the child going through such a difficult situation, but also the teams that are able to come along side a family and help them fight and learn a new appreciation and perspective on life.

Monk Bonasorte, one of the main FSU athletic administrators responsible for hiring Lonni Alameda as head coach in the fall of 2008, had played football at FSU in the late 70s, and was voted into the FSU Athletics Hall of Fame in 1995. As a result, he bled Garnet and Gold and became a significant supporter of FSU softball, as well as all of the other sports on campus. In October of 2015, Bonasorte was diagnosed with brain cancer, yet never wavered in his passion for FSU and life. Right up to his passing in November of 2016, he continued to give his life to this university and be an example of the Florida State “Unconquered” spirit.

In 2017, the Lonni Alameda Softball Camps began the Monk Bonasorte Camp (Camp MB42), where the young players in attendance not only learn about the skills of softball, but also about life and who Monk was, what he meant to Florida State and how he battled through such adversity. All of the proceeds of the annual camp will go to the FSU Monk Bonasorte Scholarship.

The Seminoles will honor Bonasorte this season with their travel shirts that include an “MStrong” logo on the sleeve, as well as one of his most famous quotes of, “What you kept today, you lost forever. What you gave today, you keep forever.” It reminds the team to hold nothing back in all aspects of sport, school and life.

There are numerous other relationships that have been formed over the years with young fans like Amber Howard and Maddie Briscoe, and even former players such as Dana Bailey that have battled cancer, the FSU players and staff know that there is much more to life than just this game. Though several are now gone, they are certainly not forgotten and remain a significant part of Seminole softball to this day.





16 • JESSICA BURROUGHS

Pitcher • Redshirt Senior • Warner Robins, Ga. • Houston County

CAREER HIGHS			
Innings Pitched:	10.1	at Florida (4/13/16)	Walks Allowed: 7 2x, last at Auburn (4/20/16)
Runs Allowed:	10	vs. Auburn (3/25/15)	Strikeouts: 14 3x, last vs. Florida A&M (4/20/16)
Earned Runs:	8	vs. Auburn (3/25/15)	Hits Allowed: 11 at Notre Dame (4/13/14)

- 2016 NFCA THIRD TEAM ALL-AMERICAN
- 2016 NFCA SOUTHEAST ALL-REGION SECOND TEAM
- 2016 ACC PITCHER OF THE YEAR
- 2016 ALL-ACC FIRST TEAM
- 2016 WCWS ALL-TOURNAMENT TEAM
- 2015 ACC TOURNAMENT MVP
- 2015 ACC ALL-TOURNAMENT TEAM
- 2015 ALL-ACC SECOND TEAM
- 2014 ALL-ACC SECOND TEAM
- FSU SOFTBALL TRIBE MEMBER

Redshirt Junior Season (2016):

Outstanding junior season, earning NFCA All-American honors for the first time in her career as she was selected to the Third Team... named ACC Pitcher of the Year and was named to the Women's College World Series All-Tournament Team as she helped lead the Noles to the WCWS for the second time in the last three seasons...posted a 29-5 record with a 1.86 ERA and one save, including 14 complete games and six shutouts...recorded 235 strikeouts in 203.0 innings, limiting opponents to a .168 batting average for the season...gave up 122 hits, 64 runs, 54 earned, along with 60 walks...three-time ACC Pitcher of the Week (Feb. 29, March 7, March 21)...tossed a complete game victory at FIU on Feb. 12, allowing just one unearned run and one walk with eight strikeouts...struck out five batters without allowing a hit in a win versus Valparaiso (2/14)...earned the win against Stephen F. Austin (2/17) after retiring nine of the 10 batters she faced to start the game, including seven strikeouts...recorded eight strikeouts, including three against



Sierra Romero, without allowing a walk in 5.0 innings against No. 2 Michigan on Feb. 19...tossed a complete-game win with 10 strikeouts versus No. 20 Minnesota (Feb. 20)...retired nine of the 10 batters she faced with six strikeouts in a 10-1 win against Florida A&M (2/24)...recorded her second career no-hitter in a five-inning victory against Bradley on Feb. 27...beat Hofstra while allowing one hit in a five inning victory on Feb. 26...did not allow a base hit until the seventh inning in a 3-0 road win at No. 13 UCLA (March 4)...pitched a complete game while only allowing one run on two hits in a 3-1 victory over Cal Poly...pitched a complete game against Syracuse and allowed two runs, striking out a season-high 11 batters...pitched a complete game shutout against Syracuse while striking out 10 batters on March 20...retired 21 of 22 batters faced in a 4-0 victory over Jacksonville on April 6 to give head coach Lonni Alameda her 500th career win...allowed only three hits in a career-high 10.1 innings, with nine strikeouts, in a loss at No. 1 Florida on April 13...pitched 10 innings while only allowing one run on three hits during the series against Virginia Tech (April 23-24)...pitched 2.0 innings with four strikeouts to record her first save of the season against UCF on April 27...recorded 10 strikeouts in 4.0 innings without giving up a hit against Florida A&M on May 5...tossed the third no-hitter of her career on May 20, striking out 14 Florida A&M batters (to tie a career high) in the opening round of the NCAA Regional...posted seven strikeouts in a win against No. 25 Utah in game one of the NCAA Super Regional on May 27...allowed four runs, one earned, on two hits over 2.0 innings of work against No. 15 Georgia at the Women's College World Series on June 2...pitched 6.1 innings of shutout relief against No. 14 UCLA at the WCWS, allowing just two hits and zero walks with two strikeouts in FSU's come-from-behind 8-4 victory over the Bruins on June 4...tossed a complete-game shutout of No. 2 Michigan at the WCWS on June 5, allowing just three hits and two walks with six strikeouts to send the Seminoles to the WCWS semifinals for the third time in school history...worked 3.0 innings of relief against No. 5 Auburn on June 5 at the WCWS, giving up two runs on three hits with zero walks or strikeouts.

Redshirt Sophomore Season (2015):

Completed an impressive sophomore campaign in the circle, securing ACC Tournament MVP honors along with All-ACC Second Team accolades...finished the season with a 19-6 record, 2.08 ERA with 219 strikeouts and 185.0 innings pitched...gave up 115 hits, 70 runs with 55 earned, along with 69 walks as teams batted .171 against her...made 39 appearances with 29 starts...recorded her first career no-hitter versus Coastal Carolina on March 8, posting seven strikeouts and one walk over 5.0 innings...faced just one over the minimum, retiring 18 of the 19 batters she faced, in a complete game victory over Georgia Southern on Feb. 7...recorded a career-high 14 strikeouts against No. 6 Kentucky on February 8...posted a complete-game victory over No. 20 Nebraska on February 13, allowing just four hits, one run, one walk and recording six strike-

CAREER STATISTICS AT FLORIDA STATE

Year	era	w-l	app	gs	cg	sho	sv	ip	h	r	er	bb	so	2b	3b	hr	bf	bavg	wp	hbp	bk	sfa	sha
2014	2.08	17-1	28	21	6	3/5	1	114.2	83	40	34	45	125	15	1	8	478	.198	8	9	0	2	2
2015	2.08	19-6	39	28	15	8/1	3	185.0	115	70	55	69	219	16	3	16	765	.171	15	12	0	2	9
2016	1.86	29-5	41	32	14	6/5	1	203.0	122	64	54	60	235	23	5	13	809	.168	13	10	0	6	8
TOTAL	1.99	65-12	108	81	35	17/11	5	502.2	320	174	143	174	579	54	9	37	2052	.176	36	31	0	10	19



16 • JESSICA BURROUGHS

Pitcher • Redshirt Senior • Warner Robins, Ga. • Houston County

outs...set a career high with 10.0 innings pitched and earned the complete-game victory over South Carolina on Feb. 19...recorded nine strikeouts in a complete-game victory over Boston College on February 28...struck out 11 over 7.0 innings against Hofstra on March 7 as FSU came from behind to win 2-1...struck out the first seven batters of the game on March 17 against Colgate; finished with a complete-game 5.0 inning victory with 13 Ks and zero walks...recorded her second straight 13-strikeout performance on March 18 in a loss to Troy...registered nine strikeouts in a complete-game shutout of Pitt on March 28...tied a career high with 14 strikeouts in a 6.0-inning shutout of Florida A&M on April 1...earned her second career save at NC State on April 3, retiring all three batters she faced in the seventh inning as the Noles defeated the Wolfpack 6-5...posted her second save of the season on April 12, tossing the final 3.0 innings at Louisville without allowing a hit and striking out four in FSU's 9-1 win...recorded 12 strikeouts in 5.0 innings as the Noles posted a 8-0, run-rule victory over UVa on April 18...retired all five batters she faced, including two strikeouts, in a relief appearance at No. 1 Florida on April 22...earned the win at Georgia Tech on April 26, tossing 4.0 innings and allowing one run on two hits with three strikeouts...struck out four batters in 2.0 shutout innings at North Florida on May 3...earned a save and recorded two wins in three relief appearances at the ACC Championships as she tossed 13.2 innings and posted 18 strikeouts while allowing just one run...allowed five hits and went 2-0 over three games and 16.1 innings of the NCAA Tallahassee Regional, including 16 strikeouts...allowed one unearned run over 6.0 innings in a 6-1 win at No. 8 Tennessee on May 22 as the Noles forced game three of the NCAA Knoxville Super Regional.



Redshirt Freshman Season (2014):

Made a huge impact on the FSU pitching staff in her first full season in the circle...earned All-ACC Second Team honors...posted a 17-1 record and a 2.08 ERA with 125 strikeouts in 28 appearances with 21 starts...allowed opponents to hit .198 against her over 114.2 innings...had 14 appearances where she allowed two or fewer hits...tossed five complete games with three shutouts...was a top 25 finalist for NFCA National Freshman of the Year...named FSU Rookie of the Year by her teammates and coaches...allowed just one hit and zero runs with four strikeouts over 4.0 innings to get the win in her first career appearance at New Mexico State on Feb. 7...recorded nine strikeouts and allowed zero walks in a complete-game win over Southern Miss on Feb. 14...allowed just one hit over 5.0 innings in a shutout victory at Virginia (3/8)...retired 19 in a row while striking out a career-high 10 batters in a complete game victory over NC State on March 16...matched her career mark in strikeouts with 10 against Boston College (March 22) and Syracuse (April 19)...made the first relief appearance of her career against Florida on April 9, recording the final out of the game on a strikeout...allowed just two hits and posted eight strikeouts in a complete-game shutout of Georgia Tech (4/26)...earned her first career save by pitching a scoreless seventh inning against Georgia Tech on April 27...tossed 5.0 innings of relief and struck out four to earn the win against Georgia Tech in the ACC Quarterfinals on May 8...recorded four strikeouts and allowed just two hits in 3.0 innings of relief against Baylor at the Women's College World Series.

Freshman Season (2013):

Redshirted her first year at Florida State...earned the Seminole Warrior Award for her maximum effort put forth in the weight room...should form an effective tandem with All-American pitcher Lacey Waldrop in the 2014 season...despite not gaining time on the field, she threw excellent bullpen sessions and has a strong repertoire of pitches.

High School:

Had plenty of success at Houston County High...varsity letterwinner all four years and played club ball for nine years with the Atlanta Vipers...accolades include first team all-county and all-region as well as second team all-state as a freshman...named first team all-state, all-county, and all-region as a sophomore...region pitcher of the year runner-up following sophomore campaign...first team all-county and all-region as a junior...also a second team all-state player as a junior...first team all-state, all-region and all-county following senior season...earned county player of the year honors...tossed several no-hitters in high school.

Personal:

Born on Nov. 22, 1993...majoring in Social Science...daughter of Alesia Taylor and Joe Burroughs...has one sister...favorite movie is "Pearl Harbor"...wears the No. 16 because her life seems to be lucky when that number is around...enjoys participating in community service with the team, especially visiting patients at Tallahassee Memorial Hospital...favorite song is Rhiannon by Fleetwood Mac...favorite subject in school is math...favorite home-cooked meal is twice baked potatoes and shrimp scampi...says that the best part of being an ACC student-athlete is being a part of a softball program that will make ACC history...her sport idol as a child was Jennie Finch...most unique job in high school was painting the softball dugout...had numerous pets growing up - two ducks, four dogs, two hamsters, two guinea pigs and two cats...aspires to own her own restaurant...television show she watches the most is "Pretty Little Liars"...favorite accessory in her wardrobe are her Olukai flip flops...loves shopping.



34 • SYDNEY BRODERICK

Catcher • Senior • Ashburn, Va. • Stone Bridge

CAREER HIGHS					
Hits:	3	4x, last vs. Pittsburgh (5/12/16)	RBI:	3	5x, last vs. Pittsburgh (5/12/16)
Doubles:	2	vs. Syracuse (3/19/16)	Runs:	3	vs. Pittsburgh (5/12/16)
Triples:	0	-	Walks:	3	vs. Notre Dame (5/14/16)
Home Runs:	1	4x, last vs. Pittsburgh (5/12/16)	Stolen Bases:	2	vs. Bradley (2/27/16)

- 2016 ACC ALL-TOURNAMENT TEAM
- 2015 ALL-WCC FIRST TEAM
- 2015 NFCA ALL-PACIFIC REGION THIRD TEAM
- 2014 ALL-WCC FIRST TEAM
- 2014 WCC CO-FRESHMAN OF THE YEAR
- 2014 NFCA ALL-PACIFIC REGION THIRD TEAM
- FSU SOFTBALL TRIBE MEMBER

Junior Season at Florida State (2016):

Named to the 2016 ACC All-Tournament Team during an impressive first season as a Seminole...played in 64 games with 63 starts at catcher...finished the season with a .343 batting average (59-for-172) with 10 doubles, four home runs, 47 RBI and 35 runs scored... she was second on the team with 39 walks and also added four stolen bases...as a catcher, she retired seven runners trying to steal second and only allowed 31 stolen bases on the season...went 2-for-3 with a walk and an RBI in her first career game as a Seminole on February 12 vs. St. John's...had two walks, scored a run and drove in an RBI in FSU's 7-1 win at FIU (2/12)...had one hit in two at bats with one run, one RBI and a walk in a win against Valparaiso on Feb. 14...batted 2-for-3 with a double, two RBIs and a run scored against Stephen F. Austin on Feb. 17...recorded two hits and an RBI on February 19 against No. 2 Michigan...walked and scored against Florida A&M on Feb 24...hit a perfect 2-for-2 with a double and a run scored in a win against Hofstra on Feb. 26...batted 2-for-2 with three RBI and scored a run against Bradley in Feb. 26...recorded two runs on two hits against UAB on Feb. 28...batted 3-for-4 with three RBI and a double in a win against Cal State Fullerton (March 8)...hit 2-for-3 with two doubles against Syracuse on March 19... went 6-for-10 with four runs, six RBI and one home run in the series sweep against NC State (April 8-10)...batted 3-for-5 with two RBI and two runs scored in a 16-11 win at Pitt on April 30...matched a career high with three hits and two walks, adding two RBI and two runs scored at Pitt on May 1...drove in the game-winning runs against Louisville on May 8, hitting a two-RBI single up the middle in FSU's 4-3 win over the Cardinals...set a career high with three runs scored and matched career numbers with three hits and three RBI in an 8-0 win over Pitt in the ACC Quarterfinals on May 12... walked three times, including an RBI bases-loaded walk, in the ACC Championship Game against Notre Dame on May 14...drove in the game-winning run in the NCAA Regional Championship against South Carolina with an RBI single to centerfield...hit a double against Utah in the NCAA Super Regional on May 28...went 2-for-3 with a walk and a run scored in FSU's 8-4 win over No. 14 UCLA at the Women's College World Series on June 4...had a walk and a single against No. 5 Auburn in the WCWS semifinals on June 5.

Sophomore Season at BYU (2015):

All-WCC First Team...earned NFCA All-Pacific Region Third Team... named College Sports Madness All-WCC First Team...garnered WCC Player of the Week three times in a row (3/23, 3/30, 4/5)... earned WCC Player of the Week by College Sports Madness (4/6)... hit .358 for third on the team with seven home runs and team highs in doubles, triples and runs batted in...led the WCC with five doubles and ranked fourth in 30 total bases...achieved a season-long 14-game hitting streak and 12-game on-base streak...notched multi-home run games against San Jose State and Saint Mary's...hit 1-for-3 with two RBI and a triple in win over Northwestern...named to the 2015 All-WCC Preseason Softball Team...named to the College Sports Madness 2015 West Coast Preseason All-Conference First Team...batted .562 with nine hits, three home runs, nine RBI, six runs scored and a 1.312 slugging percentage for an NFCA Selected Top Performance...ended the season on a current hitting streak of eight games and reached base streak of 14...started 54 of 54 games played.



CAREER STATISTICS

Year	avg	gp-gs	ab	r	h	2b	3b	hr	rbi	tb	slg%	bb	hbp	so	gdp	ob%	sf	sh	sb-att	po	a	e	fld%
2014 - BYU	.360	57-57	175	37	63	11	2	6	31	96	.549	23	6	10	0	.444	3	0	6-6	374	25	3	.993
2015 - BYU	.358	54-54	162	31	58	12	3	7	44	97	.599	23	1	7	2	.411	0	2	3-4	102	74	5	.972
2016	.343	64-63	172	35	59	10	0	4	47	81	.471	39	1	16	3	.460	3	0	4-5	350	24	5	.987
TOTAL	.354	175-174	509	103	180	33	5	17	122	274	.540	85	8	33	5	.438	6	2	13-15	826	123	13	.984



34 • SYDNEY BRODERICK

Catcher • Senior • Ashburn, Va. • Stone Bridge

Freshman Season at BYU (2014):

All-WCC First Team...Co-WCC Freshman of the Year...College Sports Madness WCC Field Player of the Year and Freshman of the Year...NFCA All-Pacific Region Third Team...No. 79 toughest to strikeout in NCAA...top 10 in the WCC in every offensive category including: batting average (3rd), slugging percentage (5th), on-base percentage (4th), runs scored (3rd), hits (1st), RBI (3rd), triples (2nd) and home runs (4th)...went a perfect 3-for-3 four times this season against Portland State, Idaho State, Weber State and Saint Mary's...had the game-winning sacrifice fly in the bottom of the eighth inning against Portland State in the Stanford Louisville Slugger Classic...was a double away from hitting for the cycle against Idaho State going 3-for-3 with 3 RBIs to help lead BYU back from a 10-0 deficit...caught the potential tying run stealing against Idaho State...won WCC Player of the Week for Week 8 and 9...had a walk-off bunt single against Utah State...hit the go-ahead three-run home run against San Diego to give BYU the series victory...had a 16-game hitting streak and a 25-game reached base streak going into the last week of the season, both team highs...went 2-for-3 with a run and two doubles in the season's final game against Northwestern in the Washington Regional...19 multiple-hit games, 8 multiple-RBI games as BYU's lead-off hitter...batted a team-high .432 with runners in scoring position and was 10-for-11 with a runner on third and two outs...started all 57 of BYU's games.



High School:

Attended Stone Bridge High School...led her team to the 2013 Virginia AAA state championship game...named three times to the First Team All-District and All-Region teams...two time Virginia High School Coaches Association Softball AAA First Team...three-time Washington Post First Team All-Met...as a junior, named to the Max Preps first team All-America...as a senior, one of her most memorable moments was hitting a walk-off three-run home run...batted .505 with 30 RBIs, 22 stolen bases...in 2012, hit .571 with 53 RBIs and earned First Team All-District, First Team All-Region and First Team All-State accolades...also a varsity basketball player at Stone Bridge...played travel ball for the NJ Intensity.

Personal:

Born on December 5, 1994...has two sisters and a brother...looking forward to playing Virginia Tech because it is close to home...states that the best part of being a student-athlete is playing top level teams and competing against the best...favorite movie is Step Brothers...enjoys listening to Luke Bryan...aspires to work for the Washington Nationals...cannot live without her dog, Emmy...owns a motorcycle...favorite home-cooked meal is her dad's steak with fried rice and broccoli.



14 • ELLIE COOPER

Infielder • Senior • Fenton, Mo. • Rockwood Summit

CAREER HIGHS					
Hits:	4	at Pittsburgh (4/30/16)	RBI:	5	at North Carolina (3/25/16)
Doubles:	2	at Virginia Tech (3/21/15)	Runs:	3	3x, last vs. Louisville (5/7/16)
Triples:	1	5x, last vs. Louisville (5/7/16)	Walks:	2	9x, vs UAB (2/28/16)
Home Runs:	1	5x, last vs. Notre Dame (5/14/16)	Stolen Bases:	2	vs. UC Davis (3/5/16)

- 2016 ALL-ACC FIRST TEAM
- 2016 NFCA SOUTHEAST ALL-REGION SECOND TEAM
- 2016 ALL-ACC ACADEMIC TEAM
- 2015 ALL-ACC SECOND TEAM
- 2015 CAPITAL ONE ACADEMIC ALL-REGION DISTRICT IV FIRST TEAM
- 2015 ALL-ACC ACADEMIC TEAM
- 2015 NFCA SCHOLAR-ATHLETE
- FSU SOFTBALL TRIBE MEMBER

Junior Season (2016):

Named to the NFCA Southeast All-Region Second Team and All-ACC First Team after helping lead the Seminoles back to the Women's College World Series for the second time in three seasons... started all 65 games at second base and finished with a .353 batting average (66-for-187) with nine doubles, five triples and five home runs...the five triples led the ACC and were tied for No. 16 in the NCAA...drove in 47 RBI, scored 50 runs and also added 23 walks and eight stolen bases...led the team with a 16-game streak of reaching base from February 20 to March 19...had a 10-game hitting streak and recorded 18 multi-hit games and had 13 multi-RBI games...went a perfect 2-for-2 with two RBI and a run scored against LIU Brooklyn on February 13...walked twice and scored a run against Illinois...recorded one hit with two walks, two RBI and two runs scored to help beat Valparaiso on Feb. 14...went 1-for-2 with two RBI against No. 20 Minnesota on February 20...hit her first career home run on against Hofstra on Feb.26...scored two runs on two walks against UAB on Feb. 28...hit a perfect 2-for-2 with a double in a win against UCLA on Mar. 4...batted 2-for-3 with a stolen base and two runs scored against CSUN (Mar. 5)...batted a perfect 2-for-2 with two stolen bases and a RBI against UC Davis (Mar. 5)...hit 2-for-3 with two RBI against Cal State Fullerton (Mar. 8)... had two hits (a double and a triple) in a win against Tulsa on Mar. 12...hit her second triple of the season against Syracuse on March 20...was 3-for-4 with a double, home run and five RBI against UNC



(Mar. 25)...hit a three-RBI triple on the road at No. 22 Notre Dame on April 3...went 5-for-10 with three RBI and four runs scored in the series against NC State (April 8-10)...batted 2-for-3 with three RBI and two runs scored to go along with a home run against Boston College on April 16...tied a career high with three hits at No. 3 Auburn on April 20...tied her career high by going 3-for-3 at the plate against Virginia Tech on April 23...went 3-for-3 with a grand slam against UCF on April 26...posted a career-high four hits and scored three runs at Pitt on April 30...had two hits with three RBI and two runs scored in a 15-5 win at Pitt on May 1...hit a solo home run in the ACC Championship Game against No. 20 Notre Dame on May 14...batted 2-for-4 with a run scored against Utah in the NCAA Super Regional on May 28...went 1-for-2 with a walk, HBP and a run scored against No. 5 Auburn in the WCWS semifinals on June 5.

Sophomore Season (2015):


Earned All-ACC Second Team honors and batted .333 (55-for-165) with seven doubles, two triples, 26 RBI and 34 runs scored...also had 20 walks, seven stolen bases and was hit by 10 pitches...finished third on the team with 16 multi-hit games and also had six multi-RBI games...was named to the Capital One Academic All-Region First Team for District IV for her accomplishments on the field and in the classroom...earned the team's Golden Nole award for her work with community service, as well as the Most Improved award...named to the All-ACC Academic Team...was hit by three pitches in the same game at Florida A&M on February 10...went 2-for-4 with an RBI and a run scored versus No. 7 Michigan on February 14...tied a career high with three hits as she went 3-for-4 with a run scored and a stolen base against No. 20 Cal at the Mary Nutter Classic on February 21...batted 1-for-3 and tied a career high with three runs scored versus Oklahoma State on February 20...tied a career high with three hits against Bethune-Cookman on March 6, added two RBI and two runs scored in the game as well...set a career high with three runs scored on March 10 as FSU defeated Florida Atlantic, 12-0 in six innings...had a base hit and scored a run versus USC Upstate on March 12...came off the bench and went 2-for-3 with an RBI against Notre Dame on March 14... hit a walk-off double against Colgate in a 8-0, five-inning win on March 17; finished the game 2-for-3 with two RBI and a walk...hit two doubles in game two of the doubleheader at No. 25 Virginia Tech (3/21), including a two-run, two-out double to tie the game in the seventh inning as FSU would go on to win 7-6 in eight innings...went 3-for-4 with a run scored against No. 9 Auburn on March 25 to tie a career high in hits...batted 2-for-3 with a two runs scored and an RBI against Florida A&M on April 1...went 2-for-2 with two walks and a run scored at NC State on April 4...had a

CAREER STATISTICS AT FLORIDA STATE

Year	avg	gp-gs	ab	r	h	2b	3b	hr	rbi	tb	slg%	bb	hbp	so	gdp	ob%	sf	sh	sb-att	po	a	e	fld%
2014	.246	53-23	69	21	17	3	0	0	9	20	.290	14	3	13	1	.391	1	0	1-4	141	6	3	.980
2015	.333	62-59	165	34	55	7	2	0	26	66	.400	20	10	16	0	.429	3	8	7-9	47	77	8	.939
2016	.353	65-65	187	50	66	9	5	5	47	100	.535	23	8	17	2	.439	3	13	8-9	78	83	9	.947
TOTAL	.328	180-147	421	105	138	19	7	5	82	186	.442	57	21	46	3	.427	7	21	16-22	266	166	20	.956



14 • ELLIE COOPER
Infielder • Senior • Fenton, Mo. • Rockwood Summit



High School:

A three-year letterwinner at Rockwood Summit...enjoyed a fine senior season, being named Suburban South Conference Player of the Year...also a first-team all-state selection, a first-team all-conference and region pick, the team MVP and the offensive player of the year as a senior...earned second-team all-state honors as a junior while being named team MVP, offensive player of the year and first-team all-conference and region...Suburban South Conference Player of the Year following her sophomore season... first-team all-conference and region and a second-team all-state performer...honor roll student all four years...earned the board of education award in her sophomore and senior years.

Personal:

Born on Dec. 30, 1994...majoring in Sport Management...daughter of Russell and Stacey Cooper...originally from Wellington, New Zealand...has ambitions of being a college softball coach...has one brother and one sister...her father played professional fast pitch softball...has competed internationally for New Zealand since 2011, named captain for the 2016 season...enjoys playing at Louisville because they have a great facility and atmosphere...would like to add Oregon to the schedule...favorite movie is The Heat...favorite ice cream is cookie dough...cannot live without music...favorite artist is Eminem...can play the drums...she mostly watches ESPN and 'Pretty Little Liars'...loves wearing earrings...describes her style as athletic...envis celebrity actress Sandra Bullock because 'she is hilarious'...enjoys a good chicken and dumplings home-cooked meal...wears No. 14 because it was the number her father wore... sports idol as a child was Natasha Watley... hopes to someday meet Derek Jeter...most memorable win was defeating Michigan in game three of the 2014 NCAA Super Regional.

single, two walks and two runs scored at Louisville on April 12...was 2-for-3 with a triple and a career-high three RBI against Virginia in game two of a doubleheader on April 18...batted 2-for-3 with two RBI and a double in the final game of the series at Georgia Tech (4/26)...drove an RBI double off the wall, scored two runs and drew a walk in FSU's 15-1 victory at North Florida on May 3...hit a single and added a sac fly versus NC State at the ACC Championships on May 8...had a two-RBI single against Dartmouth in the NCAA Tallahassee Regional on May 15...drove in a run on a sacrifice fly against No. 13 UCF on May 17 in the regional championship game...went 2-for-3 with a run scored and an RBI in game two of the NCAA Knoxville Super Regional at No. 8 Tennessee.

Freshman Season (2014):

Provided the Seminoles with defense as both an infielder and outfielder...appeared in 53 games and started 12 games at first base and 11 games in left field...showed her versatility with appearances at many other positions and would often pinch-run as well... finished her first season with a .246 batting average (17-for-69) with three doubles, nine RBI, 14 walks and 21 runs scored...hit a double and added two walks with an RBI and a run scored at New Mexico State (2/7)...went 3-for-3 with two RBI and a run scored in FSU's 9-0 victory vs. North Dakota State on February 15...scored a career-high two runs three times during the season – vs. Southern Miss (2/15), vs. Charleston Southern (2/21) and vs. UC Santa Barbara (2/22)...went a perfect 1-for-1 with a career-high two walks, an RBI and a run scored in FSU's 5-4 victory over No. 25 Auburn on February 26...hit a walk-off two-RBI single against FAMU on March 26...hit a pinch-hit RBI single in the ACC Semifinal against North Carolina on May 9...crushed a double to center to lead off the sixth inning against Baylor at the Women's College World Series on May 31.





11 • ALEX POWERS

First Baseman • Redshirt Senior • Melbourne, Fla. • Eau Gallie

CAREER HIGHS					
Hits:	4	2x, last vs. UCLA (6/4/16)	RBI:	6	vs. Auburn (3/25/15)
Doubles:	2	5x, last vs. Utah (5/27/16)	Runs:	4	2x, last at Pittsburgh (5/1/16)
Triples:	1	2x, last vs. UCF (4/16/15)	Walks:	4	vs. Georgia Southern (2/8/15)
Home Runs:	2	3x, last at Notre Dame (4/3/16)	Stolen Bases:	1	17x, last vs. Louisville (5/8/16)

- 2016 NFCA SECOND TEAM ALL-AMERICAN
- 2016 NFCA SOUTHEAST ALL-REGION FIRST TEAM
- 2016 ACC PLAYER OF THE YEAR
- 2016 ALL-ACC FIRST TEAM
- 2016 WCWS ALL-TOURNAMENT TEAM
- 2015 ACC ALL-TOURNAMENT TEAM
- 2015 ALL-ACC ACADEMIC TEAM
- 2015 NFCA SCHOLAR-ATHLETE
- FSU SOFTBALL TRIBE MEMBER

Redshirt Junior Season (2016):

Recorded an outstanding junior season on her way to earning her first NFCA All-American honor and also being named ACC Player of the Year...led the team with a .396 batting average and 16 doubles...also hit 16 home runs, 63 RBI, 62 runs and walked 32 times...batted 8-for-14 with two doubles, two home runs, four RBI and three runs scored at the Women's College World Series, earning a spot on the 2016 WCWS All-Tournament Team...named ACC Player of the Week twice during the season (February 29 and March 28)...went 2-for-4 at the plate with a run scored at FIU...batted 1-for-3 with one walk, two runs and a RBI in a win against Valparaiso on Feb. 14...had a single and two walks against No. 2 Michigan (Feb. 19)...hit a two-run home run versus Michigan on February 20...went 2-for-2 with two runs and one RBI against Minnesota (Feb. 20)...hit her second home run of the season against Florida A&M on February 24, a towering three-run shot that hit the top of the trees down the RF line at JoAnne Graf Field...batted a perfect 3-for-3, scored two runs and brought in another against Bradley on Feb. 26...got two doubles on three hits during three at bats, scored two runs and drove in one RBI in a win against Bradley on Feb. 27...batted 1-for-3 with a solo home run in a win against UAB on Feb. 27...had one hit in three at bats while scoring three runs in a win against CSUN on Mar. 5...hit a perfect 2-for-2 to go along with two walks in a win against UC Davis on Mar. 5...recorded one hit in three at bats with three RBI and scored a run in a win against Syracuse (Mar. 19)...batted 7-for-12 with six RBI and five runs to go along with a home run in the series against UNC (Mar. 25-26)...went a perfect 4-for-4 with two home runs, five RBI and four runs scored in a 14-5 victory over Notre Dame (April 3)...hit 3-for-4 with a double, two RBI and two runs scored against NC State on April 8...went 2-for-3 with a walk and three runs scored in the series finale against the Wolfpack on April 10...walked and hit a two-run home run in a 13-1 victory over Virginia Tech (April 24)...drove in three runs and hit a home run in a 16-11 win at Pitt on April 30...tied a career high with four runs scored on May 1 at Pitt...hit a

home run and tallied three RBI against Florida A&M on May 5...had a two-run home run against No. 20 Notre Dame in the ACC Championship Game (May 14)...batted 2-for-3 with two doubles and two runs scored in the first game of the NCAA Super Regional against Utah on May 27...batted 2-for-3 with a two-run home run in the WCWS first round game against No. 15 Georgia on June 2...was a perfect 4-for-4 from the plate with a double, home run and two runs scored in FSU's WCWS elimination game against No. 14 UCLA on June 4...had two base hits, including an RBI double against No. 5 Auburn in the WCWS semifinal on June 5.

Redshirt Sophomore Season (2015):

Started all 63 games of the season, appearing as a first baseman and designated player...finished with a .266 batting average (42-for-158) with 13 doubles, two triples, nine home runs and 45 RBI...her 56 walks were second on the team and tied for the seventh most in the NCAA in 2015...walked in all four plate appearances versus Georgia Southern on Feb. 8...hit two home runs in a game - the first two of her career - at Florida A&M on February 10...hit two doubles and drove in two RBI versus No. 20 Nebraska on Feb. 13...crushed a three-run home run in the first inning vs. No. 20 Nebraska on February 15 as the Noles went on to win 3-2...named ACC Player of the Week on February 16...batted 2-for-4 with a home run and three RBI vs. No. 20 Cal and went 2-for-4 with two RBI and



CAREER STATISTICS AT FLORIDA STATE

Year	avg	gp-gs	ab	r	h	2b	3b	hr	rbi	tb	slg%	bb	hbp	so	gdp	ob%	sf	sh	sb-att	po	a	e	fld%
2014	.314	40-8	51	3	16	3	0	0	12	19	.373	9	0	13	0	.417	0	0	0-0	0	0	0	.000
2015	.266	63-63	158	25	42	13	2	9	45	86	.544	56	3	29	0	.459	3	0	0-0	346	2	10	.972
2016	.396	65-65	197	62	78	16	0	16	63	142	.721	32	3	18	0	.477	5	0	17-20	421	3	7	.984
TOTAL	.335	168-136	406	90	136	32	2	25	120	247	.608	97	6	60	0	.462	8	0	17-20	767	5	17	.978



11 • ALEX POWERS

First Baseman • Redshirt Senior • Melbourne, Fla. • Eau Gallie

a double versus No. 12 UCLA on the final day of the Mary Nutter Classic (Feb. 21)...went 2-for-2 with two walks and two runs scored against Coastal Carolina on March 8....blasted a grand slam on her way to driving in a career-high five RBI at Florida Atlantic on March 10...drew two walks against USC Upstate on March 12...registered three walks against Notre Dame on March 14....went 2-for-3 from the plate with a double and a two-run home run against Troy on March 18...hit two home runs and drove in a career-high six RBI against No. 9 Auburn on March 25...had two hits and two RBI against Pitt on March 28...posted five hits, including four doubles, with four RBI and two runs scored in the series at NC State on April 3-4....had a walk, RBI single and a run scored in FSU's 9-1 win at Louisville on April 12...drew a total of seven walks in the series versus Virginia and scored three runs...tied a career high with two hits at Florida on April 22...reached base in nine of 10 plate appearances at the ACC Championships with a double, two singles and six walks...was 2-for-2 with two RBI and two walks against NC State on May 8...hit a walk-off RBI triple to right field to defeat UCF, 2-1, in the NCAA Tallahassee Regional on May 16.

Redshirt Freshman Season (2014):

Saw action in 40 games and made eight starts as the designated player for the Seminoles as she continued to recover from multiple knee surgeries...batted .314 with 16 hits, three doubles, three runs, nine walks and 12 RBI...had an on-base percentage of .417 and a .373 slugging percentage...recorded the first hit of her career



against UC Santa Barbara on February 22...drove in the first run of the game, and also the first RBI of her career, against Houston in the Easton Crimson Classic on February 28...was 1-for-2 with a career-high two runs scored and a walk at Virginia on March 9...hit a double and scored a run at North Florida on March 19...came off the bench and was a perfect 2-for-2 with two RBI against Florida A&M on March 26, setting career highs in both hits and RBI...hit an RBI off the wall down the left field line to extend FSU's lead in the series finale at North Carolina on March 31...walked and hit a double in a FSU victory versus Maryland on April 6...her two-RBI single in the ninth carried FSU to a 9-7 win in game two of a doubleheader at Notre Dame on April 13...hit an RBI double to left in game two of a doubleheader at Pitt (4/16)...tied a career high with two hits and two RBI against Syracuse on April 20...had a single, a walk and an RBI in an ACC quarterfinal game against Georgia Tech on May 8...hit a pinch-hit single versus Fordham on May 16 in the NCAA Tallahassee Regional.

Freshman Season (2013):

Received a medical redshirt after missing her freshman season due to a knee injury sustained in the fall of 2012...has the potential to contribute to the Seminoles both offensively and defensively in a big way in 2014.

High School:

Fantastic player at Eau Gallie High...earned 6A first team all-state honors during freshman season...4A second team all-state during her sophomore year...4A offensive All State Player of the Year during her junior year... 4A first team all-state and Bright House Sports Network Softball Player of the Year during both her junior and senior year...all-state Defensive Player of the Year as a senior...4A All Cape Coast Conference Team all four years of high school...2011 4A State Champs...2011 National Champs with club team, Team North Florida...third place at PGF 2011...honor roll student all four years...member of J. Kyle Braid Leadership Foundation, Best Buddies and president of the Interact Club...played volleyball and ran cross country in high school.

Personal:

Born on June 6, 1994...majoring in Sport Management...daughter of Pam and Kevin Powers...favorite movie is "My Best Friend's Wedding"...would love to have Michigan and LSU on the schedule... career ambition is to be a softball coach or strength and conditioning coach...wears number 11 because it is the number her dad wore while playing baseball...always wears a necklace from her dad during games...believes that confidence, the ability to take charge and a good work ethic are qualities that make a team leader... most gratifying community service experience is visiting Tallahassee Memorial Hospital and talking with the cancer patients...her sport idol as a child and someone she would like to meet is Derek Jeter...enjoys R&B music...favorite accessory in her wardrobe is her watches...describes her dress style as beach casual...knows how to wiggle her ears...favorite home-cooked meal is bacon-wrapped chicken and green beans.



44 • LAUREN HARRIS

Outfielder • Senior • St. Cloud, Fla. • Harmony

CAREER HIGHS					
Hits:	2	vs. UCSB (2/22/14)	RBI:	2	2x, last at CSUN (3/5/16)
Doubles:	1	at CSUN (3/5/16)	Runs:	2	at Virginia Tech (3/22/15)
Triples:	0	-	Walks:	1	at Pittsburgh (4/30/16)
Home Runs:	1	vs. UCSB (2/22/14)	Stolen Bases:	1	vs. UCF (2/19/14)

Junior Season (2016):

Appeared in 42 games off the bench on the season, primarily used as a defensive replacement in the outfield...batted .250 with a double, two RBI and two runs scored...recorded an outfield assist against UAB on February 27, catching a line drive in left field to start a game-ending double play, retiring the Blazer runner at second base in the 10-0 victory...hit a two-RBI double at Cal State Northridge on March 5...walked and scored a run at Pitt on April 30...recorded a season-high two put outs in the ACC Championship Game against Notre Dame on May 14 as the Seminoles won their third consecutive conference title.

Sophomore Season (2015):

Reserve player that often entered the game as a late-game defensive replacement or as a pinch runner...batted .182 (2-for-11) with one RBI and 10 runs scored...earned the team's Sniper Award at the annual banquet...pinch ran and scored runs against South Carolina and No. 12 UCLA at the Mary Nutter Classic in Palm Springs, Calif (February 19-21)...scored a run against Boston College on March 1...made an amazing catch in right field - crashing into the wall to save extra bases and multiple runs - against Troy on March 18...posted her first hit of the season and scored a career-high two runs as the Seminoles completed the series sweep with a 5-2 win at No. 25 Virginia Tech on March 22...recorded the first outfield assist of her career against No. 9 Auburn on March 25, throwing out a runner at the plate after a single to right field...hit a game-winning RBI single to defeat Georgia Tech on April 25 and give the Noles a 2-1, eight-inning victory...reached on an error and came around to score a run versus NC state on May 8 at the ACC Championships...made a great catch crashing into the wall in foul territory in right field against No. 13 UCF on May 17 in the NCAA Tallahassee Regional.

Freshman Season (2014):

Appeared in 56 games as an outfielder and pinch runner and batted .300 with 10 runs scored, a home run, and two RBIs...stole the first base of her career against UCF...earned her only start of the season on February 22 against UC Santa Barbara and recorded her first collegiate hit - a two-run home run - and added another single later in the game...had a hit in her only at bat at Virginia on March 9...scored the go-ahead run in FSU's 3-1 win over Notre Dame in the ACC Championship game on May 10.

High School:

Established several school records while at Harmony High...those records include home runs (19), RBIs, stolen bases and slugging percentage...her softball jersey was the first to be retired at the school...four-time all-state performer, including three first-team honors as a sophomore, junior and senior...four-time Orange Belt All-County Team player...led her team to district and regional championships as a sophomore as well as a district title as a senior...All-Central Florida Honorable Mention 7A utility player following junior year...named the Osceola Gazette Co-Player of the Year following sophomore season...All-Central Florida Second Team utility player as a sophomore...named the team rookie of the year as a freshman...also weightlifted her first two years in high school, being

named the team's MVP as a freshman and a sophomore...played volleyball as a sophomore...became a certified vet assistant.

Personal:

Born April 26, 1995...daughter of Billy and Laura Harris...has one sister...favorite movie is Burlesque...enjoys the trash pick community service days with the team...would like to add UCF to the schedule...enjoys watching 'Once Upon A Time'...favorite accessory in her wardrobe are her earrings...had numerous pets growing up, including several dogs, cats, ferrets, rabbits, chickens, hamsters and even a cow...a home-cooked meal she loves is steak with mashed potatoes and squash...healthy snack she recommends to kids are oranges...wears No. 44 because she aspires to be like former Team USA member Laura Berg...is a first-degree-black belt...most memorable win was a walk-off victory against Michigan in the 2014 NCAA Super Regional to advance to the WCWS.



CAREER STATISTICS AT FLORIDA STATE

Year	avg	gp-gs	ab	r	h	2b	3b	hr	rbi	tb	slg%	bb	hbp	so	gdp	ob%	sf	sh	sb-att	po	a	e	fld%
2014	.300	56-1	10	10	3	0	0	1	2	6	.600	0	0	3	0	.300	0	0	1-4	9	0	1	.900
2015	.182	45-1	11	10	2	0	0	0	1	2	.182	0	0	3	0	.182	0	0	0-1	10	1	0	1.000
2016	.250	42-0	4	2	1	1	0	0	2	2	.500	1	0	2	0	.400	0	0	0-0	9	1	0	1.000
TOTAL	.240	143-2	25	22	6	1	0	1	5	10	.400	1	0	8	0	.269	0	0	1-5	28	2	1	.968



NINE WOMEN'S COLLEGE WORLD SERIES APPEARANCES • 14 ACC CHAMPIONSHIPS



8 • KORINA ROSARIO Outfielder • Junior • Pensacola, Fla. • West Florida

CAREER HIGHS					
Hits:	2	vs, Bethuune-Cookman (3/6/15)	RBI:	2	2x, last at Georgia Tech (4/25/15)
Doubles:	1	vs. Georgia Southern (2/7/15)	Runs:	2	vs, Bethuune-Cookman (3/6/15)
Triples:	1	vs, Bethuune-Cookman (3/6/15)	Walks:	1	8x, last vs. North Carolina (5/13/16)
Home Runs:	0	-	Stolen Bases:	1	5x, last vs. Utah (5/28/16)

FSU SOFTBALL TRIBE MEMBER

Sophomore Season (2016):

Played in 57 games, including three starts in the outfield...batted .212 (7-for-33) on the season with three RBI and six runs scored...made 18 pinch running appearances and often entered the game as a defensive replacement in the outfield...walked and scored a run at FIU on Feb. 12...knocked a single to center and scored a run versus Valparaiso on Feb. 14...scored one run on a walk and stole a base against Michigan on Feb. 19...made a game-saving catch at the wall at No. 13 UCLA on March 4. With the bases loaded and two outs in the bottom of the seventh, she caught the ball, crashed into the wall to secure the 3-0 victory...batted 1-for-2 with one RBI against UC Davis (Mar. 5)...hit a sacrifice fly against Cal Poly on March 12...hit an RBI single on the road at North Carolina on March 25...pinch ran and stole a base against Jacksonville (April 6)...hit a single at Boston College on April 17...pinch ran and scored against Florida A&M on May 5...drew a walk against Pitt in the ACC Quarterfinal on May 12...walked and scored a run in a 7-1 victory over North Carolina in the ACC Semifinal (May 13)...recorded an infield single, stole second base and came around to score in the final game of the NCAA Super Regional against Utah on May 28...played in all four games at the 2016 Women's College World Series.

Freshman Season (2015):

Played in 38 games with 12 starts as a true freshman...started four games in left field, two games in centerfield and six games in right field on the season...batted .190 (8-for-42) with a double, triple, home run and five RBI...she posted three walks and scored nine runs...her first career hit went for a double against Georgia Southern on February 7... had a two-RBI single against Oklahoma State at the Mary Nutter Classic on February 20...went 2-for-2 with two runs scored and a triple (all career-highs) against Bethune-Cookman on March 6...was 1-for-3 from the plate with an RBI versus Coastal Carolina on March 8...drew the first walk of her career at Florida Atlantic on March 10...had a base hit and scored a run against Pitt on March 28...made her first career pitching appearance on April 8 against No. 3 Florida, retiring both batters she faced including a strikeout of All-American Kelsey Stewart...hit her first career home run at Georgia Tech on April 25...the two-run HR proved to be the difference in a 3-2 win for the Seminoles...had a base hit off the bench at North Florida and closed out the game in the circle, inducing a ground out to secure the 15-1 victory on May 3...competed with the Puerto Rico National Team at the 2015 WBSC Junior World Championships, placing third with wins over Canada, Mexico and China.

High School:

Played on the West Florida Elite travel team since June 2012...named West Florida High School's Defensive Player of the Year in 2011, Offensive Player of the Year in 2012 and Most Valuable Player in both 2013 and 2014...earned Class 5A All-Florida honorable mention honors

in 2012 and 2013...won Florida's District 1 5A Player of the Year and was WFHS's Wendy's High School Heisman representative (2013)...led her team to the FHSAA 4A State Championship in 2014 with a 28-1 record and an 0.19 ERA with 323 strikeouts...Named All-Area Pitcher of the Year, Pensacola News Journal Female Athlete of the Year, FHSAA 4A Player of the Year and the Florida Dairy Farmers "Miss Softball" in 2014...selected to the 2014 MaxPreps All-American team and the 2014 FACA All-Star Team.

Personal:

Born May 3, 1996...an Exploratory major...has two older sisters, Kiana and Kayla...looking forward to playing Boston College...favorite movie is the Avengers...favorite magazine is National Geographic...loves to listen to Florida Georgia Line...enjoys speech class in school...favorite meal is stuffed pork chops...says she cannot live without tomatoes... enjoys watching The Walking Dead...wears No. 8 because, "Cat Osterman is my idol"...enjoys giving back in community service and helped her school's optimist club make Christmas wreaths and sell Christmas trees...most memorable win is the 7th inning comeback against UCF in the NCAA Regionals in 2015.



CAREER STATISTICS AT FLORIDA STATE

Year	avg	gp-gs	ab	r	h	2b	3b	hr	rbi	tb	slg%	bb	hbp	so	gdp	ob%	sf	sh	sb-att	po	a	e	fld%
2015	.190	39-12	42	9	8	1	1	1	5	14	.333	3	0	12	0	.239	1	2	1-1	11	0	1	.917
2016	.212	57-3	33	6	7	0	0	0	3	7	.212	5	1	5	0	.325	1	0	4-4	31	1	1	.970
TOTAL	.200	96-15	75	15	15	1	1	1	8	21	.280	8	1	17	0	.279	2	2	5-5	42	1	2	.956



2 • MORGAN KLAEVEMANN

Outfielder • Junior • Refugio, Texas • Refugio

CAREER HIGHS					
Hits:	3	8x, last at Notre Dame (4/3/16)	RBI:	4	vs. UCLA (6/4/16)
Doubles:	1	6x, last vs. Hofstra (2/26/16)	Runs:	4	at North Carolina (3/25/16)
Triples:	2	vs. Virginia (4/19/15)	Walks:	4	2x, last vs. Virginia Tech (4/24/16)
Home Runs:	0	-	Stolen Bases:	3	4x, last vs. NC State (4/9/16)

- 2016 ALL-ACC FIRST TEAM
- 2016 NFCA SOUTHEAST ALL-REGION THIRD TEAM
- 2016 CoSIDA ACADEMIC ALL-DISTRICT 4 FIRST TEAM
- 2016 ALL-ACC ACADEMIC TEAM
- 2015 ALL-ACC FIRST TEAM
- 2015 NFCA SOUTHEAST ALL-REGION THIRD TEAM
- 2015 ALL-ACC ACADEMIC TEAM
- FSU SOFTBALL TRIBE MEMBER


Sophomore Season (2016):

Served as the catalyst for FSU's offensive and defensive success as the leadoff hitter and centerfielder as the Seminoles won their third consecutive ACC Championship and advanced to the Women's College World Series for the second time in three seasons... Played in 61 games with 61 starts and finished with a .351 batting average (60-for-171) with a double, two triples, 20 RBI and 69 runs scored...her 1.13 runs per game ranked No. 10 in the nation...also added 53 stolen bases and 51 walks, ranking sixth in the NCAA in stolen bases and No. 12 in walks...finished in the top 10 in FSU single season history in three different categories (runs – 4th, walks – 5th and stolen bases – 7th)...also led the team with a .509 on base percentage and five outfield assists...batted 3-for-4 with one RBI, two runs scored and a career high two stolen bases in a Seminole victory against St. John's on Feb. 12...hit a triple, scored a run and tied a career high with two RBI in FSU victory against FIU on Feb. 12...tied a career high with three runs scored against Valparaiso on Feb. 14...drew two walks and scored a run against No. 2 Michigan (Feb. 19)...had a hit, a walk and a run scored against Florida A&M on Feb. 24...went 2-for-3 while scoring three runs in a win against Hofstra on Feb. 26...hit a perfect 2-for-2, brought in two runs and stole a base in a win against UAB on Feb. 27...went 2-for-3 with two runs scored and a stolen base against UC Davis (Mar. 5)...batted a perfect 2-for-2 while getting walked twice and also recorded her career high with three stolen bases in a win against CSUN on March 6...had another perfect game at the plate going 2-for-2 with one RBI, one run scored and a stolen base against Tulsa (3/12)...recorded five hits in eight at-bats with seven stolen bases and seven runs in the series at UNC (Mar 25-26)...batted 3-for-3 with two runs scored in a loss on the road at No. 22 Notre Dame on April 3...walked four times and stole two bases in a win against NC State on April 10...recorded five total stolen bases in the series sweep over Boston College (April 16-17)...went 1-for-2 with two walks and scored two runs at No. 3 Auburn on April 20...walked all four times she went up to the plate and scored three runs in a 13-1 victory over Virginia Tech (April 24)...had two hits and two runs scored in a 7-1 win over North Carolina in the ACC semifinals on

May 13...hit an RBI bunt single and added a walk and a stolen base in the NCAA Super Regionals against No. 25 Utah on May 28...was 2-for-4 with a career-high four RBI, as well as two stolen bases, in a 8-4 win over No. 14 UCLA at the Women's College World Series on June 4...walked twice, stole a base and scored the only run in a 1-0 victory over No. 2 Michigan in the WCWS to advance to the semifinals for the third time in school history...hit an RBI triple, walked and scored a run in an 8-7 defeat in eight innings to No. 5 Auburn on June 5.

Freshman Season (2015):

Excellent freshman season where she played in all 63 games with 60 starts in centerfield...the dynamic, lefty slapper was named to the All-ACC First Team and NFCA Southeast All-Region Third Team after leading Florida State with a .393 batting average (70-for-178), which is the seventh-highest season batting average in FSU history...added five doubles, three triples with 19 RBI, 43 runs scored and 20 stolen bases...also finished third on the team with 29 walks...posted a 26-game hitting streak from March 25 to May 17, ranking second-longest in FSU and ACC history as well as tied for No. 24 in NCAA history...stole two bases and walked twice at Florida A&M on February 10 to set career highs in both categories...set a career high with three hits as she went 3-for-4 at the plate against No. 7 Michigan (Feb. 14) and scored a run...went 1-for-3 with an RBI versus No. 13 Tennessee at the Mary Nutter Classic (Feb. 19)...batted 3-for-3 with an RBI and a career-high two runs at Florida Atlantic on March 10...went 2-for-2 with a walk in a 2-0 win against USC Upstate on March 12...recorded an outfield assist on March 14 against Notre Dame; also went 2-for-4 from the plate in the 7-3 win over the Irish...reached base in seven con-



CAREER STATISTICS AT FLORIDA STATE

Year	avg	gp-gs	ab	r	h	2b	3b	hr	rbi	tb	slg%	bb	hbp	so	gdp	ob%	sf	sh	sb-att	po	a	e	fld%
2015	.393	63-60	178	43	70	5	3	0	19	81	.455	29	0	30	0	.476	1	3	20-21	59	6	0	1.000
2016	.351	61-61	171	69	60	1	2	0	20	65	.380	51	5	22	0	.509	1	5	53-59	73	5	3	.963
Total	.372	124-121	349	112	130	6	5	0	39	146	.418	80	5	52	0	.493	2	8	73-80	132	11	3	.979



2 • MORGAN KLAEVEMANN

Outfielder • Junior • Refugio, Texas • Refugio

secutive plate appearances from March 8-12...drew a career-high three walks against Troy on March 1...hit a single and a double in the seventh and eighth innings, respectively, as the Seminoles rallied to defeat No. 25 Virginia Tech, 7-6 in eight innings, on March 21...batted 2-for-3 with an RBI and a career-high three runs scored against No. 9 Auburn on March 25...went 7-for-9 with an RBI and a run scored over the three-game series with Pitt on March 28-29... hit an RBI single against No. 3 Florida on April 8...walked three times at Louisville on April 11 to tie a career high...tied a career high with three hits at Louisville on April 12; also drove in a career-high two RBI...posted three hits, including two triples, scored three runs and drove in two RBI - tying career highs in all categories - against Virginia on April 19...had two game-saving outfield assists in game two of a doubleheader at Georgia Tech on April 26 - with FSU leading 3-2 in the sixth, she threw out a runner at the plate after a single to center. Then with the same score and one out in the seventh, she caught a fly ball and retired a runner at the plate to end the game...went 2-for-3 with two runs scored and an RBI at North Florida on May 3...hit a two-RBI triple against NC State in the ACC semifinal on May 8...posted two hits each in ACC tournament games against Boston College and Pitt...tied a career high with three hits against Dartmouth in the first game of the NCAA Tallahassee Regional (May 15)...hit an RBI single and added a stolen base in game three of the NCAA Knoxville Super Regional at No. 8 Tennessee on May 22...was perfect defensively, with zero errors in 65 defensive chances, including six outfield assists.

High School:

Outstanding multiple sport athlete for the Refugio Bobcats...also played for the Texas Bombers Gold travel team...named to the Caller Times All-South Texas Team (2012-14) and Victoria Advocate All-Area Team (2012-14)...earned All-State accolades by both the Texas Girls Coaches Association and the Texas Sportswriters Association in 2013 and 2014...was the 2014 District 30-AA softball



offensive player of the year...received Academic All-District honors all four years...RHS Softball MVP in 2011 and 2012...won Refugio's Powerlifting award...2nd Team All-District in basketball in 2012 and 2013...2014 District 30-AA basketball MVP and Academic All-District...named to the Victoria Advocate All-Area basketball team in 2014...2014 RHS Athlete of the Year...qualified for the regional track meet from 2011-14 in multiple events...ran the 4x100m relay at the state meet in 2014...named to the distinguished honor roll all four years...member of the National Honor Society and was NHS President at Refugio...was also Senior Class and Student Council President...RHS Geometry Award in 2011 and World Geography Award in 2012...earned the Chemistry AP award...was named the Valedictorian of her high school class...selected Florida State among offers from many schools, including Oklahoma, Texas and LSU.

Personal:

Born on January 13, 1996...majoring in Biological Science...has one brother...aspires to be a veterinarian...mentions that the best part of playing in the ACC is to compete against some of the best athletes around...favorite movie is Fried Green Tomatoes...can hold herself sideways on a pole like a flag...enjoys watching Scandal and Grey's Anatomy...cannot live without her yellow lab, Lilly...used to show chickens and turkeys at the county fair...loves her mom's Rotisserie chicken with rice and green beans...says a leader is someone who leads by example, is trustworthy and has a good heart... favorite flavor of ice cream is vanilla with chocolate syrup...can play the saxophone.



30 • JESSICA WARREN

Infielder • Junior • Tampa, Fla. • Alonso


CAREER HIGHS					
Hits:	3	9x, last at Pittsburgh (5/1/16)	RBI:	5	2x, last vs. Virginia Tech (4/24/16)
Doubles:	2	2x, last vs. South Carolina (5/21/16)	Runs:	4	2x, last at Boston College (4/17/16)
Triples:	1	3x last vs. Dartmouth (5/15/15)	Walks:	4	vs. UCF (5/16/15)
Home Runs:	2	4x, last at Boston College (4/17/16)	Stolen Bases:	3	vs. Notre Dame (5/14/16)

- 2016 NFCA THIRD TEAM ALL-AMERICAN
- 2016 NFCA SOUTHEAST ALL-REGION SECOND TEAM
- 2016 ALL-ACC FIRST TEAM
- 2016 ACC TOURNAMENT MVP
- 2015 ACC FRESHMAN OF THE YEAR
- 2015 ALL-ACC FIRST TEAM
- 2015 ACC ALL-TOURNAMENT TEAM
- 2015 NFCA SOUTHEAST ALL-REGION SECOND TEAM
- FSU SOFTBALL TRIBE MEMBER

Sophomore Season (2016):

Named an NFCA Third Team All-American and ACC Tournament MVP as the sophomore third baseman helped the Noles reach the Women's College World Series for the ninth time in school history and earn its 14th ACC Championship...started all 65 games at third base for the Seminoles and batted .380 (71-for-187), leading the team with 20 home runs, 78 RBI, 71 runs scored and a .765 slugging percentage...also added 12 doubles, 22 walks, 23 hit-by-pitches, six sacrifice flies and nine stolen bases...ranked in the top 10 in the NCAA in RBI (third), sacrifice flies (fourth) and home runs (eighth)... was also 15th in the nation with 1.09 runs per game...led the team with 20 multi-hit games and 21 games with two or more RBI...her 13-game hitting streak from May 7 until June 4 was the longest on the Seminoles for 2016...through two seasons at Florida State, Warren already sits second on the FSU all-time lists with 39 home runs and is seventh with 135 RBI...knocked in a pair of runs in the season opener against St. John's (2/12)...recorded two hits, two runs and two RBI in a win against LIU Brooklyn on Feb. 13...went 3-for-4 with one run and two RBI in a win against Valparaiso on Feb. 14...walked and scored a run against Stephen F. Austin (2/17)...batted 1-for-2 with a run scored and a walk against Minnesota on Feb. 20...scored two runs with a single and a walk against Florida A&M on February 24...hit her first home run of the season against Hofstra on Feb. 26...scored three runs on one hit and one walk against Bradley. (2/26)...had two home runs to bring in five RBI in four at bats in a victory over Cal State Northridge on Mar. 5...went a perfect 2-for-2 with a home run and four runs scored against UC Davis (Mar. 5)...recorded a home run with her only hit against CSUN (Mar. 6)...batted 3-for-4 with two RBI and three runs scored against Cal State Fullerton on March 8...hit 2-for-3 with a solo home run in a 3-0 victory against Syracuse on March 20...went 2-for-4 with a home run, two RBI and two runs scored in a win against Notre Dame on April 3...batted a perfect 3-for-3 with four RBI and two runs scored on a home run against NC State (April 8)...went a perfect 2-for-2 with two home runs, four RBI and four runs scored against Boston College on April 17...was 1-for-1 at the plate with a home run, sacrifice fly, a walk and a hit-by-pitch at No. 3 Auburn (4/20)...went

3-for-4 with a grand slam and three RBI at Pitt on April 30...tied a career high with three hits, with three RBI and two runs scored in a 15-5 win at Pitt on May 1...went 2-for-3 with a home run and four RBI against North Carolina in the ACC Tournament on May 13...had an RBI single, scored a run and set a career high with three stolen bases in the ACC Championship Game against No. 20 Notre Dame... hit a double in each game of the NCAA Regional, one against FAMU (May 20), two against South Carolina (May 21) and another against South Carolina (May 22)...went 1-for-1 with two walks and two runs scored in the first game against Utah on May 27...hit a two run home run to open the scoring in FSU's 3-0 win over Utah to win the Super Regional on May 28...had a base hit, two RBI and two runs scored in FSU's WCWS opening round game against Georgia on June 2...went 2-for-4 with a solo home run against No. 14 UCLA on June 4...had an RBI single, walked and scored a run in the Noles' WCWS semifinal game against No. 5 Auburn on June 5...closed out the season with a base hit in 14 of her last 15 games.



CAREER STATISTICS AT FLORIDA STATE

Year	avg	gp-gs	ab	r	h	2b	3b	hr	rbi	tb	slg%	bb	hbp	so	gdp	ob%	sf	sh	sb-att	po	a	e	fld%
2015	.367	61-59	188	53	69	11	3	19	57	143	.761	28	14	16	1	.481	1	0	3-4	54	105	12	.930
2016	.380	65-65	187	71	71	12	0	20	78	143	.765	22	23	21	3	.487	6	1	9-10	56	150	10	.954
TOTAL	.373	126-124	375	124	140	23	3	39	135	286	.763	50	37	37	4	.484	7	1	12-14	110	255	22	.943



30 • JESSICA WARREN
Infielder • Junior • Tampa, Fla. • Alonso

Freshman Season (2015):

Posted an impressive freshman campaign, leading the Seminoles in eight different statistical categories on her way to being named the 2015 ACC Freshman of the Year...she was also named to the NFCA Southeast All-Region Second Team, All-ACC First Team and the ACC All-Tournament Team...finished with a .367 batting average (69-for-188) with 11 doubles, three triples, 19 home runs and 57 RBI...she also recorded a slugging percentage of .761, scored 53 runs and was hit by a pitch 14 times...had an amazing first day of her collegiate career, batting a combined 5-for-7 with two doubles, two home runs, four RBI and four runs scored versus Georgia Southern and No. 6 Kentucky...went 2-for-3 with a triple and a run scored versus Tennessee on February 19...drove in two RBI versus South Carolina on Feb. 19...batted 2-for-2 with two walks, a double and two runs scored versus No. 12 UCLA to close out the Mary Nutter Classic on February 21...went 2-for-3 with a home run, two RBI and two runs scored against Boston College on Feb. 28...drove in a career-high three RBI versus Coastal Carolina on March 6...drew two walks and scored two runs in a 12-0 win over Bethune-Cookman on March 6... hit a walk-off, three-run home run versus Notre Dame on March 14; finished 2-for-4 from the plate in the game with two runs scored... posted an eight-game hitting streak from February 15 to February 28...Recorded a 15-game streak of reaching base from February 15 to March 10...Hit a two-run home run and finished with two walks and two runs scored against Colgate (3/17)...Hit a solo home run in the eighth inning of game two of a doubleheader at No. 25 Virginia Tech on March 22 as the Seminoles defeated the Hokies, 7-6... Hit a solo home run against No. 9 Auburn (3/25)...Went 2-for-3 with three RBI on a triple and a home run against Pitt on March 28...Batted .667 (6-for-9) with a 1.222 slugging percentage on two doubles and a home run with four RBI and three runs scored in the series at NC State in April 3-4... Had at least one base hit and one run scored in nine games from March 25 to April 4...Went 2-for-4 with a two-RBI single and a two-RBI home run at Louisville on April 12 to help FSU to a 9-1 win on the road...Went 3-for-3 with two solo home runs and an RBI single in the series finale at Georgia Tech on April 26 ...Launched a go-ahead home run at Georgia State and finished with three RBI as the Seminoles defeated the Panthers, 6-3, on April 27...Batted 2-for-3 with two runs scored and an RBI at North Florida on May 3...Hit a go-ahead two-run single in the bottom of the sixth versus Pitt in the ACC Championship game (5/9)...Scored the winning run in Florida State's 2-1 come-from-behind victory over UCF on May 16...Went 1-for-2 with three RBI in the regional championship game vs. UCF on May 17...batted .625 (5-for-8) with three home runs, four RBI and four runs scored in the NCAA Super Regionals at Tennessee (May 21-22).

High School:

A member of the Tampa Young Guns travel team...played for the Alonso Ravens in high school...named the Jack and Barbara Thompson Softball Player of the Year in 2014...batted .605 with 49 hits, 10 home runs, 33 RBI and 48 runs scored in 23 games as senior...First Team All-America member in 2013...named to the All-Hillsborough County First Team all four years of high school...Four-time All-Western Conference honoree (2011-14)...a member of the Principal's Honor Roll and A-Team at Alonso.



Personal:

Born December 12, 1995...majoring in Sport Management...favorite movie is Jurassic World...can play the trombone...aspires to be a softball coach...cannot live without music or her phone...wears No. 30 because of Steph Curry...enjoys watching One Tree Hill...enjoys math and statistics ...has two brothers and one sister...favorite home-cooked meal is stir-fry...had two dogs and a cat growing up... played baseball for nine years and a year or more in volleyball, basketball, track and field, soccer and softball...most memorable win is the 2015 ACC Championship.



48 • MEGHAN KING

Pitcher • Redshirt Sophomore • Parkland, Fla. • St. Thomas Aquinas

CAREER HIGHS					
Innings Pitched:	7.0	13x, last vs. Utah (5/28/16)	Walks Allowed:	4	3x, last vs. Florida (5/4/16)
Runs Allowed:	10	vs. Michigan (2/20/16)	Strikeouts:	8	2x, last vs. Notre Dame (5/14/16)
Earned Runs:	7	2x, last vs. Florida (5/4/16)	Hits Allowed:	11	at Notre Dame (4/3/16)

- 2016 ALL-ACC FIRST TEAM
- 2016 ACC ALL-TOURNAMENT TEAM
- 2016 ALL-ACC ACADEMIC TEAM
- FSU STUDENT-ATHLETE ADVISORY COUNCIL MEMBER
- FSU SOFTBALL TRIBE MEMBER

Redshirt Freshman Season (2016):

Key member of the pitching staff, posting a 25-5 record on the season, including ranked wins over No. 3 Auburn, No. 20 Minnesota, No. 20 Notre Dame and No. 25 Utah...her 25 victories ranked 16th in the NCAA...tossed FSU's first perfect game since 2004, retiring all 18 batters faced against Tulsa on March 12. She struck out five and did not allow a ball to leave the infield until the sixth inning...Tulsa went on to win its conference tournament (AAC) and King became the seventh pitcher since 2005 to record a perfect game against a team that went on to win its conference tournament...finished with a 2.30 ERA and 127 strikeouts in 200.2 innings as opponents batted just .247 against her on the season...pitched 19 complete games, including seven shutouts...the seven shutouts ranked No. 2 in the ACC and No. 20 in the NCAA...recorded two saves on the season, closing out wins over No. 13 UCLA and No. 25 Utah...faced four or fewer batters in 143 of her 200.2 innings pitched, including 71 perfect 1-2-3 innings...earned the complete game victory in her first career appearance as a Seminole, tossing 7.0 innings with four hits, two unearned runs, one walk and six strikeouts against St. John's on Feb. 12...did not allow a walk or a run in 3.0 innings to earn the win against LIU Brooklyn on Feb 13...closed out the game against Illinois, giving up a run, a walk and two hits in 2.0 innings against the Illini...struck out four in 1.2 innings against Stephen F. Austin on February 17...tossed a complete-game shutout against No. 20 Minnesota on Feb. 21...struck out five in 4.1 innings pitched against UAB on February 27...pitched a complete game against Syracuse (Mar. 19) while allowing one run on two hits with six strikeouts...pitched a complete game shutout with three strikeouts against Boston College on April 16...tossed a complete game in a road victory at No. 3 Auburn on April 20, allowing three runs, three walks with three strikeouts...threw a complete game allowing three hits and one run against Virginia Tech on April 23...capped off the game at Pitt on April 30, tossing the final 1.0 inning and retiring all three batters faced...recorded a career-high eight strikeouts on May 1 at Pitt in a complete-game victory over the Panthers...earned the win in all three games of the 2016 ACC Championships, taking down Pitt, North Carolina and Notre Dame, giving up just four runs in 17.0 innings...clinched the NCAA Regional championship against South Carolina on May 22 with a complete game victory, giving up just one run and zero walks with three strikeouts...earned her second save of the season against Utah in game one of the Super Regional against No. 25 Utah (5/27), entering with the bases loaded and closing out the 6-2 victory...sent the Seminoles to the Women's College World Series with a complete-game shutout - her seventh of the season - against Utah on May 28, needing just 72 pitches and scattering four hits with one walk and four strikeouts...pitched 5.0 innings of relief against No. 15 Georgia in the opening game of the WCWS on June 2, allowing four hits and one unearned run with one walk and five strikeouts.

Freshman Season (2015):

Redshirted her freshman season...competed with the Puerto Rico Junior and Full National Team during the summer and placed third at the 2015 WSBC Junior World Championships, setting a tournament record with 60.2 innings

pitched and finishing with a 6-3 record and a 0.57 ERA.

High School:

Led St. Thomas Aquinas to back to back FHSAA Class 7A State Championships in 2013 and 2014...posted a 20-2 record in 2014, along with a 0.25 ERA, 226 strikeouts against just 19 walks to earn Gatorade Florida Softball Player of the Year honors...recorded 15 shutouts and three no-hitters, including one perfect game, during the 2014 season en route to being named a MaxPreps First Team All-American...played for the Gold Coast Hurricanes and finished 13th at the 2013 ASA Nationals with 18u Gold Norman and placed third with 18u Gold Cooper at the 2014 Triple Crown Sports Colorado Fireworks Tournament...named the Florida Dairy Farmers 7A Player of the Year in 2014...First Team All-American by MaxPreps and Student Sports...Runner-up to teammate Korina Rosario for the 2014 Florida Dairy Farmers Miss Softball Award...earned Miracle Sports 7A All-State First Team honors in 2013-14 and named to the Third Team in 2012...member of 2014 Florida Athletic Coaches Association All-Star Team...named to the Miami Herald All Broward 8A-6A Softball First Team, as well as their Pitcher of the Year in both 2013 and 2014, while garnering Second Team accolades in 2011 and 2012...awarded Sun-Sentinel All-County First Team honors in 2013-14 and Player of the Year in 2014.

Personal:

Born on January 25, 1996...majoring in Child and Family Sciences...daughter of Mike and Karen King...has one brother and one sister...completed over 200 hours of community service in high school and also participated in a six-day mission trip to Costa Rica...competed internationally for the Puerto Rico national team...loves her wiener dog, Oliver...favorite movie is She's The Man...would love to add Oregon to the schedule because her best friend plays for them...enjoys listening to her Disney station on Pandora...aspires to work as a pediatric nurse...had a hermit crab and several fish as pets growing up...cannot live without her bear...says the best part of playing in the ACC is that most of the games are close enough for family to come and watch...wears No. 48 because it was her rec soccer number in second grade.



CAREER STATISTICS AT FLORIDA STATE

Year	era	w-l	app	gs	cg	sho	sv	ip	h	r	er	bb	so	2b	3b	hr	bf	bavg	wp	hbp	bk	sfa	sha
2016	2.30	25-5	47	33	19	7/8	2	200.2	195	82	66	46	127	25	5	14	857	.247	7	13	0	1	9
TOTAL	2.30	25-5	47	33	19	7/8	2	200.2	195	82	66	46	127	25	5	14	857	.247	7	13	0	1	9



NINE WOMEN'S COLLEGE WORLD SERIES APPEARANCES • 14 ACC CHAMPIONSHIPS



6 • ZOE CASAS


Outfielder • Sophomore • Rialto, Calif. • Aquinas

CAREER HIGHS					
Hits:	3	at North Carolina (3/25/16)	RBI:	4	2x, last at Pittsburgh (5/1/16)
Doubles:	2	2x, last vs. UC Davis (3/5/16)	Runs:	2	4x, last at Pittsburgh (5/1/16)
Triples:	1	vs. Bradley (2/27/16)	Walks:	2	2x, last vs. Louisville (5/8/16)
Home Runs:	1	5x, last vs. Notre Dame (5/14/16)	Stolen Bases:	1	2x, last at Boston College (4/17/16)

FSU SOFTBALL TRIBE MEMBER

Freshman Season (2016):

Played in 64 games with 63 starts, 32 in left field and 31 at designated player, in helping the Noles reach the World Series and earn their third consecutive ACC Championship...batted .276 (48-for-174) with 13 doubles, one triple, five home runs, 43 RBI and 26 runs scored...added 20 walks, two stolen bases and six sacrifice flies...the six sacrifice flies tied for the fourth-most in the NCAA on the season...recorded 13 multi-hit games and had 11 games with multiple RBIs...walked and scored in her first career game at FIU on February 12...batted 2-for-3 with a career-high four RBI in a Noles victory over LIU Brooklyn on Feb. 13...had two hits and an RBI against No. 2 Michigan on February 20...hit two doubles and drove in both runs in FSU's 2-0 victory over No. 20 Minnesota on February 21...batted 1-for-2 with a double, two RBI, and two runs scored against UAB on Feb. 27...achieved her first career triple on her only hit against Bradley on Feb. 27...batted 2-for-3 with two doubles and two RBI against UC Davis (Mar. 5)...went 3-for-4 with two RBI in a win against UNC on March 25...batted 2-for-3 with one double, two RBI and one run scored against NC State (April 10)...hit 2-for-4 with one run scored in a win against Boston College (April 16)...went 2-for-3 with two RBI and a double in a win against Boston College (April 17)...had an impressive doubleheader performance at No. 3 Auburn on April 20, going 2-for-4 with an RBI in game one and hitting a two-run home run in game two, helping give the Seminoles a 4-3 win over the Tigers...batted 2-for-4 with a home run and tied a career high with four RBI and two runs scored in a 15-5 win at Pitt on May 1...hit a solo home run against No. 20 Notre Dame in the ACC Championship Game on May 14...had a base hit and a walk in the final game of the NCAA Super Regional against Utah on May 28...recorded a walk against No. 14 UCLA on June 4...had a base hit against No. 5 Auburn in the WCWS semifinal game on June 5.



High School:

An outstanding athlete from Aquinas High School, setting the California Interscholastic Federation record with 247 hits in her career...batted .741 as a senior with 64 hits and 41 runs scored as she was named a MaxPreps First Team All-American...as a junior in 2014, she hit .644 with 10 doubles, four triples and 26 stolen bases as she earned CIF Player of the Year honors for Division 4...she was also named to the All-League First Team and was the Ambassador League Player of the Year...earned First Team All-America honors from MaxPreps in 2013 and was the CIF Division 5 Player of the Year in 2013 as Aquinas High School won the CIF Southern Section Division 5 Championship...she was also a member of the Corona Angels and won 12U ASA/USA State and National Championships in 2008...the Angels were finalists at the 14U (2011), 16U (2012) and 18U (2014) PGF National Championships and won three straight ASA Champions Cups from 2012 to 2014.

Personal:

Born December 22, 1996...has one sister, one half-brother, two step-sisters, and two step-brothers...aspires to be a sports medicine doctor...favorite home-cooked meal is tacos, beans and sopa...cannot live without her family and friends...favorite school subject is math...looking forward to playing Notre Dame because the members of her family are huge Fighting Irish fans...says having the opportunity to play against high competition and get a great education is the best part of being an ACC student-athlete...enjoys wearing dark clothes because she loves to wear black...her uncle is Dan Caldwell, co-owner and president of Tapout.



CAREER STATISTICS AT FLORIDA STATE

Year	avg	gpg	gs	ab	r	h	2b	3b	hr	rbi	tb	slg%	bb	hbp	so	gdp	ob%	sf	sh	sb-att	po	a	e	fld%
2016	.276	64	63	174	26	48	13	1	5	43	78	.448	20	3	17	0	.350	6	5	2-2	23	0	1	.958
TOTAL	.276	64	63	174	26	48	13	1	5	43	78	.448	20	3	17	0	.350	6	5	2-2	23	0	1	.958



23 • TESSA DANIELS

First Baseman/Pitcher • Sophomore • Auburn, Ga. • Buford

CAREER HIGHS					
Innings Pitched:	2.0	2x, last vs. Valparaiso (2/14/16)	Walks Allowed:	1	3x, last vs. UC Davis (3/5/16)
Runs Allowed:	4	vs. Valparaiso (2/14/16)	Strikeouts:	2	vs. LIU Brooklyn (2/13/16)
Earned Runs:	2	2x, last vs. NC State (4/10/16)	Hits Allowed:	4	vs. UC Davis (3/5/16)

FSU SOFTBALL TRIBE MEMBER
FSU STUDENT-ATHLETE ADVISORY COUNCIL MEMBER

Freshman Season (2016):


Appeared in 11 total games as a freshman, nine as a pitcher and two others at first base...was perfect offensively in two plate appearances on the season, batting 1-for-1 with a walk, a double, two RBI and one run scored...in the circle, she pitched 10.0 innings of relief and posted a 0-0 record with a 3.50 ERA...gave up 10 runs, five earned, on 14 hits with three walks and four strikeouts...tossed 2.0 shutout innings in her first career pitching appearance against LIU Brooklyn on Feb. 13...she also drew a bases-loaded walk to drive in a run against the Blackbirds...hit an RBI double and scored a run against Valparaiso (2/14), and also entered the circle and allowed zero earned runs in 2.0 innings to close out the game...gave up one run and two hits in 1.0 IP vs. No. 2 Michigan on February 19...retired all three batters she faced to close out the game against No. 2 Michigan (2/20)...pitched 0.2 scoreless innings against Bradley on February 26...needed only three total pitches to retire both batters she faced to close out a 10-0 win over UAB on February 28...did not allow a base runner in her 1.0 innings at Cal State Northridge on March 5...pitched 0.2 innings, giving up two runs on two hits against ACC-opponent NC State on April 10.

High School:

A four-year starter for Buford High School, winning state championships in all four seasons...the Wolves were GHSA AA Champions in 2011 and 2012, AAA Champions in 2013 and AAAA Champions in 2014...she was named to the GHSA All-State First Team each season of high school...as a junior in 2013, Daniels batted .465 (53-for-114) with four home runs and 44 RBI while posting an 8-0 record along with a 2.52 ERA and 36 strikeouts in the circle...competed with the East Cobb Bullets, GA Impact and Atlanta Vipers...earned a spot on the StudentSports.com Hot 100 list for the Class of 2015...won the 14U PGF National Championship, tossing three victories in the circle and hitting three homeruns and driving in 13 RBI in the tournament as the Vipers were named 14U Softball Team of the Year...earned Buford's Academic Excellence Award each year in high school and was named Buford's softball Scholar-Athlete for 2014-15...also earned a Technology Student Award in 2013 and won the school's Science Fair in the spring of 2014.

Personal:

Born on January 31, 1997...has one sister, Briana...favorite movie is Forrest Gump...looking forward to playing Georgia Tech because it is near where she grew up...favorite ice cream is Oreo McFlurry with extra, extra Oreos...cannot live without the death and resurrection of Jesus Christ...aspires to be a high school literature teacher and FCA sponsor...enjoys watching the Food Network as well as The Walking Dead and The Office...most gratifying community service was doing missionary work in the Dominican Republic...a routine she has while pitching is to verbally say, "thank you" before each pitch...favorite home-cooked food is her mom's bacon cheeseburgers and her dad's milkshakes...had many pets growing up including fish, turtles, hamsters, mice, bearded dragons, hermit crabs, rabbits, cats and dogs.



CAREER STATISTICS AT FLORIDA STATE

Year	era	w-l	app	gs	cg	sho	sv	ip	h	r	er	bb	so	2b	3b	hr	bf	bavg	wp	hbp	bk	sfa	sha
2016	3.50	0-0	9	0	0	0/3	0	10.0	14	10	5	3	4	2	0	2	49	.311	1	0	0	0	1
TOTAL	3.50	0-0	9	0	0	0/3	0	10.0	14	10	5	3	4	2	0	2	49	.311	1	0	0	0	1



22 • ABBY EVANS
Pitcher • Sophomore • Marietta, Ga. • Hillgrove

CAREER HIGHS					
Innings Pitched:	3.0	at Pittsburgh (4/30/16)	Walks Allowed:	1	3x, last at Pittsburgh (4/30/16)
Runs Allowed:	7	at Pittsburgh (4/30/16)	Strikeouts:	2	vs. Florida A&M (5/5/16)
Earned Runs:	7	at Pittsburgh (4/30/16)	Hits Allowed:	9	at Pittsburgh (4/30/16)

FSU SOFTBALL TRIBE MEMBER

Freshman Season (2016):

Saw action in eight games out of the bullpen as a freshman, posting a 1-0 record with a 7.50 ERA...tossed 9.1 innings and gave up 10 runs on 19 hits with three walks and five strikeouts...retired the only batter she faced in her first career pitching appearance against Stephen F. Austin on February 17...struck out a batter in 0.1 innings of work against Florida A&M on February 24...tossed 1.0 innings of relief against UC Davis on March 5 to close out the game...pitched 1.0 innings with a strikeout on the road at Boston College (April 16)...threw 2.0 scoreless innings in relief against Virginia Tech on April 24...earned her first career win at Pitt on April 30 in a relief appearance in game one of the doubleheader, tossing a career-high 3.0 innings...earned two strikeouts in 1.0 innings against Florida A&M on May 5.

High School:

Attended Hillgrove High School and earned Region Pitcher of the Year and All-State honorable mention honors as a freshman in 2011...in both 2012 and 2013, she was named first team All-County and All-Region...in her senior season, Evans and Hillgrove finished second in the 2014 GHSA State tournament as she pitched 37 of the 40 innings the Hawks played in the tournament, earning a spot on the All-County First Team...for her high school career, Evans has amassed a record of 47-22 with an ERA of 1.50 and 450 strikeouts in 459 innings pitched...participated with the Atlanta Vipers organization...earned 16U ASA State and National Championships in 2013...placed on the Hillgrove Honor Roll each year of high school and chose Florida State over offers from Georgia State, Georgia Southern, Murray State and Lipscomb.



Personal:

Born August 26, 1996...has one brother, two step-brothers and one step-sister...looking forward to playing Boston College because she has family up there...favorite movie is the Sound of Music...enjoys psychology class...aspires to be a coach...says the best parts of being a student-athlete are representing a prestigious school and competing against some of the best athletes in the country...cannot live without her pillow that she's had since she was six years old...enjoys watching One Tree Hill and Gossip Girl...wears No. 22 because she wanted something to honor her mom and she was born on July 22...had two dogs growing up...related to New York Yankee left fielder, Brett Gardner.



CAREER STATISTICS AT FLORIDA STATE

Year	era	w-l	app	gs	cg	sho	sv	ip	h	r	er	bb	so	2b	3b	hr	bf	bavg	wp	hbp	bk	sfa	sha
2016	7.50	1-0	8	0	0	0/2	0	9.1	19	10	10	3	5	3	0	3	48	.432	0	0	0	1	0
TOTAL	7.50	1-0	8	0	0	0/2	0	9.1	19	10	10	3	5	3	0	3	48	.432	0	0	0	1	0



12 • CARSYN GORDON

Utility • Sophomore • Miami, Fla. • Coral Reef

CAREER HIGHS					
Hits:	3	at CSUN (3/6/16)	RBI:	6	vs. UAB (2/28/16)
Doubles:	2	3x, last at North Carolina (3/26/16)	Runs:	2	7x, last vs. UCLA (6/4/16)
Triples:	1	vs. Syracuse (3/19/16)	Walks:	3	2x, last at Boston College (4/16/16)
Home Runs:	1	4x, last vs. Virginia Tech (4/23/16)	Stolen Bases:	2	2x, last vs. Florida A&M (5/5/16)



High School:

Attended Coral Reef High School and won the FHSAA 8A state championship in 2013 and was a semifinalist in 2014...was named to the Miami-Dade County First Team in each of her first three years of high school and earned the 2014 Miami-Dade County Player of the Year award after batting .621 with seven home runs and 25 RBI... competed with the Miami Stingrays travel team, placing seventh at the Triple Crown Nationals in 2014 and equaled that finish in 2013 at the ASA 18U National tournament...in 2012, Gordon and the Stingrays finished fourth at the ASA 16U National tournament... academically, Gordon graduated with a 4.76 GPA while taking AP and honors classes and participating in the medical program at Coral Reef High School.

Personal:

Born on November 1, 1996...has two brothers...favorite movie is Stick It...looking forward to playing Boston College in order to play against old teammates...favorite artist is Taylor Swift...aspires to be a physical therapist...can play the piano...enjoys reading Sports Illustrated...favorite accessory in wardrobe are her shoes...enjoys watching Gossip Girl...favorite home-cooked meal is meatloaf and noodles...had two dogs growing up.



2016 ALL-ACC SECOND TEAM FSU SOFTBALL TRIBE MEMBER

Freshman Season (2016):

Earned All-ACC Second Team honors as a freshman, appearing in 59 games and making 58 starts – 40 in right field and 18 as the designated player...batted .329 (49-for-149) on the season with 11 doubles, one triple and four home runs – three of which were grand slams...added 37 RBI and 37 runs scored, along with 26 walks and 11 stolen bases...walked and scored a run against Stephen F. Austin on February 17...hit a grand slam for the first hit of her collegiate career in the first inning against Florida A&M (2/24)...hit her second career grand slam on a perfect 2-for-2 day against UAB on Feb. 28... batted 2-for-2 with four RBI and two runs scored against UC Davis (March 5)...hit 3-for-4 with five RBI on two doubles and a grand slam against Cal State Northridge on March 6...went 1-for-3 while scoring two runs against Syracuse on March 19...batted 2-for-2 with two doubles and two walks against UNC (Mar. 26)...hit 2-for-4 with one RBI and one run scored in a win against Notre Dame on April 3...went 2-for-3 with a double, and RBI and one run scored against NC State on April 8...batted 2-for-3 with two RBI and a run in win against Boston College on April 16...drove in the first two runs of the game in FSU's 4-3 victory at No. 3 Auburn on April 20...had a solo home run in a 3-1 victory over Virginia Tech on April 23...tied a career high with two runs scored in a 4-3 win at Pitt on April 30... drove in the first two runs of the game on a two-run single in the top of the sixth against South Carolina on May 21...hit a double and scored two runs in FSU's 8-4 victory over No. 14 UCLA at the Women's College World Series on June 4...went 2-for-4 with an RBI and a run scored in the Noles' WCWS semifinal game against No. 5 Auburn on June 5.

CAREER STATISTICS AT FLORIDA STATE

Year	avg	gp-gs	ab	r	h	2b	3b	hr	rbi	tb	slg%	bb	hbp	so	gdp	ob%	sf	sh	sb-att	po	a	e	fld%
2016	.329	59-58	149	37	49	11	1	4	37	74	.497	26	4	25	2	.436	2	0	11-13	30	3	0	1.000
TOTAL	.329	59-58	149	37	49	11	1	4	37	74	.497	26	4	25	2	.436	2	0	11-13	30	3	0	1.000



NINE WOMEN'S COLLEGE WORLD SERIES APPEARANCES • 14 ACC CHAMPIONSHIPS



10 • CALI HARROD Utility • Sophomore • Roopville, Ga. • Heard County

CAREER HIGHS					
Hits:	2	9x, last vs. Utah (5/27/16)	RBI:	4	2x, last vs. Utah (5/27/16)
Doubles:	1	9x, last vs. Notre Dame (5/14/16)	Runs:	3	3x, last at Pittsburgh (4/30/16)
Triples:	1	2x, last at Boston College (4/16/16)	Walks:	2	5x, last vs. UCLA (6/4/16)
Home Runs:	1	5x, last vs. Auburn (6/5/16)	Stolen Bases:	3	at Pittsburgh (4/30/16)

2016 ACC ALL-TOURNAMENT TEAM FSU SOFTBALL TRIBE MEMBER

Freshman Season (2016):

Started all 65 games at shortstop for the Seminoles as a freshman, helping FSU reach the Women's College World Series for the second time in three seasons and win its 14th ACC Championship...batted .253 (40-for-158) with nine doubles, two triples, five home runs and 26 RBI...also added 31 walks, 27 stolen bases and 45 runs scored...went 1-for-2 with two walks and a run scored in her first career game against St. John's on Feb. 12...walked twice and scored a run against LIU Brooklyn...scored three runs in three at bats with two walks and a hit in a win against Valparaiso on Feb. 14...drew a walk and scored twice versus Stephen F. Austin (2/17)...went 2-for-3 in a win against No. 20 Minnesota on Feb. 20...hit an infield single and scored a run against FAMU...hit an RBI double against Bradley on Feb. 26...hit her first career home run – a two-run HR – against UC Davis on March 5...batted 5-for-9 with six RBI and five runs with a double and a home run in the series against UNC (Mar. 25-26)...went 2-for-4 with a double and RBI and two runs scored in a win against Notre Dame on April 3...hit 2-for-3 with two RBI, two runs scored and a triple in a win against Boston College on April 16...had a career day at No. 3 Auburn on April 20 in a doubleheader split of the Tigers, batting 1-for-2 with a walk and a run scored in game one and finishing game two 2-for-3 with two runs scored...had a solo home run in a 3-1 win over Virginia Tech (April 23)...went 1-for-2 with two walks, a career-high three stolen bases and three runs scored in a 16-11 win at Pitt on April 30...hit a double in all three games of the ACC Championship, including a home run against North Carolina on May 13, to earn a spot on the 2016 ACC All-Tournament Team...tied career highs with two hits and four RBI, including a three-run home run, in the first game of the NCAA Super Regional against Utah on May 27...she also made an outstanding catch at shortstop to save a run in the sixth inning...drew two walks, stole a base and scored twice in FSU's 8-4 win over No. 14 UCLA at the Women's College World Series...made a diving catch in the first inning against No. 2 Michigan to save a base hit in a 1-0 victory over the Wolverines...hit a three-run home run in the top of the seventh against No. 5 Auburn to tie the game and send it to extra innings in the WCWS semifinal on June 5.

High School:

Attended Heard County High School and helped lead the school to its first state championship in any sport as the Braves earned the GHSA AA title on Nov. 1, 2014...as a senior, batted .545 with 12 doubles, two triples, six home runs, 28 RBI, 35 stolen bases and 48 runs scored as she was named the AA Player of the Year...in 2013, went .539 from the plate with 13 doubles, seven triples, eight home runs and 40 stolen bases...was also named to the All-State First Team twice as well as being voted as the top athlete, among all sports, in her entire county...played with the Atlanta Vipers organization since 2008 and has earned the Stephanie Phillips award for leadership...won the PGF National Championship in 2012 and placed in the top 10 in 2013...the Vipers also finished in the top 10 of the 2010 ASA Nationals and were top 20 in 2011... member of the Beta Club and is an Honor Graduate...placed on the A/B Honor Roll all four years of high school and finished in the top 20 of her graduating class at Heard County.



Personal:

Born on June 16, 1997...has one brother...cannot live without her family...favorite movie is Dawn of the Planet of the Apes...would like to add Mississippi State to the schedule because many of her friends play there...favorite class subject is psychology...played basketball and softball in high school...watches Friday Night Lights...favorite animal is a shark...names hard-working, being a good teammate and never giving up as qualities of a team leader...aspires to work in sports management.

CAREER STATISTICS AT FLORIDA STATE

Year	avg	gp-gs	ab	r	h	2b	3b	hr	rbi	tb	slg%	bb	hbp	so	gdp	ob%	sf	sh	sb-att	po	a	e	fld%
2016	.253	65-65	158	45	40	9	2	5	26	68	.430	31	1	42	1	.379	0	1	27-28	81	113	13	.937
TOTAL	.253	65-65	158	45	40	9	2	5	26	68	.430	31	1	42	1	.379	0	1	27-28	81	113	13	.937



9 • DEJA BUSH
Outfielder • Redshirt Freshman • Davie, Fla. • Charles W. Flanagan

FSU SOFTBALL TRIBE MEMBER

Freshman Season (2016):
Redshirted her freshman season.

High School:
Speedy outfielder from Charles W. Flanagan High School...was named Freshman of the Year and also earned three Most Valuable Player honors during her career...an excellent hitter throughout her career, culminating with a .488 batting average during her senior season...also an impressive track athlete, jumping 11.22 meters in the triple jump and posting a mark of 11.85 seconds in the 100 meters...excels academically and was named Flanagan's Scholar-Athlete of the school in 2015 and also earned Female Scholar-Athlete honors from the Broward County Athletic Association...played for the Diamond Dusters and Gold Coast Hurricanes travel teams, placing seventh at ASA Nationals with the Hurricanes.

Personal:

Born on July 11, 1997...continues the Seminole tradition of her family as she is the daughter of former Florida State and NFL player, Devin Bush...has one brother and one sister...favorite movie is the Little Rascals...favorite class in school is science...would like to add LSU to the schedule...can play the piano...looking forward to playing Louisville because a friend plays football there...watches Love and Hip Hop Atlanta...favorite home-cooked meal is baked macaroni and cheese, collard greens and chicken...had numerous pets growing up, including three dogs, two birds a cat and a rabbit.



21 • SABRINA STUTSMAN
Utility • Redshirt Freshman • Windermere, Fla. • West Orange

FSU SOFTBALL TRIBE MEMBER

Freshman Season (2016):
Redshirted her freshman season.

High School:
Attended West Orange High School and broke the school's home run record with nine round-trippers in 2013 as a sophomore on her way to earning second team All-State honors...as a junior in 2014, she batted .419 (31-for-74) with nine doubles, six home runs, 36 RBI and an on-base percentage of .495 for the Warriors...during her senior season, she hit .415 and finished second on the team with 26 runs scored as the Warriors reached the regional finals of the FHSAA 8A tournament...participated with the Windermere Wildfire 96 and was coached by her father Steve Stutsman, who was a tight end at Baylor from 1987-91...in 2011, the Wildfire were ASA Southern national champions of the 14U division and placed 33rd at the 16U ASA national tournament in both 2012 and 2013...in the 18U division in 2014, Stutsman and the Wildfire earned a 24th place finish at ASA Nationals...in 2015, the Wildfire earned the ASA 18U National Championship...a member of the National Honor Society and earned a spot on the West Orange AB Honor Roll each year of high school...was a member of the Student Government Association in both her junior and senior years...selected Florida State after being recruited by South Carolina, Tennessee and Florida Gulf Coast, among other schools.

Personal:

Born January 20, 1997...has one brother...enjoys listening to all types of music...aspires to be a physician's assistant...favorite movie is The Little Mermaid...most looking forward to playing North Carolina this season...enjoys watching Friday Night Lights...enjoys hanging out at the pool or the beach with teammates...most memorable win was her 18U ASA National Championship...favorite home-cooked meal is steak with mashed potatoes and salad, but could eat pizza everyday...can speak Spanish fluently...her parents, Steve (football) and Susy (basketball) Stutsman both played while at Baylor.



70 • CASSIDY DAVIS
Pitcher/Utility • Freshman • Valrico, Fla. • Newsome

High School:
Graduated from Newsome High School in Lithia, Fla...helped lead the Wolves to the FHSAA 8A state championship in 2015...earned All-State First Team honors as she led her team with a 10-1 record in the circle, as well as hitting four home runs and driving in 24 RBIs at the plate...in the state title game, she had a home run and drove in three runs in Newsome's 5-1 victory over Coral Reef...named Hillsborough County Player of the Year...was a member of the Tampa Mustangs travel team and hit .500 for the summer in 2015 while leading the team in ERA, strikeouts and fewest runs allowed...helped the Mustangs to the 2015 PGF 16U Premier National Championship, tossing 43.0 innings and allowing just one earned run throughout the tournament...selected to the PGF Southeast All-American team...ranked No. 25 on FloSoftball's Hot 100 for 2016...academically, Davis finished in the top 10 percent of her class as has been on the Honor Court...chose Florida State over offers from Alabama and Stanford.



NINE WOMEN'S COLLEGE WORLD SERIES APPEARANCES • 14 ACC CHAMPIONSHIPS



26 • LESLIE FARRIS Infielder • Freshman • St. John's, Fla. • Creekside

High School:

Graduated from Creekside High School...the Knights have finished as the runner-up at the FHSAA state tournament in 2013, 2014 and 2015...earned All-State honors in 2015 as a junior and batted .369 with an on-base percentage of .509 and scored 44 runs...as a freshman at Bartram Trail High School, hit .402 from the plate with nine doubles, six triples and 21 RBIs, becoming the only freshman selected to the St. Johns All-County First Team...competed with the Gold Coast Hurricanes travel ball team and also participated for Creekside on its weightlifting team...placed first at the sectional finals as a sophomore with a total weight lifted of 285 lbs...advanced to the state tournament where she was one of three underclassmen out of 30 girls in the 129 lb class, earning a 16th place finish...in 2016, she placed ninth at the FHSAA state meet, competing in the 139 lb class...was involved with the Fellowship of Christian Athletes, the National English Honor Society, BASIC and the Senior Women and Interact Service Clubs...chose Florida State over offers from USF, Alabama and Lipscomb University.



25 • ELIZABETH MASON Catcher • Freshman • Tampa, Fla. • Gaither

High School:

Excelled at Gaither High School in Tampa, Fla., earning All-Western Conference accolades in all four seasons for the Cowboys...recorded her best season in 2016, earning All-Hillsborough County, All-Tampa Bay and 7A All-State First Team honors on her way to being named the Florida Athletic Coaches Association District 15 Class 7A Player of the Year...participated on the Clearwater Bombers Gold (Mason) travel ball team, earning a USSSA World Series championship in 2012 and winning ASA National Qualifiers in 2013 and 2015...also competed for Gaither on the volleyball team, earning Most Valuable Player

honors as a junior as she registered the most aces and kills on the team...an excellent student and held a 5.7 GPA and was among the top five percentile at Gaither while being a member of the National Honor Society and the Beta Club...chose Florida State after being recruited by West Point, Alabama and Boston College, among others...mentioned that one of the reasons that she chose Florida State was how the players treated her like a sister and the coaches made her feel like a part of the family.



1 • DANI MORGAN Infielder • Freshman • Newman, Ga. • East Coweta

High School:

Graduated from East Coweta High School in Sharpsburg, Ga....moved south after living in Illinois and attending the first three years of high school at Lincoln Way West in New Lenox, Ill...earned All-Conference and All-Area accolades every season at Lincoln Way West, including All-State Third Team honors as a junior in 2014-15...named an Southeast Region All-American and earned a spot on the All-County team while at East Coweta, finishing her senior year with a .413 batting average, 30 RBIs and 38 runs scored...participated with the New Lenox Lightning travel team and was on the 18U Gold

team coached by Jim Abbott...also played basketball, earning All-Conference and All-Area awards for her talents on the court throughout high school and scored over 1,200 points in her career...was a member of the student council, Mu Alpha Theta and the Principal's Cabinet and also earned a spot on the Honor Roll...chose Florida State over offers from Alabama and Michigan, among others...mentions that FSU was the only school where she felt like home the moment she stepped on campus.



13 • ANNA SHELNUTT Catcher/Third Base • Freshman • Franklin, Ga. • Heard County

High School:

Graduated from Heard County High School and, along with current teammate Cali Harrod, was a member of the school's first state championship in any sport when softball brought home the 2014 GHSA AA title...the Braves also reached the state tournament in 2015...was chosen as an All-State First Team member three times and also earned defensive Player of the Year honors...in her senior season, she tallied a .475 batting average with 50 RBI and a school-record 13 home runs to earn Regional and GHSA AA Player of the Year and Offensive MVP accolades...competed with the Vipers, as well as the Georgia

Academy Power and Georgia Impact travel teams...the Vipers placed third at the 2016 Junior Olympic Cup...was nominated for the PGF Southeast All-Star team...academically, she graduated fifth class and earned a spot on the "A" Honor Roll each semester...chose Florida State over offers from Michigan State, Georgia Southern and North Carolina.



1981 & 1982 AIAW NATIONAL CHAMPIONS • 29 NCAA APPEARANCES • 42 ALL-AMERICANS

HEAD COACH LONNI ALAMEDA



Heading into her ninth season as the head coach of the Florida State softball program in 2017, Lonni Alameda has guided the Seminoles back into one of the nation's best teams. After seven Women's College World Series appearances from 1987-2004, the Seminoles have returned to the final site of women's collegiate softball twice in the last three seasons (2014 and 2016), including a WCWS semifinals appearance in 2016. Florida State has earned four consecutive ACC regular season titles, three straight ACC Tournament titles and now owns 14 ACC Championships.

FSU has played in the NCAA postseason every year under Alameda, and is one of only nine schools to participate in the NCAA Tournament in every season since 2000. Since Alameda has made Tallahassee her home, she has led the Seminoles to seven ACC Championship game appearances in eight seasons, with titles in 2011, 2014, 2015 and 2016.

In 2016, Alameda led Florida State back to the WCWS, reaching the semifinals for the third time in school history and ending with a No. 4 national ranking, which tied for the highest final NFCA ranking ever for FSU. The Noles posted a 55-10 record, including 11 wins over ranked opponents. FSU defeated No. 2 Michigan (1-0) and No. 3 Auburn (4-3), marking the highest ranked wins at FSU under Alameda, and both coming away from Tallahassee as the Auburn win came on the

road and the Michigan victory at the WCWS.

The Noles finished 2016 with a 21-2 record in conference play and extended their ACC series unbeaten streak to 33, posting a 29-0-4 series record against conference opponents since 2012. No current Florida State player has ever lost a series to a conference opponent as the Noles have earned a record of 83-10 in their last 93 ACC regular season games.

Alameda earned ACC Coach of the Year for the fourth straight season in 2016 as Jessica Burroughs and Alex Powers earned ACC Pitcher and Player of the Year honors, respectively. FSU set an ACC record with six members on the All-ACC First Team as Burroughs and Powers were joined by Ellie Cooper, Meghan King, Morgan Klaevemann and Jessica Warren. Burroughs, Powers and Warren were named NFCA All-Americans, marking the sixth time that FSU had three All-Americans in the same season.

During the summer of 2016, Alameda coached the USSSA Pride of the National Pro Fastpitch league, leading them to the best record in the regular season, before falling in the NPF Championship Series to the Chicago Bandits.

The Seminoles reached the NCAA Super Regionals for the third consecutive season in 2015, finishing with a record of 49-14 and a No. 10 ranking in the final poll by the NFCA. FSU earned a trio of conference awards as Jessica Warren was named ACC Freshman of the Year, Lacey Waldrop secured ACC Pitcher of the Year honors for the second-straight season and Alameda was chosen as the ACC Coach of the Year for the third consecutive year.

The Noles earned 11 wins against ranked opponents in 2015 and have 37 ranked wins overall in Alameda's seven seasons at the helm of FSU. Several Seminoles etched their name into the NCAA record book as senior Maddie O'Brien led the nation with 73 walks, good for No. 11 all-time in NCAA history. Freshman Morgan Klaevemann's 26-game hitting streak is the second-longest in FSU history and ranks No. 24 overall in NCAA history.

Florida State posted its best season in a decade with a 55-9 record in 2014 to finish ranked No. 7 in the country by both the NFCA and USA Softball. The Seminoles won 24 ACC games to set a new school and ACC mark for conference wins in a season and also set program records in runs scored (400), home runs (65), extra base hits (168), RBI (363), walks (318) and slugging percentage (.493).

Several individuals earned regional and national awards as junior pitcher Lacey Waldrop was named USA Softball National Player of the Year. Waldrop joined Jessica van der Linden (2004) as Seminoles to win the national honor. Florida State is the only school in the country to have multiple players win the award. Waldrop joined junior shortstop Maddie O'Brien as an NFCA First Team All-American, marking the first time that FSU had placed two players on the first team in program history.

Waldrop and O'Brien also won 2014 ACC Pitcher and Player of the Year, respectively, while Alameda earned ACC Coach of the Year honors for the second year in a row. The Seminoles placed three players on the All-Region First Team, six players on the All-ACC Team, and five members on the ACC All-Tournament Team.

The signature win of the 2014 season came at the Tallahassee Super Regional, when senior Courtney Senas hit a two-run, walk-off home run against No. 13 Michigan to send the Seminoles to the Women's College World Series for the first time since 2004. It was an impressive season in 2013 for the Seminoles as they fought through several injuries to key players yet reached the NCAA Super



HEAD COACH LONNI ALAMEDA

Regionals for the first time since 2006 following a miraculous comeback against South Alabama in the Mobile Regional championship game. The five-run comeback with two outs in the top of the seventh against the 13th-seeded Jaguars personified the team's never-say-die attitude. FSU finished with a 44-19 record and Alameda was named the ACC Coach of the Year, along with a school-record four All-ACC First Team selections and five overall.

The Seminoles set a new school mark with an 18-2 record in ACC play en route to the program's 11th ACC regular season title. As the pitching coach, Alameda was influential on one of the most dynamic duos in the nation in Lacey Waldrop and Monica Perry. Waldrop earned NFCA Third-Team All-America honors, the first at Florida State since 2009, while Perry emerged as the most dominant pitcher in ACC play.

Aside from the five total All-ACC Team members in 2013, Alameda coached her first ACC Scholar Athlete of the Year when Kelly Hensley was recognized for the honor. Hensley also was named to the Capital One Academic All-America Third Team.

In 2012, the Seminoles achieved a mark of 47-16, their most wins since going 62-12 in 2004. Alameda led FSU to a 15-13 record against NCAA postseason teams throughout the year, which included nationally-ranked victories over No. 14 UCLA, No. 23 North Carolina twice and Women's College World Series participant LSU.

As the team's pitching coach, Alameda's influence on FSU starters Lacey Waldrop and Monica Perry was enormous. Both pitchers finished in the Top 30 nationally in earned run average, making FSU one of just five programs to have multiple pitchers in the top 30. Each hurler earned ACC Pitcher of the Week honors twice, and were named to the All-ACC squad. As a unit, the Seminoles finished 10th in the country with a 1.53 team ERA. In 2012, four more student-athletes made the All-ACC Team under Alameda's watch including Tiffani Brown, Briana Hamilton, Perry and Waldrop. Brown and Shayla Jackson also were named to the NFCA All-Southeast Region Second Team.



THE ALAMEDA FILE

- Enters her ninth season as head coach at Florida State and 14th year as a head coach at the Division I level
- Holds a 527-288-1 career record
- 370-130 (.740) record at Florida State
- Holds a 137-39 record in ACC play
- Guided Seminoles to the ACC title in 2011, 2014, 2015 and 2016, the conference regular season title in 2013, 2014, 2015 and 2016 and has led them to seven title game appearances
- As the team's pitching coach, she has helped 11 hurlers be named to the All-ACC First or Second Team since 2009
- Five different pitchers and eight total Seminole players have been named NFCA All-Americans
- Earned Win No. 300 vs. Fairfield on March 17, 2012
- Earned Win No. 400 at North Carolina on March 30, 2014
- Earned Win No. 500 against Jacksonville on April 6, 2016
- Helped coach the Canadian Softball Team in the 2008 Summer Olympics
- Mountain West Conference Coach of the Year in 2005 and 2007
- Atlantic Coast Conference Coach of the Year in 2013, 2014, 2015, 2016

In just her third season as head coach at Florida State, Alameda helped the Seminole softball program snap a seven-year ACC title drought to highlight an entertaining 2011 season. Despite making the conference tournament in Atlanta as the No. 4 seed, it was Alameda's season-long coaching tactics combined with the energy of her motivated group that enabled the Seminoles to storm through the competition and defeat second-seeded North Carolina, 4-1, to clinch an automatic NCAA Regional bid.

Under Alameda's guidance, the 2011 Seminoles created a noteworthy program achievement - for the first time in school history, FSU softball reached 12 consecutive NCAA Regionals. Her group also won two games in the Athens Regional, defeating Georgia State and UAB, to get to the final day of a regional for the first time since 2006.

Adding to Alameda's on and off-field influence, Sarah Hamilton became just one of two conference players in 2011 to be named to the All-ACC Team for the third time in her career. Shayla Jackson and Jen Lapicki joined Hamilton on the 2011 all-conference squad. Hamilton ended her illustrious career as one of the best pitchers in school history, with Alameda playing a large role in her success. Among her noteworthy feats, Hamilton became the first hurler in FSU history to finish with at least 1,000 career strikeouts, ending her four-year stay with 1,005 Ks.

In her second season as FSU head coach in 2010, Alameda led the Seminoles to a 44-18 record and second-consecutive appearance in not just the ACC Championship game but its 11th-straight appearance in the NCAA Division I Softball Championship. At the time, FSU's ACC Championship game appearance marked the 14th time in school history it had the chance to play for a title - a total number that is more than any other school in the conference.



1981 & 1982 AIAW NATIONAL CHAMPIONS • 29 NCAA APPEARANCES • 42 ALL-AMERICANS

HEAD COACH LONNI ALAMEDA

HEAD COACH LONNI ALAMEDA



- 2005 NFCA West Region Coach of the Year
- 2005 MWC Coach of the Year
- 2007 MWC Coach of the Year
- 2013 ACC Coach of the Year
- 2014 ACC Coach of the Year
- 2015 ACC Coach of the Year
- 2016 ACC Coach of the Year

Coaching History

Florida State (Head Coach)	2009-Present
UNLV (Head Coach)	2004-08
Stanford (Associate Head Coach)	1996-2004
Barry University (Assistant Coach)	1994-96

Coaching Ledger

Year	Record	Conf.	Finish	Postseason
UNLV				
2004	25-35	7-13	5th	N/A
2005	44-19	17-3	2nd	NCAA Reg
2006	26-37	8-12	4th	N/A
2007	37-27	12-8	2nd	N/A
2008	25-40-1	5-15	6th	N/A
Florida State				
2009	44-16	17-4	2nd	NCAA Reg
2010	44-18	12-9	3rd	NCAA Reg
2011	32-28	9-11	1st	NCAA Reg
2012	47-16	16-5	2nd	NCAA Reg
2013	44-19	18-2	1st(R)	NCAA Supers
2014	55-9	24-3	1st	WCWS
2015	49-14	20-3	1st	NCAA Supers
2016	55-10	21-2	1st	WCWS Semis
Overall: 527-288-1 FSU: 370-130 ACC: 137-39				

Alameda versus the ACC since 2009

Opponent	Record	Current Streak
Boston College	26-0 (1.000)	Won 26
Georgia Tech	14-10 (.583)	Won 9
Louisville	3-2 (.600)	Won 2
North Carolina	18-6 (.750)	Won 11
NC State	23-4 (.852)	Won 4
Notre Dame	6-3 (.667)	Won 1
Pitt	10-0 (1.000)	Won 10
Syracuse	10-0 (1.000)	Won 10
Virginia	19-3 (.864)	Won 5
Virginia Tech	18-7 (.720)	Won 6

Under Alameda's tutelage, the 2010 Seminoles accomplished a lot of statistical feats. Not only did FSU get off to its best start since 1993 by starting the year 20-2, but the team capped off the year with high marks in a bevy of categories. The Seminoles' .297 batting average was the best since 2003 and their 226 strikeouts at the plate were the fewest since the 1998 campaign.

Individually, Alameda coached several FSU student-athletes who earned recognition for their hard work on the field and in the classroom. Carly Wynn was named an All-ACC First Team selection and Terese Gober, Sarah Hamilton and Ashley Stager were each placed on the All-ACC Second Team. Robin Ahrberg, Tiffani Brown and Hamilton each got the nod on the ACC's All-Tournament team. Wynn and Hamilton captured Louisville Slugger/NFCA Division I All-Southeast Region Second Team honors, while Wynn was named to the ESPN The Magazine Academic All-America Third Team.

Alameda came to Florida State prior to the 2009 season and went on to surpass 200 career coaching victories in her first year in Tallahassee (she picked up win No. 300 on March 17, 2012 against Fairfield and added win No. 400 at North Carolina on March 30, 2014). The Seminoles finished the 2009 campaign with a 44-16 record and achieved the best conference record in school history at the time with a 17-4 league mark.

For her team's exploits on the field in 2009, Alameda and the Seminoles had the opportunity to host a regional in the NCAA Tournament for the first time since the 2004 season. Alameda coached several Seminoles that garnered postseason awards as Hamilton was named a Third Team Louisville Slugger/NFCA Division I All-American as a sophomore. Hamilton was also named ACC Pitcher of the Year, an ACC First Team member and to the Louisville Slugger/NFCA All-Southeast Region Team. Then-senior catcher Kaleigh Rafter was also named to the All-Region team and was an All-ACC First Team member as well. Wynn and Gober (both second team) were also student-athletes coached by Alameda who were recognized as All-ACC players.

Alameda carries an impressive coaching résumé on the international level and from 2004 to 2008 helped in the development of Canada's National Team. She aided Canada up until the 2004 Summer Olympics and resumed as an assistant following the Rebels' 2005 season. In the summer of 2006, Canada qualified for the 2008 Summer Olympics in Beijing, China, after its strong showing in the World Championships. Alameda spent the summer of 2008 with the Canadian team which ended its quest for the gold with a fourth-place finish at the Beijing Olympic Games.

Alameda came to FSU from UNLV, where she spent five seasons reviving the Rebels' program. She replaced Dr. JoAnne Graf, who retired after 30 seasons with the Seminoles.

Alameda went 25-35 in her first season at UNLV in 2004, which was a four-game improvement over 2003's final tally. She then posted a staggering 44-19 mark in 2005 and the program's first trip to NCAA Regionals since 1996. Alameda was named Mountain West Conference Coach of the Year in 2005 and the entire staff garnered NFCA West Regional Coaching Staff of the Year honors.

The 2005 season featured an assault on the program's record book, appearances in the national statistical rankings and the introduction of several conference and national award winners. The 44 wins were the third-most in the program's history, while the 17 Mountain West Conference wins were the most-ever since joining the league in 1999. After being predicted to finish last in the league, UNLV excelled, placing second in the league in both the regular season and Mountain West Conference tournament.

In 2006, the squad was set back by injuries and fell to 26-37, but saw a 180-degree turnaround in 2007 and finished with a 37-27 mark as Alameda earned MWC Coach of the Year honors for the second time.



HEAD COACH LONNI ALAMEDA

Alameda and UNLV had high hopes for 2008 and had the Rebels ranked in the ESPN.com/USA Softball Collegiate Top 25 Poll for the first time in program history. After starting the season 9-1-1, UNLV moved up to No. 18 in the ESPN.com/USA Softball Collegiate Top 25 Poll, but injuries to four starters proved costly as the season progressed.

Under Alameda's direction, the Rebels enjoyed recognition at the conference and regional level. Five Rebels garnered Louisville Slugger/NFCA All-Regional honors while 13 players earned all-Mountain West Conference accolades, including two pitchers of the year and one freshman of the year awards.

To Alameda, academics are just as important as on-the-field production. Since taking over the program, the Rebels had 58 Academic All-MWC honorees. Over that time span, the team had 10 or more honored in a season four times, including 11 softball student-athletes in 2008. The softball program had 21 MWC Scholar-Athletes selected, as well.

In her eight seasons at Florida State, Alameda's academic priorities have been apparent. She has coached one ACC Scholar Athlete of the Year, two academic All-Americans, four NCAA postgraduate scholarship award winners, 12 academic all-district team members and 27 All-ACC Academic Team players.

During her tenure at UNLV, Alameda also stressed the importance of community service and had players volunteer their time at the Nevada Childhood Cancer Foundation and Child Haven while participating in breast cancer walks and blood drives. Her emphasis has not changed since arriving at FSU, with the 2011 Seminole Squad earning honors such as the SemiGnome Award for community service and routinely producing standout student-athletes who are honored for their charitable ways. One of those players was Kelly Hensley who was awarded a 2013 Top Six For Service honor. In 2014 and 2015, the Seminole softball program earned the FSU Director's Cup for Service as they averaged over 35 hours of community service per student-athlete to lead all 20 FSU varsity sports.

Alameda moved to Las Vegas after eight seasons as the assistant coach at Stanford University, where she helped guide the Cardinal to a 320-179-1 record and six straight NCAA Regional appearances. She oversaw the pitching staff there and produced three All-Americans: Becky Blevins, Marcy Crouch and Dana Sorenson.

Prior to her stint at Stanford, Alameda spent two seasons as an assistant coach at Barry University (Miami Shores, Fla.). She helped the Buccaneers to a fifth-place NCAA Division II finish in her first year. She also spent some time on the international stage, serving as an instructor for both the Aruba (1995) and Spanish (2000) national teams.

An all-around great athlete, Alameda began her collegiate career as a pitcher at St. Mary's University (San Antonio, Texas) where she led the Rattlers to the NAIA Tournament in her only season. She later transferred to Oklahoma in 1989 and played softball and volleyball for the Sooners. She was a two-time All-Big Eight selection as a first and third baseman, while hitting .359 as a senior in 1992.

Alameda earned her bachelor's degree in communications from Oklahoma in 1993 and played softball professionally in Europe for a season before beginning her coaching career.





1981 & 1982 AIAW NATIONAL CHAMPIONS • 29 NCAA APPEARANCES • 42 ALL-AMERICANS

ASSISTANT COACH TRAVIS WILSON



Assistant Florida State softball coach Travis Wilson enters his sixth season at Florida State in 2017 as he helps with the Seminole offense and defense. FSU has earned four regular season ACC titles, three ACC tournament championships, four trips to the NCAA Super Regionals, two appearances in the Women's College World Series and posted a 250-68 record (.786 winning percentage) in his five years at Florida State.

The Noles have turned their offensive production around under Wilson, as they have had at least 335 runs scored, 460 hits, 50 home runs and 300 RBI in each of the last four seasons. When Wilson arrived at Florida State after the 2011 season, the Seminoles had finished the year with 286 runs scored, 40 home runs and 238 RBI.

FSU broke several school records and nearly toppled a few others in 2016 as the Noles established program records with 459 runs scored, 407 RBI and a .323 batting average. The team also finished second in FSU history with 155 stolen bases and 63 home runs, and fourth all-time with 87 doubles.

Redshirt junior Alex Powers and Jessica Warren carried the FSU offense to the 2016 WCWS semifinals, as each were named NFCA All-Americans. Powers, the 2016 ACC Player of the Year, led the team with a .396 batting average and 16 doubles, while adding 16 home runs and 62 runs scored. Warren led the team and finished in the top 10 nationally with 20 home runs, 78 RBI and 72 runs scored, ranking second in FSU history in a single season in all three categories.

The 2016 offense was aggressive and effective as five players had at least 11 stolen bases, seven players had at least nine doubles and 10 different student-athletes hit a home run en route to an ACC regular season and tournament championship. The Noles set an ACC record with six members on the All-ACC First Team as Powers and Warren were joined by Jessica Burroughs, Ellie Cooper, Meghan King and Morgan Klaevemann.

A pair of freshmen led the Seminole offense in 2015 as Jessica Warren earned ACC Freshman of the Year honors and finished with 19 home runs, 57 RBI and 53 runs scored to lead the team. Morgan Klaevemann led the team with a .393 batting average and 20 stolen bases as the outfielder also recorded a 26-game hitting streak from March 25 to May 17. The Noles earned the ACC Championship for the second year in a row and advanced to the NCAA Super Regional round for the third consecutive season in 2015.

The 2014 Seminoles reached the Women's College World Series for the first time since 2004, posted a 55-9 record and earned the ACC regular season title with a 24-3 mark. The 24 ACC wins set a new school and ACC record for conference wins in a season and gave the Seminoles the No. 1 seed on their way to winning their 12th ACC Tournament Championship.

Under Wilson's guidance, the Florida State lineup was dangerous from top to bottom and saw many players recognized for their success. Maddie O'Brien set new single-season school records for home runs (24), RBI (83), walks (56) and slugging percentage (.942) on her way to being named an NFCA First Team All-American and ACC Player of the Year. Courtney Senas was named to the NFCA All-Southeast Region First Team would have set school records in home runs (15) and RBI (57) if not for her teammate, as both totals were more than any Seminole had hit prior to the 2014 season.

As a team, the Seminoles set program records in runs scored (400), home runs (65), extra base hits (168), RBI (363), walks (318) and slugging percentage (.493). These marks eclipsed several records that were set during the impressive 2013 campaign that saw FSU reach its first NCAA Super Regional since 2006. Wilson helped Florida State achieve record-breaking numbers in just his second season as the Seminoles shattered the previous home run record of 49 in 2007 by producing 60 round-trippers in 2013. For the first time ever, four Seminoles finished with double-digit home runs including Courtney Senas (14), Kelly Hensley (13), Maddie O'Brien (10) and Celeste Gomez (10).



Florida State's 316 RBIs in 2013 set a school record, topping the previous mark of 313 in 2004. The 2013 squad also set a program record for slugging percentage at .476, were able to win 17 games by mercy rule and recorded 20 games with double-digit base hits. Wilson also oversees the team's fielding and with early-season injuries in 2013 throwing players into makeshift positions, Wilson worked arduously with each infielder and outfielder on their mechanics and created a well-accomplished group that got the job done.

Joining fellow assistant coach Craig Snider as the team's offensive instructors, Wilson helped the Seminoles make strides at the plate in their debut 2012 year. Coaching a youthful unit that included just one everyday senior starter, Wilson also made a great impact on the team's defensive game as it became a sound group in the field.



NINE WOMEN'S COLLEGE WORLD SERIES APPEARANCES • 14 ACC CHAMPIONSHIPS

ASSISTANT COACH TRAVIS WILSON



In 2012, the Seminoles finished the year with a .966 fielding percentage to rank in the upper echelon on a national scale. FSU became an entertaining group to watch defensively as student-athletes such as third baseman Briana Hamilton, shortstop Maddie O'Brien, second baseman Tiffani Brown and centerfielder Courtney Senas made a bevy of highlight-reel plays throughout the season. A fundamentally-sound unit of infielders and outfielders collectively produced both the routine and difficult plays.

It was the solid play of FSU's defensive stalwarts that helped the Seminoles begin the 2012 season with a 16-0 record, the second-best start in school history. The 16-game win streak ties for the 12th longest winning stretch for the program.

Wilson is seen as an excellent instructional mind by FSU's student-athletes, which was evident from the first day of practice in the fall 2011. He is a reliable arm for batting practice who is always offering excellent teaching points to better enlighten each player. Wilson has proven to be an absolute student of the game who utilizes various statistics in his meticulous game-day preparation.

Wilson is a native of New Zealand who has already taken on an important role in recruiting. The baseball, softball and cricket veteran serves as the Seminoles' hitting and fielding coach, using his past success as a player to better serve his student-athletes.

"Travis is from both professional baseball and the New Zealand National Program," head coach Lonni Alameda said when Wilson first arrived in the summer 2011. "From the first time I met Travis I knew he would be a great fit for our program. It is not often you come across someone that has played the same game that the girls do and yet has 10 years of Major League Baseball experience. He is personable and he has won at the highest level of this game from the men's side. He has played every position you can on the field and has been among some of the world's best in men's fastpitch. I believe Travis will be able to relate to the players on a unique level as he stills plays the game. He is excited about this opportunity and can help our program get to the next level."

Alameda's words have become prophetic so far, with Wilson doing an excellent job of working with each student-athlete and enhancing their overall game. In just four seasons of work, countless players have improved their offense and expanded their defensive abilities through the work of Wilson.

From 1996-2004, Wilson played seven seasons in the Atlanta Braves organization covering all stops from Rookie Ball to Triple-A. He enjoyed much success in his professional stint, being named an All-Star for the Appalachian League (1998), South Atlantic League (1999) and the Carolina League (2000). He was named Carolina League Player of the Year for the Myrtle Beach Pelicans, and led the Grapefruit League in hitting for the Braves during spring training in 2001.

Wilson ended his professional career in 2004 with the Cincinnati Reds' organization in Chattanooga, Tenn. As a softball player in New Zealand for the Black Sox, he made his debut as a 16-year old in 1994 and was named both the New Zealand Softballer of the Year and the Canterbury Softballer of the Year after posting a team-best .396 batting average in 1996. He would earn the Canterbury Player of the Year honor multiple times and become one of his country's biggest softball ambassadors. Wilson also was named the New Zealand Softballer of the Year in 1996 and 2006.

Wilson's most recent baseball stint was as an instructor for the Idaho Falls, a Rookie League team of the Kansas City Royals. His tasks included scouting the Pioneer League, writing reports and utilizing video while communicating with the Royals organization on several prospects. His efforts have helped the Royals claim their status of having the best farm system in Major League Baseball, as asserted by several minor-league publications. On the field, he helped his players develop their infield/outfield skills, base running and hitting mechanics. Wilson also served as expert commentator for the ISF Men's World Softball Series, and was fielding coach and video analyst for the Black Caps of the New Zealand Cricket Association. In 2015 and 2016, he served as the assistant coach for the USSSA Pride of the National Pro Fastpitch league, helping the Pride lead the league in the regular season standings and finish second in the postseason each year, falling in the NPF Championship Series to the Chicago Bandits.

Wilson is married to his wife, Jill. The two have a son named Tyler and a daughter named Josie.



ASSISTANT COACH CRAIG SNIDER



Assistant Florida State softball coach Craig Snider begins his sixth season with the Seminoles in 2017 and has already done wonders with the Seminole hitters in just five years in Tallahassee. The Noles have seen immense success in his four years at FSU, posting a .786 winning percentage (250-68) with three ACC Championships, four regular season ACC titles, four NCAA Super Regional trips and two appearances at the Women's College World Series, including a WCWS semifinal appearance in 2016.

Snider has guided the Noles to be more productive at the plate as FSU is routinely among the best in the ACC in several offensive statistical categories. Florida State broke school records in runs scored (459), runs batted in (407), batting average (.323) and slugging percentage (.505). The Noles nearly broke the single season school marks in stolen bases (155) and home runs (63), but finished second in both categories.

Behind a pair of All-American hitters – Alex Powers and Jessica Warren – the Noles finished in the top 10 nationally in on-base percentage, scoring, stolen bases and winning percentage. FSU posted a 21-2 record in the ACC in 2016 and has not lost an ACC series since 2012. The Noles are 29-0-4 in their last 33 conference series and a combined 83-10 (.892) in regular series games against ACC opponents.

In 2015, the Seminoles were among the top three in the conference in eight categories and led the ACC with 18 triples. The Noles were carried offensively in 2015 by a pair of freshmen, Jessica Warren and Morgan Klaevemann. Warren finished with 19 home runs and 57 RBI as she earned ACC Freshman of the Year honors, while Klaevemann posted a 26-game hitting streak – second-longest in FSU history and No. 24 all-time in NCAA history – and led the team with a .393 batting average.

Snider and the offense were an enormous part of the 2014 resurgence of FSU softball onto the national scene. The Seminoles posted a 55-9 record and won the school's 12th ACC Championship and advanced to the Women's College World Series for the first time since 2004.

The 2014 offense set several new records, many that were set just one year prior as Snider and the rest of the staff have been able to change the perception of Florida State being only a pitcher's school into one where the Seminoles perform all phases of the game at a high level. FSU broke the previous marks for runs scored (400), home runs (65), extra base hits (168), RBI (363), walks (318) and slugging percentage (.493). The Noles also finished with a .304 batting average, which was the first time since 1995 that the team had finished with a mark above .300.

FSU placed four position players on the 2014 All-ACC Team (O'Brien, Senas, East and Hamilton) and also four on the ACC All-Tournament Team (O'Brien, Gomez, Hensley and Brown).

Despite his short time in Tallahassee, Snider had coached numerous players who are now listed on FSU's single-season top 10 list in many categories. Maddie O'Brien set school records in home runs (24), walks (56), RBI (83) and slugging percentage (.942) in 2014 on her way to being an NFCA First Team All-American and the ACC Player of the Year. Courtney Senas added 15 home runs, 57 RBI and tied Tiffani Brown with 65 runs scored. In all, eight of the top nine home run, five of the top six walk, the top five RBI and four of the top six run totals in Florida State single-season history have come from players coached by Snider since 2012.

The success in 2014 only built upon the foundation laid in 2013 that set school marks for home runs (60), RBIs (316) and slugging percentage (.476). In no way was the offense one-dimensional, as the Seminoles also posted a .292 batting average and recorded 156 extra base hits, just two shy of the program record at the time.

Snider helped accomplish so much success at the plate despite being without three key everyday players who were out with season-ending injuries early in the year. Known as a tradition-rich program with enormous pitching feats, Snider helped give a vital boost to the Seminole bats that helped carry the team along with good pitching in 2013 and watched three position players in Senas, freshman Victoria East and Bull-ock earn All-ACC selections.





NINE WOMEN'S COLLEGE WORLD SERIES APPEARANCES • 14 ACC CHAMPIONSHIPS

ASSISTANT COACH CRAIG SNIDER

Arriving in the summer of 2011, Snider helped foster a winning attitude and developed tremendous camaraderie with student-athletes and recruits immediately. He worked actively to improve the individual performances of several student-athletes in the 2012 season, helping players such as Briana Hamilton, Tiffani Brown, Kirstin Austin and others record banner years. Hamilton and Brown earned selections to the All-ACC First Team for the first time in their careers, while Austin's noticeable improvement at the plate gave the Seminoles an enormous spark throughout the year.

In 2012, Snider's daily teachings helped the team establish a strong sense of plate discipline. FSU's 230 walks were vital toward manufacturing runs, with it being the team's highest total since 2004. Throughout the season, the Seminole offense proved to be a clutch-hitting bunch that could come through in late-game situations. It was also a fundamentally-sound group that improved greatly in situational hitting, contributing to its 47-16 overall record.

The Franklin, Ky. native has built a reputation for being a difference maker everywhere he has been, which includes Stephen F. Austin, Oklahoma, Centenary and Lindsey Wilson College. Over the last decade, Snider has propelled each of his teams toward tremendous improvement at the plate, and looks to continue his history of success as FSU's hitting coach.



In his most recent stint at Stephen F. Austin as an assistant coach, Snider helped turn the Southland Conference program around right away. He took over as hitting coach in 2007 following a season in which the Ladyjacks finished with a .229 batting average. Over the next three seasons, SFA batted .274 (2008), .275 (2009) and .278 (2010). He also led the team to sharp spikes in home runs, on-base percentage and slugging percentage, as SFA recorded 43 round-trippers in Snider's first season after hitting just 16 the season before.

At Stephen F. Austin, Snider took on several roles in guiding the program toward its recent success. He devised hitting and defensive workouts during the fall, directed all aspects of camps, developed team-building exercises, served as a fundraising arm, handled much of the recruiting and recruiting databases and oversaw his student-athlete's academic progress.

"I'm extremely impressed with Craig's character," FSU head coach Lonni Alameda said. "He is a genuine person who works hard and loves the game. He has been a part of bigger programs as well as mid majors and I believe that makes him a tremendous coach as you have to be very creative in your coaching as you relate to different styles of athletes. Craig also brings a wealth of recruiting connections. He is very good with people and respected by many and he will now embrace those relationships as a Seminole."

Snider, who has been involved as a coach in softball since 2001, previously assisted in producing three All-Americans at Oklahoma from 2005-06, and played a large role in creating scouting reports as a graduate assistant coach for the Sooners. At his alma mater of Centenary, he helped lead the school to two Mid-Con Tournament championships while providing analysis for recruiting, hitting, fielding and putting together chart systems. His versatility also included field maintenance and even putting together the team's highlight videos in 2004 and 2005.

At Lindsey Wilson College from 2001-03, Snider guided the team to batting averages above .300 every season. He was heavily involved in the recruiting process as an assistant coach and oversaw all summer camps.

"I'm thrilled to help coach at such an established program that is coming off another conference championship and has great things going for it," Snider added when he first came to Tallahassee. "FSU's history of softball success was such a motivating factor for me to come here, and I have no doubt that through the hard work of this current coaching staff and our student-athletes, we can take this program to the next level."

Snider is married to his wife, Lauren, who is a native of Bellville, Texas. The two have one daughter, Riley and one son, Henry.



VOLUNTEER COACH CARLTON SALTERS



Carlton Salters is in his second season as the volunteer assistant coach for the Seminoles. He will work with the outfielders and also assist with the offense and baserunning. Florida State significantly improved in both of those areas in 2016 as the Noles set program records with 459 runs scored and 407 RBI. On the basepaths, FSU nearly tripled its stolen base output from 2015 (52) with 155 SBs in 2016, led by Morgan Klaevemann who finished fifth in the nation with 53. Seven different players swiped at least eight bases on the year, with 13 total players with at least one SB as the entire team became a threat to steal.

Salters attended Arkansas to play football and recorded 13 receptions for 185 yards and one touchdown in his three seasons with the Razorbacks. He opted out of his senior season off college football to pursue playing professional baseball, securing a minor league roster spot on the AZL Giants of the Arizona Rookie League in the fall of 2010. Salters has continued to compete in independent leagues, playing for the Gateway Grizzlies of the Frontier League in 2011 and the Edinburgh Roadrunners in 2013, where the Roadrunners earned the United League Baseball championship. In 2015, Salters played for two teams in the American Association – the Gary SouthShore RailCats and the Lincoln Saltdogs. Salters returned to school and received his bachelor’s degree from the Univeristy of Arkansas in the fall of 2016.

Salters grew up in Tallahassee, Fla., and went to North Florida Christian High School where he excelled at both baseball and football. The Eagles reached the regional finals in football in each of his last three years of high school and were among the final eight playing for a FHSAA state championship. In his senior season, Salters recorded 16 touchdowns on only 26 catches for a total of 603 yards. With the baseball team, Salters and the Eagles advanced to the regional semifinal round in each season, and reached the 2004 FHSAA 2A state championship game as a sophomore. In 2005, he was selected as an honorable mention to the FHSAA 2A All-State Team.

2017 TRIBE

The Tribe is the Florida State softball leadership group of current players that help implement Coach Lonni Alameda’s vision for the program by serving the team and outside community in a variety of ways.

An important service the Tribe provides is writing a periodic newsletter that is sent out to the Dugout Club members throughout the season. Editor-In-Chief Abby Evans spearheads that initiative as each Tribe member is responsible for articles, interviews, fun facts and other stories that are included in each issue.

Community Service Director Zoe Casas coordinates the weekly service projects for each member of the team, ranging from roadside cleanup, hospital or school visits, the Champions Auction as well as participating with the Miracle League.



Back Row: Sabrina Stutsman, Deja Bush, Morgan Klaevemann, Tessa Daniels, Sydney Broderick, Jessica Burroughs, Alex Powers, Korina Rosario
Front Row: Zoe Casas, Abby Evans, Jessica Warren, Carsyn Gordon, Cali Harrod, Meghan King



SOFTBALL SUPPORT STAFF



Erin Dechellis
Coordinator of Advising



Craig Campanozzi
Video Coordinator



Wendy Byers
Accounting Specialist



Kathy Noyes
Technical Support Analyst



Ross Shackelford
Marketing Assistant



Anthony Santiago
Director of Softball Operations



Robin Ahrberg
Head Softball Equipment Manager



Eunice Hernandez
Athletic Trainer




Caitlin Quinn
*Associate Director of
Strength & Speed*



Brandon Kendrick
Assistant Director of Facilities




Kyle Slaton
Grounds Manager



Parker McGlone
Grounds Manager



Savannah Green
Student Athletic Trainer



Samantha November
Student Athletic Trainer



Katie Burke
Student Manager



Bella D'Errico
Student Manager



Katie Baker
Student Manager



Sydney Bates
Student Manager




Support Staff Not Pictured: Harold Williams - Grounds Crew; Managers - Taylor Zitello, Alex Gleicher



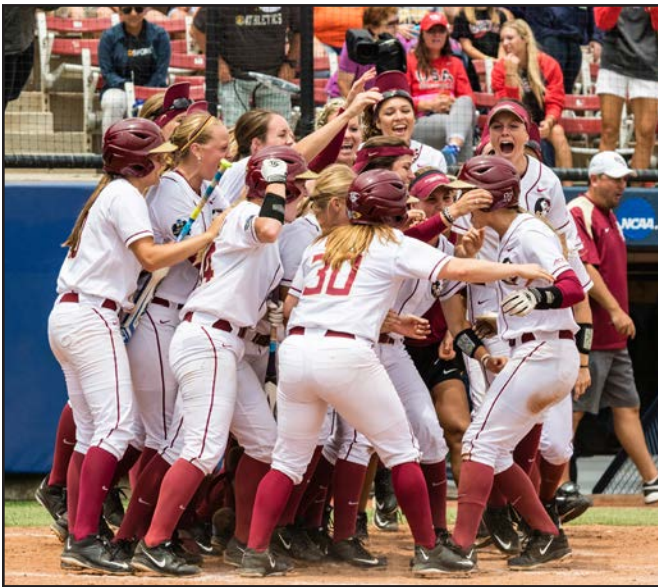
2016 SEASON IN REVIEW

- Advanced to the semifinals of the Women's College World Series for the third time in school history, matching the longest postseason run ever.
- Finished the year ranked No. 3 in the nation.
- It was the ninth trip to the Women's College World Series for Florida State.
- Jessica Burroughs, Alex Powers and Jessica Warren were named NFCA All-Americans. It is the first time since 2004 that the Noles had three All-Americans in the same season, and the sixth time overall. There have now been 30 different FSU student-athletes that have earned All-America accolades.
- The Noles reached the NCAA Super Regionals for the fourth straight season and fifth time in school history since the NCAA Tournament adopted the format in 2005.
- Florida State competed in its 29th NCAA Tournament and the 17th in a row. The Seminoles are one of nine schools to play in the NCAA postseason every year since 2000 – Alabama, Arizona, Louisiana, Michigan, Notre Dame, Oklahoma, UCLA and Washington.
- The Noles posted a 22-game winning streak from February 20 to April 3, marking the fourth-longest winning streak in school history.
- FSU posted 10 wins over ranked teams in 2016, including a 1-0 victory over No. 2 Michigan at the Women's College World Series. It marked the highest ranked victory for Florida State under head coach Lonni Alameda. Overall, the Noles have 47 victories over ranked teams since Alameda's arrival in 2009.
- The Noles won the ACC regular season title for the fourth consecutive season and earned the ACC Championship for the third straight year. The Noles are unbeaten in their last 33 conference series, posting a 29-0-4 mark against ACC foes, with 23 sweeps. FSU is 83-10 in its last 93 ACC regular season games (.892) and last lost a conference series at Maryland on May 5-6, 2012.
- It marked the 14th ACC Championship for Florida State in the 25 years of ACC softball.
- Florida State earned 20 conference wins for the third straight season, finishing 2016 with 21 ACC victories. The Noles are the only school to win 20 conference games in a season, setting the ACC record with 24 in 2014 and also earning 20 in 2015.
- FSU placed a league-record six student-athletes on the 2016 All-ACC First Team, breaking the record of four set by Georgia Tech (2005, '07, '10, '11), North Carolina (2008), Florida State (2013) and Notre Dame (2015).
- Alex Powers was named ACC Player of the Year, while Jessica Burroughs earned ACC Pitcher of the Year honors. They were joined on the All-ACC First Team by Ellie Cooper, Morgan Klaevemann, Meghan King and Jessica Warren. Carsyn Gordon was also selected to the All-ACC Second Team.
- Head Coach Lonni Alameda was named the ACC Coach of the Year for the fourth consecutive season.
- Coach Alameda also earned her 500th career win during the 2016 season, accomplishing the feat on April 6 with a 4-0 victory over Jacksonville.
- Five different student-athletes (Alex Powers, Jessica Burroughs, Meghan King, Jessica Warren and Sydney Broderick) combined to earn 10 different ACC Player of the Week accolades. The five FSU players to earn weekly conference awards was the most of any school in the ACC.





2016 SEASON IN REVIEW




- Meghan King tossed a perfect game against Tulsa on March 12. It was the first perfect game in FSU history since Casey Hunter on March 13, 2004. Tulsa went on to win the American Athletic Conference in 2016, making King the seventh pitcher since 2005 to record a perfect game against a team that went on to win its conference tournament.

- Jessica Burroughs tossed two no-hitters on the season, blanking Bradley (February 27) and Florida A&M (May 20). She has three no-hitters in her career. In 15 total appearances in 2016, Burroughs allowed either zero or one hit, tossing 57.0 innings and surrendering eight hits and nine walks with 90 strikeouts in those 15 games.

- The Noles set a school record with 459 runs scored and 7.06 runs per game, far surpassing the previous records of 400 runs and 6.25 runs per game that were set in 2014.

- FSU nearly set a record with 155 stolen bases, falling just short of the 1996 mark of 160 stolen bases. The Noles nearly tripled the stolen base output from the 2015 season, where they only recorded 52 stolen bases.
- Florida State scored in over 42% of its innings at the plate, bringing home at least one run in 170 of 402 innings on the season. The Noles scored at least two runs in an inning 118 times and three or more runs in 71 different innings.
- Meghan King was very efficient in her first season of collegiate softball, posting a 25-5 record and a 2.30 ERA. She faced four or fewer batters in 140 of her 200.2 innings pitched this season, including 71 perfect 1-2-3 innings.
- Jessica Warren is turning into one of the best offensive players in Florida State history, even though she just finished her sophomore season. She ended 2016 ranked second in FSU history in single-season home runs (20), RBI (78) and runs scored (71). Through two seasons, she is already second all-time at FSU with 39 home runs and is ranked seventh with 135 RBI.
- Morgan Klaevemann was a catalyst for the FSU offense, leading the team with a .509 on-base percentage, 51 walks and 53 stolen bases. She now ranks eighth all-time in FSU history with 73 stolen bases through her first two seasons at FSU.
- The trio of Jessica Warren (71 runs scored), Morgan Klaevemann (69) and Alex Powers (62) combined to score 202 runs during the 2016 season, more than 97 other collegiate teams for the entire season.





1981 & 1982 AIAW NATIONAL CHAMPIONS • 29 NCAA APPEARANCES • 42 ALL-AMERICANS

2016 FINAL STATISTICS

Record: 55-10 Home: 28-4 Away: 15-3 Neutral: 12-3 ACC: 21-2

Player	avg	gp-gs	ab	r	h	2b	3b	hr	rbi	tb	slg%	bb	hp	so	gdp	ob%	sf	sh	sb-att	po	a	e	fld%	
11 Alex Powers	.396	65-65	197	62	78	16	0	16	63	142	.721	32	3	18	0	.477	5	0	17-20	421	3	7	.984	
30 Jessica Warren	.380	65-65	187	71	71	12	0	20	78	143	.765	22	23	21	3	.487	6	1	9-10	56	150	10	.954	
14 Ellie Cooper	.353	65-65	187	50	66	9	5	5	47	100	.535	23	8	17	2	.439	3	13	8-9	78	83	9	.947	
2 Morgan Klavemann	.351	61-61	171	69	60	1	2	0	20	65	.380	51	5	22	0	.509	1	5	53-59	73	5	3	.963	
34 Sydney Broderick	.343	64-63	172	35	59	10	0	4	47	81	.471	39	1	16	3	.460	3	0	4-5	350	24	5	.987	
12 Carsyn Gordon	.329	59-58	149	37	49	11	1	4	37	74	.497	26	4	25	2	.436	2	0	11-13	30	3	0	1.000	
6 Zoe Casas	.276	64-63	174	26	48	13	1	5	43	78	.448	20	3	17	0	.350	6	5	2-2	23	0	1	.958	
10 Cali Harrod	.253	65-65	158	45	40	9	2	5	26	68	.430	31	1	42	1	.379	0	1	27-28	81	113	13	.937	

23 Tessa Daniels	1.000	4-0	1	1	1	1	0	0	2	2	2.000	1	0	0	0	1.000	0	0	0-0	5	1	1	.857	
25 Macey Cheatham	.375	19-3	8	5	3	0	0	0	4	3	.375	4	0	2	0	.538	1	0	1-2	25	2	0	1.000	
7 Jasmine Palmer	.273	14-5	11	3	3	0	0	1	3	6	.545	1	4	3	0	.500	0	1	0-0	3	2	0	1.000	
5 Alex Kossoff	.268	52-38	82	16	22	0	0	0	9	22	.268	4	0	6	0	.302	0	4	7-8	30	0	1	.968	
44 Lauren Harris	.250	42-0	4	2	1	1	0	0	2	2	.500	1	0	2	0	.400	0	0	0-0	9	1	0	1.000	
18 Victoria East	.234	51-21	77	20	18	3	0	2	18	27	.351	13	2	21	0	.351	2	0	11-13	28	2	0	1.000	
8 Korina Rosario	.212	57-3	33	6	7	0	0	0	3	7	.212	5	1	5	0	.325	1	0	4-4	31	1	1	.970	
24 Victoria Daddis	.160	23-10	25	2	4	1	0	1	4	8	.320	4	1	5	2	.300	0	0	0-0	19	0	1	.950	
4 Megan McReynolds	.000	4-0	3	0	0	0	0	0	0	0	.000	1	0	1	0	.250	0	0	0-0	0	0	0	.000	
3 Mia Lacy	.000	2-0	1	0	0	0	0	0	1	0	.000	1	0	1	0	.500	0	0	0-0	0	2	3	.400	
28 Bella D'Errico	.000	23-0	0	9	0	0	0	0	0	0	.000	0	0	0	0	.000	0	0	1-4	0	0	0	.000	
Totals	.323	65	1640	459	530	87	11	63	407	828	.505	279	56	224	13	.431	30	30	155-177	1269	449	63	.965	
Opponents	.218	65	1602	166	350	53	10	32	143	519	.324	112	23	371	17	.278	8	18	34-41	1188	500	94	.947	

LOB - Team (395), Opp (328). DPs turned - Team (26), Opp (29). CI - Team (0), Opp (7). IBB - Team (1), Warren, J. 1, Opp (5).

(All games Sorted by Earned run avg)

Player	era	w-l	app	gs	cg	sho	sv	ip	h	r	er	bb	so	2b	3b	hr	b/avg	wp	hp	bk	sfa	sha		
16 Jessica Burroughs	1.86	29-5	41	32	14	6/5	1	203.0	122	64	54	60	235	23	5	13	.168	13	10	0	6	8		
48 Meghan King	2.30	25-5	47	33	19	7/8	2	200.2	195	82	66	46	127	25	5	14	.247	7	13	0	1	9		

23 Tessa Daniels	3.50	0-0	9	0	0	0/3	0	10.0	14	10	5	3	4	2	0	2	.311	1	0	0	0	1		
22 Abby Evans	7.50	1-0	8	0	0	0/2	0	9.1	19	10	10	3	5	3	0	3	.432	0	0	0	1	0		
Totals	2.23	55-10	65	65	33	21/8	3	423.0	350	166	135	112	371	53	10	32	.218	21	23	0	8	18		
Opponents	6.73	10-55	65	65	20	2/1	0	396.0	530	459	381	279	224	87	11	63	.323	34	56	6	30	30		

PB - Team (14), Cheatham, M. 8, Broderick, S 5, Daddis, V. 1, Opp (8). SBA/ATT - Broderick, S (31-38), King, M. (25-29), Burroughs, J (8-11), Cheatham, M. (2-2), Evans, A. (1-1), Daddis, V. (1-1).





2016 ACC STANDINGS AND RESULTS

Florida State - ACC Champion & NCAA Tournament College World Series Participant
Louisville - NCAA Tournament Regionals Participant
North Carolina - NCAA Tournament Regionals Participant
Notre Dame - NCAA Tournament Regionals Participant

Team	Conference						Overall						
	W	L	Pct	Hm	Rd	Neu	W	L	T	Pct	Hm	Rd	Neu
Florida State	21	2	.913	11-1	10-1	0-0	55	10	0	.846	28-4	15-3	12-3
Louisville	15	8	.652	9-3	6-5	0-0	35	17	0	.673	19-5	10-6	6-6
Notre Dame	13	7	.650	5-3	8-4	0-0	43	13	0	.768	13-3	11-5	19-5
Boston College	12	9	.571	3-6	9-3	0-0	30	23	0	.566	4-7	16-9	10-7
North Carolina	13	11	.542	6-6	7-5	0-0	32	25	0	.561	15-9	12-10	5-6
Virginia Tech	13	11	.542	9-3	4-8	0-0	29	28	0	.509	18-5	9-12	2-11
Syracuse	9	14	.391	5-6	4-8	0-0	27	26	0	.509	12-7	7-13	8-6
Pitt	8	14	.364	5-7	3-7	0-0	31	21	0	.596	10-8	7-9	14-4
Virginia	7	14	.333	3-6	4-5	0-0	18	33	0	.353	5-12	7-14	6-7
Georgia Tech	7	16	.304	2-10	5-6	0-0	22	33	0	.400	10-16	6-14	6-3
NC State	6	18	.250	4-8	2-10	0-0	23	33	0	.411	15-17	4-11	4-5

Record vs. Non-ACC Opponents: 214-131, .620

- Syracuse (1) Maddi Doane
- Virginia (2) Allison Davis Erika Osherow
- Virginia Tech (3) Bre Davenport Maggie Tyler
- Lauren Duff

ACC Softball Scholar-Athlete of the Year
Maryssa Becker, UL

Final USA Today/NFCA Division I Poll

- Oklahoma
- Auburn
- LSU
- Florida State
- Michigan
- Alabama
- Georgia
- Florida
- UCLA
- Oregon
- James Madison
- Louisiana-Laf.
- Washington
- Arizona
- Missouri
- Utah
- Tennessee
- Kentucky
- Texas A&M
- Minnesota
- Baylor
- Fresno State
- Notre Dame
- Florida Atlantic
- USF

Final ESPN/USA Softball Poll

- Oklahoma
- Auburn
- Florida State
- LSU
- Michigan
- Georgia
- Alabama
- Florida
- UCLA
- James Madison
- Oregon
- Missouri
- Washington
- Louisiana-Laf.
- Arizona
- Utah
- Kentucky
- Tennessee
- Minnesota
- Texas A&M
- Baylor
- Fresno State
- Florida Atlantic
- Ole Miss
- Notre Dame

2016 Individual ACC Statistical Leaders

- Batting Average: Karley Wester, ND .446
- Home Runs: Jessica Warren, FS 20
- Runs Batted In: Jessica Warren, FS 78
- Runs Scored: Jessica Warren, FS 71
- Base Hits: Karley Wester, ND 91
- Doubles: Alex Powers, FS 16
- Triples: Ellie Cooper, FS 5
- Stolen Bases: Morgan Klaevemann, FS 53
- Slugging Percentage: Giordiana Zeremenko, UP .888
- Earned Run Average: Sydney O'Hara, SU 1.47
- Victories: Jessica Burrough, FS 29
- Strikeouts: Maggie Tyler, VT 245
- Saves: Sydney O'Hara, SU 5

2016 Team ACC Statistical Leaders

- Batting Average: Notre Dame .347
- Earned Run Average: Florida State 2.23
- Fielding Percentage: Syracuse .976
- Scoring: Florida State 7.06

ACC Tournament Results

- Raleigh, N.C., May 12-14
Thursday
#1 Florida State d. #8 Pitt (6 inn.) 8-0
#5 No. Carolina d. #4 Boston Col. 6-0
#2 Louisville d. #7 Syracuse 1-0
#3 Notre Dame d. #6 Virginia Tech 5-4
Friday
Florida State d. North Carolina 7-1
Notre Dame d. Louisville 4-2
Saturday
Florida State d. Notre Dame 7-3

ACC All-Tournament Team

- Florida State (4)
Sydney Broderick
Cali Harrod
Louisville (2)
Maryssa Becker
North Carolina (2)
Aquila Mateen
Notre Dame (3)
Rachel Nasland
Ali Wester
Meghan King
Jessica Warren
Sidney Melton
Taylor Wike
Karley Wester

Tournament Most Valuable Player

Jessica Warren, FS

NCAA Tournament Results

- Regionals, May 19-22
Super Regionals, May 27-29
College World Series, June 2-8
Regionals at Tallahassee, Fla.
Florida State d. Florida A&M 1-0
Florida State d. South Carolina 4-0
Florida State d. South Carolina 2-1
Regionals at Columbia, Mo.
Nebraska d. Louisville 3-2
Brigham Young d. Louisville 6-4
Regionals at Harrisonburg, Va.
North Carolina d. Longwood 6-4
James Madison d. No. Carolina 10-1
Longwood d. No. Carolina (9 inn.) 5-4
Regionals at Ann Arbor, Mich.
Miami (OH) d. Notre Dame 3-2
Notre Dame d. Valparaiso 8-0
Notre Dame d. Miami (OH) 5-0
Michigan d. Notre Dame 6-2
Super Regionals at Tallahassee, Fla.
Florida State d. Utah 6-2
Florida State d. Utah 3-0
World Series at Oklahoma City, Okla.
Georgia d. Florida State 5-4
Florida State d. UCLA 8-4
Florida State d. Michigan 1-0
Auburn d. Florida State (8 inn.) 8-7

All-Atlantic Coast Conference Team

- First Team
Tatiana Cortez BC
Jessie Daulton BC
Jessica Burroughs FS
Ellie Cooper FS
Meghan King FS
Morgan Klaevemann FS
Alex Powers FS
Jessica Warren FS
Maryssa Becker UL
Kristen Brown NC
Kendra Lynch NC
Micaela Arizmendi ND
Erin Hershman UP
Lauren Duff VT
Maggie Tyler VT
Second Team
Jesse Dreswick BC
Annie Murphy BC
Carsyn Gordon FS
Courtney Ziese GT
Megan Hensley UL
Jordan McNary UL
Hailey Smith UL
Taylor Wike NC
Molly Hutchison ST
Morgan Reed ND
Ali Wester ND
Karley Wester ND
Jenna Modic UP
Maggie Sevilla UP
Allison Davis VA

ACC Player of the Year

Alex Powers, FS

ACC Pitcher of the Year

Jessica Burroughs, FS

ACC Freshman of the Year

Lauren Duff, VT

ACC Coach of the Year

Lonni Alameda, FS

NFCA All-Americans

- SS Kristen Brown, NC 1st Tm
1B Alex Powers, FS 2nd Tm
P Jessica Burroughs, FS 3rd Tm
OF Karley Wester, ND 3rd Tm
At-L/3B Jessica Warren, FS 3rd Tm

ACC Players of the Week

- Feb. 15 Tyler Ross, ST
Feb. 22 Kristen Brown, NC
Feb. 29 Alex Powers, FS
March 7 Molly Hutchison, ST
March 14 Melissa Rochford, ND
March 21 Giordiana Zeremenko, UP
March 28 Alex Powers, FS

- April 4 Berlynnne Delamora, NC
April 11 Sydney Broderick, FS
April 18 Bailey Bigler, ND
April 25 Jessica Warren, FS
May 2 Berlynnne Delamora, NC
and Jessica Warren, FS
May 9 Caitlyn Brooks, ND

ACC Pitchers of the Week

- Feb. 15 Kendra Lynch, NC
and Megan Hensley, UL
Feb. 22 AnnaMarie Gatti, SU
Feb. 29 Jessica Burroughs, FS
and Sarah Dawson, UP
March 7 Jessica Burroughs, FS
and Allie Rhodes, ND
March 14 Meghan King, FS
March 21 Maryssa Becker, UL
and Jessica Burroughs, FS
March 28 Maggie Tyler, VT
April 4 Kayla Harris, UP
and Maggie Tyler, VT
April 12 Kendra Lynch, NC
and Maggie Tyler, VT
April 19 Allie Rhodes, ND
April 25 Jessica Dreswick, BC
and Meghan King, FS
May 2 Allyson Frei, BC
May 9 Kendra Lynch, NC
and Megan Hensley, UL

All-ACC Academic Team

- Boston College (1)
Megan Cooley
Florida State (3)
Ellie Cooper Morgan Klaevemann
Meghan King
Georgia Tech (3)
Emily Anderson Samantha Pierannunzi
Madeline Lionberger
Louisville (10)
Maryssa Becker Sidney Melton
Lillie Goetz Morgan Meyer
Megan Hensley Nicole Pufahl
Jenna Jordan Brittany Sims
Jordan McNary Hailey Smith
North Carolina (2)
Lauren Fuller Kendra Lynch
NC State (1)
Molly Hutchison
Notre Dame (6)
Rachel Nasland Kimmy Sullivan
Allie Rhodes Ali Wester
Melissa Rochford Karley Wester
Pitt (3)
Olivia Gray Maggie Sevilla
Erin Hershman



2016 TEAM GAME HIGHS

Batting

At bats:	38	-	at Florida (Apr 13, 2016)
Runs scored:	17	-	vs UC Davis (Mar 05, 2016 at Northridge, Calif.)
Hits:	17	-	at Pittsburgh (Apr 30, 2016)
RBIs:	15	-	at Pittsburgh (Apr 30, 2016)
Doubles:	5	-	vs CSUN (Mar 06, 2016 at Los Angeles, Calif.)
Triples:	1	-	(11 times)
Home runs:	3	-	(4 times)
Total bases:	24	-	vs Hofstra (Feb 26, 2016)
	24	-	at Notre Dame (Apr 03, 2016)
	24	-	at Pittsburgh (May 01, 2016)
Walks:	11	-	vs Valparaiso (Feb 14, 2016 at Miami, Fla.)
Strikeouts:	16	-	at Florida (Apr 13, 2016)
Sac hits:	2	-	(5 times)
Sac flies:	3	-	vs UC Davis (Mar 05, 2016 at Northridge, Calif.)
	3	-	at North Carolina (Mar 25, 2016)
Stolen bases:	8	-	vs Notre Dame (May 14, 2016 at Raleigh, N.C.)
Hit by pitch:	4	-	at CSUN (Mar 05, 2016)
Caught stealing:	2	-	at Notre Dame (Apr 03, 2016)
	2	-	vs UCLA (Jun 04, 2016 at Oklahoma City, Okla.)
Runners LOB:	12	-	vs Auburn (Jun 05, 2016 at Oklahoma City, Okla.)
Hit into DP:	4	-	vs Utah (May 28, 2016)

Fielding

Putouts:	34	-	at Florida (Apr 13, 2016)
Assists:	14	-	at Boston College (Apr 16, 2016)
	14	-	vs Virginia Tech (Apr 23, 2016)
Errors:	7	-	vs Georgia (Jun 02, 2016 at Oklahoma City, Okla.)
Passed balls:	3	-	at North Carolina (Mar 25, 2016)
DPs turned:	3	-	vs Utah (May 28, 2016)

Pitching

Innings pitched:	11.1	-	at Florida (Apr 13, 2016)
Runs allowed:	11	-	at Pittsburgh (Apr 30, 2016)
Earned runs:	11	-	at Pittsburgh (Apr 30, 2016)
Walks allowed:	7	-	at Florida (Apr 13, 2016)
	7	-	at Auburn (Apr 20, 2016)
Strikeouts:	14	-	vs Florida A&M (May 20, 2016)
Hits allowed:	13	-	at Pittsburgh (Apr 30, 2016)
Doubles allowed:	4	-	vs Michigan (Feb 19, 2016)
	4	-	vs Florida (May 04, 2016)
Triples allowed:	2	-	at Notre Dame (Apr 03, 2016)
	2	-	vs Louisville (May 08, 2016)
Homers allowed:	4	-	at Pittsburgh (Apr 30, 2016)
Wild pitches:	4	-	vs Minnesota (Feb 20, 2016)
Hit batters:	3	-	vs Michigan (Feb 20, 2016)
	3	-	vs Bradley (Feb 27, 2016)



2016 INDIVIDUAL GAME HIGHS

Batting

At bats:	5	- (13 times)
Runs scored:	4	- (5 times)
Hits:	4	- Alex Powers at Notre Dame (Apr 03, 2016)
	4	- Ellie Cooper at Pittsburgh (Apr 30, 2016)
	4	- Alex Powers vs UCLA (Jun 04, 2016 at Oklahoma City, Okla.)
RBI:	6	- Carsyn Gordon vs UAB (Feb 28, 2016)
Doubles:	2	- (10 times)
Triples:	1	- (11 times)
Home runs:	2	- Jessica Warren at CSUN (Mar 05, 2016)
	2	- Alex Powers at Notre Dame (Apr 03, 2016)
	2	- Jessica Warren at Boston College (Apr 17, 2016)
Total bases:	11	- Alex Powers at Notre Dame (Apr 03, 2016)
Walks:	4	- Morgan Klaevemann vs NC State (Apr 10, 2016)
	4	- Morgan Klaevemann vs Virginia Tech (Apr 24, 2016)
Strikeouts:	3	- (6 times)
Sac hits:	2	- Ellie Cooper vs North Carolina (May 13, 2016 at Raleigh, N.C.)
Sac flies:	2	- Carsyn Gordon vs UC Davis (Mar 05, 2016 at Northridge, Calif.)
Stolen bases:	3	- (6 times)
Hit by pitch:	2	- (6 times)
Caught stealing:	1	- (22 times)
Runners LOB:	6	- (4 times)

Fielding

Putouts:	14	- Sydney Broderick vs Florida A&M (May 20, 2016)
Assists:	7	- Jessica Warren vs Virginia Tech (Apr 23, 2016)
	7	- Jessica Warren vs Pittsburgh (May 12, 2016 at Raleigh, N.C.)
Errors:	3	- Mia Lacy vs Valparaiso (Feb 14, 2016 at Miami, Fla.)
Passed balls:	2	- Macey Cheatham vs St. John's (Feb 12, 2016 at Miami Fla.)
	2	- Macey Cheatham at North Carolina (Mar 25, 2016)
	2	- Macey Cheatham vs Florida A&M (May 05, 2016)

Pitching

Innings pitched:	10.1	- Jessica Burroughs at Florida (Apr 13, 2016)
Runs allowed:	10	- Meghan King vs Michigan (Feb 20, 2016)
Earned runs:	7	- (4 times)
Walks allowed:	7	- Jessica Burroughs at Auburn (Apr 20, 2016)
Strikeouts:	14	- Jessica Burroughs vs Florida A&M (May 20, 2016)
Hits allowed:	11	- Meghan King at Notre Dame (Apr 03, 2016)
Doubles allowed:	4	- Meghan King vs Florida (May 04, 2016)
Triples allowed:	2	- Meghan King at Notre Dame (Apr 03, 2016)
Homers allowed:	3	- Meghan King vs Michigan (Feb 20, 2016)
Wild pitches:	4	- Jessica Burroughs vs Minnesota (Feb 20, 2016)
Hit batters:	3	- Meghan King vs Michigan (Feb 20, 2016)
	3	- Jessica Burroughs vs Bradley (Feb 27, 2016)



2016 GAME-BY-GAME RESULTS

Date	Opponent	Score	Inns	Overall	ACC	Pitcher of record	Attend	Time
! Feb 12, 2016	vs St. John's	w 5-2	7	1-0-0	0-0-0	King, M. (W 1-0)	731	1:53
! Feb 12, 2016	at FIU	w 7-1	7	2-0-0	0-0-0	Burroughs, J (W 1-0)	731	2:29
Feb 13, 2016	vs LIU Brooklyn	w 12-0	5	3-0-0	0-0-0	King, M. (W 2-0)	463	1:35
! Feb 13, 2016	vs Illinois	L 1-5	7	3-1-0	0-0-0	Burroughs, J (L 1-1)	463	1:52
Feb 14, 2016	vs Valparaiso	w 16-5	6	4-1-0	0-0-0	Burroughs, J (W 2-1)	412	2:13
Feb 17, 2016	STEPHEN F. AUSTIN	w 11-0	5	5-1-0	0-0-0	Burroughs, J (W 3-1)	348	1:23
Feb 19, 2016	#2 MICHIGAN	L 2-6	7	5-2-0	0-0-0	Burroughs, J (L 3-2)	668	2:35
Feb 20, 2016	#2 MICHIGAN	L 3-10	7	5-3-0	0-0-0	King, M. (L 2-1)	1283	2:03
Feb 20, 2016	#20 MINNESOTA	w 5-4	7	6-3-0	0-0-0	Burroughs, J (W 4-2)	1283	1:55
Feb 21, 2016	#20 MINNESOTA	w 2-0	7	7-3-0	0-0-0	King, M. (W 3-1)	683	1:42
Feb 24, 2016	FLORIDA A&M	w 10-1	5	8-3-0	0-0-0	Burroughs, J (W 5-2)	277	1:24
Feb 26, 2016	HOFSTRA	w 8-0	5	9-3-0	0-0-0	Burroughs, J (W 6-2)	417	1:32
Feb 26, 2016	BRADLEY	w 14-0	5	10-3-0	0-0-0	King, M. (W 4-1)	417	1:35
Feb 27, 2016	UAB	w 10-0	5	11-3-0	0-0-0	King, M. (W 5-1)	1012	1:31
Feb 27, 2016	BRADLEY	w 9-0	5	12-3-0	0-0-0	Burroughs, J (W 7-2)	1012	1:40
Feb 28, 2016	UAB	w 10-0	5	13-3-0	0-0-0	Burroughs, J (W 8-2)	687	1:39
\$ Mar 04, 2016	at #13 UCLA	w 3-0	7	14-3-0	0-0-0	Burroughs, J (W 9-2)	722	2:07
Mar 05, 2016	at CSUN	w 12-3	7	15-3-0	0-0-0	Burroughs, J (W 10-2)	219	2:35
Mar 05, 2016	vs UC Davis	w 17-3	5	16-3-0	0-0-0	King, M. (W 6-1)	219	1:43
Mar 06, 2016	vs CSUN	w 10-0	6	17-3-0	0-0-0	King, M. (W 7-1)	796	1:56
Mar 08, 2016	at Cal State Fullerton	w 10-1	6	18-3-0	0-0-0	King, M. (W 8-1)	303	1:43
Mar 12, 2016	vs Tulsa	w 8-0	6	19-3-0	0-0-0	King, M. (W 9-1)	139	1:49
Mar 12, 2016	vs Cal Poly	w 3-1	7	20-3-0	0-0-0	Burroughs, J (W 11-2)	139	1:49
* Mar 19, 2016	SYRACUSE-1	w 4-2	7	21-3-0	1-0-0	Burroughs, J (W 12-2)	328	1:56
* Mar 19, 2016	SYRACUSE-2	w 4-1	7	22-3-0	2-0-0	King, M. (W 10-1)	431	1:22
* Mar 20, 2016	SYRACUSE	w 3-0	7	23-3-0	3-0-0	Burroughs, J (W 13-2)	712	1:43
* Mar 25, 2016	at North Carolina	w 15-6	7	24-3-0	4-0-0	Burroughs, J (W 14-2)	877	2:45
* Mar 26, 2016	at North Carolina-1	w 9-6	7	25-3-0	5-0-0	King, M. (W 11-1)	782	2:15
* Mar 26, 2016	at North Carolina-2	w 12-5	7	26-3-0	6-0-0	Burroughs, J (W 15-2)	782	2:13
* Apr 03, 2016	at #22 Notre Dame-1	w 14-5	7	27-3-0	7-0-0	Burroughs, J (W 16-2)	520	2:18
* Apr 03, 2016	at #22 Notre Dame-2	L 4-5	7	27-4-0	7-1-0	King, M. (L 11-2)	520	2:31
Apr 06, 2016	JACKSONVILLE	w 4-0	7	28-4-0	7-1-0	Burroughs, J (W 17-2)	612	1:50
* Apr 08, 2016	NC STATE	w 10-2	6	29-4-0	8-1-0	King, M. (W 12-2)	384	1:40
* Apr 09, 2016	NC STATE	w 5-4	7	30-4-0	9-1-0	King, M. (W 12-2)	844	2:32
* Apr 10, 2016	NC STATE	w 12-4	5	31-4-0	10-1-0	Burroughs, J (W 18-2)	679	2:07
Apr 13, 2016	at #1 Florida	L 0-1	(12)	31-5-0	10-1-0	Burroughs, J (L 18-3)	1429	3:11
* Apr 16, 2016	at Boston College-1	w 10-2	6	32-5-0	11-1-0	Burroughs, J (W 19-2)	180	2:11
* Apr 16, 2016	at Boston College-2	w 2-0	7	33-5-0	12-1-0	King, M. (W 14-2)	180	1:32
* Apr 17, 2016	at Boston College	w 9-6	7	34-5-0	13-1-0	Burroughs, J (W 20-2)	170	2:15
Apr 20, 2016	at #3 Auburn-1	L 6-9	7	34-6-0	13-1-0	Burroughs, J (L 20-3)	1897	2:22
Apr 20, 2016	at #3 Auburn-2	w 4-3	7	35-6-0	13-1-0	King, M. (W 15-2)	1897	2:09
* Apr 23, 2016	VIRGINIA TECH-1	w 2-0	7	36-6-0	14-1-0	Burroughs, J (W 21-3)	767	1:34
* Apr 23, 2016	VIRGINIA TECH-2	w 3-1	7	37-6-0	15-1-0	King, M. (W 16-2)	767	1:32
* Apr 24, 2016	VIRGINIA TECH	w 13-1	5	38-6-0	16-1-0	Burroughs, J (W 22-3)	622	1:41
Apr 26, 2016	UCF	w 7-1	7	39-6-0	16-1-0	King, M. (W 17-2)	287	1:44
* Apr 30, 2016	at Pittsburgh-1	w 16-11	7	40-6-0	17-1-0	Evans, A. (W 1-0)	368	2:32
* Apr 30, 2016	at Pittsburgh-2	w 4-3	7	41-6-0	18-1-0	King, M. (W 18-2)	368	1:52
* May 01, 2016	at Pittsburgh	w 15-5	7	42-6-0	19-1-0	King, M. (W 19-2)	205	2:23
May 04, 2016	#1 FLORIDA	L 1-7	7	42-7-0	19-1-0	King, M. (L 19-3)	1712	1:58
May 05, 2016	FLORIDA A&M	w 12-3	5	43-7-0	19-1-0	Burroughs, J (W 23-4)	143	1:38
* May 07, 2016	LOUISVILLE-1	L 0-4	7	43-8-0	19-2-0	Burroughs, J (L 23-5)	488	1:44
* May 07, 2016	LOUISVILLE-2	w 9-0	5	44-8-0	20-2-0	King, M. (W 20-3)	488	1:08
* May 08, 2016	LOUISVILLE	w 4-3	7	45-8-0	21-2-0	Burroughs, J (W 24-5)	348	1:54
May 12, 2016	vs Pittsburgh	w 8-0	6	46-8-0	21-2-0	King, M. (W 21-3)	201	1:53
May 13, 2016	vs North Carolina	w 7-1	7	47-8-0	21-2-0	King, M. (W 22-3)	244	2:17
May 14, 2016	vs #20 Notre Dame	w 7-3	7	48-8-0	21-2-0	King, M. (W 23-3)	476	2:20
May 20, 2016	FLORIDA A&M	w 1-0	7	49-8-0	21-2-0	Burroughs, J (W 25-5)	450	4:10
May 21, 2016	SOUTH CAROLINA	w 4-0	7	50-8-0	21-2-0	Burroughs, J (W 26-5)	650	2:27
May 22, 2016	SOUTH CAROLINA	w 2-1	7	51-8-0	21-2-0	King, M. (W 24-3)	565	2:00
May 27, 2016	#25 UTAH	w 6-2	7	52-8-0	21-2-0	Burroughs, J (W 27-5)	842	2:24
May 28, 2016	#25 UTAH	w 3-0	7	53-8-0	21-2-0	King, M. (W 25-3)	1211	2:10
Jun 02, 2016	vs #15 Georgia	L 4-5	7	53-9-0	21-2-0	King, M. (L 25-4)	8482	2:11
Jun 04, 2016	vs #14 UCLA	w 8-4	7	54-9-0	21-2-0	Burroughs, J (W 28-5)	8872	2:46
Jun 05, 2016	vs #2 Michigan	w 1-0	7	55-9-0	21-2-0	Burroughs, J (W 29-5)	8938	1:59
Jun 05, 2016	vs #5 Auburn	L 7-8	(8)	55-10-0	21-2-0	King, M. (L 25-5)	8828	3:05

* = Conference game
 () extra inning game



LAST TIME IT HAPPENED

TEAM

Defeated a No. 1 team.....	vs. No. 1 Arizona State (3-2), March 20, 2008
Defeated a top-five team.....	vs. No. 2 Michigan - WCWS (1-0), June 5, 2016
Defeated a top-10 team	at No. 3 Auburn (4-3), April 20, 2016
Defeated a top-25 team	vs. No. 25 Utah - NCAA Super Regional (3-0), May 28, 2016
Won when trailing after six innings.....	vs. No. 13 UCF - NCAA Regional (2-1), May 16, 2015
Lost when leading after six innings.....	vs. Troy (4-6 in 8 inn), March 18, 2015
Scored 10-14 runs	vs. Florida A&M (12), May 5, 2016
Scored 15-19 runs	at Pitt (15), May 1, 2016
Scored 20 or more runs.....	vs. Bethune-Cookman (20), February 10, 2013
Allowed 5-10 runs.....	vs. No. 5 Auburn - WCWS (8), June 5, 2016
Allowed 10-15 runs.....	at Pitt (11), April 30, 2016
Allowed 15 or more runs	vs. No. 13 Michigan - NCAA Super Regional (17), May 22, 2014
Recorded 10-15 hits	vs. No. 5 Auburn - WCWS (11), June 5, 2016
Recorded 15 or more hits	at Pitt (17), April 30, 2016
Hit five or more doubles	vs. Cal State Northridge (5), March 6, 2016
Hit two or more triples.....	vs. Virginia (2), April 19, 2015
Hit four or more home runs.....	vs. Bethune-Cookman (4), March 6, 2015
Hit three home runs.....	vs. No. 20 Notre Dame, May 14, 2016
Hit back-to-back home runs.....	at Pitt (Jessica Warren and Alex Powers), May 1, 2016
Hit three home runs in an inning.....	vs. No. 20 Notre Dame - ACC Championship (Ellie Cooper, Alex Powers, Zoe Casas), May 14, 2016
Stole eight or more bases.....	vs. No. 20 Notre Dame - ACC Championship (8), May 14, 2016
Stole seven bases.....	vs. No. 20 Notre Dame - ACC Championship (8), May 14, 2016
Stole six bases	vs. No. 20 Notre Dame - ACC Championship (8), May 14, 2016
Drew 10 or more walks.....	vs. Valparaiso (11), February 14, 2016
Did not draw a walk.....	vs. Louisville, May 7, 2016
Shutout a team	vs. No. 2 Michigan - WCWS (1-0), June 5, 2016
Was shutout.....	vs. Louisville (0-4), May 7, 2016
Pitched a no-hitter.....	vs. Florida A&M (Jessica Burroughs - NCAA Regional), May 20, 2016
Was no-hit	vs. Notre Dame (Rachel Nasland), March 15, 2015

INDIVIDUAL

Recorded five or more at bats.....	Alex Powers vs. No. 5 Auburn - WCWS (5), June 5, 2016
Scored four or more runs in a game.....	Alex Powers (4), at Pitt, May 1, 2016
Had four or more hits in a game	Alex Powers (4) vs. No. 14 UCLA - WCWS, June 4, 2016
Had at least a 10-game hitting streak	Jessica Warren (13), May 7 to June 4, 2016
Had at least a 15-game hitting streak	Morgan Klaevemann (26), March 25 to May 17, 2015
Hit two or more doubles in a game	Alex Powers (2) vs. Utah - NCAA Super Regional, May 27, 2016
Hit two or more triples in a game	Morgan Klaevemann (2) vs. Virginia, April 19, 2015
Hit two or more home runs in a game.....	Jessica Warren (two-run, two-run), at Boston College, April 17, 2016
Hit a grand slam.....	Jessica Warren, at Pitt, April 30, 2016
Hit for the cycle.....	Ashley Stager, vs. Virginia, May 1, 2010
Hit a walk-off home run.....	Victoria East (solo), vs. No. 20 Minnesota, February 20, 2016
Stole home.....	Jessica Warren, vs. Florida A&M, May 5, 2016
Stole three bases in a game	Jessica Warren, vs. No. 20 Notre Dame - ACC Championship, May 14, 2016
Stole four bases or more in a game	Whitney Buckmon (4), UAB, Feb 17, 2008
Drew three walks in a game.....	Sydney Broderick vs. No. 20 Notre Dame - ACC Championship, May 14, 2016
Drew four or more walks in a game	Morgan Klaevemann (4) vs. Virginia Tech, April 24, 2016
Was hit by at least two pitches in a game.....	Jessica Warren (2), vs. No. 5 Auburn - WCWS, June 5, 2016
Recorded five RBIs in a game.....	Jessica Warren vs. Virginia Tech, April 24, 2016
Recorded six or more RBIs in a game	Carsyn Gordon (6), vs. UAB, February 28, 2016
Two players had four or more RBI in a game	Courtney Senas (4) and Maddie O'Brien (5), vs. Saint Mary's, Feb. 8, 2014
First career hit was a home run	Carsyn Gordon (grand slam), vs. Florida A&M, February 24, 2016
Pitched a no-hitter.....	Jessica Burroughs vs. Florida A&M - NCAA Regional, May 20, 2016
Pitched a perfect game.....	Meghan King, vs. Tulsa, March 12, 2016
Had 10 or more strikeouts.....	Jessica Burroughs (14), vs. Florida A&M - NCAA Regional, May 20, 2016
Had 15 or more strikeouts	Lacey Waldrop (18), at Florida, March 27, 2013
Won 10 consecutive decisions.....	Jessica Burroughs (15), February 20, 2016 to April 17, 2016
Won 15 or more consecutive decisions.....	Jessica Burroughs (15), February 20, 2016 to April 17, 2016



1981 & 1982 AIAW NATIONAL CHAMPIONS • 29 NCAA APPEARANCES • 42 ALL-AMERICANS

HALL OF FAME AND ALL-AMERICANS

THE FSU SOFTBALL PROGRAM BOASTS 42 ALL-AMERICANS, AMONG 30 STUDENT-ATHLETES, INCLUDING NINE WHO HAVE EARNED MULTIPLE ALL-AMERICA ACCOLADES



Serita Brooks
2nd Team, 2000



Jessica Burroughs
3rd Team, 2016



Susan Buttery
2nd Team, 1993



Myssi Calkins
2nd Team, 1996
3rd Team, 1997



Darby Cottle-Veazey
1981-82



Danielle Cox
1st Team, 1999



Tiffany Daniels
2nd Team, 1987
2nd Team, 1989



Lisa Davidson
1st Team, 1993



Natalie Drouin
1982



Renee Espinoza
2nd Team, 1996



Kristy Fuentes
3rd Team, 1997



Toni Gutierrez
2nd Team, 1992



Sarah Hamilton
3rd Team, 2009



Casey Hunter
2nd Team, 2004



Christy Larsen
3rd Team, 1991



Cindy Lawton
3rd Team, 1995



Marla Looper
3rd Team, 1993



Leslie Malerich
3rd Team, 2001



Maddie O'Brien
1st Team, 2014



Susan Painter
1982



Alex Powers
2nd Team, 2016



Toni Robinette
1982



Jan Sikes
1981-82




Brandi Stuart
1st Team, 2002
2nd Team, 2003



Jessica van der Linden
1st Team, 2003-04



Elisa Vasquez
3rd Team, 2003



Lacey Waldrop
3rd Team, 2013
1st Team, 2014
3rd Team, 2015



Jessica Warren
2nd Team, 2016



Shamalene Wilson
2nd Team, 1994
3rd Team, 1995
1st Team, 1996



Veronica Wootson
2nd Team, 2004
1st Team, 2006
3rd Team, 2007

Florida State University Athletics Hall of Fame

DARBY COTTLE Inducted 1988	JULIE LARSEN Inducted 1995	SUSAN PAINTER Inducted 2000	SHAMALENE WILSON Inducted 2002	LISA DAVIDSON Inducted 2005
JAN SIKES Inducted 2008	DANIELLE COX Inducted 2009	JOANNE GRAF Inducted 2013	JESSICA VAN DER LINDEN Inducted 2014	BRANDI STUART Inducted 2015

Retired Jerseys





HONORS AND AWARDS

ALL-REGION

- 1982 Darby Cottle, Toney Donaldson, Natalie Drouin, Susan Painter, Toni Robinette, Kelly Shaw, Jan Sikes
- 1984 Greta Bahn, Laurie Holler - 1st team
Teresa Collins - 2nd team
- 1985 Greta Bahn, Laurie Holler, Tina Kyler, Julie Larsen - 1st team
- 1986 Carolyn Fiero, Julie Larsen - 1st team
Laurie Holler - 2nd team
- 1987 Tiffany Daniels, Carolyn Fiero, Julie Larsen - 1st team
- 1988 Tiffany Daniels, Christy Larsen - 1st team
Julie Larsen - 2nd team
- 1989 Debbie DeJohn, Christy Larsen, Lori Crouse - 1st team
- 1990 Christy Larsen, Penny Siqueiros - 1st team
Debbie DeJohn, Julie Rice - 2nd team
- 1991 Christy Larsen - 1st team
- 1992 Susan Buttery, Toni Gutierrez - 1st team
Leslie Adams, Shannan Mitchem, Penny Siqueiros - 2nd team
Leslie Barton - Honorable Mention
- 1993 Lisa Davidson, Marla Looper, Leslie Adams, Susan Buttery - 1st team
Leslie Barton, Toni Gutierrez - 2nd team
- 1994 Marla Looper, Laurie Shepard, Shamalene Wilson - 1st team
Rebecca Aase, Lisa Davidson, Cindy Lawton - 2nd team
- 1995 Renee Espinoza, Kristy Hull, Cindy Lawton, Laurie Shepard, Shamalene Wilson - 1st team
- 1996 Myssi Calkins, Renee Espinoza, Shamalene Wilson - 1st team
Kristy Hull - 2nd team
- 1997 Myssi Calkins, Kristy Fuentes, Misty Molin - 1st team
Wendy Braye, Kristy Hull - 2nd team
- 1998 Dana Bailey, Corrie Williams - 1st team
Christy Cerecedes, Kristy Hull, Jennifer White - 2nd team
- 1999 Danielle Cox - 1st team
Christy Cerecedes 2nd team
- 2000 Staci Brandon, Serita Brooks - 1st team
Leslie Malerich - 2nd team
- 2001 Leslie Malerich, Jennifer White-Cody, Robyn Gauger - 1st team
Serita Brooks, Brandi Stuart, Kimmy Carter - 2nd team
- 2002 Brandi Stuart - 1st team
Jessica van der Linden, Kimmy Carter - 2nd team
- 2003 Elisa Vasquez, Brandi Stuart, Jessica van der Linden - 1st team
Casey Hunter - 2nd team
- 2004 Jessica van der Linden, Casey Hunter, Veronica Wootson, Elisa Vasquez - 1st team
Natasha Jacob, Lesley Palmer - 2nd team
- 2006 Yuruby Alicart, Natasha Jacob, Veronica Wootson - 1st team
- 2007 Veronica Wootson, Yuruby Alicart - 1st team
Whitney Buckmon, Carly Wynn - 2nd team
- 2009 Sarah Hamilton, Kaleigh Rafter - 1st team
- 2010 Sarah Hamilton, Carly Wynn - 2nd team
- 2012 Tiffani Brown, Shayla Jackson - 2nd team
- 2013 Morgan Bullock, Lacey Waldrop - 2nd team
- 2014 Maddie O'Brien, Courtney Senas, Lacey Waldrop - 1st team
- 2015 Lacey Waldrop - 1st team
Jessica Warren - 2nd team
Morgan Klaevemann - 3rd team
- 2016 Alex Powers - 1st Team
Jessica Burroughs, Ellie Cooper, Jessica Warren - 2nd Team
Morgan Klaevemann - 3rd Team

ALL-ATLANTIC COAST CONFERENCE

- 1992 Rebecca Aase, Leslie Adams, Susan Buttery
- 1993 Rebecca Aase, Leslie Barton, Susan Buttery, Lisa Davidson, Toni Gutierrez, Marla Looper
- 1994 Lisa Davidson, Marla Looper, Shamalene Wilson
- 1995 Wendy Braye, Renee Espinoza, Kristy Fuentes, Cindy Lawton, Misty Molin, Laurie Shepard, Shamalene Wilson, Niki Zenger
- 1996 Myssi Calkins, Renee Espinoza, Shamalene Wilson
- 1997 Wendy Braye, Myssi Calkins, Kristy Fuentes, Kristy Hull, Misty Molin, Dana Bailey, Kristy Hull, Jesse McGregor, Stacy Venable
- 1998 Danielle Cox, Stacy Venable
- 1999 Staci Brandon, Serita Brooks, Leslie Malerich, Brandi Stuart
- 2000 Serita Brooks, Robyn Gauger, Leslie Malerich, Brandi Stuart, Jessica van der Linden
- 2001 Kimmy Carter, Jessica van der Linden, Leslie Malerich, Brandi Stuart
- 2002 Brandi Stuart, Casey Hunter, Elisa Vasquez, Jessica van der Linden, Tatiana George
- 2004 Casey Hunter, Natasha Jacob, Elisa Vasquez, Jessica van der Linden, Beth Wade, Veronica Wootson
- 2005 Natasha Jacob - 1st team
Casey Hunter, Melissa Wood - 2nd team
- 2006 Yuruby Alicart, Natasha Jacob, Veronica Wootson - 1st team
LaShaun Davis - 2nd team
- 2007 Yuruby Alicart - 1st team
Monica Montez, Whitney Buckmon, Tiffany McDonald, Veronica Wootson - 2nd team
- 2008 Carly Wynn - 1st team
Whitney Buckmon, Tiffany McDonald, Brittany Osmon - 2nd team
- 2009 Sarah Hamilton, Kaleigh Rafter - 1st team
Terese Gober, Carly Wynn - 2nd Team
- 2010 Carly Wynn - 1st Team
Sarah Hamilton, Terese Gober, Ashley Stager - 2nd team
- 2011 Sarah Hamilton, Shayla Jackson, Jen Lapicki - 2nd Team
- 2012 Briana Hamilton, Tiffani Brown, Monica Perry - 1st Team
Lacey Waldrop - 2nd Team
- 2013 Victoria East, Courtney Senas, Lacey Waldrop, Monica Perry - 1st team
Morgan Bullock - 2nd Team
- 2014 Maddie O'Brien, Courtney Senas, Lacey Waldrop - 1st team
Jessica Burroughs - 2nd team
Victoria East, Briana Hamilton - 3rd team
- 2015 Morgan Klaevemann, Lacey Waldrop, Jessica Warren - 1st team
Jessica Burroughs, Ellie Cooper, Maddie O'Brien - 2nd team
- 2016 Jessica Burroughs, Ellie Cooper, Morgan Klaevemann, Meghan King, Alex Powers, Jessica Warren - 1st Team
Carsyn Gordon - 2nd Team

ACC PLAYER OF THE YEAR

- 1992 Toni Gutierrez
- 1995 Cindy Lawton
- 1996 Shamalene Wilson
- 2003 Jessica van der Linden
- 2004 Jessica van der Linden
- 2014 Maddie O'Brien
- 2016 Alex Powers

ACC PITCHER OF THE YEAR

- 2009 Sarah Hamilton
- 2014 Lacey Waldrop
- 2015 Lacey Waldrop
- 2016 Jessica Burroughs

ACC FRESHMAN OF THE YEAR

- 1993 Shamalene Wilson
- 1995 Kristy Hull
- 2001 Jessica van der Linden
- 2004 Veronica Wootson
- 2005 Tiffany McDonald
- 2007 Monica Montez
- 2015 Jessica Warren

ACC COACH OF THE YEAR

- 1992 JoAnne Graf
- 1993 JoAnne Graf
- 1997 JoAnne Graf
- 2001 JoAnne Graf
- 2003 JoAnne Graf
- 2004 JoAnne Graf
- 2013 Lonni Alameda
- 2014 Lonni Alameda
- 2015 Lonni Alameda
- 2016 Lonni Alameda

ALL-TOURNAMENT TEAMS

- 1981 **AIAW NATIONAL CHAMPIONSHIPS**
Charlotte Cates, Darby Cottle, Natalie Drouin, Carol O'Domski, Susan Painter
FLORIDA INVITATIONAL
Charlotte Cates, Darby Cottle, Jan Sikes
SOUTH FLORIDA INVITATIONAL
Darby Cottle, Pat Mangan, Carol O'Domski, Venus Ross, Jan Sikes
NORTH CAROLINA STATE INVITATIONAL
Charlotte Cates, Darby Cottle, Toni Robinette, Venus Ross
AIAW REGION III
Darby Cottle, Natalie Drouin, Cathy Gooding, Carol O'Domski, Venus Ross
- 1982 **FLORIDA STATE INVITATIONAL**
Darby Cottle, Cathy Gooding, Susan Painter, Toni Robinette
SOUTH FLORIDA INVITATIONAL
Darby Cottle, Toney Donaldson, Cathy Gooding
NC STATE INVITATIONAL
Darby Cottle, Toney Donaldson, Natalie Drouin, Susan Painter, Jan Sikes, Sandie Williams
AIAW REGIONAL CHAMPIONSHIPS
Darby Cottle, Toney Donaldson, Cathy Gooding, Susan Painter, Toni Robinette, Kelly Shaw, Jan Sikes
AIAW NATIONAL CHAMPIONSHIPS
Darby Cottle, Susan Painter, Toni Robinette, Linda Tyrrell, Sandie Williams
- 1983 **FLORIDA INVITATIONAL**
Cathy Gooding, LeAnn Harrell, Kelly Tillman
- 1983 **SOUTH FLORIDA INVITATIONAL**
Darby Cottle, Toney Donaldson, LeAnn Harrell, Carla Long
FLORIDA STATE INVITATIONAL
Teresa Collins, Toney Donaldson, Cathy Gooding, LeAnn Harrell
NC STATE INVITATIONAL
Teresa Collins, Darby Cottle (MVP), LeAnn Harrell, Carla Long, Cricket Olafson, Sunnie O'Neal, Susan Painter
AIAW STATE CHAMPIONSHIPS
Darby Cottle, LeAnn Harrell, Susan Painter
AIAW NATIONAL CHAMPIONSHIPS
Darby Cottle, Toney Donaldson, LeAnn Harrell, Carla Long, Cricket Olafson, Susan Painter



HONORS AND AWARDS

1984 **LADY SEMINOLE INVITATIONAL**
Shelley Berube, Cathy Gooding,
Tina Kyler (MVP), Leslie Miller,
Susan Painter
LADY FLAME INVITATIONAL
Teresa Collins, Tina Kyler

1985 **LADY SEMINOLE INVITATIONAL**
Greta Bahn, Laurie Holler, Wendy Rogers
SOUTH CAROLINA INVITATIONAL
Amy Snider
FLORIDA COLLEGIATE CHAMPIONSHIP
Greta Bahn, Shelley Berube, Tina Kyler,
Leslie Miller (MVP), Wendy Rogers

1986 **LADY SEMINOLE INVITATIONAL**
Carolyn Fiero, Julie Larsen
SOUTH CAROLINA INVITATIONAL
Barbara Gillespie, Julie Larsen (MVP)

1987 **SOUTH FLORIDA INVITATIONAL**
Tiffany Daniels, Judi Davison,
Carolyn Fiero
LADY SEMINOLE INVITATIONAL
Kari Keith

1988 **SOUTH FLORIDA INVITATIONAL**
Tiffany Daniels
LADY SEMINOLE INVITATIONAL
Lori Crouse, Tiffany Daniels (MVP),
Kari Keith, Christy Larsen, Julie Larsen
NATIONAL INVITATIONAL CHAMPIONSHIP
Tiffany Daniels, Christy Larsen

1989 **FROST CUTLERY INVITATIONAL**
Debbie DeJohn, Kelly Flaczinski,
Christy Larsen
LADY SEMINOLE INVITATIONAL
Kelly Flaczinski

1990 **NCAA WOMEN'S COLLEGE WORLD SERIES**
Leslie Barton, Debbie DeJohn

1991 **LADY SEMINOLE INVITATIONAL**
Tina Getherall, Penny Siqueiros (MVP)

1992 **LADY SEMINOLE INVITATIONAL**
Leslie Barton, Toni Gutierrez (MVP)
ACC TOURNAMENT
Rebecca Aase, Leslie Adams, Leslie Bar-
ton, Susan Buttery (MVP), Toni Gutierrez,
Shannan Mitchem, Penny Siqueiros
SOUTH FLORIDA INVITATIONAL
Lisa Davidson
TAR HEEL INVITATIONAL
Toni Gutierrez (MVP)

1993 **TAR HEEL INVITATIONAL**
Lisa Davidson
LADY SEMINOLE INVITATIONAL
Marla Looper, Susan Buttery,
Leslie Adams (MVP)
ACC TOURNAMENT
Leslie Barton, Susan Buttery,
Heather Conway, Lisa Davidson (MVP),
Toni Gutierrez, Marla Looper

1994 **SOUTH FLORIDA INVITATIONAL**
Cindy Lawton, Shamalene Wilson
ACC TOURNAMENT
Marla Looper, Jennifer Olow,
Windy Weltz, Shamalene Wilson
LADY SEMINOLE INVITATIONAL
Shamalene Wilson
TAR HEEL INVITATIONAL
Jennifer Olow, Shamalene Wilson

1995 **ACC TOURNAMENT**
Wendy Braye, Myssi Calkins,
Renee Espinoza, Heather Feltmann,
Kristy Fuentes, Kristy Hull
TAR HEEL INVITATIONAL
Renee Espinoza, Cindy Lawton,
Misty Molin
GLADSTONE'S/USF SOFTBALL CLASSIC
Wendy Braye, Renee Espinoza (MVP),
Cindy Lawton
LADY SEMINOLE INVITATIONAL
Kristy Hull, Cindy Lawton, Misty Molin,
Laurie Shepard

1996 **SPEEDLINE/USF SOFTBALL CLASSIC**
Renee Espinoza, Shamalene Wilson

LADY SEMINOLE INVITATIONAL
Kristy Hull, Shamalene Wilson
TAR HEEL INVITATIONAL
Myssi Calkins, Kristy Fuentes
ACC CHAMPIONSHIP
Renee Espinoza (MVP), Kristy Hull,
Windy Weltz, Shamalene Wilson

1997 **SPEEDLINE/USF SOFTBALL CLASSIC**
Wendy Braye
TAR HEEL INVITATIONAL
Myssi Calkins, Kristy Fuentes, Misty Molin,
Tami Post
ACC TOURNAMENT
Myssi Calkins, Kristy Fuentes (MVP),
Kristy Hull, Tami Post

1998 **TALLAHASSEE DEMOCRAT / FLORIDA STATE INVITATIONAL**
Dana Bailey, Kristy Hull,
Jennifer White (MVP)
GEORGIA BUZZ CLASSIC
Jesse McGregor, Stacy Venable (MVP),
Corrie Williams

1999 **TALLAHASSEE DEMOCRAT / FLORIDA STATE INVITATIONAL**
Danielle Cox
ACC TOURNAMENT
Danielle Cox (MVP), Teresa Edenfield,
Tami Post, Stacy Venable

2000 **NCAA LOS ANGELES REGIONAL**
Serita Brooks, Leslie Malerich,
Staci Brandon, Andi Lyons
UTC FROST CUTLERY CHALLENGE
Leslie Malerich (MVP), Becky Wallace,
Brandi Stuart, Teresa Edenfield
TALLAHASSEE DEMOCRAT / FLORIDA STATE INVITATIONAL
Staci Brandon, Serita Brooks
ACC TOURNAMENT
Leslie Malerich (MVP), Serita Brooks,
Natalie Bennett, Staci Brandon

2001 **ACC TOURNAMENT**
Leslie Malerich, Natalie Bennett,
Serita Brooks, Monique Marier
NCAA TALLAHASSEE REGIONAL
Leslie Malerich, Robyn Gauger,
Jessica van der Linden,
Jennifer White-Cody, Monique Marier,
Serita Brooks

2002 **TROY COX CLASSIC**
Kimmy Carter, Brandi Stuart,
Jessica van der Linden (MVP)
BUZZ CLASSIC
Brandi Stuart
ACC TOURNAMENT
Brandi Stuart, Jessica van der Linden
NCAA TALLAHASSEE REGIONAL
Brandi Stuart, Kimmy Carter,
Shundra Colzie, Leslie Malerich (MOP),
Jessica van der Linden
COLLEGE WORLD SERIES
Leslie Malerich

2003 **SEMINOLE INVITATIONAL**
Jessica van der Linden, Casey Hunter
2003 BUZZ CLASSIC
Beth Wade (MVP)
ACC TOURNAMENT
Lesley Palmer (MVP), Shandra Colzie,
Elisa Vasquez, Casey Hunter

2004 **NFCA LEADOFF CLASSIC**
Jessica van der Linden, Natasha Jacob,
Tatiana George, Casey Hunter
SEMINOLE CHALLENGE
Jessica van der Linden, Natasha Jacob,
Tatiana George, Casey Hunter
FSU INVITATIONAL
Jessica van der Linden (MVP),
Casey Hunter, Lesley Palmer,
Veronica Wootson, Natasha Jacob
ACC TOURNAMENT
Casey Hunter (MVP), Lesley Palmer,
Jessica van der Linden, Elisa Vasquez,
Beth Wade

NCAA REGION 4
Jessica van der Linden (MOP),
Veronica Wootson, Natasha Jacob

2005 **NFCA LEADOFF CLASSIC**
Tatiana George
SUNSHINE STATE TOURNAMENT
Tiffany McDonald, Brittany Osmon,
Veronica Wootson
FLORIDA STATE INVITATIONAL
Natasha Jacob (MVP), Kim Hoffer,
Casey Hunter, Melissa Wood

2006 **EARLY BIRD**
Carly Brieske, LaShaun Davis, Kim Hoffer,
Natasha Jacob, Michelle Snyder
SEMINOLE CLASSIC
Natasha Jacob (MVP), Yuruby Alicart,
Carly Brieske, Tiffany McDonald
SUNSHINE STATE
Yuruby Alicart, Whitney Buckmon,
Natasha Jacob
ACC TOURNAMENT
Carly Brieske, Tiffany McDonald

2007 **NFCA LEADOFF CLASSIC**
Veronica Wootson, Yuruby Alicart
SUNSHINE STATE TOURNAMENT
Melissa May, LaShaun Davis,
Brittany Krbec
SEMINOLE CLASSIC
Veronica Wootson (MVP), Robin Ahrberg,
Terese Gober, Brittany Krbec,
Tiffany McDonald
FSU INVITATIONAL
Veronica Wootson, Yuruby Alicart,
Carly Wynn
ACC TOURNAMENT
Robin Ahrberg, Yuruby Alicart,
Veronica Wootson

2008 **NFCA LEADOFF CLASSIC**
Brittany Osmon
EARLY BIRD TOURNAMENT
Whitney Buckmon, Terese Gober,
Brittany Osmon (MVP)
SEMINOLE CLASSIC
Whitney Buckmon, Jessica Gilmore,
Allison Collins, Ashley Stager
ACC TOURNAMENT
Brittany Osmon

2009 **ACC TOURNAMENT**
Sarah Hamilton, Kaleigh Rafter,
Carly Wynn

2010 **ACC TOURNAMENT**
Robin Ahrberg, Tiffani Brown,
Sarah Hamilton

2011 **ACC TOURNAMENT**
Celeste Gomez, Sarah Hamilton (MVP),
Jen Lapicki, Courtney Senas

2012 **ACC TOURNAMENT**
Maddie O'Brien
BANK OF HAWAII TOURNAMENT
Lacey Waldrop, Shayla Jackson,
Erika Leonard, Courtney Senas

2013 **ACC TOURNAMENT**
Maddie O'Brien, Courtney Senas,
Lacey Waldrop

2014 **EASTON CRIMSON CLASSIC**
Jessica Nori, Lacey Waldrop
ACC TOURNAMENT
Tiffani Brown, Celeste Gomez (MVP),
Kelly Hensley, Maddie O'Brien,
Lacey Waldrop
NCAA TALLAHASSEE REGIONAL
Alex Kossoff, Maddie O'Brien,
Lacey Waldrop

2015 **ACC TOURNAMENT**
Jessica Burroughs (MVP), Victoria Daddis,
Alex Powers, Bailey Schinella,
Jessica Warren

2016 **ACC TOURNAMENT**
Jessica Warren (MVP), Cali Harrod,
Sydney Broderick, Meghan King
WCWS ALL-TOURNAMENT TEAM
Jessica Burroughs, Alex Powers



HONORS AND AWARDS

OTHER ACCOMPLISHMENTS

1981 **ASA Outstanding Athlete**
Darby Cottle
USOC Best Amateur Softball Player in the Nation
Darby Cottle
FAIAW Softball Coach of the Year
JoAnne Graf

1982 **Olympia Award**
Darby Cottle
Broderick Award
Darby Cottle

1992 **Most Valuable Pitcher in the South Florida Invitational**
Toni Gutierrez

1998 **NFCA/Louisville Slugger Division 1 Player of the Week**
Jennifer White-Cody

1999 **ACC Weaver-James-Corrigan Postgraduate Scholarship**
Stacy Venable
NFCA Scholar-Athlete
Becky Brock, Andi Lyons

2000 **NFCA Student Athlete**
Natalie Bennett, Robyn Gauger, Andy Lyons, Brandi Stuart, Beth Wade

2001 **Verizon Academic All-District 3 Softball Team**
Brandi Stuart
NFCA Student-Athlete
Becky Brock, Beth Wade
NFCA/Louisville Slugger Division 1 Player of the Week
Brandi Stuart
MVP (Pitcher) FAU/Worth Invitational
Leslie Malerich
NFCA Outstanding Performer
Jennifer White-Cody

2002 **NFCA Southeast Region Coaching Staff of the Year**
NFCA/Speedline Southeast Region Coaching Staff of the Year
Verizon Academic All-American
Brandi Stuart
NFCA Student-Athlete
Shandra Colzie, Shundra Colzie, Becky Brock, Kimmy Carter, Beth Wade

2003 **Verizon Academic All-Region**
Shandra Colzie (1st Team)
NFCA Student-Athlete
Shandra Colzie, Shundra Colzie, Natasha Jacob, Robyn Larson, Beth Wade
NFCA National D1 Player of the Week
Jessica van der Linden
USA Softball National Player Of The Year Finalist
Jessica van der Linden (Top 10)

2004 **USA Softball National Player of the Year**
Jessica van der Linden
Honda Award Winner for Softball
Jessica van der Linden
ESPY AWARD "Best Collegiate Female" Nominee
Jessica van der Linden
CoSIDA District III Academic All-Region
Natasha Jacob
Easton All-Americans
Casey Hunter (1st Team), Jessica van der Linden (1st Team), Veronica Wootson (2nd Team)
USA Softball National Player Of The Week
Jessica van der Linden (March 16)
NFCA National Player Of The Week
Jessica van der Linden (March 16)

2005 **CoSIDA Academic All-District III**
Natasha Jacob
CoSIDA Second Team Academic All-American
Natasha Jacob
NFCA Student-Athlete
Carey Galuppi, Natasha Jacob

2006 **CoSIDA First Team Academic All-American**
Natasha Jacob
CoSIDA First Team Academic All-District 3
Natasha Jacob
Easton/Bell Sports All-American
Veronica Wootson (1st Team), Natasha Jacob (3rd Team)
All-ACC Academic Team
Natasha Jacob, Melissa May
Michelle Snyder
NFCA Student-Athlete
Carey Galuppi, Natasha Jacob, Melissa May

2007 **ACC Freshman of the Year**
Monica Montez
CoSIDA/ESPN The Magazine Second-Team
Melissa May
Academic All-District Third-Team
Melissa May
NFCA Student-Athlete
Brittany Krbec, Carly Wynn, Melissa May
Easton All-American
Veronica Wootson
NFCA All-America
Veronica Wootson
All-ACC Academic Team
Robin Ahrberg, Brittany Krbec, Melissa May, Tiffany McDonald, Brittany Osmon, Carly Wynn

2008 **Lowe's Senior CLASS Award Candidate**
Tiffany McDonald
All-ACC Academic
Whitney Buckmon, Terese Gober, Tiffany McDonald, Brittany Osmon, Carly Wynn
CoSIDA/ESPN the Magazine Academic All-District
Carly Wynn (1st Team), Robin Ahrberg (1st Team), Melissa May (2nd Team)
ACC Player of the Week
Brittany Osmon (twice), Ashley Stager
ACC Pitcher of the Week
Tiffany McDonald (twice)

2009 **CoSIDA/ESPN the Magazine Academic All-American**
Carly Wynn (3rd Team)
CoSIDA/ESPN the Magazine Academic All-District
Carly Wynn (1st Team), Michelle Snyder (2nd Team)
ACC Pitcher of the Year
Sarah Hamilton
ACC Player of the Week
Kaleigh Rafter (twice), Ashley Stager
ACC Pitcher of the Week
Sarah Hamilton (twice)
ACC Postgraduate Scholarship
Kaleigh Rafter
All-ACC Academic Team
Terese Gober, Sarah Hamilton, Kristie McConn, Kaleigh Rafter, Michelle Snyder, Carly Wynn
NFCA Student-Athlete
Terese Gober, Kaleigh Rafter, Lauren Varsalona, Carly Wynn, Robin Ahrberg

2010 **ACC Pitcher of the Week**
Sarah Hamilton, Terese Gober
ACC Player of the Week
Ashley Stager
ACC Postgraduate Scholarship
Terese Gober, Carly Wynn
CoSIDA/ESPN The Magazine Academic All-District III Softball Team
Carly Wynn
ESPN The Magazine Academic All-America Third Team
Carly Wynn
NSCA All-American
Carly Wynn

All-ACC Academic Team
Robin Ahrberg, Terese Gober, Tory Haddad, Jen Lapicki, Carly Wynn
NFCA Student-Athlete
Terese Gober, Tori Haddad, Jen Lapicki, Carly Wynn, Jessica Nori

2011 **ACC Pitcher of the Week**
Sarah Hamilton (twice)
ACC Player of the Week
Tiffani Brown, Shayla Jackson
Softball Golden Nole Award
Ashley Stager
ACC Top Six for Service Award
Ashley Stager
SemiGnome Award (Community Service)
FSU Softball Team
Capital One Academic All-District Second Team
Jen Lapicki, Lauren Varsalona
All-ACC Academic Team
Robin Ahrberg, Shayla Jackson, Jen Lapicki, Jessica Nori
NFCA Scholar-Athlete
Kirstin Austin, Kelly Hensley, Jen Lapicki, Jessica Nori, Kaleigh Rafter, Briar Stanley

2012 **Lowe's Senior CLASS Award Candidate**
Shayla Jackson
Louisville Slugger National Player of the Week
Monica Perry
ACC Player of the Week
Briana Hamilton (twice)
ACC Pitcher of the Week
Monica Perry (twice), Lacey Waldrop (twice)
Capital One Academic All-District Team
Jessica Nori, Kirstin Austin
All-ACC Academic Team
Bailey Schinella, Jessica Nori, Kirstin Austin, Kelly Hensley, Tiffani Brown
NFCA Scholar-Athlete
Tiffani Brown, Kelly Hensley, Erika Hoffner, Jessica Nori

2013 **NFCA All-America Third Team**
Lacey Waldrop
NFCA All-Southeast Region Second Team
Morgan Bullock, Lacey Waldrop
Capital One Academic All-American Third Team
Kelly Hensley
Capital One Academic All-District IV
Kelly Hensley, Jessica Nori
ACC Pitcher of the Week
Lacey Waldrop (three times)
ACC Player of the Week
Courtney Senas (twice)
ACC Top Six for Service
Kelly Hensley
ACC Softball Scholar-Athlete of the Year
Kelly Hensley
All-ACC Academic Team
Kelly Hensley, Monica Perry, Jessica Nori, Bailey Schinella
NFCA Scholar-Athlete
Kelly Hensley, Jessica Nori

2014 **USA Softball National Player of the Year**
Lacey Waldrop
NFCA All-America First Team
Maddie O'Brien, Lacey Waldrop
NFCA All-Southeast Region First Team
Maddie O'Brien, Courtney Senas
Lacey Waldrop
Louisville Slugger/NFCA Division I National Player of the Week
Lacey Waldrop
ACC Pitcher of the Week
Lacey Waldrop (seven times)
Jessica Burroughs
ACC Player of the Week
Maddie O'Brien (three times)
Bailey Schinella



HONORS AND AWARDS

All-ACC Academic Team

Kelly Hensley, Jessica Nori,
Bailey Schinella, Lacey Waldrop

NFCA Scholar-Athlete

Bella D'Errico, Corey Hendrickson,
Kelly Hensley, Jessica Nori, Lacey Waldrop

ACC Postgraduate Scholarship

Kelly Hensley

NSCA All-American

Victoria East

2015 Senior CLASS Award

Lacey Waldrop

USA Softball National Player of the Year

Lacey Waldrop (Top 25 semifinalist)

NFCA All-America Third Team

Lacey Waldrop

NFCA All-Southeast Region Team

Lacey Waldrop (First Team),
Jessica Warren (Second Team),
Morgan Klaevemann (Third Team)

ACC Pitcher of the Week

Lacey Waldrop (four times)

ACC Player of the Week

Alex Powers

ACC Top Six for Service

Alex Kossoff

All-ACC Academic Team

Ellie Cooper, Victoria Daddis, Alex Powers,
Morgan Klaevemann, Alex Kossoff,
Bailey Schinella, Lacey Waldrop

NFCA Scholar-Athlete

Ellie Cooper

Victoria Daddis

Megan McReynolds

Alex Powers

ACC Postgraduate Scholarship

Lacey Waldrop

CoSIDA Academic All-District

Ellie Cooper

2016 NFCA All-America Second Team

Alex Powers

NFCA All-America Third Team

Jessica Burroughs

Jessica Warren

USA Softball National Player of the Year

Jessica Burroughs (Top 25 finalist)

Alex Powers (Top 25 finalist)

NFCA National Freshman of the Year

Carsyn Gordon (Top 25 finalist)

NFCA National Pitcher of the Week

Meghan King

All-ACC Academic Team

Ellie Cooper, Meghan King,
Morgan Klaevemann

ACC Pitcher of the Week

Jessica Burroughs (three times)

Meghan King (twice)

ACC Player of the Week

Alex Powers (twice)

Jessica Warren (twice)

Sydney Broderick

CoSIDA Academic All-District

Morgan Klaevemann

Golden Torch Award

2009 Kaleigh Rafter

2010 Tory Haddad

2011 Kelly Hensley

2012 Kelly Hensley

2013 Kelly Hensley

2014 Kelly Hensley

2015 Ellie Cooper

2016 Tessa Daniels

Seminole Warrior

2009 Ashley Stager

Carly Wynn

2010 Jen Lapicki

2011 Briana Hamilton

2012 Lindsey Peppers

2013 Jessica Burroughs

2014 Lacey Waldrop

2015 Lacey Waldrop

Macey Cheatham

2016 Ellie Cooper

Alex Powers

Sniper Award

2010 Morgan Bullock

2011 Robin Ahrberg

2012 Assistant Coach Travis Wilson

2013 Morgan Bullock

2014 Ryan Day

2015 Lauren Harris

2016 Lauren Harris

Golden Glove

2009 Kaleigh Rafter

2010 Tory Haddad

2011 Ashley Stager

2012 Briana Hamilton

2013 Maddie O'Brien

2014 Courtney Senas

2015 Morgan Klaevemann

2016 Jessica Warren

ESPY Award

2009 Ashley Stager

Michelle Snyder

2010 Tiffani Brown

2011 Briana Hamilton

2012 Courtney Senas

2013 Lacey Waldrop

2014 Briana Hamilton

2015 Alex Kossoff

2016 Jessica Warren

Most Improved

2009 Ashley Stager

2010 Shayla Jackson

2011 Jennifer Lapicki

2012 Briana Hamilton

Kirstin Austin

2013 Kelly Hensley

2014 Maddie O'Brien

2015 Ellie Cooper

2016 Alex Powers

Most Valuable Player

2009 Kaleigh Rafter

2010 Carly Wynn

2011 Sarah Hamilton

2012 Tiffani Brown

2013 Courtney Senas

Kelly Hensley

2014 Maddie O'Brien

2015 Jessica Warren

2016 Jessica Warren

Chief Abiaka Athletic Training Award

2009 Robin Ahrberg

2010 Ashley Stager

2011 Maddie O'Brien

2012 Tiffani Brown

2015 Maddie O'Brien

2016 Morgan Klaevemann

Batting Title

2009 Carly Wynn (.337)

2010 Carly Wynn (.378)

2011 Jen Lapicki (.343)

2012 Shayla Jackson (.304)

2013 Morgan Bullock (.346)

2014 Maddie O'Brien (.424)

2015 Morgan Klaevemann (.393)

2016 Alex Powers (.396)

Circle Award

2009 Sarah Hamilton

2010 Sarah Hamilton

2011 Sarah Hamilton

2012 Monica Perry

2013 Lacey Waldrop

2014 Lacey Waldrop

2015 Lacey Waldrop

2016 Jessica Burroughs

Meghan King

"Ah-Tah-Thi-Ki" Academic Excellence Award

2009 Amber Bryant

Mallory Borden

2010 Terese Gober

Carly Wynn

Ashley Stager

2011 Kelly Hensley

Monica Perry

2012 Kelly Hensley

2013 Kelly Hensley

Jessica Nori

2014 Kelly Hensley

Jessica Nori

2015 Alex Kossoff

2016 Ellie Cooper

Rookie of the Year

2009 Shayla Jackson

2010 Tiffani Brown

2011 Celeste Gomez

Jessica Nori

2012 Maddie O'Brien

Lacey Waldrop

2013 Victoria East

2014 Jessica Burroughs

2015 Jessica Warren

2016 Zoe Casas

Meghan King

Offensive Player of the Year

2015 Jessica Warren

2016 Ellie Cooper

Femina Perfecta Award

2009 Ashley Stager

2010 Robin Ahrberg

2011 Morgan Bullock

2012 Monica Perry

2013 Lindsey Peppers

2014 Bella D'Errico

2015 Ellie Cooper

2016 Tessa Daniels

Dugout Club Member of the Year

2016 John Cross

Diane Kelley

Betty Wilder

Coaches Award

2009 Carly Wynn

2010 Carly Wynn

2011 Robin Ahrberg

Ashley Stager

2012 Mallory Borden

Amber Bryant

2013 Macey Cheatham

2014 Entire Team (Taylor Foster Award)

2015 Macey Cheatham

2016 Ellie Cooper

TEAM AWARDS

Golden Nole Award

2009 Carly Wynn

2010 Carly Wynn

2011 Ashley Stager

2012 Kirstin Austin

2013 Kelly Hensley

2014 Jessica Nori

2015 Ellie Cooper

2016 Alex Powers



NINE WOMEN'S COLLEGE WORLD SERIES APPEARANCES • 14 ACC CHAMPIONSHIPS

ALL-TIME LETTERWINNERS

A	Rebecca Aase Courtney Adams Leslie Adams Robin Ahrberg Shannon Aiken Yuruby Alicart Kaitlin Allen Nancy Anderson Leah Armstrong Kirstin Austin Kim Averill	1991-94 2013 1992-93 2007-08, 10-11 1989 2006-07 2013 1981 2001 2011-13 1989	Toney Donaldson Jennifer Drawdy Natalie Drouin	1982-83 1994 1981-82	E	Victoria East Teresa Edenfield Stephanie Elowsky Sherri Emetario Renee Espinoza Abby Evans Bonnie Evans	2013-16 1997-00 2000-01 1986-87 1995-96 2016 1988	F	Heather Feltmann Stephanie Ferlita Carolyn Fiero Kelly Flaczinski Katie Fricke Kristy Fuentes	1993-95 1995-96 1986-87 1988-91 2004-05 1994-97	G	Carey Galuppi Camille Garcia Robyn Gauger BillieAnne Gay Tatiana George Tina Getherall Barbara Gillespie Jessica Gilmore Terese Gober Celeste Gomez Cathy Gooding Kim Googe Carsyn Gordon Cindy Gordon Toni Gutierrez	2003-06 2007-09 2000-01 2003-06 2002-05 1990-92 1985-86 2007-09 2007-09-10 2011-14 1981-84 1979-80 2016 1992-93 1990-93	H	Tory Haddad Lisa Hall Briana Hamilton Sarah Hamilton Roxanne Hantelmann Trisha Hardy LeAnn Harrell Barb Harris Lauren Harris Amy Harrison Becky Harrison Cali Harrod Stephanie Hartness Rylan Harvey Corey Hendrickson Kelly Hensley Jackie Hirschfeld B.J. Hodges Cula Hodges Kim Hoffer Erika Hoffner Laurie Holler Kristy Hull Casey Hunter	2010 1998 2011-14 2008-11 1986 1978 1982-84 1978 2014-16 2004-05 1988-91 2016 2013-14 2015 2014 2011-14 1998-02 1990-91 1980 2004-06 2012-13 1985-86 1995-98 2002-05	J	Shayla Jackson Natasha Jacob Julie Jordan Brittany Joseph	2009-12 2003-06 2001-02 2008-10	K	Kari Keith Morgan Klaevemann Meghan King Sarah King Charlene Koski Alex Kossoff Brittany Krbec Tina Kyler	1986-89 2015-16 2016 1997-98 1980 2013-16 2007 1984-85	L	Mia Lacy Hunter LaFountain Kelly Langston Jen Lapicki Christy Larsen Julie Larsen Robyn Larson Monica Lawfield Dianne Lawrence Cindy Lawton Gayle Lee Erika Leonard Nicolette Levine Bryttani Lindheim Marla Looper Andi Lyons	2016 1989-90 2007-08 2010-11 1988-91 1985-88 2002-03 1984 1978 1994-95 1978 2012 2012 2002-03 1993-94 1999-00	M	Leslie Malerich Pat Mangan Monique Marier Diane Maroe Sandy Martinez Meggan Matson Melissa May Kristie McConn Tiffany McDonald Jesse McGregor Megan McReynolds Monica Montez Lora Migliaccio Shannan Mitchem Kelly Miller Leslie Miller LaTanya Mitchell Misty Molin Amanda Moore Evelyn Morgado Bonnie Morgan Lauren Mullins Marie Mygonik	1999-02 1980-81 2001-02 1979 1988-89 1997 2006-08 2008-11 2005-08 1996-99 2016 2007-10 1988-91 1989-92 1998-00 1984 1999-00 1995-98 2007 2012 1978 2010 1978	N	Heidi Nelson Jessica Nori Cathy Norton	1984 2011-14 1978-80	O	Maddie O'Brien Carol O'Domski Cricket Olafson Jennifer Olow Sunnie O'Neal Brittany Osmon Sherri Owens	2012-15 1980-81 1983 1991-94 1981-84 2005-08 1988	P	Robin Pace Susan Painter Jasmine Palmer Lesley Palmer Adrienne Pearson Lindsey Peppers Sandy Perkins Monica Perry Kim Petrovich Robyn Petrovich Tami Post Alex Powers Chris Priestler	1983-84 1981-84 2016 2003-05 1994-95 2012 1979 2012-13 2006 2005-08 1996-99 2014-16 1986	R	Kaleigh Rafter Julie Rice Brenda Richardson Toni Robinette Korina Rosario Courtney Rosen Venus Ross Daphne Russell	2009 1988-91 1989 1981-82 2015-16 2007, 09-10 1980-81 1987-88	S	Layne Salvador Mary J.T. Sands Stacey Saunier Bailey Schinella Kelly Schnute Mary Schuehler Courtney Senas Kelly Shaw Laurie Shepard Lena Sifen Jan Sikes Terri Silviola Tracy Simmons Penny Siqueiros Debbie Smith Loren Smith Amy Snider Michelle Snyder Sue Spangel Ashley Stager Courtney Stager Briar Stanley Lynn Steele Ronnie Stengel Brandi Stuart Stacie Symonds	1979-82 1980 1979-82 2012-15 1995-96 1978-79 2011-14 1982-83 1992-95 2004 1981-82 1980 1987 1989-92 1986 2012 1983-86 2006-09 1978-79 2008-11 2009 2010-11 1985-87 1978 2000-03 1994	T	Windy Taff Tammi Terrell Cynthia Thomas Robin Thomas Laurie Tiedt Julie Tiggis Kelly Tillman Dale Townsend Rose Trezza Linda Tyrrell	1996-97 1983 1972-73 1983 1984-87 2003-04 1981-84 2010-11 1978 1980-82	V	Jessica van der Linden Lauren Varsalona Elisa Vasquez Stacey Venable Dana Vickery	2001-04 2009-11 2001-04 1997-99 1999	W	Beth Wade Lacey Waldrop Becky Wallace Jessica Warren Lita Weingart Windy Weltz Jennifer White-Cody Corrie Williams Felicia Williams Sandie Williams Debbie Willis Robin Willy Shamalene Wilson Vicki Wilson Melissa Wood Tina Wood Veronica Wootson Carly Wynn	2001-04 2012-15 1997-00 2015-16 1980 1994-97 1998-01 1996-99 1999-00 1982 1978 1978 1993-96 1978 2005-06 1993-94 2004-07 2007-10	Z	Niki Zenger	1995-96	(Since 1978)	Active Players in Bold
----------	--	--	---	----------------------------	----------	--	--	----------	--	--	----------	--	--	----------	---	---	----------	--	--	----------	--	---	----------	---	--	----------	---	--	----------	--	----------------------------	----------	---	---	----------	--	---	----------	--	---	----------	---	---	----------	---	---	----------	---	--	----------	--	--	----------	-------------	---------	--------------	-------------------------------



1981 & 1982 AIAW NATIONAL CHAMPIONS • 29 NCAA APPEARANCES • 42 ALL-AMERICANS

PRO AND INTERNATIONAL PLAYERS



Brandi Stuart



**Sabrina Stutsman,
Meghan King,
Korina Rosario**




**Ellie
Cooper**



Jessica van der Linden



Leslie Malerich




Mysii Calkins



**Kaleigh
Rafter**




Lacey Waldrop



Tiffany McDonald



Veronica Wootson



Yuruby Alicart



Monica Perry



Courtney Senas, Briana Hamilton, Maddie O'Brien

Laurie Shepard
Silver Bullets (1995-98)

Casey Hunter
Connecticut Brakettes (2006)

Renée Espinoza
Georgia Price (1997)

Jessica van der Linden
Arizona Heat (2004)
Puerto Rico National Team

Yuruby Alicart
Venezuelan National Team
(2000-16)
2008 Beijing Olympics Participant

Tatiana George
Harlem Diamonds (2005)

Brandi Stuart
Akron Racers (2004)

Mysii Calkins
Georgia Pride (1999)

Shannon Mitchem
Silver Bullets (1993-98)

Shamalene Wilson
Georgia Pride (1997)

Briana Hamilton
PA Rebellion (2014-15)
Akron Racers (2015)

Leslie Malerich
Connecticut Brakettes (2005-06)
Italian National Team

Leslie Adams
Carolina Diamonds (1997-99)

Tiffany McDonald
British National Team (2006)
Coached for Dutch National Team

Elisa Vasquez
Houston (2004)

Kristy Fuentes
Georgia Pride (1998)

Veronica Wootson
Akron Racers (2007-08)

Kaleigh Rafter
Canadian National Team (2007-16)
2008 Beijing Olympics Participant
WMLS International Japan (2013-14)
2015 Pan Am Games Gold Medalist

Carly Wynn
Tennessee Diamonds (2010)

Terese Gober
Mannheim Tornados (2010)

Monica Perry
Hotel Ambassador cc Terrasvogels
(2013)
South Australian Starz (2015-17)

Courtney Adams
Puerto Rico National Team (2013)

Ellie Cooper
New Zealand National Team (2012-16)
NZ Junior World
Championships (2011, 2013, 2015)

Lacey Waldrop
Chicago Bandits (2015-16)

Maddie O'Brien
PA Rebellion (2015)

Courtney Senas
PA Rebellion (2015-16)

Meghan King
Puerto Rico National Team (2015-16)

Korina Rosario
Puerto Rico National Team (2015-16)

Sabrina Stutsman
Puerto Rico National Team (2015)

Carsyn Gordon
Puerto Rico National Team (2016)



NINE WOMEN'S COLLEGE WORLD SERIES APPEARANCES • 14 ACC CHAMPIONSHIPS

1981 & 1982 NATIONAL CHAMPIONS

Before the games were televised on ESPN and before there were professional leagues, the main goal of collegiate softball was to go out, give your best and try to win, but mainly the student-athletes were there because they loved the game and they wanted to have fun. For two years in the early 1980's, the Florida State softball team not only had fun, but also dominated its competition and brought home a pair of national championships.

There was plenty of reason for optimism going into the 1981 season after FSU won 13 of its last 15 games the year before and was one game away from advancing to the AIAW National Tournament. Countering the momentum from 1980 was the inexperience of the 1981 roster which featured only six returnees but a host of talented newcomers.

"It was a lot of fun," former head coach Dr. JoAnne Graf said. "They had known each other from summer league ball so I think there was a lot of respect right away. Anytime you win it's a whole lot of fun. That team was in every game, they won, obviously, most of them, but it's always fun to coach people who win and they worked hard. They just had that confidence, that air that they were going to have to lose the game; no one was going to beat them."

Any concerns about the 1981 season were quickly erased as the Seminoles ran out to a 19-2 start with a trio of tournament titles. The only hiccup during the year came at the South Florida Invitational as FSU lost three of four but that also served as a wake up call as the Seminoles won 16-straight games to push their record to 38-5.

Just when the Seminoles had everything going in their favor, another bump in the road came. Winners of its last 16 games, FSU dropped a pair of games to East Carolina to finish second at the North Carolina State Invitational. But just like the losses at South Florida, the setback refocused the Seminoles when they needed it the most.

Few would have guessed that the 5-2 loss to the Pirates would be the Seminoles' last of the season. FSU took four-straight heading into the FAIAW State Tournament where it breezed to the state title with four more wins to match the most wins in school history. Up next was the AIAW Region III Tournament where the Seminoles took the next step, sweeping four more games to advance to the National Tournament.

Proving its versatility, FSU won every way possible, outscoring Western Carolina 13-9 in the first game before winning a defensive triumph 4-3 over North Carolina State. FSU disposed of the Pirates 12-3 then beat North Carolina 4-1 to capture the school's first national championship in women's athletics.

Postseason accolades came in for Darby Cottle as the shortstop collected All-America honors after hitting .428. Joining her on the All-America squad was second baseman Jan Sikes as she hit .477.

"Those teams were so full of life, heart, we had great camaraderie," former player Susan Painter said. "It started at the top with JoAnne. We had a great group of players, but she was the main component. She kept us on top and kept fighting for us and for the title. Every great team has a fit and that one certainly did. It was quite a group. We still keep in touch, but I miss that."

The pieces were in place for another run in 1982 and the Seminoles wasted no time as they won their first 12 games, highlighted by the title at the Florida Invitational - including eight shutouts. Ironically the "low point" of the season came at the Lady Seminole Invitational where FSU lost three in a row.

But just like they had done the previous year, the Seminoles bounced back to win 10-straight, including titles at the Friendly City and South Florida Invitationals. Twice during the middle half of the season the Seminoles scored 30 runs or more, including a 39-5 drubbing of Georgia Southern.

Despite all of FSU's success that year - the Seminoles won four of six regular season tournaments - there was one team it could not get past: rival Florida. Of the 10 losses that season, six came to the Gators, including back-to-back losses at the Montgomery Invitational where FSU finished second.



Similar to 1981, the losses refocused the Seminoles as they won their next 12 going into the FAIAW tournament. UF got the Tribe again 2-1 in the third game, but the Seminoles won a pair to claim the state title. Florida State had relatively little trouble in the regional tournament, only dropping a 2-1 decision to South Florida before beating the Bulls for the trophy.

The stage was set for a repeat and the Seminoles were on a mission having won 21 of their last 23 games. The first three games were a breeze as FSU outscored its opponents 46-6 with wins over Georgia Southern, South Florida and UNC-Charlotte. All that stood between FSU and its second national championships were the Florida Gators.

While Florida State held an 8-6 lead in the season series, Florida was the only team that had been close to FSU over the last five years and handed the Seminoles their worst loss in school history at the time, a 14-0 defeat during the middle of the season. With the championship on the line the Seminoles were at their best and they prevailed 9-4 to claim their second-straight national championship.

The accolades poured in for the Seminoles again, headed by Cottle who was named the Broderick Award winner as the AIAW Player of the Year. She was joined on the All-America squad by Natalie Drouin, Painter, Toni Robinette and Sikes.

"We were like a big family, I don't even remember anyone not getting along," Drouin said. "We had two great teams and I don't know which one was better. They were pretty equal. At the time none of us really knew what we had accomplished, we just wanted to do our best and have fun, but afterwards it was thrilling."

The Seminoles won 110 games those two years with a 54-7 record in 1981 and a 56-10 mark the year after. Florida State was an offensive juggernaut those two seasons, scoring an average of 9.2 runs per game. What might be even more impressive was the Seminoles' pitching and defense. Behind Painter, the team's lone pitcher, FSU gave up only 2.7 runs per game, a number that is unfathomable in slow pitch.

"I remember a lot of team unity and enthusiasm," Cottle said. "We were a group of winners, that's for sure, and we were a team that was willing to do whatever it took to get to the top. I'm just proud to have been part of the teams that started a tradition of winning."

While the AIAW was disbanded one year later and FSU went to NCAA competition in 1984, the players on those teams were the founders of a legacy that continues today.



DR. JOANNE GRAF

Dr. JoAnne Graf spent 30 successful seasons at the helm of the Florida State softball program. With 1,437 victories under her belt, Graf retired on June 15, 2008, with more wins than any other head coach in collegiate softball.

The first collegiate softball coach to earn 1,400 victories, Graf's numerous achievements with Florida State softball include AIAW slowpitch national championships in 1981 and 1982, seven trips to the Women's College World Series, with the first coming in 1986 (just four years after FSU went to NCAA fastpitch softball), 21 NCAA Regional appearances and 10 Atlantic Coast Conference titles.

On April 2, 2005, then-Florida State University President Dr. T.K. Wetherell officially renamed the softball stadium "JoAnne Graf Field at the Seminole



Softball Complex," making her among only two active softball coaches with fields named after them. On September 13, 2013, Graf was inducted into the Florida State Athletics Hall of Fame

One of the most prolific coaches in collegiate softball, Graf concluded her career having won 75 percent of her games (1,437-478-6), including a 1,218-425-6 (.740) mark in NCAA Division I play. Her NCAA career win total is currently 11th all-time. Florida State averaged 50.75 wins per year under her guidance since beginning NCAA play ranked No. 1 during that span.

Graf is a 1975 graduate of Florida State. In 1992, she earned her doctorate degree in athletic administration at FSU, and taught at her alma mater until her retirement in 2013.

The JoAnne Graf File

- 1,437 All-Time Victories at Florida State
- Back-to-Back AIAW National Championships (1981 & 1982)
- Six-Time ACC Coach of the Year
- 10 Atlantic Coast Conference Titles
- 21 NCAA Tournament Appearances
- 45 NCAA Tournament Victories
- Seven Women's College World Series Appearances
- 34 All-America Awards
- 74 All-ACC Selections



NCAA RECORDS

INDIVIDUAL LEADERS

SINGLE-GAME RECORDS

CONSECUTIVE PLATE APPEARANCES, REACHING BASE
18 Maddie O'Brien, April 16-20, 2014 (1st)

INTENTIONAL BASES ON BALLS
4 Maddie O'Brien vs. Pitt, April 16, 2014 (T-1st)

CONSECUTIVE VICTORIES
50 Rebecca Aase, Feb. 25, 1991-April 24, 1993 (2nd)

CONSECUTIVE BASES ON BALLS
8 Maddie O'Brien, April 19-20, 2014 (T-6th)
7 Maddie O'Brien, April 1-3, 2015 (T-8th)
5 Alex Powers, May 7-8, 2015 (T-16th)

STOLEN BASES
5 Serita Brooks vs. Bethune-Cookman May 17, 2001 (T-6th)

CONSECUTIVE STOLEN BASES
54 Serita Brooks, Feb. 9-May 19, 2001 (T-12th)

CONSECUTIVE GAMES HITTING STREAK
28 Natasha Jacob, April 4, 2005-Feb. 14, 2006 (T-18th)

SEASON RECORDS

GRAND SLAMS
Player Year Cl. G GS
Carsyn Gordon 2016 Fr. 59 3

RUNS BATTED IN
Player Year Cl. G RBI
Maddie O'Brien 2014 Jr. 64 83 (T-19th)

STOLEN BASES
Player Year Cl. G SB
Danielle Cox 1999 Sr. 66 73 (T-2nd)
Shamalene Wilson 1996 Sr. 72 69 (T-6th)
Myssi Calkins 1997 Sr. 65 61 (T-10th)

BASES ON BALLS
Player Year Cl. G RBI
Maddie O'Brien 2015 Sr. 63 73 (T-11th)

HOME RUNS
Player Year Cl. G RBI
Maddie O'Brien 2014 Jr. 64 24 (T-24th)

GAMES
Player Year G
Leslie Malerich 2000 58 (T-18th)

WINNING PERCENTAGE
Player Year Cl. W L Pct.
Rebecca Aase 1992 So. 28 0 1.000 (T-1st)

EARNED-RUN AVERAGE
Player
0.22 Shelly Berube 1984 (T-16th)

NO HITTERS
Player
6 Julie Larsen 1986 (T-7th)

ASSISTS
Player Year Cl. G Assists
Cindy Lawton 1995 Sr. 73 189 (T-22nd)

CAREER RECORDS

PERFECT GAMES
No. Player Years
6 Julie Larsen 1985-88 (T-2nd)

GAMES PLAYED
No. Player Years
295 Jessica van der Linden 2001-04 (3rd)
290 Brandi Stuart 2000-03 (T-7th)
281 Kristi Hull 1995-98 (19th)

AT BATS
No. Player Years
875 Veronica Wootsen 2004-07 (T-15th)

STOLEN BASES
No. Player Years
185 Myssi Calkins 1994-97 (7th)
162 Brandi Stuart 2000-03 (T-12th)
161 Shamalene Wilson 1993-96 (T-14th)

TRIPLES
No. Player Years
30 Shamalene Wilson 1993-96 (12th)

NO HITTERS
No. Player Years
12 Julie Larsen 1985-88 (T-12th)

ASSISTS
No. Player Years
591 Tami Post 1996-99 (13th)

STOLEN-BASE PERCENTAGE (min. 50 attempts)
No. Player Years
0.942 Morgan Bullock (49-of-52) 2010-13 (T-16th)
0.931 Shamalene Wilson (161-of-173) 1993-96 (26th)

BASES ON BALLS
No. Player Years
198 Maddie O'Brien 2012-15 (12th)

EARNED-RUN AVERAGE
No. Player Years
0.47 Toni Gutierrez 1990-93 (T-19th)

STRIKEOUT RATIO (K PER 7 IP)
No. Player Years
9.98 Sarah Hamilton (1,005 K in 704.1 IP) 2008-11 (T-25th)

ANNUAL NCAA INDIVIDUAL LEADERS

HOME RUNS
Year Player Cl. G No. Avg.
1987 Tiffany Daniels So. 64 10 0.16

RUNS BATTED IN
Year Player Cl. G No. Avg.
2014 Maddie O'Brien Jr. 64 83 1.30

STOLEN BASES PER GAME
Year Player Cl. G SB SBA Avg.
1999 Danielle Cox Sr. 66 73 82 1.11


STOLEN BASES
Year Player Cl. G SB
1996 Shamalene Wilson Sr. 72 69
1999 Danielle Cox Sr. 66 73

STRIKEOUT RATIO (Strikeouts per seven innings)
Year Player Cl. G IP SO Avg.
1984 Tina Kyler Jr. 20 135.1 224 11.6
1985 Julie Larsen Fr. 21 122.0 175 10.0

TOTAL BASES
Year Player Cl. G H AB TB Avg.
2014 Maddie O'Brien Jr. 64 73 172 162 .942



NCAA RECORDS



Toni Gutierrez

ANNUAL TEAM CHAMPIONS

HITS

Year	Team	G	W	L	T	AB	Hits	Avg.
1992	Florida State	72	63	9	0	1,842	580	.315

RUNS

Year	Team	G	W	L	T	R	Avg.
1992	Florida State	72	63	9	0	364	5.06

HOME RUNS PER GAME

Year	Team	G	W	L	T	HR	Avg.
1989	Florida State	53	39	14	0	17	0.32

STOLEN BASES

Year	Team	G	W	L	T	SB	SBA	Avg.
1996	Florida State	72	51	21	0	160	171	2.22

TOTAL BASES

Year	Team	G	W	L	T	AB	TB	Pct.
1992	Florida State	72	63	9	0	1,842	766	.416

EARNED RUN AVERAGE

Year	Team	G	W	L	T	IP	R	ER	ERA
2001	Florida State	70	58	12	0	474.3	75	48	0.71
2004	Florida State	74	62	12	0	498.3	76	44	0.62

BASES ON BALLS

Year	Player	Cl.	G	No.	Avg.
2015	Maddie O'Brien	Sr.	63	73	1.16

VICTORIES

Year	Player	Cl.	G	IP	W	L	Pct.
2014	Lacey Waldrop	Jr.	48	266.1	38	7	.844

TEAM RECORDS

PITCHING

CONSECUTIVE SCORELESS INNINGS

124 Florida State, February 20-March 19, 1993

STRIKEOUTS IN A GAME

28 Florida State vs. Southern Miss., March 10, 1984 (15 inn)

TEAM LEADERS

SINGLE-GAME RECORDS

LONGEST GAME

Inn.	Team (Score), Opponent (Score)	Date
15	Florida State (1), Southern Miss. (0)	March 10, 1984 (T-27th)

LONGEST WINNING STREAK

No.	Team	Dates
32	Florida State	March 4-26, 1985 (T-11th)
27	Florida State	March 22-May 15, 2003 (T-25th)

SEASON RECORDS

BATTING - HITS

Team	Year	G	Hits
Florida State	1995	73	628 (20th)

PITCHING - EARNED RUN AVERAGE

Team	Year	W-L-T	IP	R	ER	ERA
Florida State	1984	40-5-2	341.0	30	18	0.37 (T-14th)

PITCHING - SHUTOUTS

Team	Year	SHO
Florida State	1992	40 (T-12th)

MISCELLANEOUS - VICTORIES

Team	Year	W	L	T	Pct.
Florida State	1992	63	9	0	.875 (T-14th)

DIVISION I SOFTBALL COACHING RECORDS

WINNINGEST COACHES ALL-TIME

BY VICTORIES

(Minimum 10 years as a Division I head coach; includes spring varsity fast-pitch record at four-year colleges only.)

Coach, Team	Yrs.	Won	Lost	Tied	Pct.
11. JoAnne Graf (Florida St. 1984-2008)	25	1,186	425	6	.735

BY PERCENTAGE

(Minimum 10 years as a Division I head coach; includes spring varsity fast-pitch record at four-year colleges only.)

Coach, Team	Yrs.	Won	Lost	Tied	Pct.
17. JoAnne Graf (Florida St. 1984-2008)	25	1,186	425	6	.735



JoAnne Graf



NINE WOMEN'S COLLEGE WORLD SERIES APPEARANCES • 14 ACC CHAMPIONSHIPS

TEAM AND INDIVIDUAL RECORDS

TEAM SEASON RECORDS

Victories		
Most in a Season	63	1992 (63-9)
Streaks		
All-time winning streaks	32	Mar. 4-26, 1985
	27	Mar. 22-May 11, 2003
	*25	Feb. 9-Mar. 18, 1992
	22	Feb. 20-Apr. 3, 2016
	*21	Feb. 13-Mar. 19, 1993
	20	Mar. 21-Apr. 9, 1991
	18	Mar. 13-Mar. 28, 1998
	18	Apr. 11-May 16, 1992
	18	Mar. 10-23, 1986
	17	Mar. 12-Apr. 6, 2014
	17	Feb. 7-Mar. 1, 2014
	17	^1984

* - streak started the season; ^ - dates unknown for the streak

Longest Losing Streak	8	March 4-11, 2000
Highest Winning Pct. in Season	.875	1984 (41-5-2) 1992 (63-9)

Shutouts		
Fewest Times Shutout in Season	2	2016 (65 games), 1997 (65 games), 2014 (64 games), 2010 (62 games), 1995 (61 games)
Most Times Shutout in Season	10	1994
Most Recorded in Season	41	1992

Shutout Streaks		
Without Being Shutout	49	April 25, 2015 - April 13, 2016
Most Consecutive	17	1993
Consecutive Scoreless Innings Pitched	124.2	1993

HITTING

Runs		
Most in Game	20	vs. B-CU, 2013
Most Allowed in Game	17	vs. Michigan, 2014
Largest Winning Margin	20	vs. B-CU, 2013
Largest Losing Margin	14	vs. Michigan, 2014
Most in Season	459	2016
Most Allowed in a Season	256	2006

Hits		
Most in Season	628	1995
Most Allowed in Season	442	1998

Doubles		
Most in Season	93	2001
Most Allowed in Season	69	2006, 1998

Triples		
Most in Season	33	1994
Most Allowed in Season	23	1994

Home Runs		
Most in Season	65	2014
Most Allowed in Season	47	2006

Runs Batted In		
Most in Season	407	2016
Most Allowed in a Season	232	2006

Batting Average		
Highest in Season	.323	2016
Highest Allowed in Season	.246	2011

Walks		
Most in Season	318	2014
Most Allowed in Season	229	2005

Stolen Bases		
Most in Season	160	1996
Most Allowed in Season	63	2002, 2007

FIELDING

Putouts		
Most in Season	1,604	2000
Assists		
Most in Season	804	2000

Errors		
Most in Season	108	2006
Most by Opponents in Season	155	1995

Fielding Percentage		
Highest in Season	.976	1993

PITCHING

Pitching Appearances		
Most in Season	78	2000
Innings Pitched		
Most in Season	534.2	2000

No Hitters		
Most in Season	8	1986
Earned Run Average		
Lowest in Season	0.37	1984 (18 ER-339.2 IP)
Highest in Season	2.71	2006 (192 ER-496.1 IP)

INDIVIDUAL SEASON RECORDS

BATTING		
Most Games Played:	78, Kimmy Carter, 2000	Brandi Stuart, 2000
		Serita Brooks, 2000
		Natalie Bennett, 2000
At Bats:	252, Natasha Jacob, 2006	
Runs:	72, Shamalene Wilson, 1996	
Hits:	99, Serita Brooks, 2000	
Doubles:	19, Yuruby Alicart, 2006	
Triples:	11, Tiffany Daniels, 1987	
	11, Shamalene Wilson, 1995	
Home Runs:	24, Maddie O'Brien, 2014	
RBIs:	83, Maddie O'Brien, 2014	
Walks:	73, Maddie O'Brien, 2015	
Strikeouts:	55, LaShaun Davis, 2005	
Batting Average:	.432, Danielle Cox, 1999	
Stolen Bases:	73, Danielle Cox (73-of-82), 1999	
Sacrifices:	25, Shannon Mitchem, 1992	

FIELDING

Putouts:	498, Becky Wallace, 2000	
Assists:	189, Cindy Lawton, 1995	
Errors:	34, Jesse McGregor, 1996	
Fielding Pct.:	1.000, Julie Rice (320 chances), 1990	
	Morgan Klavemann (65 outfield chances), 2015	

PITCHING

Appearances:	58, Leslie Malerich, 2000	
Games Started:	42, Lacey Waldrop, 2014	
	Tiffany McDonald, 2006, Leslie Malerich, 2002	

Innings Pitched:	329.1, Tiffany McDonald, 2006	
Wins:	38, Lacey Waldrop, 2014	
Losses:	19, Tiffany McDonald, 2006	
	Sarah Hamilton, 2011	
	4, Christy Larsen, 1990	

No Hitters:	4, Christy Larsen, 1990	
Runs (Most):	148, Tiffany McDonald, 2006	
Runs (Least):	10, Julie Larsen, 1985	
	Shelley Berube, 1984, Rebecca Aase, 1994	

Earned Runs (Most):	107, Tiffany McDonald, 2006	
Earned Runs (Least):	1, Toni Gutierrez, (50.0 innings), 1990	
Hits (Most):	250, Tiffany McDonald, (in 329.1 innings), 2006	
Walks (Most):	126, Casey Hunter, 2005	
Walks (Least):	10, Toni Gutierrez, 1990	
Strikeouts:	387, Jessica van der Linden, 2004	
Hit Batsmen:	28, Tiffany McDonald, 2006	

Earned Run Average:	0.14, Toni Gutierrez, (50.0 innings), 1990	
Most Doubles Allowed:	40, Tiffany McDonald, 2006	
Most Triples Allowed:	11, Rebecca Aase, 1994	
Most Home Runs Allowed:	32, Tiffany McDonald, 2006	
Most Consecutive Victories:	50, Rebecca Aase, Feb. 15, 1991 - April 24, 1993	

Best Win Percentage:	1.000, Rebecca Aase, (28-0), 1992	
Combined Strikeouts by Starting Pitchers:	24	
	Tiffany McDonald (19) vs. Abbie Sims, NC State (5), April 15, 2006	



ALL-TIME TOP 10

BATTING RECORDS

GAMES

1. Kristy Hull	281	1995-98
2. Brandi Stuart	280	2000-03
3. Tami Post	277	1996-99
4. Veronica Wootson	273	2004-07
5. Kimmy Carter	272	1999-02
Jessica van der Linden	272	2001-04
7. Myssi Calkins	271	1994-97
8. Jesse McGregor	267	1996-99
9. Natasha Jacob	264	2003-06
10. Shamalene Wilson	262	1993-96

BATTING AVERAGE

1. Shamalene Wilson	.366	1993-96
Danielle Cox	.366	1998-99
3. Jessica van der Linden	.361	2001-04
4. Cindy Lawton	.358	1994-95
5. Brandi Stuart	.357	2000-03
6. Tiffany Daniels	.356	1986-89
7. Carly Wynn	.355	2007-10
8. Staci Brandon	.351	2000-01
Serita Brooks	.351	2000-01
10. Natasha Jacob	.341	2003-06

RUNS

1. Shamalene Wilson	223	1993-96
2. Tiffani Brown	207	2010-14
3. Veronica Wootson	199	2004-07
4. Brandi Stuart	196	2000-03
5. Courtney Senas	180	2011-14
6. Susan Buttery	170	1990-93
7. Myssi Calkins	166	1994-97
8. Carly Wynn	165	2007-10
9. Maddie O'Brien	158	2012-15
10. Jessica van der Linden	155	2001-04
Kristy Hull	155	1995-98

HITS

1. Shamalene Wilson	310	1993-96
2. Brandi Stuart	287	2000-03
3. Tiffani Brown	285	2010-14
4. Veronica Wootson	282	2004-07
5. Jessica van der Linden	277	2001-04
6. Natasha Jacob	271	2003-06
7. Kristy Hull	265	1995-98
8. Myssi Calkins	253	1994-97
9. Carly Wynn	247	2007-10
10. Susan Buttery	245	1990-93

DOUBLES

1. Jessica van der Linden	50	2001-04
2. Carly Wynn	45	2007-10
3. Maddie O'Brien	41	2012-15
Veronica Wootson	41	2004-07
5. Victoria East	39	2013-16
Brandi Stuart	39	2000-03
7. Corrie Williams	38	1996-99
8. Courtney Senas	37	2011-14
Yuruby Alicart	36	2006-07
10. Wendy Braye	35	1994-97

TRIPLES

1. Shamalene Wilson	30	1993-96
2. Tiffani Brown	22	2010-14
Veronica Wootson	22	2004-07
4. Tiffany Daniels	21	1986-89
5. Lisa Davidson	19	1991-94
6. Kimmy Carter	18	1999-02
7. Jessica van der Linden	17	2001-04
Brandi Stuart	17	2000-03
Leslie Barton	17	1990-93
10. Susan Buttery	16	1990-93

HOME RUNS

1. Maddie O'Brien	55	2012-15
2. Jessica Warren	39	2015-Pr.
3. Courtney Senas	36	2011-14
4. Veronica Wootson	29	2004-07
5. Briana Hamilton	28	2011-14
6. Yuruby Alicart	26	2006-07
7. Alex Powers	25	2014-Pr.
8. Brandi Stuart	25	2000-03
9. Tiffany Daniels	24	1986-89
10. Ashley Stager	23	2008-11

RBI

1. Maddie O'Brien	216	2012-15
2. Jessica van der Linden	161	2001-04
3. Courtney Senas	158	2011-14
4. Brandi Stuart	151	2000-03
5. Veronica Wootson	137	2004-07
6. Kimmy Carter	136	1999-02
7. Jessica Warren	135	2015-Pr.
8. Leslie Barton	131	1990-93
9. Alex Powers	120	2014-Pr.
10. Robin Ahrberg	117	2007-11
Ashley Stager	117	2008-11

STOLEN BASES

1. Myssi Calkins	185	1994-97
2. Brandi Stuart	162	2000-03
3. Shamalene Wilson	161	1993-96
4. Tiffani Brown	109	2010-14
5. Serita Brooks	97	2000-01
6. Danielle Cox	93	1998-99
7. Veronica Wootson	79	2004-07
8. Morgan Klaevemann	73	2015-Pr.
9. Courtney Senas	69	2011-14
Natasha Jacob	69	2003-06

WALKS

1. Maddie O'Brien	198	2012-15
2. Jessica van der Linden	144	2001-04
3. Brandi Stuart	133	2000-03
4. Lisa Davidson	114	1991-94
5. Ashley Stager	113	2008-11
6. Carly Wynn	103	2007-10
7. Courtney Senas	98	2011-14
8. Alex Powers	97	2014-Pr.
9. Tiffany Daniels	92	1986-89
10. Kimmy Carter	88	1999-02

SLUGGING PERCENTAGE

1. Maddie O'Brien	.645	2012-15
2. Yuruby Alicart	.622	2006-07
3. Tiffany Daniels	.592	1986-89
4. Courtney Senas	.547	2011-14
5. Carly Wynn	.543	2007-10
6. Brandi Stuart	.540	2000-03
7. Shamalene Wilson	.521	1993-96
8. Veronica Wootson	.519	2004-07
9. Lisa Davidson	.501	1991-94
10. Cindy Lawton	.496	1994-95

PITCHING RECORDS

APPEARANCES

1. Leslie Malerich	179	1999-02
2. Lacey Waldrop	170	2012-15
3. Tiffany McDonald	163	2005-08
4. Sarah Hamilton	149	2008-11
5. Terese Gober	141	2007-10
6. Casey Hunter	137	2002-05
7. Jen White-Cody	135	1998-01
8. Kristy Fuentes	125	1994-97
9. Debbie DeJohn	121	1987-90
10. Julie Larsen	113	1985-88

INNINGS PITCHED

1. Leslie Malerich	988.2	1999-02
2. Tiffany McDonald	898.1	2005-08
3. Lacey Waldrop	859.2	2012-15
4. Debbie DeJohn	798.0	1987-90
5. Casey Hunter	759.1	2002-05
6. Julie Larsen	759.0	1985-88
7. Jen White-Cody	756.1	1998-01
8. Sarah Hamilton	704.2	2008-11
9. Kristy Fuentes	698.1	1994-97
10. Jessica van der Linden	690.0	2001-04

WINS

1. Lacey Waldrop	109	2012-15
2. Leslie Malerich	107	1999-02
3. Debbie DeJohn	90	1987-90
4. Casey Hunter	85	2002-05
Julie Larsen	85	1985-88
6. Tiffany McDonald	79	2005-08
7. Christy Larsen	77	1988-91
8. Jessica van der Linden	76	2001-04
9. Jen White-Cody	74	1998-01
Toni Gutierrez	74	1990-93

STRIKEOUTS

1. Sarah Hamilton	1,005	2008-11
2. Tiffany McDonald	939	2005-08
3. Lacey Waldrop	917	2012-15
4. Jessica van der Linden	899	2001-04
5. Casey Hunter	893	2002-05
6. Julie Larsen	834	1985-88
7. Christy Larsen	758	1988-91
8. Leslie Malerich	751	1999-02
9. Terese Gober	692	2007-10
10. Toni Gutierrez	648	1990-93

EARNED RUN AVERAGE (MINIMUM 300 IP)

1. Shelley Berube	0.38	1984-85
2. Toni Gutierrez	0.47	1990-93
3. Tina Kyler	0.50	1984-85
4. Julie Larsen	0.68	1985-88
5. Debbie DeJohn	0.69	1987-90
6. Marla Looper	0.78	1993-94
7. Rebecca Aase	0.84	1991-94
8. Jessica van der Linden	0.96	2001-04
9. Christy Larsen	0.98	1988-91
10. Renee Espinoza	1.06	1995-96

SHUTOUTS

1. Christy Larsen	52	1988-91
2. Toni Gutierrez	51	1990-93
3. Julie Larsen	50	1985-88
4. Leslie Malerich	45	1999-02
5. Rebecca Aase	43	1991-94
Debbie DeJohn	43	1987-90
7. Jessica van der Linden	39	2001-04
8. Casey Hunter	36	2002-05
9. Kristy Fuentes	35	1994-97
10. Tina Kyler	30	1984-85

SAVES

1. Jessica Nori	9	2011-14
2. Sarah Hamilton	8	2008-11
Tiffany McDonald	8	2005-07
4. Lacey Waldrop	7	2012-15
Casey Hunter	7	2002-05
6. Leslie Malerich	6	1999-02
7. Jessica Burroughs	5	2014-Pr.
Bailey Schinella	5	2012-15
9. Jessica van der Linden	4	2001-04
Marla Looper	4	1993-94

FIELDING RECORDS

ASSISTS

1. Tami Post	591	1996-99
2. Jesse McGregor	523	1996-99
3. Shannan Mitchem	451	1989-92
4. Brandi Stuart	444	2000-03
5. Veronica Wootson	422	2004-07
6. Maddie O'Brien	405	2012-15
7. Penny Siqueiros	403	1989-92
8. Laurie Shepard	387	1992-95
9. Tiffani Brown	391	2010-14
10. Briana Hamilton	361	2011-14

PUTOUTS

1. Lori Crouse	1260	1986-89
2. Wendy Braye	1209	1994-97
3. Brittany Osmon	1203	2005-08
4. Julie Rice	1169	1988-91
5. Corrie Williams	1149	1996-99
6. Beth Wade	1117	2001-04
7. Heather Feltman	1013	1993-95
8. Victoria East	901	2013-16
9. Celeste Gomez	900	2011-14
10. Leslie Adams	798	1992-93



NINE WOMEN'S COLLEGE WORLD SERIES APPEARANCES • 14 ACC CHAMPIONSHIPS

SINGLE SEASON TOP 10

BATTING RECORDS

HITS

1.	Serita Brooks	99	2000
2.	Danielle Cox	98	1999
3.	Natasha Jacob	94	2006
4.	Shamalene Wilson	91	1996
5.	Kristy Hull	87	1995
	Cindy Lawton	87	1995
7.	Susan Buttery	84	1991
8.	Veronica Wootson	83	2004
9.	Myssi Calkins	82	1997
10.	Brandi Stuart	81	2002
	Shamalene Wilson	81	1994

BATTING AVERAGE

1.	Danielle Cox	.432	1999
2.	Maddie O'Brien	.424	2014
3.	Jessica van der Linden	.412	2003
4.	Shamalene Wilson	.402	1996
5.	Jessica van der Linden	.401	2004
	Serita Brooks	.401	2000
7.	Alex Powers	.396	2016
8.	Morgan Klaevemann	.393	2015
9.	Brandi Stuart	.391	2002
	Tiffany Daniels	.391	1987

RUNS

1.	Shamalene Wilson	72	1996
2.	Jessica Warren	71	2016
3.	Veronica Wootson	70	2004
4.	Morgan Klaevemann	69	2016
5.	Tiffani Brown	65	2014
	Courtney Senas	65	2014
7.	Brandi Stuart	63	2002
	Tiffany Daniels	63	1987
9.	Alex Powers	62	2016
	Maddie O'Brien	62	2014
	Veronica Wootson	61	2007

STOLEN BASES

1.	Danielle Cox	73	1999
2.	Shamalene Wilson	69	1996
3.	Myssi Calkins	61	1997
4.	Serita Brooks	55	2001
5.	Brandi Stuart	54	2002
	Myssi Calkins	54	1996
7.	Morgan Klaevemann	53	2016
8.	Myssi Calkins	44	1994
9.	Tiffani Brown	43	2012
10.	Serita Brooks	42	2000
	Brandi Stuart	42	2000

WALKS

1.	Maddie O'Brien	73	2015
2.	Alex Powers	56	2015
3.	Maddie O'Brien	56	2014
4.	Erika Leonard	52	2012
5.	Morgan Klaevemann	51	2016
6.	Brandi Stuart	49	2002
7.	Jessica van der Linden	46	2003
8.	Courtney Senas	43	2014
9.	Carly Wynn	42	2010
	Jessica van der Linden	42	2004

AT BATS

1.	Natasha Jacob	252	2006
2.	Veronica Wootson	248	2004
3.	Serita Brooks	242	2000
4.	Susan Buttery	240	1991
5.	Brandi Stuart	233	2000
6.	Kristy Hull	232	1995
7.	Shamalene Wilson	229	1996
8.	Danielle Cox	227	1999
	Cindy Lawton	227	1995
10.	Whitney Buckmon	222	2006

TRIPLES

1.	Tiffany Daniels	11	1987
	Shamalene Wilson	11	1995
3.	Veronica Wootson	9	2006
	Susan Buttery	9	1991
	Lisa Davidson	9	1993
	Shamalene Wilson	9	1994
7.	Carly Wynn	8	2010
	Serita Brooks	8	1996
9.	Veronica Wootson	7	2004
	Brandi Stuart	7	2002
	Shamalene Wilson	7	1996
	Lisa Donaldson	7	1991

HOME RUNS

1.	Maddie O'Brien	24	2014
2.	Jessica Warren	20	2016
3.	Jessica Warren	19	2015
4.	Alex Powers	16	2016
5.	Courtney Senas	15	2014
6.	Courtney Senas	14	2013
	Yuruby Alicart	14	2007
8.	Kelly Hensley	13	2013
9.	Briana Hamilton	12	2012
	Yuruby Alicart	12	2006

DOUBLES

1.	Yuruby Alicart	19	2006
2.	Carly Wynn	18	2010
3.	Maddie O'Brien	17	2014
	Yuruby Alicart	17	2007
5.	Alex Powers	16	2016
	Victoria East	16	2013
	Cindy Lawton	16	1995
8.	Shayla Jackson	15	2011
	Veronica Wootson	14	2007
	Jessica van der Linden	14	2002
	Monique Marier	14	2001
	Jessica van der Linden	14	2001
	Corrie Williams	14	1998

RUNS BATTED IN

1.	Maddie O'Brien	83	2014
2.	Jessica Warren	78	2016
3.	Alex Powers	63	2016
4.	Jessica Warren	57	2015
	Courtney Senas	57	2014
6.	Yuruby Alicart	56	2007
7.	Jessica van der Linden	55	2004
8.	Kelly Hensley	54	2013
	Yuruby Alicart	54	2006
10.	Kimmy Carter	53	2002

SLUGGING PERCENTAGE

1.	Maddie O'Brien	.942	2014
2.	Jessica Warren	.765	2016
	Jessica Warren	.761	2015
4.	Alex Powers	.721	2016
5.	Tiffany Daniels	.673	1987
6.	Courtney Senas	.667	2014
7.	Brandi Stuart	.647	2002
8.	Courtney Senas	.646	2013
9.	Carly Wynn	.643	2010
10.	Yuruby Alicart	.623	2007

PITCHING RECORDS

APPEARANCES

1.	Leslie Malerich	58	2000
2.	Tiffany McDonald	57	2006
3.	Leslie Malerich	55	2002
4.	Lacey Waldrop	48	2014
	Kristy Fuentes	48	1997
6.	Meghan King	47	2016
	Lacey Waldrop	47	2013
	Casey Hunter	47	2005
9.	Sarah Hamilton	45	2011
	Sarah Hamilton	45	2010

INNINGS PITCHED

1.	Tiffany McDonald	329.1	2006
2.	Leslie Malerich	323.0	2000
3.	Leslie Malerich	315.1	2002
4.	Kristy Fuentes	310.0	1997
5.	Toni Gutierrez	285.1	1992
	Christy Larsen	275.0	1991
7.	Casey Hunter	268.1	2005
8.	Lacey Waldrop	266.1	2014
9.	Renee Espinoza	253.0	1996
10.	Jessica van der Linden	246.1	2004

WINS

1.	Lacey Waldrop	38	2014
2.	Leslie Malerich	35	2002
	Leslie Malerich	35	2000
	Toni Gutierrez	35	1992
5.	Casey Hunter	33	2004
6.	Kristy Fuentes	32	1997
7.	Tiffany McDonald	30	2006
	Renee Espinoza	30	1996
9.	Jessica Burroughs	29	2016
	Jessica van der Linden	29	2004

STRIKEOUTS

1.	Jessica van der Linden	378	2004
2.	Casey Hunter	338	2005
3.	Sarah Hamilton	326	2010
4.	Tiffany McDonald	312	2006
5.	Sarah Hamilton	311	2009
6.	Christy Larsen	307	1991
7.	Sarah Hamilton	289	2011
8.	Toni Gutierrez	295	1992
9.	Lacey Waldrop	287	2014
10.	Casey Hunter	277	2004

SHUTOUTS

1.	Toni Gutierrez	23	1992
2.	Jessica van der Linden	20	2004
	Julie Larsen	20	1986
4.	Leslie Malerich	16	2000
	Julie Larsen	16	1987
6.	Rene Espinoza	15	1995
	Christy Larsen	15	1990
8.	Casey Hunter	14	2004
	Toni Gutierrez	14	1991
	Debbie DeJohn	14	1990
	Tina Kyler	14	1985

EARNED RUN AVERAGE (MINIMUM 100 INNINGS PITCHED)

1.	Julie Larsen	0.29	1985
2.	Christy Larsen	0.35	1990
3.	Julie Larsen	0.37	1986
4.	Marla Looper	0.42	1993
5.	Toni Gutierrez	0.46	1993
	Tina Kyler	0.46	1985
7.	Toni Gutierrez	0.47	1992
8.	Rebecca Aase	0.51	1993
	Debbie DeJohn	0.51	1987
10.	Debbie DeJohn	0.53	1989
	Shelly Berube	0.53	1985

SAVES

1.	Jessica Nori	4	2014
	Jessica Nori	4	2012
	Bailey Schinella	4	2012
	Tiffany McDonald	4	2006
	Leslie Malerich	4	2002
	Marla Looper	4	1994
7.	Jessica Burroughs	3	2015
	Sarah Hamilton	3	2010
	Tiffany McDonald	3	2007
	Casey Hunter	3	2005
	Niki Zenger	3	1995

FIELDING RECORDS

ASSISTS

1.	Cindy Lawton	189	1995
2.	Natalie Bennett	173	2000
3.	Tami Post	171	1998
4.	Shannan Mitchem	165	1992
5.	Natalie Bennett	156	2001
6.	Jesse McGregor	153	1998
7.	Jessica Warren	150	2016
8.	Veronica Wootson	149	2007
9.	Shannan Mitchem	147	1991
10.	Brandi Stuart	145	2000

PUTOUTS

1.	Kaleigh Rafter	540	2009
2.	Becky Wallace	498	2000
3.	Jen Lapicki	489	2010
4.	Heather Feltmann	480	1994
5.	Heather Feltmann	463	1995
6.	Leslie Adams	443	1992
7.	Alex Powers	421	2016
8.	Victoria East	418	2013
9.	Robyn Gauger	409	2001
10.	Beth Wade	407	2004



YEARLY LEADERS

YEARLY OFFENSIVE LEADERS (SINCE 1984)

BATTING AVERAGE

1984	Greta Bahn	331
1985	Greta Bahn	274
1986	Carolyn Fiero	352
1987	Tiffany Daniels	391
1988	Tiffany Daniels	340
1989	Tiffany Daniels	350
1990	Penny Siqueiros	313
	Leslie Barton	313
1991	Penny Siqueiros	329
1992	Penny Siqueiros	381
1993	Susan Buttery	377
1994	Shamalene Wilson	380
1995	Cindy Lawton	383
1996	Shamalene Wilson	402
1997	Myssi Calkins	374
1998	Dana Bailey	342
1999	Danielle Cox	432
2000	Serita Brooks	401
2001	Brandi Stuart	361
2002	Brandi Stuart	391
2003	Jessica van der Linden	412
2004	Jessica van der Linden	401
2005	Natasha Jacob	359
2006	Natasha Jacob	373
2007	Veronica Wootson	349
2008	Carly Wynn	368
2009	Carly Wynn	337
2010	Carly Wynn	378
2011	Jen Lapicki	343
2012	Shayla Jackson	304
2013	Morgan Bullock	346
2014	Maddie O'Brien	424
2015	Morgan Klaevemann	393
2016	Alex Powers	396

RUNS

1984	Greta Bahn	36
1985	Greta Bahn	35
1986	Barbara Gillespie	24
1987	Tiffany Daniels	63
1988	Tiffany Daniels	39
1989	Tiffany Daniels	35
1990	Christy Larsen	30
1991	Susan Buttery	43
1992	Susan Buttery	59
1993	Susan Buttery	58
1994	Shamalene Wilson	55
1995	Shamalene Wilson	55
1996	Shamalene Wilson	72
1997	Myssi Calkins	55
1998	Kristy Hull	42
1999	Danielle Cox	52
2000	Serita Brooks	54
2001	Serita Brooks	58
2002	Brandi Stuart	63
2003	Brandi Stuart	41
2004	Veronica Wootson	70
2005	Natasha Jacob	29
2006	Yuruby Alicart	51
2007	Veronica Wootson	61
2008	Carly Wynn	38
2009	Carly Wynn	43
2010	Carly Wynn	52
2011	Tiffani Brown	50
2012	Tiffani Brown	44
2013	Courtney Senas	58
2014	Tiffani Brown	65
	Tiffani Brown	65
2015	Jessica Warren	53
2016	Jessica Warren	71

HITS

1984	Greta Bahn	39
1985	Greta Bahn	54
1986	Carolyn Fiero	42
1987	Tiffany Daniels	79
1988	Tiffany Daniels	55
1989	Tiffany Daniels	56
1990	Penny Siqueiros	56
1991	Penny Siqueiros	71
1992	Susan Buttery	84
1993	Susan Buttery	78
1994	Shamalene Wilson	81

1995	Cindy Lawton	87
	Kristy Hull	87
1996	Shamalene Wilson	92
1997	Myssi Calkins	82
1998	Dana Bailey	69
1999	Danielle Cox	98
2000	Serita Brooks	99
2001	Brandi Stuart	73
2002	Brandi Stuart	81
2003	Jessica van der Linden	63
2004	Veronica Wootson	83
2005	Natasha Jacob	71
2006	Natasha Jacob	94
2007	Veronica Wootson	76
2008	Whitney Buckmon	67
2009	Carly Wynn	68
2010	Carly Wynn	74
2011	Tiffani Brown	71
2012	Tiffani Brown	66
2013	Victoria East	66
2014	Maddie O'Brien	73
2015	Morgan Klaevemann	70
2016	Alex Powers	78

DOUBLES

1984	Teresa Collins	7
1985	Greta Bahn	4
1986	Carolyn Fiero	5
1987	Carolyn Fiero	6
1988	Christy Larsen	5
1989	Tiffany Daniels	8
1990	Christy Larsen	7
1991	Penny Siqueiros	7
1992	Leslie Barton	11
1993	Leslie Barton	8
	Lisa Davidson	8
1994	Lisa Davidson	10
	Shamalene Wilson	10
1995	Cindy Lawton	16
1996	Jesse McGregor	9
1997	Wendy Braye	11
1998	Corrie Williams	14
1999	Christy Cerecedes	12
2000	Teresa Edenfield	11
	Natalie Bennett	11
2001	Monique Marier	14
	Jessica van der Linden	14
2002	Jessica van der Linden	14
2003	Jessica van der Linden	12
	Brandi Stuart	12
2004	Beth Wade	12
2005	Lesley Palmer	12
2006	Yuruby Alicart	19
2007	Yuruby Alicart	17
2008	Brittany Osmon	9
2009	Kaleigh Rafter	11
	Carly Wynn	11
2010	Carly Wynn	18
2011	Shayla Jackson	15
2012	Maddie O'Brien	11
2013	Victoria East	16
2014	Maddie O'Brien	17
2015	Alex Powers	13
2016	Alex Powers	16

TRIPLES

1984	Greta Bahn	6
1985	Laurie Holler	9
1986	Carolyn Fiero	5
1987	Tiffany Daniels	11
1988	Tiffany Daniels	6
1989	Christy Larsen	4
1990	Leslie Barton	3
	Toni Gutierrez	3
	Julie Rice	3
1991	Penny Siqueiros	5
1992	Susan Buttery	9
1993	Lisa Davidson	9
1994	Shamalene Wilson	9
1995	Shamalene Wilson	11
1996	Shamalene Wilson	7
1997	Misty Molin	4
1998	Danielle Cox	4
1999	Christy Cerecedes	5
	Kimmy Carter	5
2000	Serita Brooks	8
2001	Serita Brooks	5
2002	Brandi Stuart	7

2003	Elisa Vasquez	4
	Jessica van der Linden	4
2004	Veronica Wootson	7
2005	Natasha Jacob	5
2006	Veronica Wootson	9
2007	Brittany Osmon	4
	Veronica Wootson	4
2008	Ashley Stager	3
2009	Carly Wynn	5
2010	Carly Wynn	8
2011	Tiffani Brown	6
2012	Shayla Jackson	5
2013	Courtney Senas	5
2014	Tiffani Brown	5
2015	Morgan Klaevemann	3
	Jessica Warren	3
	Alex Kossoff	3
2016	Ellie Cooper	5

HOME RUNS

1984	Teresa Collins	7
1985	Wendy Rogers	5
1986	Carolyn Fiero	6
1987	Tiffany Daniels	10
1988	Tiffany Daniels	6
1989	Tiffany Daniels	6
1990	Leslie Barton	5
1991	Susan Buttery	3
1992	Lisa Davidson	6
1993	Leslie Barton	5
1994	Lisa Davidson	7
1995	Shamalene Wilson	5
1996	Shamalene Wilson	3
1997	Wendy Braye	4
1998	Corrie Williams	3
1999	Danielle Cox	2
2000	Teresa Edenfield	4
2001	Monique Marier	6
2002	Brandi Stuart	10
2003	Brandi Stuart	8
2004	Beth Wade	8
2005	Tatiana George	7
2006	Yuruby Alicart	12
2007	Yuruby Alicart	14
2008	Brittany Osmon	7
2009	Kaleigh Rafter	11
2010	Tory Haddad	7
2011	Ashley Stager	10
2012	Briana Hamilton	12
2013	Courtney Senas	14
2014	Maddie O'Brien	24
2015	Jessica Warren	19
2016	Jessica Warren	20

SLUGGING PERCENTAGE

1984	Teresa Collins	628
1985	Laurie Holler	368
1986	Carolyn Fiero	630
1987	Tiffany Daniels	688
1988	Tiffany Daniels	543
1989	Tiffany Daniels	550
1990	Penny Siqueiros	397
1991	Penny Siqueiros	426
1992	Lisa Davidson	527
1993	Lisa Davidson	560
1994	Shamalene Wilson	582
1995	Shamalene Wilson	530
1996	Shamalene Wilson	524
1997	Wendy Braye	476
1998	Corrie Williams	460
1999	Danielle Cox	493
2000	Serita Brooks	510
2001	Monique Marier	543
2002	Brandi Stuart	647
2003	Brandi Stuart	577
2004	Jessica van der Linden	553
2005	Natasha Jacob	434
2006	Yuruby Alicart	621
2007	Yuruby Alicart	623
2008	Carly Wynn	500
2009	Kaleigh Rafter	585
2010	Carly Wynn	643
2011	Jen Lapicki	509
2012	Briana Hamilton	527
2013	Courtney Senas	646
2014	Maddie O'Brien	942
2015	Jessica Warren	761
2016	Jessica Warren	765

RUNS BATTED IN

1984	Greta Bahn	25
	Teresa Collins	25
1985	Wendy Rogers	31
1986	Carolyn Fiero	25
1987	Tiffany Daniels	41
1988	Lori Crouse	33
1989	Tiffany Daniels	28
1990	Penny Siqueiros	23
1991	Penny Siqueiros	31
1992	Penny Siqueiros	49
1993	Leslie Barton	47
1994	Shamalene Wilson	36
1995	Cindy Lawton	46
1996	Shamalene Wilson	45
1997	Misty Molin	38
1998	Corrie Williams	40
1999	Kimmy Carter	21
2000	Teresa Edenfield	46
2001	Monique Marier	41
2002	Kimmy Carter	53
2003	Elisa Vasquez	46
2004	Jessica van der Linden	55
2005	Tatiana George	25
2006	Yuruby Alicart	54
2007	Yuruby Alicart	56
2008	Brittany Osmon	46
2009	Kaleigh Rafter	42
2010	Jen Lapicki	41
2011	Jen Lapicki	35
2012	Maddie O'Brien	43
2013	Kelly Hensley	54
2014	Maddie O'Brien	83
2015	Jessica Warren	57
2016	Jessica Warren	78

STOLEN BASES

1984	Sunnie O'Neal	11
1985	Greta Bahn	15
	Barbara Gillespie	15
1986	Greta Bahn	20
1987	Tiffany Daniels	23
1988	Christy Larsen	12
1989	Tiffany Daniels	25
1990	Jodie Bullock	7
1991	Tina Getherall	11
1992	Leslie Barton	35
1993	Shamalene Wilson	25
1994	Myssi Calkins	44
1995	Shamalene Wilson	39
1996	Shamalene Wilson	69
1997	Myssi Calkins	61
1998	Dana Bailey	27
1999	Danielle Cox	73
2000	Serita Brooks	42
	Brandi Stuart	42
2001	Serita Brooks	55
2002	Brandi Stuart	54
2003	Brandi Stuart	36
2004	Natasha Jacob	18
2005	Natasha Jacob	14
2006	Natasha Jacob	25
2007	Veronica Wootson	35
2008	Whitney Buckmon	28
2009	Carly Wynn	21
2010	Carly Wynn	25
2011	Tiffani Brown	24
2012	Tiffani Brown	43
2013	Courtney Senas	16
2014	Tiffani Brown	25
2015	Morgan Klaevemann	20
2016	Morgan Klaevemann	53

WALKS

1984	Greta Bahn	21
1985	Greta Bahn	25
1986	Laurie Holler	24
1987	Tiffany Daniels	39
1988	Tiffany Daniels	26
1989	Tiffany Daniels	24
1990	Jodie Bullock	17
1991	Susan Buttery	23
1992	Leslie Barton	29
1993	Lisa Davidson	28
1994	Jen Olow	23
1995	Wendy Braye	22
1996	Kristy Hull	20
1997	Windy Weltz	30



NINE WOMEN'S COLLEGE WORLD SERIES APPEARANCES • 14 ACC CHAMPIONSHIPS

YEARLY LEADERS

1998	Christy Cerecedes	30
1999	Christy Cerecedes	24
	Corrie Williams	24
2000	Kimmy Carter	29
2001	Serita Brooks	32
2002	Brandi Stuart	49
2003	Jessica van der Linden	46
2004	Jessica van der Linden	42
2005	Lesley Palmer	23
2006	Carly Brieske	20
2007	Veronica Wootson	26
2008	Ashley Stager	29
2009	Carly Wynn	25
	Ashley Stager	25
2010	Carly Wynn	42
2011	Ashley Stager	24
2012	Erika Leonard	52
2013	Maddie O'Brien	38
2014	Maddie O'Brien	56
2015	Maddie O'Brien	73
2016	Morgan Klavemann	51

SACRIFICE HITS

1984	Tina Kyler	11
1985	Tina Kyler	17
1986	Karyn Palgut	13
1987	Lynn Steele	18
1988	Kari Keith	14
1989	Kelly Flaczinski	17
1990	Shannan Mitchem	18
1991	Kelly Flaczinski	15
	Tina Getherall	15
1992	Shannan Mitchem	25
1993	Shamalene Wilson	17
1994	Myssi Calkins	21
1995	Windy Weltz	16
1996	Kristy Hull	18
1997	Windy Weltz	25
1998	Kristy Hull	21
1999	Jesse McGregor	23
2000	Natalie Bennett	21
2001	Kimmy Carter	19
2002	Kimmy Carter	15
2003	Tatiana George	24
2004	Natasha Jacob	18
2005	Kim Hoffer	16
2006	Whitney Buckmon	18
2007	Robin Ahrberg	14
2008	Whitney Buckmon	8
2009	Monica Montez	8
	Shayla Jackson	8
2010	Ashley Stager	6
2011	Morgan Bullock	4
	Courtney Senas	4
2012	Morgan Bullock	4
2013	Morgan Bullock	7
2014	Maddie O'Brien	5
2015	Macey Cheatham	10
2016	Ellie Cooper	16

YEARLY PITCHING LEADERS (SINCE 1984)

APPEARANCES

1984	Tina Kyler	23
1985	Tina Kyler	26
1986	Julie Larsen	33
1987	Julie Larsen	37
1988	Julie Larsen	24
1989	Debbie DeJohn	32
1990	Debbie DeJohn	35
1991	Christy Larsen	43
1992	Toni Gutierrez	44
1993	Marla Looper	25
1994	Marla Looper	36
1995	Renee Espinoza	39
1996	Renee Espinoza	40
1997	Kristy Fuentes	48
1998	Stacy Venable	36
1999	Jennifer White-Cody	37
2000	Leslie Malerich	58
2001	Leslie Malerich	34
	Jennifer White-Cody	34
2002	Leslie Malerich	55
2003	Casey Hunter	38
2004	Jessica van der Linden	42
2005	Casey Hunter	47
2006	Tiffany McDonald	57

2007	Tiffany McDonald	42
2008	Tiffany McDonald	32
2009	Sarah Hamilton	42
2010	Sarah Hamilton	45
2011	Sarah Hamilton	45
2012	Monica Perry	35
2013	Lacey Waldrop	47
2014	Lacey Waldrop	48
2015	Lacey Waldrop	41
2016	Meghan King	47

INNINGS PITCHED

1984	Tina Kyler	157
1985	Tina Kyler	182
1986	Julie Larsen	225
1987	Julie Larsen	237
1988	Julie Larsen	174
1989	Debbie DeJohn	223
1990	Debbie DeJohn	225
1991	Christy Larsen	275
1992	Toni Gutierrez	285
1993	Marla Looper	165.2
1994	Marla Looper	191.1
1995	Renee Espinoza	221.1
1996	Renee Espinoza	253.0
1997	Kristy Fuentes	310.0
1998	Jennifer White-Cody	215.1
1999	Jennifer White-Cody	214.2
2000	Leslie Malerich	323.0
2001	Leslie Malerich	205.1
2002	Leslie Malerich	315.1
2003	Casey Hunter	200.2
2004	Jessica van der Linden	246.1
2005	Casey Hunter	268.1
2006	Tiffany McDonald	329.1
2007	Tiffany McDonald	211.0
2008	Tiffany McDonald	199.1
2009	Sarah Hamilton	201.2
2010	Sarah Hamilton	214.1
2011	Sarah Hamilton	231.0
2012	Monica Perry	191.0
2013	Lacey Waldrop	219.1
2014	Lacey Waldrop	266.1
2015	Lacey Waldrop	211.1
2016	Jessica Burroughs	203.0

WINS

1984	Shelley Berube	18
1985	Julie Larsen	18
1986	Julie Larsen	25
1987	Julie Larsen	25
	Debbie DeJohn	25
	Debbie DeJohn	18
1988	Debbie DeJohn	25
1989	Debbie DeJohn	22
1990	Debbie DeJohn	25
1991	Christy Larsen	33
1992	Toni Gutierrez	35
1993	Marla Looper	20
1994	Marla Looper	21
1995	Renee Espinoza	26
1996	Renee Espinoza	30
1997	Kristy Fuentes	32
1998	Jennifer White-Cody	26
1999	Jennifer White-Cody	16
2000	Leslie Malerich	35
2001	Leslie Malerich	26
2002	Leslie Malerich	35
2003	Casey Hunter	27
2004	Casey Hunter	33
2005	Casey Hunter	21
2006	Tiffany McDonald	30
2007	Tiffany McDonald	17
2008	Tiffany McDonald	18
2009	Terese Gober	24
2010	Sarah Hamilton	22
2011	Sarah Hamilton	19
2012	Monica Perry	22
2013	Lacey Waldrop	24
2014	Lacey Waldrop	38
2015	Lacey Waldrop	28
2016	Jessica Burroughs	29

STRIKEOUTS

1984	Tina Kyler	248
1985	Tina Kyler	209
1986	Julie Larsen	271
1987	Julie Larsen	224
1988	Julie Larsen	164

1989	Christy Larsen	166
1990	Christy Larsen	201
1991	Christy Larsen	307
1992	Toni Gutierrez	295
1993	Marla Looper	143
1994	Marla Looper	167
1995	Renee Espinoza	212
1996	Renee Espinoza	220
1997	Kristy Fuentes	240
1998	Jennifer White-Cody	123
1999	Jennifer White-Cody	164
2000	Leslie Malerich	243
2001	Leslie Malerich	160
2002	Leslie Malerich	255
2003	Casey Hunter	246
2004	Jessica van der Linden	387
2005	Casey Hunter	338
2006	Tiffany McDonald	312
2007	Tiffany McDonald	235
2008	Tiffany McDonald	244
2009	Sarah Hamilton	311
2010	Sarah Hamilton	326
2011	Sarah Hamilton	289
2012	Monica Perry	199
2013	Lacey Waldrop	259
2014	Lacey Waldrop	287
2015	Lacey Waldrop	232
2016	Jessica Burroughs	235

EARNED RUN AVERAGE

1984	Shelley Berube	0.22
1985	Julie Larsen	0.29
1986	Julie Larsen	0.37
1987	Debbie DeJohn	0.51
1988	Christy Larsen	0.90
1989	Debbie DeJohn	0.53
1990	Toni Gutierrez	0.14
1991	Toni Gutierrez	0.59
1992	Toni Gutierrez	0.47
1993	Marla Looper	0.42
1994	Marla Looper	1.10
1995	Renee Espinoza	1.33
1996	Renee Espinoza	0.83
1997	Kristy Fuentes	1.15
1998	Jennifer White-Cody	1.37
1999	Stacy Venable	1.04
2000	Leslie Malerich	1.21
2001	Jennifer White-Cody	0.63
2002	Leslie Malerich	1.38
2003	Casey Hunter	0.67
2004	Jessica van der Linden	0.60
2005	Casey Hunter	1.70
2006	Tiffany McDonald	2.27
2007	Melissa May	1.82
2008	Sarah Hamilton	1.46
2009	Sarah Hamilton	0.83
2010	Sarah Hamilton	1.50
2011	Sarah Hamilton	2.09
2012	Lacey Waldrop	1.33
2013	Lacey Waldrop	1.53
2014	Lacey Waldrop	1.13
2015	Lacey Waldrop	1.52
2016	Jessica Burroughs	1.86

WALKS ALLOWED

1984	Shelley Berube	16
1985	Julie Larsen	30
1986	Roxanne Hantelmann	18
1987	Debbie DeJohn	56
1988	Debbie DeJohn	32
1989	Debbie DeJohn	35
1990	Christy Larsen	22
1991	Toni Gutierrez	38
1992	Toni Gutierrez	54
1993	Toni Gutierrez	28
1994	Marla Looper	39
1995	Kristy Fuentes	71
1996	Niki Zenger	47
1997	Kristy Fuentes	83
1998	Stacy Venable	65
1999	Jennifer White-Cody	51
2000	Leslie Malerich	72
2001	Jennifer White-Cody	40
2002	Jessica van der Linden	69
2003	Jessica van der Linden	48
2004	Jessica van der Linden	51
2005	Tiffany McDonald	99
2006	Melissa May	33

2007	Melissa May	31
2008	Terese Gober	61
2009	Sarah Hamilton	43
2010	Terese Gober	50
2011	Jessica Nori	21
2012	Lacey Waldrop	36
2013	Monica Perry	35
2014	Jessica Burroughs	45
2015	Jessica Burroughs	69
2016	Meghan King	46

HITS ALLOWED

1984	Shelley Berube	33
1985	Tina Kyler	63
1986	Roxanne Hantelmann	65
1987	Julie Larsen	114
	Debbie DeJohn	114
1988	Christy Larsen	54
1989	Christy Larsen	83
1990	Christy Larsen	57
1991	Toni Gutierrez	87
1992	Rebecca Aase	96
1993	Rebecca Aase	66
1994	Rebecca Aase	108
1995	Renee Espinoza	142
1996	Niki Zenger	124
1997	Kristy Fuentes	214
1998	Stacy Venable	179
1999	Jennifer White-Cody	177
2000	Leslie Malerich	222
2001	Leslie Malerich	119
2002	Jessica van der Linden	128
2003	Jessica van der Linden	93
2004	Jessica van der Linden	106
2005	Tiffany McDonald	134
2006	Melissa May	89
2007	Terese Gober	81
2008	Tiffany McDonald	146
2009	Terese Gober	123
2010	Terese Gober	141
2011	Sarah Hamilton	160
2012	Lacey Waldrop	107
2013	Monica Perry	119
2014	Jessica Burroughs	83
2015	Jessica Burroughs	115
2016	Jessica Burroughs	122

RUNS ALLOWED

1984	Shelley Berube	10
1985	Julie Larsen	10
1986	Roxanne Hantelmann	17
1987	Julie Larsen	41
	Debbie DeJohn	41
1988	Christy Larsen	25
1989	Debbie DeJohn	33
1990	Christy Larsen	17
1991	Toni Gutierrez	22
1992	Rebecca Aase	31
1993	Rebecca Aase	16
	Toni Gutierrez	16
	Rebecca Aase	43
1994	Rebecca Aase	43
1995	Renee Espinoza	55
1996	Renee Espinoza	51
1997	Kristy Fuentes	67
1998	Stacy Venable	68
1999	Leslie Malerich	62
2000	Leslie Malerich	84
2001	Jennifer White-Cody	27
2002	Jessica van der Linden	65
2003	Casey Hunter	33
2004	Jessica van der Linden	29
2005	Tiffany McDonald	59
2006	Melissa May	48
2007	Terese Gober	47
2008	Terese Gober	90
2009	Sarah Hamilton	31
2010	Terese Gober	73
2011	Sarah Hamilton	89
2012	Lacey Waldrop	44
2013	Monica Perry	54
2014	Jessica Burroughs	40
2015	Lacey Waldrop	64
2016	Jessica Burroughs	64



YEARLY TEAM STATISTICS

BATTING

Year	G	AVG	AB	R	H	2B	3B	HR	RBI	BB	SO	SB	E
1984	48	.244	1151	249	281	30	15	21	149	150	142	46	42
1985	64	.243	1617	277	393	20	21	14	197	171	181	61	51
1986	49	.246	1242	188	305	17	12	15	134	127	146	55	62
1987	64	.268	1668	307	447	34	28	19	235	169	147	49	97
1988	58	.250	1509	211	381	20	26	16	169	102	126	36	72
1989	53	.247	1377	176	340	30	16	17	138	106	91	41	48
1990	63	.238	1595	182	482	27	18	13	140	123	159	38	56
1991	74	.261	1959	272	511	41	26	8	191	136	186	52	59
1992	72	.315	1842	364	580	53	32	23	288	167	170	102	59
1993	61	.309	1656	319	512	43	32	20	250	153	206	97	45
1994	69	.274	1798	278	492	58	33	20	222	126	255	109	72
1995	73	.316	1985	355	628	67	29	10	275	142	163	97	82
1996	72	.280	1866	299	522	47	21	5	240	143	177	160	89
1997	64	.290	1708	265	495	53	16	6	209	161	154	102	69
1998	72	.280	1853	283	519	61	16	4	213	192	217	111	66
1999	65	.276	1751	250	484	71	19	7	198	146	247	147	76
2000	78	.269	2014	301	542	66	32	17	253	162	357	117	86
2001	70	.297	1804	321	235	93	23	21	280	168	302	102	74
2002	75	.266	1928	312	512	58	23	33	254	237	368	89	94
2003	79	.297	1506	292	447	63	14	22	236	237	226	99	52
2004	74	.288	1877	369	541	69	27	44	313	252	372	64	78
2005	63	.247	1585	208	392	66	17	27	171	162	372	51	90
2006	74	.294	1944	314	571	79	29	34	263	156	391	79	108
2007	69	.288	1783	337	514	91	18	49	296	203	339	86	82
2008	66	.262	1676	261	439	64	10	26	235	158	357	68	80
2009	60	.262	1583	252	415	55	8	31	210	164	300	82	51
2010	62	.297	1678	302	499	76	23	29	276	212	226	81	57
2011	60	.289	1619	286	468	63	14	40	238	137	268	88	69
2012	63	.264	1596	282	422	61	19	32	230	230	270	85	63
2013	63	.292	1618	346	473	75	21	60	316	227	290	67	60
2014	64	.304	1640	400	498	90	13	65	363	318	242	64	57
2015	63	.289	1593	337	461	70	18	51	300	300	258	52	67
2016	65	.323	1640	459	530	87	11	63	407	279	224	155	63



YEARLY TEAM STATISTICS

PITCHING

Year	W-L-T	SV	ERA	IP	H	R	ER	BB	SO	2B	3B	HR	AVG
1984	41-5-2	0	0.37	341.0	95	30	18	57	441	6	2	4	.091
1985	50-12-2	0	0.45	455.0	172	57	29	124	517	13	7	5	.125
1986	42-7	1	0.46	350.0	136	43	23	66	326	7	5	1	.127
1987	50-14	1	1.47	443.0	228	82	37	119	320	24	4	3	.150
1988	44-14	1	1.26	410.0	257	104	69	122	318	18	16	3	.177
1989	39-14	0	0.91	383.0	219	71	44	89	309	8	7	6	.168
1990	47-16	0	1.59	454.0	208	60	32	76	393	14	9	6	.136
1991	62-12	5	1.86	514.0	271	91	58	127	558	26	10	2	.162
1992	63-9	0	1.70	490.0	235	64	42	134	448	10	8	1	.141
1993	52-9	1	0.46	426.2	234	50	28	97	333	12	7	4	.159
1994	50-19	4	1.23	472.2	314	121	83	137	354	36	29	14	.187
1995	58-15	4	1.53	495.0	327	138	108	172	382	42	8	15	.199
1996	51-21	1	1.47	495.0	370	148	104	143	373	36	4	13	.204
1997	45-19	1	1.64	449.0	353	140	105	146	164	55	8	23	.203
1998	51-21	0	2.16	496.0	399	165	119	120	246	69	3	17	.214
1999	40-25-1	0	1.59	474.1	361	142	103	120	332	51	3	13	.212
2000	51-27	3	1.69	534.2	442	182	129	130	361	71	5	13	.216
2001	58-12	2	0.71	474.1	252	75	48	120	365	32	3	11	.156
2002	55-20	7	1.43	527.2	422	165	108	210	475	58	6	19	.206
2003	46-33	3	0.67	392.2	207	71	48	117	486	29	0	8	.155
2004	62-12	2	0.62	498.1	229	76	44	106	672	27	3	6	.131
2005	35-28	3	1.81	432.1	349	166	166	229	493	63	5	12	.218
2006	44-30	5	2.71	496.1	433	256	192	202	415	69	5	47	.230
2007	44-25	4	1.97	468.0	346	176	132	165	431	55	13	22	.204
2008	38-28	2	2.32	437.2	358	196	145	167	494	43	8	23	.218
2009	44-16	2	1.16	421.1	267	93	70	93	550	42	2	17	.243
2010	44-18	3	1.92	419.0	289	144	115	134	544	41	5	33	.189
2011	32-28	3	2.66	399.1	380	209	152	174	370	60	5	33	.246
2012	47-16	10	1.53	425.2	299	127	93	98	380	58	7	8	.192
2013	44-19	5	1.82	408.0	297	146	106	108	461	55	4	20	.194
2014	55-9	6	1.53	421.2	315	131	92	134	434	40	1	17	.200
2015	49-14	6	1.83	420.1	257	145	110	173	465	37	4	25	.170
2016	55-10	3	2.23	423.0	350	166	135	112	371	53	10	32	.218



ALL-TIME POSTSEASON RESULTS

1986 SOUTH REGIONAL

Ruston, Louisiana	FSU	OPP	W-L
OPPONENT			
Louisiana Tech	0	4	L
Louisiana Tech	0	1	L

1987 SOUTH REGIONAL

Tallahassee, Florida	FSU	OPP	W-L
OPPONENT			
Adelphi	1	0	W
Adelphi	3	1	W

1987 WOMEN'S COLLEGE WORLD SERIES

Cal-State Fullerton	FSU	OPP	W-L
OPPONENT			
Cal-State Fullerton	0	4	L
Central Michigan	0	1	L

1988 SOUTH REGIONAL

Ruston, Louisiana	FSU	OPP	W-L
OPPONENT			
Texas A&M	0	1	L
Louisiana Tech	1	6	L

1989 SOUTH REGIONAL

Tallahassee, Florida	FSU	OPP	W-L
OPPONENT			
South Carolina	1	2	L
Louisiana Tech	1	3	L

1990 SOUTH REGIONAL

Lafayette, Louisiana	FSU	OPP	W-L
OPPONENT			
Texas A&M	5	0	W
SW Louisiana	4	3	W
SW Louisiana	2	1	W

1990 WOMEN'S COLLEGE WORLD SERIES

Fresno State	FSU	OPP	W-L
OPPONENT			
Fresno State	1	0	W
Oklahoma State	1	4	L
UNLV	4	1	W
UCLA	1	3	L

1991 SOUTH REGIONAL

Lafayette, Louisiana	FSU	OPP	W-L
OPPONENT			
SW Louisiana	1	0	W
Oklahoma State	2	0	W
Oklahoma State	4	3	W

1991 WOMEN'S COLLEGE WORLD SERIES

UCLA	FSU	OPP	W-L
OPPONENT			
UCLA	0	1	L
UNLV	1	0	W
Fresno State	0	3	L

1992 SOUTH REGIONAL

Lafayette, Louisiana	FSU	OPP	W-L
OPPONENT			
SW Louisiana	1	0	W
UNLV	4	0	W
SW Louisiana	1	0	W

1992 WOMEN'S COLLEGE WORLD SERIES

California	FSU	OPP	W-L
OPPONENT			
California	0	3	L
UMass	2	4	L

1993 SOUTH REGIONAL

Tallahassee, Florida	FSU	OPP	W-L
OPPONENT			
Kansas	0	1	L
Iowa	5	3	W
Kansas	5	0	W
Kansas	2	1	W

1993 WOMEN'S COLLEGE WORLD SERIES

Oklahoma State	FSU	OPP	W-L
OPPONENT			
Oklahoma State	2	5	L
Connecticut	1	2	L
National Finish - 7th			

1994 SOUTH REGIONAL

Stillwater, Oklahoma	FSU	OPP	W-L
OPPONENT			
Oklahoma	1	3	L
Providence	1	2	L
National Finish - 9th			

1995 WEST REGIONAL

Tucson, Arizona	FSU	OPP	W-L
OPPONENT			
Nebraska	1	6	L
Ohio	2	0	W
Nebraska	6	2	W
Arizona	0	15	L

1996 SOUTH REGIONAL

Tallahassee, Florida	FSU	OPP	W-L
OPPONENT			
South Florida	3	1	W
Arizona	6	9	L
South Florida	6	0	W
Arizona	3	10	L

1998 MIDWEST REGIONAL

Stillwater, Oklahoma	FSU	OPP	W-L
OPPONENT			
Oklahoma State	0	4	L
Stanford	0	1	L

2000 WEST REGIONAL

Los Angeles, California	FSU	OPP	W-L
OPPONENT			
Long Beach State	2	0	W
Iowa	4	1	W
UCLA	1	6	L
Iowa	4	2	W
UCLA	1	7	L

2001 TALLAHASSEE REGIONAL

Tallahassee, Florida	FSU	OPP	W-L
OPPONENT			
Bethune-Cookman	6	2	W
Florida	6	2	W
California	0	1	L
Florida Atlantic	2	0	W
California	2	1	W
California	2	3	L

2002 TALLAHASSEE REGIONAL

Tallahassee, Florida	FSU	OPP	W-L
OPPONENT			
Auburn	2	1	W
Georgia Tech	0	7	L
Chattanooga	1	0	W
Georgia Tech	3	2	W
Georgia Tech	6	1	W

2002 WOMEN'S COLLEGE WORLD SERIES

UCLA	FSU	OPP	W-L
OPPONENT			
UCLA	2	1	W
California	0	1	L
Nebraska	4	3	W
Arizona	2	6	L

2003 GAINESVILLE REGIONAL

Gainesville, Florida	FSU	OPP	W-L
OPPONENT			
Texas-Arlington	0	1	L
Oregon State	1	2	L

2004 TALLAHASSEE REGIONAL

Tallahassee, Florida	FSU	OPP	W-L
OPPONENT			
Long Island	4	0	W
Cal State Northridge	1	0	W
Oregon	5	4	W
Oregon	0	1	L
Oregon	2	0	W

2004 WOMEN'S COLLEGE WORLD SERIES

California	FSU	OPP	W-L
OPPONENT			
California	2	4	L
Washington	2	0	W
LSU	1	2	L

2005 AUBURN REGIONAL

Auburn, Alabama	FSU	OPP	W-L
OPPONENT			
Auburn	5	0	W
Baylor	5	9	L
Auburn	2	0	W
Baylor	3	5	L

2006 ATHENS REGIONAL

Athens, Georgia	FSU	OPP	W-L
OPPONENT			
Coastal Carolina	7	2	W
Georgia	3	2	W
Georgia	1	3	L
Georgia	2	0	W

2006 NCAA SUPER REGIONAL

Tempe, Arizona	FSU	OPP	W-L
OPPONENT			
Arizona State	1	6	L
Arizona State	1	5	L

2007 TUSCALOOSA REGIONAL

Tuscaloosa, Alabama	FSU	OPP	W-L
OPPONENT			
California	6	13	L
Alabama	3	6	L

2008 TUSCALOOSA REGIONAL

Tuscaloosa, Alabama	FSU	OPP	W-L
OPPONENT			
Jacksonville State	3	4	L
Chattanooga	5	3	W
Jacksonville State	1	10	L

2009 TALLAHASSEE REGIONAL

Tallahassee, Florida	FSU	OPP	W-L
OPPONENT			
Oklahoma State	0	1	L
Mississippi State	5	0	W
Oklahoma State	0	1	L

2010 ATHENS REGIONAL

Athens, Georgia	FSU	OPP	W-L
OPPONENT			
Radford	10	1	W
Georgia	2	5	L
Radford	2	3	L

2011 ATHENS REGIONAL

Athens, Georgia	FSU	OPP	W-L
OPPONENT			
UAB	0	2	L
Georgia State	6	1	W
UAB	13	1	W
Georgia	2	10	L

2012 LOS ANGELES REGIONAL

Los Angeles, California	FSU	OPP	W-L
OPPONENT			
San Diego State	0	1	L
UCLA	2	1	W
San Diego State	0	1	L

2013 MOBILE REGIONAL

Mobile, Alabama	FSU	OPP	W-L
OPPONENT			
Mississippi State	5	2	W
South Alabama	2	1	W
South Alabama	0	3	L
South Alabama	7	6	W

2013 NCAA SUPER REGIONAL

Austin, Texas	FSU	OPP	W-L
OPPONENT			
Texas	2	3	L
Texas	0	4	L

2014 TALLAHASSEE REGIONAL

Tallahassee, Florida	FSU	OPP	W-L
OPPONENT			
Fordham	6	1	W
USF	2	0	W
USF	2	1	W

2014 NCAA SUPER REGIONAL

Tallahassee, Florida	FSU	OPP	W-L
OPPONENT			
Michigan	3	17	L
Michigan	6	0	W
Michigan	4	2	W

2014 WOMEN'S COLLEGE WORLD SERIES

Oklahoma City, Oklahoma	FSU	OPP	W-L
OPPONENT			
Oregon	0	3	L
Baylor	2	7	L

2015 TALLAHASSEE REGIONAL

Tallahassee, Florida	FSU	OPP	W-L
OPPONENT			
Dartmouth	5	1	W
UCF	2	1	W
UCF	5	0	W

2015 KNOXVILLE SUPER REGIONAL

Knoxville, Tennessee	FSU	OPP	W-L
OPPONENT			
Tennessee	2	3	L
Tennessee	6	1	W
Tennessee	1	2	L

2016 TALLAHASSEE REGIONAL

Tallahassee, Florida	FSU	OPP	W-L
OPPONENT			
Florida A&M	1	0	W
South Carolina	4	0	W
South Carolina	2	1	W

2016 TALLAHASSEE SUPER REGIONAL

Tallahassee, Florida	FSU	OPP	W-L
OPPONENT			
Utah	6	2	W
Utah	3	0	W

2016 WOMEN'S COLLEGE WORLD SERIES



NINE WOMEN'S COLLEGE WORLD SERIES APPEARANCES • 14 ACC CHAMPIONSHIPS

YEAR-BY-YEAR RESULTS

1978 • (46-9)

Date	Opponent	Result	Score
Mar. 10	Lake City CC	W	10-8
Mar. 11	Central CC	W	15-0
Mar. 11	Central CC	W	17-1
Mar. 15	Central CC	W	17-3
--	Florida A&M	W	11-1
--	Florida A&M	W	15-3
--	vs. Florida	W	6-2
--	vs. Miami	W	18-1
--	vs. FIU	W	5-2
--	vs. West Palm JC	W	8-3
--	vs. Florida	W	5-2
--	Florida Tech	L	3-8
--	Florida Tech	W	10-5
--	Florida	W	4-0
--	USF	L	4-5
--	Jacksonville	W	20-0
--	Jacksonville	W	6-0
--	vs. Florida	W	10-1
--	vs. Florida Tech	W	5-1
--	vs. Flagler College	L	0-5
--	vs. Florida Tech	L	0-4
--	Florida	W	1-0
--	Florida	W	4-0
--	Lake City CC	W	11-6
--	Lake City CC	W	10-2
--	vs. USF	W	10-4
--	vs. Lake City CC	W	1-0
--	at Flagler College	W	12-11
--	vs. Florida	W	8-2
--	Jacksonville	W	4-2
--	Jacksonville	W	2-1
--	vs. USF	L	2-3
--	vs. Stetson	W	9-1
--	vs. FIU	W	4-3
--	at Florida	W	8-1
--	vs. Florida Tech	L	1-7
--	Florida	W	4-1
--	Florida	W	6-4
--	vs. Stetson	W	11-0
--	vs. USF	W	3-2
--	vs. Florida Tech	W	10-9
--	vs. Florida Tech	W	7-4
--	Auburn	W	4-2
--	Auburn	W	6-1
--	vs. Armstrong St	W	4-0
--	vs. Southern Miss	W	9-1
--	vs. Delta State	L	4-5
--	vs. FIU	W	3-0
--	vs. Delta State	W	5-2
--	vs. USF	L	3-6
--	vs. Armstrong St	W	10-3
--	vs. Delta State	W	8-3
--	vs. USF	W	5-1
--	vs. Florida	W	1-0
--	vs. Florida	L	2-4

1979 • (26-15)

Date	Opponent	Result	Score
--	Chipola CC	W	3-1
--	Florida A&M	W	11-1
--	Chipola CC	L	1-5
--	Chipola CC	L	6-7
--	Brevard CC	W	4-3
--	Brevard CC	W	14-0
--	vs. Broward No CC	W	15-2
--	vs. Dade South CC	L	1-2
--	vs. Miami	W	3-1
--	at Dade North CC	L	3-4
--	Jacksonville	W	10-0
--	Florida	L	0-2
--	vs. Florida A&M	W	7-2
--	at USF	W	6-2
--	vs. Florida	L	1-4
--	at USF	L	0-1
--	Lake City CC	W	3-1
--	Lake City CC	W	4-3
--	vs. Florida A&M	W	5-0
--	at Flagler College	L	8-10
--	vs. UCF	W	8-1
--	vs. Jacksonville	W	4-3
--	vs. Lake City CC	L	1-4
--	Lake City CC	W	5-3
--	Lake City CC	L	0-2
--	at Florida	L	0-5
--	vs. Dade North CC	W	15-0
--	vs. Lake City CC	L	0-7
--	Jacksonville	W	2-1
--	Jacksonville	W	10-3
--	Florida	W	2-0
--	Florida	L	1-2
--	vs. Flagler College	W	14-2
--	vs. Florida	W	3-2
--	vs. USF	W	6-5
--	vs. Florida	W	7-3

1980 • (37-10)

Date	Opponent	Result	Score
--	N. Florida JC	L	1-2
--	N. Florida JC	W	5-4
--	UCF	W	5-1
--	Florida	L	0-2
--	Brevard CC	W	11-0
--	Brevard CC	W	4-1
--	vs. Florida A&M	W	10-2
--	vs. Florida JC	W	5-1
--	vs. Flagler College	W	11-0
--	vs. Lake City CC	W	6-5
--	at Florida	W	5-4
--	vs. Lake City CC	L	2-3
--	USF	W	1-0
--	USF	W	5-1
--	at UCF	W	7-3
--	vs. USF	L	8-9
--	vs. Fl. Southern	W	9-3
--	vs. Florida	L	3-5
--	Florida	W	5-4
--	Florida A&M	W	10-5
--	vs. Stetson	W	14-2
--	vs. FIU	W	11-1
--	vs. Florida	W	4-2
--	Flagler College	W	5-2
--	Flagler College	W	17-4
--	Chipola CC	W	10-0
--	Lake City CC	L	1-3
--	vs. Appalachian St	W	23-1
--	vs. N. Kentucky	W	15-4
--	vs. Florida	L	1-7
--	at NC State	W	7-4
--	vs. Florida	L	0-5
--	Chipola CC	W	11-3
--	Chipola CC	W	11-3
--	vs. Miami	W	22-4
--	vs. USF	W	11-1
--	vs. UCF	W	3-2
--	vs. Florida	W	3-2
--	N. Florida JC	W	4-2
--	N. Florida JC	W	2-1
--	Auburn	W	4-3
--	Auburn	W	4-3
--	vs. W. GA College	W	3-0
--	vs. Auburn	W	20-11
--	vs. Florida	L	0-1
--	vs. Auburn	W	10-3
--	vs. Florida	L	0-4

1981 • (54-7)

AIAW National Champs			
Date	Opponent	Result	Score
Mar. 4	Chipola JC	W	12-0
Mar. 4	Chipola JC	W	12-0
Mar. 6	vs. Auburn	W	5-1
Mar. 6	vs. East Carolina	W	9-2
Mar. 6	vs. Florida A&M	W	11-0
Mar. 7	at Florida	W	3-0
Mar. 7	at Florida	L	3-4
Mar. 7	at Florida	W	5-2
Mar. 11	vs. Lake City CC	W	4-3
Mar. 13	at Miami Dade N. JC	W	5-0
Mar. 13	vs. Miami	W	9-0
Mar. 13	vs. Broward Cen. CC	L	2-3
Mar. 14	vs. Palm Beach JC	W	4-0
Mar. 14	vs. Florida	W	5-0
Mar. 14	vs. USF	W	2-0
Mar. 23	FIU	W	7-0
Mar. 24	Flagler College	W	16-0
Mar. 24	Flagler College	W	13-0
Mar. 25	Edward Waters	W	21-2
Mar. 25	Edward Waters	W	10-0
Mar. 26	USF	W	7-5
Mar. 27	vs. Stetson	W	9-0
Mar. 27	vs. FIU	W	9-2
Mar. 27	vs. Florida	L	1-5
Mar. 28	at USF	W	5-1
Mar. 28	vs. Florida	L	2-5
Mar. 31	Florida	L	2-9
Mar. 31	Jacksonville	W	5-0
Apr. 3	vs. Georgia State	W	14-2
Apr. 3	vs. Georgia SW	W	9-1
Apr. 3	vs. Valdosta State	W	16-5
Apr. 4	vs. Georgia Southern	W	4-3
Apr. 4	vs. Georgia State	W	17-2
Apr. 4	at Georgia Tech	W	12-2
Apr. 4	vs. Armstrong State	W	17-4
Apr. 6	Lake City CC	W	16-2
Apr. 7	Flagler College	W	11-2
Apr. 7	Flagler College	W	5-0
Apr. 8	Edward Waters	W	15-0
Apr. 8	Edward Waters	W	8-0
Apr. 10	vs. Western Carolina	W	1-0
Apr. 10	at NC State	W	3-2
Apr. 10	vs. East Carolina	W	12-0
Apr. 11	vs. East Carolina	L	4-9
Apr. 11	vs. East Carolina	L	2-5
Apr. 16	Florida A&M	W	7-1
Apr. 16	Florida	W	5-1
Apr. 20	Chipola JC	W	14-1
Apr. 20	Chipola JC	W	15-1
--	vs. Eckerd College	W	14-3
--	vs. USF	W	5-1
--	vs. Florida	W	4-3
--	vs. USF	W	5-0
--	vs. Livingston St.	W	15-2
--	vs. Georgia Southern	W	16-0
--	vs. USF	W	9-5
--	vs. USF	W	8-4
May 14	vs. Western Carolina	W	13-9
May 15	vs. NC State	W	4-3
May 15	vs. East Carolina	W	12-3
May 16	vs. North Carolina	W	4-1





YEAR-BY-YEAR RESULTS

1982 • (56-10)

AIAW National Champs

Date	Opponent	Result	Score
Mar. 2	Florida A&M	W	13-4
Mar. 5	Florida A&M	W	9-0
Mar. 5	vs. Chipola JC	W	15-0
Mar. 6	vs. Brevard JC	W	6-0
Mar. 6	vs. USF	W	3-0
Mar. 6	at Florida	W	3-0
Mar. 9	at Florida	W	6-5
Mar. 9	at Chipola JC	W	15-0
Mar. 9	at Chipola JC	W	8-2
Mar. 11	USF	W	3-0
Mar. 12	Mississippi	W	8-1
Mar. 12	Valencia CC	W	15-0
Mar. 13	Florida	L	2-4
Mar. 13	Lake City CC	L	5-7
Mar. 13	East Carolina	L	2-8
Mar. 16	vs. Florida A&M	W	12-11
Mar. 16	vs. Florida A&M	W	12-4
Mar. 18	Georgia State	W	15-0
Mar. 18	Georgia State	W	17-0
Mar. 19	vs. Wilmington Coll.	W	10-2
Mar. 19	vs. Jacksonville	W	11-8
Mar. 19	vs. Fort Valley St.	W	30-5
Mar. 20	vs. Pensacola JC	W	9-0
Mar. 20	vs. Jacksonville	W	11-3
Mar. 20	vs. Lake City CC	W	11-10
Mar. 25	at USF	L	0-6
Mar. 26	vs. FIU	W	8-7
Mar. 26	vs. Palm Beach JC	W	5-4
Mar. 26	vs. Florida	L	11-12
Mar. 27	at USF	W	16-9
Mar. 27	vs. Florida	W	8-1
Mar. 27	vs. Florida	W	6-1
Mar. 30	vs. Jacksonville	W	9-2
Mar. 30	at Florida	L	0-14
Apr. 3	vs. Georgia Southern	W	39-5
Apr. 3	vs. USF	W	16-14
Apr. 3	vs. Florida	W	15-4
Apr. 4	vs. Florida	L	2-3
Apr. 4	vs. Florida	L	2-11
Apr. 7	Pensacola JC	W	9-3
Apr. 7	Lake City CC	W	8-4
Apr. 9	vs. East Carolina	W	5-0
Apr. 9	vs. North Carolina	W	11-0
Apr. 9	vs. N. Kentucky	W	6-0
Apr. 10	at NC State	W	6-0
Apr. 14	Chipola JC	W	15-0
Apr. 14	Chipola JC	W	17-0
Apr. 15	Florida	W	4-3
Apr. 15	Florida A&M	W	19-5
Apr. 19	at Lake City CC	W	15-6
Apr. 19	at Lake City CC	W	7-6
Apr. 23	vs. Stetson	W	19-1
Apr. 23	vs. FIU	W	9-1
Apr. 24	vs. Florida	L	1-2
Apr. 24	at USF	W	6-5
Apr. 25	vs. Florida	W	5-1
Apr. 25	vs. Florida	W	9-8
Apr. 30	Columbus College	W	12-0
Apr. 30	Miss. U for W	W	10-1
Apr. 30	USF	W	9-1
May 1	USF	L	1-2
May 1	USF	W	5-2
May 13	vs. Georgia Southern	W	10-0
May 14	vs. USF	W	17-2
May 15	vs. UNC-Charlotte	W	19-4
May 15	vs. Florida	W	9-4

1983 • (46-11)

Date	Opponent	Result	Score
Feb. 22	at West Florida	W	10-4
Feb. 22	at West Florida	W	10-9
Mar. 2	Lake City CC	W	2-1
Mar. 2	Lake City CC	L	3-4
Mar. 4	vs. West Florida	W	3-1
Mar. 4	vs. Jacksonville	W	5-2
Mar. 4	vs. Pensacola JC	W	3-2
Mar. 5	at Florida	W	5-1
Mar. 5	at Florida	W	5-0
Mar. 9	Florida Atlantic	W	16-0
Mar. 11	Florida Atlantic	W	10-4
Mar. 11	East Carolina	W	14-8
Mar. 11	Miami Dade N.	W	8-1
Mar. 12	West Florida	W	17-4
Mar. 12	Jacksonville	W	15-1
Mar. 12	vs. Lake City CC	W	3-1
Mar. 18	vs. Armstrong State	W	9-2
Mar. 18	vs. Edison	W	4-2
Mar. 19	vs. USF	L	0-2
Mar. 19	vs. Lake City CC	L	0-1
Mar. 21	Cleveland State	W	14-2
Mar. 21	Cleveland State	W	2-0
Mar. 22	Florida A&M	W	14-2
Mar. 22	Florida A&M	W	7-6
Mar. 24	at USF	W	2-0
Mar. 24	vs. Florida Southern	W	8-0
Mar. 25	vs. Palm Beach JC	W	6-5
Mar. 25	at USF	W	4-2
Mar. 25	vs. Florida	W	3-2
Mar. 26	at USF	L	4-7
Mar. 26	at USF	W	9-0
Mar. 30	vs. Jacksonville	W	2-0
Mar. 30	vs. Jacksonville	W	4-2
Apr. 1	Pensacola JC	W	2-1
Apr. 7	at East Carolina	L	0-2
Apr. 7	at East Carolina	W	5-4
Apr. 8	vs. UNC-Charlotte	W	12-0
Apr. 8	at NC State	W	7-1
Apr. 9	vs. Cleveland State	W	5-3
Apr. 9	vs. Northern KY	W	17-1
Apr. 11	Jacksonville	L	0-1
Apr. 11	Jacksonville	W	3-2
Apr. 13	at Florida A&M	W	10-0
Apr. 13	at Florida A&M	W	12-3
Apr. 14	at Lake City CC	L	0-2
Apr. 14	at Lake City CC	W	9-4
Apr. 21	vs. Stetson	W	14-0
Apr. 21	vs. West Florida	W	5-1
Apr. 22	vs. Florida	W	5-2
Apr. 22	vs. Florida	L	7-8
Apr. 23	vs. Florida	L	0-2
--	Campbell College	W	19-2
--	vs. Northern KY	W	13-4
--	vs. East Carolina	W	3-2
--	vs. Florida	W	8-3
--	vs. USF	L	2-11
--	vs. USF	L	3-4

1984 • (41-5-2)

Date	Opponent	Result	Score
--	Florida A&M	W	12-0
--	Florida A&M	W	9-0
--	vs. Stephen F. Austin	L	0-2
--	vs. SW Louisiana	W	1-0
--	at Louisiana Tech	T	0-0
--	vs. Texas A&M	L	2-6
--	vs. Baylor	L	2-3
--	at NE Louisiana	T	0-0
--	at Grambling	W	7-0
--	at Grambling	W	4-0
--	at Mississippi State	W	1-0
--	at Mississippi State	W	6-2
--	at Miss. U for W	W	3-0
--	at Miss. U for W	W	6-2
--	at Southern Miss	W	1-0
--	at Southern Miss	W	1-0
--	St. Louis CC	W	11-1
--	East Central College	W	8-0
--	East Central College	W	10-0
--	St. Louis CC	W	15-0
--	Mississippi State	W	5-0
--	George Mason	W	5-0
--	Florida A&M	W	10-0
--	Onondaga JC	W	4-1
--	Onondaga JC	W	10-0
--	Western Illinois	L	1-3
--	Western Illinois	W	3-1
--	Rider College	W	10-0
--	Rider College	W	4-0
--	Saginaw Valley	W	1-0
--	Saginaw Valley	W	7-2
--	at East Carolina	W	2-0
--	at East Carolina	W	3-0
--	at North Carolina	W	1-0
--	at North Carolina	W	5-0
--	vs. Nicholls State	L	1-2
--	vs. Southern Miss	W	3-0
--	at Miss. U for W	W	2-1
--	at Liberty Baptist	W	9-0
--	vs. Davis & Elkins	W	9-0
--	vs. Radford	W	8-0
--	vs. Ohio State	W	5-2
--	vs. North Carolina	W	3-1
--	vs. Penn State	W	5-0
--	at Florida A&M	W	11-1
--	at Florida A&M	W	11-0
--	New Orleans	W	9-0
--	New Orleans	W	10-0

1985 • (50-12-2)

Date	Opponent	Result	Score
Feb. 23	at USF	W	2-1
Feb. 23	at USF	L	3-4
Feb. 25	Florida A&M	W	3-0
Feb. 25	Florida A&M	W	5-0
Feb. 27	Susquehanna	W	11-0
Feb. 27	Susquehanna	W	8-2
Mar. 2	vs. Louisiana Tech	T	0-0
Mar. 2	vs. McNeese State	L	0-4
Mar. 2	vs. Ball State	T	0-0
Mar. 3	vs. Missouri	L	0-1
Mar. 4	Detroit	W	5-0
Mar. 4	Detroit	W	6-1
Mar. 5	Temple	W	2-0
Mar. 5	Temple	W	3-0
Mar. 7	Grambling	W	11-0
Mar. 7	Grambling	W	10-0
Mar. 8	vs. Signaw Valley	W	6-0
Mar. 9	vs. NE Louisiana	W	1-0
Mar. 10	vs. Grambling	W	7-0
Mar. 11	at Florida A&M	W	3-0
Mar. 12	Quincy College	W	4-2
Mar. 12	Quincy College	W	1-0
Mar. 15	Onondaga CC	W	10-0
Mar. 15	Onondaga CC	W	8-1
Mar. 19	Western Illinois	W	1-0
Mar. 19	Millikin	W	6-0
Mar. 20	Michigan State	W	2-0
Mar. 20	Michigan State	W	5-0
Mar. 21	Bradley	W	2-0
Mar. 21	Bradley	W	3-1
Mar. 22	Furman	W	13-0
Mar. 22	Stetson	W	2-1
Mar. 22	Rutgers	W	4-0
Mar. 23	Toledo	W	3-2
Mar. 23	SW Missouri St.	W	4-3
Mar. 23	Ohio State	W	3-2
Mar. 24	USF	W	2-1
Mar. 24	Bradley	W	1-0
Mar. 25	Ohio State	W	3-2
Mar. 25	Ohio State	W	11-1
Mar. 26	Brown	W	14-0
Mar. 26	Brown	W	14-2
Mar. 29	vs. SW Missouri St.	L	0-1
Mar. 29	vs. Stanford	W	9-1
Mar. 29	vs. Baylor	L	4-5
Mar. 30	vs. Utah State	L	0-2
Mar. 30	vs. New Mexico	W	3-2
Mar. 30	vs. Louisiana Tech	L	1-2
Mar. 31	vs. Texas A&M	L	1-2
Mar. 31	vs. NE Louisiana	W	10-1
Apr. 5	vs. Adelphi	L	0-2
Apr. 5	vs. Louisiana Tech	L	3-4
Apr. 5	vs. Georgia State	W	7-0
Apr. 6	vs. George Mason	W	5-0
Apr. 6	vs. Western Illinois	W	9-0
Apr. 10	at Florida A&M	W	1-0
Apr. 10	at Florida A&M	W	9-0
Apr. 12	USF	W	2-1
Apr. 13	USF	L	1-2
Apr. 14	South Carolina	L	0-2
Apr. 14	South Carolina	W	2-0
Apr. 19	Stetson	W	4-1
Apr. 19	at USF	W	1-0
Apr. 20	at USF	W	1-0





NINE WOMEN'S COLLEGE WORLD SERIES APPEARANCES • 14 ACC CHAMPIONSHIPS

YEAR-BY-YEAR RESULTS

1986 • (42-7)
NCAA Regional

1987 • (50-14)
College World Series

1988 • (44-14)
NCAA Regional


1989 • (39-14)
NCAA Regional

Date	Opponent	Result	Score
--	West Florida	W	5-0
--	West Florida	W	6-0
--	at USF	W	1-0
--	at USF	W	2-1
--	Ball State	W	4-0
--	Ball State	W	3-2
Mar. 6	Valparaiso	W	5-0
Mar. 6	Valparaiso	W	2-0
Mar. 9	Virginia	W	4-0
Mar. 9	Virginia	L	1-2
Mar. 10	Temple	W	7-0
Mar. 10	Temple	W	2-0
Mar. 11	Limestone	W	4-0
Mar. 11	Limestone	W	1-0
Mar. 13	at Florida Southern	W	7-0
Mar. 13	at Florida Southern	W	2-0
Mar. 17	Maine	W	1-0
Mar. 17	Maine	W	10-0
Mar. 18	Michigan State	W	2-0
Mar. 19	Tennessee Tech	W	8-0
Mar. 19	Tennessee Tech	W	11-1
Mar. 19	Western Illinois	W	11-0
Mar. 21	Toledo	W	4-0
Mar. 21	Florida Southern	W	7-3
Mar. 21	Rutgers	W	3-0
Mar. 22	Nevada- Reno	W	8-1
Mar. 22	Furman	W	3-2
Mar. 23	Mississippi State	W	3-1
Mar. 23	Western Illinois	L	4-6
Mar. 24	Ohio	W	10-0
Mar. 24	Ohio	W	5-1
Mar. 25	Ohio State	W	8-0
Mar. 25	Ohio State	W	3-2
--	vs. Oklahoma State	W	3-2
--	vs. Utah	L	2-6
--	vs. Texas A&M	W	1-0
--	vs. St. Mary's	W	2-1
--	vs. Sam Houston	W	3-2
--	vs. Oklahoma State	W	2-1
--	vs. Arizona State	L	0-2
--	at West Florida	W	3-0
--	at West Florida	W	5-1
--	vs. Furman	L	0-1
--	vs. East Carolina	W	3-0
--	vs. North Carolina	W	1-0
--	at South Carolina	W	3-0
--	vs. USF	W	3-0
NCAA South Regional			
--	at Louisiana Tech	L	0-4
--	at Louisiana Tech	L	0-1

Date	Opponent	Result	Score
Feb. 20	at Stetson	W	7-0
Feb. 20	at Stetson	L	3-4
Feb. 24	at Florida A&M	W	8-1
Feb. 24	at Florida A&M	W	6-3
Mar. 5	UNC-Wilmington	W	3-1
Mar. 5	UNC-Wilmington	W	2-0
Mar. 8	Virginia	W	7-0
Mar. 8	Virginia	L	2-5
Mar. 9	Limestone	W	6-0
Mar. 9	Limestone	W	11-0
Mar. 10	Temple	L	0-1
Mar. 10	Temple	W	6-3
Mar. 11	East Carolina	W	10-0
Mar. 11	East Carolina	W	2-1
Mar. 13	vs. Eastern Michigan	W	8-1
Mar. 13	vs. Bradley	W	2-0
Mar. 13	vs. Stetson	W	16-0
Mar. 14	vs. Temple	W	5-0
Mar. 14	vs. South Carolina	L	0-4
Mar. 14	vs. Rutgers	W	4-0
Mar. 15	vs. Winthrop	W	8-0
Mar. 15	at USF	L	3-7
Mar. 15	vs. South Carolina	L	0-2
Mar. 17	Miami (OH)	W	3-0
Mar. 17	Miami (OH)	W	3-2
Mar. 19	Tennessee Tech	W	10-0
Mar. 20	Kent State	W	16-0
Mar. 20	Bowling Green	W	4-0
Mar. 21	Southern Miss	W	13-3
Mar. 21	Nicholls State	W	5-0
Mar. 22	Furman	W	1-0
Mar. 22	Toledo	L	0-3
Mar. 23	Toledo	W	9-6
Mar. 23	Toledo	W	8-1
Mar. 25	Bowling Green	W	12-2
Mar. 25	Bowling Green	W	3-1
Mar. 28	Ohio	W	3-0
Mar. 28	Ohio	W	6-2
Apr. 4	at West Florida	W	1-0
Apr. 4	at West Florida	W	4-0
Apr. 10	vs. Furman	W	8-2
Apr. 10	vs. USF	W	5-4
Apr. 10	vs. Nicholls	W	5-1
Apr. 11	vs. George Mason	W	3-0
Apr. 11	at South Carolina	W	1-0
Apr. 12	vs. Louisiana Tech	W	2-1
Apr. 12	vs. Georgia State	W	4-1
Apr. 17	USF	L	0-2
Apr. 17	USF	W	1-0
Apr. 18	South Carolina	W	1-3
Apr. 18	South Carolina	L	0-1
Apr. 19	South Carolina	W	2-1
Apr. 20	Florida A&M	W	17-0
Apr. 20	Florida A&M	W	7-1
Apr. 24	vs. Oklahoma	L	0-1
Apr. 25	at Oklahoma State	L	1-4
Apr. 25	vs. Baylor	W	10-0
Apr. 25	vs. Oklahoma	W	6-1
Apr. 26	vs. Baylor	W	8-1
Apr. 26	at Oklahoma State	W	2-0
NCAA South Regional			
May 15	Adelphi	W	1-0
May 16	Adelphi	W	3-1
College World Series			
May 20	vs. CS-Fullerton	L	0-3
May 21	vs. Central Michigan	L	0-1

Date	Opponent	Result	Score
Feb. 20	West Florida	W	1-0
Feb. 20	West Florida	W	1-0
Feb. 25	at Florida A&M	W	14-3
Feb. 25	at Florida A&M	W	11-0
Mar. 5	Eastern Michigan	W	3-1
Mar. 5	Eastern Michigan	W	4-3
Mar. 6	Temple	W	3-0
Mar. 6	Temple	W	2-0
Mar. 7	North Carolina	W	4-2
Mar. 7	North Carolina	W	8-4
Mar. 7	vs. Louisiana Tech	L	0-7
Mar. 7	vs. North Carolina	W	2-1
Mar. 11	vs. Eastern Michigan	W	7-4
Mar. 11	at USF	W	2-1
Mar. 11	vs. Virginia	W	4-0
Mar. 12	vs. Temple	W	4-3
Mar. 12	vs. Okla. City College	W	5-0
Mar. 13	vs. South Carolina	L	1-5
Mar. 13	vs. Central Michigan	W	6-2
Mar. 16	Southern Illinois	W	5-1
Mar. 16	Southern Illinois	L	1-2
Mar. 17	Virginia	W	5-0
Mar. 17	Virginia	W	7-1
Mar. 18	Florida A&M	W	7-0
Mar. 18	NE Louisiana	W	5-1
Mar. 18	Maine	W	1-0
Mar. 19	Northern Illinois	L	3-4
Mar. 19	Miami (OH)	W	5-1
Mar. 19	Furman	W	2-0
Mar. 20	Eastern Illinois	W	2-1
Mar. 20	Northern Illinois	W	2-1
Mar. 21	Eastern Illinois	W	3-2
Mar. 21	Eastern Illinois	W	11-1
Mar. 22	Ohio State	W	6-1
Mar. 22	Ohio State	W	2-1
Mar. 28	Nicholls State	W	1-0
Mar. 29	Nicholls State	W	2-1
Mar. 29	Nicholls State	W	8-3
Apr. 1	vs. Utah	W	3-0
Apr. 1	at South Carolina	L	0-1
Apr. 2	vs. Utah	L	4-8
Apr. 2	at South Carolina	L	1-3
Apr. 9	at USF	W	8-5
Apr. 9	at USF	W	8-1
Apr. 10	Florida A&M	W	3-0
Apr. 10	Florida A&M	W	2-1
Apr. 11	at West Florida	W	5-3
Apr. 11	at West Florida	L	1-2
Apr. 15	at Nebraska	L	0-3
Apr. 15	vs. Kansas	L	2-4
Apr. 16	vs. Kansas	W	2-1
Apr. 16	at Nebraska	L	0-5
Apr. 18	vs. Creighton	W	4-0
Apr. 18	vs. Creighton	L	0-2
Apr. 23	Georgia State	W	5-0
Apr. 23	Georgia State	W	2-1
NCAA South Regional			
May 20	Texas A&M	L	0-1
May 21	Louisiana Tech	L	1-6

Date	Opponent	Result	Score
Feb. 23	West Florida	W	3-2
Feb. 23	West Florida	L	1-5
Feb. 26	at Florida A&M	W	11-0
Feb. 26	at Florida A&M	W	4-0
Mar. 4	Eastern Michigan	W	2-0
Mar. 4	Eastern Michigan	W	5-1
Mar. 5	Temple	W	2-1
Mar. 5	Temple	W	8-2
Mar. 6	Virginia	L	4-2
Mar. 6	Virginia	W	5-1
Mar. 7	East Carolina	W	5-0
Mar. 7	East Carolina	W	5-0
Mar. 10	vs. Missouri	W	6-0
Mar. 10	vs. Western Illinois	W	5-2
Mar. 10	vs. New Mexico	W	3-2
Mar. 11	vs. Temple	W	3-1
Mar. 11	vs. Nicholls State	W	3-1
Mar. 11	vs. Arizona State	L	3-7
Mar. 12	vs. Miami (OH)	L	3-4
Mar. 12	vs. Miami (OH)	L	0-1
Mar. 15	Illinois State	W	2-0
Mar. 16	Connecticut	W	3-0
Mar. 17	Miami (OH)	W	5-0
Mar. 17	Southern Illinois	W	4-2
Mar. 18	SW Missouri St	W	14-0
Mar. 18	Stetson	W	6-0
Mar. 19	North Carolina	L	1-2
Mar. 20	Northern Illinois	L	0-3
Mar. 20	Northern Illinois	L	2-5
Mar. 22	USF	W	4-2
Mar. 22	USF	W	8-1
Apr. 11	Florida A&M	W	3-0
Apr. 11	Florida A&M	W	4-1
Apr. 14	at Nebraska	L	0-1
Apr. 14	vs. Kansas	W	3-2
Apr. 14	vs. Arizona State	W	3-2
Apr. 15	vs. Kansas	W	1-0
Apr. 15	at Nebraska	L	2-4
Apr. 21	vs. East Carolina	W	3-0
Apr. 21	vs. Furman	W	5-0
Apr. 21	vs. SW Louisiana	W	4-2
Apr. 21	vs. North Carolina	W	3-1
Apr. 22	vs. USF	W	2-0
Apr. 22	vs. Virginia	W	2-0
Apr. 22	vs. Nicholls State	W	2-0
May 3	at West Florida	W	3-2
May 3	at West Florida	W	3-0
May 5	vs. Louisiana Tech	L	0-1
May 5	at Nicholls State	W	1-0
May 6	at Nicholls State	L	0-2
May 6	vs. Louisiana Tech	L	0-1
NCAA South Regional			
May 19	South Carolina	L	1-2
May 20	Louisiana Tech	L	1-3





YEAR-BY-YEAR RESULTS

1990 • (47-16)

College World Series
NCAA Semifinalist

Date	Opponent	Result	Score
Feb. 18	West Florida	W	1-0
Feb. 18	West Florida	W	1-0
Feb. 27	at Florida A&M	W	6-2
Feb. 27	at Florida A&M	W	4-0
Mar. 3	Eastern Michigan	W	1-0
Mar. 3	Eastern Michigan	W	1-0
Mar. 3	Michigan	W	1-0
Mar. 4	Michigan	L	2-3
Mar. 7	UNC-Wilmington	W	6-1
Mar. 7	UNC-Wilmington	W	5-0
Mar. 9	vs. Indiana	W	1-2
Mar. 9	vs. Iowa	L	0-5
Mar. 10	vs. Central Michigan	W	1-0
Mar. 10	at USF	W	2-1
Mar. 11	vs. Maine	W	7-0
Mar. 11	vs. Oklahoma	L	0-1
Mar. 12	Southern Illinois	W	4-0
Mar. 13	Virginia	W	1-0
Mar. 13	Virginia	W	5-0
Mar. 14	Indiana	W	1-0
Mar. 14	Indiana	W	2-0
Mar. 15	Connecticut	L	1-3
Mar. 16	Stetson	W	3-2
Mar. 16	SW Louisiana	L	1-2
Mar. 17	Oklahoma	W	3-2
Mar. 17	Adelphi	W	4-0
Mar. 18	Nebraska	W	2-1
Mar. 20	Missouri	L	1-2
Mar. 20	Missouri	L	1-2
Mar. 21	Northern Iowa	L	0-1
Mar. 21	Northern Iowa	W	4-2
Mar. 22	Princeton	W	5-0
Mar. 22	Princeton	W	6-0
Mar. 24	Georgia State	W	2-0
Mar. 24	Georgia State	W	8-0
Mar. 30	vs. Southern Miss	W	4-0
Mar. 30	vs. Georgia Tech	W	10-0
Mar. 30	vs. Wichita State	W	1-0
Mar. 31	vs. Austin Peay	W	5-1
Mar. 31	vs. Michigan State	W	2-0
Mar. 31	vs. Georgia State	L	0-1
Apr. 2	USF	W	4-1
Apr. 2	USF	W	2-0
Apr. 13	vs. Stephen F. Austin	W	5-2
Apr. 13	vs. Sam Houston	L	0-2
Apr. 14	at Oklahoma State	L	1-2
Apr. 14	vs. Texas A&M	W	3-1
Apr. 15	vs. Texas-Arlington	L	0-2
Apr. 20	vs. Southern Miss	W	11-0
Apr. 21	vs. North Carolina	W	1-0
Apr. 22	vs. East Carolina	W	7-2
Apr. 29	South Carolina	L	0-2
Apr. 29	South Carolina	W	3-0
Apr. 30	at Florida A&M	W	10-0
Apr. 30	at Florida A&M	W	2-0
May 2	at West Florida	W	2-0
May 2	at West Florida	W	6-0

NCAA South Regional

May 18	vs. Texas A&M	W	5-0
May 18	at SW Louisiana	W	4-3
May 19	at SW Louisiana	W	2-1

College World Series

May 23	vs. Fresno State	W	1-0
May 24	vs. Oklahoma State	L	1-4
May 24	vs. UNLV	W	4-1
May 25	vs. UCLA	L	0-3

1991 • (62-12)

College World Series

Date	Opponent	Result	Score
Feb. 14	vs. California	L	0-4
Feb. 14	vs. New Mexico	W	9-1
Feb. 15	vs. UCLA	L	2-5
Feb. 15	vs. Sacramento State	W	4-0
Feb. 16	vs. Pacific	W	4-3
Feb. 16	at Arizona	L	0-8
Feb. 17	vs. CS-Northridge	L	0-1
Feb. 23	West Florida	W	4-3
Feb. 23	West Florida	L	0-5
Feb. 24	at Georgia Southern	W	6-2
Feb. 24	at Georgia Southern	W	5-1
Feb. 26	at Florida A&M	W	8-0
Feb. 26	at Florida A&M	W	4-0
Mar. 2	at USF	W	2-0
Mar. 2	at USF	L	0-2
Mar. 4	Ball State	W	5-0
Mar. 6	Samford	W	2-1
Mar. 6	Samford	W	6-0
Mar. 8	vs. Detroit	W	9-0
Mar. 8	vs. Western Illinois	W	2-1
Mar. 8	vs. Indiana	W	3-1
Mar. 9	vs. Winthrop	W	4-1
Mar. 9	vs. Eastern Michigan	W	1-0
Mar. 10	vs. Oklahoma	W	7-1
Mar. 10	vs. South Carolina	L	3-4
Mar. 12	Connecticut	W	2-1
Mar. 12	Connecticut	W	1-0
Mar. 13	Virginia	W	9-1
Mar. 13	Virginia	W	2-1
Mar. 14	Creighton	W	3-2
Mar. 15	Miami (OH)	W	2-0
Mar. 15	East Carolina	W	13-0
Mar. 16	Western Illinois	W	2-1
Mar. 16	Rhode Island	W	6-0
Mar. 17	Winthrop	W	2-0
Mar. 17	Indiana	W	6-2
Mar. 18	Bradley	W	2-0
Mar. 20	Northern Iowa	W	3-1
Mar. 20	Northern Iowa	W	2-1
Mar. 21	Miami (OH)	L	0-8
Mar. 21	Miami (OH)	W	5-1
Mar. 27	Drexel	W	2-0
Mar. 27	Drexel	W	7-1
Mar. 28	Bowling Green	W	2-0
Mar. 28	Bowling Green	W	9-0
Mar. 30	vs. Dayton	W	3-0
Mar. 30	vs. Toledo	W	1-0
Mar. 30	vs. Northwestern	W	2-0
Mar. 31	vs. USF	W	6-5
Mar. 31	vs. Samford	W	4-0
Mar. 31	vs. North Carolina	W	5-0
Mar. 31	South Carolina	W	4-1
Apr. 5	vs. Notre Dame	W	7-0
Apr. 5	vs. USF	W	2-0
Apr. 6	vs. Winthrop	W	4-1
Apr. 6	vs. SW Louisiana	W	3-0
Apr. 8	Georgia Southern	W	4-0
Apr. 8	Georgia Southern	W	9-1
Apr. 9	Florida A&M	W	7-1
Apr. 9	Florida A&M	W	11-1
Apr. 19	vs. Virginia	L	1-2
Apr. 20	vs. Eastern Michigan	W	3-2
Apr. 21	vs. Virginia	L	0-2
May 1	at West Florida	W	1-0
May 1	at West Florida	W	7-0
May 3	vs. Connecticut	W	2-0
May 4	vs. Princeton	W	4-3
May 5	at Massachusetts	W	2-0

NCAA South Regional

May 17	at SW Louisiana	W	1-0
May 17	vs. Oklahoma State	W	2-0
May 18	vs. Oklahoma State	W	4-3

College World Series

May 22	vs. UCLA	L	0-1
May 23	vs. UNLV	W	3-1
May 24	vs. Fresno State	L	0-3

1992 • (63-9, 4-2 ACC)

ACC Champions
College World Series

Date	Opponent	Result	Score
Feb. 9	Samford	W	10-0
Feb. 9	Samford	W	7-0
Feb. 16	at Florida A&M	W	12-0
Feb. 16	at Florida A&M	W	10-0
Feb. 23	West Florida	W	2-0
Feb. 23	West Florida	W	2-0
Mar. 1	at Georgia Southern	W	8-0
Mar. 1	at Georgia Southern	W	13-3
Mar. 3	at Northwestern	W	10-0
Mar. 3	at Northwestern	W	1-0
Mar. 7	vs. Ball State	W	2-0
Mar. 7	vs. Ball State	W	9-0
Mar. 8	at USF	W	5-1
Mar. 8	at USF	W	3-0
Mar. 10	Robert Morris	W	1-0
Mar. 10	Robert Morris	W	14-1
Mar. 13	vs. Adelphi	W	12-2
Mar. 13	vs. Penn State	W	7-0
Mar. 13	vs. Virginia*	W	10-0
Mar. 14	vs. Samford	W	4-3
Mar. 14	vs. Hofstra	W	14-4
Mar. 15	vs. North Carolina*	W	12-1
Mar. 15	vs. Oklahoma City	W	2-1
Mar. 17	Rutgers	W	1-0
Mar. 17	Rutgers	W	8-4
Mar. 18	Virginia*	L	0-1
Mar. 18	Virginia*	W	5-2
Mar. 19	Miami (OH)	L	0-2
Mar. 19	Northern Iowa	W	2-0
Mar. 20	Bradley	W	3-2
Mar. 20	Princeton	W	7-0
Mar. 20	Bowling Green	W	4-0
Mar. 21	Adelphi	W	5-0
Mar. 21	USF	W	1-0
Mar. 22	Kent State	W	6-0
Mar. 22	Princeton	W	2-1
Mar. 23	Drexel	W	3-0
Mar. 23	Drexel	W	4-0
Mar. 24	Kent State	W	2-1
Mar. 24	Kent State	W	8-0
Mar. 26	at CS-Fullerton	L	4-5
Mar. 26	vs. Missouri	L	1-2
Mar. 27	vs. Ohio State	W	1-0
Mar. 27	vs. Arizona	L	0-2
Mar. 28	vs. Illinois State	W	7-2
Mar. 29	vs. Ohio State	L	0-3
Apr. 6	Georgia Southern	W	6-0
Apr. 6	Georgia Southern	W	2-0
Apr. 7	Florida A&M	L	7-0
Apr. 7	Florida A&M	W	6-0
Apr. 10	vs. UNC-Wilmington	W	7-1
Apr. 10	at North Carolina*	L	0-1
Apr. 11	vs. Winthrop	W	3-1
Apr. 11	vs. Georgia Tech*	W	10-0
Apr. 12	vs. East Carolina	W	5-2
Apr. 12	vs. South Carolina	W	3-2

ACC Championship

Apr. 17	Georgia Tech	W	6-0
Apr. 17	North Carolina	W	11-0
Apr. 18	Virginia	W	11-1

Apr. 25	South Carolina	W	2-0
Apr. 25	South Carolina	W	6-0
Apr. 26	South Carolina	W	2-0
Apr. 27	at West Florida	W	6-0
Apr. 27	at West Florida	W	11-2
May 2	vs. Connecticut	W	1-0
May 2	at Massachusetts	W	3-1
May 3	vs. Connecticut	W	4-3

NCAA Regional

May 15	at SW Louisiana	W	1-0
May 15	vs. UNLV	W	4-0
May 16	at SW Louisiana	W	1-0

College World Series

May 21	vs. California	L	0-3
May 22	vs. Massachusetts	L	2-4

1993 • (52-9, 4-0 ACC)

ACC Champions
College World Series

Date	Opponent	Result	Score
Feb. 13	Samford	W	3-1
Feb. 13	Samford	W	3-1
Feb. 20	West Florida	W	6-1
Feb. 20	West Florida	W	3-1
Feb. 22	at Florida A&M	W	7-0
Feb. 27	Mercer	W	5-0
Feb. 27	Mercer	W	7-0
Feb. 28	USF	W	10-0
Feb. 28	USF	W	7-0
Mar. 6	at Georgia Tech*	W	3-0
Mar. 6	at Georgia Tech*	W	2-0
Mar. 9	at Florida A&M	W	10-0
Mar. 12	vs. Central Michigan	W	5-0
Mar. 12	vs. Georgia Southern	W	6-0
Mar. 13	vs. Hofstra	W	6-0
Mar. 14	vs. Iowa	W	3-0
Mar. 16	Connecticut	W	1-0
Mar. 16	Connecticut	W	8-0
Mar. 18	Northern Iowa	W	7-0
Mar. 19	Drake	W	6-0
Mar. 19	Georgia State	W	1-0
Mar. 19	SW Louisiana	L	1-2
Mar. 20	Rhode Island	W	10-0
Mar. 20	Eastern Illinois	W	7-2
Mar. 20	Virginia*	W	7-0
Mar. 21	Southern Illinois	W	1-0
Mar. 21	SW Louisiana	W	2-1
Mar. 22	Toledo	W	11-0
Mar. 22	Toledo	W	4-0
Mar. 25	vs. Fresno State	L	1-2
Mar. 25	vs. Cal Poly	W	1-0
Mar. 26	vs. Minnesota	W	3-1
Mar. 27	vs. Utah	L	2-3
Mar. 28	at CS-Fullerton	W	4-1
Apr. 6	Florida A&M	W	10-0
Apr. 6	at Florida A&M	W	4-1
Apr. 9	vs. UNC-Wilmington	W	12-0
Apr. 9	vs. Virginia*	W	3-2
Apr. 10	vs. Coastal Carolina	W	8-0
Apr. 10	vs. Hofstra	W	10-2
Apr. 11	vs. Coastal Carolina	W	9-1
Apr. 11	vs. East Carolina	W	13-0

ACC Championship

Apr. 16	Georgia Tech	W	12-0
Apr. 16	Virginia	L	0-1
Apr. 16	Georgia Tech	W	11-0
Apr. 17	Virginia	W	2-0
Apr. 17	Virginia	W	4-2

Apr. 24	at South Carolina	L	4-6
Apr. 24	at South Carolina	W	7-0
Apr. 25	at South Carolina	W	8-0
May 1	vs. Connecticut	L	1-4
May 1	vs. USF	W	1-0
May 2	at Massachusetts	W	5-0
May 4	at West Florida	W	5-0
May 4	at West Florida	W	7-0

NCAA Regional

May 21	Kansas	L	0-1
May 21	Iowa	W	5-3
May 22	Kansas	W	5-0
May 22	Kansas	W	2-1

College World Series

May 27	vs. Oklahoma State	L	2-5
May 28	vs. Connecticut	L	1-2



NINE WOMEN'S COLLEGE WORLD SERIES APPEARANCES • 14 ACC CHAMPIONSHIPS

YEAR-BY-YEAR RESULTS

1994 • (50-19, 9-2 ACC)

NCAA Regional			
Date	Opponent	Result	Score
Feb. 12	Mercer	W	9-3
Feb. 12	Mercer	W	6-0
Feb. 13	UNC-Charlotte	W	4-0
Feb. 13	UNC-Charlotte	W	7-1
Feb. 17	Georgia Southern	W	10-0
Feb. 17	Georgia Southern	W	8-0
Feb. 19	West Florida	W	10-0
Feb. 19	West Florida	W	5-0
Feb. 21	at Florida A&M	W	3-0
Feb. 26	Stetson	W	7-0
Feb. 26	Stetson	W	5-0
Feb. 28	at Mercer	W	6-0
Feb. 28	at Mercer	W	5-0
Mar. 2	Florida A&M	W	8-0
Mar. 5	South Carolina	L	2-3
Mar. 5	South Carolina	W	3-1
Mar. 6	Georgia Tech*	W	6-1
Mar. 6	Georgia Tech*	W	2-1
Mar. 11	vs. Robert Morris	L	0-1
Mar. 11	vs. Illinois-Chicago	W	3-0
Mar. 11	vs. Penn State	W	6-2
Mar. 12	vs. UCLA	L	0-3
Mar. 12	vs. Notre Dame	W	3-0
Mar. 12	vs. Virginia*	W	7-0
Mar. 13	vs. Oklahoma State	L	0-1
Mar. 15	Northern Illinois	W	3-0
Mar. 15	Northern Illinois	W	1-0
Mar. 16	Texas A&M	L	3-7
Mar. 16	Virginia*	W	4-3
Mar. 17	Princeton	W	2-1
Mar. 18	Indiana	W	3-2
Mar. 18	Louisiana Tech	W	2-0
Mar. 18	Iowa State	W	3-2
Mar. 19	Eastern Michigan	W	1-0
Mar. 19	Eastern Illinois	W	9-0
Mar. 19	Illinois State	L	2-3
Mar. 22	vs. Kansas	L	2-4
Mar. 23	vs. Northwestern	L	2-8
Mar. 23	at CS-Fullerton	L	0-7
Mar. 24	vs. SE Louisiana	L	3-12
Mar. 25	vs. Oklahoma State	L	0-1
Mar. 25	vs. Utah State	W	5-3
Mar. 30	Hofstra	W	3-2
Mar. 30	Hofstra	W	4-3
Apr. 4	at Florida A&M	W	7-0
Apr. 7	at North Carolina*	W	5-1
Apr. 7	at North Carolina*	W	6-2
Apr. 8	vs. UNC-Wilmington	W	5-0
Apr. 8	vs. UNC-Charlotte	W	8-1
Apr. 9	vs. East Carolina	L	0-1
Apr. 9	vs. Georgia Tech*	W	11-0
Apr. 10	vs. Virginia*	W	9-4
Apr. 10	vs. North Carolina*	L	0-1
Apr. 16	at Virginia*	W	8-0
Apr. 16	at Virginia*	L	4-5
Apr. 17	Florida A&M	W	8-0
ACC Championship			
Apr. 22	Georgia Tech	W	2-1
Apr. 22	Virginia	L	0-2
Apr. 23	North Carolina	W	6-5
Apr. 23	Virginia	W	1-0
Apr. 23	Virginia	L	0-3
Apr. 23	Virginia	L	-
May 3	at West Florida	L	1-4
May 3	at West Florida	W	8-0
May 7	at Connecticut	W	4-1
May 7	at USF	W	2-0
May 11	at USF	W	4-2
May 11	at USF	W	6-5
NCAA Regional			
May 20	vs. Oklahoma	L	1-3
May 21	vs. Providence	L	0-4

1995 • (58-15, 6-0 ACC)

ACC Champions			
NCAA Regional			
Date	Opponent	Result	Score
Feb. 12	Stetson	W	8-0
Feb. 12	Stetson	W	2-0
Feb. 17	vs. Oklahoma St.	L	1-5
Feb. 17	vs. CS-Fullerton	L	5-9
Feb. 18	vs. Oregon	W	3-2
Feb. 18	vs. New Mexico St.	W	4-0
Feb. 18	vs. Illinois St.	W	10-2
Feb. 19	vs. Arizona	L	1-7
Feb. 22	Troy	W	3-1
Feb. 22	Troy	W	3-0
Feb. 25	at Georgia Tech*	W	9-4
Feb. 25	at Georgia Tech*	W	10-1
Feb. 26	at UNC-Charlotte	W	6-0
Feb. 26	at UNC-Charlotte	W	8-0
Mar. 4	Mercer	W	3-0
Mar. 4	Mercer	W	10-2
Mar. 5	North Carolina*	W	6-3
Mar. 5	North Carolina*	W	3-1
Mar. 6	Marshall	W	8-0
Mar. 6	Marshall	W	7-0
Mar. 10	vs. Indiana State	W	8-0
Mar. 10	vs. Illinois-Chicago	L	1-3
Mar. 10	vs. Iowa	L	0-4
Mar. 11	vs. Robert Morris	W	3-0
Mar. 11	vs. North Carolina	W	8-2
Mar. 11	vs. Yale	W	11-1
Mar. 12	vs. Virginia	W	2-1
Mar. 12	vs. Oklahoma State	W	7-4
Mar. 12	vs. Illinois-Chicago	W	1-0
Mar. 14	Virginia*	W	3-2
Mar. 14	Virginia*	W	3-0
Mar. 17	Samford	W	14-0
Mar. 17	Miami (OH)	W	9-1
Mar. 17	Michigan	L	1-2
Mar. 18	Northern Illinois	W	3-0
Mar. 18	Illinois-Chicago	W	3-0
Mar. 19	Iowa State	W	2-0
Mar. 19	Michigan	L	0-5
Mar. 21	Massachusetts	W	5-4
Mar. 21	Massachusetts	W	4-3
Mar. 24	at South Carolina	L	1-2
Mar. 24	at South Carolina	L	2-3
Mar. 25	vs. Hofstra	W	5-1
Mar. 25	at South Carolina	L	3-6
Mar. 25	vs. Hofstra	W	8-2
Mar. 28	Florida A&M	W	8-0
Apr. 2	USF	W	4-0
Apr. 2	USF	L	3-4
Apr. 3	at Florida A&M	W	9-0
Apr. 3	at Florida A&M	W	10-0
Apr. 7	vs. Campbell	W	4-0
Apr. 7	at North Carolina	W	15-0
Apr. 8	vs. East Carolina	W	10-2
Apr. 8	vs. Campbell	W	7-1
Apr. 9	vs. East Carolina	W	4-3
Apr. 9	at North Carolina	W	2-1
Apr. 12	Florida A&M	W	6-0
Apr. 15	at West Florida	W	8-0
Apr. 15	at West Florida	W	3-2
ACC Championship			
Apr. 21	North Carolina	W	4-0
Apr. 21	Georgia Tech	W	2-1
Apr. 22	Georgia Tech	W	5-2
NCAA Regional			
May 3	West Florida	W	9-3
May 3	West Florida	W	3-0
May 12	vs. USF	L	0-3
May 12	vs. South Carolina	W	5-4
May 13	at Massachusetts	L	0-8
May 13	vs. South Carolina	W	6-0
May 14	at Massachusetts	W	2-0
NCAA Regional			
May 19	vs. Nebraska	L	1-6
May 20	vs. Ohio	W	2-0
May 20	vs. Nebraska	W	6-2
May 21	at Arizona	L	0-15

1996 • (51-21, 5-3 ACC)

ACC Champions			
NCAA Regional			
Date	Opponent	Result	Score
Feb. 7	at Mercer	W	4-1
Feb. 7	at Mercer	W	5-2
Feb. 9	West Florida	W	8-0
Feb. 9	West Florida	W	8-0
Feb. 11	Georgia Southern	W	2-1
Feb. 11	Georgia Southern	W	5-0
Feb. 16	vs. UNLV	L	2-3
Feb. 16	vs. Washington	L	6-13
Feb. 16	vs. Arizona	L	4-8
Feb. 17	vs. Illinois State	W	4-1
Feb. 17	vs. Utah State	W	6-5
Feb. 18	vs. CS-Fullerton	L	11-12
Feb. 24	Stetson	W	1-0
Feb. 24	Stetson	W	6-2
Feb. 27	Florida A&M	W	8-0
Mar. 1	vs. Washington	L	1-3
Mar. 1	vs. Massachusetts	W	4-1
Mar. 2	vs. Long Beach State	L	1-2
Mar. 2	vs. Oregon	W	1-0
Mar. 3	vs. CS-Northridge	L	1-2
Mar. 5	UNC-Charlotte	W	7-1
Mar. 5	UNC-Charlotte	W	6-0
Mar. 6	Troy	W	5-2
Mar. 6	Troy	L	1-2
Mar. 8	vs. East Carolina	W	2-1
Mar. 8	vs. UT-Chattanooga	W	5-2
Mar. 8	vs. Ball State	W	4-2
Mar. 9	vs. Penn State	W	4-3
Mar. 9	vs. Indiana	W	3-1
Mar. 10	vs. Michigan State	W	6-2
Mar. 10	vs. UCLA	L	0-4
Mar. 14	Notre Dame	L	0-1
Mar. 15	Drake	W	1-0
Mar. 15	Ohio State	L	0-1
Mar. 16	Southern Illinois	L	3-4
Mar. 16	Eastern Michigan	W	7-0
Mar. 16	Massachusetts	W	3-1
Mar. 17	Michigan	L	1-6
Mar. 19	Connecticut	W	3-0
Mar. 19	Connecticut	W	6-0
Mar. 21	Bradley	W	4-1
Mar. 21	Bradley	W	7-2
Mar. 23	Georgia Tech*	W	2-0
Mar. 23	Georgia Tech*	L	1-3
Mar. 28	at Florida A&M	W	7-2
Mar. 28	at Florida A&M	W	13-0
Apr. 1	Florida A&M	W	4-0
Apr. 6	at Virginia*	W	8-0
Apr. 6	at Virginia*	W	5-4
Apr. 7	at Maryland*	W	4-0
Apr. 7	at Maryland*	W	6-2
Apr. 11	at North Carolina*	L	2-3
Apr. 11	at North Carolina*	L	4-5
Apr. 12	vs. Campbell	W	6-1
Apr. 13	vs. Florida Atlantic	L	0-1
Apr. 13	vs. South Carolina	W	4-2
Apr. 13	at North Carolina	W	2-0
Apr. 14	vs. Maryland	W	8-0
ACC Championship			
Apr. 19	vs. Georgia Tech	W	5-4
Apr. 19	vs. Maryland	W	3-0
Apr. 20	vs. North Carolina	W	3-1
Apr. 20	vs. North Carolina	W	-
Apr. 30	at West Florida	W	6-0
Apr. 30	at West Florida	W	10-0
May 3	at USF	W	1-0
May 3	at USF	L	1-4
May 5	South Carolina	W	5-1
May 5	South Carolina	L	3-5
May 6	South Carolina	W	2-1
NCAA Regional			
May 18	vs. Arizona	L	6-9
May 18	vs. USF	W	6-0
May 19	vs. Arizona	L	3-10

1997 • (45-19, 7-1 ACC)

ACC Champions			
Date	Opponent	Result	Score
Feb. 9	at Georgia Southern	W	8-0
Feb. 9	at Georgia Southern	W	5-3
Feb. 12	at Florida A&M	W	7-0
Feb. 14	vs. Nebraska	W	2-1
Feb. 14	vs. Fresno State	L	0-2
Feb. 15	vs. Oregon	L	1-6
Feb. 15	vs. Utah	L	2-6
Feb. 16	vs. Ohio State	W	7-2
Feb. 16	vs. CS-Fullerton	W	4-2
Feb. 19	at Florida	L	1-3
Feb. 19	at Florida	W	8-1
Feb. 22	Mercer	W	1-0
Feb. 22	Mercer	W	5-1
Feb. 23	Florida A&M	W	8-0
Feb. 28	vs. Northwestern	W	2-0
Mar. 1	vs. Washington	L	3-8
Mar. 1	vs. Oklahoma	W	2-1
Mar. 2	vs. UConn	W	10-3
Mar. 3	vs. Louisiana Tech	L	2-6
Mar. 7	vs. Ball State	W	4-0
Mar. 7	vs. East Carolina	W	10-0
Mar. 7	vs. Michigan State	L	2-6
Mar. 8	vs. Hofstra	L	1-2
Mar. 8	vs. Arkansas	W	4-0
Mar. 8	vs. Indiana	W	3-2
Mar. 9	vs. Iowa	L	1-7
Mar. 11	Miami (OH)	W	2-1
Mar. 13	Louisiana Tech	L	2-3
Mar. 14	Wisconsin	L	3-12
Mar. 14	UT-Chattanooga	W	3-1
Mar. 14	UConn	W	2-1
Mar. 15	Bradley	W	4-0
Mar. 15	Eastern Michigan	W	5-1
Mar. 18	UConn	L	0-1
Mar. 18	UConn	W	8-2
Mar. 23	at Georgia Tech*	W	5-1
Mar. 23	at Georgia Tech*	W	8-5
Mar. 25	Maryland*	W	1-0
Mar. 25	Maryland*	W	3-0
Mar. 27	Youngstown State	W	8-2
Mar. 27	Youngstown State	W	6-3
Apr. 2	at Troy	W	3-2
Apr. 2	at Troy	T	1-1
Apr. 4	at Florida A&M	L	1-2
Apr. 6	Virginia*	W	8-0
Apr. 6	Virginia*	L	3-6
Apr. 10	at North Carolina*	W	6-0
Apr. 10	at North Carolina*	W	12-4
Apr. 11	vs. Florida Atlantic	W	5-1
Apr. 11	vs. Campbell	W	4-1
Apr. 11	vs. Coastal Carolina	W	12-2
Apr. 13	vs. Coastal Carolina	W	2-1
Apr. 13	vs. Florida Atlantic	W	4-0
ACC Championship			
Apr. 18	vs. North Carolina	W	5-4
Apr. 18	vs. Maryland	W	4-3
Apr. 19	vs. Maryland	L	1-2
Apr. 27	Florida A&M	W	7-0
Apr. 29	at UNC Charlotte	W	6-1
Apr. 29	at UNC Charlotte	W	3-1
May 1	at Alabama	W	2-0
May 1	at Alabama	L	5-6
May 2	at Auburn	W	2-0
May 2	at Auburn	L	1-2
May 9	USF	L	3-4
May 9	USF	L	1-3



YEAR-BY-YEAR RESULTS

1998 • (51-21, 5-3 ACC)

ACC Champions
NCAA Regional

Date	Opponent	Result	Score
Feb. 7	at Mercer	W	5-1
Feb. 7	at Mercer	W	9-1
Feb. 8	Georgia Southern	W	6-2
Feb. 8	Georgia Southern	W	3-1
Feb. 13	vs. Oregon	L	0-2
Feb. 13	vs. Purdue	W	8-1
Feb. 14	vs. Washington	W	1-0
Feb. 14	vs. Fresno State	W	2-1
Feb. 18	at West Florida	W	9-3
Feb. 18	at West Florida	W	10-6
Feb. 20	Florida A&M	W	4-2
Feb. 23	Florida A&M	W	6-0
Feb. 24	Troy	L	0-5
Feb. 24	Troy	W	5-4
Feb. 27	vs. Indiana	W	3-2
Feb. 27	vs. Arizona State	L	1-6
Feb. 28	vs. UMass	W	4-0
Feb. 28	vs. CS-Northridge	L	3-4
Mar. 1	vs. South Carolina	L	0-3
Mar. 1	vs. California	L	1-4
Mar. 5	vs. Georgia	W	6-5
Mar. 5	vs. Illinois-Chicago	L	1-3
Mar. 6	vs. Central Michigan	W	10-1
Mar. 6	vs. Purdue	W	5-4
Mar. 7	vs. Missouri	L	1-3
Mar. 7	vs. Alabama	W	4-1
Mar. 7	vs. Texas	L	1-9
Mar. 10	UNC-Charlotte	W	4-1
Mar. 10	UNC-Charlotte	W	4-1
Mar. 11	Miami (OH)	L	1-4
Mar. 11	Miami (OH)	L	1-3
Mar. 12	Purdue	L	0-1
Mar. 13	Northern Iowa	W	3-0
Mar. 13	Louisiana State	W	4-2
Mar. 13	Eastern Michigan	W	4-2
Mar. 14	Robert Morris	W	4-1
Mar. 14	Penn State	W	3-0
Mar. 14	Central Michigan	W	11-4
Mar. 15	Mississippi	W	4-2
Mar. 15	Umass	W	1-0
Mar. 17	Connecticut	W	6-4
Mar. 17	Connecticut	W	9-0
Mar. 20	North Carolina*	W	3-2
Mar. 20	North Carolina*	W	7-6
Mar. 25	Youngstown State	W	1-0
Mar. 25	Youngstown State	W	10-2
Mar. 27	vs. Wright State	W	8-3
Mar. 27	vs. Georgia State	W	8-0
Mar. 28	vs. Indiana State	W	6-1
Mar. 28	vs. Utah	W	2-1
Mar. 29	vs. Utah	L	1-4
Apr. 3	West Florida	W	2-1
Apr. 3	West Florida	W	5-3
Apr. 5	Georgia Tech*	W	3-2
Apr. 5	Georgia Tech*	W	4-1
Apr. 8	Florida	L	3-8
Apr. 8	Florida	W	5-3
Apr. 10	Florida A&M	L	1-3
Apr. 12	Auburn	W	5-1
Apr. 12	Auburn	W	8-3
Apr. 15	at Florida A&M	W	4-1
Apr. 18	at Virginia*	L	1-4
Apr. 18	at Virginia*	L	0-3
Apr. 19	at Maryland*	L	3-5
Apr. 19	at Maryland*	W	9-1
ACC Championship			
Apr. 23	Maryland	W	1-0
Apr. 24	Virginia	W	10-0
Apr. 25	Virginia	W	2-1
			-
May 6	at USF	W	2-1
May 6	at USF	L	2-3
NCAA Midwest Regional			
May 15	at Oklahoma State	L	0-4
May 16	vs. Stanford	L	0-1

1999 • (40-25-1, 6-2 ACC)

ACC Champions

Date	Opponent	Result	Score
Feb. 6	at Georgia Southern	L	1-3
Feb. 6	at Georgia Southern	W	2-0
Feb. 9	at Florida A&M	L	2-3
Feb. 12	vs. Utah State	W	12-3
Feb. 12	vs. Utah	L	1-5
Feb. 13	vs. California	L	0-4
Feb. 13	vs. Nebraska	L	1-4
Feb. 14	vs. UNLV	W	10-5
Feb. 19	Mercer	W	9-0
Feb. 19	Mercer	W	10-0
Feb. 23	at Auburn	W	4-2
Feb. 23	at Auburn	T	0-0
Feb. 26	vs. Colorado State	W	3-2
Feb. 26	vs. Nebraska	L	0-1
Feb. 27	vs. DePaul	L	3-5
Feb. 27	vs. Arizona State	L	0-2
Feb. 28	vs. Colorado State	L	4-5
Mar. 1	Campbell	W	5-0
Mar. 1	Campbell	W	2-0
Mar. 4	vs. Mississippi State	L	1-2
Mar. 5	vs. Hofstra	W	6-5
Mar. 6	vs. Michigan	L	0-5
Mar. 6	vs. Florida Atlantic	L	4-8
Mar. 7	vs. Georgia	W	5-0
Mar. 7	at USF	L	1-2
Mar. 10	Miami (OH)	W	2-0
Mar. 10	Miami (OH)	W	6-2
Mar. 12	vs. Western Illinois	L	0-1
Mar. 13	vs. Toledo	W	9-1
Mar. 13	vs. Furman	W	2-0
Mar. 14	vs. Maryland	W	2-0
Mar. 14	vs. Central Michigan	L	1-5
Mar. 16	Massachusetts	L	1-2
Mar. 16	Massachusetts	W	6-0
Mar. 18	Virginia*	W	8-2
Mar. 18	Virginia*	W	2-1
Mar. 22	Minnesota	W	5-0
Mar. 22	Minnesota	W	5-2
Mar. 24	Maryland*	W	4-1
Mar. 24	Maryland*	L	3-5
Mar. 27	Michigan State	L	0-3
Mar. 27	Troy	W	6-1
Mar. 28	Michigan State	L	4-5
Mar. 28	Troy	W	7-0
Apr. 1	at Florida A&M	W	2-1
Apr. 3	at Georgia Tech*	W	7-0
Apr. 3	at Georgia Tech*	W	8-5
Apr. 4	at Georgia	L	0-5
Apr. 4	at Georgia	W	6-0
Apr. 7	at Florida	L	0-2
Apr. 7	at Florida	W	6-4
Apr. 9	at North Carolina*	L	0-6
Apr. 9	at North Carolina*	W	8-3
Apr. 10	vs. Florida Atlantic	L	0-1
Apr. 11	vs. Southern Miss	L	0-1
Apr. 14	Florida A&M	W	10-1
Apr. 14	Florida A&M	L	3-8
Apr. 17	FIU	W	6-1
Apr. 17	FIU	W	1-0
May 4	vs. UNC-Charlotte	W	10-1
May 4	vs. UNC-Charlotte	W	12-5
May 6	USF	W	2-1
May 6	USF	W	5-1
ACC Championship			
May 14	vs. North Carolina	W	2-1
May 15	vs. Virginia	W	1-0
May 16	vs. Virginia	W	3-0

2000 • (51-27, 6-2 ACC)

ACC Champions
NCAA Regional

Date	Opponent	Result	Score
Feb. 6	Georgia Southern	W	8-0
Feb. 6	Georgia Southern	W	6-1
Feb. 9	at Florida A&M	W	9-0
Feb. 11	California	L	0-1
Feb. 12	Florida Atlantic	L	2-3
Feb. 12	Florida A&M	W	8-7
Feb. 13	Florida Atlantic	W	2-0
Feb. 13	California	L	0-1
Feb. 16	at Mercer	W	7-0
Feb. 16	at Mercer	W	7-4
Feb. 19	at Bethune-Cookman	W	9-0
Feb. 19	at Bethune-Cookman	W	1-0
Feb. 20	at Stetson	W	2-0
Feb. 20	at Stetson	W	8-2
Feb. 26	vs. Eastern Michigan	W	5-1
Feb. 26	at Florida Atlantic	W	2-0
Feb. 27	vs. Villanova	L	2-3
Feb. 27	vs. Furman	W	8-0
Mar. 3	vs. Fresno State	L	0-2
Mar. 3	vs. Harvard	W	6-2
Mar. 4	vs. Texas	L	0-1
Mar. 4	vs. Mississippi State	L	0-4
Mar. 5	vs. Louisiana	L	1-9
Mar. 7	at Pacific	L	2-5
Mar. 10	vs. UCLA	L	0-3
Mar. 10	vs. Mississippi	L	2-3
Mar. 11	vs. Cal Poly	L	4-5
Mar. 11	vs. UC-Riverside	L	1-2
Mar. 12	vs. Illinois State	W	1-0
Mar. 12	vs. Texas Tech	W	3-0
Mar. 15	Princeton	W	4-3
Mar. 15	Princeton	W	2-0
Mar. 17	Troy	W	2-1
Mar. 17	Miami of Ohio	W	8-0
Mar. 17	Kansas	L	1-4
Mar. 18	Northern Iowa	W	6-2
Mar. 18	Michigan	L	1-6
Mar. 22	Ohio	W	8-1
Mar. 22	Ohio	W	6-1
Mar. 24	vs. Louisiana	L	1-2
Mar. 24	at UT-Chattanooga	W	1-0
Mar. 25	vs. Wisconsin	W	3-0
Mar. 25	vs. Louisiana	L	2-6
Mar. 26	vs. Wisconsin	W	6-5
Mar. 26	at UT-Chattanooga	W	2-1
Apr. 1	Georgia Tech*	L	1-2
Apr. 1	Georgia Tech*	L	2-8
Apr. 2	FIU	L	2-4
Apr. 2	FIU	W	8-3
Apr. 5	Florida	W	6-3
Apr. 5	Florida	L	3-5
Apr. 8	Southern Miss	L	0-9
Apr. 8	Florida A&M	W	3-0
Apr. 9	Southern Miss	L	1-4
Apr. 9	Florida A&M	W	9-1
Apr. 12	at Florida A&M	W	7-0
Apr. 15	Auburn	W	7-0
Apr. 15	Auburn	L	4-5
Apr. 16	North Carolina*	W	10-9
Apr. 16	North Carolina*	W	5-4
Apr. 21	at East Carolina	W	1-0
Apr. 21	at East Carolina	W	7-0
Apr. 22	at Campbell	W	7-1
Apr. 22	at Campbell	W	9-1
ACC Championship			
Apr. 29	Maryland	W	6-2
Apr. 30	Virginia	L	2-4
May 1	Maryland	W	3-0
May 1	Virginia	W	3-1
May 1	Virginia	W	2-0
NCAA West Regional			
May 3	at Virginia*	W	3-2
May 3	at Virginia*	W	6-2
May 4	at Maryland*	W	10-3
May 4	at Maryland*	W	3-2

2001 • (58-12, 7-1 ACC)

NCAA Regional

Date	Opponent	Result	Score
Feb. 3	at Georgia Southern	W	8-0
Feb. 3	at Georgia Southern	W	4-0
Feb. 9	Florida A&M	W	1-0
Feb. 10	UT-Chattanooga	W	4-1
Feb. 10	FIU	L	1-2
Feb. 11	UT-Chattanooga	W	3-2
Feb. 11	FIU	W	3-2
Feb. 16	Kent State	L	4-8
Feb. 17	College of Charleston	W	8-0
Feb. 17	Boston College	W	1-0
Feb. 18	College of Charleston	W	9-1
Feb. 18	Boston College	W	5-4
Feb. 20	Mercer	W	4-0
Feb. 20	Mercer	W	2-0
Feb. 23	vs. Illinois	L	0-1
Feb. 23	at Florida Atlantic	L	1-2
Feb. 24	vs. Florida A&M	W	11-0
Feb. 24	vs. Maryland	W	5-3
Feb. 25	vs. Illinois	W	2-0
Feb. 25	at Florida Atlantic	W	1-0
Mar. 2	Central Michigan	W	3-1
Mar. 3	Northwestern	W	2-1
Mar. 3	Ball State	W	1-0
Mar. 4	Northwestern	W	8-2
Mar. 4	Central Michigan	W	2-0
Mar. 6	at Florida A&M	L	4-5
Mar. 9	vs. UC-Riverside	W	8-0
Mar. 9	at San Diego State	W	2-1
Mar. 14	Nebraska	L	0-3
Mar. 15	Iowa State	W	4-0
Mar. 16	Iowa State	W	6-0
Mar. 16	Syracuse	W	3-2
Mar. 17	Bethune-Cookman	W	3-2
Mar. 17	Troy	W	11-0
Mar. 20	Connecticut	W	8-0
Mar. 20	Connecticut	W	3-0
Mar. 28	Florida A&M	W	7-0
Mar. 31	at Georgia Tech*	W	7-0
Mar. 31	at Georgia Tech*	L	1-2
Apr. 1	at Georgia State	W	9-1
Apr. 1	at Georgia State	W	10-0
Apr. 6	at North Carolina*	W	2-0
Apr. 7	at North Carolina*	W	5-0
Apr. 7	vs. Florida Atlantic	W	5-4
Apr. 7	vs. East Carolina	W	2-0
Apr. 8	at North Carolina	L	2-3
Apr. 11	at Florida A&M	W	6-0
Apr. 14	at Jacksonville State	W	4-1
Apr. 14	at Jacksonville State	W	12-2
Apr. 17	Florida A&M	W	12-0
Apr. 18	at Florida	W	5-3
Apr. 18	at Florida	W	3-1
Apr. 21	East Carolina	W	9-2
Apr. 21	East Carolina	W	9-0
Apr. 28	Virginia*	W	8-0
Apr. 28	Virginia*	W	10-2
Apr. 30	at Troy	W	1-0
Apr. 30	at Troy	L	1-2
May 5	Maryland*	W	5-0
May 5	Maryland*	W	10-1
ACC Championship			
May 11	vs. Maryland	W	1-1
May 12	vs. North Carolina	L	0-2
May 13	vs. Maryland	W	4-0
May 13	vs. North Carolina	L	1-4
NCAA Tallahassee Regional			
May 17	Bethune-Cookman	W	6-2
May 18	Florida	W	6-2
May 19	California	L	0-1
May 19	Florida Atlantic	W	2-0
May 20	California	W	2-1
May 20	California	L	1-2



NINE WOMEN'S COLLEGE WORLD SERIES APPEARANCES • 14 ACC CHAMPIONSHIPS

YEAR-BY-YEAR RESULTS

2002 • (55-20, 6-0 ACC)

College World Series
NCAA Semifinalist

Date	Opponent	Result	Score
Feb. 3	Georgia Southern	W	7-0
Feb. 3	Georgia Southern	W	4-0
Feb. 5	at Mercer	W	2-0
Feb. 5	at Mercer	W	2-1
Feb. 8	Florida Atlantic	L	2-4
Feb. 8	Washington	L	4-6
Feb. 9	South Carolina	L	0-4
Feb. 9	Louisville	W	4-1
Feb. 15	Georgia	L	2-3
Feb. 15	Syracuse	W	6-3
Feb. 16	Penn St	W	4-0
Feb. 16	Maryland	W	2-1
Feb. 17	St. Johns	W	8-3
Feb. 22	vs. Texas Tech	L	1-4
Feb. 22	at New Mexico St.	W	5-0
Feb. 23	vs. Dayton	W	5-0
Feb. 23	at New Mexico St.	W	1-0
Feb. 24	vs. Dayton	W	12-0
Feb. 24	vs. Texas Tech	L	7-8
Feb. 27	at Florida A&M	W	7-3
Mar. 1	Kansas	W	5-4
Mar. 3	Texas	W	1-0
Mar. 3	Mississippi St.	L	0-2
Mar. 6	Pittsburgh	W	7-0
Mar. 8	Middle Tenn St.	W	2-1
Mar. 8	Iowa St	W	7-0
Mar. 9	Auburn	W	5-4
Mar. 9	Michigan	L	0-1
Mar. 9	Massachusetts	L	2-3
Mar. 11	Southern Illinois	W	2-1
Mar. 14	vs. Oklahoma	W	1-0
Mar. 14	vs. Rutgers	W	5-1
Mar. 15	at CS-Fullerton	L	1-8
Mar. 15	vs. Depaul	W	11-5
Mar. 16	vs. Washington	W	3-2
Mar. 17	vs. Texas	L	2-4
Mar. 20	Maine	W	6-2
Mar. 20	Maine	W	1-0
Mar. 22	vs. Campbell	W	8-0
Mar. 22	vs. UNC-Greensboro	W	3-1
Mar. 23	vs. Princeton	W	5-1
Mar. 23	vs. Ohio St.	L	1-2
Mar. 23	vs. UCF	W	10-2
Mar. 24	vs. Troy	L	2-4
Mar. 28	at Florida A&M	W	2-1
Apr. 6	Florida A&M	W	6-0
Apr. 6	Florida A&M	W	18-3
Apr. 11	UAB	W	9-0
Apr. 11	UAB	W	5-3
Apr. 13	Georgia Tech*	W	7-3
Apr. 13	Georgia Tech*	W	4-2
Apr. 17	Florida	L	1-7
Apr. 17	Florida	W	6-1
Apr. 20	North Carolina*	W	7-6
Apr. 20	North Carolina*	W	9-5
Apr. 28	Jacksonville State	W	3-0
Apr. 28	Jacksonville State	W	6-1
Apr. 30	at Virginia*	W	4-0
Apr. 30	at Virginia*	W	6-3
May 4	Troy	W	7-2
May 4	Troy	W	9-1
May 7	Florida Atlantic	W	3-2
May 7	Florida Atlantic	L	0-5

ACC Championship			
May 10	North Carolina	W	3-2
May 11	Georgia Tech	L	0-2
May 11	North Carolina	L	2-5

NCAA Tallahassee Regional			
May 16	Auburn	W	2-1
May 17	Georgia Tech	L	0-7
May 19	UT-Chattanooga	W	1-0
May 19	Georgia Tech	W	3-2
May 19	Georgia Tech	W	6-1

College World Series			
May 23	vs. UCLA	W	2-1
May 24	vs. California	L	0-1
May 25	vs. Nebraska	W	4-3
May 26	vs. Arizona	L	2-6

2003 • (46-11, 8-0 ACC)

ACC Champions
NCAA Regional

Date	Opponent	Result	Score
Feb. 1	at Georgia Southern	W	7-2
Feb. 1	at Georgia Southern	L	1-2
Feb. 4	Auburn	W	8-0
Feb. 4	Auburn	W	3-2
Feb. 7	Oregon	L	1-3
Feb. 7	Florida A&M	W	13-2
Feb. 8	Georgia	L	4-5(8)
Feb. 8	SE Louisiana	W	4-1
Feb. 14	Middle Tenn. St.	W	11-0
Feb. 14	Iowa State	W	3-1
Feb. 15	Middle Tenn. St.	W	6-3
Feb. 15	Iowa State	W	6-2
Feb. 18	at Florida A&M	W	5-0
Feb. 22	vs. Pacific	W	8-1
Feb. 22	vs. Oregon State	L	0-2
Feb. 23	vs. UMass	L	1-2
Feb. 26	Mercer	W	11-0
Feb. 28	Mississippi State	L	1-3
Mar. 2	Syracuse	W	6-1
Mar. 2	Pittsburgh	W	7-1
Mar. 5	at Troy	W	8-3
Mar. 5	at Troy	W	7-1
Mar. 7	Rutgers	W	6-0
Mar. 8	Winthrop	W	1-0
Mar. 8	Penn State	L	3-4
Mar. 12	vs. Long Beach State	W	4-0
Mar. 13	vs. Arizona	L	0-2
Mar. 14	vs. Louisiana	L	0-3
Mar. 22	vs. Princeton	W	5-1
Mar. 22	vs. Boston	W	2-1
Mar. 22	vs. Middle Tenn. St.	W	5-0
Mar. 23	vs. Georgia	W	4-3 (8)
Mar. 25	Maryland*	W	6-2
Mar. 25	Maryland*	W	3-2(10)
Mar. 27	at Florida A&M	W	9-2
Apr. 4	at Elon	W	6-0
Apr. 5	at North Carolina*	W	1-0
Apr. 5	at North Carolina*	W	4-0
Apr. 9	UCF	W	2-1 (9)
Apr. 9	UCF	W	2-0
Apr. 12	at Furman	W	6-0
Apr. 12	at Furman	W	12-0
Apr. 15	Florida A&M	W	8-0
Apr. 19	Jacksonville	W	9-0
Apr. 19	Jacksonville	W	2-0
Apr. 23	at Florida	W	5-0
Apr. 23	at Florida	W	7-3
Apr. 26	Virginia*	W	5-0
Apr. 26	Virginia*	W	12-1
May 4	at Georgia Tech*	W	4-0
May 4	at Georgia Tech*	W	6-0

ACC Championship			
May 9	Virginia	W	10-1
May 10	Georgia Tech	W	5-3
May 11	Virginia	W	10-2

NCAA Gainesville Regional			
May 15	vs. Texas-Arlington	L	0-1
May 16	vs. Oregon State	L	1-2

2004 • (62-12, 9-1 ACC)

ACC Champions
College World Series

Date	Opponent	Result	Score
Feb. 7	Illinois State	W	11-3
Feb. 7	Louisville	W	8-0
Feb. 8	Minnesota	W	3-0
Feb. 8	Florida A&M	W	9-1
Feb. 11	at Mercer	W	5-1
Feb. 11	at Mercer	W	8-2
Feb. 15	Southern Miss	W	5-1
Feb. 15	Southern Miss	W	9-1
Feb. 17	Georgia Southern	W	8-1
Feb. 17	Georgia Southern	W	4-0
Feb. 20	at Jacksonville	W	3-2
Feb. 20	at Jacksonville	L	1-2
Feb. 22	Florida A&M	W	8-0
Feb. 27	vs. Army	W	10-0
Feb. 27	vs. Texas	W	2-1
Feb. 28	vs. Washington	W	7-1
Feb. 28	vs. Oklahoma	W	3-2
Feb. 29	vs. South Carolina	W	3-1
Feb. 29	vs. LSU	L	3-4
Mar. 5	Penn State	W	8-0
Mar. 5	Rhode Island	W	11-0
Mar. 6	Louisiana	L	0-1
Mar. 6	St. John's	W	7-4
Mar. 7	Connecticut	W	8-0
Mar. 9	Connecticut	W	7-4
Mar. 11	Notre Dame	W	4-3
Mar. 12	Texas A&M	W	8-0
Mar. 12	Robert Morris	W	9-1
Mar. 13	St. Joseph's	W	7-0
Mar. 13	Central Michigan	W	9-0
Mar. 13	St. Joseph's	W	14-0
Mar. 14	Michigan	W	1-0
Mar. 16	Troy	W	11-2
Mar. 16	Troy	W	6-2
Mar. 18	vs. Arizona State	W	1-0
Mar. 18	vs. Nebraska	L	0-1
Mar. 19	vs. UNLV	W	2-1
Mar. 20	vs. Fresno State	W	3-0
Mar. 20	at CS-Fullerton	W	3-0
Mar. 25	FIU	W	5-1
Mar. 25	FIU	W	11-0
Mar. 30	at Florida A&M	W	12-0
Apr. 3	Georgia Tech*	W	4-0
Apr. 3	Georgia Tech*	W	2-1
Apr. 5	at Florida A&M	W	12-0
Apr. 7	Florida	W	2-0
Apr. 10	at UCF	W	2-1
Apr. 10	at UCF	W	3-2
Apr. 14	Florida A&M	W	12-0
Apr. 17	at Virginia*	W	1-0
Apr. 17	at Virginia*	L	4-5
Apr. 18	Maryland*	W	7-0
Apr. 18	Maryland*	W	2-1
Apr. 24	North Carolina*	W	1-0
Apr. 24	North Carolina*	W	5-0
May 1	NC State*	W	8-0
May 1	NC State*	W	4-0
May 3	at Auburn	L	0-1
May 3	at Auburn	W	4-0
May 8	at Michigan	L	1-2
May 8	at Michigan	L	0-1
May 10	at Eastern Michigan	W	2-0
May 10	at Eastern Michigan	L	5-6

ACC Championship			
May 14	at Georgia Tech	W	3-2
May 15	at North Carolina	W	8-0
May 16	at Georgia Tech	W	3-1

NCAA Tallahassee Regional			
May 20	vs. Long Island	W	4-0
May 21	vs. CS-Northridge	W	1-0
May 22	vs. Oregon	W	5-4
May 23	vs. Oregon	L	0-1
May 23	vs. Oregon	W	2-0

College World Series			
May 27	vs. California	L	2-4
May 29	vs. Washington	W	2-0
May 30	vs. LSU	L	1-2

2005 • (35-28, 11-6 ACC)

NCAA Regional

Date	Opponent	Result	Score
Feb. 9	at Florida A&M	W	5-2
Feb. 9	at Florida A&M	L	7-10
Feb. 11	Missouri	L	2-3 (9)
Feb. 11	Nicholls State	W	2-0
Feb. 12	Nicholls State	W	7-3
Feb. 12	Missouri	L	3-6
Feb. 15	at Georgia Southern	L	0-1
Feb. 15	at Georgia Southern	W	3-0
Feb. 18	South Carolina	W	4-2
Feb. 18	Syracuse	W	5-4 (8)
Feb. 19	SE Louisiana	W	6-0
Feb. 19	Syracuse	L	1-2
Feb. 25	vs. Lehigh	W	5-1
Feb. 25	vs. Michigan State	W	4-1
Feb. 26	vs. Oklahoma	L	0-3
Feb. 26	vs. Fresno State	W	2-0
Mar. 2	Maine	W	1-0
Mar. 2	Maine	W	5-2
Mar. 4	at North Carolina*	W	2-0
Mar. 4	at North Carolina*	W	6-3
Mar. 5	at North Carolina*	L	2-3
Mar. 7	at NC State*	W	5-2
Mar. 7	at NC State*	L	1-2
Mar. 11	Iowa State	W	1-0
Mar. 11	Saint Joseph's	W	4-0
Mar. 12	Radford	W	4-0
Mar. 12	Eastern Kentucky	W	13-5
Mar. 13	Southern Illinois	L	0-4
Mar. 17	vs. Texas	L	2-7
Mar. 17	vs. Long Beach State	W	5-1
Mar. 18	vs. Arizona	L	0-6
Mar. 19	vs. Syracuse	L	3-4
Mar. 26	at Georgia Tech*	L	0-2
Mar. 26	at Georgia Tech*	L	1-3
Mar. 27	at Georgia Tech*	L	0-5
Mar. 30	Jacksonville	L	2-5
Mar. 30	Jacksonville	W	11-0
Apr. 2	Virginia Tech*	W	4-2
Apr. 2	Virginia Tech*	W	3-2
Apr. 3	Virginia Tech*	W	5-2
Apr. 13	UCF	L	1-2
Apr. 13	UCF	W	1-0
Apr. 16	Maryland*	W	1-0
Apr. 16	Maryland*	L	2-7
Apr. 17	Maryland*	W	2-0
Apr. 18	Florida A&M	W	4-1
Apr. 20	Florida A&M	W	5-1
Apr. 23	Virginia*	W	5-3
Apr. 23	Virginia*	W	4-0
Apr. 24	Virginia*	W	3-2
May 1	at Troy	L	3-5
May 1	at Troy	L	1-3
May 3	at Florida	L	4-7
May 3	at Florida	L	0-2
May 6	at BYU	W	12-3
May 6	at BYU	L	2-5
May 7	at Utah	L	5-8

ACC Championship			
May 12	vs. Virginia Tech	L	2-3
May 13	at Maryland	L	0-2

NCAA Auburn Regional			
May 20	at Auburn	W	5-0
May 21	vs. Baylor	L	5-8
May 22	at Auburn	W	2-0
May 27	vs. Baylor	L	3-5



1981 & 1982 AIAW NATIONAL CHAMPIONS • 29 NCAA APPEARANCES • 42 ALL-AMERICANS

YEAR-BY-YEAR RESULTS

2006 • (44-30, 10-10 ACC)
NCAA Super Regional

2007 • (44-25, 13-7 ACC)
NCAA Regional

2008 • (38-28, 12-9 ACC)
NCAA Regional

2009 • (44-16, 17-4 ACC)
NCAA Regional

Table with columns: Date, Opponent, Result, Score. Rows include games from Feb 10 to May 27, covering ACC Championship, NCAA Athens Regional, and NCAA Tempe Super Regional.

Table with columns: Date, Opponent, Result, Score. Rows include games from Feb 9 to May 19, covering ACC Championship and NCAA Tuscaloosa Regional.

Table with columns: Date, Opponent, Result, Score. Rows include games from Feb 8 to Apr 30, covering ACC Championship and NCAA Tuscaloosa Regional.

Table with columns: Date, Opponent, Result, Score. Rows include games from Feb 6 to May 16, covering ACC Championship and NCAA Tallahassee Regional.



NINE WOMEN'S COLLEGE WORLD SERIES APPEARANCES • 14 ACC CHAMPIONSHIPS

YEAR-BY-YEAR RESULTS

2010 • (44-18, 12-9 ACC)
NCAA Regional

Table with columns: Date, Opponent, Result, Score. Rows include games against Southern Miss, Bowling Green, Iona, Mercer, etc.

ACC Championship table with columns: Date, Opponent, Result, Score.

NCAA Athens Regional table with columns: Date, Opponent, Result, Score.

2011 • (32-28, 9-11 ACC)
ACC Champions
NCAA Regional

Table with columns: Date, Opponent, Result, Score. Rows include games against UNC-Greensboro, St. John's, Hofstra, etc.

ACC Championship table with columns: Date, Opponent, Result, Score.

NCAA Athens Regional table with columns: Date, Opponent, Result, Score.

2012 • (47-16, 16-5 ACC)
NCAA Regional

Table with columns: Date, Opponent, Result, Score. Rows include games against Stephen F. Austin, Mississippi, Tennessee Tech, etc.

ACC Championship table with columns: Date, Opponent, Result, Score.

NCAA Los Angeles Regional table with columns: Date, Opponent, Result, Score.

2013 • (44-19, 18-2 ACC)
NCAA Super Regional

Table with columns: Date, Opponent, Result, Score. Rows include games against Florida A&M, North Florida, Bethune-Cookman, etc.

ACC Championship table with columns: Date, Opponent, Result, Score.

NCAA Mobile Regional table with columns: Date, Opponent, Result, Score.

NCAA Austin Super Regional table with columns: Date, Opponent, Result, Score.



YEAR-BY-YEAR RESULTS

2014 • (55-9, 24-3 ACC)
ACC Champions
College World Series

Date	Opponent	Result	Score
Feb. 7	vs. Nebraska	L	3-4
Feb. 7	at New Mexico State	W	11-0
Feb. 8	vs. UTEP	W	8-0
Feb. 8	vs. St. Mary's	W	12-3
Feb. 9	vs. Nebraska	W	5-1
Feb. 14	Southern Miss	W	5-1
Feb. 14	North Dakota State	W	4-1
Feb. 15	North Dakota State	W	9-0
Feb. 15	Southern Miss	W	11-0
Feb. 16	Southern Miss	W	12-0
Feb. 16	North Dakota State	W	5-0
Feb. 19	UCF	W	6-1
Feb. 21	Charleston Southern	W	8-2
Feb. 22	UC Santa Barbara	W	5-2
Feb. 26	at Auburn	W	5-4
Feb. 28	vs. Houston	W	7-1
Feb. 28	vs. Purdue	W	2-1
Mar. 1	vs. Purdue	W	4-1
Mar. 1	at Alabama	L	0-1
Mar. 2	at Alabama	W	5-1
Mar. 8	at Virginia*	L	9-11
Mar. 8	at Virginia*	W	8-0
Mar. 9	at Virginia*	W	15-0
Mar. 11	vs. Virginia Tech*	W	12-0
Mar. 11	vs. Virginia Tech*	L	4-5
Mar. 12	at Florida Gulf Coast	W	5-0
Mar. 15	NC State*	W	4-1
Mar. 15	NC State*	W	4-2
Mar. 16	NC State*	W	5-1
Mar. 19	at UNF	W	11-1
Mar. 19	at UNF	W	8-0
Mar. 22	at Boston College*	W	5-1
Mar. 22	at Boston College*	W	5-1
Mar. 23	at Boston College*	W	8-0
Mar. 26	Florida A&M	W	8-0
Mar. 30	at North Carolina*	W	6-0
Mar. 30	at North Carolina*	W	5-3
Mar. 31	at North Carolina*	W	5-1
Apr. 2	at Florida	W	3-2 (8)
Apr. 5	Maryland*	W	10-2
Apr. 5	Maryland*	W	14-6
Apr. 6	Maryland*	W	7-5
Apr. 9	Florida	L	2-4
Apr. 13	at Notre Dame*	L	5-8
Apr. 13	at Notre Dame*	W	9-7 (9)
Apr. 16	at Pitt*	W	5-2
Apr. 16	at Pitt*	W	10-3
Apr. 19	Syracuse*	W	7-1
Apr. 19	Syracuse*	W	5-0
Apr. 20	Syracuse*	W	9-1
Apr. 26	Georgia Tech*	W	5-1
Apr. 26	Georgia Tech*	W	4-0
Apr. 27	Georgia Tech*	W	3-0

ACC Championship

May 8	vs. Georgia Tech	W	11-5
May 9	vs. North Carolina	W	9-1
May 10	vs. Notre Dame	W	3-1

NCAA Tallahassee Regional

May 16	vs. Fordham	W	6-1
May 17	vs. USF	W	2-0 (11)
May 18	vs. USF	W	2-1

NCAA Tallahassee Super Regional

May 22	vs. Michigan	L	3-17
May 23	vs. Michigan	W	6-0
May 23	vs. Michigan	W	4-2

Women's College World Series

May 29	vs. Oregon	L	0-3
May 31	vs. Baylor	L	2-7

2015 • (49-14, 20-3 ACC)
ACC Champions
NCAA Super Regional

Date	Opponent	Result	Score
Feb. 7	Georgia Southern	W	8-0
Feb. 7	Kentucky	W	3-2
Feb. 8	Kentucky	L	1-3
Feb. 8	Georgia Southern	W	4-0
Feb. 10	at Florida A&M	W	12-5
Feb. 13	Nebraska	W	4-1
Feb. 13	Western Kentucky	W	2-1
Feb. 14	Michigan	L	5-6
Feb. 14	Michigan	L	1-2
Feb. 15	Nebraska	W	3-2
Feb. 19	vs. Tennessee	L	1-4
Feb. 19	vs. South Carolina	W	4-3
Feb. 20	vs. Oklahoma State	W	4-1
Feb. 21	vs. California	L	6-7
Feb. 21	vs. UCLA	W	5-1
Feb. 28	Boston College	W	5-0
Feb. 28	Boston College	W	2-1
Mar. 1	Boston College	W	5-1
Mar. 6	vs. Coastal Carolina	W	9-0
Mar. 6	vs. Bethune-Cookman	W	12-0
Mar. 7	vs. Hofstra	W	2-1
Mar. 7	at Florida Atlantic	W	1-0
Mar. 8	vs. Coastal Carolina	W	8-0
Mar. 10	at Florida Atlantic	W	12-0
Mar. 12	USC Upstate	W	2-0
Mar. 14	Notre Dame	W	4-1
Mar. 14	Notre Dame	W	7-3
Mar. 15	Notre Dame	L	0-12
Mar. 17	Colgate	W	8-0
Mar. 18	Troy	L	4-6
Mar. 21	at Virginia Tech	W	7-6
Mar. 21	at Virginia Tech	W	7-5
Mar. 22	at Virginia Tech	W	5-2
Mar. 25	Auburn	W	10-7
Mar. 25	Auburn	L	4-10
Mar. 28	Pittsburgh	W	8-0
Mar. 28	Pittsburgh	W	7-0
Mar. 29	Pittsburgh	W	3-0
Apr. 1	Florida A&M	W	11-0
Apr. 3	at NC State	W	6-5
Apr. 3	at NC State	W	10-1
Apr. 4	at NC State	L	4-9
Apr. 8	Florida	L	1-5
Apr. 11	Louisville	L	0-1
Apr. 12	Louisville	W	9-1
Apr. 18	Virginia	W	9-1
Apr. 18	Virginia	W	8-0
Apr. 19	Virginia	W	8-0
Apr. 22	at Florida	L	0-5
Apr. 25	at Georgia Tech	W	2-1
Apr. 25	at Georgia Tech	W	3-2
Apr. 26	at Georgia Tech	W	8-1
Apr. 27	at Georgia State	W	6-3
May 3	at North Florida	W	15-1

ACC Championship

May 7	vs. Boston College	W	4-2
May 8	vs. NC State	W	11-4
May 9	vs. Pittsburgh	W	6-2

NCAA Tallahassee Regional

May 15	Dartmouth	W	5-1
May 16	UCF	W	2-1
May 17	UCF	W	5-0

NCAA Knoxville Super Regional

May 21	at Tennessee	L	2-3
May 22	at Tennessee	W	6-1
May 22	at Tennessee	L	1-2

2016 • (55-10, 21-2 ACC)
ACC Champions
College World Series
NCAA Semifinalist

Date	Opponent	Result	Score
Feb. 12	vs. St. John's	W	5-2
Feb. 12	at FIU	W	7-1
Feb. 13	vs. LIU Brooklyn	W	12-0
Feb. 13	vs. Illinois	L	1-5
Feb. 14	vs. Valparaiso	W	16-5
Feb. 17	Stephen F. Austin	W	11-0
Feb. 19	Michigan	L	2-6
Feb. 20	Michigan	L	3-10
Feb. 20	Minnesota	W	5-4
Feb. 21	Minnesota	W	2-0
Feb. 24	Florida A&M	W	10-1
Feb. 26	Hofstra	W	8-0
Feb. 26	Bradley	W	14-0
Feb. 27	UAB	W	10-0
Feb. 27	Bradley	W	9-0
Feb. 28	UAB	W	10-0
Mar. 4	at UCLA	W	3-0
Mar. 5	at CSUN	W	12-3
Mar. 5	vs. UC Davis	W	17-3
Mar. 6	vs. CSUN	W	10-0
Mar. 8	at Cal State Fullerton	W	10-1
Mar. 12	vs. Tulsa	W	8-0
Mar. 12	vs. Cal Poly	W	3-1
Mar. 19	Syracuse*	W	4-2
Mar. 19	Syracuse*	W	4-1
Mar. 20	Syracuse*	W	3-0
Mar. 25	at North Carolina*	W	15-6
Mar. 26	at North Carolina*	W	9-6
Mar. 26	at North Carolina*	W	12-5
Apr. 3	at Notre Dame*	W	14-5
Apr. 3	at Notre Dame*	L	4-5
Apr. 6	Jacksonville	W	4-0
Apr. 8	NC State*	W	10-2
Apr. 9	NC State*	W	5-4
Apr. 10	NC State*	W	12-4
Apr. 13	Florida	L	0-1 (12)
Apr. 16	at Boston College*	W	10-2
Apr. 16	at Boston College*	W	2-0
Apr. 17	at Boston College*	W	9-6
Apr. 20	at Auburn	L	6-9
Apr. 20	at Auburn	W	4-3
Apr. 23	Virginia Tech*	W	2-0
Apr. 23	Virginia Tech*	W	3-1
Apr. 24	Virginia Tech*	W	13-1
Apr. 26	UCF	W	7-1
Apr. 30	at Pittsburgh*	W	16-11
Apr. 30	at Pittsburgh*	W	4-3
May 1	at Pittsburgh*	W	15-5
May 4	Florida	L	1-7
May 5	Florida A&M	W	12-3
May 7	Louisville*	L	0-4
May 7	Louisville*	W	9-0
May 8	Louisville*	W	4-3

ACC Championship

May 12	vs. Pittsburgh	W	8-0
May 13	vs. North Carolina	W	7-1
May 14	vs. Notre Dame	W	7-3

NCAA Tallahassee Regional

May 20	Florida A&M	W	1-0
May 21	South Carolina	W	4-0
May 22	South Carolina	W	2-1

NCAA Tallahassee Super Regional

May 27	Utah	W	6-2
May 28	Utah	W	3-0

Women's College World Series

Jun 2	vs. Georgia	L	4-5
Jun 4	vs. UCLA	W	8-4
Jun 5	vs. Michigan	W	1-0
Jun 5	vs. Auburn	L	7-8 (8)





NINE WOMEN'S COLLEGE WORLD SERIES APPEARANCES • 14 ACC CHAMPIONSHIPS

SERIES RECORDS

ACC SERIES RECORDS

BOSTON COLLEGE: (FSU LEADS 35-2)

Table with columns for year, result (W/L), score, and status (H/N/A*). Includes home, away, and neutral records.

GEORGIA TECH: (FSU LEADS 55-26)

Table with columns for year, result (W/L), score, and status (H/N/A*). Includes home, away, and neutral records.

Table with columns for year, result (W/L), score, and status (H/N/A*). Includes home, away, and neutral records.

LOUISVILLE: (FSU LEADS 6-4)

Table with columns for year, result (W/L), score, and status (H/N/A*). Includes home, away, and neutral records.

NORTH CAROLINA: (FSU LEADS 67-24)

Table with columns for year, result (W/L), score, and status (H/N/A*). Includes home, away, and neutral records.

Table with columns for year, result (W/L), score, and status (H/N/A*). Includes home, away, and neutral records.

NC STATE: (FSU LEADS 32-11)

Table with columns for year, result (W/L), score, and status (H/N/A*). Includes home, away, and neutral records.

Table with columns for year, result (W/L), score, and status (H/N/A*).

NOTRE DAME: (FSU LEADS 9-5)

Table with columns for year, result (W/L), score, and status (H/N/A*).

PITT: (FSU LEADS 12-0)

Table with columns for year, result (W/L), score, and status (H/N/A*).

SYRACUSE: (FSU LEADS 12-2)

Table with columns for year, result (W/L), score, and status (H/N/A*).

VIRGINIA: (FSU LEADS 78-18)

Table with columns for year, result (W/L), score, and status (H/N/A*).



SERIES RECORDS

.....	W	8-0	A*
.....	L	4-5	A*
.....	L	0-2	N#
.....	W	1-0	N#
.....	L	0-3	N#
1995.....	W	2-1	N
.....	W	3-2	H*
.....	W	3-0	H*
1996.....	W	8-0	A*
.....	W	5-4	A*
1997.....	W	8-0	H*
.....	L	3-6	H*
1998.....	L	1-4	A*
.....	L	0-3	A*
.....	W	10-0	N#
.....	W	2-1	N#
1999.....	W	8-2	H*
.....	W	2-1	H*
.....	W	1-0	N#
.....	W	3-0	N#
2000.....	L	2-4	N#
.....	W	3-1	N#
.....	W	2-0	N#
.....	W	3-2	A*
.....	W	6-2	A*
2001.....	W	8-0	H*
.....	W	10-2	H*
2002.....	W	4-0	A*
.....	W	6-3	A*
2003.....	W	5-0	H*
.....	W	12-1	H*
.....	W	10-1	H#
.....	W	10-2	H#
2004.....	W	1-0	A*
.....	L	4-5	A*
2005.....	W	5-3	H*
.....	W	4-0	H*
.....	W	3-2	H*
2006.....	L	0-1	A*
.....	W	8-5	A*
2007.....	W	8-2	H*
.....	W	4-2	H*
.....	W	8-0	H*
2008.....	W	9-1	A*
.....	W	8-3	A*
.....	W	5-1	A*
2009.....	W	3-1	H*
.....	W	12-4	H*
.....	W	5-1	H*
2010.....	L	1-2	A*
.....	W	9-6	A*
.....	W	2-1	A*
2011.....	W	8-0	H*
.....	L	1-2	H*
.....	W	6-1	H*
.....	W	12-5	N#
2012.....	W	5-0	A*
.....	W	2-0	A*
.....	W	3-1	A*
2013.....	W	3-2 (8)	H*
.....	W	10-2	H*
.....	W	2-0	H*
2014.....	L	9-11	A*
.....	W	8-0	A*
.....	W	15-0	A*
2015.....	W	9-1	H*
.....	W	8-0	H*
.....	W	8-0	H*

VIRGINIA TECH: (FSU LEADS 24-16)

Home: 10-5...Away: 11-7...Neutral: 3-4			
ACC: 22-13			
2005.....	W	4-2	H*
.....	W	3-2	H*
.....	W	5-2	H*
.....	L	2-3 (14)	N#
2006.....	L	0-2	A*
.....	L	2-10 (5)	A*
.....	W	9-6	A*
2007.....	L	0-1	H*
.....	W	10-2	H*
.....	L	0-1	H*
.....	L	0-4	N#
2008.....	L	0-3	A*
.....	L	1-3	A*
.....	W	2-0	A*
.....	L	0-2	N#
2009.....	W	6-0	H*
.....	W	3-2	H*
.....	L	0-2	H*
2010.....	L	7-8	A*
.....	L	4-5	A*
.....	W	3-1	A*
.....	W	5-3	N#
2011.....	W	1-0	H*

.....	L	1-2 (10)	H*
.....	L	3-4 (8)	H*
.....	W	9-2	N#
2012.....	L	5-11	A*
.....	W	7-3	A*
.....	W	3-1	A*
2013.....	W	4-2	A*
.....	W	11-0	A*
.....	W	4-3	A*
2014.....	W	12-0	N*
.....	L	4-5	N*
2015.....	W	7-6	A*
.....	W	7-5	A*
.....	W	5-2	A*
2016.....	W	2-0	H*
.....	W	3-1	H*
.....	W	13-1	H*

NON-CONFERENCE

ADELPHI: (FSU LEADS 5-1)

Home: 2-0...Away: 0-0...Neutral: 3-1			
1985.....	L	0-2	N
1987.....	W	1-0 (9)	N^
.....	W	3-1 (13)	N^
1990.....	W	4-0	H
1992.....	W	12-2	N
.....	W	5-0	H

ALABAMA: (ALABAMA LEADS 5-3)

Home: 0-0...Away: 2-5...Neutral: 1-0			
1997.....	W	2-0	A
.....	L	5-6	A
1998.....	W	4-1	N
2007.....	L	3-6	A^
2011.....	L	0-8	A
.....	L	2-9	A
2014.....	L	0-1	A
.....	W	5-1	A

APPALACHIAN STATE: (FSU LEADS 5-0)

Home: 4-0...Away: 0-0...Neutral: 1-0			
2007.....	W	4-2	N
2008.....	W	2-0	H
2009.....	W	6-0	H
2013.....	W	8-7	H
.....	W	3-0	H

ARIZONA: (ARIZONA LEADS 11-0)

Home: 0-0...Away: 0-2...Neutral: 0-9			
1991.....	L	0-8	A
1992.....	L	0-2	N
1995.....	L	1-7	A
.....	L	0-15	N^
1996.....	L	4-8	N
.....	L	6-9	N^
.....	L	3-10	N^
2002.....	L	2-6 (11)	N%
2003.....	L	0-2	N
2005.....	L	0-6	N
2008.....	L	2-13	N

ARIZONA STATE: (ASU LEADS 6-4)

Home: 0-0...Away: 0-2...Neutral: 4-4			
1986.....	L	0-2	N
1989.....	L	3-7 (9)	N
.....	W	3-2	N
1998.....	L	1-6	N
1999.....	L	0-2	N
2004.....	W	1-0	N
2006.....	W	1-0 (10)	N
.....	L	1-6	A^
.....	L	1-5	A^
2008.....	W	3-2	N

ARKANSAS: (FSU LEADS 2-0)

Home: 1-0...Away: 0-0...Neutral: 1-0			
1997.....	W	4-0	N
2013.....	W	9-1	H

ARMY: (FSU LEADS 1-0)

Home: 0-0...Away: 0-0...Neutral: 1-0			
2004.....	W	10-0	N

AUBURN: (FSU LEADS 16-10-1)

Home: 6-4...Away: 8-5-1...Neutral: 2-1			
1997.....	W	2-0	A
.....	L	1-2	A
1998.....	W	5-1	H
.....	W	8-3	H
1999.....	W	4-2	A
.....	T	0-0	A
2000.....	W	7-0	H
.....	L	4-5	H
2002.....	W	5-4	N
.....	W	2-1	N^
2003.....	W	8-0	H
.....	W	3-2(10)	H
2004.....	L	1-0	A
.....	W	4-0	A
2005.....	W	5-0	A^
.....	W	2-0	A^
2006.....	L	2-7	H
2007.....	L	2-7	A
2010.....	L	0-1 (9)	H
2011.....	L	3-5	A
2013.....	W	6-3	A
2014.....	W	5-4	A
2015.....	W	10-7	H
.....	L	4-10	H
2016.....	L	6-9	A
.....	W	4-3	A
.....	L	7-8 (8)	N%

AUSTIN PEAY: (FSU LEADS 1-0)

Home: 0-0...Away: 0-0...Neutral: 1-0			
1990.....	W	5-1	N

BALL STATE: (FSU LEADS 8-0-1)

Home: 4-0...Away: 0-0...Neutral: 4-0-1			
1985.....	T	0-0	N
1986.....	W	4-0	H
.....	W	3-2	H
1991.....	W	5-0	H
1992.....	W	2-0	N
.....	W	9-0	N
1996.....	W	4-2	N
1997.....	W	4-0	N
2001.....	W	1-0	H

BAYLOR: (BAYLOR LEADS 5-2)

Home: 0-0...Away: 0-0...Neutral: 2-5			
1984.....	L	2-3	N
1985.....	L	4-5	N
1987.....	W	10-0	N
.....	W	8-1	N
2005.....	L	5-9	N^
.....	L	3-5	N^
2014.....	L	2-7	N%

BETHUNE-COOKMAN: (FSU LEADS 8-0)

Home: 4-0...Away: 2-0...Neutral: 2-0			
2000.....	W	9-0	A
.....	W	1-0	A
2001.....	W	3-2	H
.....	W	6-2	N^
2008.....	W	14-3	H
2009.....	W	3-2	H
2013.....	W	20-0	H
2015.....	W	12-0	N

BOSTON UNIVERSITY: (FSU LEADS 1-0)

Home: 0-0...Away: 0-0...Neutral: 1-0			
2003.....	W	2-1(9)	N

BOWLING GREEN: (FSU LEADS 9-0)

Home: 8-0...Away: 0-0...Neutral: 1-0			
1987.....	W	4-0	H
.....	W	12-2	H
.....	W	3-1	H
1991.....	W	2-0	H
.....	W	9-0	H
1992.....	W	4-0	H
2009.....	W	3-0	N
2010.....	W	9-0	H
.....	W	8-1	H

BRADLEY: (FSU LEADS 11-0)

Home: 10-0...Away: 0-0...Neutral: 1-0			
1985.....	W	2-0	H
.....	W	3-1	H
.....	W	1-0	H
1987.....	W	2-0	N
1991.....	W	2-0	H
1992.....	W	3-2	H
1996.....	W	4-1	H
.....	W	7-2	H
1997.....	W	4-0	H
2016.....	W	14-0	H
.....	W	9-0	H

BRIGHAM YOUNG: (FSU LEADS 2-1)

Home: 0-0...Away: 1-1...Neutral: 1-0			
2005.....	W	12-3	A
.....	L	2-5	A
2011.....	W	6-4	N

BROWN: (FSU LEADS 2-0)

Home: 2-0...Away: 0-0...Neutral: 0-0			
1985.....	W	14-0	H
.....	W	14-2	H

CALIFORNIA: (CAL LEADS 12-1)

Home: 1-4...Away: 0-0...Neutral: 0-8			
1991.....	L	0-4	N
1992.....	L	0-3	N%
1998.....	L	1-4	N
1999.....	L	0-4	N
2000.....	L	0-1	H
.....	L	0-1	H
2001.....	L	0-1	H
.....	W	2-1	H
.....	L	1-2 (10)	H
2002.....	L	0-1	N%
2004.....	L	4-2	N%
2007.....	L	6-13	N
2015.....	L	6-7	N

CAL POLY: (FSU LEADS 2-1)

Home: 0-0...Away: 0-0...Neutral: 2-1			
1993.....	W	1-0	N
2000.....	L	4-5	N
2016.....	W	3-1	N

UC-DAVIS: (FSU LEADS 1-0)

Home: 0-0...Away: 1-0...Neutral: 1-0			
2016.....	W	17-3	N

UC-RIVERSIDE: (FSU LEADS 2-0)

Home: 1-0...Away: 0-0...Neutral: 1-0			
2001.....	W	8-0	N
2009.....	W	13-2	H

UC-SANTA BARBARA: (FSU LEADS 3-0)

Home: 1-0...Away: 0-0...Neutral: 2-0			
2012.....	W	5-1	N
.....	W	13-4	N
2014.....	W	5-2	H



SERIES RECORDS

CAL STATE FULLERTON: (FULLERTON LEADS 8-5)

Home: 0-0...Away: 3-5...Neutral: 2-3
1987.....L.....0-3.....N%
1992.....L.....4-5.....A
1993.....W.....4-1.....N
1994.....L.....0-7.....A
1995.....L.....5-9.....N
1996.....L.....11-12.....N
1997.....W.....4-2.....N
2002.....L.....1-8.....A
2004.....W.....3-0.....A
2006.....L.....1-6.....A
2007.....L.....3-4.....A
2008.....W.....4-1.....A
2016.....W.....10-1.....A

CAL STATE NORTHRIDGE: (CSN LEADS 4-3)

Home: 1-0...Away: 1-0...Neutral: 1-4
1991.....L.....0-1.....N
1996.....L.....1-2.....N
1998.....L.....3-4.....N
2004.....W.....1-0.....H^
2007.....L.....3-4.....N
2016.....W.....12-3.....A
.....W.....10-0.....N

CAMPBELL: (FSU LEADS 9-0)

Home: 2-0...Away: 2-0...Neutral: 5-0
1995.....W.....4-0.....N
.....W.....7-1.....N
1996.....W.....6-1.....N
1997.....W.....4-1.....N
1999.....W.....5-0.....H
.....W.....2-0.....H
2000.....W.....7-1.....A
.....W.....9-1.....A
2002.....W.....8-0.....N

CENTRAL MICHIGAN: (FSU LEADS 8-2)

Home: 3-1...Away: 0-0...Neutral: 5-1
1987.....L.....0-1.....N%
1988.....W.....6-2.....N
1990.....W.....1-0.....N
1993.....W.....5-0.....N
1998.....W.....10-1.....N
.....W.....11-4.....H
1999.....L.....1-5.....H
2001.....W.....3-1.....H
.....W.....2-0.....H
2004.....W.....9-0.....N

CHARLESTON SOUTHERN: (FSU LEADS 1-0)

Home: 1-0...Away: 0-0...Neutral: 0-0
2014.....W.....8-2.....H

COASTAL CAROLINA: (FSU LEADS 9-0)

Home: 2-0...Away: 0-0...Neutral: 7-0
1993.....W.....8-0.....N
.....W.....9-1.....N
1997.....W.....12-2.....N
.....W.....2-1.....N
2006.....W.....7-2.....N^
2010.....W.....4-0.....H
2012.....W.....6-1.....H
2015.....W.....9-0.....N
.....W.....8-0.....N

COLGATE: (FSU LEADS 1-0)

Home: 1-0...Away: 0-0...Neutral: 0-0
2015.....W.....8-0.....H

COLLEGE OF CHARLESTON: (FSU LEADS 2-0)

Home: 2-0...Away: 0-0...Neutral: 0-0
2001.....W.....8-0.....H
.....W.....9-1.....H

COLORADO STATE: (SERIES TIED 1-1)

Home: 0-0...Away: 0-0...Neutral: 1-1
1999.....W.....3-2.....N
.....L.....4-5.....N

CONNECTICUT: (FSU LEADS 27-4)

Home: 21-2...Away: 3-0...Neutral: 3-2
1989.....W.....3-0.....H
1990.....L.....1-3.....H
1991.....W.....2-1.....H
.....W.....1-0.....H
.....W.....2-0.....N
1992.....W.....1-0.....A
.....W.....4-3.....A
1993.....W.....1-0.....H
.....W.....8-0.....H
.....L.....1-4.....N
.....L.....1-2.....N%
1994.....W.....4-1.....A
1996.....W.....3-0.....H
.....W.....6-0.....H
1997.....W.....10-3.....N
.....W.....2-1.....H
.....L.....0-1.....H
.....W.....8-2.....H
1998.....W.....6-4.....H
.....W.....9-0.....H
2001.....W.....8-0.....H
.....W.....3-0.....H
2004.....W.....8-0.....H
.....W.....7-4.....H
2006.....W.....8-2.....H
.....W.....1-0.....H
.....W.....5-3.....H
2008.....W.....2-1.....H
.....W.....2-1.....H
.....W.....7-0.....H
2010.....W.....5-4.....N

CREIGHTON: (FSU LEADS 2-1)

Home: 1-0...Away: 1-1...Neutral: 0-0
1988.....W.....4-0 (8).....A
.....L.....0-2.....A
1991.....W.....3-2.....H

DARTMOUTH: (FSU LEADS 1-0)

Home: 1-0...Away: 0-0...Neutral: 0-0
2015.....W.....5-1.....H^

DAVIS & ELKINS: (FSU LEADS 1-0)

Home: 0-0...Away: 0-0...Neutral: 1-0
1984.....W.....9-0.....N

DAYTON: (FSU LEADS 3-0)

Home: 0-0...Away: 0-0...Neutral: 3-0
1991.....W.....3-0.....N
2002.....W.....5-0.....N
.....W.....12-0.....N

DEPAUL: (SERIES TIED 1-1)

Home: 0-0...Away: 0-0...Neutral: 1-1
1999.....L.....3-5.....N
2002.....W.....11-5.....N

DETROIT: (FSU LEADS 3-0)

Home: 2-0...Away: 0-0...Neutral: 1-0
1985.....W.....5-0.....H
.....W.....6-1.....H
1991.....W.....9-0.....N

DRAKE: (FSU LEADS 2-0)

Home: 2-0...Away: 0-0...Neutral: 0-0
1993.....W.....6-0.....H
1996.....W.....1-0.....H

DREXEL: (FSU LEADS 4-0)

Home: 4-0...Away: 0-0...Neutral: 0-0
1991.....W.....2-0.....H
.....W.....7-1.....H
1992.....W.....3-0.....H
.....W.....4-0.....H

EAST CAROLINA: (FSU LEADS 21-2)

Home: 7-1...Away: 4-0...Neutral: 10-1
1984.....W.....2-0.....A
.....W.....3-0.....A
1986.....W.....3-0.....N
1987.....W.....10-0.....H
.....W.....2-1.....H
1989.....W.....5-0.....H
.....W.....5-0.....H
.....W.....3-0.....N
1990.....W.....7-2.....N
1991.....W.....13-0.....H
1992.....W.....5-2.....N
1993.....W.....13-0.....N
1994.....L.....0-1.....N
1995.....W.....10-2.....N
.....W.....4-3.....N
1996.....W.....2-1.....N
1997.....W.....10-0.....N
2000.....W.....1-0.....A
.....W.....7-0.....A
2001.....W.....2-0.....N
.....W.....9-2.....H
.....W.....9-0.....H
2009.....L.....2-1.....H

EAST CENTRAL COLLEGE: (FSU LEADS 2-0)

Home: 2-0...Away: 0-0...Neutral: 0-0
1984.....W.....8-0.....H
.....W.....10-0.....H

EASTERN ILLINOIS: (FSU LEADS 5-0)

Home: 5-0...Away: 0-0...Neutral: 0-0
1988.....W.....2-1.....H
.....W.....3-2.....H
.....W.....11-1.....H
1993.....W.....7-2.....H
1994.....W.....9-0.....H

EASTERN KENTUCKY: (FSU LEADS 1-0)

Home: 1-0...Away: 0-0...Neutral: 0-0
2005.....W.....13-5.....H

EASTERN MICHIGAN: (FSU LEADS 17-1)

Home: 10-0...Away: 1-1...Neutral: 6-0
1987.....W.....8-1.....N
1988.....W.....3-1.....H
.....W.....4-3.....H
.....W.....7-4.....N
1989.....W.....2-0.....H
.....W.....5-1.....H
1990.....W.....1-0.....H
.....W.....1-0.....H
1991.....W.....1-0.....N
.....W.....3-2.....N
1994.....W.....1-0.....H
1996.....W.....7-0.....H
1997.....W.....5-1.....H
1998.....W.....4-2.....H
2000.....W.....5-1.....N
2004.....W.....2-0.....A
.....L.....6-5.....A
2010.....W.....8-0.....N

ELON: (FSU LEADS 2-0)

Home: 0-0...Away: 2-0...Neutral: 0-0
2003.....W.....6-0.....A
.....W.....6-0.....A

FAIRFIELD: (FSU LEADS 1-0)

Home: 0-0...Away: 0-0...Neutral: 1-0
2012.....W.....2-0.....N

FIU: (FSU LEADS 13-2)

Home: 12-2...Away: 1-0...Neutral: 0-0
1999.....W.....6-1.....H
.....W.....1-0.....H
2000.....L.....2-4.....H
.....W.....8-3.....H
2001.....L.....1-2.....H
.....W.....3-2.....H
2004.....W.....5-1.....H
.....W.....11-0.....H
2006.....W.....3-1.....H
.....W.....8-0.....H
2010.....W.....8-3.....H
.....W.....7-2.....H
2013.....W.....11-2.....H
.....W.....7-4.....H
2016.....W.....7-1.....A

FLORIDA: (FLORIDA LEADS 23-14)

Home: 6-12...Away: 7-11...Neutral: 1-0
1997.....L.....1-3.....A
.....W.....8-1.....A
1998.....L.....3-8.....H
.....W.....5-3.....H
1999.....L.....0-2.....A
.....W.....6-4.....A
2000.....W.....6-3.....H
.....L.....3-5.....H
2001.....W.....5-3.....A
.....W.....3-1.....A
.....W.....6-2.....N^
2002.....L.....1-7.....H
.....W.....6-1.....H
2003.....W.....5-0.....A
.....W.....7-3.....A
2004.....W.....2-0.....H
2005.....L.....4-7.....A
.....L.....0-2.....A
2006.....W.....4-0.....H
.....W.....6-5.....H
2007.....L.....1-5.....A
.....L.....3-4.....A
2008.....L.....1-6.....H
.....L.....4-14.....H
2009.....L.....3-4.....A
2010.....L.....4-8.....H
.....L.....2-9.....H
2011.....L.....0-1.....A
2012.....L.....1-9.....H
2013.....L.....3-7 (8).....A
.....L.....0-8.....H
2014.....W.....3-2 (8).....A
.....L.....2-4.....H
2015.....L.....1-5.....H
.....L.....0-5.....A
2016.....L.....0-1 (12).....A
.....L.....1-7.....H

FLORIDA A&M: (FSU LEADS 109-7)

Home: 60-2...Away: 48-5...Neutral: 1-0
1984.....W.....12-0.....H
.....W.....9-0.....H
.....W.....10-0.....H
.....W.....11-1.....A
.....W.....11-0.....A
1985.....W.....3-0.....A
.....W.....5-0.....A
.....W.....3-0.....A
.....W.....1-0.....H
.....W.....8-0.....H
1987.....W.....8-1.....H
.....W.....6-3.....H
.....W.....17-0.....A
.....W.....7-1.....A
1988.....W.....14-3.....A
.....W.....11-0.....A
.....W.....7-0.....H
.....W.....3-0.....H
.....W.....2-1.....H
1989.....W.....11-0.....A
.....W.....4-0.....A
.....W.....3-0.....H
.....W.....4-1.....H



SERIES RECORDS

1990	W	6-2	A
	W	4-0	A
	W	10-0	H
	W	2-0	H
1991	W	8-0	A
	W	4-0	A
	W	7-1	H
	W	11-1	H
1992	W	12-0	A
	W	10-0	A
	W	7-0	H
	W	6-0	H
1993	W	7-0	A
	W	10-0	A
	W	10-0	H
	W	4-1	H
1994	W	3-0	A
	W	8-0	H
	W	7-0	A
	W	8-0	H
1995	W	8-0	H
	W	9-0	A
	W	10-0	A
	W	6-0	H
1996	W	8-0	H
	W	7-2	A
	W	13-0	A
	W	4-0	H
1997	W	7-0	A
	W	8-0	H
	L	1-2	A
	W	7-0	H
1998	W	4-2	A
	W	6-0	H
	L	1-3	H
	W	4-1	A
1999	L	2-3	A
	W	2-1	A
	W	10-1	H
	L	3-8	H
2000	W	9-0	A
	W	8-7	H
	W	3-0	H
	W	9-1	H
	W	7-0	A
2001	W	1-0	H
	W	11-0	N
	L	4-5	A
	W	7-0	H
	W	6-0	A
	W	12-0	H
2002	W	7-3	A
	W	2-1	A
	W	6-0	H
	W	18-3	H
2003	W	13-2	H
	W	5-0	A
	W	9-2	A
	W	8-0	H
2004	W	9-1	H
	W	8-0	H
	W	12-0	A
	W	12-0	A
2005	W	5-2	A
	L	7-10	A
	W	4-1	H
	W	5-1	H
2006	W	4-0	H
	W	6-5	H
	W	9-3	H
	L	0-4	A
	W	9-3	H
2007	W	5-0	H
	W	9-4	H
	W	8-0	A
	W	9-1(15)	H
2008	W	9-1	A
	W	18-0	H
2009	W	5-0	A
	W	5-1	A
2010	W	9-2	A
2011	W	8-5	H
	W	9-2	A
2012	W	10-1	A
	W	5-3	H
2013	W	4-0	H
2014	W	8-0	H
2015	W	12-5	A
	W	11-0	H
2016	W	10-1	H
	W	12-3	H
	W	1-0	H^

FLORIDA ATLANTIC: (FSU LEADS 11-7)

Home: 2-3...Away: 5-1...Neutral: 4-3		
1996	L	0-1 N
1997	W	5-1 N
	W	4-0 N
1999	L	4-8 N
	L	0-1 N
2000	L	2-3 H
	W	2-0 H
	W	2-0 A
2001	L	1-2 (10) A
	W	1-0 A
	W	5-4 (8) N
	W	2-0 N^
2002	L	2-4 H
	W	3-2 H
	L	0-5 H
2010	W	6-3 A
2015	W	1-0 A
	W	12-0 A

FLORIDA GULF COAST: (FSU LEADS 3-0)

Home: 2-0...Away: 1-0...Neutral: 0-0		
2012	W	5-0 H
	W	7-1 H
2014	W	5-0 A

FLORIDA SOUTHERN: (FSU LEADS 3-0)

Home: 1-0...Away: 0-0...Neutral: 2-0		
1986	W	7-0 N
	W	2-0 N
	W	7-3 H

FORDHAM: (FSU LEADS 1-0)

Home: 1-0...Away: 0-0...Neutral: 0-0		
2014	W	6-1 H^

FRESNO STATE: (FRESNO STATE LEADS 6-4)

Home: 1-0...Away: 0-1...Neutral: 3-5		
1990	W	1-0 N%
1991	L	0-3 N%
1993	L	1-2 N
1997	L	0-2 N
1998	W	2-1 N
2000	L	0-2 N
	L	1-2 A
2004	W	3-0 H
2005	W	2-0 N
2009	L	0-1 N

FURMAN: (FSU LEADS 10-1)

Home: 5-0...Away: 2-0...Neutral: 3-1		
1985	W	13-0 H
1986	W	3-2 H
	L	0-1 N
1987	W	1-0 (8) H
	W	8-2 N
1988	W	2-0 H
1989	W	5-0 N
1999	W	2-0 H
2000	W	8-0 N
2003	W	6-0 A
	W	12-0 A

GARDNER-WEBB: (FSU LEADS 2-0)

Home: 2-0...Away: 0-0...Neutral: 0-0		
2010	W	7-0 H
	W	5-0 H

GEORGE MASON: (FSU LEADS 3-0)

Home: 1-0...Away: 0-0...Neutral: 2-0		
1984	W	5-0 H
1985	W	5-0 N
1987	W	3-0 N

GEORGIA: (GEORGIA LEADS 8-6)

Home: 0-2...Away: 4-4...Neutral: 2-2		
1998	W	6-5 N
1999	W	5-0 N
	L	0-5 A
	W	6-0 A
2002	L	2-3 N
2003	L	4-5(8) H
2006	W	3-2 A^
	L	1-3 A^
	W	2-0 A^
2007	L	1-2 H
2010	W	4-3 A
	L	2-5 A^
2011	L	2-10 A^
2016	L	4-5 N%

GEORGIA SOUTHERN: (FSU LEADS 38-3)

Home: 25-0...Away: 12-3...Neutral: 1-0		
1991	W	6-2 A
	W	5-1 A
	W	4-0 H
	W	9-1 H
1992	W	8-0 A
	W	13-3 A
	W	6-0 H
	W	2-0 H
1993	W	6-0 N
1994	W	10-1 H
	W	8-0 H
1996	W	2-1 H
	W	5-0 H
1997	W	8-0 A
	W	5-3 A
1998	W	6-2 H
	W	3-1 H
1999	L	1-3 A
	W	2-0 A
2000	W	8-0 H
	W	6-1 H
2001	W	8-0 A
	W	4-0 A
2002	W	7-0 H
	W	4-0 H
2003	W	7-2 A
	L	2-1 A
2004	W	8-0 H
	W	4-0 H
2005	L	0-1 A
2006	W	3-0 A
	W	10-2 (5) H
2007	W	11-2 A
2008	W	8-0 H
	W	4-3 H
2011	W	6-4 H
2013	W	4-0 H
	W	12-3 H
2015	W	8-0 H
	W	4-0 H

GEORGIA STATE: (FSU LEADS 17-1)

Home: 9-0...Away: 3-0...Neutral: 5-1		
1985	W	7-0 N
1987	W	4-1 N
1988	W	5-0 H
	W	2-1 H
1990	W	2-0 H
	W	8-0 H
	L	0-1 (9) N
1993	W	1-0 H
1998	W	8-0 N
2001	W	9-1 A
	W	10-0 A
2003	W	4-3 (8) N
2006	W	5-2 H
2007	W	6-2 H
2008	W	1-0 H
	W	3-0 H
2011	W	6-1 N^
2015	W	6-3 A

GRAMBLING: (FSU LEADS 5-0)

Home: 2-0...Away: 2-0...Neutral: 1-0		
1984	W	7-0 A
	W	4-0 A
1985	W	11-0 H
	W	10-0 H
	W	7-0 N

HARVARD: (FSU LEADS 1-0)

Home: 0-0...Away: 0-0...Neutral: 1-0		
2000	W	6-2 N

HAWAII: (HAWAII LEADS 2-0)

Home: 0-0...Away: 0-2...Neutral: 0-0		
2012	L	1-2 A
	L	0-1 A

HOFSTRA: (FSU LEADS 15-2)

Home: 6-1...Away: 0-0...Neutral: 9-1		
1992	W	14-4 N
1993	W	6-0 N
	W	10-2 N
1994	W	3-2 H
	W	4-3 H
1995	W	5-1 N
	W	8-2 N
1997	L	1-2 N
1999	W	6-5 N
2008	W	1-0 N
2010	W	8-0 N
2011	W	5-1 H
	L	0-2 H
2013	W	9-1 H
	W	4-0 H
2015	W	2-1 N
2016	W	8-0 H

HOUSTON: (FSU LEADS 1-0)

Home: 0-0...Away: 0-0...Neutral: 1-0		
2014	W	7-1 N

ILLINOIS: (ILLINOIS LEADS 3-1)

Home: 0-0...Away: 0-0...Neutral: 1-3		
2001	L	0-1 N
	W	2-0 N
2010	L	3-4 N
2016	L	1-5 N

ILLINOIS-CHICAGO: (FSU LEADS 3-2)

Home: 1-0...Away: 0-0...Neutral: 2-2		
1994	W	3-0 N
1995	L	1-3 N
	W	1-0 N
	W	3-0 H
1998	L	1-3 N

ILLINOIS STATE: (FSU LEADS 6-1)

Home: 2-1...Away: 0-0...Neutral: 4-0		
1989	W	2-0 H
1992	W	7-2 N
1994	L	2-3 H
1995	W	10-2 N
1996	W	4-1 N
2000	W	1-0 N
2004	W	11-3 H



NINE WOMEN'S COLLEGE WORLD SERIES APPEARANCES • 14 ACC CHAMPIONSHIPS

SERIES RECORDS

INDIANA: (FSU LEADS 9-1)

Home: 5-0...Away: 0-0...Neutral: 4-1
1990.....L.....1-2.....N
.....W.....1-0.....H
.....W.....2-0.....H
1991.....W.....3-1.....N
.....W.....6-2.....H
1994.....W.....3-2.....H
1996.....W.....3-1.....N
1997.....W.....3-2.....N
1998.....W.....3-2.....N
2009.....W.....7-0.....H

INDIANA STATE: (FSU LEADS 2-0)

Home: 0-0...Away: 0-0...Neutral: 2-0
1995.....W.....8-0.....N
1998.....W.....6-1.....N

IONA: (FSU LEADS 1-0)

Home: 1-0...Away: 0-0...Neutral: 0-0
2010.....W.....9-1.....H

IOWA: (FSU LEADS 6-3)

Home: 0-0...Away: 0-0...Neutral: 6-3
1990.....L.....0-5.....N
1993.....W.....3-0.....N
.....W.....5-3.....N^
1995.....L.....0-4.....N
1997.....L.....1-7.....N
2000.....W.....4-1.....N^
.....W.....4-2.....N^
2008.....W.....2-0.....N
2009.....W.....6-0.....N

IOWA STATE: (FSU LEADS 10-0)

Home: 9-0...Away: 0-0...Neutral: 1-0
1994.....W.....3-2.....H
1995.....W.....2-0.....H
2001.....W.....4-0.....H
.....W.....6-0.....H
2002.....W.....7-0.....N
2003.....W.....3-1.....H
.....W.....6-2.....H
2005.....W.....1-0.....H
2006.....W.....5-0.....H
.....W.....9-1 (6).....H

JACKSONVILLE: (FSU LEADS 17-4)

Home: 12-2...Away: 5-2...Neutral: 0-0
2003.....W.....9-0.....H
.....W.....2-0.....H
2004.....W.....3-2.....A
.....L.....1-2.....A
2005.....L.....2-5.....H
.....W.....11-0.....H
2006.....W.....8-1.....A
.....L.....1-2.....A
2007.....W.....10-2(5).....H
.....W.....8-0(6).....H
.....W.....3-0.....H
2008.....L.....2-5.....H
.....W.....10-0.....A
.....W.....3-1.....A
2009.....W.....4-0.....H
.....W.....10-0.....H
2010.....W.....8-0.....A
2012.....W.....6-0.....H
.....W.....7-1.....H
2013.....W.....8-0.....H
2016.....W.....4-0.....H

JACKSONVILLE STATE: (FSU LEADS 4-2)

Home: 2-0...Away: 2-0...Neutral: 0-2
2001.....W.....4-1 (10).....A
.....W.....12-2.....A
2002.....W.....3-0.....H
.....W.....6-1.....H
2008.....L.....3-4.....N^
.....L.....1-10.....N^

KANSAS: (FSU LEADS 6-5)

Home: 1-2...Away: 0-0...Neutral: 5-3
1988.....W.....2-1.....N
.....L.....2-4.....N
1989.....W.....3-2.....N
.....W.....1-0.....N
1993.....L.....0-1.....N^
.....W.....5-0.....N^
.....W.....2-1.....N^
1994.....L.....2-4.....N
2000.....L.....1-4.....H
2002.....W.....5-4.....H
2007.....L.....0-1.....H

KENT STATE: (FSU LEADS 6-1)

Home: 5-1...Away: 0-0...Neutral: 1-0
1987.....W.....16-0.....H
1992.....W.....6-0.....H
.....W.....2-1.....H
.....W.....8-0.....H
2001.....W.....4-0.....H
2006.....L.....2-4.....H
2010.....W.....6-0.....N

KENTUCKY: (SERIES TIED 2-2)

Home: 2-2...Away: 0-0...Neutral: 0-0
2011.....W.....2-0.....H
.....L.....2-7.....H
2015.....W.....3-2.....H
.....L.....1-3.....H

LEHIGH: (FSU LEADS 1-0)

Home: 0-0...Away: 0-0...Neutral: 1-0
2005.....W.....5-1.....N

LIBERTY: (FSU LEADS 2-0)

Home: 1-0...Away: 1-0...Neutral: 0-0
1984.....W.....9-0.....A
2009.....W.....11-3.....H

LIMESTONE: (FSU LEADS 4-0)

Home: 0-0...Away: 0-0...Neutral: 4-0
1986.....W.....4-0.....N
.....W.....1-0.....N
1987.....W.....6-0.....N
.....W.....11-0.....N

LIPSCOMB: (FSU LEADS 2-0)

Home: 2-0...Away: 0-0...Neutral: 0-0
2008.....W.....5-1.....H
.....W.....11-3.....H

LIU BROOKLYN: (FSU LEADS 2-0)

Home: 0-0...Away: 0-0...Neutral: 1-0
2013.....W.....15-1.....N
2016.....W.....12-0.....N

LONG BEACH STATE: (FSU LEADS 4-2)

Home: 0-0...Away: 0-0...Neutral: 4-2
1996.....L.....1-2.....N
2000.....W.....2-0.....N^
2003.....W.....4-0.....N
2005.....W.....5-1.....N
2008.....L.....2-6.....N
2011.....W.....4-1.....N

LONG ISLAND: (FSU LEADS 2-0)

Home: 1-0...Away: 0-0...Neutral: 1-0
2004.....W.....4-0.....H^
2010.....W.....6-0.....N

LOUISIANA: (SERIES TIED 9-9)

Home: 2-2...Away: 0-0...Neutral: 7-7
1984.....W.....1-0.....H
1989.....W.....4-2.....N
1990.....L.....1-2 (10).....H
.....W.....4-3.....N^
.....W.....2-1.....N^
1991.....W.....3-0.....N
.....W.....1-0.....N^
1992.....W.....1-0.....N^
.....W.....1-0.....N^
1993.....L.....1-2.....H
.....W.....2-1.....H
1994.....L.....3-12.....N
2000.....L.....1-9.....N
.....L.....1-2.....N
.....L.....2-6.....N
2003.....L.....0-3.....N
2004.....L.....1-0.....N
2006.....L.....0-14 (5).....N

LOUISIANA TECH: (LA. TECH LEADS 11-2-2)

Home: 1-1...Away: 0-0...Neutral: 1-10-2
1984.....T.....0-0.....N
1985.....T.....0-0.....N
.....L.....1-2.....N
.....L.....3-4.....N
1986.....L.....0-4.....N^
.....L.....0-1.....N^
1987.....W.....2-1.....N
1988.....L.....0-7.....N
.....L.....1-6.....N^
1989.....L.....0-1 (10).....N
.....L.....0-1 (10).....N
.....L.....1-3.....N^
1994.....W.....2-0.....H
1997.....L.....2-6.....N
.....L.....2-3.....H

LSU: (LSU LEADS 3-2)

Home: 1-1...Away: 1-0...Neutral: 0-2
1998.....W.....4-2.....H
2004.....L.....3-4.....N
.....L.....1-2.....N%
2012.....W.....8-1.....A
2013.....L.....4-5.....H

MAINE: (FSU LEADS 11-0)

Home: 10-0...Away: 0-0...Neutral: 1-0
1986.....W.....1-0.....H
.....W.....10-0.....H
1988.....W.....1-0.....H
1990.....W.....7-0.....N
2002.....W.....6-2.....H
.....W.....1-0.....H
2004.....W.....7-0.....H
.....W.....2-1.....H
2005.....W.....1-0.....H
.....W.....5-2.....H
2007.....W.....9-1(5).....H

MARSHALL: (FSU LEADS 3-0)

Home: 2-0...Away: 0-0...Neutral: 1-0
1995.....W.....8-0.....H
.....W.....7-0.....H
2012.....W.....4-1.....N

MARYLAND: (FSU LEADS 48-14)

Home: 24-4...Away: 13-9...Neutral: 11-1
ACC: 34-14
1996.....W.....4-0.....A^
.....W.....6-2.....A^
.....W.....8-0.....N
.....W.....3-0.....N#
1997.....W.....1-0.....H^
.....W.....3-0.....H^
.....W.....4-3.....N#
.....L.....1-2.....N#
1998.....L.....3-5.....A^
.....W.....9-1.....A^
.....W.....1-0.....N#
1999.....W.....2-0.....H
.....W.....4-1.....H^

.....L.....3-5.....H^
2000.....W.....6-2.....N#
.....W.....3-0.....N#
.....W.....10-3.....A^
.....W.....3-2.....A^
2001.....W.....5-3.....N^
.....W.....5-0.....H^
.....W.....10-1.....H^
.....W.....2-1 (11).....N#
.....W.....4-0.....N#
2002.....W.....2-1.....H
2003.....W.....6-2.....H^
.....W.....3-2 (10).....H^
2004.....W.....7-0.....H^
.....W.....2-1.....H^
2005.....W.....1-0 (9).....H^
.....L.....2-7.....H^
.....W.....2-0.....H^
.....L.....0-2.....A#
2006.....W.....6-5.....H^
.....L.....4-6.....A^
.....W.....4-1.....A^
.....W.....8-4.....A^
2007.....W.....4-2(14).....H^
.....W.....6-0.....H^
.....W.....8-0(5).....H^
.....W.....7-4.....N#
2008.....L.....1-3.....A^
.....W.....3-0.....A^
.....L.....3-4.....A^
2009.....W.....1-0.....H^
.....W.....8-0.....H^
.....W.....1-0.....H^
2010.....W.....2-0.....A^
.....W.....3-2 (8).....A^
.....L.....2-6.....A^
.....W.....3-0.....N#
2011.....L.....0-1.....H^
.....L.....4-7.....H^
.....W.....5-0.....H^
2012.....W.....4-3.....A^
.....L.....1-4.....A^
.....L.....3-4 (10).....A^
2013.....L.....4-5.....A^
.....W.....13-1.....A^
.....W.....14-9.....A^
2014.....W.....10-2.....H^
.....W.....14-6.....H^
.....W.....7-5.....H^

MASSACHUSETTS: (FSU LEADS 12-5)

Home: 5-1...Away: 3-1...Neutral: 4-3
1991.....W.....2-0.....A
1992.....W.....3-1.....N
.....L.....2-4.....N%
1993.....W.....5-0.....A
1995.....W.....5-4.....H
.....W.....4-3.....H
.....L.....0-8.....A
.....W.....2-0.....A
1996.....W.....4-1.....N
.....W.....3-1.....H
1998.....W.....4-0.....N
.....W.....1-0.....H
1999.....L.....1-2.....H
.....W.....6-0.....H
2002.....L.....2-3.....N
2003.....L.....1-2.....N
2008.....W.....6-0.....N

MCNEESE ST: (MCNEESE ST LEADS 1-0)

Home: 0-0...Away: 0-0...Neutral: 0-1
1985.....L.....0-4.....N

MEMPHIS: (FSU LEADS 1-0)

Home: 1-0...Away: 0-0...Neutral: 0-0
2007.....W.....8-0(6).....N

MERCER: (FSU LEADS 29-0)

Home: 17-0...Away: 12-0...Neutral: 0-0
1993.....W.....5-0.....H
.....W.....7-0.....H
1994.....W.....9-3.....H
.....W.....6-0.....H
.....W.....6-0.....A
.....W.....5-0.....A
1995.....W.....3-0.....H



SERIES RECORDS

.....	W	10-2	H
1996.....	W	4-1	A
.....	W	5-2	A
1997.....	W	1-0	H
.....	W	5-1	H
1998.....	W	5-1	A
.....	W	9-1	A
1999.....	W	9-0	H
.....	W	10-0	H
2000.....	W	7-0	A
.....	W	7-4	A
2001.....	W	4-0	H
.....	W	8-0	H
2002.....	W	2-0	A
.....	W	2-1	A
2002.....	W	11-0	H
2004.....	W	5-1	A
.....	W	8-2	A
2010.....	W	2-1	H
2011.....	W	5-4	H
.....	W	3-0	H
2012.....	W	3-0	H

MIAMI (OHIO): (FSU LEADS 13-6)

Home: 10-6...Away: 0-0...Neutral: 3-0			
1987.....	W	3-0	N
.....	W	3-2 (10)	N
1988.....	W	5-1	H
1989.....	L	3-4	H
.....	L	0-1	H
.....	W	5-0	H
1991.....	W	2-0	H
.....	L	0-8	H
.....	W	5-1	H
1992.....	L	0-2	H
1995.....	W	9-1	H
1997.....	W	2-1	H
1998.....	L	1-4	H
.....	L	1-3	H
1999.....	W	2-0	H
.....	W	6-2	H
2000.....	W	8-0	H
2009.....	W	10-2	H
2010.....	W	4-0	N

MICHIGAN: (MICHIGAN LEADS 24-6)

Home: 5-17...Away: 0-4...Neutral: 1-3			
1990.....	W	1-0	H
.....	L	2-3	H
1995.....	L	1-2	H
.....	L	0-5	H
1996.....	L	1-6	H
1999.....	L	0-5	N
2000.....	L	1-6	H
2002.....	L	0-1	H
2004.....	W	1-0	H
.....	L	2-1	A
.....	L	1-0	A
2006.....	L	0-9 (6)	H
.....	L	3-6	H
.....	L	0-5	H
.....	L	3-11	N
2007.....	L	4-3	H
.....	L	3-2	H
.....	L	4-2	N
2008.....	L	2-6	A
.....	L	4-8	A
2009.....	W	6-5	H
.....	L	1-0	H
2014.....	L	3-17	H^
.....	W	6-0	H^
.....	W	4-2	H^
2015.....	L	5-6	H
.....	L	1-2	H
2016.....	L	2-6	H
.....	L	3-10	H
.....	W	1-0	N%

MICHIGAN STATE: (FSU LEADS 8-4)

Home: 2-2...Away: 0-1...Neutral: 6-1			
1985.....	W	2-0	H
.....	W	5-0	H
1986.....	W	2-0	N
1990.....	W	2-0	N
1996.....	W	6-2	N
1997.....	L	2-6	N
1999.....	L	0-3	H
.....	L	4-5	A
2005.....	W	4-1	N
2008.....	L	2-3	H
2010.....	W	3-1	N
.....	W	7-0	N

MIDDLE TENNESSEE: (FSU LEADS 7-0)

Home: 6-0...Away: 0-0...Neutral: 1-0			
2002.....	W	2-1 (10)	H
2003.....	W	11-0	H
.....	W	6-3	H
.....	W	5-0	N
2009.....	W	6-1	H
2011.....	W	10-3	H
.....	W	11-1	H

MILLIKIN: (FSU LEADS 1-0)

Home: 1-0...Away: 0-0...Neutral: 0-0			
1985.....	W	6-0	H

MINNESOTA: (FSU LEADS 7-1)

Home: 7-1...Away: 0-0...Neutral: 0-0			
1993.....	W	3-1	N
1999.....	W	5-0	H
.....	W	5-2	H
2004.....	W	3-0	H
2013.....	L	2-3	H
.....	W	4-3	H
2016.....	W	5-4	H
.....	W	2-0	H

MISSISSIPPI: (FSU LEADS 3-1)

Home: 3-0...Away: 0-0...Neutral: 0-1			
1998.....	W	4-2	H
2000.....	L	2-3	N
2012.....	W	10-6	H
.....	W	8-0	H

MISSISSIPPI STATE: (SERIES TIED 7-7)

Home: 3-3...Away: 2-0...Neutral: 2-4			
1984.....	W	1-0	A
.....	W	6-2	A
.....	W	5-0	H
1986.....	W	3-1	H
1999.....	L	1-2	N
2000.....	L	0-4	N
2002.....	L	0-2	H
2003.....	L	1-3	H
2007.....	W	4-2	N
2009.....	L	4-5	H
.....	W	5-0	H^
2011.....	L	8-9 (10)	N
.....	L	7-8	N
2013.....	W	5-2	N^

MISSISSIPPI VALLEY STATE: (FSU LEADS 1-0)

Home: 0-0...Away: 0-0...Neutral: 1-0			
2010.....	W	8-3	N

MISSISSIPPI U FOR WOMEN: (FSU LEADS 3-0)

Home: 0-0...Away: 3-0...Neutral: 0-0			
1984.....	W	3-0	A
.....	W	6-2	A
.....	W	2-1	A

MISSOURI: (MISSOURI LEADS 7-1)

Home: 0-2...Away: 0-2...Neutral: 1-3			
1985.....	W	0-1	N
1989.....	W	6-0	N
1990.....	L	1-2	H
.....	L	1-2 (10)	H
1992.....	L	1-2	N
1998.....	L	1-3	N
2005.....	L	2-3 (9)	A
.....	L	3-6	A

NEBRASKA: (NEBRASKA LEADS 11-8)

Home: 3-1...Away: 0-4...Neutral: 5-6			
1988.....	L	0-3	A
.....	L	0-5	A
1989.....	L	0-1	A
.....	L	2-4	A
1990.....	W	2-1	H
1995.....	L	1-6	N^
.....	W	6-2	N^
1997.....	W	2-1	N
1999.....	L	1-4	N
.....	L	0-1	N
2001.....	L	0-3	H
2002.....	W	4-3	N%
2004.....	L	1-0	N
2007.....	W	2-1(9)	N
2013.....	L	0-2	N
2014.....	L	3-4	N
.....	W	5-1	N
2015.....	W	4-1	H
.....	W	3-2	H

NEVADA: (FSU LEADS 1-0)

Home: 1-0...Away: 0-0...Neutral: 0-0			
1986.....	W	8-1	H

NEW MEXICO: (FSU LEADS 3-0)

Home: 0-0...Away: 0-0...Neutral: 3-0			
1985.....	W	3-2	N
1989.....	W	3-2	N
1991.....	W	9-1	N

NEW MEXICO STATE: (FSU LEADS 4-0)

Home: 0-0...Away: 2-0...Neutral: 2-0			
1995.....	W	4-0	N
2002.....	W	5-0	N
.....	W	1-0	A
2014.....	W	11-0	A

NEW ORLEANS: (FSU LEADS 2-0)

Home: 0-0...Away: 2-0...Neutral: 0-0			
1984.....	W	9-0	A
.....	W	10-0	A

NICHOLLS STATE: (FSU LEADS 11-2)

Home: 7-0...Away: 1-1...Neutral: 3-1			
1984.....	L	1-2	N
1987.....	W	5-0	H
.....	W	5-1	N
1988.....	W	1-0	H
.....	W	2-1 (10)	H
.....	W	8-3	H
1989.....	W	3-1 (10)	N
.....	W	2-0	N
.....	W	1-0 (10)	A
.....	L	0-2	A
2005.....	W	2-0	H
.....	W	7-3	H
2006.....	W	11-3 (5)	H

UNC-CHARLOTTE: (FSU LEADS 16-0)

Home: 9-0...Away: 6-0...Neutral: 1-0			
1994.....	W	4-0	H
.....	W	7-1	H
.....	W	8-1	N
1995.....	W	6-0	A

.....	W	8-0	A
1996.....	W	7-1	H
.....	W	6-0	H
1997.....	W	6-1	A
.....	W	3-1	A
1998.....	W	4-1	H
.....	W	4-1	H
1999.....	W	10-1	A
.....	W	12-5	A
1999.....	W	1-0	H
.....	W	5-0	H
.....	W	8-0	H

UNC-GREENSBORO: (FSU LEADS 2-1)

Home: 1-1...Away: 0-0...Neutral: 1-0			
2002.....	W	3-1	N
2011.....	L	0-1 (9)	H
.....	W	13-3	H

UNC-WILMINGTON: (FSU LEADS 7-0)

Home: 2-0...Away: 0-0...Neutral: 5-0			
1987.....	W	3-1	N
.....	W	2-0	N
1990.....	W	6-1	H
.....	W	5-0	H
1992.....	W	7-1	N
1993.....	W	12-0	N
1994.....	W	5-0	N

NORTH DAKOTA STATE: (FSU LEADS 4-0)

Home: 4-0...Away: 0-0...Neutral: 0-0			
2012.....	W	2-1	H
2014.....	W	4-1	H
.....	W	9-0	H
.....	W	5-0	H

NORTH FLORIDA: (FSU LEADS 11-1)

Home: 5-0...Away: 6-1...Neutral: 0-0			
2007.....	W	5-0	H
.....	W	2-1	H
2009.....	W	7-0	A
.....	L	3-5	A
2011.....	W	9-7	H
.....	W	6-1	H
2012.....	W	8-1	A
.....	W	5-0	A
2013.....	W	3-1	H
2014.....	W	11-1	A
.....	W	8-0	A
2015.....	W	15-1	A

NORTHERN ILLINOIS: (FSU LEADS 5-3)

Home: 4-3...Away: 0-0...Neutral: 1-0			
1988.....	L	3-4	H
.....	W	2-1	H
1989.....	L	0-3	H
.....	L	2-5	H
1994.....	W	3-0	H
.....	W	1-0	H
1995.....	W	3-0	H
2010.....	W	7-1	N

NORTHERN IOWA: (FSU LEADS 7-1)

Home: 7-1...Away: 0-0...Neutral: 0-0			
1990.....	L	0-1	H
.....	W	4-2	H
1991.....	W	3-1	H
.....	W	2-1	H
1992.....	W	2-0	H
1993.....	W	7-0	H
1998.....	W	3-0	H
2000.....	W	6-2	H



NINE WOMEN'S COLLEGE WORLD SERIES APPEARANCES • 14 ACC CHAMPIONSHIPS

SERIES RECORDS

NORTHWESTERN: (FSU LEADS 7-2)

Home: 4-0...Away: 0-0...Neutral: 3-2
1991.....W.....2-0.....N
1992.....W.....10-0.....H
.....W.....1-0.....H
1994.....L.....2-8.....N
1997.....W.....2-0.....N
2001.....W.....2-1.....H
.....W.....8-2.....H
2011.....L.....0-3.....N
2012.....W.....1-0.....N

OHIO: (FSU LEADS 7-0)

Home: 2-0...Away: 0-0...Neutral: 5-0
1986.....W.....10-0.....N
.....W.....5-1.....N
1987.....W.....3-0.....N
.....W.....6-2.....N
1995.....W.....2-0.....N^
2000.....W.....8-1.....H
.....W.....6-1.....H

OHIO STATE: (FSU LEADS 10-3)

Home: 5-1...Away: 0-0...Neutral: 5-2
1984.....W.....5-2.....N
1985.....W.....6-0.....H
.....W.....3-2.....H
.....W.....11-1.....H
1986.....W.....8-0.....N
1991.....W.....3-2.....N
1988.....W.....6-1.....H
.....W.....2-1 (10).....H
1992.....W.....1-0.....N
.....L.....0-3.....N
1996.....L.....0-1.....H
1997.....W.....7-2.....N
2002.....L.....1-2 (11).....N

OKLAHOMA: (SERIES TIED 6-6)

Home: 1-0...Away: 0-0...Neutral: 5-6
1987.....L.....0-1.....N
.....W.....6-1.....N
1990.....L.....0-1 (8).....N
.....W.....3-2.....H
1991.....W.....7-1.....N
1994.....L.....1-3.....N^
1997.....W.....2-1.....N
2002.....W.....1-0.....N
2004.....W.....3-2.....N
2005.....L.....0-3.....N
2009.....L.....1-3.....N
2013.....L.....0-6.....N

OKLAHOMA CITY COLLEGE: (FSU LEADS 2-0)

Home: 0-0...Away: 0-0...Neutral: 2-0
1988.....W.....5-0.....N
1992.....W.....2-1.....N

OKLAHOMA STATE: (OSU LEADS 10-7)

Home: 0-2...Away: 1-2...Neutral: 6-6
1986.....W.....3-2.....N
.....W.....2-1.....N
1987.....L.....1-4.....A
.....W.....2-0.....A
1990.....L.....1-2(8).....A
.....L.....1-4.....N%
1991.....W.....2-0.....N^
.....W.....4-3.....N^
1993.....L.....2-5.....N%
1994.....L.....0-1.....N
.....L.....0-1.....N
1995.....L.....1-5.....N
.....W.....7-4.....N
1998.....L.....0-4.....N^
2009.....L.....0-1.....H^
.....L.....0-1.....H^
2015.....W.....4-1.....N

ONONDAGA JC: (FSU LEADS 4-0)

Home: 4-0...Away: 0-0...Neutral: 0-0
1984.....W.....4-1.....H
.....W.....10-0.....H
1985.....W.....10-0.....H
.....W.....8-1.....H

OREGON: (OREGON LEADS 5-4)

Home: 2-2...Away: 0-0...Neutral: 2-3
1995.....W.....3-2.....N
1996.....W.....1-0.....N
1997.....L.....1-6.....N
1998.....L.....0-2.....N
2003.....L.....3-1.....H
2004.....W.....5-4.....H^
.....L.....1-0.....H^
.....W.....2-0.....H^
2014.....L.....0-3.....N%

OREGON STATE: (OREGON STATE LEADS 3-0)

Home: 0-0...Away: 0-0...Neutral: 0-3
2003.....L.....0-2.....N
.....L.....1-2.....N^
2011.....L.....5-6.....N

PACIFIC: (FSU LEADS 2-1)

Home: 0-0...Away: 0-1...Neutral: 2-0
1991.....W.....4-3.....N
2000.....L.....2-5.....A
2003.....W.....8-1.....N

PENN STATE: (FSU LEADS 7-1)

Home: 3-1...Away: 0-0...Neutral: 4-0
1984.....W.....5-0.....N
1992.....W.....7-0.....N
1994.....W.....6-2.....N
1996.....W.....4-3.....N
1998.....W.....3-0.....H
2002.....W.....4-0.....H
2003.....L.....3-4 (11).....H
2004.....W.....8-0.....H

PRESBYTERIAN: (FSU LEADS 1-0)

Home: 1-0...Away: 0-0...Neutral: 0-0
2013.....W.....8-0.....H

PRINCETON: (FSU LEADS 10-0)

Home: 7-0...Away: 0-0...Neutral: 3-0
1990.....W.....5-0.....H
.....W.....6-0.....H
1991.....W.....4-3.....N
1992.....W.....7-0.....H
.....W.....2-1.....H
1994.....W.....2-1.....H
2000.....W.....4-3.....H
.....W.....2-0.....H
2002.....W.....5-1.....N
2003.....W.....5-1.....N

PROVIDENCE: (PROVIDENCE LEADS 1-0)

Home: 0-0...Away: 0-0...Neutral: 0-1
1994.....L.....0-4.....N^

PURDUE: (FSU LEADS 5-1)

Home: 1-1...Away: 0-0...Neutral: 4-0
1998.....W.....8-1.....N
.....W.....5-4.....N
.....L.....0-1.....H
2009.....W.....8-0.....H
2014.....W.....2-1.....N
.....W.....4-1.....N

QUINCY COLLEGE: (FSU LEADS 2-0)

Home: 2-0...Away: 0-0...Neutral: 0-0
1985.....W.....4-2.....H
.....W.....1-0.....H

RADFORD: (FSU LEADS 4-2)

Home: 2-0...Away: 0-0...Neutral: 2-2
1984.....W.....8-0.....N
2005.....W.....4-0.....H
2007.....W.....2-1.....H
2010.....W.....10-1.....N^
.....L.....2-3.....N^
2012.....L.....2-3.....N

RHODE ISLAND: (FSU LEADS 3-0)

Home: 3-0...Away: 0-0...Neutral: 0-0
1991.....W.....6-0.....H
1993.....W.....10-0.....H
2004.....W.....11-0.....H

RIDER COLLEGE: (FSU LEADS 2-0)

Home: 2-0...Away: 0-0...Neutral: 0-0
1984.....W.....10-0.....H
.....W.....4-0.....H

ROBERT MORRIS: (FSU LEADS 5-1)

Home: 4-0...Away: 0-0...Neutral: 1-1
1992.....W.....1-0.....H
.....W.....14-1.....H
1994.....L.....0-1.....N
1995.....W.....3-0.....N
1998.....W.....4-1.....H
2004.....W.....9-1.....H

RUTGERS: (FSU LEADS 7-1)

Home: 5-0...Away: 0-0...Neutral: 2-1
1985.....W.....4-0.....H
1986.....W.....3-0.....H
1987.....W.....4-0.....N
1992.....W.....1-0.....H
.....W.....8-4.....H
2002.....W.....5-1.....N
2003.....W.....6-0.....H
2012.....L.....0-1.....N

SACRAMENTO STATE: (FSU LEADS 1-0)

Home: 0-0...Away: 0-0...Neutral: 1-0
1991.....W.....4-0.....N

SAGINAW VALLEY STATE: (FSU LEADS 3-0)

Home: 2-0...Away: 0-0...Neutral: 1-0
1984.....W.....1-0.....H
.....W.....7-2.....H
1985.....W.....6-0.....N

ST. JOHN'S: (FSU LEADS 5-1)

Home: 4-1...Away: 0-0...Neutral: 1-0
2002.....W.....8-3.....H
2004.....W.....7-4.....H
2006.....W.....7-2.....H
2011.....L.....5-11.....H
2012.....W.....5-1.....H
2016.....W.....5-2.....N

ST. JOSEPH'S: (FSU LEADS 3-0)

Home: 3-0...Away: 0-0...Neutral: 0-0
2004.....W.....7-0.....H
.....W.....14-0.....H
2005.....W.....4-0.....H

ST. LOUIS CC: (FSU LEADS 2-0)

Home: 2-0...Away: 0-0...Neutral: 0-0
1984.....W.....15-0.....H
.....W.....11-1.....H

ST. MARY'S (CA): (FSU LEADS 1-0)

Home: 0-0...Away: 0-0...Neutral: 1-0
2014.....W.....12-3.....N

ST. MARY'S (TEXAS): (FSU LEADS 1-0)

Home: 0-0...Away: 0-0...Neutral: 1-0
1986.....W.....2-1.....N

SAM HOUSTON: (SERIES TIED 1-1)

Home: 0-0...Away: 0-0...Neutral: 1-1
1986.....W.....3-2.....N
1990.....L.....0-2.....N

SAMFORD: (FSU LEADS 12-0)

Home: 10-0...Away: 0-0...Neutral: 2-0
1991.....W.....2-1.....H
.....W.....6-0.....H
.....W.....4-0.....N
1992.....W.....10-0.....H
.....W.....7-0.....H
.....W.....4-3.....N
1993.....W.....3-1.....H
.....W.....8-4.....H
1995.....W.....14-0.....H
2006.....W.....7-2.....H
2007.....W.....13-5.....H
.....W.....8-0(6).....H

SAN DIEGO STATE: (SAN DIEGO STATE LEADS 3-1)

Home: 0-0...Away: 0-0...Neutral: 1-3
2001.....W.....2-1 (8).....N
2011.....L.....2-10.....N
2012.....L.....0-1.....N^
.....L.....0-1.....N^

SETON HALL: (FSU LEADS 1-0)

Home: 0-0...Away: 0-0...Neutral: 1-0
2007.....W.....4-2.....N

SOUTH ALABAMA: (FSU LEADS 5-3)

Home: 2-1...Away: 3-2...Neutral: 0-0
2009.....W.....6-1.....H
2010.....W.....2-0.....A
2011.....W.....6-0.....H
2012.....L.....1-3.....H
2013.....L.....0-4.....A
.....W.....2-1.....A^
.....L.....0-3.....A^
.....W.....7-6 (8).....A^

SOUTH CAROLINA: (FSU LEADS 25-20)

Home: 13-6...Away: 5-8...Neutral: 6-6
1985.....L.....0-2.....H
.....W.....2-0.....H
1986.....W.....3-0.....A
1987.....L.....0-4.....N
.....L.....0-2.....N
.....W.....1-0 (9).....A
.....L.....1-3.....A
.....L.....0-1.....A
.....W.....2-1.....A
1988.....L.....1-5.....N
.....L.....0-1 (9).....A
.....L.....1-3.....A
1989.....L.....1-2 (10).....N^
1990.....L.....0-2 (9).....H
.....W.....3-0.....H
1991.....L.....3-4.....N
.....W.....4-1.....N
1992.....W.....3-2.....N



SERIES RECORDS

.....	W.....	2-0.....	H
.....	W.....	6-0.....	H
.....	W.....	2-0.....	H
1993.....	L.....	4-6.....	A
.....	W.....	7-0.....	A
.....	W.....	8-0.....	A
1994.....	L.....	2-3.....	H
.....	W.....	3-1.....	H
1995.....	L.....	1-2.....	A
.....	L.....	2-3.....	A
.....	L.....	3-6.....	A
.....	W.....	5-4.....	N
.....	W.....	6-0.....	N
1996.....	W.....	4-2.....	N
.....	W.....	5-1.....	H
.....	L.....	3-5.....	H
.....	W.....	2-1.....	H
1998.....	L.....	0-3.....	N
2002.....	L.....	0-4.....	N
2004.....	W.....	3-1.....	N
2005.....	W.....	4-2.....	H
2006.....	W.....	4-3.....	H
.....	L.....	2-4.....	H
2007.....	W.....	8-3.....	H
2015.....	W.....	4-3.....	N
2016.....	W.....	4-0.....	H ^A
.....	W.....	2-1.....	H ^A

SOUTH DAKOTA STATE: (FSU LEADS 2-0)

Home: 2-0...Away: 0-0...Neutral: 0-0			
2010.....	W.....	12-0.....	H
.....	W.....	6-0.....	H

SE LOUISIANA: (FSU LEADS 2-0)

Home: 2-0...Away: 0-0...Neutral: 0-0			
2003.....	W.....	4-1.....	H
2005.....	W.....	6-0.....	H

SW MISSOURI STATE: (FSU LEADS 2-1)

Home: 2-0...Away: 0-0...Neutral: 0-1			
1985.....	W.....	4-3.....	H
.....	L.....	0-1.....	N
1989.....	W.....	14-0.....	H

SOUTHERN ILLINOIS: (FSU LEADS 8-4)

Home: 6-3...Away: 0-0...Neutral: 2-1			
1988.....	W.....	5-1.....	H
.....	L.....	1-2.....	H
1989.....	W.....	4-2.....	H
1990.....	W.....	4-0.....	H
1993.....	W.....	1-0.....	H
1996.....	L.....	3-4.....	H
2002.....	W.....	2-1.....	H
2005.....	L.....	0-4.....	H
2007.....	L.....	4-1.....	N
.....	W.....	6-0.....	H
2010.....	W.....	9-1.....	N
2012.....	W.....	2-0.....	N

SOUTHERN MISS: (FSU LEADS 14-5)

Home: 9-4...Away: 2-0...Neutral: 3-1			
1984.....	W.....	1-0.....	A
.....	W.....	1-0.....	A
.....	W.....	3-0.....	N
1987.....	W.....	13-3.....	H
1990.....	W.....	4-0.....	N
.....	W.....	11-0.....	N
1999.....	L.....	0-1.....	N
2000.....	L.....	0-9.....	H
.....	L.....	1-4.....	H
2004.....	W.....	5-1.....	H
.....	W.....	9-1.....	H
2007.....	W.....	2-0.....	H
.....	W.....	6-1.....	H
2008.....	W.....	11-3.....	H
2010.....	L.....	1-2.....	H
2013.....	L.....	1-2.....	H
2014.....	W.....	5-1.....	H
.....	W.....	11-0.....	H
.....	W.....	12-0.....	H

STANFORD: (STANFORD LEADS 2-1)

Home: 0-0...Away: 0-0...Neutral: 1-2			
1985.....	W.....	9-1.....	N
1998.....	L.....	0-1.....	N ^A
2013.....	L.....	1-3.....	N

STEPHEN F. AUSTIN: (FSU LEADS 5-1)

Home: 1-0...Away: 0-0...Neutral: 3-1			
1984.....	L.....	0-2.....	N
1990.....	W.....	5-2.....	N
2009.....	W.....	4-3.....	N
.....	W.....	10-5.....	N
2012.....	W.....	4-3 (8).....	H
2016.....	W.....	11-0.....	H

STETSON: (FSU LEADS 14-1)

Home: 9-0...Away: 2-0...Neutral: 3-1			
1985.....	W.....	2-1.....	H
.....	W.....	4-1.....	N
1987.....	W.....	7-0.....	N
.....	L.....	3-4.....	N
.....	W.....	16-0.....	N
1989.....	W.....	6-0.....	H
1990.....	W.....	3-2.....	H
1994.....	W.....	7-0.....	H
.....	W.....	5-0.....	H
1995.....	W.....	8-0.....	H
.....	W.....	2-0.....	H
1996.....	W.....	1-0.....	H
.....	W.....	6-2.....	H
2000.....	W.....	2-0.....	A
.....	W.....	8-2.....	A

SUSQUEHANNA: (FSU LEADS 2-0)

Home: 2-0...Away: 0-0...Neutral: 0-0			
1985.....	W.....	11-0.....	H
.....	W.....	8-2.....	H

TEMPLE: (FSU LEADS 12-1)

Home: 6-0...Away: 0-0...Neutral: 6-1			
1985.....	W.....	2-0.....	H
.....	W.....	3-0.....	H
1986.....	W.....	7-0.....	N
.....	W.....	2-0.....	N
1987.....	L.....	0-1 (8).....	N
.....	W.....	6-3.....	N
.....	W.....	5-0.....	N
1988.....	W.....	3-0.....	H
.....	W.....	2-0.....	H
.....	W.....	4-3.....	N
1989.....	W.....	2-1.....	H
.....	W.....	8-2.....	H
.....	W.....	3-1.....	N

TENNESSEE: (UT LEADS 5-1)

Home: 0-0...Away: 1-2...Neutral: 0-3			
2006.....	L.....	0-1.....	N
2008.....	L.....	5-8.....	N
2015.....	L.....	1-4.....	N
.....	L.....	2-3.....	A&
.....	W.....	6-1.....	A&
.....	L.....	2-1.....	A&

UT-CHATTANOOGA: (FSU LEADS 9-0)

Home: 4-0...Away: 2-0...Neutral: 3-0			
1996.....	W.....	5-2.....	N
1997.....	W.....	3-1.....	H
2000.....	W.....	1-0.....	A
.....	W.....	2-1.....	A
2001.....	W.....	4-1.....	H
.....	W.....	3-2 (10).....	H
2002.....	W.....	1-0 (8).....	N ^A
2008.....	W.....	5-3.....	N ^A
2012.....	W.....	1-0.....	H

TENNESSEE STATE: (FSU LEADS 1-0)

Home: 1-0...Away: 0-0...Neutral: 0-0			
2013.....	W.....	8-0.....	H

TENNESSEE TECH: (FSU LEADS 5-1)

Home: 2-0...Away: 0-0...Neutral: 3-1			
1986.....	W.....	8-0.....	N
.....	W.....	11-1.....	N
1987.....	W.....	10-0.....	N
2007.....	L.....	9-8 (8).....	N
2012.....	W.....	5-2.....	H
.....	W.....	8-0.....	H

TEXAS: (UT LEADS 7-4)

Home: 1-0...Away: 1-3...Neutral: 2-4			
1998.....	L.....	1-9.....	N
2000.....	L.....	0-1.....	N
2002.....	W.....	1-0.....	H
.....	L.....	2-4.....	N
2004.....	W.....	2-1.....	N
2005.....	L.....	2-7.....	N
2009.....	L.....	2-3.....	A
.....	W.....	6-4.....	A
.....	W.....	2-0.....	N
2013.....	L.....	2-3.....	A ^A
.....	L.....	0-4.....	A ^A

TEXAS A&M: (TEXAS A&M LEADS 5-4)

Home: 1-1...Away: 0-1...Neutral: 3-3			
1984.....	L.....	2-6.....	N
1985.....	L.....	1-2.....	A
1986.....	W.....	1-0.....	N
1988.....	L.....	0-1.....	N ^A
1990.....	W.....	3-1.....	N
.....	W.....	5-0.....	N ^A
1994.....	L.....	3-7.....	H
2004.....	W.....	8-0.....	H
2008.....	L.....	0-7.....	N

TEXAS-ARLINGTON: (UTA LEADS 1-0)

Home: 0-0...Away: 0-0...Neutral: 0-1			
1990.....	L.....	0-2.....	N

TEXAS TECH: (TEXAS TECH LEADS 4-1)

Home: 0-0...Away: 0-0...Neutral: 1-4			
2000.....	W.....	3-0.....	N
2002.....	L.....	1-4 (8).....	N
.....	L.....	7-8 (9).....	N
2003.....	L.....	0-1.....	N ^A
2010.....	L.....	1-2.....	N

TOLEDO: (FSU LEADS 8-1)

Home: 7-1...Away: 0-0...Neutral: 1-0			
1985.....	W.....	3-2.....	H
1986.....	W.....	4-0.....	H
1987.....	L.....	0-3.....	H
.....	W.....	9-6.....	H
.....	W.....	8-1.....	H
1991.....	W.....	1-0.....	N
1993.....	W.....	11-0.....	H
.....	W.....	4-0.....	H
1999.....	W.....	9-1.....	H

TROY: (FSU LEADS 25-12-1)

Home: 19-7...Away: 6-4-1...Neutral: 0-1			
1995.....	W.....	3-1.....	H
.....	W.....	3-0.....	H
1996.....	W.....	5-2.....	H
.....	L.....	1-2.....	H
1997.....	W.....	3-2.....	A
.....	T.....	1-1.....	A
1998.....	L.....	0-5.....	H
.....	W.....	5-4.....	H
1999.....	W.....	6-1.....	H
.....	W.....	7-0.....	H
2000.....	W.....	2-1.....	H
2001.....	W.....	11-0.....	H
.....	W.....	1-0.....	A
.....	L.....	1-2.....	A
2002.....	L.....	2-4.....	N
.....	W.....	7-2.....	H
.....	W.....	9-1.....	H
2003.....	W.....	8-3.....	A
.....	W.....	7-1.....	A

2004.....	W.....	11-2.....	H
.....	W.....	6-2.....	H
2005.....	L.....	3-5.....	A
.....	L.....	1-3.....	A
2006.....	W.....	4-3.....	H
.....	L.....	2-4.....	H
2007.....	W.....	5-3.....	A
.....	W.....	4-2.....	A
2008.....	L.....	1-3.....	H
.....	L.....	0-3.....	H
.....	W.....	3-2.....	H
2009.....	W.....	2-0.....	H
.....	W.....	8-0.....	H
.....	W.....	1-0.....	H
2012.....	L.....	3-4.....	A
2013.....	W.....	12-6.....	H
.....	L.....	3-6.....	H
.....	W.....	8-0.....	H
2015.....	L.....	4-6.....	H

TULSA: (TULSA LEADS 2-1)

Home: 0-2...Away: 1-0...Neutral: 0-0			
2013.....	L.....	2-3 (8).....	H
.....	L.....	1-4.....	H
2016.....	W.....	8-0.....	A

UAB: (FSU LEADS 6-1)

Home: 5-0...Away: 0-0...Neutral: 0-1			
2002.....	W.....	9-0.....	H
.....	W.....	5-3.....	H
.....	W.....	4-1.....	H
2011.....	L.....	0-2.....	N ^A
.....	W.....	13-1.....	N ^A
2016.....	W.....	10-0.....	H
.....	W.....	10-0.....	H

UCF: (FSU LEADS 16-5)

Home: 9-2...Away: 6-3...Neutral: 1-0			
2002.....	W.....	10-2.....	N
2003.....	W.....	2-1(9).....	H
.....	W.....	2-0.....	H
2004.....	W.....	2-1.....	A
.....	W.....	3-2.....	A
2005.....	L.....	1-2.....	H
.....	W.....	1-0.....	H
2006.....	W.....	2-0.....	A
.....	W.....	8-2.....	A
2007.....	L.....	0-1(12).....	H
.....	W.....	8-3.....	H
2008.....	L.....	0-2.....	A
.....	L.....	1-4.....	A
2010.....	W.....	6-1.....	A
2011.....	L.....	1-2.....	A
2012.....	W.....	6-2 (9).....	H
2013.....	W.....	10-3.....	A
2014.....	W.....	6-1.....	H
2015.....	W.....	2-1.....	H ^A
.....	W.....	5-0.....	H ^A
2016.....	W.....	7-1.....	H

UCLA: (UCLA LEADS 8-5)

Home: 0-0...Away: 1-0...Neutral: 4-8			
1990.....	L.....	1-3.....	N%
1991.....	L.....	2-5.....	N
.....	L.....	0-1.....	N%
1994.....	L.....	0-3.....	N
1996.....	L.....	0-4.....	N
2000.....	L.....	0-3.....	N
.....	L.....	1-6.....	N ^A
.....	L.....	1-7.....	N ^A
2002.....	W.....	2-1 (9).....	N%
2012.....	W.....	2-1.....	N ^A
2015.....	W.....	5-1.....	N
2016.....	W.....	3-0.....	A
.....	W.....	8-4.....	N%

ULM: (FSU LEADS 3-0-1)

Home: 1-0...Away: 0-0-1...Neutral: 2-0			
1984.....	T.....	0-0.....	A
1985.....	W.....	1-0.....	N
.....	W.....	10-1.....	N
1988.....	W.....	5-1.....	H



NINE WOMEN'S COLLEGE WORLD SERIES APPEARANCES • 14 ACC CHAMPIONSHIPS

SERIES RECORDS

UNLV: (FSU LEADS 5-1)

Home: 0-0...Away: 0-0...Neutral: 5-1
1990.....W.....4-1.....N%
1991.....W.....3-1.....N%
1992.....W.....4-0.....N^
1996.....L.....2-3.....N
1999.....W.....9-6.....N
2004.....W.....2-1.....N

USC UPSTATE: (FSU LEADS 1-0)

Home: 1-0...Away: 0-0...Neutral: 0-0
2015.....W.....2-0.....H

USF: FSU LEADS (40-13)

Home: 14-4...Away: 16-7... Neutral: 10-2
1985.....W.....2-1.....A
.....L.....3-4.....A
.....W.....2-1.....H
.....W.....2-1.....H
.....L.....1-2.....H
.....W.....1-0.....A
.....W.....1-0.....A
1986.....W.....1-0.....H
.....W.....2-1.....H
.....W.....3-0.....N
1987.....L.....3-7.....A
.....W.....5-4.....N
.....L.....0-2.....N
.....W.....1-0.....N
1988.....W.....2-1.....A
.....W.....8-5 (11).....A
1989.....W.....8-1.....A
.....W.....4-2.....H
.....W.....8-1.....H
.....W.....2-0.....N
1990.....W.....2-1.....A
.....W.....4-1.....A
.....W.....2-0.....A
1991.....W.....2-0.....A
.....L.....0-2.....A
.....W.....6-5.....N
.....W.....2-0.....N
1992.....W.....5-1.....A
.....W.....3-0.....A
.....W.....1-0.....H
1993.....W.....10-0.....H
.....W.....7-0.....H
.....W.....1-0.....N
1994.....W.....2-0.....N
.....W.....4-2.....A
.....W.....6-5.....A
1995.....W.....4-0.....H
.....L.....3-4.....H
.....L.....0-3.....N
1996.....W.....1-0.....A
.....L.....1-4.....A
.....W.....3-1.....N^
.....W.....6-0.....N^
1997.....L.....3-4.....H
.....L.....1-3.....H
1998.....W.....2-1.....A
.....L.....2-3.....A
1999.....L.....1-2.....A
.....W.....2-1.....H
.....W.....5-1.....H
2012.....L.....1-2.....A
2014.....W.....2-0 (11)^.....H
.....W.....2-1.....H

UTAH: (UTAH LEADS 8-5)

Home: 3-1...Away: 0-1...Neutral: 2-6
1986.....L.....2-6.....N
1988.....W.....3-0.....N
.....L.....4-8.....N
1993.....L.....2-3.....N
1997.....L.....2-6.....N
1998.....W.....2-1.....N
.....L.....1-4.....N
1999.....L.....1-5.....N
2005.....L.....5-8.....A
2011.....L.....4-5.....H
.....W.....7-3.....H
2016.....W.....6-2.....H&
.....W.....3-0.....H&

UTAH STATE: (FSU LEADS 3-1)

Home: 0-0...Away: 0-0...Neutral: 3-1
1985.....L.....0-2.....N
1994.....W.....5-3.....N
1996.....W.....6-5.....N
1999.....W.....12-3.....N

UTEP: (FSU LEADS 1-0)

Home: 0-0...Away: 0-0...Neutral: 1-0
2014.....W.....8-0.....N

VALPARAISO: (FSU LEADS 3-0)

Home: 2-0...Away: 1-0...Neutral: 0-0
1986.....W.....5-0.....H
.....W.....2-0.....H
2016.....W.....16-5.....A

VILLANOVA: (VILLANOVA LEADS 1-0)

Home: 0-0...Away: 0-0...Neutral: 0-1
2000.....L.....2-3.....N

WASHINGTON (WASHINGTON LEADS 7-5)

Home: 0-1...Away: 0-0...Neutral: 5-6
1996.....L.....6-13.....N
.....L.....1-3.....N
1997.....L.....3-8.....N
1998.....W.....1-0.....N
2002.....L.....4-6.....H
.....W.....3-2.....N
2004.....W.....7-1.....N
.....W.....2-0.....N%
2007.....W.....3-1.....N
2008.....L.....3-4.....N
2009.....L.....1-4.....N
2013.....L.....0-2.....N

WEST FLORIDA: (FSU LEADS 47-4)

Home: 21-2...Away: 24-2...Neutral: 2-0
1983.....W.....10-4.....A
.....W.....10-9.....A
.....W.....3-1.....N
.....W.....17-4.....H
.....W.....5-1.....N
1986.....W.....5-0.....H
.....W.....6-0.....H
.....W.....3-0.....A
.....W.....5-1.....A
1987.....W.....1-0.....A
.....W.....4-0.....A
1988.....W.....1-0 (8).....H
.....W.....1-0.....H
.....W.....5-3.....A
.....L.....1-2.....A
1989.....W.....3-2 (10).....H
.....L.....1-5.....H
.....W.....3-2.....A
.....W.....3-0.....A
1990.....W.....1-0.....H
.....W.....1-0.....H
.....W.....2-0 (11).....A
.....W.....6-0.....A
1991.....W.....4-3.....H
.....L.....0-5.....H
.....W.....1-0.....A
.....W.....7-0.....A
1992.....W.....2-0.....H
.....W.....2-0.....H
.....W.....6-0.....A
.....W.....11-2.....A
1993.....W.....6-1.....H
.....W.....3-1.....H
.....W.....5-0.....A
.....W.....7-0.....A
1994.....W.....10-0.....H
.....W.....5-0.....H
.....L.....1-4.....A
.....W.....8-0.....A
1995.....W.....8-0.....A
.....W.....3-2.....A
.....W.....9-3.....H
.....W.....3-0.....H

1996.....W.....8-0.....H
.....W.....8-0.....H
.....W.....6-0.....A
.....W.....10-0.....A
1998.....W.....9-3.....A
.....W.....10-6.....A
.....W.....2-1.....H
.....W.....5-3.....H

WESTERN CAROLINA: (FSU LEADS 3-0)

Home: 1-0...Away: 0-0...Neutral: 2-0
1981.....W.....1-0.....N
.....W.....13-9.....N
2012.....W.....9-1.....H

WESTERN ILLINOIS: (FSU LEADS 8-3)

Home: 5-2...Away: 0-0...Neutral: 3-1
1984.....L.....1-3.....H
.....W.....3-1.....H
1985.....W.....1-0.....H
.....W.....9-0.....N
1986.....W.....11-0.....H
.....L.....4-6.....H
1989.....W.....5-2.....N
1991.....W.....2-1.....N
.....W.....2-1.....H
1999.....L.....0-1.....N
2006.....W.....11-6.....H

WESTERN KENTUCKY: (FSU LEADS 1-0)

Home: 1-0...Away: 0-0...Neutral: 0-0
2015.....W.....2-1.....H

WESTERN MICHIGAN (FSU LEADS 1-0)

Home: 1-0...Away: 0-0...Neutral: 0-0
2006.....W.....2-1.....H

WICHITA STATE: (FSU LEADS 1-0)

Home: 0-0...Away: 0-0...Neutral: 1-0
1990.....W.....1-0.....N

WINTHROP: (FSU LEADS 6-0)

Home: 2-0...Away: 0-0...Neutral: 4-0
1987.....W.....8-0.....N
1991.....W.....4-1.....N
.....W.....2-0.....H
.....W.....4-1.....N
1992.....W.....3-1.....N
2003.....W.....1-0.....H

WISCONSIN: (FSU LEADS 6-1)

Home: 2-1...Away: 0-0...Neutral: 4-0
1997.....L.....3-12.....H
2000.....W.....3-0.....N
.....W.....6-5.....N
2011.....W.....7-1.....H
.....W.....9-0.....H
2012.....W.....6-2.....N
.....W.....2-1.....N

WRIGHT STATE: (FSU LEADS 1-0)

Home: 0-0...Away: 0-0...Neutral: 1-0
1998.....W.....8-3.....N

YALE: (FSU LEADS 1-0)

Home: 0-0...Away: 0-0...Neutral: 1-0
1995.....W.....11-1.....N

YOUNGSTOWN STATE: (FSU LEADS 4-0)


Home: 4-0...Away: 0-0...Neutral: 0-0
1997.....W.....8-2.....H
.....W.....6-3.....H
1998.....W.....1-0.....H
.....W.....10-2.....H

- * ACC Conference game
- # ACC Championship game
- ^ NCAA Regional game
- & NCAA Super Regional game
- % NCAA Women's College World Series





UNIVERSITY ADMINISTRATION



JOHN THRASHER
UNIVERSITY PRESIDENT




STAN WILCOX
VICE PRESIDENT/
DIRECTOR OF ATHLETICS




CINDY HARTMANN
DEPUTY DIRECTOR OF ATHLETICS FOR
ADMINISTRATION/SPORT OVERSIGHT




KARL HICKS
DEPUTY DIRECTOR OF ATHLETICS
FOR EXTERNAL OPERATIONS



MATT BEHNKE
SENIOR ASSOCIATE ATHLETICS
DIRECTOR FOR BUSINESS/CFO



JIM CURRY
SENIOR ASSOCIATE ATHLETICS
DIRECTOR FOR GOVERNANCE &
COMPLIANCE



VANESSA FUCHS
SENIOR ASSOCIATE
ATHLETICS DIRECTOR/SWA



DR. GREG BEAUMONT
SENIOR ASSOCIATE
ATHLETICS DIRECTOR/
ASSOCIATE DEAN



MICHELE OSBORNE
ASSOCIATE GENERAL COUNSEL



PAMELA L. PERREWE'
FACULTY ATHLETICS
REPRESENTATIVE

2016-17 FLORIDA STATE BOARD OF TRUSTEES



**Edward E. "Ed"
Burr, Chair**



**Leslie 'Les' Pantin,
Vice Chair**



**Maximo
Alvarez**



**Kathryn
Ballard**



**William "Billy"
Buzzett**



**Emily Fleming
"June" Duda**



Susan Fiorito



**Joseph "Joe"
Gruters**



**Mark
Hillis**



**Craig
Mateer**



**Nathan
Molina**



Bob Sasser



**Brent W.
Semblar**



MEDIA INFORMATION

A NOTE TO THE MEDIA, FANS AND OPPONENTS

Florida State Assistant Sports Information Director Scott Moriak is ready to assist you with any questions or requests you may have about the 2017 Seminole softball program, almanac, coaches and student-athletes. Please do not hesitate to contact the FSU Sports Information office if we can further assist you.

PLAYERS & COACHES INTERVIEWS

All players and coaches interviews should be arranged through the sports information office by contacting Scott Moriak at (715) 641-0365 at least 24 hours in advance. Student-athlete's phone numbers will not be released. Media may not contact any student-athlete through the use of social media, including Facebook and Twitter.

HOW TO COVER THE SEMINOLES

Members of the media are supplied with weekly press releases, including updated statistics, as well as conference and national rankings and information on upcoming games. This information may be obtained in the sports information office and will be updated after every game at www.seminoles.com.

WHERE THE HOME GAMES WILL BE

All of the 2017 softball home games take place on JoAnne Graf Field at the Seminole Softball Complex (capacity 1,000). Media should notify the sports information office prior to home games if they plan to attend. Any accredited photographer wishing to shoot the matches must check in with Scott Moriak prior to game day.

FSU ON THE WEB

All the game stories, updated stats, weekly releases and Seminole softball news you could ever ask for is available 24 hours a day, 365 days a year at Seminoles.com. The official FSU athletics Web site is your first stop for all the information you could ever need on the Seminole softball team and is updated immediately following each game.

FOLLOW FSU SOFTBALL ON SOCIAL MEDIA

Media and fans are encouraged to follow @FSU_Softball on the team's official Twitter page and Facebook (Facebook.com/FSUSoftball) for instantaneous information surrounding the squad. FSU softball also has accounts on Snapchat ([fsu_softball](https://www.snapchat.com/add/fsu_softball)) and Instagram ([fsusoftball](https://www.instagram.com/fsusoftball)). Throughout the 2017 regular season, in-game tweeting will be provided in addition to NeuLion livestats.

SEMINOLE RADIO

Florida State softball will broadcast play-by-play of non-televised games through a streaming radio broadcast on Seminoles.com. The NolesTV service will bring you live updates of the 2017 season, both at home and on the road.

SPORTS INFORMATION DIRECTORY



Scott Moriak
Assistant SID/Softball



Elliott Finebloom
Asst. AD/SID & Digital Media



Chuck Walsh
Deputy SID



Bob Thomas
Associate SID



Zach Stipe
Director of Football
Communications



Steve Stone
Assistant SID



Christa Salerno
Football Media Coordinator/Assistant SID



Steven McCartney
SID Assistant



Billy Clark
SID Assistant

Contact Us At:

Phone: 850-644-2016 / Fax: 850-644-3820

Address Inquiries To:

Florida State Sports Information
PO Drawer 2195
Tallahassee, FL 32316

Ship Overnight Packages To:

Florida State Sports Information
403 Stadium Drive West, Room D0107
Tallahassee, FL 32306

DIGITAL MEDIA DIRECTORY



Tim Linafelt
Senior Writer



Layne Herdt
Assistant Director



Eric Todoroff
Digital Media
Specialist



Lauryn Vickers
Digital Media
Assistant



1981 & 1982 AIAW NATIONAL CHAMPIONS • 29 NCAA APPEARANCES • 42 ALL-AMERICANS

2017 TEAM PHOTO ROSTER



1
Dani Morgan
FR - UT
Newnan, Ga.



2
Morgan Klaevemann
JR - OF
Refugio, Texas



6
Zoe Casas
SO - OF
Rialto, Calif.



8
Korina Rosario
JR - OF
Pensacola, Fla.



9
Deja Bush
R-FR - OF
Davie, Fla.



10
Cali Harrod
SO - UT
Roopville, Ga.



11
Alex Powers
R-SR - 1B
Melbourne, Fla.



12
Carsyn Gordon
SO - UT
Miami, Fla.



13
Anna Shelnett
FR - C/3B
Franklin, Ga.



14
Ellie Cooper
SR - UT
Fenton, Mo.




16
Jessica Burroughs
R-SR - P
Warner Robins, Ga.



21
Sabrina Stutsman
R-FR - UT
Windermere, Fla.



22
Abby Evans
SO - P
Marietta, Ga.



23
Tessa Daniels
SO - 1B/P
Auburn, Ga.



25
Elizabeth Mason
FR - C
Tampa, Fla.



26
Leslie Farris
FR - INF
St. Johns, Fla.



30
Jessica Warren
JR - INF
Tampa, Fla.



34
Sydney Broderick
SR - C
Ashburn, Va.



44
Lauren Harris
SR - OF
St. Cloud, Fla.



48
Meghan King
R-SO - P
Parkland, Fla.



70
Cassidy Davis
FR - P/UT
Valrico, Fla.



HG
Lonni Alameda
Head Coach



AG
Travis Wilson
Assistant Coach



AG
Craig Snider
Assistant Coach

FEBRUARY

UNCONQUERED INVITATIONAL 10TH-12TH

FLORIDA A&M 15TH

BIG 10/ACC CHALLENGE 17TH-19TH

SOUTH ALABAMA 21ST

MARY NUTTER COLLEGIATE CLASSIC 24TH-26TH

MARCH

GEORGIA TECH* 3RD-5TH

NORTH FLORIDA 8TH

VIRGINIA TECH* 10TH-12TH

FGCU/CANISIUS 14TH-15TH

NOTRE DAME* 17TH-19TH

UCF 22ND

VIRGINIA* 24TH-26TH

APRIL

PITT* 3/31-4/2

SYRACUSE* 7TH-9TH

FLORIDA 12TH

SOUTH CAROLINA 14TH-15TH

TROY 18TH

LOUISVILLE* 22ND-24TH

NORTH CAROLINA* 28TH-30TH

MAY

FLORIDA 3RD

OREGON 6TH-7TH

ACC CHAMPIONSHIPS 11TH-13TH

NCAA REGIONALS 18TH-21ST

NCAA SUPER REGIONALS 25TH-28TH

WOMEN'S COLLEGE WORLD SERIES 6/1-6/7



-HOME



-AWAY



-NEUTRAL

* - ACC GAMES