

FLORIDA STATE




2016 SOFTBALL
MEDIA GUIDE



EIGHT WOMEN'S COLLEGE WORLD SERIES APPEARANCES • 13 ACC CHAMPIONSHIPS

TABLE OF CONTENTS



2016 Florida State Softball

Table of Contents.....	1
This is FSU: Tradition.....	2
This is FSU: Community/Academics.....	3
This is FSU: Facilities.....	4
This is FSU: Dugout Club.....	5
#FSACC (Five Core Values).....	6
2014 WCWS.....	7
2016 Softball Quick Facts.....	8
2016 Roster.....	9

Student-Athletes

Macey Cheatham.....	10-11
Victoria East.....	12-13
Alex Kossoff.....	14-15
Jessica Burroughs.....	16-17
Sydney Broderick.....	18
Ellie Cooper.....	19
Bella D'Errico.....	20
Victoria Daddis.....	21
Lauren Harris.....	22
Alex Powers.....	23
Morgan Klavemann.....	24
Korina Rosario.....	25
Jessica Warren.....	26
Meghan King/Megan McReynolds.....	27
Deja Bush/Zoe Casas.....	28
Tessa Daniels/Abby Evans.....	29
Carsyn Gordon/Cali Harrod.....	30
Mia Lacy/Jasmine Palmer.....	31
Sabrina Stutsman/2016 Tribe.....	32
Madison Marshall.....	33

Coaching Staff

Head Coach Lonni Alameda.....	34-35
Assistant Coach Travis Wilson.....	36
Assistant Coach Craig Snider.....	37
Volunteer Coach Carlton Salters.....	38
Softball Support Staff.....	39

2015 Review

2015 Season In Review.....	40-41
2015 Final Statistics.....	42
2015 ACC Standings and Results.....	43
2015 Team Game Highs.....	44
2015 Individual Game Highs.....	45
2015 Game-By-Game Results.....	46
Last Time It Happened.....	47
2015 Box Scores.....	48-63

History of the Program

Hall of Fame & All-Americans.....	64
Honors and Awards.....	65-68
All-Time Letterwinners.....	69
Pro & International Players.....	70
1981 & 1982 National Champions.....	71
Dr. JoAnne Graf.....	72

Results & Records

NCAA Records.....	73-74
Team & Individual Records.....	75
All-Time Top 10.....	76
Single Season Top 10.....	77
Yearly Leaders.....	78-79
Yearly Team Statistics.....	80-81
All-Time Postseason Results.....	82
Year By Year Results.....	83-92
Series Records.....	93-101

Florida State Information

University Administration.....	102
Media Information.....	103
2016 Team Photo Roster.....	104



CREDITS


The 2016 Florida State Softball Almanac is a publication of the FSU Sports Information Office. Written and edited by Scott Moriak. Page template and headers designed by Grant Hawkins Design, while the cover page is designed by Maxo Jean. Page layout by Scott Moriak. Featured photographers: Ryals Lee, Maury Neipris, Phil Kelly, Steve Moakley, Larry Novey, Jordan Culver/Tallahassee Democrat and Ross Obley.



1981 & 1982 AIAW NATIONAL CHAMPIONS • 28 NCAA APPEARANCES

THIS IS FLORIDA STATE SOFTBALL

A WORLD-CLASS PROGRAM BUILT ON TRADITION



Florida State has been a mainstay in the collegiate softball scene since being one of the pioneer programs of the sport in 1978. Over the last 38 years, the Seminole program has done its part to help grow the game exponentially in that time span by churning out several All-America players, staffing quality coaches and stringing together many impressive seasons, including a trip to the 2014 Women's College World Series.

With the 2016 season marking head coach Lonni Alameda's eighth as the Seminole skipper, the direction of the program continues to stay on the right path. Forty-win seasons continue to be a staple of the program, with 32 in the program's 38 seasons. NCAA Championship appearances are always expected, with the Seminoles being one of just nine schools to make an NCAA Regional in every year since 2000.

Historically, there are not many programs that can match the numbers put up by Florida State: 13 Atlantic Coast Conference titles, eight NCAA Women's College World Series appearances, two AIAW national titles, 27 All-Americans with 39 total All-America honors and 28 NCAA Championship appearances.

Being a Florida State softball student-athlete does not mean the sole focus is just on the field. Joining the program puts you in an instantaneous family that is fostered by a fun-loving coaching staff that brings out the best in each player through team-building activities.

In addition to the years of tradition etched in the Florida State softball program, the concept of team never holds a greater meaning than for those dressed in Garnet and Gold. Led by Alameda's fun yet focused approach, Florida State softball student-athletes leave their careers with life-long memories.



EIGHT WOMEN'S COLLEGE WORLD SERIES APPEARANCES • 13 ACC CHAMPIONSHIPS

THIS IS FLORIDA STATE SOFTBALL

COMMUNITY AND ACADEMIC PRIORITIES



Community and Academic Success

- Seminole Softball completed over 1,000 hours of community service in the last academic year; a testament to the hard work and commitment of the FSU softball coaches and players.
- The Seminoles recorded a 100 percent participation rate in a variety of activities, including Literacy Week, National Student-Athlete Day, Miracle League Softball, as well as meeting with cancer patients at Tallahassee Memorial Healthcare.
- The Noles also "adopted" Madison Marshall in 2016 through a partnership with the Friends of Jaclyn Foundation. The 16-year old from Clarksville, Fla., found out she had had brain cancer in 2015.
- FSU earned the Golden Nole award in 2014 and 2015, given to the program with the highest amount of community service hours per student-athlete.
- A team leadership group, known as The Tribe, meets weekly to help promote group activity among the team. The leadership council helps coordinate activities such as Dugout Club Socials, seasonal newsletters, community service activities and more.
- The program carries several All-ACC Academic Honor Roll students, All-ACC Academic team members, postgraduate scholarship winners, CoSIDA/ESPN All-District and All-American performers.
- The Seminoles placed a school-record seven student-athletes on the 2015 All-ACC Academic Softball Team - Ellie Cooper, Victoria Daddis, Morgan Klaevemann, Alex Kossoff, Alex Powers, Bailey Schinella and Lacey Waldrop.
- Kelly Hensley earned the 2013 ACC Scholar Athlete of the Year award for her success both on and off the field.
- The Seminoles have also committed to cleaning a portion of Tallahassee's Tarpe Street as part of Florida's Adopt-A-Highway program.



1981 & 1982 AIAW NATIONAL CHAMPIONS • 28 NCAA APPEARANCES

THIS IS FLORIDA STATE SOFTBALL

FACILITIES SECOND TO NONE



The Seminole Softball Complex

- Known as one of NCAA softball's best venues, JoAnne Graf Field at the Seminole Softball Complex is a modernized athletic facility that caters quite well to student-athletes, coaches and fans.
- Since opening in 1999, Florida State has enjoyed the benefits of playing on their home field. The Seminoles have recorded 437 victories in their 16 years at JoAnne Graf Field.
- The complex's unique design was featured in Athletic Business Magazine's 2002 Architectural Showcase.
- Approaching nearly 12,000 square feet, the FSU Softball batting facility is functional, unique and aesthetically pleasing.
- The facility, which was awarded the 2011 AIA Tallahassee Chapter Design Achievement Honor Award, is endorsed for its combination of external features, comfortable nature and multiple purposes within the sport of softball.
- The near million dollar facility that was spear-headed by architects Lewis + Whitlock is a beacon for future player development, while providing safety from inclement weather.
- The updated batting cage facility allows for training in any kind of weather or environment. There are four batting cages and four bullpen slots on the ground floor, while the second floor is an open space with artificial turf that can be used in multiple ways.
- The Mary Ann Stiles & Barry Smith team building is the home of the Florida State softball and soccer teams. It houses the coaches' offices, which overlook the soccer and softball fields, a reception area, large team and coaches locker rooms, a visiting team locker room and training and equipment rooms.
- One of FSU's most celebrated and renowned alumni couples, Mary Ann Stiles and Barry Smith epitomize the ultimate in professional and athletic achievement. A pioneer in fundraising for women's athletics, Mary Ann Stiles was among the first Golden Chiefs to financially support the women's programs at Florida State. Barry Smith was instrumental in building the Varsity Club and was one of the first inductees into FSU's Hall of Fame.
- The second floor includes additional office space, meeting rooms, tradition space, a classroom furnished with transferable desks and chairs, dry-erase boards, projection screen.
- In 2015, FSU finished remodeling the lower level, complete with an all-new locker room, as well as an updated training room with brand new contrast baths.



EIGHT WOMEN'S COLLEGE WORLD SERIES APPEARANCES • 13 ACC CHAMPIONSHIPS

THIS IS FLORIDA STATE SOFTBALL

DUGOUT CLUB

**FSU Softball Dugout Club**

• The Seminole booster organization, the Dugout Club, is a key part to the success of Florida State softball.

• Fans can support head coach Lonni Alameda and the Seminoles by joining the Dugout Club. The Dugout Club helps the softball program directly by providing supplemental items that are not covered in the softball budget. There are seven different levels of membership, ranging from \$50 (Spear Member) to \$5,000 (Olympian Member).

Dugout Club members get the chance to throw out the first pitch at games, meet with the team, travel to away games, attend preseason and postseason banquets and celebrate our graduates with the Senior Send-Off.

The 2016 events for the Dugout Club and Alumni are:

- Preseason Dinner - February 6
- Alumni Weekend - March 18-19
- End of the Year Banquet - May 18

For more information on the Dugout Club, contact Derril Beech at derril.beech@fsu.edu or (850) 645-8296.





#FSACC

FIVE CORE VALUES OF FLORIDA STATE SOFTBALL

F

FAMILY – When you play softball at Florida State, you don’t just play for a team, you play for a family. Each person cares for their teammates as if they were a sister, committing to each other through thick and thin. As members of an extended softball family, each one motivates the other and enjoys seeing them succeed. When issues arise, communication is key and allows for a loving relationship that creates a bond that results in an entire team of student-athletes fighting for each other, both on and off the field to be the best they can be.

S

SMART – Being smart, in a wide variety of disciplines, is a cornerstone of the Florida State softball program. In school, it allows you to achieve a degree and plan for a future after softball. At practice, it means training with a purpose, honing your skills and gaining experience by not just going through the motions. In the game, it means having a plan at plate offensively or a pitching and defensive shift plan for opposing hitters based on various scouting reports. Off the field, it means making wise decisions with time management and other activities to be able to be at your best.

A

AGGRESSIVE – You aren’t just given things in life, you must aggressively pursue your dreams in order to achieve them. Being aggressive means taking that extra base on a ball in the gap, stealing second when you need to get a runner into scoring position, heading to your teacher’s office hours to talk about things you may not have understood in class, going after a hitter with your best pitch in the best location and challenging yourself to become the best you can be because you are passionate about helping the team succeed.

C

COMPETITIVE – A team-based sport is one of the most competitive dynamic there is in life. To be successful, you need to be competitive in many areas. We strive to be competitive on the field, winning individual games, along with conference and national championships. We are competitive with each other on the team, knowing that we make each other better as each one raises their level of skill and accomplishments. We are also competitive off the field, in the classroom and in the workforce as there are many who would seek to be where we are, but only few will attain it.

C

COMMITTED – The previous four core values mean nothing unless everyone is committed to it. Obstacles and challenges will come up. Losses on the field and issues off of it will occur and cause problems that will need to be addressed. But when we are committed - to each other, to the team, to the goals that have been set - very little can disrupt our goals and pursuits. A unified force with a united passion is very difficult to stop and our commitment to the vision and the process will enable us to be successful.



Core Values Shape Culture

- The Seminole Softball team has incorporated these values into all areas of team life, both on and off the field.
- In the fall of 2015, FSU experienced “The Program”, a two-day boot camp event where the team worked on communication, problem solving, endurance, perseverance, paying attention to details and teamwork while accomplishing tasks on the field and in a pool. This event is where we found the motto for this season, “Right Knee Down”, which helps the team remember that paying attention and having success the small things will bring success in the big things.
- The team also began Seminole Sitdown Sundays in 2015, where once a month the team would get together for dinner as players, coaches and support staff. Each month, the dinner and event would be the responsibility of a different class or group - upperclassmen, freshmen, coaching/support staff, etc.



EIGHT WOMEN'S COLLEGE WORLD SERIES APPEARANCES • 13 ACC CHAMPIONSHIPS

2014 WOMEN'S COLLEGE WORLD SERIES

For the first time since 2004, the Florida State Seminoles advanced to Oklahoma City, Okla., for the Women's College World Series. It marked the first time that FSU had reached the WCWS since the NCAA updated the tournament to include the super regional round in 2005.

Making the World Series seemed unlikely for FSU as it lost game one of the Tallahassee Super Regional by a score of 17-3 to No. 13 Michigan. It set the record for most runs allowed in Seminole history and the 14 run margin of defeat was the largest ever.

Refusing to concede the series defeat, Florida State came out and shutout the Wolverines in game two of the series, 6-0, and were tied 2-2 in the bottom of the seventh inning of game three before senior outfielder Courtney Senas blasted a two-run walk-off home run to deep left center to end the game but begin the celebration at home plate.



Once in OKC, the Seminoles got down to work to continue their impressive season which included the program's 12th ACC Championship and FSU's 24 conference wins set a single-season record in the ACC.

Several Noles were honored with weekly, conference and regional accolades throughout the season, but the final award was given to junior pitcher Lacey Waldrop at the WCWS banquet on the 50th floor of the Devon Tower. Waldrop earned the 2014 USA Softball National Player of the Year award, becoming FSU's second winner of the award following Jessica van der Linden in 2004. Florida State is also the only school with multiple winners of the award.

The first opponent for Florida State was No. 1 Oregon. Junior shortstop and NFCA First Team All-American Maddie O'Brien led off the game with a single to center and Senas followed later the inning with a walk but



the Noles were unable to score a run. Oregon's starting pitcher would only allow two other baserunners for the rest of the game. Waldrop allowed three runs in 5.0 innings as the Seminoles lost to the Ducks, 3-0, to fall into the loser's bracket.

Two days later, FSU faced Baylor in an elimination game. Alex Kossoff led the Noles at the plate, going 2-for-3 with a run scored, including a nice bunt single in the third. However, FSU was unable to capitalize on its chances in the same way that Baylor did. Home runs by BU shortstop Jordan Strickland in the second and sixth inning accounted for four of the seven runs in the contest as Baylor eliminated Florida State from the World Series with a 7-2 victory.

While it was the best season in a decade, and one of the best in program history, the Seminoles know that they have the talent and passion to not only return to OKC and the Women's College World Series in the future, but that they have the goal of finishing the job and being the last team standing as the National Champion.





2016 QUICK FACTS

LocationTallahassee, Fla.
 Founded..... 1851
 Enrollment.....41,773
 Symbol Seminoles
 Colors..... Garnet and Gold
 ConferenceAtlantic Coast
 President.....John Thrasher
 Athletics Director.....Stan Wilcox

Head Coach.....Lonni Alameda
 Alma MaterOklahoma '93
 Career Record 472-278-1 (12 years)
 FSU Record 315-120 (Seven years)
 Assistant Coach.....Travis Wilson
 Alma Mater Canterbury '96
 Assistant Coach.....Craig Snider
 Alma MaterCentenary '05

Home Field JoAnne Graf Field
 Dimensions.....Lines - 200', Center - 220'
 Capacity 1,000
 Press Box Phone850-645-3245

First Year of Softball 1978
 All-Time Record1,798-629-5
 ACC Titles 13*
 *includes tie with Maryland in 1997
 National Titles (AIAW).....2
 NCAA Regional Appearances.....28
 NCAA Super Regional Appearances.....4
 WCWS Appearances8
 NCAA Tournament Record 62-62

2015 Record49-14
 2015 ACC Record20-3
 2015 ACC Finish.....1st (Tournament)
1st (Regular Season)

Starters R/L..... 7/3
 Pitchers R/L..... 2/2
 Letterwinners R/L.....12/6
 Newcomers..... 10

Softball OversightCindy Hartmann
 Softball SID Scott Moriak
 Moriak's emailsmoriak@fsu.edu
 Moriak's Office850-644-2016
 Moriak's Cell715-641-0365
 SID Office Fax..... 850.644.3820
 Websiteseminoles.com
 Mailing Address.....403 Stadium Drive W.
 Tallahassee, FL 32306

Twitter.....@FSU_Softball
 Facebook...../FSUSoftball
 Instagram/fsusoftball
 Snapchat...../fsu_softball
 Periscope...../FSU_Softball

SEMINOLES BY STATE

Florida (13)

Deja Bush Davie
 Macey CheathamWellington
 Bella D'ErricoPonte Vedra Beach
 Victoria Daddis..... St. Johns
 Victoria East.....Pensacola
 Carsyn Gordon Palmetto Bay
 Lauren Harris.....St. Cloud
 Meghan King Parkland
 Megan McReynolds ... Winter Garden
 Alex Powers Melbourne
 Korina RosarioPensacola
 Sabrina StutsmanWindermere
 Jessica WarrenTampa

California (2)

Zoe Casas Rialto
 Alex Kossoff Redondo Beach

Georgia (4)

Jessica Burroughs Warner Robins
 Tessa Daniels.....Auburn
 Abby EvansMarietta
 Cali Harrod..... Roopville

Missouri (1)

Ellie CooperFenton

North Carolina (1)

Jasmine Palmer Biltmore Lake

Texas (1)

Morgan Klaevemann..... Refugio

Virginia (2)

Sydney Broderick.....Ashburn
 Mia Lacy..... Woodbridge

SEMINOLES BY POSITION

Outfield (6)

Deja Bush, Zoe Casas, Lauren Harris,
 Morgan Klaevemann, Alex Kossoff,
 Korina Rosario

Infield (6)

Ellie Cooper, Tessa Daniels, Mia Lacy,
 Jasmine Palmer, Alex Powers, Jessica
 Warren

Catchers (3)

Sydney Broderick, Macey Cheatham,
 Victoria Daddis

Pitchers (5)

Jessica Burroughs, Tessa Daniels,
 Abby Evans, Meghan King, Korina
 Rosario

Utility (7)

Bella D'Errico, Victoria Daddis, Victo-
 ria East, Carsyn Gordon, Cali Harrod,
 Megan McReynolds, Sabrina Stut-
 sman

SEMINOLES BY CLASS

Freshmen (11)

Deja Bush, Zoe Casas, Tessa Dan-
 iels, Abby Evans, Carsyn Gordon,
 Cali Harrod, Meghan King, Mia
 Lacy, Megan McReynolds, Jasmine
 Palmer, Sabrina Stutsman

Sophomores (3)

Morgan Klaevemann, Korina Rosario,
 Jessica Warren

Juniors (7)

Sydney Broderick, Jessica Burroughs,
 Ellie Cooper, Bella D'Errico, Victoria
 Daddis, Lauren Harris, Alex Powers

Seniors (3)

Macey Cheatham, Victoria East,
 Alex Kossoff



EIGHT WOMEN'S COLLEGE WORLD SERIES APPEARANCES • 13 ACC CHAMPIONSHIPS

2016 SOFTBALL ROSTER

NUMERICAL

No.	Name	B/T	Pos.	Yr.	Hometown/Prev. School
2	Morgan Klaevemann	L/R	OF	So.	Refugio, Texas / Refugio
3	Mia Lacy	R/R	INF	Fr.	Woodbridge, Va. / C.D. Hylton
4	Megan McReynolds	R/R	UT	RFr.	Winter Garden, Fla. / Lake Highland
5	Alex Kossoff	L/R	OF	Sr.	Redondo Beach, Calif. / South Torrance
6	Zoe Casas	L/L	OF	Fr.	Rialto, Calif. / Aquinas
7	Jasmine Palmer	R/R	INF	Fr.	Biltmore Lake, N.C. / Enka
8	Korina Rosario	L/L	OF/P	So.	Pensacola, Fla. / West Florida
9	Deja Bush	L/R	OF	Fr.	Davie, Fla. / Charles W. Flanagan
10	Cali Harrod	R/R	UT	Fr.	Roopville, Ga. / Heard County
11	Alex Powers	L/R	1B	RJr.	Melbourne, Fla. / Eau Gallie
12	Carsyn Gordon	R/R	UT	Fr.	Palmetto Bay, Fla. / Coral Reef
14	Ellie Cooper	L/R	INF	Jr.	Fenton, Mo. / Rockwood Summit
16	Jessica Burroughs	R/R	P	RJr.	Warner Robins, Ga. / Houston County
18	Victoria East	R/R	UT	Sr.	Pensacola, Fla. / Escambia
21	Sabrina Stutsman	L/R	UT	Fr.	Windermere, Fla. / West Orange
22	Abby Evans	R/R	P	Fr.	Marietta, Ga. / Hillgrove
23	Tessa Daniels	L/L	1B/P	Fr.	Auburn, Ga. / Buford
24	Victoria Daddis	R/R	UT/C	Jr.	St. Johns, Fla. / Creekside
25	Macey Cheatham	R/R	C	Sr.	Wellington, Fla. / Wellington
28	Bella D'Errico	L/R	UT	Jr.	Ponte Vedra Beach, Fla. / Ponte Vedra
30	Jessica Warren	R/R	INF	So.	Tampa, Fla. / Alonso
34	Sydney Broderick	L/L	C	Jr.	Ashburn, Va. / BYU / Stone Bridge
44	Lauren Harris	R/R	OF	Jr.	St. Cloud, Fla. / Harmony
48	Meghan King	R/L	P	RFr.	Parkland, Fla. / St. Thomas Aquinas

ALPHABETICAL

No.	Name	B/T	Pos.	Yr.	Hometown/Prev. School
34	Sydney Broderick	L/L	C	Jr.	Ashburn, Va. / BYU / Stone Bridge
16	Jessica Burroughs	R/R	P	RJr.	Warner Robins, Ga. / Houston County
9	Deja Bush	L/R	OF	Fr.	Davie, Fla. / Charles W. Flanagan
6	Zoe Casas	L/L	OF	Fr.	Rialto, Calif. / Aquinas
25	Macey Cheatham	R/R	C	Sr.	Wellington, Fla. / Wellington
14	Ellie Cooper	L/R	INF	Jr.	Fenton, Mo. / Rockwood Summit
28	Bella D'Errico	L/R	UT	Jr.	Ponte Vedra Beach, Fla. / Ponte Vedra
24	Victoria Daddis	R/R	UT/C	Jr.	St. Johns, Fla. / Creekside
23	Tessa Daniels	L/L	1B/P	Fr.	Auburn, Ga. / Buford
18	Victoria East	R/R	UT	Sr.	Pensacola, Fla. / Escambia
22	Abby Evans	R/R	P	Fr.	Marietta, Ga. / Hillgrove
12	Carsyn Gordon	R/R	UT	Fr.	Palmetto Bay, Fla. / Coral Reef
44	Lauren Harris	R/R	OF	Jr.	St. Cloud, Fla. / Harmony
10	Cali Harrod	R/R	UT	Fr.	Roopville, Ga. / Heard County
48	Meghan King	R/L	P	RFr.	Parkland, Fla. / St. Thomas Aquinas
2	Morgan Klaevemann	L/R	OF	So.	Refugio, Texas / Refugio
5	Alex Kossoff	L/R	OF	Sr.	Redondo Beach, Calif. / South Torrance
3	Mia Lacy	R/R	INF	Fr.	Woodbridge, Va. / C.D. Hylton
4	Megan McReynolds	R/R	UT	RFr.	Winter Garden, Fla. / Lake Highland
7	Jasmine Palmer	R/R	INF	Fr.	Biltmore Lake, N.C. / Enka
11	Alex Powers	L/R	1B	RJr.	Melbourne, Fla. / Eau Gallie
8	Korina Rosario	L/L	OF/P	So.	Pensacola, Fla. / West Florida
21	Sabrina Stutsman	L/R	UT	Fr.	Windermere, Fla. / West Orange
30	Jessica Warren	R/R	INF	So.	Tampa, Fla. / Alonso

Head Coach - Lonni Alameda (Oklahoma, 1993)

Assistant Coach - Travis Wilson (University of Canterbury, 1996)

Assistant Coach - Craig Snider (Centenary, 2005)

Pronunciation guide

2	Morgan Klaevemann	CLEYV-man	9	Deja Bush	DAY-zhah
5	Alex Kossoff	KOSS-off	12	Carsyn Gordon	Carson
6	Zoe Casas	CASS-sus	25	Macey Cheatham	CHEAT-um
8	Korina Rosario	Co-REENA Ro-zahr-eo	28	Bella D'Errico	Da-REE-co
Head Coach Lonni Alameda		Al-uh-mee-duh			

1981 & 1982 AIAW NATIONAL CHAMPIONS • 28 NCAA APPEARANCES



25 • MACEY CHEATHAM
Catcher • Senior • Wellington, Fla. • Wellington

CAREER HIGHS					
Hits:	2	vs. Boston College (4/7/13)	RBI:	1	2x, last vs. Florida A&M (4/1/15)
Doubles:	1	at Georgia State (4/27/15)	Runs:	2	3x last vs UCF (5/17/15)
Triples:	0	-	Walks:	2	2x, last at Pitt (4/16/14)
Home Runs:	0	-	Stolen Bases:	1	vs UCF (5/17/15)


FSU SOFTBALL TRIBE MEMBER
FSU STUDENT-ATHLETE ADVISORY COUNCIL MEMBER

Junior Season (2015):

Made 47 starts at catcher and played in 54 games overall...finished the season with six hits, 15 runs scored, one double, two RBI and 12 walks...committed just three errors in 358 defensive chances for a .992 fielding percentage... earned the team's Seminole Warrior award for her work in the weight room, as well as the coaches' Taylor Foster award for her attitude, work ethic and service to the community...had a base hit and a run scored versus No. 7 Michigan on February 14...drew a walk in her only plate appearance versus Cal on February 21...walked and scored a run against Boston College on March 1...had a base hit and an RBI against Pitt on March 28...drove in a run on a sacrifice fly against Florida A&M on April 1...scored a run in each game played at NC State (April 3 and April 4)...hit her first career extra-base hit with a leadoff double in the seventh inning at Georgia State on April 27 and finished with a career-high-tying two runs scored...scored a run at North Florida on May 3...posted a sac bunt and scored a run versus NC State on May 8 at the ACC Championships... hit a bunt single, walked and tied a career high with two runs scored against UCF on May 17 to help the Seminoles win the NCAA Tallahassee Regional...hit 10 sacrifice bunts to lead the team and finish second in the conference.

Sophomore Season (2014):

Played in 37 games with 10 starts at catcher...batted .136 with six runs scored, three hits and seven walks...committed just one error in 110 defensive chances for a fielding percentage of .991, second of the team for players with that many chances...drew two walks and scored a run at New Mexico State on February 7...posted a base hit, a walk and a run scored against Saint Mary's on Feb. 9...went 1-for-3 with a run scored in Florida State's 5-1 victory at No. 11 Alabama on March 2...had a base hit in her only at bat at Virginia on March 9...drew two walks and scored two runs – both career-highs – at Pitt on April 16.



CAREER STATISTICS AT FLORIDA STATE

Year	avg	gp-gs	ab	r	h	2b	3b	hr	rbi	tb	slg%	bb	hbp	so	gdp	ob%	sf	sh	sb-att	po	a	e	fld%
2013	.140	33-16	43	5	6	0	0	0	2	6	.140	7	2	16	0	.288	0	1	0-0	137	6	0	1.000
2014	.136	37-10	22	6	3	0	0	0	0	3	.136	7	0	8	1	.345	0	0	0-0	105	4	1	.991
2015	.094	54-47	64	15	6	1	0	0	2	7	.109	12	0	25	0	.234	1	10	1-1	338	17	3	.992
TOTAL	.116	124-73	129	26	15	1	0	0	4	16	.124	26	2	49	1	.272	1	11	1-1	580	27	4	.993



EIGHT WOMEN'S COLLEGE WORLD SERIES APPEARANCES • 13 ACC CHAMPIONSHIPS

25 • MACEY CHEATHAM

Catcher • Senior • Wellington, Fla. • Wellington

Freshman Season (2013):

Provided some defensive stability behind the plate...grew more comfortable at the catching position...showed much improvement in catching All-American pitcher Lacey Waldrop and her offspeed stuff...won the team's Coaches Award for representing Florida State so well on and off the field...also honored for her high character and personable nature...started 16 games at catcher...batted .140 with two RBIs and six total bases...had a base hit in her first appearance as a Seminole against Bethune-Cookman...posted her first multiple-hit game against Boston College in going 2-for-3 and knocked in her first RBI of the season...went 1-for-3 with an RBI in the second game of a doubleheader with Virginia...batted primarily in the eighth spot of the order (11 games).

High School:

Talented player from Wellington High...two-year captain as a junior and senior...second team all-area player as a junior...first team all-area in her senior year...named MVP as a senior...defensive player of the year as a junior...three-time Honor Roll recipient...graduated in the top five percent of her class...member of DECA...club team was the Lady Gators Gold.

Personal:

Born on July 30, 1994...majoring in Business Management and Marketing...daughter of Missy and Tommy Cheatham...her father played tennis at the University of North Texas...has one brother...favorite movie is Silver Linings Playbook...always shakes hands with Jessica Burroughs before the inning starts...favorite artist is Ed Sheeran...states the best part about being an ACC student-athlete is being a part of something bigger than yourself...looks forward to playing games in North Carolina because Taylor Foster's family will be able to come watch her play...Taylor's death in 2014 was a hardship that made her into a better person today...would love to backpack around Europe with friends...has learned that hard work pays off in the end from playing sports...played the trumpet in middle school...currently hooked on "Glee"...favorite accessory in her wardrobe are her shoes.



1981 & 1982 AIAW NATIONAL CHAMPIONS • 28 NCAA APPEARANCES



18 • VICTORIA EAST
Utility • Senior • Pensacola, Fla. • Escambia

CAREER HIGHS					
Hits:	3	6x, last at Florida A&M (2/10/15)	RBI:	4	vs. Coastal Carolina (3/6/15)
Doubles:	2	3x, last vs. Coastal Carolina (3/6/15)	Runs:	3	4x, last at Florida A&M (2/10/15)
Triples:	1	4x, last vs. Georgia Tech (4/26/14)	Walks:	2	3x, last at Alabama (3/2/14)
Home Runs:	1	9x, last vs. Michigan (5/23/14)	Stolen Bases:	1	26x, last vs. Pitt (3/28/15)


- 2014 ALL-ACC THIRD TEAM**
- 2014 NSCA ALL-AMERICAN**
- 2013 ALL-ACC FIRST TEAM**

Junior Season (2015):

Transitioned into an outfielder, making 29 total starts on the season with 22 in right field, five at first base and two in left field...saw action in 55 games overall and batted .284 (29-for-102) with eight doubles and 18 runs batted in...had 13 walks, five stolen bases and scored 22 runs...tied a career high with three hits and three runs scored as FSU defeated Florida A&M on Feb. 10...drove in an RBI against No. 12 UCLA on Feb. 21...went 2-for-3 with a walk against Boston College on February 28...hit two doubles and drove in a career-high four RBI against Coastal Carolina on March 6...drew a walk, stole a base and scored a run versus Bethune-Cookman on March 6...scored two runs in FSU's 8-0 win over Colgate on March 17...pinch-ran and scored, and later hit an RBI double on March 22 at No. 25 Virginia Tech...went 2-for-3 with two RBI and a run scored in the first game of a doubleheader against Pitt on March 28...batted 2-for-4 at NC State on April 3...hit a double and scored a run against No. 3 Florida on April 8...came off the bench and went 2-for-2 with a run scored at Louisville on April 12...was a reserve player in each game of the Virginia series (April 18-19) but batted 2-for-3 with a double, five RBI and three runs scored...hit an RBI single versus Pitt in the ACC Championship game on May 9...drove in a run in FSU's game two victory over No. 8 Tennessee on May 22 in the NCAA Knoxville Super Regional and added a single and scored a run in game three later in the day.

Sophomore Season (2014):

Became the everyday starter at first base, with 52 starts at the position in her sophomore season...also added 10 starts at designated player while appearing in all 64 games...earned All-ACC Third Team honors, the second-straight season that she had been named to one of the three conference teams...batted .264 with 12 doubles, two triples, four home runs, 31 RBI and 31 runs scored...also added 21 walks and eight stolen bases...ranked fifth on the team with 10 multi-hit games...recorded a season-high three hits, including a triple, with an RBI and a run scored against UTEP on Feb. 8...went 2-for-3 with a double and two RBI versus North Dakota State (2/14)...drew a season-high two walks at Alabama on March 2 as the Noles defeated the No. 11 Crimson Tide, 5-1...was a perfect 2-for-2 with a double, two RBI and a run scored as Lacey Waldrop threw a no-hitter at Virginia (3/9)...hit a three-run home



run in FSU's 5-1 victory over Boston College on March 22...hit a solo home run on the first pitch of her at bat in the fourth inning against UNC on March 30... went 2-for-3 with a double and two RBI in game one of a doubleheader versus Maryland on April 5... hit two clutch doubles – one in the seventh and one in the ninth – as FSU came back from a four-run deficit in the seventh to beat Notre Dame 9-7 in nine innings on April 13...had two base hits, a stolen base and a run scored against Syracuse on April 19...made a great stretch to complete a double play on a throw from center-field by Courtney Senas against Georgia Tech on April 27...hit a double and scored two runs in the opening game of the NCAA Tallahassee Regional against Fordham on May 16...blasted a home run to extend FSU's lead to 6-0 and helped the Seminoles force game three in the NCAA Super Regional against Michigan on May 23...drew a walk against Baylor on May 31 in the Women's College World Series...named an All-American by the National Strength and Conditioning Association for her diligence and accomplishments in the weight room.

CAREER STATISTICS AT FLORIDA STATE

Year	avg	gp-gs	ab	r	h	2b	3b	hr	rbi	tb	slg%	bb	hbp	so	gdp	obp	sf	sh	sb-att	po	a	e	fld%
2013	.320	63-63	206	50	66	16	2	5	33	101	.490	16	5	33	1	.378	3	0	13-16	418	14	10	.977
2014	.264	64-62	178	31	47	12	2	4	31	75	.421	21	0	14	0	.335	4	0	8-10	344	0	7	.980
2015	.284	55-29	102	22	29	8	0	0	18	37	.363	13	0	16	2	.362	1	1	5-7	111	1	3	.974
TOTAL	.292	182-154	486	103	142	36	4	9	82	213	.438	50	5	63	3	.359	8	1	26-33	873	15	20	.978



EIGHT WOMEN'S COLLEGE WORLD SERIES APPEARANCES • 13 ACC CHAMPIONSHIPS

18 • VICTORIA EAST

Utility • Junior • Pensacola, Fla. • Escambia

Freshman Season (2013):


Had a fantastic first season as a Seminole...became the first freshman at Florida State to make the All-ACC First Team...developed into a dangerous leadoff batter...batted .320 with five home runs, 33 RBIs, 50 runs scored and 13 stolen bases...recorded a team-leading 16 doubles, tied for fourth in program history...recorded the game-winning solo home run in the top of the eighth to lift Florida State past South Alabama, 7-6, in the Mobile Regional championship game...provided the game-winning two-run home run in the top of the seventh with two outs to defeat Virginia Tech on April 20 in an ESPNU contest...one of three Seminoles to record triple-digit total bases (101)...earned FSU's Rookie of the Year award...nearly half of her RBIs (15) came with two outs...enjoyed a 12-game hit streak from March 24 to April 14...had 19 multiple-hit games, the second-most on the team...had seven straight multiple-hit efforts from March 30-April 7 against Maryland, LSU and Boston College...added nine multiple-RBI games...started all 63 games, including 57 at first base, four at third base and two at designated player...registered her first base hit as a Seminole in going 3-for-4 with three RBIs and three runs scored against Bethune-Cookman...batted 2-for-3 with her first career home run, two RBIs and two runs scored at UCF... tied a career high with three runs scored against LIU Brooklyn...went 6-for-11 (.546) with three doubles, a home run, two RBIs, four walks and five runs scored in the season series at Maryland...was a perfect 2-for-2 with two runs scored and three RBIs in the first game of a doubleheader against Boston College...recorded a two-run double off All-American pitcher Blaire Luna in game one of the NCAA Super Regionals in Austin, Texas...had a big-hitting effort in a 6-3 win over Auburn, going 3-for-4 with a home run and three RBIs... finished second in the ACC with 66 base hits, fourth in runs scored, second in doubles and first in at-bats.

High School:

Great offensive performer at Escambia High School...four year letterwinner for varsity softball...Pensacola News Journal Hitter of the Year in 2009, 2011 and 2012...batted .598 with 13 doubles, 40 RBIs and led the state of Florida with 15 home runs as a senior...NFCA All-Star Team member as a senior...also a 6A All-State first team player as a senior...earned player of the week honors by MaxPreps and the Pensacola News Journal as a junior...four-time Pensacola News Journal First Team player...made the Pensacola Area All-Star Team and won the home run derby event...four-time honor roll recipient...graduated high school cum laude...played club for the Wichita Mustangs and the Mobile Thrillers.

Personal:

Born on July 26, 1994...majoring in Criminology...daughter of Cheryl and David East...has two brothers and two sisters...comes from a very athletic family...father played baseball at Murray State and sister (Ashley East) played softball at Rollins College...grew up with four dogs, two rabbits and two turtles...favorite movie is "Transformers"...loves to watch Impractical Jokers...favorite accessory are her necklaces...cannot live without peanut butter...aspires to be a sports lawyer...thinks that maturity, being easy to talk to and having respect for other teammates are key qualities that make a team leader...loves the New York Yankees...enjoys going to football games with her teammates...proudest moment of her life is when she found out she was going to play softball for Florida State...has a sporty style of dress...would most like to meet Derek Jeter.



1981 & 1982 AIAW NATIONAL CHAMPIONS • 28 NCAA APPEARANCES



5 • ALEX KOSSOFF
Outfielder • Senior • Redondo Beach, Calif. • South Torrance

CAREER HIGHS					
Hits:	3	3x, last at North Florida (5/3/15)	RBI:	2	4x, last at North Florida (5/3/15)
Doubles:	1	4x, last at Virginia Tech (3/22/15)	Runs:	2	5x, last vs. Pitt (5/9/15)
Triples:	1	4x, last vs. Pitt (5/9/15)	Walks:	2	5x, last vs. Pitt (5/9/15)
Home Runs:	0	-	Stolen Bases:	1	18x, last vs. Dartmouth (5/15/15)

2015 ALL-ACC ACADEMIC TEAM
2015 ACC TOP SIX FOR SERVICE
FSU SOFTBALL TRIBE MEMBER

Junior Season (2015):

Primary left fielder for the Seminoles, starting 56 games at the position while appearing in 62 games overall...batted .306 (49-for-160) with two doubles, three triples, 10 RBI and 22 runs scored... added 16 walks and nine sacrifice hits which ranked second on the team and tied for third in the conference...she matched or surpassed her season career-highs in 14 different categories... earned the ACC Top Six For Service award for her work in the community as a leader of FSU Softball's TRIBE...hit a double in the season opener against Georgia Southern on Feb. 7...posted a leadoff triple to center in the fifth inning against No. 7 Michigan on February 14...went 2-for-2 vs. No. 20 Cal at the Mary Nutter Classic on February 21...batted .555 (5-for-9) with a sac bunt in the series sweep of Boston College on Feb 28-March 1...recorded her first career outfield assist on a game-ending double play against BC on February 28 as she caught a fly ball near the wall in left and retired the runner trying to tag to third base...came off the bench and went 2-for-2 with a triple and a single - all in the sixth inning - at Florida Atlantic on March 10...went 2-for-3 with two runs scored against Colgate on March 17...had four hits, including a double and an RBI, during the road sweep of No. 25 Virginia Tech...tied a season high with two hits and tied a career high with two RBI versus Florida A&M on April 1...posted a 12-game hitting streak from March 17 to April 3...robbed two home runs during the series at NC State - one during the second inning of game one on April 3 and another during the sixth inning of game three...tied a career high with three hits and two RBI at Louisville on April 12...walked and scored the game-tying run in the top of the seventh at Georgia Tech as the Seminoles went on to defeat the Jackets, 2-1, in eight innings on April 25...batted 3-for-3 with two runs scored and two RBI - matching career-highs in all three categories - in FSU's 15-1 win at North Florida on May 3...tied career highs with two walks and two runs scored in the ACC Championship game against Pitt on May 9 and added her third triple of the season in the second inning...went 2-for-3 with a run scored in FSU's 5-1 victory over Dartmouth in the NCAA Tallahassee Regional (May 15)... recorded nine multi-hit games during the season.



Sophomore Season (2014):

Florida State's primary right fielder who started 52 games while making 61 appearances...recorded eight multiple-hit games with seven two-hit performances...finished the season with a .333 average (37-for-111) with two doubles, five RBI, 12 walks, six stolen bases and 29 runs scored...was perfect defensively on 18 chances...had two hits and a sacrifice bunt versus UTEP on Feb. 8...set a went 2-for-3 with a walk and a run scored in FSU's victory over No. 9 Nebraska (2/9)...batted 2-for-2 with a double, a walk and a run scored in the 8-2 win over Charleston Southern on February 21...was 2-for-2 with a run scored and stolen base at Florida Gulf Coast on March 12...tied a career high with two hits and an RBI at No. 23 Notre Dame on April 13...tied a career high with two runs scored and added two hits in game one of a doubleheader against Syracuse on April 19...had a base hit, stolen base and a run scored on May 8 in the ACC quarterfinal against Georgia Tech...set a new career high in hits (3) and RBI (2) in FSU's 2-0 win over USF in 11 innings on May 17 during the NCAA Tallahassee Regional...scored a run in helping Florida State force a game three against Michigan in the NCAA Tallahassee Super Regional on May 23...was 2-for-3 with a run scored against Baylor on May 31 in the Women's College World Series.

CAREER STATISTICS AT FLORIDA STATE

Year	avg	gp-gs	ab	r	h	2b	3b	hr	rbi	tb	slg%	bb	hbp	so	gdp	ob%	sf	sh	sb-att	po	a	e	fld%
2013	.247	50-30	81	14	20	0	1	0	6	22	.272	9	0	22	0	.322	0	0	3-5	8	0	2	.800
2014	.333	61-52	111	29	37	2	0	0	5	39	.351	12	1	9	0	.403	0	3	6-8	18	0	0	1.000
2015	.306	62-58	160	22	49	2	3	0	10	57	.356	16	1	18	0	.371	1	9	9-11	61	1	1	.984
TOTAL	..301	173-140	352	65	106	4	4	0	21	118	.335	37	2	49	0	.370	1	12	18-24	87	1	3	.967



EIGHT WOMEN'S COLLEGE WORLD SERIES APPEARANCES • 13 ACC CHAMPIONSHIPS

5 • ALEX KOSSOFF

Outfielder • Senior • Redondo Beach, Calif. • South Torrance

Freshman Season (2013):

Became a reliable player at the bottom of the order...Florida State's primary right fielder who started 30 games...batted all across the order, including ninth (17 games), eighth (6), sixth (3), seventh (2), first (1) and second (1)...recorded three multiple-hit games, with all three being two-hit performances...recorded first stolen base of her Florida State career against Hofstra on Feb. 16...played a big role in Florida State's 'Miracle in Mobile' rally in the South Alabama Regional, recording an infield single that allowed Courtney Adams to eventually score and cut the deficit to 6-2 with two outs...Knocked in her first RBI as a Seminole against Troy...came in to pinch-hit against Presbyterian and went 1-for-1 with a run scored...drew two walks and scored a run in the second game of a doubleheader against FIU...was a perfect 2-for-2 from the plate against Boston College...entered the game as a pinch-hitter against Virginia and finished 2-for-2 with a triple, an RBI and a run scored...had two hits and an RBI against Boston College in the ACC Tournament...went 1-for-1 against Mississippi State in the NCAA Mobile Regional...jumped her batting average by 65 points over her final 17 games played, going 12-for-37 (.324)...drew nine walks, including two against FIU in game two of a doubleheader on March 12...recorded RBIs in back-to-back games against Tennessee State and Georgia Southern.


High School:

Outstanding athlete for South Torrance High...played four years of softball and three years of soccer...ranked No. 92 in the ESPN Top 100 signees of 2012...earned feats such as first team all-league in 2009...first team all-league and best offensive player in 2010...first team all-league, second team all-area, All-California Interscholastic Federation (CIF), MVP, Athlete of the Season (spring) and Female Athlete of the Year in 2011...first team all-league, first team all-area, best offensive, All-CIF and first team all-state her senior year

of high school...finished junior season batting .506 with 33 stolen bases and 37 runs scored in 28 games played...did not commit an error and struck out just five times in 109 plate appearances as a junior...also earned soccer accolades such as All-CIF Southern California, Rookie of the year in 2009 and best defensive player in 2010 and 2011...club team was the Mizuno Pride...was a member of Best Buddies, which aims at creating enriching opportunities for those with intellectual and developmental disabilities...also a member of the student council and the spirit club (Green House Effect)...earned academic honors in English and Social Science (Spartan Laurel in 2011 and 2012)...honor roll student all four years of high school.

Personal:

Born on April 26, 1994...majoring in Information Technology...daughter of Alan Kossoff and Korey House...has two sisters...favorite movie is My Cousin Vinny...favorite magazine is People...favorite song is Free Fallin' by Tom Petty...favorite class is digital graphic design...would like to add LSU to the schedule...enjoys watching Big Bang Theory...cannot live without her dog Cooper...loves country music...favorite home-cooked meal is zucchini lasagna with a salad...favorite sports idol as a child was Mia Hamm...would love to meet Derek Jeter and admires his hard work ethic...wears the number five because it is her dad's favorite number...aspires to be a User Experience Designer...loves the themed travel that the team does on road trips...possesses fast fingers on the computer keyboard.





1981 & 1982 AIAW NATIONAL CHAMPIONS • 28 NCAA APPEARANCES



16 • JESSICA BURROUGHS
Pitcher • Redshirt Junior • Warner Robins, Ga. • Houston County

CAREER HIGHS


Innings Pitched:	10.0	vs. South Carolina (2/19/15)	Walks Allowed:	7	vs. Auburn (3/25/15)
Runs Allowed:	10	vs. Auburn (3/25/15)	Strikeouts:	14	2x, last vs. Florida AGM (4/1/15)
Earned Runs:	8	vs. Auburn (3/25/15)	Hits Allowed:	11	at Notre Dame (4/13/14)

- 2015 ACC TOURNAMENT MVP
- 2015 ACC ALL-TOURNAMENT TEAM
- 2015 ALL-ACC SECOND TEAM
- 2014 ALL-ACC SECOND TEAM
- FSU SOFTBALL TRIBE MEMBER

Redshirt Sophomore Season (2015):

Completed an impressive sophomore campaign in the circle, securing ACC Tournament MVP honors along with All-ACC Second Team accolades...finished the season with a 19-6 record, 2.08 ERA with 219 strikeouts and 185.0 innings pitched...gave up 115 hits, 70 runs with 55 earned, along with 69 walks as teams batted .171 against her...made 39 appearances with 29 starts...recorded her first career no-hitter versus Coastal Carolina on March 8, posting seven strikeouts and one walk over 5.0 innings...faced just one over the minimum, retiring 18 of the 19 batters she faced, in a complete game victory over Georgia Southern on Feb. 7...recorded a career-high 14 strikeouts against No. 6 Kentucky on February 8...posted a complete-game victory over No. 20 Nebraska on February 13, allowing just four hits, one run, one walk and recording six strikeouts...set a career high with 10.0 innings pitched and earned the complete-game victory over South Carolina on Feb.

19...recorded nine strikeouts in a complete-game victory over Boston College on February 28...struck out 11 over 7.0 innings against Hofstra on March 7 as FSU came from behind to win 2-1...struck out the first seven batters of the game on March 17 against Colgate; finished with a complete-game 5.0 inning victory with 13 Ks and zero walks...recorded her second straight 13-strikeout performance on March 18 in a loss to Troy...registered nine strikeouts in a complete-game shutout of Pitt on March 28...tied a career high with 14 strikeouts in a 6.0-inning shutout of Florida A&M on April 1...earned her second career save at NC State on April 3, retiring all three batters she faced in the seventh inning as the Noles defeated the Wolfpack 6-5...posted her second save of the season on April 12, tossing the final 3.0 innings at Louisville without allowing a hit and striking out four in FSU's 9-1 win...recorded 12 strikeouts in 5.0 innings as the Noles posted a 8-0, run-rule victory over UVa on April 18...retired all five batters she faced, including two strikeouts, in a relief appearance at No. 1 Florida on April 22...earned the win at Georgia Tech on April 26, tossing 4.0 innings and allowing one run on two hits with three strikeouts...struck out four batters in 2.0 shutout innings at North Florida on May 3...earned a save and recorded two wins in three relief appearances at the ACC Championships as she tossed 13.2 innings and posted 18 strikeouts while allowing just one run...allowed five hits and went 2-0 over three games and 16.1 innings of the NCAA Tallahassee Regional, including 16 strikeouts...allowed one unearned run over 6.0 innings in a 6-1 win at No. 8 Tennessee on May 22 as the Noles forced game three of the NCAA Knoxville Super Regional.



CAREER STATISTICS AT FLORIDA STATE

Year	era	w-l	app	gs	cg	sho	sv	ip	h	r	er	bb	so	2b	3b	hr	bf	bavg	wp	hbp	bk	sfa	sha
2014	2.08	17-1	28	21	6	3/5	1	114.2	83	40	34	45	125	15	1	8	478	.198	8	9	0	2	2
2015	2.08	19-6	39	28	15	8/1	3	185.0	115	70	55	69	219	16	3	16	765	.171	15	12	0	2	9
TOTAL	2.08	36-7	67	49	21	11/6	4	299.2	198	110	89	114	344	31	4	24	1243	.181	23	21	0	4	11



EIGHT WOMEN'S COLLEGE WORLD SERIES APPEARANCES • 13 ACC CHAMPIONSHIPS

16 • JESSICA BURROUGHS

Pitcher • Redshirt Junior • Warner Robins, Ga. • Houston County

Redshirt Freshman Season (2014):

Made a huge impact on the FSU pitching staff in her first full season in the circle...earned All-ACC Second Team honors...posted a 17-1 record and a 2.08 ERA with 125 strikeouts in 28 appearances with 21 starts...allowed opponents to hit .198 against her over 114.2 innings...had 14 appearances where she allowed two or fewer hits...tossed five complete games with three shutouts...was a top 25 finalist for NFCA National Freshman of the Year...named FSU Rookie of the Year by her teammates and coaches...allowed just one hit and zero runs with four strikeouts over 4.0 innings to get the win in her first career appearance at New Mexico State on Feb. 7...recorded nine strikeouts and allowed zero walks in a complete-game win over Southern Miss on Feb. 14...allowed just one hit over 5.0 innings in a shutout victory at Virginia (3/8)...retired 19 in a row while striking out a career-high 10 batters in a complete game victory over NC State on March 16...matched her career mark in strikeouts with 10 against Boston College (March 22) and Syracuse (April 19)...made the first relief appearance of her career against Florida on April 9, recording the final out of the game on a strikeout...allowed just two hits and posted eight strikeouts in a complete-game shutout of Georgia Tech (4/26)...earned her first career save by pitching a scoreless seventh inning against Georgia Tech on April 27...tossed 5.0 innings of relief and struck out four to earn the win against Georgia Tech in the ACC Quarterfinals on May 8...recorded four strikeouts and allowed just two hits in 3.0 innings of relief against Baylor at the Women's College World Series.

Freshman Season (2013):


Redshirted her first year at Florida State...has the potential to make a great impact on the pitching staff in 2014...earned the Seminole Warrior Award for her maximum effort put forth in the weight room...should form an effective tandem with All-American pitcher Lacey Waldrop in the 2014 season...despite not gaining time on the field, she threw excellent bullpen sessions and has a strong repertoire of pitches.

**High School:**

Had plenty of success at Houston County High...varsity letterwinner all four years and played club ball for nine years with the Atlanta Vipers...accolades include first team all-county and all-region as well as second team all-state as a freshman...named first team all-state, all-county, and all-region as a sophomore...region pitcher of the year runner-up following sophomore campaign...first team all-county and all-region as a junior...also a second team all-state player as a junior...first team all-state, all-region and all-county following senior season...earned county player of the year honors...tossed several no-hitters in high school.

Personal:

Born on Nov. 22, 1993...majoring in Social Science...daughter of Alesia Taylor and Joe Burroughs...has one sister...favorite movie is "Pearl Harbor"...wears the No. 16 because her life seems to be lucky when that number is around...enjoys participating in community service with the team, especially visiting patients at Tallahassee Memorial Hospital...favorite song is Rhiannon by Fleetwood Mac...favorite subject in school is math...favorite home-cooked meal is twice baked potatoes and shrimp scampi...says that the best part of being an ACC student-athlete is being a part of a softball program that will make ACC history...her sport idol as a child was Jennie Finch...most unique job in high school was painting the softball dugout...had numerous pets growing up – two ducks, four dogs, two hamsters, two guinea pigs and two cats...aspires to own her own restaurant...television show she watches the most is "Pretty Little Liars"...favorite accessory in her wardrobe are her Olukai flip flops...loves shopping.



1981 & 1982 AIAW NATIONAL CHAMPIONS • 28 NCAA APPEARANCES




34 • SYDNEY BRODERICK
Catcher • Junior • Ashburn, Va. • Stone Bridge

CAREER HIGHS			
Hits:	0	RBI:	0
Doubles:	0	Runs:	0
Triples:	0	Walks:	0
Home Runs:	0	Stolen Bases:	0

- 2015 ALL-WCC FIRST TEAM
- 2015 NFCA ALL-PACIFIC REGION THIRD TEAM
- 2014 ALL-WCC FIRST TEAM
- 2014 WCC CO-FRESHMAN OF THE YEAR
- 2014 NFCA ALL-PACIFIC REGION THIRD TEAM
- FSU SOFTBALL TRIBE MEMBER

Sophomore Season at BYU (2015):
All-WCC First Team...earned NFCA All-Pacific Region Third Team... named College Sports Madness All-WCC First Team...garnered WCC Player of the Week three times in a row (3/23, 3/30, 4/5)... earned WCC Player of the Week by College Sports Madness (4/6)... hit .358 for third on the team with seven home runs and team highs in doubles, triples and runs batted in...led the WCC with five doubles and ranked fourth in 30 total bases...achieved a season-long 14-game hitting streak and 12-game on-base streak...notched multi-home run games against San Jose State and Saint Mary's...hit 1-for-3 with two RBI and a triple in win over Northwestern...named to the 2015 All-WCC Preseason Softball Team... named to the College Sports Madness 2015 West Coast Preseason All-Conference First Team...batted .562 with nine hits, three home runs, nine RBI, six runs scored and a 1.312 slugging percentage for an NFCA Selected Top Performance...ended the season on a current hitting streak of eight games and reached base streak of 14...started 54 of 54 games played.



Freshman Season at BYU (2014):
All-WCC First Team...Co-WCC Freshman of the Year...College Sports Madness WCC Field Player of the Year and Freshman of the Year...NFCA All-Pacific Region Third Team...No. 79 toughest to strikeout in NCAA...top 10 in the WCC in every offensive category including: batting average (3rd), slugging percentage (5th), on-base percentage (4th), runs scored (3rd), hits (1st), RBI (3rd), triples (2nd) and home runs (4th)...went a perfect 3-for-3 four times this season against Portland State, Idaho State, Weber State and Saint Mary's...had the game-winning sacrifice fly in the bottom of the eighth inning against Portland State in the Stanford Louisville Slugger Classic...was a double away from hitting for the cycle against Idaho State going 3-for-3 with 3 RBIs to help lead BYU back from a 10-0 deficit...caught the potential tying run stealing against Idaho State...won WCC Player of the Week for Week 8 and 9...had a walk-off bunt single against Utah State...hit the go-ahead three-run home run against San Diego to give BYU the series victory...had a 16-game hitting streak and a 25-game reached base streak going into the last week of the season, both team highs...went 2-for-3 with a run and two doubles in the season's final game against Northwestern in the Washington Regional...19 multiple-hit games, 8 multiple-RBI games as BYU's lead-off hitter...batted a team-high .432 with runners in scoring position and was 10-for-11 with a runner on third and two outs...started all 57 of BYU's games.

High School:
Attended Stone Bridge High School...led her team to the 2013 Virginia AAA state championship game...named three times to the First Team All-District and All-Region teams...two time Virginia High School Coaches Association Softball AAA First Team...three-time Washington Post First Team All-Met...as a junior, named to the Max Preps first team All-America...as a senior, one of her most memorable moments was hitting a walk-off three-run home run...batted .505 with 30 RBIs, 22 stolen bases...in 2012, hit .571 with 53 RBIs and earned First Team All-District, First Team All-Region and First Team All-State accolades...also a varsity basketball player at Stone Bridge...played travel ball for the NJ Intensity.

Personal:
Born on December 5, 1994...has two sisters and a brother...looking forward to playing Virginia Tech because it is close to home...states that the best part of being a student-athlete is playing top level teams and competing against the best...favorite movie is Step Brothers...enjoys listening to Luke Bryan...aspires to work for the Washington Nationals...cannot live without her dog, Emmy...owns a motorcycle...favorite home-cooked meal is her dad's steak with fried rice and broccoli.

CAREER STATISTICS

Year	avg	gp-gs	ab	r	h	2b	3b	hr	rbi	tb	slg%	bb	hbp	so	gdp	ob%	sf	sh	sb-att	po	a	e	fld%
2014 - BYU	.360	57-57	175	37	63	11	2	6	31	96	.549	23	6	10	0	.444	3	0	6-6	374	25	3	.993
2015 - BYU	.358	54-54	162	31	58	12	3	7	44	97	.589	23	1	7	2	.411	0	2	3-4	102	74	5	.972
TOTAL		111-111	337	68	121	23	5	13	75	193	.578	46	7	17	2	.429	3	2	9-10	476	99	8	.986



EIGHT WOMEN'S COLLEGE WORLD SERIES APPEARANCES • 13 ACC CHAMPIONSHIPS



14 • ELLIE COOPER

Infielder • Junior • Fenton, Mo. • Rockwood Summit

CAREER HIGHS

Hits:	3	4x, last vs. Bethune-Cookman (3/6/15)	RBI:	3	vs. Virginia (4/18/15)
Doubles:	2	at Virginia Tech (3/21/15)	Runs:	3	at Florida Atlantic (3/10/15)
Triples:	0	-	Walks:	2	6x, last at Louisville (4/12/15)
Home Runs:	0	-	Stolen Bases:	1	8x, last at Georgia Tech (4/25/15)

- 2015 ALL-ACC SECOND TEAM
- 2015 CAPITAL ONE ACADEMIC ALL-REGION DISTRICT IV FIRST TEAM
- 2015 ALL-ACC ACADEMIC TEAM
- 2015 NFCA SCHOLAR-ATHLETE
- FSU SOFTBALL TRIBE MEMBER

Sophomore Season (2015):

Earned All-ACC Second Team honors and batted .333 (55-for-165) with seven doubles, two triples, 26 RBI and 34 runs scored...also had 20 walks, seven stolen bases and was hit by 10 pitches...finished third on the team with 16 multi-hit games and also had six multi-RBI games...was named to the Capital One Academic All-Region First Team for District IV for her accomplishments on the field and in the classroom...earned the team's Golden Nole award for her work with community service, as well as the Most Improved award...named to the All-ACC Academic Team...was hit by three pitches in the same game at Florida A&M on February 10...went 2-for-4 with an RBI and a run scored versus No. 7 Michigan on February 14...tied a career high with three hits as she went 3-for-4 with a run scored and a stolen base against No. 20 Cal at the Mary Nutter Classic on February 21...batted 1-for-3 and tied a career high with three runs scored versus Oklahoma State on February 20...tied a career high with three hits against Bethune-Cookman on March 6, added two RBI and two runs scored in the game as well...set a career high with three runs scored on March 10 as FSU defeated Florida Atlantic, 12-0 in six innings...had a base hit and scored a run versus USC Upstate on March 12...came off the bench and went 2-for-3 with an RBI against Notre Dame on March 14...hit a walk-off double against Colgate in a 8-0, five-inning win on March 17; finished the game 2-for-3 with two RBI and a walk...hit two doubles in game two of the doubleheader at No. 25 Virginia Tech (3/21), including a two-run, two-out double to tie the game in the seventh inning as FSU would go on to win 7-6 in eight innings...went 3-for-4 with a run scored against No. 9 Auburn on March 25 to tie a career high in hits...batted 2-for-3 with two runs scored and an RBI against Florida A&M on April 1...went 2-for-2 with two walks and a run scored at NC State on April 4...had a single, two walks and two runs scored at Louisville on April 12...was 2-for-3 with a triple and a career-high three RBI against Virginia in game two of a doubleheader on

April 18...batted 2-for-3 with two RBI and a double in the final game of the series at Georgia Tech (4/26)...drove an RBI double off the wall, scored two runs and drew a walk in FSU's 15-1 victory at North Florida on May 3...hit a single and added a sac fly versus NC State at the ACC Championships on May 8...had a two-RBI single against Dartmouth in the NCAA Tallahassee Regional on May 15...drove in a run on a sacrifice fly against No. 13 UCF on May 17 in the regional championship game...went 2-for-3 with a run scored and an RBI in game two of the NCAA Knoxville Super Regional at No. 8 Tennessee.

Freshman Season (2014):


Provided the Seminoles with defense as both an infielder and outfielder... appeared in 53 games and started 12 games at first base and 11 games in left field...showed her versatility with appearances at many other positions and would often pinch-run as well...finished her first season with a .246 batting average (17-for-69) with three doubles, nine RBI, 14 walks and 21 runs scored...hit a double and added two walks with an RBI and a run scored at New Mexico State (2/7)...went 3-for-3 with two RBI and a run scored in FSU's 9-0 victory vs. North Dakota State on February 15...scored a career-high two runs three times during the season - vs. Southern Miss (2/15), vs. Charleston Southern (2/21) and vs. UC Santa Barbara (2/22)... went a perfect 1-for-1 with a career-high two walks, an RBI and a run scored in FSU's 5-4 victory over No. 25 Auburn on February 26...hit a walk-off two-RBI single against FAMU on March 26...hit a pinch-hit RBI single in the ACC Semifinal against North Carolina on May 9...crushed a double to center to lead off the sixth inning against Baylor at the Women's College World Series on May 31.

High School:

A three-year letterwinner at Rockwood Summit...enjoyed a fine senior season, being named Suburban South Conference Player of the Year...also a first-team all-state selection, a first-team all-conference and region pick, the team MVP and the offensive player of the year as a senior...earned second-team all-state honors as a junior while being named team MVP, offensive player of the year and first-team all-conference and region... Suburban South Conference Player of the Year following her sophomore season...first-team all-conference and region and a second-team all-state performer...honor roll student all four years...earned the board of education award in her sophomore and senior years.

Personal:

Born on Dec. 30, 1994...majoring in Sport Management...daughter of Russell and Stacey Cooper...born in Wellington, New Zealand...has ambitions of being a college softball coach...has one brother and one sister...her father played professional fast pitch softball...has competed internationally for New Zealand since 2011...enjoys playing at Louisville because they have a great facility and atmosphere...would like to add Oregon to the schedule... favorite movie is The Heat...favorite ice cream is cookie dough...cannot live without music...favorite artist is Eminem...can play the drums...she mostly watches ESPN and 'Pretty Little Liars'...loves wearing earrings...describes her style as athletic...envis celebrity actress Sandra Bullock because 'she is hilarious'...enjoys a good chicken and dumplings home-cooked meal... wears No. 14 because it was the number her father wore...sports idol as a child was Natasha Watley... hopes to someday meet Derek Jeter...most memorable win was defeating Michigan in game three of the 2014 NCAA Super Regional.



CAREER STATISTICS AT FLORIDA STATE

Year	avg	gp-gs	ab	r	h	2b	3b	hr	rbi	tb	slg%	bb	hbp	so	gdp	ob%	sf	sh	sb-att	po	a	e	fld%
2014	.246	53-23	69	21	17	3	0	0	9	20	.290	14	3	13	1	.391	1	0	1-4	141	6	3	.980
2015	.333	62-59	165	34	55	7	2	0	26	66	.400	20	10	16	0	.429	3	8	7-9	47	77	8	.939
TOTAL	.308	115-82	234	55	72	10	2	0	35	86	.368	34	13	29	1	.418	4	8	8-13	188	83	11	.961

1981 & 1982 AIAW NATIONAL CHAMPIONS • 28 NCAA APPEARANCES



28 • BELLA D'ERRICO
Utility • Junior • Ponte Vedra Beach, Fla. • Ponte Vedra

CAREER HIGHS			
Hits:	-	RBI:	-
Doubles:	-	Runs:	1 25x, last vs. NC State (5/8/15)
Triples:	-	Walks:	-
Home Runs:	-	Stolen Bases:	1 7x, last vs. UCF (5/17/15)

**2014 NFCA SCHOLAR-ATHLETE
 FSU STUDENT-ATHLETE ADVISORY COUNCIL MEMBER**

Sophomore Season (2015):


Excellent pinch runner with impressive instincts while on the base paths...played in 31 games (30 as a pinch runner) and scored 15 runs and finished with five stolen bases...played in her first game of the season on March 6 against Bethune-Cookman and scored a run...scored a run against Troy on March 18...pinch ran and scored in game one and game three of the road series at No. 25 Virginia Tech...scored a run against No. 9 Auburn on March 25... pinch ran and scored in each appearance at NC State on April 3 and 4...scored a run in each of the last two games of the Virginia series on April 18-19...pinch ran and scored the winning run in a 2-1, eight-inning victory at Georgia Tech on April 25 – she reached second on a wild pitch, stole third with two outs and scored on an infield single by Lauren Harris...entered the game to play left field and had her first career at bat on May 3 at North Florida...pinch ran and scored against both Boston College and NC State at the ACC Championships (May 7-9)...stole a base against Dartmouth and No. 13 UCF in the NCAA Tallahassee Regional on May 15 and 17...scored a run at No. 8 Tennessee on May 22 in game two of the NCAA Knoxville Super Regional on May 22.

Freshman Season (2014):

Played in 45 games as a pinch runner and scored 11 runs during her freshman season...scored a run as a pinch runner in FSU's 5-0 victory vs. North Dakota State on February 16...stole her first collegiate base versus Houston in the Easton Crimson Classic in Tuscaloosa, Ala., on February 28...scored as a pinch runner in FSU's 5-1 win at No. 11 Alabama on March 2...ran for Kelly Hensley and scored in FSU's 14-6 win over Maryland (4/5)...recorded a stolen base against Syracuse on April 20...came on to pinch run for Celeste Gomez and scored against North Carolina in the ACC Tournament semifinal on May 9...pinch-ran and scored on a home run by Celeste Gomez versus Michigan in game two of the NCAA Tallahassee Super Regional on May 23.

High School:

A four-year starter at Ponte Vedra High School...named to the 5A Miracle Sports Softball First-Team All-State player as a senior...garnered first team all-first coast, first team all-St. Johns County and team co-offensive player of the year honors in her senior year... named to the all-first coast team and all-county team her sophomore and freshman years...garnered her high school's team co-offensive player of the year and Big Bat Award (junior, sophomore



and freshman years) and the team hustle and roadrunner awards... had a career batting average of .450...batted .486 in her senior season...played club ball for the nationally-ranked Florida Storm Gold under Jerry Shepherd...a member of the National Honor Society, mission trip club, ambassador marketing club academy, JT Townsend Foundation and Mackenzie Wilson Foundation...was also a vacation bible school counselor and softball camp volunteer...played basketball, volleyball and soccer in addition to softball during high school.

Personal:

Born on May 5, 1995...majoring in Media and Communication... daughter of Michael and Mary D'Errico...has one sister, three brothers and four dogs...enjoys playing at Florida because there is nothing like playing a top team in a packed stadium...favorite movie is 'Hunger Games'...favorite magazine is People...loves listening to Florida Georgia Line...enjoys her advertising class...cannot live without coffee, the beach and her family...enjoys watching Criminal Minds...favorite home-cooked meal is BBQ chicken...loves serving the community, especially when the team visits patients at the hospital...fruit, yogurt and granola are her choices for a healthy snack...squats, lunges and pushups are the top exercises she believes that kids can do at home...recommends kids eat bananas before a big game and that they do something active every day...believes that it is important to stay in school not only to have a successful life, but also to become the best version of you and reach your full potential...has learned the importance of hard work, physically and mentally, through playing sports...says that her proudest moment was becoming a Nole.

CAREER STATISTICS AT FLORIDA STATE

Year	avg	gp-gs	ab	r	h	2b	3b	hr	rbi	tb	slg%	bb	hbp	so	gdp	obp	sf	sh	sb-att	po	a	e	fld%
2014	.000	45-0	0	11	0	0	0	0	0	0	.000	0	0	0	0	.000	0	0	2-2	0	0	0	.000
2015	.000	31-0	1	15	0	0	0	0	0	0	.000	0	0	0	0	.000	0	0	5-5	0	0	0	.000
TOTAL	.000	76-0	1	26	0	0	0	0	0	0	.000	0	0	0	0	.000	0	0	7-7	0	0	0	.000



EIGHT WOMEN'S COLLEGE WORLD SERIES APPEARANCES • 13 ACC CHAMPIONSHIPS



24 • VICTORIA DADDIS
Utility/Catcher • Junior • St. Johns, Fla. • Creekside

CAREER HIGHS					
Hits:	2	6x, last vs. NC State (5/8/15)	RBI:	4	vs. Florida A&M (4/1/15)
Doubles:	1	8x, last at Tennessee (5/22/15)	Runs:	2	2x, last at Louisville (4/12/15)
Triples:	1	2x, last at Louisville (4/12/15)	Walks:	2	2x, last vs. Pitt (5/9/15)
Home Runs:	1	4x, last vs. NC State (5/8/15)	Stolen Bases:	0	-

- 2015 ACC ALL-TOURNAMENT TEAM
- 2015 ALL-ACC ACADEMIC TEAM
- 2015 NFCA SCHOLAR-ATHLETE
- FSU SOFTBALL TRIBE MEMBER

Sophomore Season (2015):

Versatile player who contributed in numerous positions during the season...played in 56 games with 31 starts and saw action at second base, third base, catcher and designated player...named to the ACC All-Tournament Team after batting .400 with two walks, a home run and three RBI as she helped the Seminoles win their 13th ACC Championship in school history...earned All-ACC Academic Team honors...finished the season with a batting average of .276 (27-for-98), including 12 extra-base hits – six doubles, two triples and four home runs...drove in 26 runs, drew 13 walks and scored nine runs...had a base hit up the middle against Georgia Southern on February 8...hit a pinch-hit two-RBI triple to center against Oklahoma State on February 20...drove in an RBI on a sacrifice fly against Bethune-Cookman on March 6...had a career-high three RBI against Colgate on March 17 after a pinch-hit, bases-clearing double in the fifth inning...hit a pinch-hit RBI double to tie the game in the seventh inning at No. 25 Virginia Tech on March 21 as the Seminoles would go on to win 7-5 in eight innings...started each of the last two games at No. 25 Virginia Tech and posted four hits, three RBI, including a two-RBI double to give FSU the lead on March 22 as the Seminoles swept the Hokies on the road...hit her first career home run – a solo shot to left field – as part of a seven-run second inning against No. 9 Auburn on March 25...added a career-high two walks in game two of the doubleheader against Auburn on March 25... hit a solo home run and finished with two RBI against Pitt on March 28... set career highs in runs scored (2) and RBI (4) and tied in hits (2) after she crushed a grand slam in the bottom of the sixth to secure a 11-0 run-rule victory over Florida A&M on April 1...had a pair of two-hit performances at Louisville on April 11 and 12, adding a double in game one and a triple with two runs scored in game two – matching career highs in all categories...had a pinch-hit single at Georgia State on April 27...scored a run and drove in an RBI at North Florida on May 3...hit an RBI single and added a two-run home run versus NC State in the ACC semifinal game on May 8... tied a career high with two walks and scored the go-ahead run versus Pitt in the ACC Championship...had a hit in all three games of the NCAA Knoxville Super Regional, including RBI doubles in games one and two at No. 8 Tennessee on May 21-22.

Freshman Season (2014):

An asset for the Seminoles coming off the bench and also made six starts late in the season...hit .229 with eight hits, two doubles and two RBI... scored three runs and drew six walks in 29 game appearances...recorded her first collegiate hit against Southern Miss on February 16...had a pinch-hit RBI double against Virginia Tech on March 11...was walked in her only plate appearance against Florida Gulf Coast on March 12...had a nice "homecoming" as the St. Johns, Fla., native recorded a base hit and scored a run at North Florida on March 19...recorded a pinch-hit single in her only plate appearance as FSU defeated Florida in Gainesville for the first time since 2003 by a score of 3-2 in eight innings...was a perfect 1-for-1 in a victory vs. Maryland on April 5...made her first career start on April 26 against Georgia Tech...hit an RBI double and added a walk and a run scored in the ACC Quarterfinal versus Georgia Tech on May 8.



High School:

Earned Florida Class 5A Player of the Year following senior season at Creekside High...also a Class 5A First Team player in 2012 and 2013... led her county in batting average as a sophomore, hitting .456...named Miracle Sports All-Florida High School 5A Defensive Player of the Year following her junior season...All-First Coast softball team selection as a junior...led her high school to a district and conference championship as a junior...multiple selections to the all-county team...guided her Florida Select travel club team to the USSSA/ESPNSHS 18U Gold 'A' World Series title in 2012...2012 ASA 18U Gold Southern national champions.

Personal:

Born on Aug. 2, 1995...majoring in Sport Management...daughter of Troy and Tammy Daddis...has one brother...an ACC venue she is looking forward to playing in is North Carolina...favorite artist is Beyonce...favorite movie is 'A League of Their Own'...favorite flavor of ice cream is vanilla...something she cannot live without is her family...loves to play hacky sack with her teammates...TV shows she watches the most are 'Criminal Minds' and 'SportsCenter'...favorite accessory in her wardrobe are her Air Jordans... believes confidence, a strong work ethic and selflessness are qualities that make a team leader...favorite home-cooked meal is fettuccine alfredo...favorite healthy snack includes fruit...wears No. 24 because of her best friend Colleen Darragh – she always had my back on and off the field growing up, so I'll keep her there...sports idol as a child is Derek Jeter...named after her grandfather, Victor...proudest moment was signing to FSU.

CAREER STATISTICS AT FLORIDA STATE

Year	avg	gp-gs	ab	r	h	2b	3b	hr	rbi	tb	slg%	bb	hbp	so	gdp	ob%	sf	sh	sb-att	po	a	e	fld%
2014	.229	29-6	35	3	8	2	0	0	2	10	.286	6	0	6	2	.341	0	0	0-0	5	17	0	1.000
2015	.276	56-31	98	9	27	6	2	4	26	49	.500	13	2	31	3	.365	2	0	0-0	12	10	3	.880
TOTAL	.263	85-37	133	12	35	8	2	4	28	59	.444	19	2	37	5	.359	2	0	0-0	17	27	3	.936

1981 & 1982 AIAW NATIONAL CHAMPIONS • 28 NCAA APPEARANCES



44 • LAUREN HARRIS
Outfielder • Junior • St. Cloud, Fla. • Harmony

CAREER HIGHS					
Hits:	2	vs. UCSB (2/22/14)	RBI:	2	vs. UCSB (2/22/14)
Doubles:	0	-	Runs:	2	at. Virginia Tech (3/22/15)
Triples:	0	-	Walks:	0	-
Home Runs:	1	vs. UCSB (2/22/14)	Stolen Bases:	1	vs. UCF (2/19/14)

Sophomore Season (2015):

Reserve player that often entered the game as a late-game defensive replacement or as a pinch runner...batted .182 (2-for-11) with one RBI and 10 runs scored...earned the team's Sniper Award at the annual banquet...pinch ran and scored runs against South Carolina and No. 12 UCLA at the Mary Nutter Classic in Palm Springs, Calif (February 19-21)...scored a run against Boston College on March 1...made an amazing catch in right field – crashing into the wall to save extra bases and multiple runs – against Troy on March 18...posted her first hit of the season and scored a career-high two runs as the Seminoles completed the series sweep with a 5-2 win at No. 25 Virginia Tech on March 22...recorded the first outfield assist of her career against No. 9 Auburn on March 25, throwing out a runner at the plate after a single to right field... hit a game-winning RBI single to defeat Georgia Tech on April 25 and give the Noles a 2-1, eight-inning victory...reached on an error and came around to score a run versus NC state on May 8 at the ACC Championships...made a great catch crashing into the wall in foul territory in right field against No. 13 UCF on May 17 in the NCAA Tallahassee Regional.



Freshman Season (2014):

Appeared in 56 games as an outfielder and pinch runner and batted .300 with 10 runs scored, a home run, and two RBIs...stole the first base of her career against UCF...earned her only start of the season on February 22 against UC Santa Barbara and recorded her first collegiate hit – a two-run home run – and added another single later in the game...had a hit in her only at bat at Virginia on March 9...scored the go-ahead run in FSU's 3-1 win over Notre Dame in the ACC Championship game on May 10.

High School:

Established several school records while at Harmony High...those records include home runs (19), RBIs, stolen bases and slugging percentage...her softball jersey was the first to be retired at the school...four-time all-state performer, including three first-team honors as a sophomore, junior and senior...four-time Orange Belt All-County Team player...led her team to district and regional championships as a sophomore as well as a district title as a senior...All-Central Florida Honorable Mention 7A utility player following junior year...named the Osceola Gazette Co-Player of the Year following sophomore season...All-Central Florida Second Team utility player as a sophomore...named the team rookie of the year as a freshman...also weightlifted her first two years in high school, being named the team's MVP as a freshman and a sophomore...played volleyball as a sophomore...became a certified vet assistant.

Personal:

Born April 26, 1995...daughter of Billy and Laura Harris...has one sister...enjoys the trash pick community service days with the team...enjoys watching 'Once Upon A Time'...favorite accessory in her wardrobe are her earrings...had numerous pets growing up, including several dogs, cats, ferrets, rabbits, chickens, hamsters and even a cow...a home-cooked meal she loves is steak with mashed potatoes and squash...healthy snack she recommends to kids are oranges...wears No. 44 because she aspires to be like former Team USA member Laura Berg...is a first-degree-black belt...most memorable win was a walk-off victory against Michigan in the 2014 NCAA Super Regional to advance to the WCWS.

CAREER STATISTICS AT FLORIDA STATE

Year	avg	gp-gs	ab	r	h	2b	3b	hr	rbi	tb	slg%	bb	hbp	so	gdp	ob%	sf	sh	sb-att	po	a	e	fld%
2014	.300	56-1	10	10	3	0	0	1	2	6	.600	0	0	3	0	.300	0	0	1-4	9	0	1	.900
2015	.182	45-1	11	10	2	0	0	0	1	2	.182	0	0	3	0	.182	0	0	0-1	10	1	0	1.000
TOTAL	.238	101-2	21	20	5	0	0	1	3	8	.381	0	0	6	0	.238	0	0	1-5	19	1	1	.952



EIGHT WOMEN'S COLLEGE WORLD SERIES APPEARANCES • 13 ACC CHAMPIONSHIPS



11 • ALEX POWERS

First Baseman • Junior • Melbourne, Fla. • Eau Gallie

CAREER HIGHS					
Hits:	2	14x, last vs. NC State (5/8/15)	RBI:	6	vs. Auburn (3/25/15)
Doubles:	2	2x, last at NC State (4/3/15)	Runs:	2	5x, last vs. Virginia (4/18/15)
Triples:	1	2x, last vs. UCF (4/16/15)	Walks:	4	vs. Georgia Southern (2/8/15)
Home Runs:	2	2x, last vs. Auburn (3/25/15)	Stolen Bases:	0	-

- 2015 ACC ALL-TOURNAMENT TEAM
- 2015 ALL-ACC ACADEMIC TEAM
- 2015 NFCA SCHOLAR-ATHLETE
- FSU SOFTBALL TRIBE MEMBER

Redshirt Sophomore Season (2015):

Started all 63 games of the season, appearing as a first baseman and designated player...finished with a .266 batting average (42-for-158) with 13 doubles, two triples, nine home runs and 45 RBI...her 56 walks were second on the team and tied for the seventh most in the NCAA in 2015...walked in all four plate appearances versus Georgia Southern on Feb. 8... hit two home runs in a game - the first two of her career - at Florida A&M on February 10...hit two doubles and drove in two RBI versus No. 20 Nebraska on Feb. 13...crushed a three-run home run in the first inning vs. No. 20 Nebraska on February 15 as the Noles went on to win 3-2...named ACC Player of the Week on February 16...batted 2-for-4 with a home run and three RBI vs. No. 20 Cal and went 2-for-4 with two RBI and a double versus No. 12 UCLA on the final day of the Mary Nutter Classic (Feb. 21)...went 2-for-2 with two walks and two runs scored against Coastal Carolina on March 8...blasted a grand slam on her way to driving in a career-high five RBI at Florida Atlantic on March 10...drew two walks against USC Upstate on March 12...registered three walks against Notre Dame on March 14... went 2-for-3 from the plate with a double and a two-run home run against Troy on March 18...hit two home runs and drove in a career-high six RBI against No. 9 Auburn on March 25...had two hits and two RBI against Pitt on March 28...posted five hits, including four doubles, with four RBI and two runs scored in the series at NC State on April 3-4...had a walk, RBI single and a run scored in FSU's 9-1 win at Louisville on April 12...drew a total of seven walks in the series versus Virginia and scored three runs... tied a career high with two hits at Florida on April 22...reached base in nine of 10 plate appearances at the ACC Championships with a double, two singles and six walks...was 2-for-2 with two RBI and two walks against NC State on May 8...hit a walk-off RBI triple to right field to defeat UCF, 2-1, in the NCAA Tallahassee Regional on May 16.

Redshirt Freshman Season (2014):

Saw action in 40 games and made eight starts as the designated player for the Seminoles as she continued to recover from multiple knee surgeries...batted .314 with 16 hits, three doubles, three runs, nine walks and 12 RBI...had an on-base percentage of .417 and a .373 slugging percentage... recorded the first hit of her career against UC Santa Barbara on February 22...drove in the first run of the game, and also the first RBI of her career, against Houston in the Easton Crimson Classic on February 28... was 1-for-2 with a career-high two runs scored and a walk at Virginia on March 9...hit a double and scored a run at North Florida on March 19... came off the bench and was a perfect 2-for-2 with two RBI against Florida A&M on March 26, setting career highs in both hits and RBI...hit an RBI off the wall down the left field line to extend FSU's lead in the series finale at North Carolina on March 31...walked and hit a double in a FSU victory versus Maryland on April 6...her two-RBI single in the ninth carried FSU to a 9-7 win in game two of a doubleheader at Notre Dame on April 13...hit an RBI double to left in game two of a doubleheader at Pitt (4/16)...tied a career high with two hits and two RBI against Syracuse on April 20...had a single, a walk and an RBI in an ACC quarterfinal game against Georgia Tech on May 8...hit a pinch-hit single versus Fordham on May 16 in the NCAA Tallahassee Regional.



Freshman Season (2013):

Received a medical redshirt after missing her freshman season due to a knee injury sustained in the fall of 2012.

High School:

Fantastic player at Eau Gallie High...earned 6A first team all-state honors during freshman season...4A second team all-state during her sophomore year...4A offensive All State Player of the Year during her junior year... 4A first team all-state and Bright House Sports Network Softball Player of the Year during both her junior and senior year...all-state Defensive Player of the Year as a senior...4A All Cape Coast Conference Team all four years of high school...2011 4A State Champs...2011 National Champs with club team, Team North Florida...third place at PGF 2011...honor roll student all four years...member of J. Kyle Braid Leadership Foundation, Best Buddies and president of the Interact Club...played volleyball and ran cross country in high school.

Personal:

Born on June 6, 1994...majoring in Sport Management...daughter of Pam and Kevin Powers...favorite movie is "My Best Friend's Wedding"...would love to have Michigan and LSU on the schedule...career ambition is to be a softball coach or strength and conditioning coach...wears number 11 because it is the number her dad wore while playing baseball...always wears a necklace from her dad during games...believes that confidence, the ability to take charge and a good work ethic are qualities that make a team leader...most gratifying community service experience is visiting Tallahassee Memorial Hospital and talking with the cancer patients...her sports idol as a child and someone she would like to meet is Derek Jeter...enjoys R&B music...favorite accessory in her wardrobe is her watches...describes her dress style as beach casual...knows how to wiggle her ears...favorite home-cooked meal is bacon-wrapped chicken and green beans.

CAREER STATISTICS AT FLORIDA STATE

Year	avg	gp-gs	ab	r	h	2b	3b	hr	rbi	tb	slg%	bb	hbp	so	gdp	ob%	sf	sh	sb-att	po	a	e	fld%
2014	.314	40-8	51	3	16	3	0	0	12	19	.373	9	0	13	0	.417	0	0	0-0	0	0	0	.000
2015	.266	63-63	158	25	42	13	2	9	45	86	.544	56	3	29	0	.459	3	0	0-0	346	2	10	.972
TOTAL	.278	103-71	209	28	58	16	2	9	57	105	.502	5	3	42	0	.450	3	0	0-0	346	2	10	.972

1981 & 1982 AIAW NATIONAL CHAMPIONS • 28 NCAA APPEARANCES



2 • MORGAN KLAEVEMANN
Outfielder • Sophomore • Refugio, Texas • Refugio

CAREER HIGHS					
Hits:	3	6x, last vs. Dartmouth (5/15/15)	RBI:	2	3x, last vs NC State (5/8/15)
Doubles:	1	5x, last vs. UCF (5/17/15)	Runs:	3	2x, last vs. Virginia (4/19/15)
Triples:	2	vs. Virginia (4/19/15)	Walks:	3	2x, last at Louisville (4/11/15)
Home Runs:	0	-	Stolen Bases:	2	vs. Virginia (4/19/15)


- 2015 ALL-ACC FIRST TEAM**
- 2015 NFCA SOUTHEAST ALL-REGION THIRD TEAM**
- 2015 ALL-ACC ACADEMIC TEAM**
- FSU SOFTBALL TRIBE MEMBER**

Freshman Season (2015):

Excellent freshman season where she played in all 63 games with 60 starts in centerfield...the dynamic, lefty slapper was named to the All-ACC First Team and NFCA Southeast All-Region Third Team after leading Florida State with a .393 batting average (70-for-178), which is the seventh-highest season batting average in FSU history...added five doubles, three triples with 19 RBI, 43 runs scored and 20 stolen bases...also finished third on the team with 29 walks...posted a 26-game hitting streak from March 25 to May 17, ranking second-longest in FSU and ACC history as well as tied for No. 24 in NCAA history...stole two bases and walked twice at Florida A&M on February 10 to set career highs in both categories...set a career high with three hits as she went 3-for-4 at the plate against No. 7 Michigan (Feb. 14) and scored a run...went 1-for-3 with an RBI versus No. 13 Tennessee at the Mary Nutter Classic (Feb. 19)...batted 3-for-3 with an RBI and a career-high two runs at Florida Atlantic on March 10...went 2-for-2 with a walk in a 2-0 win against USC Upstate on March 12...recorded an outfield assist on March 14 against Notre Dame; also went 2-for-4 from the plate in the 7-3 win over the Irish...reached base in seven consecutive plate appearances from March 8-12...drew a career-high three walks against Troy on March 1...hit a single and a double in the seventh and eighth innings, respectively, as the Seminoles rallied to defeat No. 25 Virginia Tech, 7-6 in eight innings, on March 21...batted 2-for-3 with an RBI and a career-high three runs scored against No. 9 Auburn on March 25...went 7-for-9 with an RBI and a run scored over the three-game series with Pitt on March 28-29...hit an RBI single against No. 3 Florida on April 8...walked three times at Louisville on April 11 to tie a career high...tied a career high with three hits at Louisville on April 12; also drove in a career-high two RBI...posted three hits, including two triples, scored three runs and drove in two RBI - tying career highs in all categories - against Virginia on April 19...had two game-saving outfield assists in game two of a doubleheader at Georgia Tech on April 26 - with FSU leading 3-2 in the sixth, she threw out a runner at the plate after a single to center. Then with the same score and one out in the seventh, she caught a fly ball and retired a runner at the plate to end the game...went 2-for-3 with two runs scored and an RBI at North Florida on May 3...hit a two-RBI triple against NC State in the ACC semifinal on May 8...posted two hits each in ACC tournament games against Boston College and Pitt...tied a career high with three hits against Dartmouth in the first game of the NCAA Tallahassee Regional (May 15)...hit an RBI single and added a stolen base in game three of the NCAA Knoxville Super Regional at No. 8 Tennessee on May 22...was perfect defensively, with zero errors in 65 defensive chances, including six outfield assists.

High School:

Outstanding multiple sport athlete for the Refugio Bobcats...also played for the Texas Bombers Gold travel team...named to the Caller Times All-South Texas Team (2012-14) and Victoria Advocate All-Area Team (2012-14)...earned All-State accolades by both the Texas Girls Coaches



Association and the Texas Sportswriters Association in 2013 and 2014... was the 2014 District 30-AA softball offensive player of the year...received Academic All-District honors all four years...RHS Softball MVP in 2011 and 2012...won Refugio's Powerlifting award...2nd Team All-District in basketball in 2012 and 2013...2014 District 30-AA basketball MVP and Academic All-District...named to the Victoria Advocate All-Area basketball team in 2014...2014 RHS Athlete of the Year...qualified for the regional track meet from 2011-14 in multiple events...ran the 4x100m relay at the state meet in 2014...named to the distinguished honor roll all four years...member of the National Honor Society and was NHS President at Refugio...was also Senior Class and Student Council President...RHS Geometry Award in 2011 and World Geography Award in 2012...earned the Chemistry AP award...was named the Valedictorian of her high school class...selected Florida State among offers from many schools, including Oklahoma, Texas and LSU.

Personal:

Born on January 13, 1996...majoring in Biological Science...has one brother...aspires to be a veterinarian...mentions that the best part of playing in the ACC is to compete against some of the best athletes around... favorite movie is Fried Green Tomatoes...can hold herself sideways on a pole like a flag...enjoys watching Scandal and Grey's Anatomy...cannot live without her yellow lab, Lilly...used to show chickens and turkeys at the county fair...loves her mom's Rotisserie chicken with rice and green beans... says a leader is someone who leads by example, is trustworthy and has a good heart...favorite flavor of ice cream is vanilla with chocolate syrup...can play the saxophone.

CAREER STATISTICS AT FLORIDA STATE

Year	avg	gpg	gs	ab	r	h	2b	3b	hr	rbi	tb	slg%	bb	hbp	so	gdp	ob%	sf	sh	sb-att	po	a	e	fld%
2015	.393	63-60	178	43	70	5	3	0	19	81	.455	29	0	30	0	.476	1	3	20-21	59	6	0	1.000	
Total	.393	63-60	178	43	70	5	3	0	19	81	.455	29	0	30	0	.476	1	3	20-21	59	6	0	1.000	



EIGHT WOMEN'S COLLEGE WORLD SERIES APPEARANCES • 13 ACC CHAMPIONSHIPS



8 • KORINA ROSARIO
Outfielder/Pitcher • Sophomore • Pensacola, Fla. • West Florida

CAREER HIGHS					
Hits:	2	vs, Bethuune-Cookman (3/6/15)	RBI:	2	2x, last at Georgia Tech (4/25/15)
Doubles:	1	vs, Georgia Southern (2/7/15)	Runs:	2	vs, Bethuune-Cookman (3/6/15)
Triples:	1	vs, Bethuune-Cookman (3/6/15)	Walks:	1	3x, last at Georgia Tech (4/26/15)
Home Runs:	0	-	Stolen Bases:	1	at FAU (3/10/15)



strikeouts...Named All-Area Pitcher of the Year, Pensacola News Journal Female Athlete of the Year, FHSAA 4A Player of the Year and the Florida Dairy Farmers "Miss Softball" in 2014...selected to the 2014 MaxPreps All-American team and the 2014 FACA All-Star Team.

Personal:

Born May 3, 1996...an Exploratory major...has two older sisters, Ki-ana and Kayla...favorite movie is the Avengers...favorite magazine is National Geographic...loves to listen to Florida Georgia Line...enjoys speech class in school...favorite meal is stuffed pork chops...says she cannot live without tomatoes...enjoys watching The Walking Dead...wears No. 8 because, "Cat Osterman is my idol"...enjoys giving back in community service and helped her school's optimist club make Christmas wreaths and sell Christmas trees...most memorable win is the 7th inning comeback against UCF in the NCAA Regionals in 2015.

Freshman Season (2015):

Played in 38 games with 12 starts as a true freshman...started four games in left field, two games in centerfield and six games in right field on the season...batted .190 (8-for-42) with a double, triple, home run and five RBI...she posted three walks and scored nine runs...her first career hit went for a double against Georgia Southern on February 7...had a two-RBI single against Oklahoma State at the Mary Nutter Classic on February 20...went 2-for-2 with two runs scored and a triple (all career-highs) against Bethune-Cookman on March 6...was 1-for-3 from the plate with an RBI versus Coastal Carolina on March 8...drew the first walk of her career at Florida Atlantic on March 10...had a base hit and scored a run against Pitt on March 28...made her first career pitching appearance on April 8 against No. 3 Florida, retiring both batters she faced including a strikeout of All-American Kelsey Stewart...hit her first career home run at Georgia Tech on April 25...the two-run HR proved to be the difference in a 3-2 win for the Seminoles...had a base hit off the bench at North Florida and closed out the game in the circle, inducing a ground out to secure the 15-1 victory on May 3...competed with the Puerto Rico National Team at the 2015 WBSC Junior World Championships, placing third with wins over Canada, Mexico and China.

High School:

Played on the West Florida Elite travel team since June 2012... named West Florida High School's Defensive Player of the Year in 2011, Offensive Player of the Year in 2012 and Most Valuable Player in both 2013 and 2014...earned Class 5A All-Florida honorable mention honors in 2012 and 2013...won Florida's District 1 5A Player of the Year and was WFHS's Wendy's High School Heisman representative (2013)...led her team to the FHSAA 4A State Championship in 2014 with a 28-1 record and an 0.19 ERA with 323



CAREER STATISTICS AT FLORIDA STATE

Year	avg	gp-gs	ab	r	h	2b	3b	hr	rbi	tb	slg%	bb	hbp	so	gdp	ob%	sf	sh	sb-att	po	a	e	fld%
2015	.190	39-12	42	9	8	1	1	1	5	14	.333	3	0	12	0	.239	1	2	1-1	11	0	1	.917
TOTAL	.190	39-12	42	9	8	1	1	1	5	14	.333	3	0	12	0	.239	1	2	1-1	11	0	1	.917

1981 & 1982 AIAW NATIONAL CHAMPIONS • 28 NCAA APPEARANCES



30 • JESSICA WARREN
Infielder • Sophomore • Tampa, Fla. • Alonso

CAREER HIGHS					
Hits:	3	4x, last at Tennessee (5/21/15)	RBI:	4	at Louisville (4/12/15)
Doubles:	2	vs. Kentucky (2/7/15)	Runs:	3	3x, last at Tennessee (5/22/15)
Triples:	1	3x last vs. Dartmouth (5/15/15)	Walks:	4	vs. UCF (5/16/15)
Home Runs:	2	2x, last at Tennessee (5/22/15)	Stolen Bases:	1	3x, last vs. Oklahoma State (2/20/15)

- 2015 ACC FRESHMAN OF THE YEAR**
- 2015 ALL-ACC FIRST TEAM**
- 2015 ACC ALL-TOURNAMENT TEAM**
- 2015 NFCA SOUTHEAST ALL-REGION SECOND TEAM**
- FSU SOFTBALL TRIBE MEMBER**

Freshman Season (2015):

Posted an impressive freshman campaign, leading the Seminoles in eight different statistical categories on her way to being named the 2015 ACC Freshman of the Year...she was also named to the NFCA Southeast All-Region Second Team, All-ACC First Team and the ACC All-Tournament Team...finished with a .367 batting average (69-for-188) with 11 doubles, three triples, 19 home runs and 57 RBI...she also recorded a slugging percentage of .761, scored 53 runs and was hit by a pitch 14 times...had an amazing first day of her collegiate career, batting a combined 5-for-7 with two doubles, two home runs, four RBI and four runs scored versus Georgia Southern and No. 6 Kentucky...went 2-for-3 with a triple and a run scored versus Tennessee on February 19...drove in two RBI versus South Carolina on Feb. 19...batted 2-for-2 with two walks, a double and two runs scored versus No. 12 UCLA to close out the Mary Nutter Classic on February 21...went 2-for-3 with a home run, two RBI and two runs scored against Boston College on Feb. 28...drove in a career-high three RBI versus Coastal Carolina on March 6...drew two walks and scored two runs in a 12-0 win over Bethune-Cookman on March 6...hit a walk-off, three-run home run versus Notre Dame on March 14; finished 2-for-4 from the plate in the game with two runs scored...posted an eight-game hitting


streak from February 15 to February 28...Recorded a 15-game streak of reaching base from February 15 to March 10...Hit a two-run home run and finished with two walks and two runs scored against Colgate (3/17)...Hit a solo home run in the eighth inning of game two of a doubleheader at No. 25 Virginia Tech on March 22 as the Seminoles defeated the Hokies, 7-6... Hit a solo home run against No. 9 Auburn (3/25)...Went 2-for-3 with three RBI on a triple and a home run against Pitt on March 28...Batted .667 (6-for-9) with a 1.222 slugging percentage on two doubles and a home run with four RBI and three runs scored in the series at NC State in April 3-4... Had at least one base hit and one run scored in nine games from March 25 to April 4...Went 2-for-4 with a two-RBI single and a two-RBI home run at Louisville on April 12 to help FSU to a 9-1 win on the road...Went 3-for-3 with two solo home runs and an RBI single in the series finale at Georgia Tech on April 26 ...Launched a go-ahead home run at Georgia State and finished with three RBI as the Seminoles defeated the Panthers, 6-3, on April 27...Batted 2-for-3 with two runs scored and an RBI at North Florida on May 3...Hit a go-ahead two-run single in the bottom of the sixth versus Pitt in the ACC Championship game (5/9)...Scored the winning run in Florida State's 2-1 come-from-behind victory over UCF on May 16...Went 1-for-2 with three RBI in the regional championship game vs. UCF on May 17...batted .625 (5-for-8) with three home runs, four RBI and four runs scored in the NCAA Super Regionals at Tennessee (May 21-22).

High School:

A member of the Tampa Young Guns travel team...played for the Alonso Ravens in high school...named the Jack and Barbara Thompson Softball Player of the Year in 2014...batted .605 with 49 hits, 10 home runs, 33 RBI and 48 runs scored in 23 games as senior...First Team All-America member in 2013...named to the All-Hillsborough County First Team all four years of high school... Four-time All-Western Conference honoree (2011-14)...a member of the Principal's Honor Roll and A-Team at Alonso.

Personal:

Born December 12, 1995...daughter of Ruth Warren...majoring in Sport Management...favorite movie is Jurassic World...can play the trombone...aspires to be a softball coach...cannot live without music or her phone...wears No. 30 because of Steph Curry... enjoys watching One Tree Hill...enjoys math and statistics ... has two brothers and one sister...favorite home-cooked meal is stir-fry...had two dogs and a cat growing up...played baseball for nine years and a year or more in volleyball, basketball, track and field, soccer and softball...most memorable win is the 2015 ACC Championship.



CAREER STATISTICS AT FLORIDA STATE

Year	avg	gp-gs	ab	r	h	2b	3b	hr	rbi	tb	slg%	bb	hbp	so	gdp	ob%	sf	sh	sb-att	po	a	e	fld%
2015	.367	61-59	188	53	69	11	3	19	57	143	.761	28	14	16	1	.481	1	0	3-4	54	105	12	.930
TOTAL	.367	61-59	188	53	69	11	3	19	57	143	.761	28	14	16	1	.481	1	0	3-4	54	105	12	.930



EIGHT WOMEN'S COLLEGE WORLD SERIES APPEARANCES • 13 ACC CHAMPIONSHIPS



48 • MEGHAN KING

Pitcher • Redshirt Freshman • Parkland, Fla. • St. Thomas Aquinas

FSU SOFTBALL TRIBE MEMBER**Freshman Season (2015):**

Redshirted her freshman season...competed with the Puerto Rico Junior and Full National Team during the summer and placed third at the 2015 WSBC Junior World Championships, setting a tournament record with 60.2 innings pitched and finishing with a 6-3 record and a 0.57 ERA.

High School:

Led St. Thomas Aquinas to back to back FHSAA Class 7A State Championships in 2013 and 2014...posted a 20-2 record in 2014, along with a 0.25 ERA, 226 strikeouts against just 19 walks to earn Gatorade Florida Softball Player of the Year honors...recorded 15 shutouts and three no-hitters, including one perfect game, during the 2014 season en route to being named a MaxPreps First Team All-American...played for the Gold Coast Hurricanes and finished 13th at the 2013 ASA Nationals with 18u Gold Norman and placed third with 18u Gold Cooper at the 2014 Triple Crown Sports Colorado Fireworks Tournament...named the Florida Dairy Farmers 7A Player of the Year in 2014...First Team All-American by MaxPreps and Student Sports...Runner-up to teammate Korina Rosario for the 2014 Florida Dairy Farmers Miss Softball Award...earned Miracle Sports 7A All-State First Team honors in 2013-14 and named to the Third Team in 2012...member of 2014 Florida Athletic Coaches Association All-Star Team...named to the Miami Herald All Broward 8A-6A Softball First Team, as well as their Pitcher of the Year in both 2013 and 2014, while garnering Second Team accolades in 2011 and 2012...awarded SunSentinel All-County First Team honors in 2013-14 and Player of the Year in 2014.

Personal:

Born on January 25, 1996...majoring in Child and Family Sciences...daughter of Mike and Karen King...has one brother and one sister...completed over 200 hours of community service in high school and also participated in a six-day mission trip to Costa Rica...competed internationally for the Puerto Rico national team...loves her wiener dog, Oliver...favorite movie is She's The Man...would love to add Oregon to the schedule because her best friend plays for them...enjoys listening to her Disney station on Pandora...aspires to work as a pediatric nurse...had a hermit crab and several fish as pets growing up...cannot live without her bear...says the best part of playing in the ACC is that most of the games are close enough for family to come and watch...wears No. 48 because it was her rec soccer number in second grade.



4 • MEGAN McREYNOLDS

Utility • Redshirt Freshman • Winter Garden, Fla. • Lake Highland

**2015 NFCA SCHOLAR-ATHLETE
FSU SOFTBALL TRIBE MEMBER****Freshman Season (2015):**

Redshirted her freshman season.

High School:

Played varsity softball at Lake Highland Prep School from 2009-14...Offensive MVP of her team in 2011-13...also participated on the varsity swimming (2009) and golf (2013) teams in high school...an all-honors student and a member of the National Honors Society as well as the National Spanish Honors Society...played for the Windermere Wildfire '95 travel team who were the No. 1-ranked 18U team in Florida in 2012 and 2013...

Personal:

Born on October 2, 1995...an Exploratory major...has one sister...aspires to be a small business owner...competed in softball, basketball, swimming and golf in high school...enjoys watching Scandal...loves the team potluck dinners...enjoys reading Architectural Digest...favorite movie is Columbiana...related to Rebecca Nurse, who was hanged during the Salem Witch Trials in the late 1600s...lists approachability, being a good listener and never giving up as qualities of a great leader...her father, John McReynolds, was a diver in the early 80s at the University of Missouri.





1981 & 1982 AIAW NATIONAL CHAMPIONS • 28 NCAA APPEARANCES



9 • DEJA BUSH
Outfielder • Freshman • Davie, Fla. • Charles W. Flanagan

FSU SOFTBALL TRIBE MEMBER

High School:

Speedy outfielder from Charles W. Flanagan High School...was named Freshman of the Year and also earned three Most Valuable Player honors during her career...an excellent hitter throughout her career, culminating with a .488 batting average during her senior season...also an impressive track athlete, jumping 11.22 meters in the triple jump and posting a mark of 11.85 seconds in the 100 meters...excels academically and was named Flanagan's Scholar-Athlete of the school in 2015 and also earned Female Scholar-Athlete honors from the Broward County Athletic Association...played for the Diamond Dusters and Gold Coast Hurricanes travel teams, placing seventh at ASA Nationals with the Hurricanes.

Personal:

Born on July 11, 1997...continues the Seminole tradition of her family as she is the daughter of former Florida State and NFL player, Devin Bush...has one brother and one sister...favorite movie is the Little Rascals...favorite class in school is science...would like to add LSU to the schedule...can play the piano...looking forward to playing Louisville because a friend plays football there...watches Love and Hip Hop Atlanta...favorite home-cooked meal is baked macaroni and cheese, collard greens and chicken...had numerous pets growing up, including three dogs, two birds a cat and a rabbit.



6 • ZOE CASAS
Outfielder • Freshman • Rialto, Calif. • Aquinas

FSU SOFTBALL TRIBE MEMBER

High School:

An outstanding athlete from Aquinas High School, setting the California Interscholastic Federation record with 247 hits in her career...batted .741 as a senior with 64 hits and 41 runs scored as she was named a MaxPreps First Team All-American...as a junior in 2014, she hit .644 with 10 doubles, four triples and 26 stolen bases as she earned CIF Player of the Year honors for Division 4...she was also named to the All-League First Team and was the Ambassador League Player of the Year...earned First Team All-America honors from MaxPreps in 2013 and was the CIF Division 5 Player of the Year in 2013 as Aquinas High School won the CIF Southern Section Division 5 Championship...she was also a member of the Corona Angels and won 12U ASA/USA State and National Championships in 2008...the Angels were finalists at the 14U (2011), 16U (2012) and 18U (2014) PGF National Championships and won three straight ASA Champions Cups from 2012 to 2014.

Personal:

Born December 22, 1996...has one sister, one half-brother, two step-sisters, and two step-brothers...aspires to be a sports medicine doctor...favorite home-cooked meal is tacos, beans and sopa...cannot live without her family and friends...favorite school subject is math...looking forward to playing Notre Dame because the members of her family are huge Fighting Irish fans...says having the opportunity to play against high competition and get a great education is the best part of being an ACC student-athlete...enjoys wearing dark clothes because she loves to wear black...her uncle is Dan Caldwell, co-owner and president of Tapout.





EIGHT WOMEN'S COLLEGE WORLD SERIES APPEARANCES • 13 ACC CHAMPIONSHIPS



23 • TESSA DANIELS

First Baseman/Pitcher • Freshman • Auburn, Ga. • Buford

FSU SOFTBALL TRIBE MEMBER

High School:

A four-year starter for Buford High School, winning state championships in all four seasons...the Wolves were GHSA AA Champions in 2011 and 2012, AAA Champions in 2013 and AAAA Champions in 2014...she was named to the GHSA All-State First Team each season of high school...as a junior in 2013, Daniels batted .465 (53-for-114) with four home runs and 44 RBI while posting an 8-0 record along with a 2.52 ERA and 36 strikeouts in the circle...competed with the East Cobb Bullets, GA Impact and Atlanta Vipers...earned a spot on the StudentSports.com Hot 100 list for the Class of 2015...won the 14U PGF National Championship, tossing three victories in the circle and hitting three homeruns and driving in 13 RBI in the tournament as the Vipers were named 14U Softball Team of the Year...earned Buford's Academic Excellence Award each year in high school and was named Buford's softball Scholar-Athlete for 2014-15...also earned a Technology Student Award in 2013 and won the school's Science Fair in the spring of 2014.

Personal:

Born on January 31, 1997...has one sister, Briana...favorite movie is Forrest Gump...looking forward to playing Georgia Tech because it is near where she grew up...favorite ice cream is Oreo McFlurry with extra, extra Oreos...cannot live without the death and resurrection of Jesus Christ...aspires to be a high school literature teacher and FCA sponsor...enjoys watching the Food Network as well as The Walking Dead and The Office...most gratifying community service was doing missionary work in the Dominican Republic...a routine she has while pitching is to verbally say, "thank you" before each pitch...favorite home-cooked food is her mom's bacon cheeseburgers and her dad's milkshakes...had many pets growing up including fish, turtles, hamsters, mice, bearded dragons, hermit crabs, rabbits, cats and dogs.



22 • ABBY EVANS

Pitcher • Freshman • Marietta, Ga. • Hillgrove

FSU SOFTBALL TRIBE MEMBER

High School:

Attended Hillgrove High School and earned Region Pitcher of the Year and All-State honorable mention honors as a freshman in 2011...in both 2012 and 2013, she was named first team All-County and All-Region...in her senior season, Evans and Hillgrove finished second in the 2014 GHSA State tournament as she pitched 37 of the 40 innings the Hawks played in the tournament, earning a spot on the All-County First Team...for her high school career, Evans has amassed a record of 47-22 with an ERA of 1.50 and 450 strikeouts in 459 innings pitched...participated with the Atlanta Vipers organization...earned 16U ASA State and National Championships in 2013...placed on the Hillgrove Honor Roll each year of high school and chose Florida State over offers from Georgia State, Georgia Southern, Murray State and Lipscomb.

Personal:

Born August 26, 1996...has one brother, two step-brothers and one step-sister...looking forward to playing Boston College because she has family up there...favorite movie is the Sound of Music...enjoys psychology class...aspires to be a coach...says the best parts of being a student-athlete are representing a prestigious school and competing against some of the best athletes in the country...cannot live without her pillow that she's had since she was six years old...enjoys watching One Tree Hill and Gossip Girl...wears No. 22 because she wanted something to honor her mom and she was born on July 22...had two dogs growing up...related to New York Yankee left fielder, Brett Gardner.





12 • CARSYN GORDON
Utility • Freshman • Palmetto Bay, Fla. • Coral Reef

FSU SOFTBALL TRIBE MEMBER

High School:

Attended Coral Reef High School and won the FHSAA 8A state championship in 2013 and was a semifinalist in 2014...was named to the Miami-Dade County First Team in each of her first three years of high school and earned the 2014 Miami-Dade County Player of the Year award after batting .621 with seven home runs and 25 RBI...competed with the Miami Stingrays travel team, placing seventh at the Triple Crown Nationals in 2014 and equaled that finish in 2013 at the ASA 18U National tournament...in 2012, Gordon and the Stingrays finished fourth at the ASA 16U National tournament...academically, Gordon graduated with a 4.76 GPA while taking AP and honors classes and participating in the medical program at Coral Reef High School.

Personal:

Born on November 1, 1996...has two brothers...favorite movie is Stick It...looking forward to playing Boston College in order to play against old teammates...favorite artist is Taylor Swift...aspires to be a physical therapist...can play the piano...enjoys reading Sports Illustrated...favorite accessory in wardrobe are her shoes...enjoys watching Gossip Girl...favorite home-cooked meal is meatloaf and noodles...had two dogs growing up.



10 • CALI HARROD
Utility • Freshman • Roopville, Ga. • Heard County

FSU SOFTBALL TRIBE MEMBER

High School:

Attended Heard County High School and helped lead the school to its first state championship in any sport as the Braves earned the GHSA AA title on Nov. 1, 2014...as a senior, batted .545 with 12 doubles, two triples, six home runs, 28 RBI, 35 stolen bases and 48 runs scored as she was named the AA Player of the Year...in 2013, went .539 from the plate with 13 doubles, seven triples, eight home runs and 40 stolen bases...was also named to the All-State First Team twice as well as being voted as the top athlete, among all sports, in her entire county...played with the Atlanta Vipers organization since 2008 and has earned the Stephanie Phillips award for leadership...won the PGF National Championship in 2012 and placed in the top 10 in 2013...the Vipers also finished in the top 10 of the 2010 ASA Nationals and were top 20 in 2011... member of the Beta Club and is an Honor Graduate...placed on the A/B Honor Roll all four years of high school and finished in the top 20 of her graduating class at Heard County.

Personal:

Born on June 16, 1997...has one brother...cannot live without her family...favorite movie is Dawn of the Planet of the Apes...would like to add Mississippi State to the schedule because many of her friends play there...favorite class subject is psychology...played basketball and softball in high school...watches Friday Night Lights...favorite animal is a shark...names hard-working, being a good teammate and never giving up as qualities of a team leader.





EIGHT WOMEN'S COLLEGE WORLD SERIES APPEARANCES • 13 ACC CHAMPIONSHIPS



3 • MIA LACY

Infielder • Freshman • Woodbridge, Va. • C.D. Hylton

FSU SOFTBALL TRIBE MEMBER

High School:

Attended C.D. Hylton High School where she broke the single-season strikeout record with 274...tied the Virginia state record for strikeouts in a game with 22...she was the conference player of the year during her senior season and was a four-time All-District selection and three-time All-Region honoree...competed with the Vienna Stars travel team since 2011...chose Florida State over offers from Georgia, Coastal Carolina and Syracuse.

Personal:

Born April 11, 1996...has one sister...looking forward to playing Virginia Tech because it is close to home and family that go to school there...favorite movie is She's The Man...enjoys listening to all of Taylor Swift's songs...cannot live without her Pandora bracelet...enjoys watching Pretty Little Liars...enjoys making crafts and art...favorite home-cooked meal is steak with scalloped potatoes and broccoli.



7 • JASMINE PALMER

Infielder • Freshman • Biltmore Lake, N.C. • Enka

FSU SOFTBALL TRIBE MEMBER

High School:

Played for Enka High School as a shortstop where the Sugar Jets won the 2015 NCHSAA 3-A State Championship with an undefeated 28-0 record...named a Second Team All-American by MaxPreps, finishing with a .590 batting average with 27 RBIs, six doubles, three triples and six home runs...earned All-Mountain Athletic Conference, All-Region and All-State honors in 2013 and 2014, while being named a Western North Carolina Athlete of the Week in 2014...competed with the Carolina Elite travel ball teams, batting over .400 in each of her final three seasons, including a .526 average in the fall of 2014...excelled academically, earning the Principal Award from Enka, finishing in the top 15 of her senior class and was a member of the National Honors Society.

Personal:

Born May 1, 1997...cannot live without her family...looking forward to playing at North Carolina because it is close to home and her family can come watch...can play the guitar...favorite movie is Rocky II...enjoys reading Sports Illustrated...aspires to be a college softball coach...favorite accessory in her wardrobe are her flip flops...had two dogs growing up...most gratifying community service was feeding the homeless and reading to kids with the Enka High School Key Club.





1981 & 1982 AIAW NATIONAL CHAMPIONS • 28 NCAA APPEARANCES



21 • SABRINA STUTSMAN
Utility • Freshman • Windermere, Fla. • West Orange

High School:

Attended West Orange High School and broke the school's home run record with nine round-trippers in 2013 as a sophomore on her way to earning second team All-State honors...as a junior in 2014, she batted .419 (31-for-74) with nine doubles, six home runs, 36 RBI and an on-base percentage of .495 for the Warriors...during her senior season, he hit .415 and finished second on the team with 26 runs scored as the Warriors reached the regional finals of the FHSAA 8A tournament...participated with the Windermere Wildfire 96 and was coached by her father Steve Stutsman, who was a tight end at Baylor from 1987-91...in 2011, the Wildfire were ASA Southern national champions of the 14U division and placed 33rd at the 16U ASA national tournament in both 2012 and 2013...in the 18U division in 2014, Stutsman and the Wildfire earned a 24th place finish at ASA Nationals...in 2015, the Wildfire earned the ASA 18U National Championship...a member of the National Honor Society and earned a spot on the West Orange AB Honor Roll each year of high school...was a member of the Student Government Association in both her junior and senior years...selected Florida State after being recruited by South Carolina, Tennessee and Florida Gulf Coast, among other schools.



Personal:

Born January 20, 1997...has one brother...enjoys listening to all types of music...aspires to be a physician's assistant...favorite movie is The Little Mermaid...most looking forward to playing North Carolina this season...enjoys watching Friday Night Lights...enjoys hanging out at the pool or the beach with teammates...most memorable win was her 18U ASA National Championship...favorite home-cooked meal is steak with mashed potatoes and salad, but could eat pizza everyday...can speak Spanish fluently...her parents, Steve (football) and Susy (basketball) Stutsman both played while at Baylor.


THE 2016 TRIBE CLASS

The Tribe is the Florida State softball leadership group of current players that help implement Coach Alameda's vision for the program by serving the team and outside community in a variety of ways.

An important service the Tribe provides is writing a periodic newsletter that is sent out to the Dugout Club members throughout the season. Editor-In-Chief Megan McReynolds spearheads that initiative as each Tribe member is responsible for articles, interviews, fun facts and other stories that are included in each issue.

Community Service Director Alex Kossoff coordinates the weekly service projects for each member of the team, ranging from roadside cleanup, hospital or school visits, the Champions Auction as well as participating with the Miracle League.

At the 2016 Preseason Dugout Club Dinner, the Tribe members performed skits to show fans and booster club members some of the events that happen at The GATE before each practice and game, including the whisper game to give an excellent behind-the-scenes glimpse into the Florida State softball program.



Back Row: Alex Kossoff, Morgan Klaevemann, Meghan King, Alex Powers, Ellie Cooper, Sydney Broderick, Jessica Warren, Mia Lacy.
Middle Row: Deja Bush, Megan McReynolds, Tessa Daniels, Victoria Daddis, Jessica Burroughs, Carsyn Gordon, Abby Evans.
Front Row: Zoe Casas, Cali Harrod, Macey Cheatham, Jasmine Palmer



EIGHT WOMEN'S COLLEGE WORLD SERIES APPEARANCES • 13 ACC CHAMPIONSHIPS

“PLAY FOR THOSE WHO CAN'T”

One of the foundational principles that Florida State softball is built on is, “Playing for those who can’t.” The Seminoles have displayed that throughout the years and again in 2016 as they “adopted” Madison Marshall, a 16-year old girl who is battling a brain tumor, through a partnership with the Friends Of Jaclyn Foundation.

Marshall, who lives with her family in Clarksville, Fla., had grown up like any other young girl, playing sports and going hunting and fishing with her family. But at the end of 2014, she suffered a seizure which started her down the difficult road that eventually revealed a tumor in her brain, resulting in surgery and chemotherapy treatments.

The Seminole softball team learned of Marshall and her family through the Friends of Jaclyn Foundation. The FOJ was created in 2005 by Denis Murphy when his daughter, Jaclyn, was diagnosed with a brain tumor and through several chance events became an honorary member of the Northwestern women’s lacrosse team.

After seeing the impact that the relationship with the players from Northwestern had on Jaclyn, Denis decided to try and help pair other kids with pediatric brain tumors with collegiate sports teams. While there is value in cancer research and awareness, the FOJ seeks to make a present difference in the lives of the kids as best as they can. The foundation has helped nearly 700 families get paired up with men’s and women’s teams from nearly every sport and covering all levels of collegiate athletics.

In a ceremony on January 15, Marshall and her family came to Tallahassee for an adoption ceremony. The team presented Marshall with a Seminoles jersey, exchanged phone numbers, laughed and got to know the young girl that will now forever be linked with the FSU softball team.

“It is so great be able to put a smile on Madison’s face, but she gives us even more,” said FSU head coach Lonni Alalmeda. “We are out here playing a game for fun and it helps to put everything in perspective when you know someone who is going through the kind of fight that Madison is everyday.”

The Seminoles are no stranger to this sort of relationship as they have had young fans like Amber Howard, Maddie Briscoe and Taylor Foster who have become important members of the team throughout the years as they have battled cancer.

“Taylor was very personal to me,” said senior Macey Cheatham. “She definitely changed this program and changed my life, and I hope we can do the same thing for Madison – to change her life like Taylor changed ours.”

The Seminoles will have several events throughout the season to help raise awareness of the Friends of Jaclyn Foundation, as well as cancer of varying kinds. For more information on the Friends of Jaclyn Foundation, feel free to go to friendsofjaclyn.com.



1981 & 1982 AIAW NATIONAL CHAMPIONS • 28 NCAA APPEARANCES
HEAD COACH LONNI ALAMEDA



Heading into her eighth season as the head coach of the Florida State softball program, Lonni Alameda has guided the Seminoles back into one of the nation's best teams. After seven Women's College World Series appearances from 1987-2004, the Seminoles returned to the final site of women's collegiate softball in 2014 and also earned back-to-back ACC Championships in 2014 and 2015 as FSU now owns 13 conference titles.

FSU has played in the NCAA postseason every year under Alameda, and is one of only nine schools to participate in the NCAA Tournament in every season since 2000. Since Alameda has made Tallahassee her home, she has led the Seminoles to six ACC Championship game appearances in seven seasons, with titles in 2011, 2014 and 2015.

The Seminoles reached the NCAA Super Regionals for the third consecutive season in 2015, finishing with a record of 49-14 and a No. 10 ranking in the final poll by the NFCA. FSU earned a trio of conference awards as Jessica Warren was named ACC Freshman of the Year, Lacey Waldrop secured ACC Pitcher of the Year honors for the second-straight season and Alameda was chosen as the ACC Coach of the Year for the third consecutive year.

The Noles earned 11 wins against ranked opponents in 2015 and have 37 ranked wins overall in Alameda's seven seasons at the helm of FSU. Several Seminoles etched their name into the NCAA record book as senior Maddie O'Brien led the nation with 73 walks, good for No. 11 all-time in NCAA history. Freshman Morgan Klaevemann's 26-game hitting streak is the second-longest in FSU history and ranks No. 24 overall in NCAA history.

Florida State posted its best season in a decade with a 55-9 record in 2014 to finish ranked No. 7 in the country by both the NFCA and USA Softball. The Seminoles won 24 ACC games to set a new school and ACC mark for conference wins in a season and also set program records in runs scored (400), home runs (65), extra base hits (168), RBI (363), walks (318) and slugging percentage (.493).

Several individuals earned regional and national awards as junior pitcher Lacey Waldrop was named USA Softball National Player of the Year. Waldrop joined Jessica van der Linden (2004) as Seminoles to win the national honor. Florida State is the only school in the country to have multiple players win the award. Waldrop joined junior shortstop Maddie O'Brien as an NFCA First Team All-American, marking the first time that FSU had placed two players on the first team in program history.

Waldrop and O'Brien also won 2014 ACC Pitcher and Player of the Year, respectively, while Alameda earned ACC Coach of the Year honors for the second year in a row. The Seminoles placed three players on the All-Region First Team, six players on the All-ACC Team, and five members on the ACC All-Tournament Team.

The signature win of the 2014 season came at the Tallahassee Super Regional, when senior Courtney Senas hit a two-run, walk-off home run against No. 13 Michigan to send the Seminoles to the Women's College World Series for the first time since 2004.

It was an impressive season in 2013 for the Seminoles as they fought through several injuries to key players yet reached the NCAA Super Regionals for the first time since 2006 following a miraculous comeback against South Alabama in the Mobile Regional championship game. The five-run comeback with two outs in the top of the seventh against the 13th-seeded Jaguars personified the team's never-say-die attitude. FSU finished with a 44-19 record and Alameda was named the ACC Coach of the Year, along with a school-record four All-ACC First Team selections and five overall.

The Seminoles set a new school mark with an 18-2 record in ACC play en route to the program's 11th ACC regular season title. As the pitching coach, Alameda was influential on one of the most dynamic duos in the nation in Lacey Waldrop and Monica Perry. Waldrop earned NFCA Third-Team All-America honors, the first at Florida State since 2009, while Perry emerged as the most dominant pitcher in ACC play.

Aside from the five total All-ACC Team members in 2013, Alameda coached her first ACC Scholar Athlete of the Year when Kelly Hensley was recognized for the honor. Hensley also was named to the Capital One Academic All-America Third Team.

In 2012, the Seminoles achieved a mark of 47-16, their most wins since going 62-12 in 2004. Alameda led FSU to a 15-13 record against NCAA postseason teams throughout the year, which included nationally-ranked victories over No. 14 UCLA, No. 23 North Carolina twice and Women's College World Series participant LSU.

As the team's pitching coach, Alameda's influence on FSU starters Lacey Waldrop and Monica Perry was enormous. Both pitchers finished in the Top 30 nationally in earned run average, making FSU one of just five programs to have multiple pitchers in the top 30. Each hurler earned ACC Pitcher of the Week honors twice, and were named to the All-ACC squad. As a unit, the Seminoles finished 10th in the country with a 1.53 team ERA. In 2012, four more student-athletes made the All-ACC Team under Alameda's watch including Tiffani Brown, Briana Hamilton, Perry and Waldrop. Brown and Shayla Jackson also were named to the NFCA All-Southeast Region Second Team.

In just her third season as head coach at Florida State, Alameda helped the Seminole softball program snap a seven-year ACC title drought to highlight an entertaining 2011 season. Despite making the conference tournament in Atlanta as the No. 4 seed, it was Alameda's season-long coaching tactics combined with the energy of her motivated group that enabled the Seminoles to storm through the competition and defeat second-seeded North Carolina, 4-1, to clinch an automatic NCAA Regional bid.

Under Alameda's guidance, the 2011 Seminoles created a noteworthy program achievement - for the first time in school history, FSU softball reached 12 consecutive NCAA Regionals. Her group also won two games in the Athens Regional, defeating Georgia State and UAB, to get to the final day of a regional for the first time since 2006.

Adding to Alameda's on and off-field influence, Sarah Hamilton became just one of two conference players in 2011 to be named to the All-ACC Team for the third time in her career. Shayla Jackson and Jen Lapicki joined Hamilton on the 2011 all-conference squad. Hamilton ended her illustrious career as one of the best pitchers in school history, with Alameda playing a large role in her success. Among her noteworthy feats, Hamilton became the first hurler in FSU history to finish with at least 1,000 career strikeouts, ending her four-year stay with 1,005 Ks.

In her second season as FSU head coach in 2010, Alameda led the Seminoles to a 44-18 record and second-consecutive appearance in not just the ACC Championship game but its 11th-straight appearance in the NCAA Division I Softball Championship. At the time, FSU's ACC Championship game appearance marked the 14th time in school history it had the chance to play for a title - a total number that is more than any other school in the conference.

Under Alameda's tutelage, the 2010 Seminoles accomplished a lot of statistical feats. Not only did FSU get off to its best start since 1993 by starting the year 20-2, but the team capped off the year with high marks in a bevy of categories. The Seminoles' .297 batting average was the best since 2003 and their 226 strikeouts at the plate were the fewest since the 1998 campaign.

Individually, Alameda coached several FSU student-athletes who earned recognition for their hard work on the field and in the classroom. Carly Wynn was named an All-ACC First Team selection and Terese Gober, Sarah Hamilton and Ashley Stager were each placed on the All-ACC Second Team. Robin Ahrberg,



EIGHT WOMEN'S COLLEGE WORLD SERIES APPEARANCES • 13 ACC CHAMPIONSHIPS

HEAD COACH LONNI ALAMEDA

Tiffani Brown and Hamilton each got the nod on the ACC's All-Tournament team. Wynn and Hamilton captured Louisville Slugger/NFCA Division I All-Southeast Region Second Team honors, while Wynn was named to the ESPN The Magazine Academic All-America Third Team.

Alameda came to Florida State prior to the 2009 season and went on to surpass 200 career coaching victories in her first year in Tallahassee (she picked up win No. 300 on March 17, 2012 against Fairfield and added win No. 400 at North Carolina on March 30, 2014). The Seminoles finished the 2009 campaign with a 44-16 record and achieved the best conference record in school history at the time with a 17-4 league mark.

For her team's exploits on the field in 2009, Alameda and the Seminoles had the opportunity to host a regional in the NCAA Tournament for the first time since the 2004 season. Alameda coached several Seminoles that garnered postseason awards as Hamilton was named a Third Team Louisville Slugger/NFCA Division I All-American as a sophomore. Hamilton was also named ACC Pitcher of the Year, an ACC First Team member and to the Louisville Slugger/NFCA All-Southeast Region Team. Then-senior catcher Kaleigh Rafter was also named to the All-Region team and was an All-ACC First Team member as well. Wynn and Gober (both second team) were also student-athletes coached by Alameda who were recognized as All-ACC players.

Alameda carries an impressive coaching résumé on the international level and from 2004 to 2008 helped in the development of Canada's National Team. She aided Canada up until the 2004 Summer Olympics and resumed as an assistant following the Rebels' 2005 season. In the summer of 2006, Canada qualified for the 2008 Summer Olympics in Beijing, China, after its strong showing in the World Championships. Alameda spent the summer of 2008 with the Canadian team which ended its quest for the gold with a fourth-place finish at the Beijing Olympic Games.



THE ALAMEDA FILE

- Enters her eighth season as head coach at Florida State and 13th year as a head coach at the Division I level
- Holds a 472-278-1 career record
- 315-120 (.724) record at Florida State
- Guided Seminoles to the ACC title in 2011, 2014 and 2015, the regular season title in 2013 and has led them to six title game appearances
- As the team's pitching coach, she has helped nine hurlers be named to the All-ACC First or Second Team since 2009
- Earned Win No. 300 vs. Fairfield on March 17, 2012
- Earned Win No. 400 at North Carolina on March 30, 2014
- Helped coach the Canadian Softball Team in the 2008 Summer Olympics
- Mountain West Conference Coach of the Year in 2005 and 2007
- Atlantic Coast Conference Coach of the Year in 2013, 2014 and 2015

Alameda came to FSU from UNLV, where she spent five seasons reviving the Rebels' program. She replaced Dr. JoAnne Graf, who retired after 30 seasons with the Seminoles.

Alameda went 25-35 in her first season at UNLV in 2004, which was a four-game improvement over 2003's final tally. She then posted a staggering 44-19 mark in 2005 and the program's first trip to NCAA Regionals since 1996. Alameda was named Mountain West Conference Coach of the Year in 2005 and the entire staff garnered NFCA West Regional Coaching Staff of the Year honors.

The 2005 season featured an assault on the program's record book, appearances in the national statistical rankings and the introduction of several conference and national award winners. The 44 wins were the third-most in the program's history, while the 17 Mountain West Conference wins were the most-ever since joining the league in 1999. After being predicted to finish last in the league, UNLV excelled, placing second in the league in both the regular season and Mountain West Conference tournament.

In 2006, the squad was set back by injuries and fell to 26-37, but saw a 180-degree turnaround in 2007 and finished with a 37-27 mark as Alameda earned MWC Coach of the Year honors for the second time.

Alameda and UNLV had high hopes for 2008 and had the Rebels ranked in the ESPN.com/USA Softball Collegiate Top 25 Poll for the first time in program history. After starting the season 9-1-1, UNLV moved up to No. 18 in the ESPN.com/USA Softball Collegiate Top 25 Poll, but injuries to four starters proved costly as the season progressed.

Under Alameda's direction, the Rebels enjoyed recognition at the conference and regional level. Five Rebels garnered Louisville Slugger/NFCA All-Regional honors while 13 players earned all-Mountain West Conference accolades, including two pitchers of the year and one freshman of the year awards.

To Alameda, academics are just as important as on-the-field production. Since taking over the program, the Rebels had 58 Academic All-MWC honorees. Over that time span, the team had 10 or more honored in a season four times, including 11 softball student-athletes in 2008. The softball program had 21 MWC Scholar-Athletes selected, as well.

In her seven seasons at Florida State, Alameda's academic priorities have been apparent. She has coached one ACC Scholar Athlete of the Year, two academic All-Americans, four NCAA postgraduate scholarship award winners, 11 academic all-district team members and 27 All-ACC Academic Team players.

During her tenure at UNLV, Alameda also stressed the importance of community service and had players volunteer their time at the Nevada Childhood Cancer Foundation and Child Haven while participating in breast cancer walks and blood drives. Her emphasis has not changed since arriving at FSU, with the 2011 Seminole Squad earning honors such as the SemiGnome Award for community service and routinely producing standout student-athletes who are honored for their charitable ways. One of those players was Kelly Hensley who was awarded a 2013 Top Six For Service honor. In 2014, the Seminole softball program earned the FSU Director's Cup for Service as they averaged 35.96 hours of community service per student-athlete to lead all 20 FSU varsity sports.

Alameda moved to Las Vegas after eight seasons as the assistant coach at Stanford University, where she helped guide the Cardinal to a 320-179-1 record and six straight NCAA Regional appearances. She oversaw the pitching staff there and produced three All-Americans: Becky Blevins, Marcy Crouch and Dana Sorenson.

Prior to her stint at Stanford, Alameda spent two seasons as an assistant coach at Barry University (Miami Shores, Fla.). She helped the Buccaneers to a fifth-place NCAA Division II finish in her first year. She also spent some time on the international stage, serving as an instructor for both the Aruba (1995) and Spanish (2000) national teams.

An all-around great athlete, Alameda began her collegiate career as a pitcher at St. Mary's University (San Antonio, Texas) where she led the Rattlers to the NAIA Tournament in her only season. She later transferred to Oklahoma in 1989 and played softball and volleyball for the Sooners. She was a two-time All-Big Eight selection as a first and third baseman, while hitting .359 as a senior in 1992.

Alameda earned her bachelor's degree in communications from Oklahoma in 1993 and played softball professionally in Europe for a season before beginning her coaching career.

1981 & 1982 AIAW NATIONAL CHAMPIONS • 28 NCAA APPEARANCES

ASSISTANT COACH TRAVIS WILSON



Assistant Florida State softball coach Travis Wilson enters his fifth season at Florida State as he helps with the Seminole offense and defense. FSU has earned three regular season ACC titles, two ACC tournament championships, three trips to the NCAA Super Regionals, an appearance in the Women's College World Series and posted a 195-58 record (.771 winning percentage) in his four years at Florida State.

The Noles have turned their offensive production around under Wilson, as they have had at least 335 runs scored, 460 hits, 50 home runs and 300 RBI in each of the last three seasons. When Wilson arrived at Florida State after the 2011 season, the Seminoles had finished the year with 286 runs scored, 40 home runs and 238 RBI. FSU has also secured the ACC regular season title in each of the last three years as well.

A pair of freshmen led the Seminole offense in 2015 as Jessica Warren earned ACC Freshman of the Year honors and finished with 19 home runs, 57 RBI and 53 runs scored to lead the team. The Noles earned the ACC Championship for the second year in a row and advanced to the NCAA Super Regional round for the third consecutive season in 2015.

The 2014 Seminoles reached the Women's College World Series for the first time since 2004, posted a 55-9 record and earned the ACC regular season title with a 24-3 mark. The 24 ACC wins set a new school and ACC record for conference wins in a season and gave the Seminoles the No. 1 seed on their way to winning their 12th ACC Tournament Championship.

Under Wilson's guidance, the Florida State lineup was dangerous from top to bottom and saw many players recognized for their success. Maddie O'Brien set new single-season school records for home runs (24), RBI (83), walks (56) and slugging percentage (.942) on her way to being named an NFCA First Team All-American and ACC Player of the Year. Courtney Senas was named to the NFCA All-Southeast Region First Team would have set school records in home runs (15) and RBI (57) if not for her teammate, as both totals were more than any Seminole had hit prior to the 2014 season.

As a team, the Seminoles set program records in runs scored (400), home runs (65), extra base hits (168), RBI (363), walks (318) and slugging percentage (.493). These marks eclipsed several records that were set during the impressive 2013 campaign that saw FSU reach its first NCAA Super Regional since 2006. Wilson helped Florida State achieve record-breaking numbers in just his second season as the Seminoles shattered the previous home run record of 49 in 2007 by producing 60 round-trippers in 2013. For the first time ever, four Seminoles finished with double-digit home runs including Courtney Senas (14), Kelly Hensley (13), Maddie O'Brien (10) and Celeste Gomez (10).

Florida State's 316 RBIs set a school record, topping the previous mark of 313 in 2004. The 2013 squad also set a program record for slugging percentage at .476, were able to win 17 games by mercy rule and recorded 20 games with double-digit base hits. Wilson also oversees the team's fielding and with early-season injuries in 2013 throwing players into makeshift positions, Wilson worked arduously with each infielder and outfielder on their mechanics and created a well-accomplished group that got the job done.

Joining fellow assistant coach Craig Snider as the team's offensive instructors, Wilson helped the Seminoles make strides at the plate in their debut 2012 year. Coaching a youthful unit that included just one everyday senior starter, Wilson also made a great impact on the team's defensive game as it became a sound group in the field.

In 2012, the Seminoles finished the year with a .966 fielding percentage to rank in the upper echelon on a national scale. FSU became an entertaining group to watch defensively as student-athletes such as third baseman Briana Hamilton, shortstop Maddie O'Brien, second baseman Tiffani Brown and centerfielder Courtney Senas made a bevy of highlight-reel plays throughout the season. A fundamentally-sound unit of infielders and outfielders collectively produced both the routine and difficult plays.

It was the solid play of FSU's defensive stalwarts that helped the Seminoles begin the 2012 season with a 16-0 record, the second-best start in school history. The 16-game win streak ties for the 12th longest winning stretch for the program.

Wilson is seen as an excellent instructional mind by FSU's student-athletes, which was evident from the first day of practice in the fall 2011. He is a reliable arm for batting practice who is always offering excellent teaching points to better enlighten each player. Wilson has proven to be an absolute student of the game who utilizes various statistics in his meticulous game-day preparation.

Wilson is a native of New Zealand who has already taken on an important role in recruiting. The baseball, softball and cricket veteran serves as the Seminoles' hitting and fielding coach, using his past success as a player to better serve his student-athletes.

"Travis is from both professional baseball and the New Zealand National Program," head coach Lonni Alameda said when Wilson first arrived in the summer 2011. "From the first time I met Travis I knew he would be a great fit for our program. It is not often you come across someone that has played the same game that the girls do and yet has 10 years of Major League Baseball experience. He is personable and he has won at the highest level of this game from the men's side. He has played every position you can on the field and has been among some of the world's best in men's fastpitch. I believe Travis will be able to relate to the players on a unique level as he stills plays the game. He is excited about this opportunity and can help our program get to the next level."

Alameda's words have become prophetic so far, with Wilson doing an excellent job of working with each student-athlete and enhancing their overall game. In just four seasons of work, countless players have improved their offense and expanded their defensive abilities through the work of Wilson.

From 1996-2004, Wilson played seven seasons in the Atlanta Braves organization covering all stops from Rookie Ball to Triple-A. He enjoyed much success in his professional stint, being named an All-Star for the Appalachian League (1998), South Atlantic League (1999) and the Carolina League (2000). He was named Carolina League Player of the Year for the Myrtle Beach Pelicans, and led the Grapefruit League in hitting for the Braves during spring training in 2001.

Wilson ended his professional career in 2004 with the Cincinnati Reds' organization in Chattanooga, Tenn. As a softball player in New Zealand for the Black Sox, he made his debut as a 16-year old in 1994 and was named both the New Zealand Softballer of the Year and the Canterbury Softballer of the Year after posting a team-best .396 batting average in 1996. He would earn the Canterbury Player of the Year honor multiple times and become one of his country's biggest softball ambassadors. Wilson also was named the New Zealand Softballer of the Year in 1996 and 2006.

Wilson's most recent baseball stint was as an instructor for the Idaho Falls, a Rookie League team of the Kansas City Royals. His tasks included scouting the Pioneer League, writing reports and utilizing video while communicating with the Royals organization on several prospects. His efforts have helped the Royals claim their status of having the best farm system in Major League Baseball, as asserted by several minor-league publications. On the field, he helped his players develop their infield/outfield skills, base running and hitting mechanics. Wilson also served as expert commentator for the ISF Men's World Softball Series, and was fielding coach and video analyst for the Black Caps of the New Zealand Cricket Association. In 2015, he served as the assistant coach for the USSSA Pride of the National Pro Fastpitch league, helping the Pride lead the league in the regular season standings and finish second in the postseason, falling in the NPF Championship Series to the Chicago Bandits.

Wilson is married to his wife, Jill. The two have a son named Tyler.





EIGHT WOMEN'S COLLEGE WORLD SERIES APPEARANCES • 13 ACC CHAMPIONSHIPS

ASSISTANT COACH CRAIG SNIDER



Assistant Florida State softball coach Craig Snider begins his fifth season with the Seminoles and has already done wonders with the Seminole hitters in just four years in Tallahassee. The Noles have seen immense success in his four years at FSU, posting a .771 winning percentage (195-58) with two ACC Championships, three regular season ACC titles, three NCAA Super Regional trips and an appearance at the Women's College World Series.

Snider has guided the Noles to be more productive at the plate as FSU is routinely among the best in the ACC in several offensive statistical categories. In 2015, the Seminoles were among the top three in the conference in eight categories and led the ACC with 18 triples. The Noles were carried offensively in 2015 by a pair of freshmen, Jessica Warren and Morgan Klavevemann. Warren finished with 19 home runs and 57 RBI as she earned ACC Freshman of the Year honors, while Klavevemann posted a 26-game hitting streak – second-longest in FSU history and No. 24 all-time in NCAA history – and led the team with a .393 batting average.

Snider and the offense were an enormous part of the 2014 resurgence of FSU softball onto the national scene. The Seminoles posted a 55-9 record and won the school's 12th ACC Championship and advanced to the Women's College World Series for the first time since 2004.

The 2014 offense set several new records, many that were set just one year prior as Snider and the rest of the staff have been able to change the perception of Florida State being only a pitcher's school into one where the Seminoles perform all phases of the game at a high level. FSU broke the previous marks for runs scored (400), home runs (65), extra base hits (168), RBI (363), walks (318) and slugging percentage (.493). The Noles also finished with a .304 batting average, which was the first time since 1995 that the team had finished with a mark above .300.

FSU placed four position players on the 2014 All-ACC Team (O'Brien, Senas, East and Hamilton) and also four on the ACC All-Tournament Team (O'Brien, Gomez, Hensley and Brown).

Despite his short time in Tallahassee, Snider had coached numerous players who are now listed on FSU's single-season top 10 list in many categories. Maddie O'Brien set school records in home runs (24), walks (56), RBI (83) and slugging percentage (.942) in 2014 on her way to being an NFCA First Team All-American and the ACC Player of the Year. Courtney Senas added 15 home runs, 57 RBI and tied Tiffani Brown with 65 runs scored. In all, seven of the top eight home run, the top four walk, four of the top six RBI and three of the top seven run totals in Florida State single-season history have come from players coached by Snider since 2012.

The success in 2014 only built upon the foundation laid in 2013 that set school marks for home runs (60), RBIs (316) and slugging percentage (.476). In no way was the offense one-dimensional, as the Seminoles also posted a .292 batting average and recorded 156 extra base hits, just two shy of the program record at the time.

Snider helped accomplish so much success at the plate despite being without three key everyday players who were out with season-ending injuries early in the year. Known as a tradition-rich program with enormous pitching feats, Snider helped give a vital boost to the Seminole bats that helped carry the team along with good pitching in 2013 and watched three position players in Senas, freshman Victoria East and Bullock earn All-ACC selections.

Arriving in the summer of 2011, Snider helped foster a winning attitude and developed tremendous camaraderie with student-athletes and recruits immediately. He worked actively to improve the individual performances of several student-athletes in the 2012 season, helping players such as Briana Hamilton, Tiffani Brown, Kirstin Austin and others record banner years. Hamilton and Brown earned selections to the All-ACC First Team for the first time in their careers, while Austin's noticeable improvement at the plate gave the Seminoles an enormous spark throughout the year.

In 2012, Snider's daily teachings helped the team establish a strong sense of plate discipline. FSU's 230 walks were vital toward manufacturing runs, with it being the team's highest total since 2004. Throughout the season, the Seminole offense proved to be a clutch-hitting bunch that could come through in late-game situations. It was also a fundamentally-sound group that improved greatly in situational hitting, contributing to its 47-16 overall record.

The Franklin, Ky. native has built a reputation for being a difference maker everywhere he has been, which includes Stephen F. Austin, Oklahoma, Centenary and Lindsey Wilson College. Over the last decade, Snider has propelled each of his teams toward tremendous improvement at the plate, and looks to continue his history of success as FSU's hitting coach.

In his most recent stint at Stephen F. Austin as an assistant coach, Snider helped turn the Southland Conference program around right away. He took over as hitting coach in 2007 following a season in which the Ladyjacks finished with a .229 batting average. Over the next three seasons, SFA batted .274 (2008), .275 (2009) and .278 (2010). He also led the team to sharp spikes in home runs, on-base percentage and slugging percentage, as SFA recorded 43 round-trippers in Snider's first season after hitting just 16 the season before.

At Stephen F. Austin, Snider took on several roles in guiding the program toward its recent success. He devised hitting and defensive workouts during the fall, directed all aspects of camps, developed team-building exercises, served as a fundraising arm, handled much of the recruiting and recruiting databases and oversaw his student-athlete's academic progress.

"I'm extremely impressed with Craig's character," FSU head coach Lonni Alameda said. "He is a genuine person who works hard and loves the game. He has been a part of bigger programs as well as mid majors and I believe that makes him a tremendous coach as you have to be very creative in your coaching as you relate to different styles of athletes. Craig also brings a wealth of recruiting connections. He is very good with people and respected by many and he will now embrace those relationships as a Seminole."

Snider, who has been involved as a coach in softball since 2001, previously assisted in producing three All-Americans at Oklahoma from 2005-06, and played a large role in creating scouting reports as a graduate assistant coach for the Sooners. At his alma mater of Centenary, he helped lead the school to two Mid-Con Tournament championships while providing analysis for recruiting, hitting, fielding and putting together chart systems. His versatility also included field maintenance and even putting together the team's highlight videos in 2004 and 2005.

At Lindsey Wilson College from 2001-03, Snider guided the team to batting averages above .300 every season. He was heavily involved in the recruiting process as an assistant coach and oversaw all summer camps.

"I'm thrilled to help coach at such an established program that is coming off another conference championship and has great things going for it," Snider added when he first came to Tallahassee. "FSU's history of softball success was such a motivating factor for me to come here, and I have no doubt that through the hard work of this current coaching staff and our student-athletes, we can take this program to the next level."

Snider is married to his wife, Lauren, who is a native of Bellville, Texas. The two have one daughter, Riley and one son, Henry.





1981 & 1982 AIAW NATIONAL CHAMPIONS • 28 NCAA APPEARANCES

VOLUNTEER COACH CARLTON SALTERS



Carlton Salters is in his first season as the volunteer assistant coach for the Seminoles. He will work with the outfielders and also assist with the offense and baserunning.

Salters attended Arkansas to play football and recorded 13 receptions for 185 yards and one touchdown in his three seasons with the Razorbacks. He opted out of his senior season off college football to pursue playing professional baseball, securing a minor league roster spot on the AZL Giants of the Arizona Rookie League in the fall of 2010. Salters has continued to compete in independent leagues, playing for the Gateway Grizzlies of the Frontier League in 2011 and the Edinburgh Roadrunners in 2013, where the Roadrunners earned the United League Baseball championship. In 2015, Salters played for two teams in the American Association – the Gary SouthShore RailCats and the Lincoln Saltdogs.

Salters grew up in Tallahassee, Fla., and went to North Florida Christian High School where he excelled at both baseball and football. The Eagles reached the regional finals in football in each of his last three years of high school and were among the final eight playing for a FHSAA state championship. In his senior season, Salters recorded 16 touchdowns on only 26 catches for a total of 603 yards. With the baseball team, Salters and the Eagles advanced to the regional semifinal round in each season, and reached the 2004 FHSAA 2A state championship game as a sophomore. In 2005, he was selected as an honorable mention to the FHSAA 2A All-State Team.

SEMINOLE RADIO MADDIE O'BRIEN



Former Seminole Maddie O'Brien returns to the softball team in 2016 as the voice of FSU softball on the radio. The game broadcasts will be online via Seminoles.com and NolesTV, There will be links to listen for each game throughout the season that will not be televised.

O'Brien brings a lifetime of softball knowledge to the booth as she excelled on the field during her four years in the Garnet and Gold from 2012-2015. She ended her career as the all-time FSU career leader in home runs (55), RBI (216), walks (198) and slugging percentage (.645). She also finished in the top 10 in FSU history with 41 doubles (3rd) and 158 runs scored (9th). She set FSU single season records in 2014 with 224 home runs, 83 RBI and a .942 slugging percentage, on her way to being named an NFCA First Team All-American. In 2015, she set an FSU record and tied for No. 11 in NCAA history with 73 walks as teams refused to give her anything to hit. Even so, she still hit 13 home runs and drove in 43 runs as the Seminoles earned back-to-back ACC Championships and a third consecutive trip to the NCAA Super Regionals.

O'Brien will be often joined on the radio broadcasts by former Seminole Robin Ahrberg along with several other guest commentators. O'Brien will also be a color commentator for several games that will be shown on ESPN3 throughout the season.





EIGHT WOMEN'S COLLEGE WORLD SERIES APPEARANCES • 13 ACC CHAMPIONSHIPS

SOFTBALL SUPPORT STAFF



Cathy Badger
Coordinator of Advising



Cody Boomer
Video Coordinator



Derrick Coles
Director of Compliance



Wendy Byers
Accounting Specialist



Anthony Santiago
Director of Softball Operations



Robin Ahrberg
Head Softball Equipment Manager



Eunice Hernandez
Athletic Trainer



Kathy Noyes
Technical Support Analyst



Brandon Kendrick
Assistant Director of Facilities



Caitlin Quinn
*Associate Director of
Strength & Speed*



Ema Kossin
Student Athletic Trainer



Emily Poston
Student Athletic Trainer



Kyle Slaton
Grounds Manager



Maxo Jean
Marketing Assistant



Ryann Day
Student Manager



Katie Baker
Student Manager


Support Staff Not Pictured: Harold Williams - Grounds Crew; Managers - Noah Shelnett, Hannah Stegman, Alex Gleicher



1981 & 1982 AIAW NATIONAL CHAMPIONS • 28 NCAA APPEARANCES

2015 SEASON IN REVIEW

- Advanced to the NCAA Super Regional Round for the third consecutive season. Lost by a score of 2-1 at No. 8 Tennessee in game three of the Super Regional on May 22.
- Finished with an overall record of 49-14, marking the sixth time in seven seasons under Lonni Alameda that the Seminoles have earned over 40 wins in a season. It is the 28th time in school history that FSU has posted 40 wins.
- Earned back-to-back conference championships after winning the 2015 ACC Championship in Blacksburg, Va., on May 9. The Seminoles recorded victories over Boston College (4-2), NC State (11-4) and Pitt (6-2) to secure their 13th ACC Championship in school history. Freshman Jessica Warren came off the bench in the championship game, after injuring herself earlier in the tournament, and hit a pinch-hit, two-run single in the sixth inning to give Florida State the lead over Pitt as FSU would go on to win, 6-2.
- The Seminoles also placed six players on the All-ACC Teams and earned three individual awards for 2015. Jessica Warren was named ACC Freshman of the Year, Lacey Waldrop was selected as the ACC Pitcher of the Year for the second year in a row and Lonni Alameda was chosen as the ACC Coach of the Year for the third consecutive season.
- Warren and Waldrop were joined on the All-ACC First Team by Morgan Klaevemann, while Jessica Burroughs, Ellie Cooper and Maddie O'Brien were named to the All-ACC Second Team.
- FSU finished with a 20-3 mark in conference play, which is the second-highest conference win total of any team in the ACC. The 2014 Seminoles set the record for conference wins in a single season with 24. Florida State has not lost a conference series since 2012, registering a 22-0-3 series record in its last 25 ACC series, including 17 sweeps.
- The Noles earned the No. 1 seed in the ACC Championships for the 12th time in school history, after winning the regular season title for the third year in a row. FSU is 32-8-1 all-time in the ACC Championships as the No. 1 seed, including eight conference championships.
- Jessica Burroughs was named the ACC Tournament MVP after coming in from the bullpen to record a victory in all three of FSU's victories on its way to its 13th conference title. Burroughs became the Seminole ace down the stretch of the season, posting a 0.72 ERA (three ER in 29.0 IP) in five NCAA Tournament games, including two wins against No. 13 UCF and one win at No. 8 Tennessee, as the Noles reached the NCAA Super Regional for the third consecutive season.
- Florida State hosted the NCAA Regional round of the tournament for the second-straight season and made the NCAA Tournament for the 16th year in a row. FSU is one of nine schools to play in the postseason every year since 2000. The other schools include Alabama, Arizona, Louisiana, Michigan, Notre Dame, Oklahoma, UCLA and Washington.
- The Noles ended with a No. 10 ranking in both the NFCA and USA Softball polls. Florida State had been ranked as high as No. 5 during the 2015 season and have played 146 consecutive games while ranked in the top 25 of the USA Softball poll.
- FSU earned 11 wins over ranked opponents in 2015, setting a record for a single season under head coach Lonni Alameda. Four ranked wins came on the road, including a series sweep at No. 25 Virginia Tech and a victory in game two of the NCAA Super Regional at No. 8 Tennessee. The Noles defeated No. 6 Kentucky, No. 9 Auburn, No. 13 UCF (twice) and No. 20 Nebraska (twice) at home, while taking down No. 12 UCLA at a neutral site in California. Overall, FSU has 37 wins over ranked opponents in the Alameda era.
- Florida State recorded three no-hitters in 2015, including a pair of no-hitters against Coastal Carolina on March 6 and March 8. Playing the Chanticleers twice during the three-day FAU Invitational in Boca Raton, Fla., Lacey Waldrop tossed 5.0 innings of nearly perfect softball on March 6, allowing just one baserunner on a walk in the fifth inning. Jessica Burroughs earned a 5.0-inning no-hitter of her own on March 8, allowing three runners on two errors and a walk, while striking out seven in FSU's 8-0 win.






EIGHT WOMEN'S COLLEGE WORLD SERIES APPEARANCES • 13 ACC CHAMPIONSHIPS

2015 SEASON IN REVIEW

- The Seminoles came from behind to win all three games at No. 25 Virginia Tech and in each game of the double-header on March 21, FSU scored enough runs in the top of the seventh to force extra innings and won it in the eighth. In game one, FSU trailed 3-2, but a one-out double from Victoria Daddis tied the game the Noles went on to win 7-5 in eight innings. In game two, the Seminoles trailed 6-2 going into the seventh, but singles from Alex Kossoff, Morgan Klaevemann, Maddie O'Brien and Alex Powers cut the lead to 6-3. An RBI groundout from Bailey Schinella and a two-run double from Ellie Cooper tied the game and allowed Jessica Warren to win it in the eighth with a solo home run.
- Senior Lacey Waldrop wrote her name all over the FSU and ACC record books in her career, becoming FSU's all-time wins leader with a victory at North Florida on May 3. Waldrop ended her career with 109 wins, good for second-most in conference history. She finished third in FSU history and eighth in ACC history in both innings pitched (859.2) and strikeouts (917). Waldrop was a top 25 semifinalist for the USA Softball National Player of the Year in 2015, after winning the award in 2014.
- Waldrop also became the third Seminole to ever earn three All-American honors in her career as she was named to the NFCA All-American Third Team in 2015. She finished the season with a 28-7 record, 1.52 ERA with 232 strikeouts and limited opponents to a .163 batting average.
- Fellow senior Maddie O'Brien set FSU, ACC and NCAA marks of her own as she finished one of the best offensive careers in Florida State history. In 2015, she led the NCAA with 73 walks, while recording 13 home runs, 43 RBI and scored 38 runs. For her career, she set FSU records with 55 home runs, 216 RBI, 198 walks and a .645 slugging percentage. She also ranks third in FSU history with 41 doubles.
- O'Brien's 198 walks set an ACC record, while she currently ranks second in conference history with 216 RBI and her 55 home runs are tied for the third-most in an ACC career. Her prolific walk totals earned her a spot in the NCAA record books as her 73 walks tied for the 11th-most in a single season in NCAA history, while her 198 walks are the 10th highest total ever.
- Senior Bailey Schinella closed out her career in impressive fashion as the pitcher/outfielder/designated player was all over the field and lineup to help FSU be successful. She hit a grand slam in her first at-bat against Georgia Southern on February 8 and closed out the game in the circle to preserve a combined no-hitter with Lacey Waldrop. She also secured the 3-2 victory over No. 20 Nebraska, entering the game to pitch with the bases loaded with one out in the sixth without allowing a run. She ended the season with 10 doubles and 33 RBI and had the lowest strikeout ratio at the plate among starting batters.
- Morgan Klaevemann earned All-ACC Second Team and NFCA All-Southeast Region Third Team honors as she led the team with a .393 batting average and 20 stolen bases. From March 25 to May 17, she recorded a 26-game hitting streak - the second-longest in FSU history and tied for the 24th-longest in NCAA history.
- Jessica Warren was named the ACC Freshman of the Year and led the team in eight statistical categories including 19 home runs and 57 RBI. The 19 HRs are the second most in a single-season and tied for No. 10 in a career in FSU history.
- Alex Powers led the team with 13 doubles and finished second on the team and No. 6 in the nation with 56 walks. Her RBI triple in the bottom of the seventh against No. 13 UCF helped give the Seminoles a 2-1 victory and advance to the NCAA Regional Final.
- Ellie Cooper was named to the All-ACC Second Team and batted .333 on the season with 26 RBI and 34 runs scored. She tied a career high with three hits as she went 3-for-4 with a run scored and a stolen base against Call in the Mary Nutter Classic on February 21. She also went 3-for-4 against No. 9 Auburn on March 25.
- Alex Kossoff tied for the team lead with three triples, including one in the ACC Championship game against Pitt. She also robbed two home runs in left field during the three game series at NC State on April 3-4.



1981 & 1982 AIAW NATIONAL CHAMPIONS • 28 NCAA APPEARANCES

2015 FINAL STATISTICS

Record: 49-14 Home: 24-7 Away: 15-5 Neutral: 10-2 ACC: 20-3

Player	avg	gp-gs	ab	r	h	2b	3b	hr	rbi	tb	slg%	bb	hp	so	gdp	ob%	sf	sh	sb-att	po	a	e	fld%	
2 Morgan Klaevemann	.393	63-60	178	43	70	5	3	0	19	81	.455	29	0	30	0	.476	1	3	20-21	59	6	0	1.000	
30 Jessica Warren	.367	61-59	188	53	69	11	3	19	57	143	.761	28	14	16	1	.481	1	0	3-4	54	105	12	.930	
14 Ellie Cooper	.333	62-59	165	34	55	7	2	0	26	66	.400	20	10	16	0	.429	3	8	7-9	47	77	8	.939	
5 Alex Kossoff	.306	62-58	160	22	49	2	3	0	10	57	.356	16	1	18	0	.371	1	9	9-11	61	1	1	.984	
11 Alex Powers	.266	63-63	158	25	42	13	2	9	45	86	.544	56	3	29	0	.459	3	0	0-0	346	2	10	.972	
7 Maddie O'Brien	.264	63-63	159	38	42	3	2	13	43	88	.553	73	2	21	5	.494	3	0	0-1	48	95	10	.935	
27 Bailey Schinella	.257	63-62	171	24	44	10	0	2	33	60	.351	27	2	15	2	.363	1	1	0-0	16	5	0	1.000	

13 Lacey Waldrop	.333	41-34	3	0	1	0	0	0	1	1	.333	0	0	1	0	.333	0	0	0-0	5	68	4	.948	
18 Victoria East	.284	55-29	102	22	29	8	0	0	18	37	.363	13	0	16	2	.362	1	1	5-7	111	1	3	.974	
24 Victoria Daddis	.276	56-31	98	9	27	6	2	4	26	49	.500	13	2	31	3	.365	2	0	0-0	12	10	3	.880	
8 Korina Rosario	.190	39-12	42	9	8	1	1	1	5	14	.333	3	0	12	0	.239	1	2	1-1	11	0	1	.917	
44 Lauren Harris	.182	45-1	11	10	2	0	0	0	1	2	.182	0	0	3	0	.182	0	0	0-1	10	1	0	1.000	
32 Rylan Harvey	.154	22-4	26	1	4	1	0	0	3	5	.192	2	0	7	0	.214	0	0	0-0	0	0	0	.000	
25 Macey Cheatham	.094	54-47	64	15	6	1	0	0	2	7	.109	12	0	25	0	.234	1	10	1-1	338	17	3	.992	
15 Katie Baker	.000	24-0	3	8	0	0	0	0	0	0	.000	0	0	2	0	.000	0	0	0-0	2	2	0	1.000	
28 Bella D'Errico	.000	31-0	1	15	0	0	0	0	0	0	.000	0	0	0	0	.000	0	0	5-5	0	0	0	.000	
16 Jessica Burroughs	.000	39-29	0	0	0	0	0	0	0	0	.000	0	0	0	0	.000	0	0	0-0	4	25	9	.763	
31 Sienna Surber	.000	2-0	0	0	0	0	0	0	0	0	.000	0	0	0	0	.000	0	0	0-0	0	0	0	.000	
Totals	.289	63	1593	337	461	70	18	51	300	720	.452	300	37	258	13	.409	19	34	52-62	1261	422	67	.962	
Opponents	.170	63	1511	145	257	37	4	25	121	377	.250	173	26	465	13	.266	6	24	36-37	1197	502	68	.962	


LOB - Team (457), Opp (337). DPs turned - Team (20), Opp (26). TPs turned - Team (0), Opp (1). CI - Team (0), Opp (5). IBB - Team (5), O'Brien, M. 3, Warren, J. 1, Powers, A. 1, Opp (5). Picked off - Klaevemann M 1.

(All games Sorted by Earned run avg)

Player	era	w-l	app	gs	cg	sho	sv	ip	h	r	er	bb	so	2b	3b	hr	b/avg	wp	hp	bk	sfa	sha
13 Lacey Waldrop	1.52	28-7	41	34	21	6/3	2	211.1	123	64	46	86	232	16	1	7	.163	34	12	0	1	13
16 Jessica Burroughs	2.08	19-6	39	28	15	8/1	3	185.0	115	70	55	69	219	16	3	16	.171	15	12	0	2	9

8 Korina Rosario	0.00	0-0	3	0	0	0/0	0	1.0	1	0	0	1	1	0	0	0	.250	1	0	0	0	0
27 Bailey Schinella	2.74	2-1	14	1	0	0/2	1	23.0	18	11	9	17	13	5	0	2	.225	0	2	1	3	2
Totals	1.83	49-14	63	63	36	17/3	6	420.1	257	145	110	173	465	37	4	25	.170	50	26	1	6	24
Opponents	4.96	14-49	63	63	31	3/1	1	399.0	461	337	283	300	258	70	18	51	.289	35	37	1	19	34

PB - Team (18), Cheatham, M. 13, Szymanowski 3, Surber, S. 2, Opp (11). Pickoffs - Team (0), Opp (1). SBA/ATT - Cheatham, M. (27-28), Waldrop, L. (22-22), Burroughs, J (10-11), Szymanowski (8-8), Schinella, B (4-4), Daddis, V. (1-1).





EIGHT WOMEN'S COLLEGE WORLD SERIES APPEARANCES • 13 ACC CHAMPIONSHIPS

2015 ACC STANDINGS AND RESULTS

Florida State - ACC Champion & NCAA Tournament Super Regionals Participant
 NC State - NCAA Tournament Super Regionals Participant
 Louisville - NCAA Tournament Regionals Participant
 North Carolina - NCAA Tournament Regionals Participant
 Notre Dame - NCAA Tournament Regionals Participant
 Pittsburgh - NCAA Tournament Regionals Participant
 Virginia Tech - NCAA Tournament Regionals Participant

Team	Conference						Overall						
	W	L	Pct	Hm	Rd	Neu	W	L	T	Pct	Hm	Rd	Neu
Florida State	20	3	.870	11-1	9-2	0-0	49	14	0	.778	24-7	15-5	10-2
North Carolina	16	5	.762	11-0	5-5	0-0	37	16	0	.698	21-2	8-9	8-5
Notre Dame	17	6	.739	10-1	7-5	0-0	42	15	0	.737	20-3	12-8	10-4
Louisville	16	7	.696	11-3	5-4	0-0	30	19	0	.612	15-6	10-6	5-7
NC State	13	8	.619	5-4	8-4	0-0	38	22	0	.633	9-6	19-15	10-1
Pittsburgh	11	13	.458	4-11	5-1	2-1	37	22	0	.627	7-9	11-8	19-5
Virginia Tech	9	14	.391	6-6	3-8	0-0	34	23	0	.596	10-8	12-12	12-3
Boston College	6	15	.286	4-5	2-10	0-0	27	25	0	.519	7-6	8-14	12-5
Georgia Tech	6	18	.250	2-10	4-8	0-0	16	34	0	.320	7-12	7-15	2-7
Syracuse	4	13	.235	4-4	0-9	0-0	20	26	0	.435	6-7	2-10	12-9
Virginia	4	20	.167	3-6	0-12	1-2	16	40	0	.286	10-10	2-16	4-14

Record vs. Non-ACC Opponents: 217-127, .631

Virginia (1)
 Megan Harris
 Virginia Tech (4)
 Vanessa Gonzalez Kelsey Mericka
 Kyle McGoldrick Michelle Prong

ACC Softball Scholar-Athlete of the Year
 Emily Weiman, ST

- Final USA Today/NFCA Division I Poll**
- Florida
 - Michigan
 - Auburn
 - LSU
 - UCLA
 - Alabama
 - Oregon
 - Tennessee
 - Oklahoma
 - Florida State
 - Georgia
 - Arizona
 - Missouri
 - Minnesota
 - Central Florida
 - Kentucky
 - Baylor
 - NC State
 - Arizona State
 - Washington
 - James Madison
 - South Alabama & California
 - Notre Dame & North Dakota St.

- Final ESPN/USA Softball Poll**
- Florida
 - Michigan
 - Auburn
 - LSU
 - UCLA
 - Alabama
 - Oregon
 - Tennessee
 - Oklahoma
 - Florida State
 - LA-Lafayette
 - Missouri
 - Georgia
 - Arizona
 - Minnesota
 - Central Florida
 - Kentucky
 - Baylor
 - NC State
 - Arizona State
 - Washington
 - California
 - North Dakota St.
 - Utah

- 2015 Individual ACC Statistical Leaders**
- Batting Average*
 Karley Wester, ND429
- Home Runs*
 Kristen Brown, NC24
- Runs Batted In*
 Kristen Brown, NC67
- Runs Scored*
 Karley Wester, ND65
- Base Hits*
 Karley Wester, ND84
- Doubles*
 Emilee Koerner, ND18
 Micaela Arizmendi, ND18
- Triples*
 Megan Harris, VA5
- Stolen Bases*
 Jenna Simon, ND29
- Slugging Percentage*
 Kristen Brown, NC853
- Earned Run Average*
 Lacey Waldrop, FS1.52
- Victories*
 Emily Weiman, ST31
- Strikeouts*
 Emily Weiman, ST322
- Saves*
 Maryssa Becker, UL3
 Jessica Burroughs, FS3
 Kayla Harris, UP3

- 2015 Team ACC Statistical Leaders**
- Batting Average*
 Notre Dame351
- Earned Run Average*
 Florida State1.83
- Fielding Percentage*
 Notre Dame973
- Scoring*
 Notre Dame6.93

ACC Tournament Results

Blacksburg, Va., May 7-9
Thursday
 #1 Florida State d. #8 Boston Col. 4-2
 #5 NC State d. #4 Louisville 3-2
 #2 No. Carolina d. #7 Virginia Tech. 3-2
 #6 Pittsburgh d. #3 Notre Dame 8-1
Friday
 Florida State d. NC State 11-4
 Pittsburgh d. North Carolina 4-0
Saturday
 Florida State d. Pittsburgh 6-2

ACC All-Tournament Team

Florida State (5)
 Jessica Burroughs Bailey Schinella
 Victoria Daddis Jessica Warren
 Alex Powers
 North Carolina (1)
 Amber Parrish
 Pittsburgh (4)
 Savannah King Maggie Sevilla
 Shelby Pickett Carly Thea
 Virginia Tech (1)
 Kylie McGoldrick

Tournament Most Valuable Player

Jessica Burroughs, FS

NCAA Tournament Results

Regionals, May 15-17
 Super Regionals, May 21-24
 College World Series, May 28-June 3
Regionals at Tallahassee, Fla.
 Florida State d. Dartmouth 5-1
 Florida State d. Central Florida 2-1
 Florida State d. Central Florida 5-0
Regionals at Columbia, Mo.
 Kansas d. Louisville 1-0
 Indiana State d. Louisville 2-1
Regionals at Athens, Ga.
 Western Kentucky d. No. Carolina 2-1
 No. Carolina d. Central Conn. St. 8-0
 Georgia d. North Carolina 6-5
Regionals at Richmond, Va.
 NC State d. Fordham 12-5
 NC State d. James Madison 2-0
 NC State d. Fordham 2-1
Regionals at Notre Dame, Ind.
 Ball State d. Notre Dame 6-3
 Notre Dame d. Northwestern 14-5
 Notre Dame d. Ball State 15-4
 Kentucky d. Notre Dame 4-3
Regionals at Ann Arbor, Mich.
 California d. Pittsburgh 11-3
 Pittsburgh d. Oakland 6-3
 Pittsburgh d. California 6-3
 Michigan d. Pittsburgh 10-3

Regionals at Knoxville, Tenn.

Utah d. Virginia Tech 6-1
 Longwood d. Virginia Tech 6-4
Super Regionals at Knoxville, Tenn.
 Tennessee d. Florida State 3-2
 Florida State d. Tennessee 6-1
 Tennessee d. Florida State 2-1
Super Regionals at Eugene, Ore.
 Oregon d. NC State 6-1
 Oregon d. NC State 9-3

All-Atlantic Coast Conference Team

First Team
 Morgan Klaevemann FS
 Lacey Waldrop FS
 Jessica Warren FS
 Whitney Arion UL
 Maryssa Becker UL
 Kelsi Jones UL
 Kristen Brown NC
 Taylor Wike NC
 Micaela Arizmendi ND
 Katey Haus ND
 Emilee Koerner ND
 Karley Wester ND
 Renada Davis ST
 Emily Weiman ST
 Jenna Modic UP
Second Team
 Megan Cooley BC
 Jessica Burroughs FS
 Ellie Cooper FS
 Maddie O'Brien FS
 Maddie Lionberger GT
 Amber Parrish NC
 Lauren Walker NC
 Rachel Nasland ND
 Morgan Reed ND
 Shelby Pickett UP
 McKayla Taylor UP
 Tyler Ross ST
 Maddi Doane SU
 Corinne Ozanne SU
 Kylie McGoldrick VT

ACC Player of the Year

Emilee Koerner, ND

ACC Pitcher of the Year

Lacey Waldrop, FS

ACC Freshman of the Year

Jessica Warren, FS

ACC Coach of the Year

Lonni Alameda, FS

NFCA All-Americans

P Lacey Waldrop, FS 3rd Tm
 At-L/OF Emilee Koerner, ND 3rd Tm
 At-L/SS Kristen Brown, NC 3rd Tm

ACC Players of the Week

Feb. 9 Katey Haus, ND
 Feb. 16 Alex Powers, FS
 Feb. 24 Kelsey Mericka, VT
 March 2 Jenna Modic, UP
 March 9 Tyler Ross, ST
 March 16 Kristen Brown, NC
 March 23 Kelsi Jones, UL
 March 30 Kristen Brown, NC
 April 6 Katey Haus, ND
 and Renada Davis, ST
 April 13 McKayla Taylor, UP
 April 20 Emilee Koerner, ND
 April 27 Maddi Doane, SU
 May 5 Tyler Ross, ST

ACC Pitchers of the Week

Feb. 9 Lacey Waldrop, FS
 Feb. 16 Savannah King, UP
 Feb. 24 Rachel Nasland, ND
 March 2 Lacey Waldrop, FS
 March 9 Lacey Waldrop, FS
 March 16 Rachel Nasland, ND
 March 23 Rachel Nasland, ND
 March 30 Rachel Nasland, ND
 April 6 Kelly Heinz, VT
 April 13 Maryssa Becker, UL
 April 20 Lacey Waldrop, FS
 April 27 Emily Weiman, ST
 May 5 Shelby McCombs, UL

All-ACC Academic Team

Boston College (1)
 Megan Cooley
Florida State (7)
 Ellie Cooper Alex Powers
 Victoria Daddis Bailey Schinella
 Morgan Klaevemann Lacey Waldrop
 Alex Kossoff
Georgia Tech (2)
 Karly Fullem Morgan Taylor
Louisville (5)
 Maryssa Becker Sidney Melton
 Bridgette Flaherty Brittany Sims
 Kelsi Jones
North Carolina (2)
 Jenna Kelly Ellyn Wagner
NC State (2)
 Lana Van Dyken Emily Weiman
Notre Dame (3)
 Katey Haus Kimmy Sullivan
 Rachel Nasland
Pittsburgh (4)
 Savannah King Maggie Sevilla
 Jenna Modic Carly Thea
Syracuse (2)
 Madeline Doane Riley Johnson



2015 TEAM GAME HIGHS

Batting

At bats:	35	- vs Michigan (Feb 14, 2015)
Runs scored:	15	- at North Florida (May 03, 2015)
Hits:	14	- vs Michigan (Feb 14, 2015)
	14	- at Louisville (Apr 12, 2015)
	14	- at North Florida (May 03, 2015)
RBI:	13	- at North Florida (May 03, 2015)
Doubles:	4	- at Virginia Tech (Mar 22, 2015)
	4	- at NC State (Apr 03, 2015)
Triples:	2	- vs Bethune-Cookman (Mar 06, 2015 at Boca Raton, Fla.)
	2	- vs Virginia (Apr 19, 2015)
Home runs:	4	- vs Bethune-Cookman (Mar 06, 2015 at Boca Raton, Fla.)
Total bases:	28	- vs Bethune-Cookman (Mar 06, 2015 at Boca Raton, Fla.)
Walks:	10	- at Florida A&M (Feb 10, 2015)
	10	- vs Boston College (Mar 01, 2015)
Strikeouts:	15	- vs Western Kentucky (Feb 13, 2015)
Sac hits:	2	- (5 times)
Sac flies:	2	- vs Georgia Southern (Feb 07, 2015)
	2	- vs UCF (May 17, 2015)
Stolen bases:	4	- vs Colgate (Mar 17, 2015)
	4	- vs Virginia (Apr 18, 2015)
	4	- vs Dartmouth (May 15, 2015)
Hit by pitch:	4	- at Florida A&M (Feb 10, 2015)
	4	- at Virginia Tech (Mar 21, 2015)
	4	- at NC State (Apr 03, 2015)
Caught stealing:	1	- (10 times)
Runners LOB:	12	- (4 times)
Hit into DP:	2	- at NC State (Apr 04, 2015)
	2	- vs Pitt (May 09, 2015 at Blacksburg, VA)

Fielding

Putouts:	30	- vs South Carolina (Feb 19, 2015 at Cathedral City, CA)
Assists:	14	- at Virginia Tech (Mar 22, 2015)
	14	- at Georgia State (Apr 27, 2015)
Errors:	4	- vs Notre Dame (Mar 15, 2015)
	4	- vs Auburn (Mar 25, 2015)
	4	- vs Auburn (Mar 25, 2015)
Passed balls:	2	- at Georgia State (Apr 27, 2015)
DPs turned:	2	- vs Virginia (Apr 18, 2015)

Pitching

Innings pitched:	10.0	- vs South Carolina (Feb 19, 2015 at Cathedral City, CA)
Runs allowed:	12	- vs Notre Dame (Mar 15, 2015)
Earned runs:	9	- vs Notre Dame (Mar 15, 2015)
Walks allowed:	11	- vs Auburn (Mar 25, 2015)
Strikeouts:	14	- (4 times)
Hits allowed:	11	- vs NC State (May 08, 2015 at Blacksburg, VA)
Doubles allowed:	4	- vs Florida (Apr 08, 2015)
Triples allowed:	1	- (4 times)



EIGHT WOMEN'S COLLEGE WORLD SERIES APPEARANCES • 13 ACC CHAMPIONSHIPS

2015 INDIVIDUAL GAME HIGHS

Batting

At bats:	5	- (6 times)
Runs scored:	3	- (9 times)
Hits:	3	- (19 times)
RBIs:	6	- Alex Powers vs Auburn (Mar 25, 2015)
Doubles:	2	- (5 times)
Triples:	2	- Morgan Klaevemann vs Virginia (Apr 19, 2015)
Home runs:	2	- (5 times)
Total bases:	9	- Jessica Warren at Georgia Tech (Apr 26, 2015)
	9	- Maddie O'Brien at North Florida (May 03, 2015)
	9	- Jessica Warren vs Tennessee (May 22, 2015)
Walks:	4	- Alex Powers vs Georgia Southern (Feb 08, 2015)
	4	- Maddie O'Brien at NC State (Apr 03, 2015)
	4	- Jessica Warren vs UCF (May 16, 2015)
Strikeouts:	3	- (4 times)
Sac hits:	2	- Ellie Cooper at Florida Atlantic (Mar 07, 2015)
Sac flies:	1	- (19 times)
Stolen bases:	2	- Morgan Klaevemann at Florida A&M (Feb 10, 2015)
	2	- Morgan Klaevemann vs Virginia (Apr 19, 2015)
	2	- Morgan Klaevemann vs Dartmouth (May 15, 2015)
Hit by pitch:	3	- Ellie Cooper at Florida A&M (Feb 10, 2015)
	3	- Jessica Warren at NC State (Apr 03, 2015)
Caught stealing:	1	- (10 times)
Runners LOB:	5	- Korina Rosario vs Coastal Carolina (Mar 08, 2015 at Boca Raton, Fla.)
	5	- Victoria East at Louisville (Apr 11, 2015)

Fielding

Putouts:	14	- Macey Cheatham vs Troy (Mar 18, 2015)
	14	- Macey Cheatham vs Boston College (May 07, 2015 at Blacksburg, VA)
Assists:	7	- Jessica Warren at Georgia State (Apr 27, 2015)
Errors:	2	- (5 times)
Passed balls:	2	- Sienna Surber at Georgia State (Apr 27, 2015)

Pitching

Innings pitched:	10.0	- Jessica Burroughs vs South Carolina (Feb 19, 2015 at Cathedral City, C
Runs allowed:	10	- Jessica Burroughs vs Auburn (Mar 25, 2015)
Earned runs:	8	- Jessica Burroughs vs Auburn (Mar 25, 2015)
Walks allowed:	7	- Lacey Waldrop at Virginia Tech (Mar 21, 2015)
	7	- Jessica Burroughs vs Auburn (Mar 25, 2015)
Strikeouts:	14	- Jessica Burroughs vs Kentucky (Feb 08, 2015)
	14	- Jessica Burroughs vs Florida A&M (Apr 01, 2015)
Hits allowed:	9	- Lacey Waldrop at Virginia Tech (Mar 21, 2015)
Doubles allowed:	3	- Lacey Waldrop at Virginia Tech (Mar 22, 2015)
	3	- Jessica Burroughs vs Florida (Apr 08, 2015)
Triples allowed:	1	- (4 times)
Homers allowed:	2	- Jessica Burroughs vs Cal (Feb 21, 2015 at Cathedral City, CA)
	2	- Jessica Burroughs vs Troy (Mar 18, 2015)
	2	- Jessica Burroughs at Virginia Tech (Mar 21, 2015)
Wild pitches:	3	- Lacey Waldrop vs Cal (Feb 21, 2015 at Cathedral City, CA)



1981 & 1982 AIAW NATIONAL CHAMPIONS • 28 NCAA APPEARANCES

2015 GAME-BY-GAME RESULTS

Date	Opponent	Score	Inns	Overall	ACC	Pitcher of record	Attend	Time
Feb 07, 2015	GEORGIA SOUTHERN	w 8-0	6	1-0-0	0-0-0	Burroughs, J (W 1-0)	886	1:39
Feb 07, 2015	#6 KENTUCKY	w 3-2	7	2-0-0	0-0-0	Waldrop, L. (W 1-0)	886	1:53
Feb 08, 2015	#6 KENTUCKY	L 1-3	7	2-1-0	0-0-0	Burroughs, J (L 1-1)	776	2:04
Feb 08, 2015	GEORGIA SOUTHERN	w 4-0	7	3-1-0	0-0-0	Waldrop, L. (W 2-0)	776	1:59
Feb 10, 2015	at Florida A&M	w 12-5	7	4-1-0	0-0-0	Waldrop, L. (W 3-0)	126	2:47
Feb 13, 2015	#20 NEBRASKA	w 4-1	7	5-1-0	0-0-0	Burroughs, J (W 2-1)	0	1:50
Feb 13, 2015	WESTERN KENTUCKY	w 2-1	7	6-1-0	0-0-0	Waldrop, L. (W 4-0)	0	2:16
Feb 14, 2015	#7 MICHIGAN	L 5-6	7	6-2-0	0-0-0	Waldrop, L. (L 4-1)	1208	2:17
Feb 14, 2015	#7 MICHIGAN	L 1-2	7	6-3-0	0-0-0	Waldrop, L. (L 4-2)	1208	2:01
Feb 15, 2015	#20 NEBRASKA	w 3-2	7	7-3-0	0-0-0	Waldrop, L. (W 5-2)	0	2:00
Feb 19, 2015	vs #13 Tennessee	L 1-4	7	7-4-0	0-0-0	Waldrop, L. (L 5-3)	0	2:04
Feb 19, 2015	vs South Carolina	w 4-3	(10)	8-4-0	0-0-0	Burroughs, J (W 3-1)	523	2:37
Feb 20, 2015	vs Oklahoma State	w 4-1	7	9-4-0	0-0-0	Waldrop, L. (W 6-3)	275	1:40
Feb 21, 2015	vs #20 Cal	L 6-7	7	9-5-0	0-0-0	Burroughs, J (L 3-2)	377	2:19
Feb 21, 2015	vs #12 UCLA	w 5-1	7	10-5-0	0-0-0	Waldrop, L. (W 7-3)	781	1:52
* Feb 28, 2015	BOSTON COLLEGE	w 5-0	7	11-5-0	1-0-0	Waldrop, L. (W 8-3)	335	2:00
* Feb 28, 2015	BOSTON COLLEGE-2	w 2-1	7	12-5-0	2-0-0	Burroughs, J (W 4-2)	229	2:06
* Mar 01, 2015	BOSTON COLLEGE	w 5-1	7	13-5-0	3-0-0	Waldrop, L. (W 9-3)	245	2:05
Mar 06, 2015	vs Coastal Carolina	w 9-0	5	14-5-0	3-0-0	Waldrop, L. (W 10-3)	0	1:35
Mar 06, 2015	vs Bethune-Cookman	w 12-0	5	15-5-0	3-0-0	Burroughs, J (W 5-2)	0	1:26
Mar 07, 2015	vs Hofstra	w 2-1	7	16-5-0	3-0-0	Burroughs, J (W 6-2)	0	1:43
Mar 07, 2015	at Florida Atlantic	w 1-0	7	17-5-0	3-0-0	Waldrop, L. (W 11-3)	0	1:45
Mar 08, 2015	vs Coastal Carolina	w 8-0	5	18-5-0	3-0-0	Burroughs, J (W 7-2)	0	1:50
Mar 10, 2015	at Florida Atlantic	w 12-0	6	19-5-0	3-0-0	Waldrop, L. (W 12-3)	382	1:47
Mar 12, 2015	USC UPSTATE-1	w 2-0	7	20-5-0	3-0-0	Waldrop, L. (W 13-3)	-	1:36
* Mar 14, 2015	NOTRE DAME-1	w 4-1	7	21-5-0	4-0-0	Waldrop, L. (W 14-3)	-	2:07
* Mar 14, 2015	NOTRE DAME-2	w 7-3	7	22-5-0	5-0-0	Burroughs, J (W 8-2)	641	2:32
* Mar 15, 2015	NOTRE DAME	L 0-12	5	22-6-0	5-1-0	Burroughs, J (L 8-3)	373	1:47
Mar 17, 2015	COLGATE	w 8-0	5	23-6-0	5-1-0	Burroughs, J (W 9-3)	185	1:33
Mar 18, 2015	TROY	L 4-6	(8)	23-7-0	5-1-0	Burroughs, J (L 9-4)	240	3:00
* Mar 21, 2015	at #25 Virginia Tech-2	w 7-6	(8)	24-7-0	6-1-0	Waldrop, L. (W 16-3)	-	2:11
* Mar 21, 2015	at #25 Virginia Tech	w 7-5	(8)	25-7-0	7-1-0	Waldrop, L. (W 15-3)	0	2:35
* Mar 22, 2015	at #25 Virginia Tech	w 5-2	7	26-7-0	8-1-0	Waldrop, L. (W 17-3)	0	2:05
Mar 25, 2015	#9 AUBURN-1	w 10-7	7	27-7-0	8-1-0	Waldrop, L. (W 18-3)	-	2:34
Mar 25, 2015	#9 AUBURN-2	L 4-10	7	27-8-0	8-1-0	Burroughs, J (L 9-5)	789	3:02
* Mar 28, 2015	PITT-1	w 8-0	5	28-8-0	9-1-0	Waldrop, L. (W 19-3)	-	1:22
* Mar 28, 2015	PITT-2	w 7-0	7	29-8-0	10-1-0	Burroughs, J (W 10-5)	613	1:44
* Mar 29, 2015	PITT	w 3-0	7	30-8-0	11-1-0	Waldrop, L. (W 20-3)	240	1:45
Apr 01, 2015	FLORIDA A&M	w 11-0	6	31-8-0	11-1-0	Burroughs, J (W 11-5)	296	1:50
* Apr 03, 2015	at NC State-1	w 6-5	7	32-8-0	12-1-0	Waldrop, L. (W 21-3)	432	2:27
* Apr 03, 2015	at NC State-2	w 10-1	6	33-8-0	13-1-0	Burroughs, J (W 12-5)	432	1:59
* Apr 04, 2015	at NC State	L 4-9	7	33-9-0	13-2-0	Waldrop, L. (L 21-4)	361	2:18
Apr 08, 2015	#3 FLORIDA	L 1-5	7	33-10-0	13-2-0	Schinella, B (L 0-1)	1685	2:16
* Apr 11, 2015	at Louisville	L 0-1	7	33-11-0	13-3-0	Waldrop, L. (L 21-5)	0	1:55
* Apr 12, 2015	at Louisville	w 9-1	7	34-11-0	14-3-0	Waldrop, L. (W 22-5)	556	2:14
* Apr 18, 2015	VIRGINIA-1	w 9-1	6	35-11-0	15-3-0	Waldrop, L. (W 23-5)	576	1:35
* Apr 18, 2015	VIRGINIA-2	w 8-0	5	36-11-0	16-3-0	Burroughs, J (W 13-5)	576	1:08
* Apr 19, 2015	VIRGINIA	w 8-0	5	37-11-0	17-3-0	Waldrop, L. (W 24-5)	280	1:21
Apr 22, 2015	at #1 Florida	L 0-5	7	37-12-0	17-3-0	Waldrop, L. (L 24-6)	1979	1:50
* Apr 25, 2015	at Georgia Tech-1	w 2-1	(8)	38-12-0	18-3-0	Waldrop, L. (W 25-6)	427	2:02
* Apr 25, 2015	at Georgia Tech-2	w 3-2	7	39-12-0	19-3-0	Schinella, B (W 1-1)	375	2:30
* Apr 26, 2015	at Georgia Tech	w 8-1	7	40-12-0	20-3-0	Burroughs, J (W 14-5)	575	2:04
Apr 27, 2015	at Georgia State	w 6-3	7	41-12-0	20-3-0	Waldrop, L. (W 26-6)	121	1:50
May 03, 2015	at North Florida	w 15-1	5	42-12-0	20-3-0	Waldrop, L. (W 27-6)	527	1:35
May 07, 2015	vs Boston College	w 4-2	7	43-12-0	20-3-0	Waldrop, L. (W 28-6)	507	2:09
May 08, 2015	vs NC State	w 11-4	7	44-12-0	20-3-0	Burroughs, J (W 15-5)	634	2:38
May 09, 2015	vs Pitt	w 6-2	7	45-12-0	20-3-0	Burroughs, J (W 16-5)	873	2:16
May 15, 2015	DARTMOUTH	w 5-1	7	46-12-0	20-3-0	Burroughs, J (W 17-5)	0	2:05
May 16, 2015	#13 UCF	w 2-1	7	47-12-0	20-3-0	Schinella, B (W 2-1)	0	2:21
May 17, 2015	#13 UCF	w 5-0	7	48-12-0	20-3-0	Burroughs, J (W 18-5)	0	1:54
May 21, 2015	at #8 Tennessee	L 2-3	7	48-13-0	20-3-0	Burroughs, J (L 18-6)	1674	2:18
May 22, 2015	at #8 Tennessee	w 6-1	7	49-13-0	20-3-0	Burroughs, J (W 19-6)	1688	2:21
May 22, 2015	at #8 Tennessee	L 1-2	7	49-14-0	20-3-0	Waldrop, L. (L 28-7)	1688	2:05

* = Conference game
() extra inning game



EIGHT WOMEN'S COLLEGE WORLD SERIES APPEARANCES • 13 ACC CHAMPIONSHIPS

LAST TIME IT HAPPENED**TEAM**

Defeated a top-five team.....	vs. No. 4 Michigan (6-5), Feb. 22, 2009
Defeated a top-10 team	at No. 10 Tennessee (6-1), May 22, 2015
Defeated a top-25 team	vs. No. 13 UCF - NCAA Regional (5-0), May 17, 2015
Won when trailing after six innings.....	vs. No. 13 UCF - NCAA Regional (2-1), May 16, 2015
Lost when leading after six innings	vs. Troy (4-6 in 8 inn), March 18, 2015
Scored 10-15 runs	vs. NC State (11), May 8, 2015
Scored 15-20 runs	at North Florida (15), May 3, 2015
Scored 20 or more runs.....	vs. Bethune-Cookman (20), Feb. 10, 2013
Allowed 5-10 runs.....	vs. No. 1 Florida (5), April 22, 2015
Allowed 10-15 runs.....	vs. No. 9 Auburn (10), March 25, 2015
Allowed 15 or more runs	vs. No. 13 Michigan - NCAA Super Regional (17), May 22, 2014
Recorded 10-15 hits	vs. Dartmouth - NCAA Regional (10), May 15, 2015
Recorded 15 or more hits	at No. 23 Notre Dame (15), April 13, 2014
Hit five or more doubles	at Pitt (6), April 16, 2014
Hit two or more triples.....	vs. Virginia (2), April 19, 2015
Hit four or more home runs	vs. Bethune-Cookman (4), March 6, 2015
Hit back-to-back home runs.....	vs. No. 9 Auburn (Alex Powers and Victoria Daddis - 2nd inning), March 25, 2015
Stole six or more bases	vs. Wisconsin (7), March 6, 2011
Drew 10 or more walks.....	vs. Boston College (10), March 1, 2015
Shutout a team	vs. No. 13 UCF - NCAA Regional (5-0), May 17, 2015
Was shutout	at No. 1 Florida (5-0), April 22, 2015
Pitched a no-hitter.....	vs. Coastal Carolina (Jessica Burroughs), March 8, 2015
Was no-hit	vs. Notre Dame (Rachel Nasland), March 15, 2015

INDIVIDUAL

Recorded five or more at bats	Morgan Klaevemann at Louisville (5), April 12, 2015
Scored four or more runs in a game	Tiffani Brown, vs. Saint Mary's (4), Feb. 8, 2014
Had four or more hits in a game	Morgan Bullock, vs. North Carolina (4), March 22, 2013
Had at least a 10-game hitting streak	Morgan Klaevemann (26), March 25 to May 17, 2015
Had at least a 15-game hitting streak	Morgan Klaevemann (26), March 25 to May 17, 2015
Hit two or more doubles in a game	Victoria East (2) vs. Coastal Carolina, March 6, 2015
Hit two or more triples in a game	Morgan Klaevemann (2) vs. Virginia, April 19, 2015
Hit two or more home runs in a game.....	Jessica Warren (two-run, solo) at No. 10 Tennessee, May 22, 2015
Hit a grand slam.....	Victoria Daddis, vs. Florida A&M, April 1, 2015
Hit for the cycle	Ashley Stager, vs. Virginia, May 1, 2010
Hit a walk-off home run.....	Jessica Warren (3-run), vs. Notre Dame, March 14, 2015
Stole home.....	Michelle Snyder vs. Memphis, Feb. 17, 2007
Stole three bases in a game	Tiffani Brown, vs. Southern Miss, Feb. 16, 2014
Stole four bases or more in a game	Whitney Buckmon (4), UAB, Feb 17, 2008
Drew three walks in a game.....	Alex Powers, vs. Boston College, May 7, 2015
Drew four or more walks in a game	Jessica Warren (4) vs. No. 13 UCF - NCAA Regional, May 16, 2015
Was hit by at least two pitches in a game.....	Jessica Warren (3), at NC State, April 3, 2015
Recorded five RBIs in a game.....	Maddie O'Brien, at North Florida, May 3, 2015
Recorded six or more RBIs in a game	Alex Powers (6), vs. No. 9 Auburn, March 25, 2015
Two players had four or more RBI in a game	Courtney Senas (4) and Maddie O'Brien (5), vs. Saint Mary's, Feb. 8, 2014
First career hit was a home run	Lauren Harris, vs. UC Santa Barbara, Feb. 22, 2014
Pitched a no-hitter.....	Jessica Burroughs, vs. Coastal Carolina, March 8, 2015
Pitched a perfect game.....	Casey Hunter, vs. St. Joseph's (W 14-0), March 13, 2004
Had 10 or more strikeouts.....	Jessica Burroughs (12), vs. Virginia, April 18, 2015
Had 15 or more strikeouts	Lacey Waldrop (18), at Florida, March 27, 2013
Won 10 consecutive decisions.....	Lacey Waldrop (16), February 20 to April 3, 2015
Won 15 or more consecutive decisions	Lacey Waldrop (16), February 20 to April 3, 2015

1981 & 1982 AIAW NATIONAL CHAMPIONS • 28 NCAA APPEARANCES

2015 BOX SCORES

2015 Florida State Softball
Georgia Southern at #5 Florida State
Feb 07, 2015 at Tallahassee, Fla. (JoAnne Graf Field)

Georgia Southern 0 (0-1)							Florida State 8 (1-0)									
Player	ab	r	h	rbi	bb	so	Player	ab	r	h	rbi	bb	so	po	a	lob
Taylor Rogers cf	3	0	0	0	0	1	Jessica Warren 3b	3	3	2	2	1	0	0	0	0
Emily Snider lf	2	0	0	0	0	0	Alex Kossoff lf	3	0	1	0	0	1	0	0	0
Morgan Robinson 1b	2	0	1	0	0	5	Maddie O'Brien ss	2	0	0	2	0	1	1	0	0
Lindsey Wilcox rf	2	0	0	0	2	0	Alex Powers 1b	3	0	1	0	0	1	6	0	0
Savanah Coon dp	2	0	0	0	0	0	Lauren Harris pr	0	1	0	0	0	0	0	0	0
A.J. Hamilton c	2	0	0	0	1	9	Bailey Schinella dp	3	1	1	1	0	0	0	0	1
Lexi Allen 2b	2	0	0	0	2	0	Victoria East rf	2	1	1	0	0	1	1	0	0
Breanna McLendon 3b	2	0	0	0	1	1	Korina Rosario rf	1	1	1	0	0	0	0	0	0
Alesha Mann ss	2	0	0	0	1	0	Ellie Cooper 2b	1	0	0	1	2	0	1	1	0
Brooke Red p	0	0	0	0	0	0	Macey Cheatham c	1	1	0	0	1	0	8	0	0
Totals	19	0	1	0	0	8	Victoria Daddis ph	1	0	0	0	1	0	0	0	0
						17	Morgan Klaevemann cf	2	0	0	1	0	2	1	0	2
						4	Jessica Burroughs p	0	0	0	0	0	0	2	0	0
						1	Totals	22	8	7	7	4	6	18	4	3

Score by Innings

	1	2	3	4	5	6	R	H	E
Georgia Southern	0	0	0	0	0	0	0	1	2
Florida State	1	0	1	1	0	5	8	7	0

Note: 2 outs, 0 runners LOB when the game ended.

E - Rogers(1); Hamilton(1). LOB - Eagles 1; Seminoles 3. 2B - Kossoff, A.(1); Schinella, B(1); Rosario, K.(1).
 HR - Warren, J.(1). SF - O'Brien, M.(1); Klaevemann M(1). SB - Warren, J.(1); East, V.(1); Cooper, E.(1).

Georgia Southern						Florida State					
ip	h	r	er	bb	so	ip	h	r	er	bb	so
Brooke Red	5.2	7	8	7	4	Jessica Burroughs	6.0	1	0	0	0
					22 28 116						8 19 19 69

Win - Burroughs, J (1-0). Loss - Red (0-1). Save - None.
 WP - Red(1). PB - Hamilton(1); Cheatham, M.(1). Pitches/strikes: Red 116/65; Burroughs, J 69/54.

Umpires - HP: Greg Muir 1B: Roger Potts 3B: Nelson Rosa
 Start: 10:02 am Time: 1:39 Attendance:

2015 Florida State Softball
#6 Kentucky at #5 Florida State
Feb 07, 2015 at Tallahassee, Fla. (JoAnne Graf Field)

Kentucky 2 (1-1)							Florida State 3 (2-0)									
Player	ab	r	h	rbi	bb	so	Player	ab	r	h	rbi	bb	so	po	a	lob
Stokes,Christian ss	3	0	0	0	0	2	Jessica Warren 3b	4	1	3	2	0	0	0	2	1
Samuel,Sylvr cf	3	0	0	0	1	0	Alex Kossoff lf	3	0	0	0	2	1	0	0	1
Sagermann,Nikki 3b	3	0	0	0	1	1	Lauren Harris lf	0	0	0	0	0	0	0	0	0
Joiner,Griffin c	2	0	0	0	1	8	Maddie O'Brien ss	2	0	0	0	0	0	0	1	0
Richardson,Dari ph	0	1	0	0	0	0	Katie Baker pr	0	0	0	0	0	0	0	0	0
Nunley,Kelsey dp	3	0	0	0	1	0	Alex Powers 1b	3	1	1	0	1	5	0	0	0
Hinz,Brooklin lf	3	1	2	0	0	1	Bailey Schinella dp	2	0	1	0	1	0	0	0	0
Steed,Maisie 1b	3	0	1	0	2	3	Victoria East rf	2	0	0	0	2	0	0	0	4
Howard,Kara rf	2	0	0	0	1	0	Korina Rosario rf	1	0	0	0	0	0	0	0	0
Ray,Breanne ph	1	0	0	0	1	0	Ellie Cooper 2b	3	0	1	0	0	0	1	0	2
Smith,Ansley 2b	3	0	1	1	0	1	Macey Cheatham c	1	0	0	0	1	13	0	0	0
Prince,Meagan p	0	0	0	0	0	0	Victoria Daddis ph	1	0	0	0	1	0	0	0	0
Totals	26	2	4	1	1	12	Morgan Klaevemann cf	3	1	1	0	0	2	0	0	0
						18 7 5	Lacey Waldrop p	0	0	0	0	0	0	0	0	0
							Totals	25	3	7	2	1	7	21	4	8

Score by Innings

	1	2	3	4	5	6	7	R	H	E
Kentucky	0	0	0	0	0	0	2	2	4	2
Florida State	0	0	2	0	0	1	X	3	7	2

E - Steed,M(1); Smith,A(2); Warren, J.(1); Cheatham, M.(1). LOB - Wildcats 5; Seminoles 8. 2B - Warren, J.
 2(2). HR - Warren, J.(2). HBP - Stokes,C; Kossoff, A.; O'Brien, M. SH - Cheatham, M.(1). SB - Stokes,C(1);
 Richardson,D(1); Klaevemann M(1).

Kentucky						Florida State					
ip	h	r	er	bb	so	ip	h	r	er	bb	so
Prince,Meagan	6.0	7	3	2	1	Lacey Waldrop	7.0	4	2	0	1
					7 25 29 100						12 26 28 109

Win - Waldrop, L (1-0). Loss - Prince,M (1-1). Save - None.
 WP - Prince,M(1). HBP - by Waldrop, L (Stokes,C); by Prince,M (Kossoff, A.); by Prince,M (O'Brien, M.). BK -
 Prince,M(1). Pitches/strikes: Prince,M 100/63; Waldrop, L 109/74.

Umpires - HP: Bill Gomoluch 1B: Nelson Rosa 3B: Greg Muir
 Start: 12:30 pm Time: 1:53 Attendance:

2015 Florida State Softball
#6 Kentucky at #5 Florida State
Feb 08, 2015 at Tallahassee, Fla. (JoAnne Graf Field)

Kentucky 3 (4-1)							Florida State 1 (2-1)									
Player	ab	r	h	rbi	bb	so	Player	ab	r	h	rbi	bb	so	po	a	lob
Stokes,Christian ss	3	0	0	0	0	2	Jessica Warren 3b	3	0	0	0	1	0	0	0	0
Samuel,Sylvr cf	3	1	0	0	0	1	Alex Kossoff lf	4	0	0	0	0	0	1	0	1
Sagermann,Nikki 3b	2	1	0	0	1	1	Lauren Harris lf	0	0	0	0	0	0	0	0	0
Joiner,Griffin c	3	0	1	3	0	1	Maddie O'Brien ss	2	0	0	0	1	1	1	0	0
Hinz,Brooklin lf	2	0	0	0	2	1	Alex Powers 1b	2	0	0	0	1	1	4	0	1
Ray,Breanne dp	3	0	0	0	2	0	Katie Baker pr	0	0	0	0	0	0	0	0	0
Metzger,Rachael 1b	0	0	0	0	0	4	Bailey Schinella dp	2	0	1	1	0	0	0	0	0
Steed,Maisie 1b	1	0	0	0	1	7	Victoria East rf	1	0	0	0	0	0	0	0	3
Richardson,Dari ph/1b	2	0	1	0	0	1	Korina Rosario rf	1	0	0	0	0	0	0	0	0
Howard,Kara rf	3	1	1	0	0	0	Ellie Cooper 2b	3	0	0	0	1	2	0	0	0
Smith,Ansley 2b	3	0	0	0	3	2	Macey Cheatham c	1	0	0	0	0	12	2	0	0
Nunley,Kelsey p	0	0	0	0	0	0	Victoria Daddis ph	1	0	0	0	0	0	0	0	2
Totals	25	3	3	3	1	14	Amy Szymanski ph	1	0	0	0	0	0	0	0	0
						21	Morgan Klaevemann cf	3	1	1	0	0	1	0	0	0
						12 12 3	Jessica Burroughs p	0	0	0	0	0	0	0	0	0
						2	Totals	24	1	2	1	4	3	21	2	7

Score by Innings

	1	2	3	4	5	6	7	R	H	E
Kentucky	0	0	0	0	0	3	0	3	3	1
Florida State	0	0	1	0	0	0	0	1	2	1

E - Smith,A(3); O'Brien, M.(1). LOB - Wildcats 3; Seminoles 7. 2B - Joiner(2). HBP - Hinz,B. SH - East, V.(1).

Kentucky						Florida State					
ip	h	r	er	bb	so	ip	h	r	er	bb	so
Nunley,Kelsey	7.0	2	1	0	4	Jessica Burroughs	7.0	3	3	0	1
					24 29 108						14 25 27 115

Win - Nunley,K (2-0). Loss - Burroughs, J (1-1). Save - None.
 HBP - by Burroughs, J (Hinz,B). PB - Cheatham, M.(2). Pitches/strikes: Nunley,K 108/70; Burroughs, J 115/85.

Umpires - HP: Greg Muir 1B: Roger Potts 3B: Nelson Rosa
 Start: 12:30 pm Time: 2:04 Attendance: 776

2015 Florida State Softball
Georgia Southern at #5 Florida State
Feb 08, 2015 at Tallahassee, Fla. (JoAnne Graf Field)

Georgia Southern 0 (0-4)							Florida State 4 (3-1)									
Player	ab	r	h	rbi	bb	so	Player	ab	r	h	rbi	bb	so	po	a	lob
Taylor Rogers cf	1	0	0	0	0	1	Jessica Warren 3b	4	0	0	0	0	1	1	1	1
Michelle Mazur 3b	0	0	0	0	2	0	Alex Kossoff lf	4	1	1	0	0	1	1	0	3
Emily Snider lf	3	0	0	0	1	1	Maddie O'Brien ss	2	1	0	2	0	1	0	0	0
Morgan Robinson 1b	3	0	0	0	1	4	Victoria East pr	0	0	0	0	0	0	0	0	0
Savanah Coon dp	3	0	0	0	2	0	Alex Powers 1b/dp	0	1	0	4	0	4	0	0	0
A.J. Hamilton c	2	0	0	0	2	3	Katie Baker pr/dp	0	0	0	0	0	0	0	0	0
Lindsey Wilcox rf	2	0	0	0	1	2	Bailey Schinella rfp	4	1	1	4	0	0	0	1	2
Breanna McLendon 3b/cf	3	0	0	0	2	1	Amy Szymanski dp/c	4	0	2	0	0	9	0	3	3
Richardson,Dari ph/1b	2	0	1	0	0	0	Ellie Cooper 2b	3	0	2	0	0	1	0	0	0
Howard,Kara rf	3	1	1	0	0	0	Macey Cheatham c/dp	0	0	0	0	0	4	0	0	0
Lexi Allen 2b	2	0	0	0	1	1	Victoria Daddis ph/1b	2	0	1	0	0	1	0	0	0
Alesha Mann ss	2	0	0	0	2	5	Korina Rosario rf	0	0	0	0	0	0	0	0	0
Heather Felt p	0	0	0	0	0	0	Morgan Klaevemann cf	2	0	0	0	1	1	0	0	2
Brooke Red p	0	0	0	0	0	0	Lacey Waldrop p	0	0	0	0	0	0	0	0	0
Totals	21	0	0	0	3	13	Totals	25	4	8	4	7	3	21	4	11
						18 5 5										

Score by Innings

	1	2	3	4	5	6	7	R	H	E
Georgia Southern	0	0	0	0	0	0	0	0	0	0
Florida State	4	0	0	0	0	0	X	4	8	0

LOB - Eagles 5; Seminoles 11. 3B - O'Brien, M.(1). HR - Schinella, B(1). HBP - Hamilton; Allen. SH - Cheatham,
 M.(2). SB - Kossoff, A.(1).

Georgia Southern						Florida State					
ip	h	r	er	bb	so	ip	h	r	er	bb	so
Heather Felt	5.1	8	4	4	7	Lacey Waldrop	6.0	0	0	0	3
Brooke Red	0.2	0	0	0	0	Bailey Schinella	1.0	0	0	0	1
					2 2 4						3 3 13

Win - Waldrop, L (2-0). Loss - Felt (0-1). Save - None.
 WP - Waldrop, L(1). HBP - by Waldrop, L (Hamilton); by Waldrop, L (Allen). PB - Hamilton(2). Pitches/strikes:
 Felt 101/53; Red 4/2; Waldrop, L. 94/57; Schinella, B 13/8.

Umpires - HP: Bill Gomoluch 1B: Nelson Rosa 3B: Greg Muir
 Start: 3:00 pm Time: 1:59 Attendance: 776</

1981 & 1982 AIAW NATIONAL CHAMPIONS • 28 NCAA APPEARANCES

2015 BOX SCORES

**2015 Florida State Softball
#7 Michigan at #5 Florida State
Feb 14, 2015 at Tallahassee, Fla. (JoAnne Graf Field)**
Michigan 2 (7-1)

Player	ab	r	h	rbi	bb	so	po	a	lob
Lawrence, Sierra cf	4	0	1	0	0	1	1	0	0
Christner, Kelly lf	4	1	3	0	0	5	0	0	0
Romero, Sierra ss	2	1	0	0	1	2	0	0	0
Falk, Aidan dp	3	0	0	0	0	0	2		
Sweet, Lauren c	3	0	1	2	0	5	1	0	
Susalla, Kelsey rf	3	0	2	0	0	1	3	0	2
Sbonek, Mary pr	0	0	0	0	0	0	0	0	0
Swearingin, Taylor 1b	3	0	0	0	1	3	0	0	0
Montemarano, Lindsay 3b	2	0	0	0	0	1	1	0	1
Blanco, Tera ph	1	0	0	0	1	0	0	1	0
Ramirez, Abby 2b	3	0	0	0	0	1	1	0	0
Betsa, Megan p	0	0	0	0	0	0	0	0	0
Totals	28	2	7	2	1	4	21	2	6

Score by Innings	1	2	3	4	5	6	7	R	H	E
Michigan	0	0	2	0	0	0	0	2	7	0
Florida State	0	0	0	0	1	0	0	1	2	0

LOB - Wolverines 6; Seminoles 6. 2B - Christner(2); Susalla(1). 3B - Kossoff, A.(1). SB - Lawrence(4). CS - Cooper, E.(1).

Michigan	ip	h	r	er	bb	so	ab	bf	np
Betsa, Megan	7.0	2	1	1	6	5	22	28	125

Win - Betsa (3-0). Loss - Waldrop, L. (4-2). Save - None.
PB - Sweet(1). Pitches/strikes: Betsa 125/67; Waldrop, L. 104/71.

Umpires - HP: Eric Mandley 1B: Jim Cooper 3B: Tom Meyer
Start: 8:30 pm Time: 2:01 Attendance: 1208

Florida State 1 (6-3)

Player	ab	r	h	rbi	bb	so	po	a	lob
Jessica Warren 3b	4	0	0	0	0	0	1	1	2
Maddie O'Brien ss	1	0	0	0	2	0	0	3	0
Bailey Schinella rf	2	0	0	0	1	1	1	0	2
Korina Rosario pr/lf	0	0	0	0	0	0	0	0	0
Alex Powers dp	3	0	0	0	1	0	0	1	0
Victoria East 1b	3	0	0	0	0	0	10	0	1
Morgan Klaevemann cf	3	0	0	0	3	2	0	0	0
Alex Kossoff lf	3	1	1	0	0	0	1	0	0
Ellie Cooper 2b	2	0	1	1	1	0	1	1	0
Macey Cheatham c	1	0	0	0	1	0	5	0	0
Rylan Harvey ph	0	0	0	0	1	0	0	0	0
Lacey Waldrop p	0	0	0	0	0	0	0	3	0
Totals	22	1	2	1	6	5	21	8	6

Score by Innings	1	2	3	4	5	6	7	R	H	E
Florida State	0	0	0	0	1	0	0	1	2	0
Michigan	0	0	0	0	0	0	0	2	7	0

Florida State	ip	h	r	er	bb	so	ab	bf	np
Lacey Waldrop	7.0	7	2	2	1	4	28	29	104

Win - Betsa (3-0). Loss - Waldrop, L. (4-2). Save - None.
PB - Sweet(1). Pitches/strikes: Betsa 125/67; Waldrop, L. 104/71.

Umpires - HP: Eric Mandley 1B: Jim Cooper 3B: Tom Meyer
Start: 8:30 pm Time: 2:01 Attendance: 1208

**2015 Florida State Softball
#20 Nebraska at #5 Florida State
Feb 15, 2015 at Tallahassee, Fla. (JoAnne Graf Field)**
Nebraska 2 (4-6)

Player	ab	r	h	rbi	bb	so	po	a	lob
Stokes, Kiki cf	4	1	1	1	0	0	1	0	3
Armstrong, Alicia ss	4	0	2	0	0	2	2	2	3
Knigheten, MJ 3b	4	0	0	0	2	2	2	0	0
Muir, Kylee rf	4	0	0	0	1	1	0	0	0
Pasquale, Steph c	3	0	1	0	1	0	1	0	1
Metzler, Gina pr	0	1	0	0	0	0	0	0	0
Jablonski, Kaylan p/dp	2	0	0	0	1	2	0	1	2
Sjulin, Lotte pr	0	0	0	0	0	0	0	0	0
Barrow, Laura 2b	3	0	1	0	0	1	6	0	0
Tyson, Dawna 1b	1	0	0	2	1	10	0	0	0
Otte, Taylor pr	0	0	0	0	0	0	0	0	0
Woolman, Kat lf	2	0	1	0	0	0	0	0	0
Lockman, Emily p	0	0	0	0	0	0	0	0	0
Totals	27	2	6	1	5	8	18	11	9

Score by Innings	1	2	3	4	5	6	7	R	H	E
Nebraska	1	0	0	0	0	1	0	2	6	0
Florida State	3	0	0	0	0	0	X	3	3	0

DP - Huskers 1. LOB - Huskers 9; Seminoles 4. 2B - Barrow(3). HR - Stokes(4); Powers, A.(3). SH - Kossoff, A.(2). SB - Armstrong(1); Otte(1); Warren, J.(2).

Nebraska	ip	h	r	er	bb	so	ab	bf	np
Jablonski, Kaylan	5.0	3	3	3	5	1	16	22	84
Lockman, Emily	1.0	0	0	0	0	0	3	3	10

Win - Waldrop, L. (5-2). Loss - Jablonski (0-2). Save - Schinella, B (1).
WP - Waldrop, L. 2(6). Pitches/strikes: Jablonski 84/41; Lockman 10/5; Burroughs, J 35/20; Waldrop, L. 62/35; Schinella, B 25/16.

Umpires - HP: Eric Mandley 1B: Jim Cooper 3B: Tom Meyer
Start: 12:30 pm Time: 2:00 Attendance:

Florida State 3 (7-3)

Player	ab	r	h	rbi	bb	so	po	a	lob
Maddie O'Brien ss	2	1	1	0	1	0	1	0	1
Bailey Schinella lf/p	2	1	0	0	1	0	2	1	0
Lauren Harris lf	0	0	0	0	0	0	0	0	0
Alex Powers dp	2	1	3	1	0	0	0	0	0
Jessica Warren 3b	3	0	1	0	0	0	2	0	2
Victoria East 1b	3	0	0	0	0	0	1	6	0
Morgan Klaevemann cf	2	0	0	0	1	0	1	0	0
Alex Kossoff rf	2	0	0	0	0	0	0	0	0
Ellie Cooper 2b	2	0	0	0	0	2	1	2	0
Macey Cheatham c	0	0	0	0	0	0	1	1	0
Amy Szymanowski ph/c	1	0	0	0	1	0	7	0	0
Jessica Burroughs p	0	0	0	0	0	0	0	2	0
Lacey Waldrop p	0	0	0	0	0	0	0	0	0
Korina Rosario lf	0	0	0	0	0	0	0	0	0
Totals	19	3	3	3	5	1	21	7	4

Score by Innings	1	2	3	4	5	6	7	R	H	E
Nebraska	1	0	0	0	0	1	0	2	6	0
Florida State	3	0	0	0	0	0	X	3	3	0

Florida State	ip	h	r	er	bb	so	ab	bf	np
Jessica Burroughs	2.0	2	1	2	1	8	10	35	
Lacey Waldrop	3.1	4	1	3	6	14	17	62	
Bailey Schinella	1.2	0	0	0	1	5	5	25	

Win - Waldrop, L. (5-2). Loss - Jablonski (0-2). Save - Schinella, B (1).
WP - Waldrop, L. 2(6). Pitches/strikes: Jablonski 84/41; Lockman 10/5; Burroughs, J 35/20; Waldrop, L. 62/35; Schinella, B 25/16.

Umpires - HP: Eric Mandley 1B: Jim Cooper 3B: Tom Meyer
Start: 12:30 pm Time: 2:00 Attendance:

**2015 Florida State Softball
#13 Tennessee vs #8 Florida State
Feb 19, 2015 at Cathedral City, CA (Big League Dreams Pk)**
Tennessee 4 (11-0)

Player	ab	r	h	rbi	bb	so	po	a	lob
Tory Lewis cf	4	0	0	0	0	1	2	0	0
Shalayah Geathers lf	3	0	0	0	1	2	0	2	
Rainey Gaffin rf	2	2	1	0	2	0	2	0	0
Annie Aldrete c	2	0	1	1	1	7	0	1	
Hannah Devotie pr	0	0	0	0	0	0	0	0	0
Taylor Koenig 1b	2	0	0	2	1	6	0	2	
Jessica Adell pr	0	0	0	0	0	0	0	0	0
Megan Geer 2b	3	1	1	1	1	0	2	0	0
Scarlet McSwain dp	4	0	1	0	3	0	0	1	
Lexi Overstreet 3b	3	0	1	1	0	1	2	3	
Megan Gregg ss	3	1	1	0	0	0	1	1	0
Erin Gabriel p	0	0	0	0	0	0	0	0	0
Totals	26	4	6	3	7	8	21	3	9

Score by Innings	1	2	3	4	5	6	7	R	H	E
Tennessee	0	0	0	1	1	1	1	4	6	0
Florida State	0	0	0	0	0	0	1	1	4	1

E - East, V.(2). DP - Seminoles 1. LOB - Volunteers 9; Seminoles 4. 2B - M. Geer; Powers, A.(3). 3B - Warren, J.(1). SF - A. Aldrete. SB - R. Gaffin; T. Koenig.

Tennessee	ip	h	r	er	bb	so	ab	bf	np
Erin Gabriel	7.0	4	1	1	1	6	25	26	104

Win - E. Gabriel (4-0). Loss - Waldrop, L. (5-3). Save - None.
WP - E. Gabriel 2. Pitches/strikes: E. Gabriel 104/69; Waldrop, L. 50/27; Schinella, B 97/56.

Umpires - HP: Brandon Bluhm 1B: Bill Plante 3B: Glenda Bates
Start: 1:00 pm Time: 2:04 Attendance:

Florida State 1 (7-4)

Player	ab	r	h	rbi	bb	so	po	a	lob
Maddie O'Brien ss	3	0	0	0	0	1	0	0	0
Bailey Schinella rf/p	3	0	0	0	0	0	1	0	0
Alex Powers dp/1b	3	0	1	0	0	0	4	0	0
Lauren Harris rf	0	0	0	0	0	0	0	0	0
Jessica Warren 3b	3	1	2	0	0	0	4	1	0
Victoria East 1b/rf	2	0	0	0	0	0	2	0	1
Victoria Daddis ph	1	0	0	0	0	0	0	0	0
Morgan Klaevemann cf	3	0	1	1	0	2	0	0	0
Alex Kossoff lf	1	0	0	0	1	0	1	0	1
Korina Rosario lf	1	0	0	0	0	0	0	0	0
Ellie Cooper 2b	3	0	0	0	2	0	1	1	
Macey Cheatham c	1	0	0	0	1	9	0	0	0
Rylan Harvey ph	1	0	0	0	0	0	0	1	0
Amy Szymanowski c	0	0	0	0	0	0	1	0	0
Lacey Waldrop p	0	0	0	0	0	0	0	0	0
Totals	25	1	4	1	1	6	21	3	4

Score by Innings	1	2	3	4	5	6	7	8	9	10	R	H	E
Tennessee	0	0	0	1	1	1	1	1	4	6	0		
Florida State	0	0	0	0	0	0	1	1	4	1			

Florida State	ip	h	r	er	bb	so	ab	bf	np
Lacey Waldrop	3.1	0	1	1	3	6	11	14	50
Bailey Schinella	3.2	6	3	3	4	2	15	20	97

Win - E. Gabriel (4-0). Loss - Waldrop, L. (5-3). Save - None.
WP - E. Gabriel 2. Pitches/strikes: E. Gabriel 104/69; Waldrop, L. 50/27; Schinella, B 97/56.

Umpires - HP: Brandon Bluhm 1B: Bill Plante 3B: Glenda Bates
Start: 1:00 pm Time: 2:04 Attendance:

South Carolina 3 (9-3)



EIGHT WOMEN'S COLLEGE WORLD SERIES APPEARANCES • 13 ACC CHAMPIONSHIPS

2015 BOX SCORES

2015 Florida State Softball
#8 Florida State vs Oklahoma State
 Feb 20, 2015 at Cathedral City, CA (Big League Dreams Pk)

Florida State 4 (9-4)										Oklahoma State 1 (3-6)									
Player	ab	r	h	rbi	bb	so	po	a	lob	Player	ab	r	h	rbi	bb	so	po	a	lob
Maddie O'Brien ss	4	0	1	0	0	1	0	2		Davis, Shelby cf	3	0	0	0	0	1	2	0	0
Bailey Schinella rf/dp	4	0	1	0	0	0	0	1		Hughes, Shianne rf	3	1	1	0	0	0	2	0	0
Alex Powers 1b	2	0	0	0	1	4	0	1		Shippy, Vanessa 2b	3	0	1	0	0	2	3	3	0
Victoria East pr/1b	1	0	0	0	1	0	0	0		Riddle, Danielle dp	3	0	1	1	0	1	0	0	0
Jessica Warren 3b	3	0	1	0	1	3	0	0		Mikkelsen, Tiffany 3b	2	0	0	1	0	1	2	1	0
Rylan Harvey dp	3	0	0	0	0	0	3	0		Taylor, Darcy 1b	3	0	0	0	2	2	0	0	0
Lauren Harris rf	1	0	0	0	0	0	0	0		Patton, Michaela ss	3	0	0	0	1	3	0	0	0
Amy Szymanowski c	2	1	1	0	1	7	0	0		O'Donnell, Randee c	3	0	0	0	3	5	0	3	0
Macey Cheatham pr/c	0	1	0	0	0	3	0	0		Holcomb, Maddie lf	2	0	0	0	0	3	0	0	0
Ellie Cooper 2b	3	2	1	0	0	0	1	0		Whitehorn, Whitney p	0	0	0	0	0	0	1	0	0
Korina Rosario lf	2	0	1	2	0	1	2	0		Totals	25	1	3	1	1	10	21	6	4
Morgan Klaveemann cf	2	0	1	0	0	0	0	0											
Victoria Daddis ph	1	0	1	2	0	0	0	0											
Lacey Waldrop p	0	0	0	0	0	0	0	1	0										
Totals	28	4	8	4	2	3	21	5	7										

Score by Innings

	1	2	3	4	5	6	7	R	H	E
Florida State	0	0	0	2	0	2	0	4	8	1
Oklahoma State	0	0	0	1	0	0	0	1	3	0

E - Warren, J.(3). LOB - Seminoles 7; Cowgirls 4. 2B - Klaveemann M(1); Shippy, V.. 3B - Daddis, V.(1). HBP - Powers, A.. SH - Rosario, K.(1). SB - Warren, J.(3); Hughes, S..

Florida State	ip	h	r	er	bb	so	ab	bf	np	Oklahoma State	ip	h	r	er	bb	so	ab	bf	np
Lacey Waldrop	7.0	3	1	1	1	10	25	26	81	Whitehorn, Whitney	7.0	8	4	4	2	3	28	32	98

Win - Waldrop, L. (6-3). Loss - Whitehorn, W (0-4). Save - None.
 HBP - by Whitehorn, W (Powers, A.). Pitches/strikes: Waldrop, L. 81/60; Whitehorn, W 98/61.

Umpires - HP: Erin Peterson 1B: Mark Craver 3B: Bobby Shelton
 Start: 8:21 pm Time: 1:40 Attendance: 275

2015 Florida State Softball
#8 Florida State vs #20 Cal
 Feb 21, 2015 at Cathedral City, CA (Big League Dreams Pk)

Florida State 6 (9-5)										Cal 7 (12-0)									
Player	ab	r	h	rbi	bb	so	po	a	lob	Player	ab	r	h	rbi	bb	so	po	a	lob
Maddie O'Brien ss	4	1	3	3	0	0	3	1	1	Jackson,Jazmyn cf	4	1	1	2	0	0	2	0	3
Bailey Schinella rf/dp	3	1	0	0	1	0	0	0	0	Reed,Kylie 2b	3	1	1	0	0	0	1	2	1
Lauren Harris rf	0	0	0	0	0	1	0	0	0	Pogue,Taurie ph	1	0	1	0	0	0	0	0	0
Jessica Warren 3b	4	1	2	0	0	0	1	4	1	Vonk,Britt ss	2	1	0	0	2	0	4	1	0
Alex Powers 1b	4	1	2	3	0	0	7	0	0	Cordes,Cheyenne lf	3	0	0	1	1	0	0	1	0
Victoria East 1b	0	0	0	0	0	0	0	0	0	Henderson,Danielle 3b	3	1	0	1	0	2	2	0	0
Rylan Harvey dp	2	0	0	0	0	0	0	2	0	Kostreba,Breana dp/1b	3	1	1	2	1	1	2	0	0
Alex Kossoff rf/dp	2	0	2	0	0	1	0	0	0	Pettis,Kobie 1b/dp	4	1	2	2	0	0	3	0	2
Amy Szymanowski c	2	0	0	0	1	1	0	0	0	Laxamana,Alleah c	1	0	0	0	2	1	4	1	0
Victoria Daddis ph	1	0	0	0	0	0	0	1	0	Massey,Brianna pr	0	0	0	0	0	0	0	0	0
Macey Cheatham c	0	0	0	0	1	0	3	0	0	Alvarez,Vanessa rf	2	1	0	0	1	3	1	0	0
Ellie Cooper 2b	4	1	3	0	0	0	3	2	0	Mejia,Jasmin rf	0	0	0	0	0	0	0	0	0
Korina Rosario lf	4	0	0	0	2	0	0	2	0	O'Mara,Bailey ph	1	0	1	0	0	0	0	0	0
Morgan Klaveemann cf	2	1	0	1	0	0	0	0	0	Trzcinski,Stephanie p	0	0	0	0	0	0	0	0	0
Lacey Waldrop p	0	0	0	0	0	0	0	2	0	Totals	27	7	7	6	7	4	21	8	7
Jessica Burroughs p	0	0	0	0	0	0	0	0	0										
Totals	32	6	12	6	3	3	20	9	8										

Score by Innings

	1	2	3	4	5	6	7	R	H	E
Florida State	0	3	0	0	1	0	2	6	12	1
Cal	0	0	0	0	0	0	7	7	7	1

Note: 2 outs, 0 runners LOB when the game ended.

E - Rosario, K.(1); Vonk,B. LOB - Seminoles 8; Bears 7. HR - O'Brien, M.(2); Powers, A.(4); Jackson,J; Pettis,K. SB - Cooper, E.(2); Reed,K.

Florida State	ip	h	r	er	bb	so	ab	bf	np	Cal	ip	h	r	er	bb	so	ab	bf	np	
Lacey Waldrop	5.0	2	0	0	0	5	11	17	22	71	Trzcinski,Stephanie	7.0	12	6	4	3	3	32	35	121
Jessica Burroughs	1.2	5	7	7	2	3	10	12	47											

Win - Trzcinski,S (5-0). Loss - Burroughs, J (3-2). Save - None.
 WP - Waldrop, L. 3(9); Burroughs, J(4). Pitches/strikes: Waldrop, L. 71/36; Burroughs, J 47/29; Trzcinski,S 121/73.

Umpires - HP: Erin Peterson 1B: Bill Plante 3B: Rick Cowan
 Start: 12:00 pm Time: 2:19 Attendance: 377
 Waldrop, L. faced 2 batters in the 6th.

2015 Florida State Softball
#8 Florida State vs #12 UCLA
 Feb 21, 2015 at Cathedral City, CA (Big League Dreams Pk)

Florida State 5 (10-5)										UCLA 1 (12-4)									
Player	ab	r	h	rbi	bb	so	po	a	lob	Player	ab	r	h	rbi	bb	so	po	a	lob
Maddie O'Brien ss	4	1	1	0	0	0	4	2		Carda, Ally p/rf	3	0	0	0	0	2	1	3	0
Jessica Warren 3b	2	2	2	0	2	0	1	2	0	Spaulding, Delaney ss	3	0	0	0	2	3	2	2	0
Alex Powers 1b/dp	4	0	2	0	0	5	0	0		Maurice, Gabrielle lf	2	0	0	0	1	2	0	0	0
Katie Baker pr/dp	0	1	0	0	0	0	0	0		LaRosa, Stephany c/1b	3	1	1	0	0	1	4	0	0
Lauren Harris pr/rf	0	1	0	0	0	0	0	0		Cornuth, Robyn pr	0	0	0	0	0	0	0	0	0
Bailey Schinella rf	3	0	2	1	0	0	0	0		Moesli, Brittany dp/c	3	0	0	0	0	1	0	0	0
Morgan Klaveemann pr/dp	0	0	0	0	0	0	0	0		Perez, Kylee 3b	3	0	1	1	0	0	1	2	2
Victoria Daddis dp	4	0	0	1	0	2	0	0		Jelenicki, Maddy 1b/dp	3	0	1	0	0	1	7	0	1
Korina Rosario cf	0	0	0	0	0	0	0	0		Gouldier, Gracie 2b	2	0	0	0	1	1	2	0	0
Victoria East lf/1b	4	0	1	1	0	5	0	2		Felix, Jelly ph	1	0	0	0	1	0	0	0	0
Amy Szymanowski c	2	0	1	0	0	6	0	0		Bennett, Alexiss cf	3	0	0	0	1	0	0	0	0
Macey Cheatham pr/c	1	0	0	0	0	3	0	2		Mueller, Tara rf	0	0	0	0	0	1	0	0	0
Ellie Cooper 2b	3	0	0	0	0	1	1	0		Grauer, Johanna p	0	0	0	0	0	0	0	0	0
Alex Kossoff cf/lf	3	0	0	0	1	0	0	1		Totals	26	1	3	1	0	10	21	9	5
Lacey Waldrop p	0	0	0	0	0	0	1	0											
Totals	30	5	9	5	3	4	21	8	8										

Score by Innings

	1	2	3	4	5	6	7	R	H	E
Florida State	1	0	1	0	2	0	1	5	9	1
UCLA	0	0	0	1	0	0	0	1	3	1

E - Warren, J.(4); Gouldier. DP - Bruins 1. LOB - Seminoles 8; Bruins 5. 2B - Warren, J.(3); Powers, A.(4); LaRosa; Jelenicki. HBP - Szymanowski; Maurice.

Florida State	ip	h	r	er	bb	so	ab	bf	np	UCLA	ip	h	r	er	bb	so	ab	bf	np
Lacey Waldrop	7.0	3	1	1	0	10	26	27	103	Carda, Ally	5.0	6	4	4	2	3	20	23	63
										Grauer, Johanna	2.0	3	1	1	1	1	10	11	34

Win - Waldrop, L. (6-3). Loss - Carda (6-2). Save - None.
 WP - Waldrop, L. 2(11). HBP - by Carda (Szymanowski); by Waldrop, L. (Maurice). Pitches/strikes: Waldrop, L. 103/73; Carda 63/38; Grauer 34/19.

Umpires - HP: Tony Cooper 1B: Dale Wilson 3B: Dave Long
 Start: 3:00 pm Time: 1:52 Attendance: 781

2015 Florida State Softball
Boston College at #12 Florida State
 Feb 28, 2015 at Tallahassee, Fla. (JoAnne Graf Field)

Boston College 0 (11-4,0-1 ACC)										Florida State 5 (11-5,1-0 ACC)									
Player	ab	r	h	rbi	bb	so	po	a	lob	Player	ab	r	h	rbi	bb	so	po	a	lob
Megan Cooley cf	3	0	1	0	0	0	1	0	0	Maddie O'Brien ss	2	1	0	0	2	0	1	3	3
Annie Murphy lf	3	0	0	0	0	0	0	0	0	Jessica Warren 3b	3	2	2	1	0	1	2	1	0
Chloe Sharabba 2b	3	0	0	0	2	3	0	0	0	Alex Powers 1b/dp	2	1	0	2	0	8	0	0	0
Tatiana Cortez c	2	0	0	1	2	4	2	1	0	Bailey Schinella dp/p	3	1	2	1	1	0	0	3	0
Taylor Coronios rf	3	0	0	0	0	2	0	1	0	Victoria East rf/1b	3	0	2	0	1	0	1	0	0
Jordan Chimento dp	2	0	0	0	2	0	0	0	0	Victoria Daddis 2b	3	0	1	0	0	0	2	1	0
Jessie Daulton ss	2	0	0	0	0	3	0	0	0	Amy Szymanowski c	2	0	0	1	1	8	0	2	0
Madison Paulson 3b	2	0	0	0	1	0	1	0	0	Alex Kossoff lf	3	0	2	0	0	0	1	1	0
Chelsea Dimon 1b	2	0	0	0	1	6	0	0	0	Morgan Klaveemann cf	3	0	1	0	0	0	1	0	0
Allyson Frei p	0	0	0	0	0	0	0	0	0	Lacey Waldrop p	0	0	0	0	0	0	1	0	0
Jordan Weed p	0	0	0	0	0	0	1	0											

1981 & 1982 AIAW NATIONAL CHAMPIONS • 28 NCAA APPEARANCES

2015 BOX SCORES

2015 Florida State Softball
Boston College at #12 Florida State (Game 2)
Feb 28, 2015 at Tallahassee, Fla. (JoAnne Graf Field)

Boston College 1 (11-5,0-2 ACC)										Florida State 2 (12-5,2-0 ACC)									
Player	ab	r	h	rbi	bb	so	po	a	lob	Player	ab	r	h	rbi	bb	so	po	a	lob
Megan Cooley cf	4	1	2	0	0	2	0	0	0	Maddie O'Brien ss	1	0	0	2	0	0	0	0	0
Annie Murphy lf	1	0	0	0	0	1	1	0	0	Jessica Warren 3b	1	0	1	1	0	0	4	0	0
Annie Sommers lf	1	0	0	0	1	0	0	0	0	Alex Powers 1b	3	0	0	0	0	0	6	0	1
Chloe Sharabba 2b	4	0	0	0	2	3	4	1	0	Bailey Schinella dp	2	1	0	0	1	0	0	0	3
Tatiana Cortez c	1	0	0	0	2	0	5	0	1	Victoria East rf	3	0	0	0	0	1	0	0	0
Allison Chase pr	0	0	0	0	0	0	0	0	0	Victoria Daddis 2b	2	0	0	0	0	1	1	0	0
Taylor Coroneos rf	3	0	0	0	1	3	0	1	0	Katie Baker 2b	1	0	0	0	0	1	1	1	0
Jessie Daulton ss	3	0	0	0	1	0	0	0	0	Ellie Cooper 2b	0	0	0	0	0	0	0	0	0
Madison Paulson 3b	1	0	1	0	2	0	1	0	0	Alex Kossoff lf	3	0	1	0	0	0	0	0	0
Jordan Weed 1b	1	0	0	0	0	2	0	0	0	Morgan Klaevemann cf	3	1	1	0	1	0	0	2	0
Jordan Chimento dp	2	0	0	0	1	0	0	1	0	Macey Cheatham c	1	0	0	0	1	11	0	0	0
Chelsea Dimon dp/1b	3	0	0	0	3	1	0	4	0	Rylan Harvey ph	0	0	0	0	1	0	0	0	0
Allison Frei p	0	0	0	0	0	0	0	0	0	Jessica Burroughs p	0	0	0	0	0	1	1	0	0
Totals	24	1	3	0	4	9	18	5	8	Totals	20	2	3	1	5	4	21	6	6

Score by Innings

	1	2	3	4	5	6	7	R	H	E
Boston College	1	0	0	0	0	0	0	1	3	2
Florida State	0	1	0	0	1	0	X	2	3	1

E - SHARABBA(3); FREI(2); Burroughs, J(2). Triple plays - Eagles 1. LOB - Eagles 8; Seminoles 6. HBP - SOMMERS; Warren, J.. SH - SOMMERS(1). SB - COOLEY 2(9).

Boston College	ip	h	r	er	bb	so	ab	bf	np	Florida State	ip	h	r	er	bb	so	ab	bf	np
Allison Frei	6.0	3	2	1	5	4	20	26	113	Jessica Burroughs	7.0	3	1	1	4	9	24	30	125

Win - Burroughs, J (4-2). Loss - FREI (9-4). Save - None.
 WP - Burroughs, J(5). HBP - by FREI (Warren, J.); by Burroughs, J (SOMMERS). Pitches/strikes: FREI 113/61; Burroughs, J 125/74.

Umpires - HP: Craig Hyde 1B: Ron Alexander 3B: Don Brown
 Start: 6:45 pm Time: 2:06 Attendance: 229
 Game notes:
 Game entered a rain delay at 7:25 p.m.

2015 Florida State Softball
Coastal Carolina vs #11 Florida State
Mar 06, 2015 at Boca Raton, Fla. (FAU Softball Stadium)

Coastal Carolina 0 (11-9)										Florida State 9 (14-5)									
Player	ab	r	h	rbi	bb	so	po	a	lob	Player	ab	r	h	rbi	bb	so	po	a	lob
CHIUSANO, Bri cf	2	0	0	0	0	1	1	0	0	Jessica Warren 3b	3	1	3	0	0	1	0	2	0
QUOLAS, Kiana p/lf	2	0	0	0	0	0	1	1	0	Alex Kossoff lf	3	0	1	0	0	0	0	0	0
HAYDEN, Kory 3b	2	0	0	0	0	1	1	0	0	Maddie O'Brien ss	0	1	0	0	3	0	0	3	0
DANEKER, Amanda c	2	0	0	0	1	0	2	0	0	Alex Powers 1b	1	1	0	0	2	0	5	0	1
NOAD, Morgan dp	1	0	0	0	1	0	0	0	0	Korina Rosario pr/lf	0	1	0	0	0	0	0	0	0
DOMINIK, Kelsey 1b	2	0	0	0	1	6	0	0	0	Bailey Schinella dp	2	2	1	0	1	0	0	0	0
MELLEN, Kaley rf	2	0	0	0	0	0	0	1	0	Ellie Cooper 2b	0	1	0	1	0	0	1	2	0
RASLEY, Sara ss	1	0	0	0	0	1	1	0	0	Victoria East rf/1b	2	1	2	4	1	0	4	0	0
HAHN, Maicie 2b	1	0	0	0	1	2	4	0	0	Macey Cheatham c	2	0	0	0	0	0	4	0	1
HARRIS, Taylor lf	1	0	0	0	0	0	0	0	0	Rylan Harvey ph	1	0	0	0	0	0	0	0	0
CONRAD, Mackenzie p	0	0	0	0	0	0	0	0	0	Morgan Klaevemann cf	0	1	0	0	2	0	0	0	0
Totals	15	0	0	0	1	4	12	9	1	Lacey Waldrop p	0	0	0	0	0	0	2	0	0
										Totals	14	9	5	8	9	0	15	7	5

Score by Innings

	1	2	3	4	5	R	H	E
Coastal Carolina	0	0	0	0	0	0	0	1
Florida State	0	4	2	3	X	9	5	0

E - HAHN, M.. LOB - Chanticleers 1; Seminoles 5. 2B - Warren, J.(5); East, V. 2(4). HBP - Cooper, E.. SH - Cooper, E.(1). SF - Cooper, E.(1). SB - Kossoff, A.(2); Cooper, E.(3). CS - Kossoff, A.(1).

Coastal Carolina	ip	h	r	er	bb	so	ab	bf	np	Florida State	ip	h	r	er	bb	so	ab	bf	np
QUOLAS, Kiana	2.2	4	6	5	6	0	10	18	78	Lacey Waldrop	5.0	0	0	0	1	4	15	16	63
CONRAD, Mackenzie	1.1	1	3	3	3	0	4	8	38										

Win - Waldrop, L. (10-3). Loss - QUOLAS, K. (5-6). Save - None.
 HBP - by QUOLAS, K. (Cooper, E.). Pitches/strikes: QUOLAS, K. 78/35; CONRAD, M. 38/18; Waldrop, L. 63/38.

Umpires -
 Start: 10:00 am Time: 1:35 Attendance:

2015 Florida State Softball
Boston College at #12 Florida State
Mar 01, 2015 at Tallahassee, Fla. (JoAnne Graf Field)

Boston College 1 (11-6,0-3 ACC)										Florida State 5 (13-5,3-0 ACC)									
Player	ab	r	h	rbi	bb	so	po	a	lob	Player	ab	r	h	rbi	bb	so	po	a	lob
Megan Cooley cf	3	1	2	0	0	0	0	0	0	Maddie O'Brien ss	1	1	2	2	0	1	1	0	0
Annie Murphy lf	3	0	1	0	0	2	0	0	0	Jessica Warren 3b	1	0	0	2	0	2	3	0	0
Madison Paulson 2b	3	0	0	0	3	6	1	0	0	Bailey Schinella dp	2	0	0	0	2	1	0	0	3
Tatiana Cortez c	3	0	0	0	2	4	0	1	0	Alex Powers 1b	2	0	0	0	2	0	6	0	4
Taylor Coroneos rf	2	0	0	0	1	3	1	1	0	Lauren Harris pr/lf	0	1	0	0	0	0	0	0	0
Allison Chase ph	1	0	0	0	0	0	0	0	0	Victoria East rf/1b	3	1	1	0	0	0	1	0	0
Jessie Daulton ss	2	0	0	0	1	1	1	0	0	Rylan Harvey ph	1	0	0	0	0	0	0	0	0
Taylor Michalski ph	1	0	0	0	0	0	0	0	0	Victoria Daddis 2b	3	1	0	0	1	1	0	2	0
Jordan Weed 1b/p	2	0	0	0	1	1	0	2	0	Korina Rosario ph	1	0	0	0	0	0	0	0	0
Chloe Dubocq ph	0	0	0	0	1	0	0	0	0	Ellie Cooper 2b	0	0	0	0	0	0	0	0	0
Jordan Chimento 3b	2	0	0	0	1	0	1	1	0	Amy Szymanowski c	2	1	2	1	1	0	7	0	0
Annie Sommers dp	1	0	0	0	0	0	0	1	0	Macey Cheatham pr/c	0	1	0	1	0	2	0	0	0
Allison Frei p	0	0	0	0	0	0	0	0	0	Alex Kossoff lf	3	2	2	0	0	0	0	1	2
Chelsea Dimon 1b	0	0	0	0	0	0	2	1	0	Morgan Klaevemann cf	2	0	0	0	0	0	0	0	2
Totals	23	1	3	0	1	9	18	7	4	Lacey Waldrop p	0	0	0	0	0	1	2	0	12
										Totals	21	5	7	3	10	2	21	6	12

Score by Innings

	1	2	3	4	5	6	7	R	H	E
Boston College	1	0	0	0	0	0	0	1	3	2
Florida State	0	2	1	1	1	0	X	5	7	2

E - CORTEZ(2); FREI(3); Powers, A.(4); Szymanowski(1). DP - Eagles 1; Seminoles 1. LOB - Eagles 4; Seminoles 12. HR - O'Brien, M.(3). HBP - CHIMENTO; SOMMERS; Warren, J.. SH - Kossoff, A.(4); Klaevemann M(1). SF - O'Brien, M.(2). SB - COOLEY(10); MURPHY(12); Klaevemann M(5).

Boston College	ip	h	r	er	bb	so	ab	bf	np	Florida State	ip	h	r	er	bb	so	ab	bf	np
Allison Frei	5.0	7	5	3	9	2	18	31	116	Lacey Waldrop	7.0	3	1	0	1	9	23	26	96
Jordan Weed	1.0	0	0	0	1	0	3	4	16										

Win - Waldrop, L. (9-3). Loss - FREI (9-5). Save - None.
 WP - FREI(4). HBP - by FREI (Warren, J.); by Waldrop, L. (SOMMERS); by Waldrop, L. (CHIMENTO). PB - CORTEZ(3). Pitches/strikes: FREI 116/55; WEED 16/8; Waldrop, L. 96/65.

Umpires - HP: Ron Alexander 1B: Donald Brown 3B: Craig Hyde
 Start: 2:00 pm Time: 2:05 Attendance: 245

2015 Florida State Softball
#11 Florida State vs Bethune-Cookman
Mar 06, 2015 at Boca Raton, Fla. (FAU Softball Stadium)

Florida State 12 (15-5)										Bethune-Cookman 0 (4-16)									
Player	ab	r	h	rbi	bb	so	po	a	lob	Player	ab	r	h	rbi	bb	so	po	a	lob
Jessica Warren 3b	2	2	1	1	2	0	0	3	0	SHELLEY,Caiesha lf	2	0	0	0	1	3	0	0	0
Bella D'Errico pr	0	1	0	0	0	0	0	0	0	DAVIS,Mariah cf	2	0	1	0	0	0	2	0	0
Katie Baker 2b	0	0	0	0	0	1	1	0	0	ORTEGA,Sophia ss	2	0	0	0	2	0	0	7	0
Ellie Cooper 2b/3b	4	2	3	2	0	0	0	0	0	ENGRAM,Shamaria 1b	2	0	0	0	0	0	7	0	0
Maddie O'Brien ss	3	0	1	2	1	0	0	2	1	ALAMPRESSE,Kaitlin 2b	2	0	0	0	1	0	1	0	2
Alex Powers 1b	3	1	2	1	0	7	0	1	0	CAPITINI,Geena c/dp	2	0	0	0	0	1	0	0	0
Lauren Harris lf	0	0	0	0	0	0	0	0	0	CAMPOS,Bryanna 3b	2	0	1	0	1	1	2	0	0
Bailey Schinella dp/lf	3	1	2	2	0	0	0	0	0	BEROUTY,Melissa dp/c	2	0	0	0	0	0	0	0	0
Victoria East rf/lf	2	1	0	1	0	1	0	2	0	DARBY,Wanda rf	1	0	0	0	0	1	1	0	0
Amy Szymanowski c	2	2	1	1	0	5	1	0	0	ANGUIANO,Sabrina p	0	0	0	0	0	0	2	0	0
Alex Kossoff lf	1	0	0	0	0	0	0	0	0	CONNER,Bailey p	0	0	0	0	0	0	0	0	0
Korina Rosario cf	2	2	2	0	0	0	0	0	0	Totals	17	0	2	0	0	5	15	7	2
Morgan Klaevemann cf	1	0	0	0	0	0	0	0	0										
Victoria Daddis dp	1	0	0	1	0	0	0	0	0										
Jessica Burroughs p	0	0	0	0	0	1	1	0											



EIGHT WOMEN'S COLLEGE WORLD SERIES APPEARANCES • 13 ACC CHAMPIONSHIPS

2015 BOX SCORES

2015 Florida State Softball
Hofstra vs #11 Florida State
Mar 07, 2015 at Boca Raton, Fla. (FAU Softball Stadium)

Hofstra 1 (7-7)										Florida State 2 (16-5)									
Player	ab	r	h	rbi	bb	so	po	a	lob	Player	ab	r	h	rbi	bb	so	po	a	lob
Fitzgerald, Chloe lf	3	0	0	0	2	0	1	0		Jessica Warren 3b	4	0	2	0	0	0	0	1	0
Bailey, Caryn cf	3	1	3	1	0	0	3	0		Ellie Cooper 2b	3	0	0	0	0	0	0	1	2
Allocca, Brittany dp	2	0	0	0	1	2	0	0		Maddie O'Brien ss	4	0	1	0	0	1	1	0	
Simodeljka, Rachel pr	0	0	0	0	0	0	0	0		Bella D'Errico pr	0	0	0	0	0	0	0	0	
Clark, Lacey 2b	3	0	0	0	1	1	3	0		Alex Powers 1b	2	0	0	0	1	1	4	0	
Trippi, Erin c	3	0	1	0	2	3	0	2		Morgan Klaveemann pr/cf	0	1	0	0	0	0	1	0	
Transue, Michaela ss	3	0	0	0	1	0	3	0		Bailey Schinella dp	2	0	1	0	0	0	0	0	
Smith, Kim 3b	2	0	0	0	1	1	3	0		Victoria East lf/lb	3	0	1	1	0	0	4	0	3
Patierno, Megan ph	1	0	0	0	1	0	0	0		Amy Szymanowski c	3	0	0	0	1	11	0	1	
Bitts, Danielle 1b	3	0	0	0	0	11	0	1		Korina Rosario cf/ff	3	0	0	0	0	0	0	0	
Cuzzola, Alyssa rf	2	0	0	0	1	0	0	0		Lauren Harris rf/lf	2	0	0	0	1	0	0	0	
Pirone, Taylor p	0	0	0	0	0	3	0	0		Alex Kossoff ph	1	1	1	0	0	0	0	0	
Totals	25	1	4	1	11	19	13	4		Jessica Burroughs p	0	0	0	0	0	0	1	0	
										Totals	27	2	6	2	1	3	21	4	9

Score by Innings	1	2	3	4	5	6	7	R	H	E
Hofstra	1	0	0	0	0	0	0	1	4	4
Florida State	0	0	0	0	0	1	1	2	6	0

Note: 1 out, 3 runners LOB when the game ended.

E - Trippi; Transue 2; Bitts. LOB - Pride 4; Seminoles 9. 2B - Bailey. HR - Bailey. HBP - Cooper, E.. Reached on CI - Schinella, B.

Hofstra	ip	h	r	er	bb	so	ab	bf	np	Florida State	ip	h	r	er	bb	so	ab	bf	np
Pirone, Taylor	6.1	6	2	1	1	3	27	30	77	Jessica Burroughs	7.0	4	1	1	1	11	25	26	103

Win - Burroughs, J (6-2). Loss - Pirone (3-6). Save - None.
HBP - by Pirone (Cooper, E.), PB - Szymanowski(1). CI - Trippi. Pitches/strikes: Pirone 77/55; Burroughs, J 103/72.

Umpires -
Start: 2:07 pm Time: 1:43 Attendance:

2015 Florida State Softball
#11 Florida State at Florida Atlantic
Mar 07, 2015 at Boca Raton, Fla. (FAU Softball Stadium)

Florida State 1 (17-5)										Florida Atlantic 0 (18-5)									
Player	ab	r	h	rbi	bb	so	po	a	lob	Player	ab	r	h	rbi	bb	so	po	a	lob
Jessica Warren 3b	3	1	0	1	2	0	0	0		Shell, Lindsey lf	3	0	1	0	0	2	1	0	1
Ellie Cooper 2b	2	0	1	0	0	0	1	0		Martinez, Christina cf	2	0	0	0	0	2	0	0	
Maddie O'Brien ss	2	0	0	2	0	0	2	0		Thompson, Carnesha 3b	2	0	0	0	0	2	1	0	
Alex Powers 1b	3	0	0	0	1	9	0	0		Lochten, Emily ss	3	0	1	0	1	3	2	1	
Bailey Schinella rf/dp	2	0	1	0	0	0	2	0		Martinez, Melissa dp	3	0	0	0	3	0	0	0	
Katie Baker pr	0	0	0	0	0	0	0	0		Mann, Laura 1b	3	0	0	0	1	3	1	2	
Korina Rosario cf/ff	3	0	0	0	2	2	0	3		Miller, Alex c	3	0	0	0	2	7	0	0	
Ryan Harvey dp	2	0	0	0	1	0	0	0		Rylan Harvey 2b	1	0	0	1	1	3	1	0	
Morgan Klaveemann cf	1	0	1	0	0	0	0	0		Southall, Kiley pr	0	0	0	0	0	0	0	0	
Alex Kossoff lf	3	0	1	0	0	0	0	0		Rickey, Delaney rf	2	0	0	0	0	0	0	0	
Macey Cheatham c	3	0	0	0	1	9	2	3		Hanson, Kylee p	0	0	0	0	0	0	1	0	
Lacey Waldrop p	0	0	0	0	0	1	4	0		Totals	22	0	2	0	1	10	21	6	4
Totals	24	1	5	0	4	7	21	9	8										

Score by Innings	1	2	3	4	5	6	7	R	H	E
Florida State	0	0	0	0	1	0	0	1	5	1
Florida Atlantic	0	0	0	0	0	0	0	0	2	3

E - O'Brien, M.(2); Martinez, C; Thompson, C; Hanson, K. DP - Owls 1. LOB - Seminoles 8; Owls 4. 2B - Klaveemann M(2). SH - Cooper, E. 2(3); Martinez, C; Thompson, C. SB - Lochten, E.; Southall, K..

Florida State	ip	h	r	er	bb	so	ab	bf	np	Florida Atlantic	ip	h	r	er	bb	so	ab	bf	np
Lacey Waldrop	7.0	2	0	0	1	10	22	25	89	Hanson, Kylee	7.0	5	1	0	4	7	24	30	107

Win - Waldrop, L. (11-3). Loss - Hanson, K (6-1). Save - None.
WP - Waldrop, L.(12). Pitches/strikes: Waldrop, L. 89/65; Hanson, K 107/64.

Umpires -
Start: 6:40 pm Time: 1:45 Attendance:

2015 Florida State Softball
#11 Florida State vs Coastal Carolina
Mar 08, 2015 at Boca Raton, Fla. (FAU Softball Stadium)

Florida State 8 (18-5)										Coastal Carolina 0 (12-12)									
Player	ab	r	h	rbi	bb	so	po	a	lob	Player	ab	r	h	rbi	bb	so	po	a	lob
Jessica Warren 3b	4	1	1	0	0	1	0	1	3	NOAD, Morgan dp/c	2	0	0	0	0	0	0	0	0
Ellie Cooper 2b	3	2	1	0	0	0	3	0		QUOLAS, Kiana lf	2	0	0	0	1	0	0	0	
Maddie O'Brien ss	1	2	0	0	3	0	1	0		HAYDEN, Kory 3b	1	0	0	1	0	1	0	1	
Alex Powers 1b	2	2	2	1	2	0	6	0		DANEKER, Amanda c/dp	2	0	0	0	1	5	0	1	
Bella D'Errico pr	0	0	0	0	0	0	0	0		DOMINIK, Kelsey p/lb	2	0	0	0	1	4	1	0	
Bailey Schinella dp	2	1	3	1	0	0	0	0		MELLEY, Kailley rf	2	0	0	0	0	0	0	1	
Amy Szymanowski c	4	0	2	2	0	5	0	0		RASLEY, Sara ss	1	0	0	0	0	0	2	0	
Macey Cheatham c	0	0	0	0	0	2	0	0		TOOLEY, Timi ph	1	0	0	0	1	0	0	0	
Alex Kossoff lf	3	0	1	1	0	0	0	5		OLIVER, Kasey 2b	2	0	0	0	1	1	2	1	
Korina Rosario rf	1	0	0	0	1	1	0	0		HARRIS, Taylor cf	2	0	0	0	2	3	0	0	
Morgan Klaveemann cf	1	0	0	0	1	0	0	0		ROBINSON, Annie 1b	0	0	0	0	0	1	0	0	
Victoria Daddis ph	1	0	0	0	1	0	0	0		CONRAD, Mackenzie p	0	0	0	0	0	0	2	0	
Jessica Burroughs p	0	0	0	0	0	0	0	0		Totals	17	0	0	0	1	7	15	8	3
Totals	23	8	8	8	3	15	6	11											

Score by Innings	1	2	3	4	5	R	H	E
Florida State	1	0	2	4	1	8	8	2
Coastal Carolina	0	0	0	0	0	0	0	1

E - Warren, J.(5); Cooper, E.(2); ROBINSON, A.. LOB - Seminoles 11; Chanticleers 3. HBP - Schinella, B. SH - Cooper, E.(4). SF - Rosario, K.(1).

Florida State	ip	h	r	er	bb	so	ab	bf	np	Coastal Carolina	ip	h	r	er	bb	so	ab	bf	np
Jessica Burroughs	5.0	0	0	0	0	1	7	18	71	DOMINIK, Kelsey	2.1	4	3	2	3	1	12	16	59
										CONRAD, Mackenzie	2.2	4	5	5	5	2	11	18	76

Win - Burroughs, J (7-2). Loss - DOMINIK, K. (6-4). Save - None.
HBP - by CONRAD, M. (Schinella, B). Pitches/strikes: Burroughs, J 71/48; DOMINIK, K. 59/29; CONRAD, M. 76/36.

Umpires -
Start: 10:00 am Time: 1:50 Attendance:

2015 Florida State Softball
#9 Florida State at Florida Atlantic
Mar 10, 2015 at Boca Raton, Fla. (FAU Softball Stadium)

Florida State 12 (19-5)										Florida Atlantic 0 (19-6-1)									
Player	ab	r	h	rbi	bb	so	po	a	lob	Player	ab	r	h	rbi	bb	so	po	a	lob
Jessica Warren 3b	4	0	1	2	0	0	0	3	0	Shell, Lindsey lf	3	0	0	0	0	2	0	0	0
Ellie Cooper 2b	2	3	1	0	2	0	0	0	1	Martinez, Christina cf	2	0	0	0	0	3	1	0	
Maddie O'Brien ss	2	1	2	2	2	0	0	2	0	Thompson, Carnesha 3b	2	0	0	0	1	1	2	0	
Alex Powers 1b	3	1	1	5	0	0	9	0		Lochten, Emily ss	2	0	0	0	2	2	1	0	
Bailey Schinella rf	3	1	0	0	1	0	0	2		Mann, Laura 1b	2	0	0	0	0	7	1	0	
Korina Rosario lf	1	0	0	0	1	0	0	0		Bell, Mickey c	2	0	1	0	0	0	4	1	
Katie Baker pr	0	1	0	0	0	0	0	0		Southall, Kiley pr	0	0	0	0	0	0	0	0	
Alex Kossoff lf	2	1	2	0	0	0	1	0		Miller, Alex dp/c	2	0	0	0	1	1	0	0	
Amy Szymanowski dp	3	1	1	1	1	0	0	1		Buckley, Tatum 2b	2	0	0	0	1	0	3	1	
Morgan Klaveemann cf	3	2	3	1	0	0	0	0		Rickey, Delaney rf	2	0	0	0	1	0	0	0	
Macey Cheatham c	2	1	0	0	0	8	1	0		Messer, Samantha p	0	0	0	0	0	0	0	0	
Victoria Daddis ph	0	0	0	0	0	0	0	0		Wilson, Amanda p	0	0	0	0	0	0	0	0	
Lacey Waldrop p	0	0	0	0	0	0	1	0		Hanson, Kylee p	0	0	0	0	0	0	1	0	
Jessica Burroughs p	0	0	0	0	0	0	0	0		Totals	19	0	1	0	0	8	18	11	2
Totals	25	12	11	11	6	3	18	7	4										

Score by Innings	1	2	3	4	5	6	R	H	E
Florida State	1	1	1	2	0	7	12	11	1
Florida Atlantic	0	0	0	0	0	0	0	1	2

E - Waldrop, L.(2); Miller, A.; Hanson, K. DP - Owls 1. LOB - Seminoles 4; Owls 2. 2B - Warren, J.(6); Cooper, E.(2); O'Brien, M.(2). 3B - Kossoff, A.(2). HR - Powers, A.(6); Szymanowski(2). HBP - Daddis, V.. SH - Martinez, C. SF - Powers, A.(2). SB - Rosario, K.(1). CS - O'Brien, M.(1). Reached on CI - Schinella, B.

Florida State	ip	h	r	er	bb	so	ab	bf	np	Florida Atlantic	ip	h	r	er	bb	so	ab	bf	np
Lacey Waldrop	4.0	0	0	0	0	7	12	13	48	Messer, Samantha	3.0	5	3	3	1	1			

1981 & 1982 AIAW NATIONAL CHAMPIONS • 28 NCAA APPEARANCES

2015 BOX SCORES

2015 Florida State Softball USC Upstate at #9 Florida State (Game 1) Mar 12, 2015 at Tallahassee, Fla. (JoAnne Graf Field)

Box score table for USC Upstate 0 (14-4) vs Florida State 2 (20-5). Includes player stats for both teams and a 'Score by Innings' summary table.

Score by Innings table showing runs, hits, and errors for USC Upstate and Florida State across nine innings.

E - Cheatham, M.(2). LOB - Spartans 4; Seminoles 7. 2B - BEASLEY(6). HR - O'Brien, M.(4). SF - Schinella, B(1). SB - Klaevemann M(6).

Player stats table for USC Upstate and Florida State, listing individual player performance metrics.

Win - Waldrop, L. (13-3). Loss - SHUBERT (8-3). Save - None. PB - PRUSA(2). Pitches/strikes: SHUBERT 113/64; Waldrop, L. 91/64.

Umpires - HP: Bill Gomoluch 1B: Duine Henry 3B: Mike Lett Start: 3:03 pm Time: 1:36 Attendance:

Game notes: There was a 57-minute lightning delay in the fifth inning.

2015 Florida State Softball Notre Dame at #9 Florida State (Game 1) Mar 14, 2015 at Tallahassee, Fla. (JoAnne Graf Field)

Box score table for Notre Dame 1 (14-10,0-4 ACC) vs Florida State 4 (21-5,4-0 ACC). Includes player stats for both teams and a 'Score by Innings' summary table.

Score by Innings table showing runs, hits, and errors for Notre Dame and Florida State across nine innings.

Note: 2 outs, 0 runners LOB when the game ended.

E - Whidden; Kossoff, A.(1); Cheatham, M.(3). LOB - Irish 7; Seminoles 4. 2B - Koerner(3). HR - Warren, J.(5). SH - Cooper, E.(5). SB - Whidden(4). Reached on CI - Cheatham, M..

Player stats table for Notre Dame and Florida State, listing individual player performance metrics.

Win - Waldrop, L. (14-3). Loss - Nasland (6-6). Save - None. WP - Waldrop, L. 2(14). PB - Cheatham, M.(5). CI - Whidden. Pitches/strikes: Nasland 97/60; Waldrop, L. 113/66.

Umpires - HP: Christie Cornwell 1B: Tom Meyer 3B: Chris Nabors Start: 4:00 pm Time: 2:07 Attendance:

2015 Florida State Softball Notre Dame at #9 Florida State (Game 2) Mar 14, 2015 at Tallahassee, Fla. (JoAnne Graf Field)

Box score table for Notre Dame 3 (14-11,0-5 ACC) vs Florida State 7 (22-5,5-0 ACC). Includes player stats for both teams and a 'Score by Innings' summary table.

Score by Innings table showing runs, hits, and errors for Notre Dame and Florida State across nine innings.

E - Reed(4); Sorlie 2(2). DP - Seminoles 1. LOB - Irish 6; Seminoles 12. 2B - Whidden(6); Warren, J.(7); O'Brien, M.(3); Szymanowski(2). HR - Whidden(4). HBP - Whidden. SH - Simon(6). SF - East, V.(1).

Player stats table for Notre Dame and Florida State, listing individual player performance metrics.

Win - Burroughs, J (8-2). Loss - Rhodes (6-4). Save - None. WP - Rhodes 3(7). HBP - by Burroughs, J (Whidden). Pitches/strikes: Rhodes 114/63; Beriont 39/19; Burroughs, J 105/63; Schinella, B 16/8.

Umpires - HP: Chris Nabors 1B: Christie Cornwell 3B: Tom Meyer Start: 6:35 pm Time: 2:32 Attendance: 641

2015 Florida State Softball Notre Dame at #9 Florida State Mar 15, 2015 at Tallahassee, Fla. (JoAnne Graf Field)

Box score table for Notre Dame 12 (15-11,1-5 ACC) vs Florida State 0 (22-6,5-1 ACC). Includes player stats for both teams and a 'Score by Innings' summary table.

Score by Innings table showing runs, hits, and errors for Notre Dame and Florida State across nine innings.

E - Warren, J.(6); Szymanowski(2); Burroughs, J 2(5). LOB - Irish 6; Seminoles 2. 2B - Koerner(4); Arizmendi 2(4). 3B - Koerner(1). HR - Reed(1). HBP - Haus; White. SH - Haus(2); Simon(7). SF - Whidden(3); Bigler(1). SB - Wester(11).

Player stats table for Notre Dame and Florida State, listing individual player performance metrics.

Win - Nasland (7-6). Loss - Burroughs, J (8-3). Save - None. WP - Burroughs, J(6). HBP - by Schinella, B (Haus); by Schinella, B (White). BK - Schinella, B(1). Pitches/strikes: Nasland 61/38; Burroughs, J 70/48; Schinella, B 42/25.

Umpires - HP: Chris Nabors 1B: Christie Cornwell 3B: Tom Meyer Start: 12:00 pm Time: 1:47 Attendance: 373



EIGHT WOMEN'S COLLEGE WORLD SERIES APPEARANCES • 13 ACC CHAMPIONSHIPS

2015 BOX SCORES

2015 Florida State Softball
Colgate at #10 Florida State

Mar 17, 2015 at Tallahassee, Fla. (JoAnne Graf Field)

Colgate 0 (4-7)

Florida State 8 (23-6)

Player	ab	r	h	rbi	bb	so	po	a	lob
Bushlee, Katie cf	2	0	1	0	0	1	1	0	0
Schlaefer, Mariel c	2	0	0	0	2	3	0	0	0
Greanan, Tara rf	2	0	0	0	2	1	1	0	0
Geranan, Holly ss	2	0	0	0	1	1	1	1	1
Murray, Gillian lf	2	0	1	0	0	1	1	0	0
Moore, Alessandra dp	1	0	0	0	1	0	0	0	0
Daly, Alicia ph	1	0	0	0	1	0	0	0	0
Ieuter, Brigit 1b	2	0	0	0	2	3	0	0	0
Gadiano, Alex 2b	2	0	0	0	1	1	2	1	0
Zucker, Kate 3b	1	0	0	0	1	1	0	0	0
Grissold, Kira p	0	0	0	0	0	1	2	0	0
Totals	17	0	2	0	0	13	13	6	2

Player	ab	r	h	rbi	bb	so	po	a	lob
Jessica Warren 3b	2	2	1	2	2	0	0	0	0
Elle Cooper 2b	3	0	2	2	1	1	0	0	0
Maddie O'Brien ss	1	0	0	0	2	0	0	0	0
Alex Powers 1b	3	0	1	0	0	1	0	4	4
Bailey Schinella dp	3	0	2	0	0	0	0	0	2
Bella D'Errico pr	0	0	0	0	0	0	0	0	0
Victoria East rf	2	2	0	0	1	0	1	0	0
Amy Szymanowski c	2	1	0	0	0	13	0	0	0
Alex Kossoff lf	3	2	2	0	0	0	0	0	1
Morgan Klavemann cf	2	1	1	0	0	0	0	0	0
Victoria Daddis ph	1	0	1	3	0	0	0	0	0
Jessica Burroughs p	0	0	0	0	0	0	0	0	0
Totals	22	8	10	7	6	2	15	0	8

Score by Innings

	1	2	3	4	5	R	H	E
Colgate	0	0	0	0	0	0	2	1
Florida State	0	3	0	0	5	8	10	0

Note: 1 out, 1 runner LOB when the game ended.

E - Schlaefer(3). LOB - Raiders 2; Seminoles 8. 2B - Cooper, E.(3); Schinella, B.(3); Daddis, V.(1). HR - Warren, J.(6). HBP - Szymanowski. SB - East, V.(4); Szymanowski(1); Kossoff, A.(3); Klavemann M(7).

Colgate	ip	h	r	er	bb	so	ab	bf	np	Florida State	ip	h	r	er	bb	so	ab	bf	np
Grissold, Kira	4.1	10	8	8	6	2	22	29	99	Jessica Burroughs	5.0	2	0	0	0	13	17	17	66

Win - Burroughs, J(9-3). Loss - Grissold (0-4). Save - None.
HBP - by Grissold (Szymanowski). PB - Schlaefer(3). Pitches/strikes: Grissold 99/52; Burroughs, J 66/51.

Umpires - HP: Duine Henry 1B: David Gilliam 3B: Jason Williams
Start: 6:03 pm Time: 1:33 Attendance: 185

2015 Florida State Softball
Troy at #10 Florida State

Mar 18, 2015 at Tallahassee, Fla. (JoAnne Graf Field)

Troy 6 (17-12)

Florida State 4 (23-7)

Player	ab	r	h	rbi	bb	so	po	a	lob
Benton, Kate ss	3	0	0	0	1	3	2	0	0
Day, Hannah c	4	0	1	0	0	2	9	2	0
Johnston, Heather c	0	0	0	0	0	0	0	0	0
Phelps, Michelle 1b	4	0	0	0	2	7	1	0	0
Rainey, Ashley dp	4	0	0	0	2	0	0	0	0
Winters, Amanda rf	3	0	0	0	1	2	0	0	2
Davis, Erica pr	0	1	0	0	0	0	0	0	0
Hartley, Becca 2b	4	3	2	3	0	0	4	3	0
Neely, Khadija 3b	4	0	1	0	0	2	0	3	0
Moore, Allison pr	0	1	0	0	0	0	0	0	0
Affeldt, Jaycee p	3	1	1	3	0	2	0	1	0
Kayler, Carl cf	2	0	0	0	1	1	1	0	0
Eytel, Chelsea lf	0	0	0	0	0	0	0	0	0
Totals	31	6	5	6	3	14	24	12	4

Player	ab	r	h	rbi	bb	so	po	a	lob
Jessica Warren 3b	5	1	0	0	0	3	0	0	3
Maddie O'Brien ss	3	0	0	0	2	1	0	4	0
Bella D'Errico pr	0	1	0	0	0	0	0	0	0
Elle Cooper 2b	4	0	1	0	0	0	0	0	0
Bailey Schinella dp/rf	4	1	1	1	0	0	0	0	1
Lauren Harris rf	0	0	0	0	0	0	0	0	0
Alex Powers 1b/dp	3	1	2	2	1	1	6	0	0
Katie Baker pr	0	0	0	0	0	0	0	0	0
Alex Kossoff lf	3	0	1	0	0	0	0	0	2
Morgan Klavemann cf	1	0	0	0	3	0	2	0	0
Victoria East rf/1b	2	0	0	0	1	2	1	0	3
Amy Szymanowski ph/dp	1	0	0	0	0	0	0	0	0
Macey Cheatham c	1	0	0	0	1	0	14	0	2
Victoria Daddis ph	1	0	0	0	0	0	0	0	0
Jessica Burroughs p	0	0	0	0	0	0	0	0	2
Totals	28	4	5	3	8	7	24	6	11

Score by Innings

	1	2	3	4	5	6	7	8	R	H	E
Troy	0	0	0	0	1	0	3	2	6	5	2
Florida State	0	2	0	0	1	1	0	0	4	5	3

E - Hartley, B. 2(16); O'Brien, M.(3); Powers, A.(5); Burroughs, J(6). LOB - Trojans 4; Seminoles 11. 2B - Powers, A.(5). HR - Hartley, B. 2(5); Affeldt, J.(3); Powers, A.(7). HBP - Cooper, E.. SH - Kossoff, A.(5); Cheatham, M.(4). SB - Cooper, E.(4); Klavemann M(8).

Troy	ip	h	r	er	bb	so	ab	bf	np	Florida State	ip	h	r	er	bb	so	ab	bf	np
Affeldt, Jaycee	8.0	5	4	3	8	7	28	39	154	Jessica Burroughs	7.2	4	5	4	3	13	29	32	145
										Bailey Schinella	0.1	1	1	1	0	1	2	2	10

Win - Affeldt, J. (9-4). Loss - Burroughs, J (9-4). Save - None.
HBP - by Affeldt, J. (Cooper, E.). PB - Johnston, H.(1). Pitches/strikes: Affeldt, J. 154/85; Burroughs, J 145/92; Schinella, B 10/7.

Umpires - HP: Wilson Lieske 1B: Kenneth Johnson 3B: Ernest Campbell
Start: 6:00 pm Time: 3:00 Attendance: 240

2015 Florida State Softball
#10 Florida State at #25 Virginia Tech (Game 1)
Mar 21, 2015 at Blacksburg, Va. (Tech Softball Park)

Florida State 7 (24-7,6-1 ACC)

Virginia Tech 5 (22-4,3-3 ACC)

Player	ab	r	h	rbi	bb	so	po	a	lob
Jessica Warren 3b	3	2	0	0	0	2	1	3	0
Morgan Klavemann cf	4	1	1	0	0	0	0	0	0
Maddie O'Brien ss	3	2	2	1	1	2	1	0	0
Alex Powers 1b	4	0	0	0	1	9	0	1	0
Katie Baker pr	0	1	0	0	0	0	0	0	0
Bailey Schinella dp	2	0	0	1	0	0	0	0	0
Bella D'Errico pr	0	1	0	0	0	0	0	0	0
Elle Cooper 2b	1	0	1	0	1	0	3	0	0
Alex Kossoff lf	2	0	1	1	0	2	0	0	0
Lauren Harris lf	0	0	0	0	0	0	0	0	0
Victoria Daddis ph	1	0	1	1	0	0	0	0	0
Korina Rosario rf	4	0	0	0	0	1	0	2	0
Macey Cheatham c	1	0	0	0	0	1	5	0	0
Amy Szymanowski ph/c	2	0	0	0	1	4	0	1	0
Lacey Waldrop p	0	0	0	0	0	0	1	0	0
Totals	27	7	5	6	2	7	24	8	4

Player	ab	r	h	rbi	bb	so	po	a	lob
Breanna Davenport cf	4	1	2	0	1	0	0	0	2
Lauren Gaskill ss	3	2	0	0	2	1	2	0	0
Kylie McGoldrick 2b	3	2	2	1	2	1	4	2	1
Kelsey Mericka 3b	4	0	0	2	0	0	8	1	0
Kelsey Mericka 3b	5	0	1	1	0	2	2	4	4
Michelle Prong rf	3	0	2	1	1	0	0	0	0
Vanessa Gonzalez lf	3	0	1	0	0	1	2	0	0
Elizabeth Birle dp	3	0	0	0	1	2	0	0	4
Bailey Liddle 1b	4	0	1	0	0	2	5	0	1
Maggie Tyler p	0	0	0	0	0	0	0	1	0
Kelly Heinz p	0	0	0	0	0	0	1	1	0
Totals	32	5	9	5	7	9	24	9	12

Score by Innings

	1	2	3	4	5	6	7	8	R	H	E
Florida State	0	0	0	0	2	1	4	7	5	1	
Virginia Tech	0	0	2	0	0	1	0	2	5	9	1

E - Waldrop, L.(3); Gaskill, L.(6). DP - Hokies 1. LOB - Seminoles 4; Hokies 12. 2B - Daddis, V.(2); Davenport, B(10). 3B - McGoldrick(2). HR - O'Brien, M.(5). HBP - Warren, J.; Schinella, B; Cooper, E. 2. SH - Cooper, E.(6); Smith, K.(1); Gonzalez, V.(1). SF - Kossoff, A.(1). CS - Cooper, E.(2).

Florida State	ip	h	r	er	bb	so	ab	bf	np	Virginia Tech	ip	h	r	er	bb	so	ab	bf	np
Lacey Waldrop	8.0	9	5	4	7	9	32	41	155	Maggie Tyler	7.0	5	7	6	2	7	26	33	135
										Kelly Heinz	1.0	0	0	0	0	1	2	7	

Win - Waldrop, L. (15-3). Loss - Tyler, M. (10-4). Save - None.
WP - Waldrop, L. 2(16); Tyler, M.(9). HBP - by Tyler, M. (Cooper, E.); by Tyler, M. (Warren, J.); by Tyler, M. (Schinella, B); by Tyler, M. (Cooper, E.). PB - Szymanowski(2). Pitches/strikes: Waldrop, L. 155/88; Tyler, M. 135/88; Heinz, K. 7/5.

Umpires - HP: Bob Selz 1B: Shawn Schumacher 3B: Chris Nabors
Start: 12:00 pm Time: 2:35 Attendance:
Tyler, M. faced 6 batters in the 8th.

2015 Florida State Softball
#10 Florida State at #25 Virginia Tech (Game 2)
Mar 21, 2015 at Blacksburg, Va. (Tech Softball Park)

Florida State 7 (25-7,7-1 ACC)

Virginia Tech 6 (22-5,3-4 ACC)

Player	ab	r	h	rbi	bb	so	po	a	lob
Jessica Warren 3b	5	2	2	1	0	1	0	3	0
Morgan Klavemann cf	4	1	2	0	0	1	3	0	0
Maddie O'Brien ss	3	1	1	0	2	0	1	1	0
Alex Powers 1b	3	1	1	1	1	6	0	1	0
Victoria East pr/1b	0	1	0	0	0	0	5	0	0
Bailey Schinella rf	4	0	1	0	0	1	0	2	0
Lauren Harris rf	0	0	0	0	0	0	0	0	0
Elle Cooper 2b	4	0	2	2	0	0	1	0	0
Victoria Daddis dp	4	0	2	1	0	1	0	1	0
Bella D'Errico pr	0	0	0	0	0	0	0	0	0
Amy Szymanowski c	3	0	0	0	1	7	0	1	0
Alex Kossoff lf	4	1	2	0	0	0	1	2	0
Jessica Burroughs p	0	0	0	0	0	0	0	0	0
Lacey Waldrop p	0	0	0	0	0	0	3	0	0
Totals	34	7	12	6	4	5	24	8	8

Player	ab	r	h	rbi	bb	so	po	a	lob
--------	----	---	---	-----	----	----	----	---	-----



1981 & 1982 AIAW NATIONAL CHAMPIONS • 28 NCAA APPEARANCES

2015 BOX SCORES

**2015 Florida State Softball
#10 Florida State at #25 Virginia Tech
Mar 22, 2015 at Blacksburg, Va. (Tech Softball Park)**

Florida State 5 (26-7,8-1 ACC)											Virginia Tech 2 (22-6,3-5 ACC)										
Player	ab	r	h	rbi	bb	so	po	a	lob	Player	ab	r	h	rbi	bb	so	po	a	lob		
Jessica Warren 3b	4	0	0	0	0	1	0	6	2	Breanna Davenport cf	4	1	0	0	0	0	1	0	2		
Morgan Klavemann cf	3	0	0	0	1	0	0	0	0	Lauren Gaskill ss	4	0	1	0	0	0	0	2	0		
Maddie O'Brien ss	2	0	0	1	2	0	2	1	0	Kylie McGoldrick 2b	3	0	2	1	0	0	0	2	0		
Alex Powers 1b/dp	3	0	1	0	1	0	12	0	3	Michelle Prong rf/3b	3	0	0	0	1	0	1	0	3		
Bella D'Errico pr	0	1	0	0	0	0	0	0	0	Kelsey Mericka 3b	2	0	0	0	1	0	3	2	0		
Bailey Schinella rf	3	0	0	0	0	0	1	0	2	Caroline Schoenewald rf	1	0	1	0	0	0	0	0	0		
Lauren Harris pr/lf	1	2	1	0	0	0	0	0	0	Katey Smith c	3	0	1	0	0	0	2	0	0		
Ellie Cooper 2b	3	1	1	1	0	2	1	0	0	Whitney Saunders pr	0	0	0	0	0	0	0	0	0		
Victoria Daddis dp	3	0	2	2	0	0	0	0	0	Vanessa Gonzalez lf	3	1	0	0	0	2	0	0	0		
Victoria East pr/1b	1	1	1	0	0	3	0	0	0	Mikaela Aiken p/dp	2	0	0	0	1	0	2	1	0		
Alex Kossoff lf	4	0	1	0	0	2	0	1	0	Bailey Liddle 1b	3	0	1	1	0	15	0	0	0		
Macey Cheatham c	0	0	0	0	1	0	1	0	0	Maggie Tyler p	0	0	0	0	0	0	0	0	0		
Amy Szymanski ph/c	2	0	0	0	1	1	1	0	0	Totals	28	2	6	2	2	21	9	8	8		
Lacey Waldrop p	0	0	0	0	0	0	4	0	0												
Totals	29	5	7	5	7	3	21	14	10												

Score by Innings

	1	2	3	4	5	6	7	R	H	E
Florida State	0	0	0	0	4	1	0	5	7	1
Virginia Tech	0	0	0	1	0	0	1	2	6	1

E - East, V.(3); Liddle, B.(1). DP - Hokies 1. LOB - Seminoles 10; Hokies 8. 2B - Powers, A.(6); Daddis, V.(3); East, V.(5); Kossoff, A.(2); Gaskill, L.(4); McGoldrick(7); Schoenewald(3). HBP - McGoldrick. SB - McGoldrick(5).

Florida State											Virginia Tech										
Player	ip	h	r	er	bb	so	ab	bf	np	Player	ip	h	r	er	bb	so	ab	bf	np		
Lacey Waldrop	7.0	6	2	1	2	2	28	31	104	Mikaela Aiken	5.0	4	4	2	6	1	19	25	93		
										Maggie Tyler	2.0	3	1	1	1	2	10	11	38		

Win - Waldrop, L. (17-3). Loss - Aiken, M. (5-1). Save - None.
WP - Waldrop, L. 2(18); Aiken, M.(5); Tyler, M.(10). HBP - by Waldrop, L. (McGoldrick). Pitches/strikes: Waldrop, L. 104/65; Aiken, M. 93/45; Tyler, M. 38/24.

Umpires -
Start: 1:00 pm Time: 2:05 Attendance:
Aiken, M. faced 4 batters in the 6th.

**2015 Florida State Softball
#9 Auburn at #11 Florida State (Game 1)
Mar 25, 2015 at Tallahassee, Fla. (JoAnne Graf Field)**

Auburn 7 (32-3)											Florida State 10 (27-7)										
Player	ab	r	h	rbi	bb	so	po	a	lob	Player	ab	r	h	rbi	bb	so	po	a	lob		
Tiffany Howard lf	4	1	1	0	0	1	1	0	1	Jessica Warren 3b	3	1	1	0	1	0	1	2	2		
Emily Carosone 2b	2	1	1	1	0	1	3	0	0	Morgan Klavemann cf	3	3	2	1	1	1	2	0	0		
Kasey Cooper 3b	4	0	0	0	0	0	0	3	4	Maddie O'Brien ss	2	1	1	2	0	0	1	0	1		
Brandi Melero rf	3	2	1	0	1	1	0	0	0	Katie Baker pr	0	0	0	0	0	0	0	0	0		
Haley Fagan ss	1	0	0	0	1	0	0	0	0	Alex Powers 1b/dp	3	2	2	6	1	0	4	0	0		
Anna Gibbs ph	1	0	0	0	0	0	0	0	0	Victoria Daddis dp	3	1	1	0	1	0	1	0	2		
Kelsey Bogaards pr/ss	2	1	1	0	1	3	1	0	0	Lauren Harris rf/lf	1	0	0	0	1	0	0	0	0		
Jade Rhodes 1b	4	1	1	3	0	0	7	1	1	Ellie Cooper 2b	3	0	0	1	0	0	3	0	0		
Morgan Estell cf	4	1	1	0	0	1	0	0	0	Bailey Schinella rf/dp	4	1	1	0	0	2	2	0	2		
Jenna Abbott dp	3	0	0	0	1	0	0	1	0	Korina Rosario lf	0	0	0	0	0	0	0	0	0		
Carlee Wallace c	3	0	1	0	1	4	0	0	0	Alex Kossoff lf	2	1	1	0	1	0	1	0	0		
Victoria Draper pr	0	0	0	0	0	0	0	0	0	Victoria East 1b	0	0	0	0	0	3	0	0	0		
Lexi Davis p	0	0	0	0	0	0	0	0	0	Macey Cheatham c	2	0	0	0	1	1	7	0	0		
Marcy Harper p	0	0	0	0	0	0	0	0	0	Lacey Waldrop p	0	0	0	0	0	0	1	1	0		
Totals	31	7	7	5	3	5	18	8	7	Totals	26	10	9	9	8	4	21	7	6		

Score by Innings

	1	2	3	4	5	6	7	R	H	E
Auburn	2	1	3	0	0	0	1	7	7	1
Florida State	0	7	0	2	0	1	X	10	9	4

E - J. Rhodes(2); O'Brien, M. 2(5); Powers, A. 2(7). DP - Tigers 1. LOB - Tigers 7; Seminoles 6. HR - J. Rhodes(15); Powers, A. 2(9); Daddis, V.(1). SF - E. Carosone(5). SB - Klavemann M(9); Kossoff, A.(4).

Auburn											Florida State										
Player	ip	h	r	er	bb	so	ab	bf	np	Player	ip	h	r	er	bb	so	ab	bf	np		
Lexi Davis	1.2	6	7	7	3	1	11	14	52	Lacey Waldrop	7.0	7	7	4	3	5	31	35	142		
Marcy Harper	4.1	3	3	3	5	3	15	20	88												

Win - Waldrop, L. (18-3). Loss - L. Davis (14-1). Save - None.
WP - L. Davis(9); Waldrop, L. 2(20). PB - C. Wallace(2); Cheatham, M.(6). Pitches/strikes: L. Davis 52/29; M. Harper 88/44; Waldrop, L. 142/84.

Umpires - HP: Anthony Small 1B: Jeff Madaris 3B: Mike Lett
Start: 5:03 pm Time: 2:34 Attendance:

**2015 Florida State Softball
#9 Auburn at #11 Florida State (Game 2)
Mar 25, 2015 at Tallahassee, Fla. (JoAnne Graf Field)**

Auburn 10 (33-3)											Florida State 4 (27-8)										
Player	ab	r	h	rbi	bb	so	po	a	lob	Player	ab	r	h	rbi	bb	so	po	a	lob		
Tiffany Howard lf	2	2	1	0	3	0	2	0	0	Jessica Warren 3b	3	1	1	1	0	0	2	0	0		
Emily Carosone 2b	3	1	1	0	1	1	0	2	2	Morgan Klavemann cf	4	0	1	0	0	1	0	0	0		
Kasey Cooper 3b	3	2	1	0	2	0	2	1	0	Maddie O'Brien ss	4	0	0	0	1	1	4	2	0		
Brandi Melero rf	4	2	3	4	1	0	0	1	0	Alex Powers 1b	3	0	0	0	1	1	6	0	1		
Haley Fagan ss	5	1	2	2	0	2	1	3	0	Katie Baker pr	0	0	0	0	0	0	0	0	0		
Jade Rhodes 1b	4	0	0	0	1	1	8	1	0	Victoria Daddis dp/rf	2	0	0	0	2	0	0	0	0		
Morgan Estell cf	3	1	0	0	2	1	3	0	1	Bella D'Errico pr	0	1	0	0	0	0	0	0	0		
Jenna Abbott dp	4	1	0	1	1	0	0	4	0	Lauren Harris rf	0	0	0	0	0	0	0	1	0		
Anna Gibbs c	3	0	1	1	0	1	4	0	0	Korina Rosario rf	0	0	0	0	0	0	0	0	0		
Mckenzie Kilpatrick ph	1	0	0	0	1	0	0	0	0	Ellie Cooper 2b	4	1	3	0	0	0	2	0	0		
Rachael Walters p	0	0	0	0	0	0	3	0	0	Bailey Schinella rf/dp	2	1	2	1	1	0	1	0	0		
Totals	32	10	9	8	11	6	21	8	13	Alex Kossoff lf	3	0	1	0	1	0	3	0	2		
										Amy Szymanski c	2	0	0	1	0	0	7	0	3		
										Victoria East ph	1	0	0	0	0	0	0	3	0		
										Jessica Burroughs p	0	0	0	0	0	0	0	0	0		
										Totals	28	4	8	3	5	3	21	6	11		

Score by Innings

	1	2	3	4	5	6	7	R	H	E
Auburn	3	1	1	0	5	0	0	10	9	2
Florida State	0	0	0	3	0	1	0	4	8	4

E - J. Rhodes(3); A. Gibbs(1); O'Brien, M. 2(7); Szymanski(3); Burroughs, J(7). LOB - Tigers 13; Seminoles 11. 2B - B. Melero(5); Schinella, B(4). 3B - B. Melero(1). HR - Warren, J.(8). HBP - E. Carosone; Warren, J.. SF - Szymanski(1). SB - H. Fagan(3); Kossoff, A.(5). Reached on CI - Schinella, B.

Auburn											Florida State										
Player	ip	h	r	er	bb	so	ab	bf	np	Player	ip	h	r	er	bb	so	ab	bf	np		
Rachael Walters	7.0	8	4	3	5	3	28	36	153	Jessica Burroughs	4.1	8	10	8	7	5	24	32	137		
										Bailey Schinella	2.2	1	0	0	4	1	8	12	42		

Win - R. Walters (12-0). Loss - Burroughs, J (9-5). Save - None.
WP - Burroughs, J 2(9). HBP - by Burroughs, J (E. Carosone); by R. Walters (Warren, J.). CI - A. Gibbs. Pitches/strikes: R. Walters 153/88; Burroughs, J 137/70; Schinella, B 42/15.

Umpires - HP: Jeff Madaris 1B: Mike Lett 3B: Anthony Small
Start: 8:05 pm Time: 3:02 Attendance: 789

**2015 Florida State Softball
Pitt at #11 Florida State (Game 1)
Mar 28, 2015 at Tallahassee, Fla. (JoAnne Graf Field)**

Pitt 0 (24-8,6-4 ACC)											Florida State 8 (28-8,9-1 ACC)										
Player	ab	r	h	rbi	bb	so	po	a	lob	Player	ab	r	h	rbi	bb	so	po	a	lob		
S. Pickett 3b	2	0	0	0	0	1	0	2	0	Jessica Warren 3b	3	1	1	0	0	0	0	2	0		
M. Sevilla 2b	2	0	0	0	0	1	3	0	0	Morgan Klavemann cf	3	0	2	0	0	0	0	0	0		
J. Modic dp/p	2	0	0	0	0	0	0	0	0	Maddie O'Brien ss	2	1	1	0	1	0	1	0	0		
C. Thea cf	2	0	0	0	0	0	0	0	0	Alex Powers 1b/dp	1	1	0	0	2	0	9	0	0		
M. Taylor ss	2	0	0	0	1	1	2	0	0	Victoria Daddis dp	2	1	1	2	1	0	0	0	0		
K. Manuel 1b	2	0	1	0	0	0	8	0	0	Lauren Harris lf	0	0	0	0	0	0	0	0	0		
J. Fannin rf	2	0	0	0	1	1	0	1	0	Ellie Cooper 2b	2	1	0	0	1	1	0	4	3		
K. Duran c	1	0	0	0	0	1	0	0	0	Bailey Schinella rf	0	0	0	1	2	0	0	0	0		
A. Silfs lf	1	0	0	0	0	0	0	0	0	Korina Rosario pr/rf	1	1	1	0	0	0	0	0	0		
S. King p/dp	0	0	0	0	0	0	1	0	0	Alex Kossoff lf	0	0	0	0							



EIGHT WOMEN'S COLLEGE WORLD SERIES APPEARANCES • 13 ACC CHAMPIONSHIPS

2015 BOX SCORES

2015 Florida State Softball
Pitt at #11 Florida State (Game 2)
 Mar 28, 2015 at Tallahassee, Fla. (JoAnne Graf Field)

Pitt 0 (24-9,6-5 ACC)											Florida State 7 (29-8,10-1 ACC)											
Player	ab	r	h	rbi	bb	so	po	a	lob		Player	ab	r	h	rbi	bb	so	po	a	lob		
S. Pickett c	3	0	0	0	1	0	0	1			Jessica Warren 3b	4	2	3	0	0	0	3	0			
M. Sevilla 2b	3	0	0	0	2	0	4	0			Morgan Klaveemann cf	3	1	3	1	1	0	0	0	0		
J. Modic 3b	3	0	0	0	1	2	3	0			Maddie O'Brien ss	3	1	0	0	1	0	1	3	0		
C. Thea cf	2	0	0	0	1	2	0	0			Bella D'Errico pr	0	0	0	0	0	0	0	0	0		
M. Taylor ss	3	0	0	0	2	2	3	0			Alex Powers 1b	4	0	2	2	0	0	7	0	0		
K. Manuel 1b	2	0	1	0	0	8	0	0			Katie Baker pr	0	0	0	0	0	0	0	0	0		
J. Fannin rf	2	0	0	0	1	2	0	0			Victoria Daddis dp/rf	4	0	1	0	0	0	0	0	1		
G. Zeremenko dp	2	0	0	0	1	0	1			Lauren Harris pr/rf	0	0	0	0	0	0	0	0	0			
A. Sills lf	2	0	1	0	0	1	0	0			Ellie Cooper 2b	4	0	2	0	0	1	2	3			
K. Harris p	0	0	0	0	0	1	1	0			Bailey Schinella rf/dp	3	0	1	0	0	1	0	2			
A. Larkin p	0	0	0	0	0	0	0	0			Korina Rosario pr/rf	0	1	0	0	0	0	0	0	0		
Totals	22	0	2	0	9	18	11	2			Alex Kossoff lf	3	1	1	0	0	2	0	0			
											Macey Cheatham c	2	1	1	1	0	9	0	0			
											Victoria East ph	1	0	0	0	0	0	1				
											Jessica Burroughs p	0	0	0	0	0	0	0	0			
											Totals	31	7	13	7	2	0	21	8			

Score by Innings

	1	2	3	4	5	6	7	R	H	E
Pitt	0	0	0	0	0	0	0	0	2	2
Florida State	1	0	2	1	0	3	X	7	13	0

E - J. Modic 2(4). DP - Panthers 1; Seminoles 1. LOB - Panthers 2; Seminoles 8. 2B - Powers, A.(7); Schinella, B.(5). 3B - Warren, J.(2). HR - Warren, J.(9). HBP - C. Thea.

Pitt	ip	h	r	er	bb	so	ab	bf	np	Florida State	ip	h	r	er	bb	so	ab	bf	np
K. Harris	5.0	13	7	7	2	0	27	29	109	Jessica Burroughs	7.0	2	0	0	0	9	22	23	83
A. Larkin	1.0	0	0	0	0	4	4	18											

Win - Burroughs, J (10-5). Loss - K. Harris (8-5). Save - None.
 WP - A. Larkin(1). HBP - by Burroughs, J (C. Thea). Pitches/strikes: K. Harris 109/58; A. Larkin 18/10; Burroughs, J 83/58.

Umpires -
 Start: 6:00 pm Time: 1:44 Attendance: 613
 K. Harris faced 4 batters in the 6th.

2015 Florida State Softball
Pitt at #11 Florida State
 Mar 29, 2015 at Tallahassee, Fla. (JoAnne Graf Field)

Pitt 0 (24-10,6-6 ACC)											Florida State 3 (30-8,11-1 ACC)											
Player	ab	r	h	rbi	bb	so	po	a	lob		Player	ab	r	h	rbi	bb	so	po	a	lob		
S. Pickett 3b	3	0	0	0	2	1	1	1			Jessica Warren 3b	3	1	2	1	0	0	2	2	0		
M. Sevilla 2b	2	0	0	1	1	0	2	0			Morgan Klaveemann cf	3	0	2	0	1	0	0	0	1		
E. Hershman pr	0	0	0	0	0	0	0	0			Maddie O'Brien ss	2	0	1	0	1	0	1	0	0		
J. Modic dp	2	0	2	0	1	0	0	0			Katie Baker pr	0	0	0	0	0	0	0	0	0		
M. Choe pr	0	0	0	0	0	0	0	0			Alex Powers 1b	2	0	1	1	0	0	4	0	1		
C. Thea cf	3	0	0	0	3	0	1			Bella D'Errico pr	0	1	0	0	0	0	0	0	0			
M. Taylor ss	3	0	1	0	0	0	2	1			Victoria Daddis dp	2	0	0	0	1	1	0	0	0		
K. Manuel 1b	3	0	0	0	0	10	1			Korina Rosario pr/rf	0	0	0	0	0	0	0	0	0			
J. Fannin rf	2	0	1	0	1	1	0	0			Ellie Cooper 2b	3	0	0	0	1	1	0	2			
K. Duran c	2	0	0	0	2	4	0	1			Bailey Schinella rf/dp	3	0	0	0	0	0	0	0	0		
G. Zeremenko ph	1	0	0	0	1	0	0	0			Alex Kossoff lf	3	0	1	1	0	0	0	0			
A. Sills lf	3	0	0	0	1	2	0	1			Amy Szymanowski c	2	0	0	0	1	10	0	2			
S. King p	0	0	0	0	0	0	2	0			Victoria East ph	1	1	1	0	0	0	0	0			
Totals	24	0	4	0	3	11	18	7	6		Macey Cheatham c	0	0	0	0	0	2	0	0			
											Lacey Waldrop p	0	0	0	0	0	0	2	0			
											Totals	24	3	8	3	3	3	21	4			

Score by Innings

	1	2	3	4	5	6	7	R	H	E
Pitt	0	0	0	0	0	0	0	0	4	0
Florida State	0	0	0	1	1	1	X	3	8	0

DP - Seminoles 1. LOB - Panthers 6; Seminoles 8. 2B - East, V.(6). HBP - Warren, J.. SF - Powers, A.(3).

Pitt	ip	h	r	er	bb	so	ab	bf	np	Florida State	ip	h	r	er	bb	so	ab	bf	np
S. King	6.0	8	3	3	3	24	29	98		Lacey Waldrop	7.0	4	0	0	3	11	24	27	109

Win - Waldrop, L. (20-3). Loss - S. King (14-5). Save - None.
 WP - S. King 3(11); Waldrop, L.(21). HBP - by S. King (Warren, J.). Pitches/strikes: S. King 98/55; Waldrop, L. 109/74.

Umpires - HP: Duine Henry 1B: Anthony Small 3B: Rickie Sexton
 Start: 12:00 pm Time: 1:45 Attendance: 240

2015 Florida State Softball
Florida A&M at #11 Florida State
 Apr 01, 2015 at Tallahassee, Fla. (JoAnne Graf Field)

Florida A&M 0 (8-30)											Florida State 11 (31-8)											
Player	ab	r	h	rbi	bb	so	po	a	lob		Player	ab	r	h	rbi	bb	so	po	a	lob		
IRVIS,Tashayla lf	3	0	0	0	1	2	0	0			Jessica Warren 3b	3	1	1	1	1	0	0	1	0		
NATHAN,Jessica dp/ss	3	0	0	0	2	0	1	0			Morgan Klaveemann cf	3	1	1	1	1	0	0	0	0		
FULLWOOD,Amb(2)	3	0	0	0	3	2	2	2			Maddie O'Brien ss	1	1	0	0	3	0	0	0	0		
ANDERSON,Denise c	2	0	0	0	2	1	1	0			Bella D'Errico pr	0	0	0	0	0	0	0	0	0		
McBRIDE,Miesha 1b	2	0	1	0	0	1	4	0			Alex Powers 1b	3	1	0	0	1	0	3	0	1		
LEWIS,Naesha pr	0	0	0	0	0	0	0	0			Victoria Daddis dp	3	2	2	4	1	0	0	0	0		
ANDERSON,Toni 1b	0	0	0	0	0	1	0	0			Lauren Harris pr/rf	0	1	0	0	0	0	0	0	0		
BURSE,Veronica p/dp	2	0	0	0	2	0	0	0			Ellie Cooper 2b	3	2	2	1	0	0	1	1	2		
WEAVER,Amanda rf	2	0	0	0	2	0	0	1			Bailey Schinella rf/dp	3	0	1	1	0	0	0	0	0		
WEAVER,Alyssa 2b	2	0	1	0	0	2	2	0			Alex Kossoff lf	3	2	2	2	0	0	0	0	1		
MOSELEY,Raven 3b	1	0	0	0	1	1	0	0			Macey Cheatham c	1	0	0	1	0	11	1	0			
FARRIS,Whitney cf	0	0	0	0	0	3	1	0			Amy Szymanowski c	1	0	0	0	0	3	0	0			
Totals	20	0	2	0	0	14	16	7	3		Jessica Burroughs p	0	0	0	0	0	0	0	0			
											Totals	24	11	9	11	7	1	18	3			

Score by Innings

	1	2	3	4	5	6	R	H	E
Florida A&M	0	0	0	0	0	0	0	2	3
Florida State	0	3	0	1	2	5	11	9	0

Note: 1 out, 0 runners LOB when the game ended.

E - FULLWOOD,Amb(2); MOSELEY,Rave(1); FARRIS,Whitn(2). LOB - Rattlers 3; Seminoles 5. 3B - Cooper, E.(1). HR - Warren, J.(10); Daddis, V.(3). HBP - MOSELEY,Rave. SF - Cheatham, M.(1). SB - Klaveemann M(11); Cooper, E.(5).

Florida A&M	ip	h	r	er	bb	so	ab	bf	np	Florida State	ip	h	r	er	bb	so	ab	bf	np
BURSE,Veronica	5.0	7	6	4	4	1	21	26	95	Jessica Burroughs	6.0	2	0	0	0	14	20	21	89
FULLWOOD,Amb	0.1	2	5	5	3	0	3	6	23										

Win - Burroughs, J (11-5). Loss - BURSE,Veroni (3-14). Save - None.
 WP - FULLWOOD,Amb(1). HBP - by Burroughs, J (MOSELEY,Rave). Pitches/strikes: BURSE,Veroni 95/47; FULLWOOD,Amb 23/5; Burroughs, J 89/64.

Umpires - HP: Lee Folsom 1B: Ernest Campbell 3B: Jason Williams
 Start: 6:03 pm Time: 1:50 Attendance: 296

2015 Florida State Softball
#8 Florida State at NC State (Game 1)
 Apr 03, 2015 at Raleigh, N.C. (Dail Stadium)

Florida State 6 (32-8,12-1 ACC)											NC State 5 (21-14,6-4 ACC)											
Player	ab	r	h	rbi	bb	so	po	a	lob		Player	ab	r	h	rbi	bb	so	po	a	lob		
Jessica Warren 3b	2	1	1	0	0	0	1	2	0		Renada Davis ss	4	1	3	4	0	0	1	1	0		
Morgan Klaveemann cf	4	1	2	1	1	2	0	0			Alyssa Compton 2b	3	0	0	0	1	1	1	3	0		
Maddie O'Brien ss	1	1	0	1	0	1	0	2			Molly Hutchinson c	3	0	0	0	1	2	9	0	3		
Alex Powers 1b	4	1	1	0	0	6	0	3			Macaulay Prickett pr	0	0	0	0	0	0	0	0	0		
Victoria Daddis dp	3	0	0	0	3	0	0	3			Tyler Ross lf	4	0	0	0	2	1	0	1			
Korina Rosario rf	1	0	0	0	1	0	0	0			Naggie Hawkins 1b	2	1	0	0	1	1	7	0	0		
Ellie Cooper 2b	4	0	1	0	1	0	1	0			Meredith Burroughs dp	2	1	0	0	1	0	0	1			
Bailey Schinella rf/dp	4	0	1	2	0	0	0	0			Sara Lippard rf	3	1	1	0	0	0	0	0	0		
Alex Kossoff lf	2	1	1	0	2	0	2	0			Hannah Yeager cf											

1981 & 1982 AIAW NATIONAL CHAMPIONS • 28 NCAA APPEARANCES

2015 BOX SCORES

2015 Florida State Softball
#8 Florida State at NC State (Game 2)
Apr 03, 2015 at Raleigh, N.C. (Dail Stadium)

Florida State 10 (33-8,13-1 ACC)											NC State 1 (21-15,6-5 ACC)										
Player	ab	r	h	rbi	bb	so	po	a	lob		Player	ab	r	h	rbi	bb	so	po	a	lob	
Jessica Warren 3b	3	1	2	1	0	0	0	0	0		Renada Davis ss	1	0	0	0	2	0	3	4	1	
Morgan Klaveemann cf	4	2	1	0	0	1	0	2		Lana Van Dyken 3b	3	1	0	0	1	0	2	0			
Maddie O'Brien ss	2	1	2	2	1	0	1	3	0	Molly Hutchison c/dp	3	0	0	0	0	0	2	2	1		
Bella D'Errico pr	0	1	0	0	0	0	0	0		Tyler Ross lf	2	0	1	1	1	0	0	0	0		
Alex Powers 1b	3	1	2	2	0	0	4	0	1	Meredith Burroughs dp/lb	3	0	2	0	0	1	2	0	1		
Korina Rosario pr/ff	0	1	0	0	0	0	0	0		Maggie Hawkins 1b/c	3	0	0	0	0	0	7	0	2		
Ellie Cooper 2b	3	0	0	0	1	0	2	3	0	Sara Lippard rf	2	0	0	0	0	2	0	1	0		
Bailey Schinella dp	3	0	2	3	1	0	0	0	0	Harli Hubbard p	0	0	0	0	0	0	0	0	0		
Katie Baker pr	0	1	0	0	0	0	0	0		Hannah Yeager cf	2	0	0	0	0	0	2	0	0		
Victoria East rf/lb	4	0	2	0	0	0	5	0	3	Alyssa Compton 2b	1	0	0	0	1	0	2	3	0		
Alex Kossoff lf	4	1	1	0	1	2	0	0		Emily Weiman p	0	0	0	0	0	0	0	3	0		
Macey Cheatham c	1	1	0	0	0	1	3	1	0	Courtney Mirabella p/ff	0	0	0	0	0	0	0	0	0		
Victoria Daddis ph	1	0	0	0	1	0	0	0		Totals	20	1	3	1	4	4	18	15	5		
Amy Szymanski ph/c	1	0	0	0	1	0	0	1	0												
Jessica Burroughs p	0	0	0	0	0	0	1	0	0												
Totals	29	10	12	9	3	4	18	8	8												

Score by Innings

	1	2	3	4	5	6	R	H	E
Florida State	0	0	3	4	0	3	10	12	0
NC State	1	0	0	0	0	0	1	3	1

E - Van Dyken(9). DP - Seminoles 1. LOB - Seminoles 8; Wolfpack 5. 2B - Warren, J.(9); Powers, A. 2(10); Schinella, B.(6). HR - O'Brien, M.(6). HBP - Warren, J.; O'Brien, M.; Powers, A. SH - Cheatham, M.(5). SB - Kossoff, A.(6).

Florida State											NC State											
ip	h	r	er	bb	so	ab	bf	np			ip	h	r	er	bb	so	ab	bf	np			
Jessica Burroughs	6.0	3	1	1	4	4	20	24	97		Emily Weiman	3.2	8	7	3	2	19	23	78			
											Courtney Mirabella	1.1	2	0	0	1	5	6	22			
											Harli Hubbard	1.0	2	3	3	0	1	5	7	21		

Win - Burroughs, J (12-5). Loss - Weiman (16-10). Save - None.
 WP - Burroughs, J(10); Weiman(6). HBP - by Mirabella (Warren, J.); by Hubbard (O'Brien, M.); by Hubbard (Powers, A.). PB - Cheatham, M.(7). Pitches/strikes: Burroughs, J 97/54; Weiman 78/46; Mirabella 22/14; Hubbard 21/12.

Umpires - HP: Brad Tittrington 1B: Robert Guest 3B: Rodney Graves
 Start: 8:05 pm Time: 1:59 Attendance: 432

2015 Florida State Softball
#3 Florida at #8 Florida State
Apr 08, 2015 at Tallahassee, Fla. (JoAnne Graf Field)

Florida 5 (37-4)											Florida State 1 (33-10)										
Player	ab	r	h	rbi	bb	so	po	a	lob		Player	ab	r	h	rbi	bb	so	po	a	lob	
Kelsey Stewart 2b	4	1	1	0	1	1	4	0	5	Maddie O'Brien ss	3	0	0	0	1	1	1	2	2		
Nicole DeWitt lf	3	1	3	1	0	0	1	0	0	Morgan Klaveemann cf	3	0	1	1	0	0	1	0	0		
Jessica Damico lf	0	0	0	0	0	0	0	0		Alex Powers 1b	3	0	1	0	0	2	8	0	0		
Kirsti Merritt cf	3	0	0	0	2	0	0	0		Bella D'Errico pr	0	0	0	0	0	0	0	0	0		
Kayli Kvistad 1b	2	0	0	0	1	0	0	0	2	Bailey Schinella p/dp	3	0	1	0	0	1	0	1	2		
Taylor Schwarz 1b	1	0	0	0	1	3	1	0		Victoria Daddis 3b	3	0	0	0	1	1	2	0	0		
Bailey Castro dp	4	2	2	2	0	1	0	0	1	Ellie Cooper 2b	3	0	1	0	0	1	0	0	0		
Lauren Haeger p	2	1	1	0	2	0	2	0		Alex Kossoff lf	2	0	0	0	0	0	2	0	1		
Francesca Martinez pr	0	0	0	0	0	0	0	0		Victoria East rf	2	1	1	0	1	0	0	0	1		
Aubree Munro c	2	0	1	1	1	7	0	0		Macey Cheatham c	1	0	0	0	0	1	8	1	0		
Chelsea Herndon ph	1	0	0	0	1	0	0	0		Rylan Harvey ph	1	0	1	0	0	0	0	0	0		
Taylor Fuller 3b	2	0	0	0	1	1	1	3		Jessica Burroughs dp/p	0	0	0	0	0	0	0	1	0		
Briana Little ph	0	0	0	0	0	0	0	0		Korina Rosario p	0	0	0	0	0	0	0	0	0		
Justine McLean rf	2	0	1	1	1	0	3	0	0	Totals	24	1	6	1	2	7	21	7	6		
Janell Wheaton ph	1	0	0	0	0	0	0	0													
Kathlyn Medina ss	0	0	0	0	0	0	2	2	0												
Totals	27	5	9	5	7	8	21	6	11												

Score by Innings

	1	2	3	4	5	6	7	R	H	E
Florida	0	2	1	1	1	0	0	5	9	0
Florida State	0	0	1	0	0	0	0	1	6	0

DP - Gators 1; Seminoles 1. LOB - Gators 11; Seminoles 6. 2B - Stewart(14); DeWitt 2(6); Munro(2); East, V.(7). HR - Castro 2(11). HBP - Little. SH - DeWitt(2); Merritt(7); Kossoff, A.(6); Cheatham, M.(6). SB - Stewart(19).

Florida											Florida State											
ip	h	r	er	bb	so	ab	bf	np			ip	h	r	er	bb	so	ab	bf	np			
Lauren Haeger	7.0	6	1	1	2	7	24	28	101		Bailey Schinella	2.0	3	2	2	2	1	7	10	42		
											Jessica Burroughs	4.1	6	3	3	5	6	18	25	103		
											Korina Rosario	0.2	0	0	0	0	1	2	2	7		

Win - Haeger (17-0). Loss - Schinella, B (0-1). Save - None.
 HBP - by Burroughs, J (Little). Pitches/strikes: Haeger 101/66; Schinella, B 42/23; Burroughs, J 103/53; Rosario, K. 7/5.

Umpires - HP: Donald Brown 1B: Nelson Rosa 3B: Robert Guest
 Start: 6:00 pm Time: 2:16 Attendance: 1685

2015 Florida State Softball
#8 Florida State at NC State
Apr 04, 2015 at Raleigh, N.C. (Dail Stadium)

Florida State 4 (33-9,13-2 ACC)											NC State 9 (22-15,7-5 ACC)										
Player	ab	r	h	rbi	bb	so	po	a	lob		Player	ab	r	h	rbi	bb	so	po	a	lob	
Jessica Warren 3b	4	1	3	3	0	0	0	1	0	Renada Davis ss	2	2	1	3	1	0	1	3	0		
Katie Baker pr/2b	0	0	0	0	0	0	0	0		Lana Van Dyken 3b	1	1	0	0	3	0	1	2	0		
Morgan Klaveemann cf	3	0	1	0	1	0	1	0	0	Molly Hutchison c	4	1	0	0	0	0	6	0	1		
Maddie O'Brien ss	4	0	1	0	0	1	3	0		Tyler Ross lf	2	1	2	1	0	0	0	0	0		
Bella D'Errico pr	0	1	0	0	0	0	0	0		Meredith Burroughs dp	3	1	1	4	0	0	0	0	1		
Alex Powers 1b	4	0	2	1	0	1	8	0	1	Maggie Hawkins 1b	3	0	0	0	0	0	8	1	0		
Korina Rosario pr/ff	0	0	0	0	0	2	0	0		Morgan Tharrington rf	2	0	0	0	2	1	0	0	0		
Bailey Schinella dp	3	0	0	0	1	1	0	0	2	Sara Lippard ph/ff	1	0	0	0	0	0	0	0	1		
Ellie Cooper 2b/3b	2	1	2	0	2	0	3	0		Macaulay Prickett cf	0	0	0	0	0	0	0	0	0		
Victoria East rf/lb	3	0	0	0	1	0	0	0		Hannah Yeager cf/ff	3	1	1	0	2	1	0	0	0		
Alex Kossoff lf	3	0	0	0	1	2	0	3		Alyssa Compton 2b	2	2	1	0	1	0	3	4	0		
Macey Cheatham c	1	1	0	0	1	0	4	0	0	Emily Weiman p	0	0	0	0	0	0	0	1	0		
Victoria Daddis ph	1	0	0	0	1	0	0	3		Totals	23	9	5	9	6	4	21	11	3		
Lacey Waldrop p	0	0	0	0	0	0	0	0													
Jessica Burroughs p	0	0	0	0	0	0	1	0													
Totals	28	4	9	4	6	4	18	8	9												

Score by Innings

	1	2	3	4	5	6	7	R	H	E
Florida State	0	3	0	0	1	0	0	4	9	2
NC State	1	0	2	0	5	1	X	9	5	0

E - Warren, J.(7); Powers, A.(8). DP - Wolfpack 2. LOB - Seminoles 9; Wolfpack 3. 2B - Powers, A.(11); Yeager(3). HR - Warren, J.(11); Davis(8); Burroughs(8). SF - Davis(2). SB - Yeager(4).

Florida State											NC State											
ip	h	r	er	bb	so	ab	bf	np			ip	h	r	er	bb	so	ab	bf	np			
Lacey Waldrop	4.1	3	6	5	4	16	20	77			Emily Weiman	7.0	9	4	4	6	4	28	34	121		
Jessica Burroughs	1.2	2	3	3	2	0	7	10	41													

Win - Weiman (17-10). Loss - Waldrop, L. (21-4). Save - None.
 PB - Cheatham, M.(8). Pitches/strikes: Waldrop, L. 77/41; Burroughs, J 41/22; Weiman 121/70.

Umpires - HP: Robert Guest 1B: Rodney Graves 3B: Brad Tittrington
 Start: 12:00 pm Time: 2:18 Attendance: 361

2015 Florida State Softball
#10 Florida State at Louisville
Apr 11, 2015 at Louisville, Ky. (Ulmer Stadium)

Florida State 0 (33-11,13-3 ACC)											Louisville 1 (24-12,12-4 ACC)										
Player	ab	r	h	rbi	bb	so	po	a	lob		Player	ab	r	h	rbi	bb	so	po	a	lob	
Maddie O'Brien ss	4	0	1	0	0	0	0	0	0	Kelsi Jones rf	3	0	0	0	0	1	0	0	2		
Morgan Klaveemann cf	0	0	0	0	3	0	0	0	0	Jordan McNary lf	2	0	0	0	0	0	1	0	0		
Bailey Schinella dp	3	0	0	0	0	0	0	0		Maryssa Becker p	3	0	1	0	0	0	0	4	0		
Korina Rosario rf	0	0	0	0	0	0	0	0		Hailey Smith 3b	3	1	0	0	0	1	0	4	0		
Jessica Warren ph	1	0	0	0	0	0	0	0		Whitney Arion ss	2	0	0	0	1	4	1	2	0		
Alex Powers 1b	1	0	0	0	2	0	10	0	1	Kayla Soles cf	2	0	0	0	1	0	0	0	0		
Victoria East rf	3	0	0	0	0	2	0	5		Brittany Sims 2b	3	0	2	1	0	0	2	2	0		
Ellie Cooper 2b	2	0	1	0	1	0	0	1		Alison Szydrowski c	2	0	0	0	1	0	3	2	1		
Alex Kossoff lf	2	0	0	0	0	1	0	0		Tiarra Sanabria 1b	2	0									



EIGHT WOMEN'S COLLEGE WORLD SERIES APPEARANCES • 13 ACC CHAMPIONSHIPS

2015 BOX SCORES

2015 Florida State Softball
#10 Florida State at Louisville
Apr 12, 2015 at Louisville, Ky. (Ulmer Stadium)

Florida State 9 (34-11,14-3 ACC)										Louisville 1 (24-13,12-4 ACC)									
Player	ab	r	h	rbi	bb	so	po	a	lob	Player	ab	r	h	rbi	bb	so	po	a	lob
Maddie O'Brien ss	4	0	0	0	1	1	2	0		Ketel Jones rf	3	0	0	0	0	1	1	0	1
Bella D'Errico pr	0	0	0	0	0	0	0	0		Jordan McNary lf	3	0	0	0	2	1	0	0	0
Morgan Klaveemann cf	5	1	3	2	0	1	1	0	1	Maryssa Becker dp	2	0	0	0	1	2	0	0	0
Ellie Cooper 2b	3	2	1	0	2	0	1	1	2	Sidney Melton pr	0	0	0	0	0	0	0	0	0
Alex Powers 1b	3	1	1	1	0	6	0	0	0	Hailey Smith 3b	3	0	0	0	1	0	4	0	0
Lauren Harris pr/lf	0	0	0	0	0	0	0	0	0	Kayla Soles cf	3	0	1	0	1	0	0	1	0
Jessica Warren dp	4	1	2	4	0	0	0	0	4	Brittany Sims 2b	2	1	0	0	1	0	3	3	0
Bailey Schinella rf	2	0	0	0	0	0	0	1		Whitney Arion ss	1	0	0	0	1	0	2	4	0
Victoria East rf/1b	2	1	2	0	0	1	0	0	0	Alison Szydowski c	2	0	0	0	2	4	0	2	0
Victoria Daddis 3b	4	2	2	0	1	0	1	0	0	Sydney Benz ph	1	0	0	0	1	0	0	0	0
Alex Kossoff lf	4	0	3	2	0	0	2	0	0	Tiarra Sanabria 1b	1	0	0	0	0	10	0	0	0
Macey Cheatham c	2	0	0	0	1	9	1	1		Brittany Duncan ph	1	0	0	0	0	0	0	0	0
Ryan Harvey ph	1	0	0	0	0	0	0	0	0	Morgan Meyer pr	0	0	0	0	0	0	0	0	0
Katie Baker pr	0	1	0	0	0	0	0	0	0	Shelby McCombs p	0	0	0	0	0	0	0	1	0
Lacey Waldrop p	0	0	0	0	0	0	1	0	0	Madi Norman p	0	0	0	0	0	0	0	0	0
Jessica Burroughs p	0	0	0	0	0	0	0	0	0	Totals	22	1	1	0	3	10	21	12	4
Totals	34	9	14	9	4	21	6	9											

Score by Innings	1	2	3	4	5	6	7	R	H	E
Florida State	0	0	2	1	2	2	2	9	14	1
Louisville	0	0	0	0	1	0	0	1	1	1

E - Cooper, E.(4); Arion(9). DP - Cardinals 1. LOB - Seminoles 9; Cardinals 4. 3B - Daddis, V.(2). HR - Warren, J.(12). HBP - Arion. SH - Cheatham, M.(7). SB - Klaveemann M(12).

Florida State	ip	h	r	er	bb	so	ab	bf	np	Louisville	ip	h	r	er	bb	so	ab	bf	np
Lacey Waldrop	4.0	1	1	0	2	6	13	16	65	Shelby McCombs	6.1	11	7	6	3	4	29	33	113
Jessica Burroughs	3.0	0	0	0	1	4	9	10	41	Madi Norman	0.2	3	2	2	1	0	5	6	22

Win - Waldrop, L. (22-5). Loss - McCombs (8-4). Save - Burroughs, J (2).
 HBP - by Waldrop, L. (Arion). Pitches/strikes: Waldrop, L. 65/43; Burroughs, J 41/27; McCombs 113/70; Norman 22/11.

Umpires - HP: Mark Thompson 1B: Jim Cooper 3B: Donald Brown
 Start: 7:02 pm Time: 2:14 Attendance: 556
 Waldrop, L. faced 2 batters in the 5th.

2015 Florida State Softball
Virginia at #10 Florida State (Game 2)
Apr 18, 2015 at Tallahassee, Fla. (JoAnne Graf Field)

Virginia 0 (15-35,4-16 ACC)										Florida State 8 (36-11,16-3 ACC)										
Player	ab	r	h	rbi	bb	so	po	a	lob	Player	ab	r	h	rbi	bb	so	po	a	lob	
Allison Davis ss	3	0	0	0	0	3	0	0	1	Morgan Klaveemann cf	1	1	1	0	2	0	0	0	0	0
Iyana Hughes cf	2	0	1	0	0	0	1	0	0	Maddie O'Brien ss	3	0	1	0	0	1	0	0	0	
Kaitlin Fitzgerald 1b	2	0	0	0	0	6	0	0	0	Bella D'Errico pr	0	1	0	0	0	0	0	0	0	
Danni Ingraham dp	2	0	0	0	2	0	0	1		Jessica Warren 3b	3	1	1	0	0	0	0	0	0	
Megan Harris lf	2	0	0	0	2	2	0	0	0	Katie Baker pr	0	1	0	0	0	0	0	0	0	
Brittany McNulla c	2	0	0	0	2	2	0	0	0	Alex Powers 1b/dp	2	1	0	0	1	2	0	1	0	
Aimee Chapdelaine p	1	0	0	0	1	1	0	4	0	Lauren Harris pr	0	1	0	0	0	0	0	0	0	
Lauren Heintzelman 3b	1	0	0	0	1	1	3	0	0	Ellie Cooper 2b	3	1	2	3	0	0	2	0	0	
Heidi Velk rf	2	0	0	0	1	0	0	2		Bailey Schinella rf	2	0	0	0	0	0	1	0	1	
McKall Miller 2b	0	0	0	0	0	2	1	0	0	Victoria East 1b	1	1	1	2	0	0	0	0	0	
Totals	17	0	1	0	2	12	14	8	4	Victoria Daddis dp	1	0	0	0	1	0	0	0	0	
										Korina Rosario pr/lf	0	0	0	0	1	0	0	0	0	
										Alex Kossoff lf	3	0	0	0	0	0	0	1	0	
										Macey Cheatham c	2	0	0	0	0	12	0	0	0	
										Ryan Harvey ph	1	0	1	0	0	0	0	0	0	
										Jessica Burroughs p	0	0	0	0	0	0	0	0	0	
										Totals	22	8	7	7	5	2	15	2	5	

Score by Innings	1	2	3	4	5	R	H	E
Virginia	0	0	0	0	0	0	1	1
Florida State	2	0	0	0	6	8	7	1

Note: 2 outs, 2 runners LOB when the game ended.

E - A. Davis(21); Burroughs, J(8). LOB - Cavaliers 4; Seminoles 5. 3B - Cooper, E.(2). SB - I. Hughes(3); Chapdelaine(7); Velk(3); Klaveemann M(14).

Virginia	ip	h	r	er	bb	so	ab	bf	np	Florida State	ip	h	r	er	bb	so	ab	bf	np
Aimee Chapdelaine	4.2	7	8	6	5	2	22	27	99	Jessica Burroughs	5.0	1	0	0	2	12	17	19	70

Win - Burroughs, J (13-5). Loss - Chapdelaine (4-3). Save - None.
 WP - Chapdelaine(7). Pitches/strikes: Chapdelaine 99/47; Burroughs, J 70/48.

Umpires - HP: Philip Freels 1B: Rodney Graves 3B: Todd Davis
 Start: 1:05 pm Time: 1:08 Attendance:

2015 Florida State Softball
Virginia at #10 Florida State (Game 1)
Apr 18, 2015 at Tallahassee, Fla. (JoAnne Graf Field)

Virginia 1 (15-34,4-15 ACC)										Florida State 9 (35-11,15-3 ACC)									
Player	ab	r	h	rbi	bb	so	po	a	lob	Player	ab	r	h	rbi	bb	so	po	a	lob
Allison Davis ss	3	1	1	0	0	2	1	0	0	Morgan Klaveemann cf	3	2	1	0	1	0	1	0	0
Iyana Hughes cf	3	0	1	0	0	0	0	0	0	Maddie O'Brien ss	4	0	0	1	0	0	1	2	2
Kaitlin Fitzgerald 1b	3	0	0	0	0	6	1	2		Jessica Warren 3b	4	1	2	2	0	0	0	3	0
Danni Ingraham dp	2	0	0	0	1	0	0	0	0	Alex Powers 1b/dp	1	2	1	0	3	0	6	0	0
Madison Labshere pr	0	0	0	0	0	0	0	0	0	Bella D'Errico pr	0	0	0	0	0	0	0	0	0
Megan Harris lf	3	0	0	0	1	4	0	0	0	Ellie Cooper 2b	4	1	2	1	0	0	1	5	0
McKall Miller 2b	2	0	1	0	1	1	3	0	0	Bailey Schinella rf	3	2	1	0	1	0	0	0	2
Brittany McNulla c	2	0	0	0	0	4	0	1		Victoria Daddis dp	2	0	1	0	0	0	0	0	0
Lauren Heintzelman 3b	2	0	0	0	1	0	3	2		Victoria East pr/1b	2	1	1	3	0	0	4	0	0
Heidi Velk rf	2	0	1	0	0	0	0	0	0	Alex Kossoff lf	3	0	1	0	0	0	0	0	0
Alex Formby p	0	0	0	0	0	0	0	0	0	Macey Cheatham c	2	0	0	0	1	5	0	1	0
Totals	22	1	4	0	2	5	16	7	5	Ryan Harvey ph	1	0	0	0	0	0	0	0	3
										Lacey Waldrop p	0	0	0	0	0	0	0	1	0
										Totals	29	9	10	7	5	2	18	11	9

Score by Innings	1	2	3	4	5	6	R	H	E
Virginia	0	0	0	0	1	0	1	4	3
Florida State	1	0	1	0	2	5	9	10	2

Note: 1 out, 1 runner LOB when the game ended.

E - M. Harris(5); M. Miller(11); Heintzelman(9); Warren, J.(8); Powers, A.(9). DP - Seminoles 2. LOB - Cavaliers 5; Seminoles 9. 2B - East, V.(8). 3B - Powers, A.(1). HR - Warren, J.(13). SB - A. Davis(4); Velk(2); Klaveemann M(13); D'Errico, B.(1); Cooper, E.(6); Kossoff, A.(7).

Virginia	ip	h	r	er	bb	so	ab	bf	np	Florida State	ip	h	r	er	bb	so	ab	bf	np
Alex Formby	5.1	10	9	6	5	2	29	34	110	Lacey Waldrop	6.0	4	1	0	2	5	22	24	81

Win - Waldrop, L. (23-5). Loss - Al. Formby (3-12). Save - None.
 PB - Cheatham, M.(9). Pitches/strikes: Al. Formby 110/58; Waldrop, L. 81/51.

Umpires - HP: Rodney Graves 1B: Todd Davis 3B: Philip Freels
 Start: 11:00 am Time: 1:35 Attendance:

2015 Florida State Softball
Virginia at #10 Florida State
Apr 19, 2015 at Tallahassee, Fla. (JoAnne Graf Field)

Virginia 0 (15-36,4-17 ACC)										Florida State 8 (37-11,17-3 ACC)										
Player	ab	r	h	rbi	bb	so	po	a	lob	Player	ab	r	h	rbi	bb	so	po	a	lob	
Allison Davis ss	2	0	0	0	0	1	2	1	0	Morgan Klaveemann cf	3	3	3	2	1	0	0	0	0	0
Iyana Hughes cf	2	0	1	0	0	0	1	0	0	Maddie O'Brien ss	3	2	2	3	1	0	0	1	0	
Kaitlin Fitzgerald 1b	2	0	0	0	0	3	0	0	0	Jessica Warren 3b	4	0	1	1	0	0	6	0	0	
Katie Park rf	2	0	1	0	0	1	0	0	0	Alex Powers 1b/dp	0	0	0	0	3	0	4	0	0	
Megan Harris lf	2	0	0	0	2	3	0	1		Ellie Cooper 2b	2	0	0	1	0	0	0	0	3	
Brittany McNulla c	2	0	0	0	1	3	0	0	0	Bailey Schinella rf	2	1	0	0	1	1	0	0	0	
Lauren Heintzelman 3b	2	0	0	0	0	0	0	1		Victoria Daddis dp	1	0	1	1	0	0	0	0	0	
Aimee Chapdelaine 2b	1	0	0	0	1	1	0	0	0	Victoria East 1b	0	1	0	0	1	0	4	0	0	
Heidi Velk dp	2	0	0	0	2	0	0	1		Alex Kossoff lf	3	0	0	0	1	0	0	0	0	
Alex Formby p	0	0	0	0	0	0	0	0	0	Lacey Waldrop p	3	0	1	1	0	1	0	1	1	
Totals	17	0	2	0	1	7	13	1	3	Bella D'Errico pr	0	1	0	0	0	0	0	0	0	

1981 & 1982 AIAW NATIONAL CHAMPIONS • 28 NCAA APPEARANCES

2015 BOX SCORES

2015 Florida State Softball
#10 Florida State at #1 Florida
Apr 22, 2015 at Gainesville, Fla. (KSP Stadium)

Florida State 0 (37-12)										Florida 5 (44-4)									
Player	ab	r	h	rbi	bb	so	po	a	lob	Player	ab	r	h	rbi	bb	so	po	a	lob
Morgan Klavevemann cf	3	0	1	0	0	0	1	0	0	Kelsey Stewart 2b	3	1	1	0	0	2	3	1	0
Maddie O'Brien ss	3	0	0	0	1	0	1	0	1	Nicole DeWitt lf	2	2	2	0	0	0	2	0	0
Jessica Warren 3b	3	0	0	0	2	0	3	0	0	Kirsti Merritt cf	2	1	1	1	0	0	4	0	0
Alex Powers 1b/dp	3	0	2	0	0	0	4	0	0	Lauren Haeger p/dp	3	0	1	3	0	1	1	1	0
Ellie Cooper 2b	3	0	1	0	0	1	3	2	0	Bailey Castro dp	3	0	0	0	1	0	0	2	0
Bailey Schinella rf	2	0	0	0	1	0	0	1	0	Aleshia Ocasio p	0	0	0	0	0	0	0	0	0
Bella D'Errico pr	0	0	0	0	0	0	0	0	0	Kayli Kvistad 1b	2	0	0	0	1	2	0	0	0
Victoria Daddis dp	1	0	0	0	1	0	0	1	0	Taylor Schwarz 1b	1	0	0	0	0	3	0	0	0
Victoria East 1b	2	0	0	0	1	4	0	1	0	Taylor Fuller 3b	2	0	0	0	1	0	1	0	0
Alex Kossoff lf	2	0	0	0	0	0	0	0	0	Janell Wheaton ph	1	0	0	0	0	0	0	0	0
Macey Cheatham c	2	0	0	0	1	6	0	0	0	Kathlyn Medina ss	2	0	1	0	0	0	1	0	0
Lacey Waldrop p	0	0	0	0	0	3	0	0	0	Briana Little ph	1	0	0	0	0	0	0	0	0
Jessica Burroughs p	0	0	0	0	0	0	0	0	0	Justine McLean rf	1	1	0	0	1	0	0	0	1
Totals	24	0	4	0	1	7	18	9	4	Aubree Munro c	0	0	0	0	0	6	1	0	0
										Totals	23	5	6	4	1	6	21	5	3

Score by Innings

	1	2	3	4	5	6	7	R	H	E
Florida State	0	0	0	0	0	0	0	0	4	1
Florida	1	0	2	0	2	0	X	5	6	0

E - Cooper, E.(5). DP - Seminoles 1; Gators 1. LOB - Seminoles 4; Gators 3. HBP - DeWitt. SH - Merritt(8). SB - Merritt(16).

Florida State	ip	h	r	er	bb	so	ab	bf	np	Florida	ip	h	r	er	bb	so	ab	bf	np
Lacey Waldrop	4.1	6	5	3	1	4	18	21	79	Lauren Haeger	5.0	4	0	0	0	4	18	18	74
Jessica Burroughs	1.2	0	0	0	0	2	5	5	23	Aleshia Ocasio	2.0	0	0	0	1	3	6	7	25

Win - Haeger (21-0). Loss - Waldrop, L. (24-6). Save - None.
 WP - Waldrop, L.(23). HBP - by Waldrop, L. (DeWitt). PB - Cheatham, M.(10). Pitches/strikes: Waldrop, L. 79/51; Burroughs, J. 23/16; Haeger 74/54; Ocasio 25/14.

Umpires - HP: Cameron Ellison 1B: Don Brown 3B: Robbie Guest
 Start: 7:02 pm Time: 1:50 Attendance: 1979

2015 Florida State Softball
#10 Florida State at Georgia Tech (Game 2)
Apr 25, 2015 at Atlanta, Ga. (Mewborn Field)

Florida State 3 (39-12,19-3 ACC)										Georgia Tech 2 (16-33,6-17 ACC)									
Player	ab	r	h	rbi	bb	so	po	a	lob	Player	ab	r	h	rbi	bb	so	po	a	lob
Morgan Klavevemann cf	4	0	1	0	0	3	3	2	0	Pierannunzi cf	2	0	2	1	2	0	1	0	0
Maddie O'Brien ss	3	1	1	1	0	1	0	0	0	Thomas, C 3b	2	0	0	0	0	0	2	0	0
Jessica Warren 3b	3	0	0	0	1	0	2	1	0	Kowalewicz ph	1	0	0	0	1	0	0	0	0
Alex Powers dp	3	0	0	0	0	0	0	2	0	Johnsky, K rf	4	0	1	0	1	1	0	5	0
Ellie Cooper 2b	3	1	2	0	0	1	0	0	0	Fullem, K 1b	3	0	0	0	1	3	0	1	0
Alex Kossoff lf	2	0	0	0	0	3	0	0	0	Sonnen, D pr	0	0	0	0	0	0	0	0	0
Lauren Harris lf	0	0	0	0	0	0	0	0	0	Ziese, C c	3	0	0	0	2	6	0	2	0
Victoria East 1b	2	0	1	0	1	5	0	0	0	Darragh, C lf	3	1	1	0	1	0	4	0	0
Korina Rosario rf	3	1	1	2	0	0	0	1	0	Taylor, M dp	3	1	1	0	1	0	0	2	0
Macey Cheatham c	2	0	0	0	1	8	1	2	0	Chisholm, K ss	3	0	2	0	0	1	2	1	0
Victoria Daddis ph	1	0	0	0	0	0	0	0	0	Lionberger 2b	1	0	0	1	2	0	4	1	1
Jessica Burroughs p	0	0	0	0	0	0	0	0	0	Biggerstaff p	0	0	0	0	0	0	1	0	0
Bailey Schinella p	0	0	0	0	0	0	0	0	0	Totals	25	2	7	2	7	6	21	5	11
Lacey Waldrop p	0	0	0	0	0	0	1	0	0										
Totals	26	3	6	3	3	6	21	6	6										

Score by Innings

	1	2	3	4	5	6	7	R	H	E
Florida State	1	0	0	2	0	0	0	3	6	1
Georgia Tech	0	0	0	2	0	0	0	2	7	0

E - O'Brien, M.(9). DP - Seminoles 1. LOB - Seminoles 6; Jackets 11. HR - O'Brien, M.(8); Rosario, K.(1). SH - Kossoff, A.(7); Thomas, C(15); Ziese, C(1). SB - Cooper, E.(7).

Florida State	ip	h	r	er	bb	so	ab	bf	np	Georgia Tech	ip	h	r	er	bb	so	ab	bf	np
Jessica Burroughs	3.1	4	2	2	4	4	13	18	81	Biggerstaff	7.0	6	3	3	3	6	26	30	112
Bailey Schinella	1.2	0	0	0	1	1	6	7	31										
Lacey Waldrop	2.0	3	0	0	2	1	6	9	41										

Win - Schinella, B (1-1). Loss - Biggerstaff (7-7). Save - Waldrop, L. (1).
 WP - Waldrop, L.(23). HBP - by Waldrop, L. (DeWitt). PB - Schinella, B 31/22; Waldrop, L. 41/26; Biggerstaff 112/70.

Umpires - HP: Cindi Brunot 1B: Nelson Rosa 3B: Jana Tidwell
 Start: 4:00 pm Time: 2:30 Attendance: 375

2015 Florida State Softball
#10 Florida State at Georgia Tech (Game 1)
Apr 25, 2015 at Atlanta, Ga. (Mewborn Field)

Florida State 2 (38-12,18-3 ACC)										Georgia Tech 1 (16-32,6-16 ACC)									
Player	ab	r	h	rbi	bb	so	po	a	lob	Player	ab	r	h	rbi	bb	so	po	a	lob
Morgan Klavevemann cf	4	0	1	0	0	0	1	0	2	Pierannunzi cf	4	1	2	1	0	0	0	0	0
Maddie O'Brien ss	2	0	0	0	2	1	1	3	0	Thomas, C 3b	4	0	1	0	0	0	1	2	4
Jessica Warren 3b	3	0	0	0	0	0	1	1	0	Johnsky, K rf	4	0	0	0	1	0	0	1	0
Alex Powers 1b/dp	2	0	0	0	2	2	8	0	0	Fullem, K 1b	4	0	0	0	1	6	1	0	0
Bella D'Errico pr	0	1	0	0	0	0	0	0	0	Ziese, C dp/c	3	0	0	0	1	5	1	0	0
Ellie Cooper 2b	4	0	0	0	0	1	2	0	0	Darragh, C lf	3	0	0	0	1	4	1	2	0
Bailey Schinella rf	1	0	0	0	0	1	0	0	0	Chisholm, K ss	2	0	0	0	1	1	2	3	0
Victoria East rf/1b	3	0	1	0	2	3	0	2	0	Coffey, C c	1	0	0	0	0	4	1	0	0
Victoria Daddis dp	2	0	0	0	1	1	0	0	1	Taylor, M dp	2	0	0	0	1	0	0	0	0
Lauren Harris rf	1	0	1	0	0	0	0	0	0	Lionberger 2b	2	0	2	1	0	2	1	0	0
Alex Kossoff lf	1	1	0	0	2	0	1	0	0	Kleinschmidt p	0	0	0	0	0	0	2	0	0
Macey Cheatham c	1	0	0	0	1	8	1	0	0	Totals	29	1	5	1	3	6	24	12	7
Ryan Harvey ph	1	0	0	0	1	0	0	0	0										
Lacey Waldrop p	0	0	0	0	0	1	6	0	0										
Totals	25	2	3	1	7	9	24	12	8										

Score by Innings

	1	2	3	4	5	6	7	R	H	E	
Florida State	0	0	0	0	0	0	1	1	2	3	0
Georgia Tech	1	0	0	0	0	0	0	0	1	5	0

LOB - Seminoles 8; Jackets 7. HR - Pierannunzi(4). HBP - Warren, J.. SH - Cheatham, M.(8). SB - D'Errico, B.(2). CS - Harris, L.(1).

Florida State	ip	h	r	er	bb	so	ab	bf	np	Georgia Tech	ip	h	r	er	bb	so	ab	bf	np
Lacey Waldrop	8.0	5	1	1	3	6	29	32	111	Kleinschmidt	8.0	3	2	2	7	9	25	34	142

Win - Waldrop, L. (25-6). Loss - Kleinschmidt (6-21). Save - None.
 WP - Kleinschmidt 3(21). HBP - by Kleinschmidt (Warren, J.). Pitches/strikes: Waldrop, L. 111/76; Kleinschmidt 142/79.

Umpires - HP: Jana Tidwell 1B: Cindi Brunot 3B: Nelson Rosa
 Start: 1:15 pm Time: 2:02 Attendance: 427

2015 Florida State Softball
#10 Florida State at Georgia Tech
Apr 26, 2015 at Atlanta, Ga. (Mewborn Field)

Florida State 8 (40-12,20-3 ACC)										Georgia Tech 1 (16-34,6-18 ACC)									
Player	ab	r	h	rbi	bb	so	po	a	lob	Player	ab	r	h	rbi	bb	so	po	a	lob
Morgan Klavevemann cf	4	2	2	1	0	0	1	0	1	Pierannunzi cf	2	0	0	0	1	1	0	0	0
Maddie O'Brien ss	4	0	0	0	0	1	0	4	0	Thomas, C 3b	3	0	1	0	0	1	0	2	1
Jessica Warren 3b	3	3	3	1	0	1	0	0	0	Johnsky, K rf	3	0	0	0	0	2	0	1	0
Alex Powers 1b	3	0	0	0	1	11	0	0	0	Fullem, K 1b	3	0	0	0	0	2	0	1	0
Bella D'Errico pr	0	1	0	0	0	0	0	0	0	Ziese, C c	3	0	0	0	0	8	1	0	0
Ellie Cooper 2b	3	0	2	2	1	0	0	2	0	Darragh, C lf	2	0	0	0	1	2	2	1	0
Alex Kossoff lf	2	0	0	0	1	1	0	0	0	Taylor, M dp	3	0	0	0	0	0	0	1	0
Bailey Schinella dp	4	0	2	1	0	0	0	2	0	Chisholm, K ss	3	0	0	0	1	3	2	0	0
Lauren Harris pr	0	0	0	0	0	0	0	0	0	Lionberger 2b	2	1	2	1	0	0	3	0	0
Korina Rosario rf	2	1	0	0	1	2	1	0	1	Kleinschmidt p	0	0	0	0	0	0	0	0	0
Macey Cheatham c	2	1	1	0	1	5	0	0	0	Biggerstaff p	0	0	0	0	0	0	0	0	0
Victoria Daddis ph	1	0	0	0	1	0	0	0	0	Anderson, E p	0	0	0	0	0	0	0	0	0
Sienna Surber c	0	0	0	0	0	0	0	0	0	Totals	24	1	3	1	2	5	21	6	4
Jessica Burroughs p	0	0	0	0	0	0	1	2	0										
Lacey Waldrop p	0	0	0	0	0	0	2	0	0										
Totals	28	8	10	7	5	7</													



EIGHT WOMEN'S COLLEGE WORLD SERIES APPEARANCES • 13 ACC CHAMPIONSHIPS

2015 BOX SCORES

2015 Florida State Softball
#10 Florida State at Georgia State
 Apr 27, 2015 at Atlanta, Ga. (Bob Heck Field)

Florida State 6 (41-12)

Player	ab	r	h	rbi	bb	so	po	a	lob
Morgan Klaveemann cf	4	1	2	0	0	0	2	0	0
Maddie O'Brien ss	3	1	2	1	0	1	3	0	0
Jessica Warren 3b	3	1	1	3	1	0	7	0	0
Alex Powers 1b	4	0	0	0	0	13	0	2	0
Ellie Cooper 2b	3	0	0	0	0	2	2	0	0
Alex Kossoff lf	3	0	1	0	0	1	1	0	0
Bailey Schinella dp	2	0	1	0	0	1	0	0	1
Lauren Harris pr	0	1	0	0	0	0	0	0	0
Korina Rosario rf	2	0	0	0	2	1	0	1	0
Macey Cheatham c	2	2	1	0	0	1	0	0	0
Victoria Daddis ph	1	0	1	0	0	0	0	0	0
Sienna Surber c	0	0	0	0	0	0	0	0	0
Lacey Waldrop p	0	0	0	0	0	0	2	0	0
Totals	27	6	8	5	3	21	14	4	

Score by Innings	1	2	3	4	5	6	7	R	H	E
Florida State	0	0	0	2	3	0	1	6	8	1
Georgia State	1	0	0	0	0	0	2	3	3	0

E - Powers, A.(10). DP - Seminoles 1; Panthers 1. LOB - Seminoles 4; Panthers 5. 2B - Cheatham, M.(1). HR - Warren, J.(16). SH - Rosario, K.(2); Christy, A. 2(12).

Florida State	ip	h	r	er	bb	so	ab	bf	np
Lacey Waldrop	7.0	3	3	2	5	1	22	29	101

Win - Waldrop, L. (26-6). Loss - Thorpe, T. (16-5). Save - None.
 WP - Waldrop, L. 2(26); Worley, K.(11). PB - Surber, S. 2(2); Scarpantonio(1). Pitches/strikes: Waldrop, L. 101/57;
 Thorpe, T. 55/34; Worley, K. 52/30.

Umpires - HP: Jamie Naramore 1B: Roger Pots 3B: James Gordon
 Start: 3:00 pm Time: 1:50 Attendance: 121

Georgia State 3 (32-20)

Player	ab	r	h	rbi	bb	so	po	a	lob
Anderson, Taylor ss	1	1	1	1	3	0	1	6	0
Christy, Ashley cf	2	0	0	0	0	0	2	0	2
Drake, Ivie c	3	0	0	0	0	1	3	0	1
Scarpantonio, Taylor c	0	0	0	0	0	0	0	0	0
Coleman, Lauren 1b	3	0	1	1	0	0	11	0	1
Alford, Callie 3b	3	0	0	0	0	0	0	1	1
Litumbe, Megan rf	2	0	0	0	1	0	0	0	0
Skalski, Brenna pr	0	1	0	0	0	0	0	0	0
Blackwell, Mandy lf	3	0	0	0	0	0	4	0	0
Caldwell, Kensey 2b	3	1	1	0	0	0	2	0	0
Brown, Morgan dp	2	0	0	0	1	0	0	0	0
Thorpe, Taylor p	0	0	0	0	0	0	2	0	0
Worley, Katie p	0	0	0	0	0	0	0	0	0
Totals	22	3	3	2	5	1	21	11	5

Score by Innings	1	2	3	4	5	6	7	R	H	E
Florida State	0	0	0	2	3	0	1	6	8	1
Georgia State	1	0	0	0	0	0	2	3	3	0

E - Powers, A.(10). DP - Seminoles 1; Panthers 1. LOB - Seminoles 4; Panthers 5. 2B - Cheatham, M.(1). HR - Warren, J.(16). SH - Rosario, K.(2); Christy, A. 2(12).

Georgia State	ip	h	r	er	bb	so	ab	bf	np
Thorpe, Taylor	4.1	7	5	5	1	1	18	20	55
Worley, Katie	2.2	1	1	0	2	2	9	11	52

Win - Waldrop, L. (26-6). Loss - Thorpe, T. (16-5). Save - None.
 WP - Waldrop, L. 2(26); Worley, K.(11). PB - Surber, S. 2(2); Scarpantonio(1). Pitches/strikes: Waldrop, L. 101/57;
 Thorpe, T. 55/34; Worley, K. 52/30.

Umpires - HP: Jamie Naramore 1B: Roger Pots 3B: James Gordon
 Start: 3:00 pm Time: 1:50 Attendance: 121

2015 Florida State Softball
Boston College vs #10 Florida State
 May 07, 2015 at Blacksburg, VA (Tech Softball Park)

Boston College 2 (27-24)

Player	ab	r	h	rbi	bb	so	po	a	lob
Megan Cooley cf	3	0	0	0	0	3	0	0	2
Jessie Daulton ss	3	0	0	0	0	1	2	1	0
Annie Murphy lf	3	0	0	0	2	1	0	0	0
Tatiana Cortez 3b	3	0	2	0	0	1	0	4	0
Taylor Michalski pr	0	1	0	0	0	0	0	0	0
Chloe Sharabba 2b	3	1	2	2	0	1	3	0	0
Jordan Chimento c	3	0	1	0	0	1	6	2	0
Annie Sommers pr	0	0	0	0	0	0	0	0	0
Taylor Coronoes rf	2	0	0	0	1	2	2	0	0
Madison Paulson 1b	2	0	0	0	2	3	0	0	0
Jordan Weed 1b	0	0	0	0	0	0	1	0	0
Chelsea Dimon ph	1	0	0	0	0	1	0	0	0
Chloe Duboc dp	2	0	0	0	1	1	0	2	0
Allyson Frei p	0	0	0	0	0	0	0	0	0
Jessica Dreswick p	0	0	0	0	0	0	0	0	0
Totals	25	2	5	2	2	14	18	9	4

Score by Innings	1	2	3	4	5	6	7	R	H	E
Boston College	0	0	0	0	2	0	0	2	5	2
Florida State	0	0	0	3	1	0	X	4	7	0

E - SHARABBA(10); PAULSON(10). DP - Seminoles 1. LOB - Eagles 4; Seminoles 8. 2B - CHIMENTO(8); Schinella, B(8). HR - SHARABBA(3). HBP - Warren, J. SH - Cooper, E.(7). SB - Kossoff, A.(8).

Boston College	ip	h	r	er	bb	so	ab	bf	np
Allyson Frei	5.0	7	4	3	4	6	20	26	113
Jessica Dreswick	1.0	0	0	0	1	0	3	4	16

Win - Waldrop, L. (28-6). Loss - FREI (19-15). Save - Burroughs, J (3).
 WP - Waldrop, L. 2(29). HBP - by FREI (Warren, J.). Pitches/strikes: FREI 113/68; DRESWICK 16/10; Waldrop, L. 50/37; Burroughs, J 57/39.

Umpires - HP: Bill Gomoluch 1B: Christie Cornwell 3B: Craig Hyde
 Start: 11:05 am Time: 2:09 Attendance: 507

Weather: 70; partly cloudy and humid
 Waldrop, L. faced 3 batters in the 5th.

Florida State 4 (43-12)

Player	ab	r	h	rbi	bb	so	po	a	lob
Morgan Klaveemann cf	4	0	2	0	0	1	2	0	2
Maddie O'Brien ss	3	1	1	0	1	1	0	1	0
Jessica Warren 3b	3	1	1	0	0	0	0	2	1
Alex Powers 1b/dp	0	0	0	0	0	3	4	0	0
Bella D'Errico pr	0	1	0	0	0	0	0	0	0
Ellie Cooper 2b	2	1	0	0	0	0	1	2	0
Bailey Schinella dp/lf	3	0	2	3	0	0	0	0	0
Korina Rosario pr/rf	0	0	0	0	0	0	0	0	0
Alex Kossoff lf/rf	2	0	1	0	1	0	0	0	0
Victoria East rf/1b	2	0	0	0	0	1	0	0	0
Victoria Daddis ph/dp	1	0	0	0	0	1	0	0	3
Lauren Harris rf	0	0	0	0	0	0	0	0	0
Macey Cheatham c	2	0	0	0	0	1	14	0	0
Ryland Harvey ph	1	0	0	0	0	1	0	0	0
Lacey Waldrop p	0	0	0	0	0	0	1	0	0
Jessica Burroughs p	0	0	0	0	0	0	0	0	0
Totals	23	4	7	3	5	6	21	5	8

Score by Innings	1	2	3	4	5	6	7	R	H	E
NC State	3	0	0	0	1	0	0	4	11	4
Florida State	0	1	0	3	2	5	X	11	9	0

E - Van Dyken(13); Hawkins M. 2(7); Compton(10). DP - Wolfpack 1. LOB - Wolfpack 7; Seminoles 4. 2B - Hutchison(4); Van Dyken 2(9); Schinella, B(9); Powers, A.(12). 3B - Klaveemann M(3). HR - Ross(14); O'Brien, M.(11); Daddis, V.(4). SH - Cooper, E.(8); Cheatham, M.(9). SF - Cooper, E.(2). SB - Davis(9).

NC State	ip	h	r	er	bb	so	ab	bf	np
Emily Weiman	5.0	7	10	8	3	4	24	29	114
Courtney Mirabella	1.0	2	1	1	0	0	3	4	13

Win - Burroughs, J (15-5). Loss - Weiman (28-15). Save - None.
 WP - Weiman(11); Burroughs, J(11). PB - Hutchison(8); Cheatham, M.(11). Pitches/strikes: Weiman 114/67; Mirabella 13/9; Waldrop, L. 30/20; Burroughs, J 105/69.

Umpires - HP: Craig Hyde 1B: Jim Cooper 3B: Bob Selz
 Start: 1:05 PM Time: 2:38 Attendance: 634

Weather: 76; partly cloudy and warm
 Game notes:
 ACC Softball Championship Semifinal #1
 Weiman faced 4 batters in the 6th.

2015 Florida State Softball
#9 Florida State at North Florida
 May 03, 2015 at Jacksonville, Fla. (UNF Softball Stadium)

Florida State 15 (42-12)

Player	ab	r	h	rbi	bb	so	po	a	lob
Morgan Klaveemann cf	3	2	2	1	0	0	0	0	0
Lauren Harris ph/cf	1	0	0	0	0	0	0	0	0
Maddie O'Brien ss	4	3	3	5	0	0	1	3	1
Jessica Warren 3b	3	2	2	1	0	2	2	0	0
Alex Powers 1b	2	0	0	0	1	1	0	0	0
Victoria East 1b	2	0	0	0	0	5	0	1	0
Ellie Cooper 2b	1	2	1	1	0	0	0	0	0
Katie Baker ph/2b	2	0	0	0	0	1	0	0	0
Bailey Schinella rf	3	1	1	0	1	0	0	0	0
Korina Rosario pr/rf	1	0	1	0	0	0	0	0	0
Alex Kossoff lf	3	2	3	2	0	0	0	0	0
Bella D'Errico lf	1	0	0	0	0	0	0	0	0
Victoria Daddis dp/c	3	1	0	1	0	1	0	0	3
Macey Cheatham c/dp	1	1	0	0	1	0	6	0	0
Ryland Harvey ph	1	1	1	2	0	0	0	0	0
Jessica Burroughs p	0	0	0	0	0	0	0	0	0
Lacey Waldrop p/rf	0	0	0	0	0	0	1	0	0
Totals	31	15	14	13	2	4	15	6	5

Score by Innings	1	2	3	4	5	6	7	R	H	E
Florida State	7	7	0	1	0	15	14	1		
North Florida	0	0	0	1	0	1	2	2		

E - O'Brien, M.(10); WILSON(15); ARCIOLA(7). LOB - Seminoles 5; Ospreys 2. 2B - Warren, J.(10); Cooper, E.(7); Harvey, R.(1); DUNCAN(15). HR - O'Brien, M. 2(10). HBP - Warren, J.; Daddis, V..

Florida State	ip	h	r	er	bb	so	ab	bf	np
Jessica Burroughs	2.0	1	0	0	4	8			

1981 & 1982 AIAW NATIONAL CHAMPIONS • 28 NCAA APPEARANCES

2015 BOX SCORES

**2015 Florida State Softball
Pitt vs #10 Florida State
May 09, 2015 at Blacksburg, VA (Tech Softball Park)**

Pitt 2 (35-20)											Florida State 6 (45-12)										
Player	ab	r	h	rbi	bb	so	po	a	lob		Player	ab	r	h	rbi	bb	so	po	a	lob	
S. Rickett 3b	4	0	0	0	3	3	3	0			Morgan Klaveemann cf	4	2	2	0	0	0	1	0	0	
M. Sevilla 2b	3	1	1	0	1	0	1	2			Maddie O'Brien ss	1	0	0	1	2	0	0	1	1	
J. Modic dp	3	0	0	0	1	0	0	0			Bailey Schinella dp/rf	3	0	0	0	1	0	0	0	0	
M. Choe pr	0	1	0	0	0	0	0	0			Lauren Harris rf	0	0	0	0	0	0	1	0	0	
M. Taylor ss	2	0	1	2	1	2	1	0			Alex Powers 1b	2	0	1	1	0	3	0	0		
C. Thea cf	2	0	0	0	0	2	0	2			Ellie Cooper 2b	3	0	0	0	0	0	1	2		
K. Manuel 1b	3	0	0	0	1	7	0	2			Victoria Daddis 3b	1	1	0	0	2	0	3	0	2	
J. Fannin rf	3	0	2	0	0	1	0	0			Bella D'Errico pr	0	0	0	0	0	0	0	0	0	
K. Duran c	3	0	0	0	3	1	0	0			Alex Kossoff lf	1	2	1	0	2	0	3	0	0	
A. Sills lf	3	0	0	0	0	1	0	1			Victoria East rf/dp	2	1	1	1	0	0	0	0	0	
S. King p	0	0	0	0	0	0	0	0			Jessica Warren ph	1	0	1	2	0	0	0	0	0	
K. Harris p	0	0	0	0	0	0	0	0			Macey Cheatham c	1	0	0	0	0	1	9	1	0	
Totals	26	2	4	2	2	9	18	7	7		Rylan Harvey ph	1	0	0	0	0	0	0	0	1	
											Lacey Waldrop p	0	0	0	0	0	0	1	0	0	
											Jessica Burroughs p	0	0	0	0	0	0	0	0	0	
											Totals	20	6	6	5	8	1	21	3	6	

Score by Innings	1	2	3	4	5	6	7	R	H	E
Pitt	0	0	2	0	0	0	0	2	4	2
Florida State	1	1	0	0	4	X	6	6	2	

E - K. Duran(2); A. Sills(4); Daddis, V.(3); Waldrop, L.(4). DP - Panthers 2. LOB - Panthers 7; Seminoles 6. 2B - M. Taylor(12). 3B - Kossoff, A.(3). HBP - J. Modic. SH - C. Thea(8); Cheatham, M.(10). SF - O'Brien, M.(3). SB - D'Errico, B.(3).

Pitt	ip	h	r	er	bb	so	ab	bf	np	Florida State	ip	h	r	er	bb	so	ab	bf	np
S. King	4.0	4	2	2	3	1	15	18	69	Jessica Waldrop	2.1	3	2	1	2	3	11	13	51
K. Harris	2.0	2	4	3	5	0	5	12	50	Jessica Burroughs	4.2	1	0	0	0	6	15	17	68

Win - Burroughs, J (16-5). Loss - K. Harris (11-13). Save - None.
WP - Waldrop, L. 2(31). HBP - by Burroughs, J (J. Modic). Pitches/strikes: S. King 69/31; K. Harris 50/21; Waldrop, L. 51/29; Burroughs, J 68/50.

Umpires - HP: Jim Cooper 1B: Bill Gomoluch 3B: Craig Hyde
Start: 1:04 PM Time: 2:16 Attendance: 873
Weather: 73; partly cloudy and lovely
Game notes:
ACC Softball Championship Game

**2015 Florida State Softball
#13 UCF at #9 Florida State
May 16, 2015 at Tallahassee, Fla. (JoAnne Graf Field)**

UCF 1 (49-8)											Florida State 2 (47-12)										
Player	ab	r	h	rbi	bb	so	po	a	lob		Player	ab	r	h	rbi	bb	so	po	a	lob	
GOODMAN, Linnea lf	3	0	0	0	0	0	0	0	0		Morgan Klaveemann cf	4	0	1	0	0	2	0	0	2	
NOVAK, Kahley 2b	3	0	1	0	0	0	3	4	0		Maddie O'Brien ss	2	1	1	1	2	0	2	1	0	
SULLIVAN, Farrah 3b	3	1	1	0	2	1	2	1			Jessica Warren 3b	4	0	1	0	4	0	2	1	0	
UVARI, Jessica dp	3	0	1	0	0	0	0	0			Alex Powers 1b/dp	4	0	1	1	0	1	4	0	3	
FOSTER, Kirsten pr	0	0	0	0	0	0	0	0			Ellie Cooper 2b	3	0	1	0	0	0	0	2	2	
SOLIS, Brittany ss	1	0	0	2	0	0	0	0			Bailey Schinella rf/p	1	0	0	0	0	0	0	0	0	
CENAL, Kalyin 1b	3	0	0	0	2	7	0	0			Alex Kossoff lf	2	0	0	1	1	3	0	0		
GREENWELL, Megan pr	0	0	0	0	0	0	0	0			Victoria Daddis dp/c	2	0	0	0	1	1	2	0	1	
McCLOSKEY, Samantha c	2	0	0	1	2	6	0	1			Bella D'Errico pr	0	0	0	0	0	0	0	0	0	
KALINEN, Willow rf	2	0	0	0	0	0	0	0			Macey Cheatham c	1	0	0	0	0	0	7	1	0	
ROTTON, Courtney ph	1	0	0	0	1	0	0	0			Rylan Harvey ph	1	0	0	0	1	0	0	0	2	
SCHROEDER, Maddy cf	3	0	0	0	0	1	0	3			Victoria East ph/1b	0	0	0	0	1	0	1	0	0	
TURNIER, Shelby p	0	0	0	0	0	0	2	0			Jessica Burroughs p	0	0	0	0	0	0	2	0	0	
Totals	24	1	3	1	3	7	18	8	5		Korina Rosario p/rf	0	0	0	0	0	0	0	0	0	
											Totals	20	2	4	2	9	6	21	7	11	

Score by Innings	1	2	3	4	5	6	7	R	H	E
UCF	0	0	0	1	0	0	0	1	3	1
Florida State	0	0	0	0	0	0	2	2	4	2

Note: None out, 1 runner LOB when the game ended.

E - McCLOSKEY(3); Cooper, E.(6); Burroughs, J(9). DP - Knights 1. LOB - Knights 5; Seminoles 11. 3B - Powers, A.(2). HR - SULLIVAN, F.(4); O'Brien, M.(13). SH - Schinella, B.(1). SB - NOVAK, K.(42); SOLIS, B.(4). CS - GREENWELL, M(3). Reached on CI - Schinella, B.

UCF	ip	h	r	er	bb	so	ab	bf	np	Florida State	ip	h	r	er	bb	so	ab	bf	np
TURNIER, Shelby	6.0	4	2	2	9	6	20	31	151	Jessica Burroughs	6.0	2	1	1	1	6	20	21	97
										Rosario Korina	0.0	1	0	0	1	0	1	2	6
										Bailey Schinella	1.0	0	0	0	1	1	3	4	14

Win - Schinella, B (2-1). Loss - TURNIER, S. (25-7). Save - None.
WP - Burroughs, J(12); Rosario, K.(1). CI - McCLOSKEY. Pitches/strikes: TURNIER, S. 151/78; Burroughs, J 97/67; Rosario, K. 6/2; Schinella, B 14/8.

Umpires - HP: Robby Guest 1B: Calvin Walker 3B: Don Brown
Start: 10:04 am Time: 2:21 Attendance:
Rosario, K. faced 2 batters in the 7th.
TURNIER, S. faced 3 batters in the 7th.

**2015 Florida State Softball
Dartmouth at #10 Florida State
May 15, 2015 at Tallahassee, Fla. (JoAnne Graf Field)**

Dartmouth 1 (25-17)											Florida State 5 (46-12)										
Player	ab	r	h	rbi	bb	so	po	a	lob		Player	ab	r	h	rbi	bb	so	po	a	lob	
McEachern, Katie ss	3	0	1	1	1	1	1	1	0		Morgan Klaveemann cf	4	2	3	1	0	1	1	0	1	
Averitt, Megan cf	2	0	0	0	0	1	0	0			Maddie O'Brien ss	4	1	2	0	1	1	2	0		
Smith, Madison ph	1	0	0	0	0	0	0	2			Jessica Warren 3b	3	1	1	0	1	0	1	3	2	
Damore, Maddie 1b	4	0	0	0	1	4	0	1			Alex Powers 1b	2	0	1	0	1	0	8	0	0	
Chaw, Karen c	2	0	0	0	1	2	5	0			Bella D'Errico pr	0	0	0	0	0	0	0	0	0	
Rumley, Kristen p	3	0	1	0	0	0	0	2	3		Ellie Cooper 2b	3	0	1	2	0	0	2	1	0	
Miller, Kelsey 3b	1	1	0	0	2	1	1	0	0		Bailey Schinella rf/dp	3	0	0	0	0	0	0	0	3	
Madill, Chloe lf	2	0	0	0	1	1	0	0			Madill, Chloe lf	3	1	2	0	0	0	0	0	1	
Dyson, Tiffany 2b	3	0	0	0	1	2	1	2			Victoria Daddis dp	2	0	1	0	1	0	0	0	0	
Mann, Brittany rf	2	0	0	0	1	0	3	0	0		Lauren Harris pr/rf	1	0	0	0	0	0	0	0	0	
McCalmon, Morgan dp	0	0	0	0	0	0	0	0	0		Macey Cheatham c	2	0	0	0	2	7	0	0	0	
Totals	23	1	2	1	6	7	18	4	8		Victoria East ph	1	0	0	0	0	0	0	0	0	
											Lacey Waldrop p	0	0	0	0	0	0	1	0	0	
											Jessica Burroughs p	0	0	0	0	0	0	1	1	0	
											Totals	28	5	10	5	2	5	21	8	7	

Score by Innings	1	2	3	4	5	6	7	R	H	E
Dartmouth	0	0	0	1	0	0	0	1	2	0
Florida State	2	0	0	1	0	2	X	5	10	2

E - Warren, J. 2(10). DP - Seminoles 1. LOB - Big Green 8; Seminoles 7. 2B - Klaveemann M(4); Powers, A.(13). 3B - Warren, J.(3). HR - O'Brien, M.(12). SH - Averitt(4). SB - Klaveemann M(2(18)); D'Errico, B.(4); Kossoff, A.(9).

Dartmouth	ip	h	r	er	bb	so	ab	bf	np	Florida State	ip	h	r	er	bb	so	ab	bf	np
Rumley, Kristen	6.0	10	5	5	2	5	28	30	100	Lacey Waldrop	3.2	1	1	1	6	3	11	18	79
										Jessica Burroughs	3.1	1	0	0	0	4	12	12	58

Win - Burroughs, J (17-5). Loss - Rumley (15-11). Save - None.
WP - Waldrop, L. 2(33). Pitches/strikes: Rumley 100/64; Waldrop, L. 79/40; Burroughs, J 58/40.

Umpires - HP: Don Brown 1B: Bobby Shelton 3B: Calvin Walker
Start: 1:05 pm Time: 2:05 Attendance:
Game notes:
There was a weather delay of 3:42 in the bottom of the third inning.

**2015 Florida State Softball
#9 Florida State at #13 UCF
May 17, 2015 at Tallahassee, Fla. (JoAnne Graf Field)**

Florida State 5 (48-12)											UCF 0 (50-9)										
Player	ab	r	h	rbi	bb	so	po	a	lob		Player	ab	r	h	rbi	bb	so	po	a	lob	
Morgan Klaveemann cf	4	2	2	0	0	0	1	0	0		GOODMAN, Linnea lf	3	0	0	0	0	1	3	0	0	
Maddie O'Brien ss	2	1	0	0	2	1	0	0			NOVAK, Kahley 2b	3	0	1	0	0	0	2	2	0	
Jessica Warren 3b	2	0	1	3	1	0	1	2	0		SULLIVAN, Farrah 3b	3	0	0	0	0	1	1	1	0	
Alex Powers 1b/dp	2	0	0	1	0	5	0	1			UVARI, Jessica dp	3	0	1	0	0	2	0	0	0	
Bella D'Errico pr	0	0	0	0	0	0	0	0			GREENWELL, Megan pr	0	0	0	0	0	0	0	0	0	
Ellie Cooper 2b	3	0	1	0	0	1	3	3			CENAL, Kalyin 1b	2	0	0	0	0	0	3	0	1	
Bailey Schinella rf	3	0	1	0	0	0	0	2			ROTTON, Courtney rf	2	0	0							



EIGHT WOMEN'S COLLEGE WORLD SERIES APPEARANCES • 13 ACC CHAMPIONSHIPS

2015 BOX SCORES

2015 Florida State Softball
#9 Florida State at #8 Tennessee
 May 21, 2015 at Knoxville, Tenn. (Lee Stadium)

Florida State 2 (48-13)

Tennessee 3 (46-15)

Player	ab	r	h	rbi	bb	so	po	a	lob
Morgan Klaveemann cf	4	0	0	0	0	5	1	2	
Maddie O'Brien ss	4	0	1	0	0	2	1	0	
Jessica Warren 3b	2	1	2	1	0	0	2	0	
Alex Powers 1b	3	0	0	0	0	6	1	1	
Ellie Cooper 2b	2	1	0	0	0	2	1	2	
Bailey Schinella rf	2	0	1	0	1	0	0	0	
Lauren Harris pr/lf	0	0	0	0	0	1	0	0	
Alex Kossoff lf	2	0	0	0	0	1	0	0	
Victoria Daddis dp	3	0	1	1	0	0	0	0	
Macey Cheatham c	2	0	0	0	0	3	0	1	
Victoria East ph	1	0	0	0	1	0	0	0	
Jessica Burroughs p	0	0	0	0	0	0	1	0	
Totals	25	2	5	2	2	3	20	7	6

Player	ab	r	h	rbi	bb	so	po	a	lob
Lexi Overstreet 3b/1b	2	1	2	0	2	0	4	1	0
Rainey Gaffin rf/p	3	0	0	0	0	0	0	2	
Meghan Gregg ss	4	0	1	1	0	2	2	3	
Megan Geer 2b	3	0	0	0	0	2	3	0	
Annie Aldrete c	3	0	0	0	0	3	0	0	
Gretchen Aucoin dp	3	2	2	0	0	0	0	0	
Taylor Koenig 1b	1	0	0	0	0	1	8	1	
Scarlet McSwain ph/3b	0	0	0	0	2	0	0	0	
Shalliyah Geathers lf	3	0	1	1	0	1	0	0	
Tory Lewis cf	3	0	0	0	1	1	0	0	
Erin Gabriel p	0	0	0	0	0	0	0	0	
Cheyenne Tarango p	0	0	0	0	0	0	0	0	
CJ McClain rf	0	0	0	0	0	0	0	0	
Totals	25	3	6	2	4	2	21	7	7

Score by Innings

	1	2	3	4	5	6	7	R	H	E
Florida State	0	1	1	0	0	0	0	2	5	1
Tennessee	0	0	0	0	1	1	1	3	6	0

Note: 2 outs, 1 runner LOB when the game ended.

E - Warren, J.(11). DP - FS 1. LOB - FS 6; Tennessee 7. 2B - Daddis, V.(5). HR - Warren, J.(17). HBP - Cooper, E.; R. Gaffin. SH - Kossoff, A.(9).

Florida State

ip	h	r	er	bb	so	ab	bf	np
Jessica Burroughs	6.2	6	3	2	4	25	30	110

Tennessee

ip	h	r	er	bb	so	ab	bf	np
Erin Gabriel	2.1	3	2	1	0	10	12	34
Cheyenne Tarango	2.0	2	0	1	0	7	9	28
Rainey Gaffin	2.2	0	0	0	3	8	8	33

Win - R. Gaffin (16-3). Loss - Burroughs, J (18-6). Save - None.
 WP - Burroughs, J 2(15). HBP - by E. Gabriel (Cooper, E.); by Burroughs, J (R. Gaffin). PB - Cheatham, M.(12).
 Pitches/strikes: Burroughs, J 110/70; E. Gabriel 34/19; C. Tarango 28/15; R. Gaffin 33/24.

Umpires - HP: Chris Drumm 1B: Craig Hyde 3B: Ron Alexander
 Start: 7:05 Time: 2:18 Attendance: 1674
 Weather: Cloudy, 67 degrees

2015 Florida State Softball
#9 Florida State at #8 Tennessee
 May 22, 2015 at Knoxville, Tenn. (Lee Stadium)

Florida State 1 (49-14)

Tennessee 2 (47-15)

Player	ab	r	h	rbi	bb	so	po	a	lob
Morgan Klaveemann cf	3	0	1	1	1	0	0	1	
Maddie O'Brien ss	3	0	0	0	0	1	1	0	
Jessica Warren 3b	3	0	0	0	0	1	2	1	
Ellie Cooper 2b	3	0	1	0	0	1	5	1	
Bailey Schinella rf/dp	3	0	0	0	0	0	0	0	
Lauren Harris rf	0	0	0	0	0	0	0	0	
Alex Powers 1b	2	0	0	0	1	0	7	1	
Victoria Daddis dp	3	0	1	0	1	0	0	1	
Macey Cheatham c	1	0	0	0	1	7	0	0	
Victoria East ph	1	1	1	0	0	0	0	0	
Ryan Harvey ph	1	0	0	0	1	0	0	0	
Alex Kossoff lf	3	0	1	0	0	1	0	2	
Lacey Waldrop p	0	0	0	0	0	0	1	0	
Totals	26	1	5	1	2	4	18	9	6

Player	ab	r	h	rbi	bb	so	po	a	lob
Lexi Overstreet 3b	1	0	0	0	2	0	0	2	0
Rainey Gaffin p	3	1	1	0	0	0	2	2	2
Meghan Gregg ss	3	0	0	0	0	0	0	2	3
Megan Geer 2b	3	0	1	1	0	1	2	2	0
Annie Aldrete c	2	0	0	0	1	4	0	0	
Cheyenne Tarango dp	2	0	0	0	1	2	0	0	
Taylor Koenig 1b	1	0	0	0	1	11	0	0	
Hannah Devotie pr	0	0	0	0	0	0	0	0	
Shalliyah Geathers lf	3	0	0	0	0	2	0	0	
Tory Lewis cf	3	0	1	0	2	0	0	0	
CJ McClain rf/pr	0	1	0	0	0	0	1	0	
Totals	22	2	3	1	4	7	21	8	7

Score by Innings

	1	2	3	4	5	6	7	R	H	E
Florida State	0	0	0	1	0	0	0	1	5	1
Tennessee	1	0	0	1	0	0	X	2	3	0

E - Cooper, E.(8). DP - FS 1. LOB - FS 6; Tennessee 7. 2B - M. Geer(10). HBP - T. Koenig. SB - Klaveemann M(20); CJ McClain(2).

Florida State

ip	h	r	er	bb	so	ab	bf	np	
Lacey Waldrop	6.0	3	2	2	4	7	22	27	101

Tennessee

ip	h	r	er	bb	so	ab	bf	np	
Rainey Gaffin	7.0	5	1	1	2	4	26	28	104

Win - R. Gaffin (17-3). Loss - Waldrop, L. (28-7). Save - None.
 WP - Waldrop, L.(34); R. Gaffin 2(17). HBP - by Waldrop, L. (T. Koenig). PB - Cheatham, M.(13). Pitches/strikes: Waldrop, L. 101/56; R. Gaffin 104/65.

Umpires - HP: Ron Alexander 1B: Chris Drum 3B: Craig Hyde
 Start: 7:15 pm Time: 2:05 Attendance: 1688
 Weather: 72, sunny

2015 Florida State Softball
#8 Tennessee at #9 Florida State
 May 22, 2015 at Knoxville, Tenn. (Lee Stadium)

Tennessee 1 (46-15)

Florida State 6 (49-13)

Player	ab	r	h	rbi	bb	so	po	a	lob
Lexi Overstreet 3b/1b	2	1	0	0	1	0	3	1	2
Shalliyah Geathers lf	3	0	0	0	0	2	0	0	
Taylor Koenig ph	0	0	0	0	1	0	0	0	
Meghan Gregg ss	4	0	1	1	0	2	3	0	
Megan Geer 2b	4	0	0	0	0	5	0	0	
Gretchen Aucoin dp/p	3	0	1	0	1	0	0	4	
Annie Aldrete c	4	0	0	0	0	4	2	2	
Cheyenne Tarango 1b/p	2	0	1	0	1	0	5	0	
Hannah Devotie pr	0	0	0	0	0	0	0	0	
Rainey Gaffin rf/dp	3	0	1	0	0	0	2	2	
Tory Lewis cf	2	0	0	0	1	1	0	1	
Erin Gabriel p	0	0	0	0	0	0	0	0	
Scarlet McSwain 3b	0	0	0	0	0	0	0	0	
CJ McClain rf	0	0	0	0	0	0	1	0	
Totals	27	1	4	1	5	3	18	9	11

Player	ab	r	h	rbi	bb	so	po	a	lob
Morgan Klaveemann cf	2	0	0	0	1	0	3	0	2
Maddie O'Brien ss	2	1	0	0	1	0	3	1	0
Jessica Warren 3b	3	3	3	0	0	2	0	0	
Alex Powers 1b	3	0	0	0	0	5	0	0	
Ellie Cooper 2b	3	1	2	1	0	0	2	0	
Bailey Schinella rf/dp	3	0	1	0	0	1	0	0	1
Bella D'Errico pr	0	1	0	0	0	0	0	0	
Victoria Daddis dp	2	0	1	1	0	0	0	0	
Lauren Harris pr/lf	1	0	0	0	1	1	0	0	
Macey Cheatham c	2	0	0	0	1	4	0	0	
Victoria East ph	1	0	1	0	0	0	0	0	
Alex Kossoff lf	3	0	1	0	0	3	0	0	
Jessica Burroughs p	0	0	0	0	0	0	1	0	
Totals	25	6	8	6	2	3	21	4	3

Score by Innings

	1	2	3	4	5	6	7	R	H	E
Tennessee	0	0	1	0	0	0	0	1	4	0
Florida State	2	0	0	3	1	0	X	6	8	2

E - Warren, J.(12); Cooper, E.(7). DP - Tennessee 1. LOB - Tennessee 11; FS 3. 2B - C. Tarango(2); R. Gaffin(15); Daddis, V.(6). HR - Warren, J. 2(19). HBP - L. Overstreet.

Tennessee	ip	h	r	er	bb	so	ab	bf	np	Florida State	ip	h	r	er	bb	so	ab	bf	np
Erin Gabriel	2.0	1	2	2	1	1	7	8	28	Jessica Burroughs	6.0	4	1	0	4	3	24	29	91
Cheyenne Tarango	1.1	4	3	3	1	0	7	8	23	Bailey Schinella	1.0	0	0	0	1	0	3	4	20
Gretchen Aucoin	2.2	3	1	1	0	2	11	11	46										

Win - Burroughs, J (19-6). Loss - E. Gabriel (17-7). Save - None.
 WP - G. Aucoin(14). HBP - by Burroughs, J (L.Overstreet). Pitches/strikes: E. Gabriel 28/13; C. Tarango 23/15; G. Aucoin 46/32; Burroughs, J 91/52; Schinella, B 20/11.

Umpires - HP: Craig Hyde 1B: Ron Alexander 3B: Chris Drum
 Start: 4:05pm Time: 2:21 Attendance: 1688
 Weather: Sunny, 70s
 Burroughs, J faced 1 batter in the 7th.





1981 & 1982 AIAW NATIONAL CHAMPIONS • 28 NCAA APPEARANCES

HALL OF FAME AND ALL-AMERICANS

THE FLORIDA STATE SOFTBALL PROGRAM BOASTS 27 ALL-AMERICANS, INCLUDING NINE WHO HAVE EARNED MULTIPLE ALL-AMERICA ACCOLADES



Serita Brooks
2nd Team, 2000



Susan Buttery
2nd Team, 1993




Myssi Calkins
2nd Team, 1996
3rd Team, 1997



Darby Cottle-Veazey
1981-82



Danielle Cox
1st Team, 1999



Tiffany Daniels
2nd Team, 1987
2nd Team, 1989



Lisa Davidson
1st Team, 1993



Natalie Drouin
1982



Reene Espinoza
2nd Team, 1996



Kristy Fuentes
3rd Team, 1997



Toni Gutierrez
2nd Team, 1992



Sarah Hamilton
3rd Team, 2009



Casey Hunter
2nd Team, 2004



Christy Larsen
3rd Team, 1991




Cindy Lawton
3rd Team, 1995



Marla Looper
3rd Team, 1993



Leslie Malerich
3rd Team, 2001



Maddie O'Brien
1st Team, 2014



Susan Painter
1982



Toni Robinette
1982



Jan Sikes
1981-82



Brandi Stuart
1st Team, 2002
2nd Team, 2003



Jessica van der Linden
1st Team, 2003-04



Elisa Vasquez
3rd Team, 2003




Lacey Waldrop
3rd Team, 2013
1st Team, 2014
3rd Team, 2015



Shamalene Wilson
2nd Team, 1994
3rd Team, 1995
1st Team, 1996



Veronica Wootson
2nd Team, 2004
1st Team, 2006
3rd Team, 2007



Florida State University Athletics Hall of Fame

DARBY COTTLE-VEAZEY
Inducted 1988

JULIE LARSEN-BAKER
Inducted 1995

SUSAN PAINTER
Inducted 2000

SHAMALENE WILSON
Inducted 2002

LISA DAVIDSON
Inducted 2005

JAN SIKES
Inducted 2008

DANIELLE COX
Inducted 2009

JOANNE GRAF
Inducted 2013

JESSICA VAN DER LINDEN
Inducted 2014

BRANDI STUART
Inducted 2015



EIGHT WOMEN'S COLLEGE WORLD SERIES APPEARANCES • 13 ACC CHAMPIONSHIPS

HONORS AND AWARDS

ALL-REGION

- 1982 Darby Cottle, Toney Donaldson, Natalie Drouin, Susan Painter, Toni Robinette, Kelly Shaw, Jan Sikes
- 1984 Greta Bahn, Laurie Holler - 1st team
Teresa Collins - 2nd team
- 1985 Greta Bahn, Laurie Holler, Tina Kyler, Julie Larsen - 1st team
- 1986 Carolyn Fiero, Julie Larsen - 1st team
Laurie Holler - 2nd team
- 1987 Tiffany Daniels, Carolyn Fiero, Julie Larsen - 1st team
- 1988 Tiffany Daniels, Christy Larsen - 1st team
Julie Larsen - 2nd team
- 1989 Debbie DeJohn, Christy Larsen, Lori Crouse - 1st team
- 1990 Christy Larsen, Penny Siqueiros - 1st team
Debbie DeJohn, Julie Rice - 2nd team
- 1991 Christy Larsen - 1st team
- 1992 Susan Buttery, Toni Gutierrez - 1st team
Leslie Adams, Shannan Mitchem, Penny Siqueiros - 2nd team
Leslie Barton - Honorable Mention
- 1993 Lisa Davidson, Marla Looper, Leslie Adams, Susan Buttery - 1st team
Leslie Barton, Toni Gutierrez - 2nd team
- 1994 Marla Looper, Laurie Shepard, Shamalene Wilson - 1st team
Rebecca Aase, Lisa Davidson, Cindy Lawton - 2nd team
- 1995 Renee Espinoza, Kristy Hull, Cindy Lawton, Laurie Shepard, Shamalene Wilson - 1st team
- 1996 Myssi Calkins, Renee Espinoza, Shamalene Wilson - 1st team
Kristy Hull - 2nd team
- 1997 Myssi Calkins, Kristy Fuentes, Misty Molin - 1st team
Wendy Braye, Kristy Hull - 2nd team
- 1998 Dana Bailey, Corrie Williams - 1st team
Christy Cerecedes, Kristy Hull, Jennifer White - 2nd team
- 1999 Danielle Cox - 1st team
Christy Cerecedes 2nd team
- 2000 Staci Brandon, Serita Brooks - 1st team
Leslie Malerich - 2nd team
- 2001 Leslie Malerich, Jennifer White-Cody, Robyn Gauger - 1st team
Serita Brooks, Brandi Stuart, Kimmy Carter - 2nd team
- 2002 Brandi Stuart - 1st team
Jessica van der Linden, Kimmy Carter - 2nd team
- 2003 Elisa Vasquez, Brandi Stuart, Jessica van der Linden - 1st team
Casey Hunter - 2nd team
- 2004 Jessica van der Linden, Casey Hunter, Veronica Wootson, Elisa Vasquez - 1st team
Natasha Jacob, Lesley Palmer - 2nd team
- 2006 Yuruby Alicart, Natasha Jacob, Veronica Wootson - 1st team
- 2007 Veronica Wootson, Yuruby Alicart - 1st team
Whitney Buckmon, Carly Wynn - 2nd team
- 2009 Sarah Hamilton, Kaleigh Rafter - 1st team
- 2010 Sarah Hamilton, Carly Wynn - 2nd team
- 2012 Tiffani Brown, Shayla Jackson - 2nd team
- 2013 Morgan Bullock, Lacey Waldrop - 2nd team
- 2014 Maddie O'Brien, Courtney Senas, Lacey Waldrop - 1st team

- 2015 Lacey Waldrop - 1st team
Jessica Warren - 2nd team
Morgan Klaevemann - 3rd team

ALL-ATLANTIC COAST CONFERENCE

- 1992 Rebecca Aase, Leslie Adams, Susan Buttery
- 1993 Rebecca Aase, Leslie Barton, Susan Buttery, Lisa Davidson, Toni Gutierrez, Marla Looper
- 1994 Lisa Davidson, Marla Looper, Shamalene Wilson
- 1995 Wendy Braye, Renee Espinoza, Kristy Fuentes, Cindy Lawton, Misty Molin, Laurie Shepard, Shamalene Wilson, Niki Zenger
- 1996 Myssi Calkins, Renee Espinoza, Shamalene Wilson
- 1997 Wendy Braye, Myssi Calkins, Kristy Fuentes, Kristy Hull, Misty Molin
- 1998 Dana Bailey, Kristy Hull, Jesse McGregor, Stacy Venable
- 1999 Danielle Cox, Stacy Venable
- 2000 Staci Brandon, Serita Brooks, Leslie Malerich, Brandi Stuart
- 2001 Serita Brooks, Robyn Gauger, Leslie Malerich, Brandi Stuart, Jessica van der Linden
- 2002 Kimmy Carter, Jessica van der Linden, Leslie Malerich, Brandi Stuart
- 2003 Brandi Stuart, Casey Hunter, Elisa Vasquez, Jessica van der Linden, Tatiana George
- 2004 Casey Hunter, Natasha Jacob, Elisa Vasquez, Jessica van der Linden, Beth Wade, Veronica Wootson
- 2005 Natasha Jacob - 1st team
Casey Hunter, Melissa Wood - 2nd team
- 2006 Yuruby Alicart, Natasha Jacob, Veronica Wootson - 1st team
LaShaun Davis - 2nd team
- 2007 Yuruby Alicart - 1st team
Monica Montez, Whitney Buckmon, Tiffany McDonald, Veronica Wootson - 2nd team
- 2008 Carly Wynn - 1st team
Whitney Buckmon, Tiffany McDonald, Brittany Osmon - 2nd team
- 2009 Sarah Hamilton, Kaleigh Rafter - 1st team
Terese Gober, Carly Wynn - 2nd Team
- 2010 Carly Wynn - 1st Team
Sarah Hamilton, Terese Gober, Ashley Stager - 2nd team
- 2011 Sarah Hamilton, Shayla Jackson, Jen Lapicki - 2nd Team
- 2012 Briana Hamilton, Tiffani Brown, Monica Perry - 1st Team
Lacey Waldrop - 2nd Team
- 2013 Victoria East, Courtney Senas, Lacey Waldrop, Monica Perry - 1st team
Morgan Bullock - 2nd Team
- 2014 Maddie O'Brien, Courtney Senas, Lacey Waldrop - 1st team
Jessica Burroughs - 2nd team
Victoria East, Briana Hamilton - 3rd team
- 2015 Morgan Klaevemann, Lacey Waldrop, Jessica Warren - 1st team
Jessica Burroughs, Ellie Cooper, Maddie O'Brien - 2nd team

ACC PLAYER OF THE YEAR

- 1992 Toni Gutierrez

- 1995 Cindy Lawton
- 1996 Shamalene Wilson
- 2003 Jessica van der Linden
- 2004 Jessica van der Linden
- 2014 Maddie O'Brien

ACC PITCHER OF THE YEAR

- 2009 Sarah Hamilton
- 2014 Lacey Waldrop
- 2015 Lacey Waldrop

ACC FRESHMAN OF THE YEAR

- 1993 Shamalene Wilson
- 1995 Kristy Hull
- 2001 Jessica van der Linden
- 2004 Veronica Wootson
- 2005 Tiffany McDonald
- 2007 Monica Montez
- 2015 Jessica Warren

ACC COACH OF THE YEAR

- 1992 JoAnne Graf
- 1993 JoAnne Graf
- 1997 JoAnne Graf
- 2001 JoAnne Graf
- 2003 JoAnne Graf
- 2004 JoAnne Graf
- 2013 Lonni Alameda
- 2014 Lonni Alameda
- 2015 Lonni Alameda

ALL-TOURNAMENT TEAMS

- 1981 **AIAW NATIONAL CHAMPIONSHIPS**
Charlotte Cates, Darby Cottle, Natalie Drouin, Carol O'Domski, Susan Painter
- FLORIDA INVITATIONAL**
Charlotte Cates, Darby Cottle, Jan Sikes
- SOUTH FLORIDA INVITATIONAL**
Darby Cottle, Pat Mangan, Carol O'Domski, Venus Ross, Jan Sikes
- NORTH CAROLINA STATE INVITATIONAL**
Charlotte Cates, Darby Cottle, Toni Robinette, Venus Ross
- AIAW REGION III**
Darby Cottle, Natalie Drouin, Cathy Gooding, Carol O'Domski, Venus Ross
- 1982 **FLORIDA STATE INVITATIONAL**
Darby Cottle, Cathy Gooding, Susan Painter, Toni Robinette
- SOUTH FLORIDA INVITATIONAL**
Darby Cottle, Toney Donaldson, Cathy Gooding
- NORTH CAROLINA STATE INVITATIONAL**
Darby Cottle, Toney Donaldson, Natalie Drouin, Susan Painter, Jan Sikes, Sandie Williams
- AIAW REGIONAL CHAMPIONSHIPS**
Darby Cottle, Toney Donaldson, Cathy Gooding, Susan Painter, Toni Robinette, Kelly Shaw, Jan Sikes
- AIAW NATIONAL CHAMPIONSHIPS**
Darby Cottle, Susan Painter, Toni Robinette, Linda Tyrrell, Sandie Williams
- 1983 **FLORIDA INVITATIONAL**
Cathy Gooding, LeAnn Harrell, Kelly Tillman
- 1983 **SOUTH FLORIDA INVITATIONAL**
Darby Cottle, Toney Donaldson,



1981 & 1982 AIAW NATIONAL CHAMPIONS • 28 NCAA APPEARANCES

HONORS AND AWARDS

- LeAnn Harrell, Carla Long
FLORIDA STATE INVITATIONAL
Teresa Collins, Toney Donaldson,
Cathy Gooding, LeAnn Harrell
NORTH CAROLINA STATE INVITATIONAL
Theresa Collins, Darby Cottle (MVP),
LeAnn Harrell, Carla Long,
Cricket Olafson, Sunnie O'Neal,
Susan Painter
AIAW STATE CHAMPIONSHIPS
Darby Cottle, LeAnn Harrell, Susan Painter
AIAW NATIONAL CHAMPIONSHIPS
Darby Cottle, Toney Donaldson,
LeAnn Harrell, Carla Long,
Cricket Olafson, Susan Painter
- 1984 **LADY SEMINOLE INVITATIONAL**
Shelley Berube, Cathy Gooding,
Tina Kyler (MVP), Leslie Miller,
Susan Painter
LADY FLAME INVITATIONAL
Teresa Collins, Tina Kyler
- 1985 **LADY SEMINOLE INVITATIONAL**
Greta Bahn, Laurie Holler, Wendy Rogers
SOUTH CAROLINA INVITATIONAL
Amy Snider
FLORIDA COLLEGIATE CHAMPIONSHIP
Greta Bahn, Shelley Berube, Tina Kyler,
Leslie Miller (MVP), Wendy Rogers
- 1986 **LADY SEMINOLE INVITATIONAL**
Carolyn Fiero, Julie Larsen
SOUTH CAROLINA INVITATIONAL
Barbara Gillespie, Julie Larsen (MVP)
- 1987 **SOUTH FLORIDA INVITATIONAL**
Tiffany Daniels, Judi Davison,
Carolyn Fiero
LADY SEMINOLE INVITATIONAL
Kari Keith
- 1988 **SOUTH FLORIDA INVITATIONAL**
Tiffany Daniels
LADY SEMINOLE INVITATIONAL
Lori Crouse, Tiffany Daniels (MVP),
Kari Keith, Christy Larsen, Julie Larsen
NATIONAL INVITATIONAL CHAMPIONSHIP
Tiffany Daniels, Christy Larsen
- 1989 **FROST CUTLERY INVITATIONAL**
Debbie DeJohn, Kelly Flaczinski,
Christy Larsen
LADY SEMINOLE INVITATIONAL
Kelly Flaczinski
- 1990 **NCAA WOMEN'S COLLEGE WORLD SERIES**
Leslie Barton, Debbie DeJohn
- 1991 **LADY SEMINOLE INVITATIONAL**
Tina Getherall, Penny Siqueiros (MVP)
- 1992 **LADY SEMINOLE INVITATIONAL**
Leslie Barton, Toni Gutierrez (MVP)
ACC TOURNAMENT
Rebecca Aase, Leslie Adams, Leslie Bar-
Susan Buttery (MVP), Toni Gutierrez,
Shannan Mitchem, Penny Siqueiros
SOUTH FLORIDA INVITATIONAL
Lisa Davidson
TAR HEEL INVITATIONAL
Toni Gutierrez (MVP)
- 1993 **TAR HEEL INVITATIONAL**
Lisa Davidson
LADY SEMINOLE INVITATIONAL
Marla Looper, Susan Buttery,
Leslie Adams (MVP)
ACC TOURNAMENT
Leslie Barton, Susan Buttery,
Heather Conway, Lisa Davidson (MVP),
Toni Gutierrez, Marla Looper
1994 SOUTH FLORIDA INVITATIONAL
Cindy Lawton, Shamalene Wilson
ACC TOURNAMENT
Marla Looper, Jennifer Olow,
Windy Weltz, Shamalene Wilson
LADY SEMINOLE INVITATIONAL
Shamalene Wilson
TAR HEEL INVITATIONAL
Jennifer Olow, Shamalene Wilson
- 1995 **ACC TOURNAMENT**
Wendy Braye, Myssi Calkins,
Renee Espinoza, Heather Feltmann,
Kristy Fuentes, Kristy Hull
TAR HEEL INVITATIONAL
Renee Espinoza, Cindy Lawton,
Misty Molin
GLADSTONE'S/USF SOFTBALL CLASSIC
Wendy Braye, Renee Espinoza (MVP),
Cindy Lawton
LADY SEMINOLE INVITATIONAL
Kristy Hull, Cindy Lawton, Misty Molin,
Laurie Shepard
- 1996 **SPEEDLINE/USF SOFTBALL CLASSIC**
Renee Espinoza, Shamalene Wilson
LADY SEMINOLE INVITATIONAL
Kristy Hull, Shamalene Wilson
TAR HEEL INVITATIONAL
Myssi Calkins, Kristy Fuentes
ACC CHAMPIONSHIP
Renee Espinoza (MVP), Kristy Hull,
Windy Weltz, Shamalene Wilson
- 1997 **SPEEDLINE/USF SOFTBALL CLASSIC**
Wendy Braye
TAR HEEL INVITATIONAL
Myssi Calkins, Kristy Fuentes, Misty Molin,
Tami Post
ACC TOURNAMENT
Myssi Calkins, Kristy Fuentes (MVP),
Kristy Hull, Tami Post
- 1998 **TALLAHASSEE DEMOCRAT / FLORIDA STATE INVITATIONAL**
Dana Bailey, Kristy Hull,
Jennifer White (MVP)
GEORGIA BUZZ CLASSIC
Jesse McGregor, Stacy Venable (MVP),
Corrie Williams
- 1999 **TALLAHASSEE DEMOCRAT / FLORIDA STATE INVITATIONAL**
Danielle Cox
ACC TOURNAMENT
Danielle Cox (MVP), Teresa Edenfield,
Tami Post, Stacy Venable
- 2000 **NCAA LOS ANGELES REGIONAL**
Serita Brooks, Leslie Malerich,
Staci Brandon, Andi Lyons
UTC FROST CUTLERY CHALLENGE
Leslie Malerich (MVP), Becky Wallace,
Brandi Stuart, Teresa Edenfield
TALLAHASSEE DEMOCRAT / FLORIDA STATE INVITATIONAL
Staci Brandon, Serita Brooks
ACC TOURNAMENT
Leslie Malerich (MVP), Serita Brooks,
Natalie Bennett, Staci Brandon
- 2001 **ACC TOURNAMENT**
Leslie Malerich, Natalie Bennett,
Serita Brooks, Monique Marier
NCAA TALLAHASSEE REGIONAL
Leslie Malerich, Robyn Gauger,
Jessica van der Linden,
Jennifer White-Cody, Monique Marier,
Serita Brooks
- 2002 **TROY COX CLASSIC**
Kimmy Carter, Brandi Stuart,
Jessica van der Linden(MVP)
BUZZ CLASSIC
Brandi Stuart
ACC TOURNAMENT
Brandi Stuart, Jessica van der Linden
NCAA TALLAHASSEE REGIONAL
Brandi Stuart, Kimmy Carter,
Shundra Colzie, Leslie Malerich (MOP),
Jessica van der Linden
COLLEGE WORLD SERIES
Leslie Malerich
- 2003 **SEMINOLE INVITATIONAL**
Jessica van der Linden, Casey Hunter
2003 BUZZ CLASSIC
Beth Wade (MVP)
ACC TOURNAMENT
Lesley Palmer (MVP), Shandra Colzie,
Elisa Vasquez, Casey Hunter
- 2004 **NFCA LEADOFF CLASSIC**
Jessica van der Linden, Natasha Jacob,
Tatiana George, Casey Hunter
SEMINOLE CHALLENGE
Jessica van der Linden, Natasha Jacob,
Tatiana George, Casey Hunter
FSU INVITATIONAL
Jessica van der Linden (MVP),
Casey Hunter, Lesley Palmer,
Veronica Wootson, Natasha Jacob
ACC TOURNAMENT
Casey Hunter (MVP), Lesley Palmer,
Jessica van der Linden, Elisa Vasquez,
Beth Wade
NCAA REGION 4
Jessica van der Linden (MOP),
Veronica Wootson, Natasha Jacob
- 2005 **NFCA LEADOFF CLASSIC**
Tatiana George
SUNSHINE STATE TOURNAMENT
Tiffany McDonald, Brittany Osmon,
Veronica Wootson
FLORIDA STATE INVITATIONAL
Natasha Jacob (MVP), Kim Hoffer,
Casey Hunter, Melissa Wood
- 2006 **EARLY BIRD**
Carly Brieske, LaShaun Davis, Kim Hoffer,
Natasha Jacob, Michelle Snyder
SEMINOLE CLASSIC
Natasha Jacob (MVP), Yuruby Alicart,
Carly Brieske, Tiffany McDonald
SUNSHINE STATE
Yuruby Alicart, Whitney Buckmon,
Natasha Jacob
ACC TOURNAMENT
Carly Brieske, Tiffany McDonald
- 2007 **NFCA LEADOFF CLASSIC**
Veronica Wootson, Yuruby Alicart
SUNSHINE STATE TOURNAMENT
Melissa May, LaShaun Davis,
Brittany Krbec
SEMINOLE CLASSIC
Veronica Wootson (MVP), Robin Ahrberg,
Terese Gober, Brittany Krbec,
Tiffany McDonald
FSU INVITATIONAL
Veronica Wootson, Yuruby Alicart,
Carly Wynn
ACC TOURNAMENT
Robin Ahrberg, Yuruby Alicart,
Veronica Wootson
- 2008 **NFCA LEADOFF CLASSIC**
Brittany Osmon



EIGHT WOMEN'S COLLEGE WORLD SERIES APPEARANCES • 13 ACC CHAMPIONSHIPS

HONORS AND AWARDS

- EARLY BIRD TOURNAMENT**
Whitney Buckmon, Terese Gober,
Brittany Osmon (MVP)
- SEMINOLE CLASSIC**
Whitney Buckmon, Jessica Gilmore,
Allison Collins, Ashley Stager
- ACC TOURNAMENT**
Brittany Osmon
- 2009 **ACC TOURNAMENT**
Sarah Hamilton, Kaleigh Rafter,
Carly Wynn
- 2010 **ACC TOURNAMENT**
Robin Ahrberg, Tiffani Brown,
Sarah Hamilton
- 2011 **ACC TOURNAMENT**
Celeste Gomez, Sarah Hamilton (MVP),
Jen Lapicki, Courtney Senas
- 2012 **ACC TOURNAMENT**
Maddie O'Brien
- BANK OF HAWAII TOURNAMENT**
Lacey Waldrop, Shayla Jackson,
Erika Leonard, Courtney Senas
- 2013 **ACC TOURNAMENT**
Maddie O'Brien, Courtney Senas,
Lacey Waldrop
- 2014 **EASTON CRIMSON CLASSIC**
Jessica Nori, Lacey Waldrop
- ACC TOURNAMENT**
Tiffani Brown, Celeste Gomez (MVP),
Kelly Hensley, Maddie O'Brien,
Lacey Waldrop
- NCAA TALLAHASSEE REGIONAL**
Alex Kossoff, Maddie O'Brien,
Lacey Waldrop
- 2015 **ACC TOURNAMENT**
Jessica Burroughs (MVP), Victoria Daddis,
Alex Powers, Bailey Schinella,
Jessica Warren
- OTHER ACCOMPLISHMENTS**
- 1981 **ASA Outstanding Athlete**
Darby Cottle
- USOC Best Amateur Softball Player
in the Nation**
Darby Cottle
- FAIAW Softball Coach of the Year**
JoAnne Graf
- 1982 **Olympia Award**
Darby Cottle
- Broderick Award**
Darby Cottle
- 1992 **Most Valuable Pitcher in the South
Florida Invitational**
Toni Gutierrez
- 1998 **NFCA/Louisville Slugger Division 1
Player of the Week**
Jennifer White-Cody
- 1999 **ACC Weaver-James-Corrigan
Postgraduate Scholarship**
Stacy Venable
- 2001 **Verizon Academic All-District 3 Softball
Team**
Brandi Stuart
- 2001 **NFCA Academic All-American**
Becky Brock, Beth Wade
- 2001 **NFCA/Louisville Slugger Division 1
Player of the Week**
Brandi Stuart
- 2001 **MVP (Pitcher) FAU/Worth Invitational**
Leslie Malerich
- 2001 **NFCA Outstanding Performer**
Jennifer White-Cody
- 2001 **NFCA Southeast Region
Coaching Staff of the Year**
- 2002 **NFCA/Speedline Southeast Region
Coaching Staff of the Year**
- 2002 **Verizon Academic All-American**
Brandi Stuart
- 2003 **Verizon Academic All-Region**
Shandra Colzie (1st Team)
- NFCA National D1 Player of the Week**
Jessica van der Linden
- USA Softball National Player Of The
Year Finalist**
Jessica van der Linden (Top 10)
- 2004 **USA Softball National Player of the Year**
Jessica van der Linden
- Honda Award Winner for Softball**
Jessica van der Linden
- ESPY AWARD "Best Collegiate Female"
Nominee**
Jessica van der Linden
- CoSIDA District III Academic All-Region**
Natasha Jacob
- Easton All-Americans**
Casey Hunter (1st Team),
Jessica van der Linden (1st Team),
Veronica Wootson (2nd Team)
- USA Softball National
Player Of The Week**
Jessica van der Linden (March 16)
- NFCA National Player Of The Week**
Jessica van der Linden (March 16)
- 2005 **CoSIDA Academic All-District III**
Natasha Jacob
- CoSIDA Second Team
Academic All-American**
Natasha Jacob
- 2006 **CoSIDA First Team
Academic All-American**
Natasha Jacob
- CoSIDA First Team
Academic All-District 3**
Natasha Jacob
- Easton/Bell Sports All-American**
Veronica Wootson (1st Team),
Natasha Jacob (3rd Team)
- 2007 **ACC Freshman of the Year**
Monica Montez
- CoSIDA/ESPN The Magazine
Second-Team**
Melissa May
- Academic All-District Third-Team**
Melissa May
- Easton All-American**
Veronica Wootson
- NFCA All-America**
Veronica Wootson
- 2008 **Lowe's Senior CLASS Award Candidate**
Tiffany McDonald
- All-ACC Academic**
Whitney Buckmon, Terese Gober,
Tiffany McDonald, Brittany Osmon,
Carly Wynn
- CoSIDA/ESPN the Magazine
Academic All-District**
Carly Wynn (1st Team), Robin Ahrberg
(1st Team), Melissa May (2nd Team)
- ACC Player of the Week**
Brittany Osmon (twice), Ashley Stager
- ACC Pitcher of the Week**
Tiffany McDonald (twice)
- 2009 **CoSIDA/ESPN the Magazine
Academic All-American**
Carly Wynn (3rd Team)
- CoSIDA/ESPN the Magazine
Academic All-District**
Carly Wynn (1st Team),
Michelle Snyder (2nd Team)
- ACC Pitcher of the Year**
Sarah Hamilton
- ACC Player of the Week**
Kaleigh Rafter (twice), Ashley Stager
- ACC Pitcher of the Week**
Sarah Hamilton (twice)
- NCAA Postgraduate Scholarship**
Kaleigh Rafter
- 2010 **ACC Pitcher of the Week**
Sarah Hamilton, Terese Gober
- ACC Player of the Week**
Ashley Stager
- NCAA Postgraduate Scholarship**
Terese Gober, Carly Wynn
- CoSIDA/ESPN The Magazine
Academic All-District III Softball Team**
Carly Wynn
- ESPN The Magazine
Academic All-America Third Team**
Carly Wynn
- NSCA All-American**
Carly Wynn
- 2011 **ACC Pitcher of the Week**
Sarah Hamilton (twice)
- ACC Player of the Week**
Tiffani Brown, Shayla Jackson
- Softball Golden Nole Award**
Ashley Stager
- ACC Top Six for Service Award**
Ashley Stager
- SemiGnome Award
(Community Service)**
FSU Softball Team
- Capital One Academic All-District
Second Team**
Jen Lapicki, Lauren Varsalona
- All-ACC Academic Team**
Robin Ahrberg, Shayla Jackson,
Jen Lapicki, Jessica Nori
- NFCA Scholar-Athlete**
Kirstin Austin, Kelly Hensley, Jen Lapicki,
Jessica Nori, Kaleigh Rafter, Briar Stanley
- 2012 **Lowe's Senior CLASS Award Candidate**
Shayla Jackson
- Louisville Slugger
National Player of the Week**
Monica Perry
- ACC Player of the Week**
Briana Hamilton (twice)
- ACC Pitcher of the Week**
Monica Perry (twice),
Lacey Waldrop (twice)
- Capital One Academic District Team**
Jessica Nori, Kirstin Austin
- All-ACC Academic Team**
Bailey Schinella, Jessica Nori,
Kirstin Austin, Kelly Hensley, Tiffani Brown
- NFCA Scholar-Athlete**
Tiffani Brown, Kelly Hensley, Erika Hoffner,
Jessica Nori
- 2013 **NFCA All-America Third Team**
Lacey Waldrop
- NFCA All-Southeast Region
Second Team**
Morgan Bullock, Lacey Waldrop
- Capital One
Academic All-American Third Team**
Kelly Hensley
- Capital One Academic All-District IV**



1981 & 1982 AIAW NATIONAL CHAMPIONS • 28 NCAA APPEARANCES

HONORS AND AWARDS

Kelly Hensley, Jessica Nori
ACC Pitcher of the Week
 Lacey Waldrop (three times)
ACC Player of the Week
 Courtney Senas (twice)

ACC Top Six for Service
 Kelly Hensley
ACC Softball Scholar-Athlete of the Year
 Kelly Hensley

All-ACC Academic Team
 Kelly Hensley, Monica Perry, Jessica Nori,
 Bailey Schinella

NFCA Scholar-Athlete
 Kelly Hensley, Jessica Nori

2014 **USA Softball National Player of the Year**
 Lacey Waldrop

NFCA All-America First Team
 Maddie O'Brien, Lacey Waldrop

NFCA All-Southeast Region First Team
 Maddie O'Brien, Courtney Senas

Lacey Waldrop
Louisville Slugger/NFCA Division I
National Player of the Week

Lacey Waldrop
ACC Pitcher of the Week

Lacey Waldrop (seven times)
 Jessica Burroughs

ACC Player of the Week
 Maddie O'Brien (three times)

Bailey Schinella
All-ACC Academic Team

Kelly Hensley, Jessica Nori,
 Bailey Schinella, Lacey Waldrop

NFCA Scholar-Athlete
 Bella D'Errico, Corey Hendrickson,
 Kelly Hensley, Jessica Nori, Lacey Waldrop

NCAA Postgraduate Scholarship
 Kelly Hensley

NSCA All-American
 Victoria East

2015 **Senior CLASS Award**
 Lacey Waldrop

USA Softball National Player of the Year
 Lacey Waldrop (Top 25 semifinalist)

NFCA All-America Third Team
 Lacey Waldrop

NFCA All-Southeast Region Team
 Lacey Waldrop (First Team),
 Jessica Warren (Second Team),
 Morgan Klaevemann (Third Team)

ACC Pitcher of the Week
 Lacey Waldrop (four times)

ACC Player of the Week
 Alex Powers

ACC Top Six for Service
 Alex Kossoff

All-ACC Academic Team
 Ellie Cooper, Victoria Daddis, Alex Powers,
 Morgan Klaevemann, Alex Kossoff,
 Bailey Schinella, Lacey Waldrop

NFCA Scholar-Athlete
 Ellie Cooper

Victoria Daddis
 Megan McReynolds

Alex Powers

TEAM AWARDS

Golden Nole Award

2009 Carly Wynn
 2010 Carly Wynn
 2011 Ashley Stager

2012 Kirstin Austin
 2013 Kelly Hensley
 2014 Jessica Nori
 2015 Ellie Cooper

Golden Torch Award

2009 Kaleigh Rafter
 2010 Tory Haddad
 2011 Kelly Hensley
 2012 Kelly Hensley
 2013 Kelly Hensley
 2014 Kelly Hensley
 2015 Ellie Cooper

Seminole Warrior

2009 Ashley Stager
 Carly Wynn
 2010 Jen Lapicki
 2011 Briana Hamilton
 2012 Lindsey Peppers
 2013 Jessica Burroughs
 2014 Lacey Waldrop
 2015 Lacey Waldrop
 Macey Cheatham

Sniper Award

2010 Morgan Bullock
 2011 Robin Ahrberg
 2012 Assistant Coach Travis Wilson
 2013 Morgan Bullock
 2014 Ryann Day
 2015 Lauren Harris

Golden Glove

2009 Kaleigh Rafter
 2010 Tory Haddad
 2011 Ashley Stager
 2012 Briana Hamilton
 2013 Maddie O'Brien
 2014 Courtney Senas
 2015 Morgan Klaevemann

ESPY Award

2009 Ashley Stager
 Michelle Snyder
 2010 Tiffani Brown
 2011 Briana Hamilton
 2012 Courtney Senas
 2013 Lacey Waldrop
 2014 Briana Hamilton
 2015 Alex Kossoff

Most Improved

2009 Ashley Stager
 2010 Shayla Jackson
 2011 Jennifer Lapicki
 2012 Briana Hamilton
 Kirstin Austin
 2013 Kelly Hensley
 2014 Maddie O'Brien
 2015 Ellie Cooper

Most Valuable Player

2009 Kaleigh Rafter
 2010 Carly Wynn
 2011 Sarah Hamilton
 2012 Tiffani Brown
 2013 Courtney Senas
 Kelly Hensley
 2014 Maddie O'Brien
 2015 Jessica Warren

Chief Abiaka Athletic Training Award

2009 Robin Ahrberg
 2010 Ashley Stager
 2011 Maddie O'Brien
 2012 Tiffani Brown
 2015 Maddie O'Brien

Batting Title

2009 Carly Wynn (.337)
 2010 Carly Wynn (.378)
 2011 Jen Lapicki (.343)
 2012 Shayla Jackson (.304)
 2013 Morgan Bullock (.346)
 2014 Maddie O'Brien (.424)
 2015 Morgan Klaevemann (.393)

Circle Award

2009 Sarah Hamilton
 2010 Sarah Hamilton
 2011 Sarah Hamilton
 2012 Monica Perry
 2013 Lacey Waldrop
 2014 Lacey Waldrop
 2015 Lacey Waldrop

"Ah-Tah-Thi-Ki" Academic Excellence Award

2009 Amber Bryant
 Mallory Borden
 2010 Terese Gober
 Carly Wynn
 Ashley Stager
 2011 Kelly Hensley
 Monica Perry
 2012 Kelly Hensley
 2013 Kelly Hensley
 Jessica Nori
 2014 Kelly Hensley
 Jessica Nori
 2015 Alex Kossoff

Rookie of the Year

2009 Shayla Jackson
 2010 Tiffani Brown
 2011 Celeste Gomez
 Jessica Nori
 2012 Maddie O'Brien
 Lacey Waldrop
 2013 Victoria East
 2014 Jessica Burroughs
 2015 Jessica Warren

Offensive Player of the Year

2015 Jessica Warren

Femina Perfecta Award

2009 Ashley Stager
 2010 Robin Ahrberg
 2011 Morgan Bullock
 2012 Monica Perry
 2013 Lindsey Peppers
 2014 Bella D'Errico
 2015 Ellie Cooper

Coaches Award

2009 Carly Wynn
 2010 Carly Wynn
 2011 Robin Ahrberg
 Ashley Stager
 2012 Mallory Borden
 Amber Bryant
 2013 Macey Cheatham
 2014 Entire Team (Taylor Foster Award)
 2015 Macey Cheatham



1981 & 1982 AIAW NATIONAL CHAMPIONS • 28 NCAA APPEARANCES

PRO AND INTERNATIONAL PLAYERS



Brandi Stuart



**Sabrina Stutsman,
Meghan King,
Korina Rosario**




**Ellie
Cooper**



Jessica van der Linden



Leslie Malerich



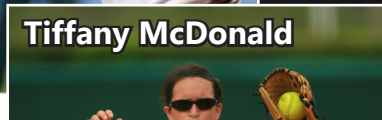
Mysii Calkins



**Kaleigh
Rafter**



Lacey Waldrop



Tiffany McDonald

Laurie Shepard
Silver Bullets (1995-98)

Kristy Fuentes
Georgia Pride (1998)

Casey Hunter
Connecticut Brakettes (2006)

Veronica Wootson
Akron Racers (2007-08)

Renée Espinoza
Georgia Price (1997)

Kaleigh Rafter
Canadian National Team (2007-15)
2008 Beijing Olympics Participant
WMLS International Japan (2013-14)
2015 Pan Am Games Champion

Jessica van der Linden
Arizona Heat (2004)
Puerto Rico National Team

Carly Wynn
Tennessee Diamonds (2010)

Yuruby Alicart
Venezuelan National Team
(2000-14)
2008 Beijing Olympics Participant

Terese Gober
Mannheim Tornados (2010)

Tatiana George
Harlem Diamonds (2005)

Monica Perry
Hotel Ambassador cc Terrasvogels
(2013)
South Australian Starz (2015-16)

Brandi Stuart
Akron Racers (2004)

Courtney Adams
Puerto Rico National Team (2013)

Mysii Calkins
Georgia Pride (1999)

Ellie Cooper
New Zealand National Team (2012,
2014)
NZ Junior World
Championships (2011, 2013)

Shannon Mitchem
Silver Bullets (1993-98)

Lacey Waldrop
Chicago Bandits (2015)

Shamalene Wilson
Georgia Pride (1997)

Maddie O'Brien
PA Rebellion (2015)

Briana Hamilton
PA Rebellion (2014-15)
Akron Racers (2015)

Courtney Senas
PA Rebellion (2015)

Leslie Malerich
Connecticut Brakettes (2005-06)
Italian National Team

Meghan King
Puerto Rico National Team (2015)

Leslie Adams
Carolina Diamonds (1997-99)

Korina Rosario
Puerto Rico National Team (2015)

Tiffany McDonald
British National Team (2006)
Coached for Dutch National Team

Sabrina Stutsman
Puerto Rico National Team (2015)

Elisa Vasquez
Houston (2004)



Yuruby Alicart



Veronica Wootson



Monica Perry



Courtney Senas, Briana Hamilton, Maddie O'Brien



EIGHT WOMEN'S COLLEGE WORLD SERIES APPEARANCES • 13 ACC CHAMPIONSHIPS

1981 & 1982 NATIONAL CHAMPIONS

Before the games were televised on ESPN and before there were professional leagues, the main goal of collegiate softball was to go out, give your best and try to win, but mainly the student-athletes were there because they loved the game and they wanted to have fun. For two years in the early 1980's, the Florida State softball team not only had fun, but also dominated its competition and brought home a pair of national championships.

There was plenty of reason for optimism going into the 1981 season after FSU won 13 of its last 15 games the year before and was one game away from advancing to the AIAW National Tournament. Countering the momentum from 1980 was the inexperience of the 1981 roster which featured only six returnees but a host of talented newcomers.

"It was a lot of fun," former head coach Dr. JoAnne Graf said. "They had known each other from summer league ball so I think there was a lot of respect right away. Anytime you win it's a whole lot of fun. That team was in every game, they won, obviously, most of them, but it's always fun to coach people who win and they worked hard. They just had that confidence, that air that they were going to have to lose the game; no one was going to beat them."

Any concerns about the 1981 season were quickly erased as the Seminoles ran out to a 19-2 start with a trio of tournament titles. The only hiccup during the year came at the South Florida Invitational as FSU lost three of four but that also served as a wake up call as the Seminoles won 16-straight games to push their record to 38-5.

Just when the Seminoles had everything going in their favor, another bump in the road came. Winners of its last 16 games, FSU dropped a pair of games to East Carolina to finish second at the North Carolina State Invitational. But just like the losses at South Florida, the setback refocused the Seminoles when they needed it the most.

Few would have guessed that the 5-2 loss to the Pirates would be the Seminoles' last of the season. FSU took four-straight heading into the FAIAW State Tournament where it breezed to the state title with four more wins to match the most wins in school history. Up next was the AIAW Region III Tournament where the Seminoles took the next step, sweeping four more games to advance to the National Tournament.

Proving its versatility, FSU won every way possible, outscoring Western Carolina 13-9 in the first game before winning a defensive triumph 4-3 over North Carolina State. FSU disposed of the Pirates 12-3 then beat North Carolina 4-1 to capture the school's first national championship in women's athletics.

Postseason accolades came in for Darby Cottle as the shortstop collected All-America honors after hitting .428. Joining her on the All-America squad was second baseman Jan Sikes as she hit .477.

"Those teams were so full of life, heart, we had great camaraderie," former player Susan Painter said. "It started at the top with JoAnne. We had a great group of players, but she was the main component. She kept us on top and kept fighting for us and for the title. Every great team has a fit and that one certainly did. It was quite a group. We still keep in touch, but I miss that."

The pieces were in place for another run in 1982 and the Seminoles wasted no time as they won their first 12 games, highlighted by the title at the Florida Invitational - including eight shutouts. Ironically the "low point" of the season came at the Lady Seminole Invitational where FSU lost three in a row.

But just like they had done the previous year, the Seminoles bounced back to win 10-straight, including titles at the Friendly City and South Florida Invitationals. Twice during the middle half of the season the Seminoles scored 30 runs or more, including a 39-5 drubbing of Georgia Southern.

Despite all of FSU's success that year - the Seminoles won four of six regular season tournaments - there was one team it could not get past: rival Florida. Of the 10 losses that season, six came to the Gators, including back-to-back losses at the Montgomery Invitational where FSU finished second.



Similar to 1981, the losses refocused the Seminoles as they won their next 12 going into the FAIAW tournament. UF got the Tribe again 2-1 in the third game, but the Seminoles won a pair to claim the state title. Florida State had relatively little trouble in the regional tournament, only dropping a 2-1 decision to South Florida before beating the Bulls for the trophy.

The stage was set for a repeat and the Seminoles were on a mission having won 21 of their last 23 games. The first three games were a breeze as FSU outscored its opponents 46-6 with wins over Georgia Southern, South Florida and UNC-Charlotte. All that stood between FSU and its second national championships were the Florida Gators.

While Florida State held an 8-6 lead in the season series, Florida was the only team that had been close to FSU over the last five years and handed the Seminoles their worst loss in school history at the time, a 14-0 defeat during the middle of the season. With the championship on the line the Seminoles were at their best and they prevailed 9-4 to claim their second-straight national championship.

The accolades poured in for the Seminoles again, headed by Cottle who was named the Broderick Award winner as the AIAW Player of the Year. She was joined on the All-America squad by Natalie Drouin, Painter, Toni Robinette and Sikes.

"We were like a big family, I don't even remember anyone not getting along," Drouin said. "We had two great teams and I don't know which one was better. They were pretty equal. At the time none of us really knew what we had accomplished, we just wanted to do our best and have fun, but afterwards it was thrilling."

The Seminoles won 110 games those two years with a 54-7 record in 1981 and a 56-10 mark the year after. Florida State was an offensive juggernaut those two seasons, scoring an average of 9.2 runs per game. What might be even more impressive was the Seminoles' pitching and defense. Behind Painter, the team's lone pitcher, FSU gave up only 2.7 runs per game, a number that is unfathomable in slow pitch.

"I remember a lot of team unity and enthusiasm," Cottle said. "We were a group of winners, that's for sure, and we were a team that was willing to do whatever it took to get to the top. I'm just proud to have been part of the teams that started a tradition of winning."

While the AIAW was disbanded one year later and FSU went to NCAA competition in 1984, the players on those teams were the founders of a legacy that continues today.



1981 & 1982 AIAW NATIONAL CHAMPIONS • 28 NCAA APPEARANCES

DR. JOANNE GRAF

Dr. JoAnne Graf spent 30 successful seasons at the helm of the Florida State softball program. With 1,437 victories under her belt, Graf retired on June 15, 2008, with more wins than any other head coach in collegiate softball.

The first collegiate softball coach to earn 1,400 victories, Graf's numerous achievements with Florida State softball include AIAW slowpitch national championships in 1981 and 1982, seven trips to the Women's College World Series, with the first coming in 1986 (just four years after FSU went to NCAA fastpitch softball), 21 NCAA Regional appearances and 10 Atlantic Coast Conference titles.

On April 2, 2005, then-Florida State University President Dr. T.K. Wetherell officially renamed the softball stadium "JoAnne Graf Field at the Seminole



Softball Complex," making her among only two active softball coaches with fields named after them. On September 13, 2013, Graf was inducted into the Florida State Athletics Hall of Fame

One of the most prolific coaches in collegiate softball, Graf concluded her career having won 75 percent of her games (1,437-478-6), including a 1,218-425-6 (.740) mark in NCAA Division I play. Her NCAA career win total is currently second all-time. Florida State averaged 50.75 wins per year under her guidance since beginning NCAA play ranked No. 1 all-time.

Graf is a 1975 graduate of Florida State. In 1992, she earned her doctorate degree in athletic administration at FSU, and taught at her alma mater until her retirement in 2013.

The JoAnne Graf File

- 1,437 All-Time Victories at Florida State
- Back-to-Back AIAW National Championships (1981 & 1982)
- Six-Time ACC Coach of the Year
- 10 Atlantic Coast Conference Titles
- 21 NCAA Tournament Appearances
- 45 NCAA Tournament Victories
- Seven Women's College World Series Appearances
- 34 All-America Awards
- 74 All-ACC Selections



EIGHT WOMEN'S COLLEGE WORLD SERIES APPEARANCES • 13 ACC CHAMPIONSHIPS

NCAA RECORDS

INDIVIDUAL LEADERS

SINGLE-GAME RECORDS

CONSECUTIVE PLATE APPEARANCES, REACHING BASE

18Maddie O'Brien, April 16-20, 2014 (1st)

INTENTIONAL BASES ON BALLS

4Maddie O'Brien vs. Pitt, April 16, 2014 (T-1st)

CONSECUTIVE VICTORIES

50Rebecca Aase, Feb. 25, 1991-April 24, 1993 (2nd)

CONSECUTIVE BASES ON BALLS

8Maddie O'Brien, April 19-20, 2014 (T-3rd)

STOLEN BASES

5Serita Brooks vs. Bethune-Cookman May 17, 2001 (T-6th)

CONSECUTIVE STOLEN BASES

54Serita Brooks, Feb. 9-May 19, 2001 (T-9th)

CONSECUTIVE GAMES HITTING STREAK

28Natasha Jacob, April 4, 2005-Feb. 14, 2006 (T-16th)

26Morgan Klaevemann, March 25 to May 17, 2015 (T-24th)

SEASON RECORDS

STOLEN BASES

Player	Year	Cl.	G	SB
Danielle Cox	1999	Sr.	66	73 (T-2nd)
Shamalene Wilson	1996	Sr.	72	69 (T-6th)
Myssi Calkins	1997	Sr.	65	61 (T-10th)

HOME RUNS

Player	Year	Cl.	G	RBI
Maddie O'Brien	2014	Jr.	64	24 (T-24th)

RUNS BATTED IN

Player	Year	Cl.	G	RBI
Maddie O'Brien	2014	Jr.	64	83 (T-18th)

GAMES

Player	Year	G
Leslie Malerich	2000	58 (T-18th)

WINNING PERCENTAGE

Player	Year	Cl.	W	L	Pct.
Rebecca Aase	1992	So.	28	0	1.000 (T-1st)

EARNED-RUN AVERAGE

Player	E.R.A.
Shelly Berube	0.22 (T-16th)

NO HITTERS

Player	No.
Julie Larsen	6 (T-7th)

ASSISTS

Player	Year	Cl.	G	Assists
Cindy Lawton	1995	Sr.	73	189 (T-20th)

CAREER RECORDS

PERFECT GAMES

No.	Player	Years
6	Julie Larsen	1985-88 (T-2nd)

GAMES PLAYED

No.	Player	Years
295	Jessica van der Linden	2001-04 (3rd)

290	Brandi Stuart	2000-03 (T-7th)
281	Kristi Hull	1995-98 (19th)

STOLEN BASES

No.	Player	Years
185	Myssi Calkins	1994-97 (7th)
162	Brandi Stuart	2000-03 (T-12th)
161	Shamalene Wilson	1993-96 (T-14th)

TRIPLES

No.	Player	Years
30	Shamalene Wilson	1993-96 (12th)

NO HITTERS

No.	Player	Years
12	Julie Larsen	1985-88 (T-12th)

ASSISTS

No.	Player	Years
591	Tami Post	1996-99 (T-13th)

AT BATS

No.	Player	Years
875	Veronica Wootsen	2004-07 (T-14th)

STOLEN-BASE PERCENTAGE (min. 50 attempts)

No.	Player	Years
0.942	Morgan Bullock (49-of-52)	2010-13 (T-14th)
0.931	Shamalene Wilson (161-of-173)	1993-96 (24th)

EARNED-RUN AVERAGE

No.	Player	Years
0.47	Toni Gutierrez	1990-93 (T-19th)

STRIKEOUT RATIO (K PER 7 IP)

No.	Player	Years
9.98	Sarah Hamilton (1,005 K in 704.1 IP)	2008-11 (T-25th)

ANNUAL NCAA INDIVIDUAL LEADERS

HOME RUNS

Year	Player	Cl.	G	No.	Avg.
1987	Tiffany Daniels	So.	64	10	0.16

RUNS BATTED IN

Year	Player	Cl.	G	No.	Avg.
2014	Maddie O'Brien	Jr.	64	83	1.30

STOLEN BASES PER GAME

Year	Player	Cl.	G	SB	SBA	Avg.
1999	Danielle Cox	Sr.	66	73	82	1.11

STOLEN BASES

Year	Player	Cl.	G	SB
1996	Shamalene Wilson	Sr.	72	69
1999	Danielle Cox	Sr.	66	73

STRIKEOUT RATIO (Strikeouts per seven innings)

Year	Player	Cl.	G	IP	SO	Avg.
1984	Tina Kyler	Jr.	20	135.1	224	11.6
1985	Julie Larsen	Fr.	21	122.0	175	10.0

TOTAL BASES

Year	Player	Cl.	G	H	AB	TB	Avg.
2014	Maddie O'Brien	Jr.	64	73	172	162	.942

VICTORIES

Year	Player	Cl.	G	IP	W	L	Pct.
2014	Lacey Waldrop	Jr.	48	266.1	38	7	.844

NCAA RECORDS

ANNUAL TEAM CHAMPIONS

HITS

Year	Team	G	W	L	T	AB	Hits	Avg.
1992	Florida State	72	63	9	0	1,842	580	.315

RUNS

Year	Team	G	W	L	T	R	Avg.
1992	Florida State	72	63	9	0	364	5.06

HOME RUNS PER GAME

Year	Team	G	W	L	T	HR	Avg.
1989	Florida State	53	39	14	0	17	0.32

STOLEN BASES


Year	Team	G	W	L	T	SB	SBA	Avg.
1996	Florida State	72	51	21	0	160	171	2.22

TOTAL BASES

Year	Team	G	W	L	T	AB	TB	Pct.
1992	Florida State	72	63	9	0	1,842	766	.416

EARNED RUN AVERAGE

Year	Team	G	W	L	T	IP	R	ER	ERA
2001	Florida State	70	58	12	0	474.3	75	48	0.71
2004	Florida State	74	62	12	0	498.3	76	44	0.62



Toni Gutierrez

TEAM RECORDS

PITCHING

CONSECUTIVE SCORELESS INNINGS
124 Florida State, February 20-March 19, 1993

STRIKEOUTS IN A GAME
28 Florida State vs. Southern Miss., March 10, 1984 (15 inn)

TEAM LEADERS

SINGLE-GAME RECORDS

LONGEST GAME
Inn. Team (Score), Opponent (Score) Date
15 Florida State (1), Southern Miss. (0)..... March 10, 1984 (T-27th)

LONGEST WINNING STREAK
No. Team Dates
32 Florida State..... March 4-26, 1985 (T-11)
27 Florida State..... March 22-May 15, 2003 (T-23)

SEASON RECORDS

BATTING - HITS
Team Year G Hits
Florida State1995 73..... 628 (19th)

PITCHING - EARNED RUN AVERAGE
Team Year W-L-T IP R ER ERA
Florida State1984 40-5-2 341.0.....30.....18 0.37 (T-14th)

PITCHING - SHUTOUTS
Team Year SHO
Florida State1992.....40 (T-12th)

MISCELLANEOUS - VICTORIES
Team Year W L T Pct.
Florida State1992 63..... 9..... 0..... .875 (T-14th)
Florida State1991 62..... 12..... 0..... .838 (T-21st)

DIVISION I SOFTBALL COACHING RECORDS

WINNINGEST COACHES ALL-TIME

BY VICTORIES
(Minimum 10 years as a Division I head coach; includes spring varsity fast-pitch record at four-year colleges only.)
Coach, Team Yrs. Won Lost Tied Pct.
7. JoAnne Graf (Florida St. 1984-2008).. 25..... 1,186...425 6735

BY PERCENTAGE
(Minimum 10 years as a Division I head coach; includes spring varsity fast-pitch record at four-year colleges only.)
Coach, Team Yrs. Won Lost Tied Pct.
15. JoAnne Graf (Florida St. 1984-2008) 25..... 1,186...425 6735



JoAnne Graf



EIGHT WOMEN'S COLLEGE WORLD SERIES APPEARANCES • 13 ACC CHAMPIONSHIPS

TEAM AND INDIVIDUAL RECORDS

TEAM SEASON RECORDS

Victories

Most in a Season..... 63..... 1992 (63-9)

Streaks

All-time winning streaks..... 32..... Mar. 4-26, 1985
 27..... Mar. 22-May 11, 2003
 *25..... Feb. 9-Mar. 18, 1992
 *21..... Feb. 13-Mar. 19, 1993
 20..... Mar. 21-Apr. 9, 1991
 18..... Mar. 13-Mar. 28, 1998
 18..... Apr. 11-May 16, 1992
 18..... Mar. 10-23, 1986
 17..... Mar. 12-Apr. 6, 2014
 17..... Feb. 7-Mar. 1, 2014
 17..... ^ 1984

* - streak started the season; ^ - dates unknown for the streak

Longest Losing Streak..... 8..... 2000
 (March 4th to March 11th)

Highest Winning Pct. in Season 875..... 1984 (41-5-2)
 1992 (63-9)

Shutouts

Fewest Times Shutout in Season 2..... 1997 (65 games)
 2014 (64 games), 2010 (62 games), 1995 (61 games)

Most Times Shutout in Season..... 10..... 1994

Most Recorded in Season..... 41..... 1992

Shutout Streaks

Without Being Shutout..... 46..... 1984

Most Consecutive 17..... 1993

Consecutive Scoreless Innings Pitched 124.2..... 1993

HITTING

Runs

Most in Game..... 20..... vs. B-CU, 2013

Most Allowed in Game 17..... vs. Michigan, 2014

Largest Winning Margin..... 20..... vs. B-CU, 2013

Largest Losing Margin..... 14..... vs. Michigan, 2014

Most in Season 400..... 2014

Most Allowed in a Season 256..... 2006

Hits

Most in Season 628..... 1995

Most Allowed in Season..... 442..... 1998

Doubles

Most in Season 93..... 2001

Most Allowed in Season..... 69..... 2006, 1998

Triples

Most in Season 33..... 1994

Most Allowed in Season..... 23..... 1994

Home Runs

Most in Season 65..... 2014

Most Allowed in Season..... 47..... 2006

Runs Batted In

Most in Season 363..... 2014

Most Allowed in a Season 232..... 2006

Batting Average

Highest in Season 316..... 1995

Highest Allowed in Season..... 246..... 2011

Walks

Most in Season 318..... 2014

Most Allowed in Season..... 229..... 2005

Stolen Bases

Most in Season 160..... 1996

Most Allowed in Season..... 63..... 2002, 2007

FIELDING

Putouts

Most in Season 1,604..... 2000

Assists

Most in Season 804..... 2000

Errors

Most in Season 108..... 2006

Most by Opponents in Season 155..... 1995

Fielding Percentage

Highest in Season 976..... 1993

PITCHING

Pitching Appearances

Most in Season 78..... 2000

Innings Pitched

Most in Season 534.2..... 2000

No Hitters

Most in Season 8..... 1986

Earned Run Average

Lowest in Season..... 0.37 1984 (18 ER-339.2 IP)

Highest in Season 2.71 2006 (192 ER-496.1 IP)

INDIVIDUAL SEASON RECORDS

BATTING

Most Games Played:..... 78

Kimmy Carter, 2000

Brandi Stuart, 2000

Serita Brooks, 2000

Natalie Bennett, 2000

At Bats:..... 252, Natasha Jacob, 2006

Runs:..... 72, Shamalene Wilson, 1996

Hits:..... 99, Serita Brooks, 2000

Doubles:..... 19, Yuruby Alicart, 2006

Triples:..... 11, Tiffany Daniels, 1987

11, Shamalene Wilson, 1995

Home Runs:..... 24, Maddie O'Brien, 2014

RBIs:..... 83, Maddie O'Brien, 2014

Walks:..... 73, Maddie O'Brien, 2015

Strikeouts:..... 55, LaShaun Davis, 2005

Batting Average:..... .432, Danielle Cox, 1999

Stolen Bases:..... 73, Danielle Cox (73-of-82), 1999

Sacrifices:..... 25, Shannon Mitchem, 1992

FIELDING

Putouts:..... 498, Becky Wallace, 2000

Assists:..... 189, Cindy Lawton, 1995

Errors:..... 34, Jesse McGregor, 1996

Fielding Pct.:..... 1.000, Julie Rice (320 chances), 1990

Morgan Klaevemann (65 outfield chances), 2015

PITCHING

Appearances:..... 58, Leslie Malerich, 2000

Games Started:..... 42, Lacey Waldrop, 2014

Tiffany McDonald, 2006, Leslie Malerich, 2002

Innings Pitched:..... 329.1, Tiffany McDonald, 2006

Wins:..... 38, Lacey Waldrop, 2014

Losses:..... 19, Tiffany McDonald, 2006

Sarah Hamilton, 2011

No Hitters:..... 4, Christy Larsen, 1990

Runs (Most):..... 148, Tiffany McDonald, 2006

Runs (Least):..... 10, Julie Larsen, 1985

Shelley Berube, 1984

Rebecca Aase, 1994

Earned Runs (Most):..... 107, Tiffany McDonald, 2006

Earned Runs (Least):..... 1, Toni Gutierrez, (50.0 innings), 1990

Hits (Most):..... 250, Tiffany McDonald, (in 329.1 innings), 2006

Walks (Most):..... 126, Casey Hunter, 2005

Walks (Least):..... 10, Toni Gutierrez, 1990

Strikeouts:..... 387, Jessica van der Linden, 2004

Hit Batsmen:..... 28, Tiffany McDonald, 2006

Earned Run Average:..... 0.14, Toni Gutierrez, (50.0 innings), 1990

Most Doubles Allowed:..... 40, Tiffany McDonald, 2006

Most Triples Allowed:..... 11, Rebecca Aase, 1994

Most Home Runs Allowed:..... 32, Tiffany McDonald, 2006

Most Consecutive Victories:..... 50, Rebecca Aase,

Feb. 15, 1991 - April 24, 1993

Best Win Percentage:..... 1.000, Rebecca Aase, (28-0), 1992

Combined Strikeouts by Starting Pitchers:..... 24

Tiffany McDonald (19) vs. Abbie Sims, NC State (5), April 15, 2006

1981 & 1982 AIAW NATIONAL CHAMPIONS • 28 NCAA APPEARANCES

ALL-TIME TOP 10

BATTING RECORDS
GAMES

1. Kristy Hull	281	1995-98
2. Brandi Stuart	280	2000-03
3. Tami Post	277	1996-99
4. Veronica Wootson	273	2004-07
5. Kimmy Carter	272	1999-02
Jessica van der Linden	272	2001-04
7. Myssi Calkins	271	1994-97
8. Jesse McGregor	267	1996-99
9. Natasha Jacob	264	2003-06
10. Shamalene Wilson	262	1993-96

BATTING AVERAGE

1. Shamalene Wilson	.366	1993-96
Danielle Cox	.366	1998-99
3. Jessica van der Linden	.361	2001-04
4. Cindy Lawton	.358	1994-95
5. Brandi Stuart	.357	2000-03
6. Tiffany Daniels	.356	1986-89
7. Carly Wynn	.355	2007-10
8. Staci Brandon	.351	2000-01
Serita Brooks	.351	2000-01
10. Natasha Jacob	.341	2003-06

RUNS

1. Shamalene Wilson	223	1993-96
2. Tiffani Brown	207	2010-14
3. Veronica Wootson	199	2004-07
4. Brandi Stuart	196	2000-03
5. Courtney Senas	180	2011-14
6. Susan Buttery	170	1990-93
7. Myssi Calkins	166	1994-97
8. Carly Wynn	165	2007-10
9. Maddie O'Brien	158	2012-15
10. Jessica van der Linden	155	2001-04
Kristy Hull	155	1995-98

HITS

1. Shamalene Wilson	310	1993-96
2. Brandi Stuart	287	2000-03
3. Tiffani Brown	285	2010-14
4. Veronica Wootson	282	2004-07
5. Jessica van der Linden	277	2001-04
6. Natasha Jacob	271	2003-06
7. Kristy Hull	265	1995-98
8. Myssi Calkins	253	1994-97
9. Carly Wynn	247	2007-10
10. Susan Buttery	245	1990-93

DOUBLES

1. Jessica van der Linden	50	2001-04
2. Carly Wynn	45	2007-10
3. Maddie O'Brien	41	2012-15
Veronica Wootson	41	2004-07
5. Brandi Stuart	39	2000-03
6. Corrie Williams	38	1996-99
7. Courtney Senas	37	2011-14
8. Victoria East	36	2013-Pr.
Yuruby Alicart	36	2006-07
10. Wendy Braye	35	1994-97

TRIPLES

1. Shamalene Wilson	30	1993-96
2. Tiffani Brown	22	2010-14
Veronica Wootson	22	2004-07
4. Tiffany Daniels	21	1986-89
5. Lisa Davidson	19	1991-94
6. Kimmy Carter	18	1999-02
7. Jessica van der Linden	17	2001-04
Brandi Stuart	17	2000-03
Leslie Barton	17	1990-93
10. Susan Buttery	16	1990-93

HOME RUNS

1. Maddie O'Brien	55	2012-15
2. Courtney Senas	36	2011-14
3. Veronica Wootson	29	2004-07
4. Briana Hamilton	28	2011-14
5. Yuruby Alicart	26	2006-07
6. Brandi Stuart	25	2000-03
7. Tiffany Daniels	24	1986-89
8. Ashley Stager	23	2008-11
9. Carly Wynn	20	2007-10
10. Jessica Warren	19	2015-Pr.
Lisa Davidson	19	1991-94

RBI

1. Maddie O'Brien	216	2012-15
2. Jessica van der Linden	161	2001-04
3. Courtney Senas	158	2011-14
4. Brandi Stuart	151	2000-03
5. Veronica Wootson	137	2004-07
6. Kimmy Carter	136	1999-02
7. Leslie Barton	131	1990-93
8. Robin Ahrberg	117	2007-11
Ashley Stager	117	2008-11
10. Kristy Hull	114	1995-98
Lisa Davidson	114	1991-94

STOLEN BASES

1. Myssi Calkins	185	1994-97
2. Brandi Stuart	162	2000-03
3. Shamalene Wilson	161	1993-96
4. Tiffani Brown	109	2010-14
5. Serita Brooks	97	2000-01
6. Danielle Cox	93	1998-99
7. Veronica Wootson	79	2004-07
8. Courtney Senas	69	2011-14
Natasha Jacob	69	2003-06
10. Leslie Barton	66	1990-93

WALKS

1. Maddie O'Brien	198	2012-15
2. Jessica van der Linden	144	2001-04
3. Brandi Stuart	133	2000-03
4. Lisa Davidson	114	1991-94
5. Ashley Stager	113	2008-11
6. Carly Wynn	103	2007-10
7. Courtney Senas	98	2011-14
8. Tiffany Daniels	92	1986-89
9. Kimmy Carter	88	1999-02
10. Tatiana George	87	2002-05

SLUGGING PERCENTAGE

1. Maddie O'Brien	.645	2012-15
2. Yuruby Alicart	.622	2006-07
3. Tiffany Daniels	.592	1986-89
4. Courtney Senas	.547	2011-14
5. Carly Wynn	.543	2007-10
6. Brandi Stuart	.540	2000-03
7. Shamalene Wilson	.521	1993-96
8. Veronica Wootson	.519	2004-07
9. Lisa Davidson	.501	1991-94
10. Cindy Lawton	.496	1994-95

PITCHING RECORDS
APPEARANCES

1. Leslie Malerich	179	1999-02
2. Lacey Waldrop	170	2012-15
3. Tiffany McDonald	163	2005-08
4. Sarah Hamilton	149	2008-11
5. Terese Gober	141	2007-10
6. Casey Hunter	137	2002-05
7. Jen White-Cody	135	1998-01
8. Kristy Fuentes	125	1994-97
9. Debbie DeJohn	121	1987-90
10. Julie Larsen	113	1985-88

INNINGS PITCHED

1. Leslie Malerich	988.2	1999-02
2. Tiffany McDonald	898.1	2005-08
3. Lacey Waldrop	859.2	2012-15
4. Debbie DeJohn	798.0	1987-90
5. Casey Hunter	759.1	2002-05
6. Julie Larsen	759.0	1985-88
7. Jen White-Cody	756.1	1998-01
8. Sarah Hamilton	704.2	2008-11
9. Kristy Fuentes	698.1	1994-97
10. Jessica van der Linden	690.0	2001-04

WINS

1. Lacey Waldrop	109	2012-15
2. Leslie Malerich	107	1999-02
3. Debbie DeJohn	90	1987-90
4. Casey Hunter	85	2002-05
Julie Larsen	85	1985-88
6. Tiffany McDonald	79	2005-08
7. Christy Larsen	77	1988-91
8. Jessica van der Linden	76	2001-04
9. Jen White-Cody	74	1998-01
Toni Gutierrez	74	1990-93

STRIKEOUTS

1. Sarah Hamilton	1,005	2008-11
2. Tiffany McDonald	939	2005-08
3. Lacey Waldrop	917	2012-15
4. Jessica van der Linden	899	2001-04
5. Casey Hunter	893	2002-05
6. Julie Larsen	834	1985-88
7. Christy Larsen	758	1988-91
8. Leslie Malerich	751	1999-02
9. Terese Gober	692	2007-10
10. Toni Gutierrez	648	1990-93

**EARNED RUN AVERAGE
(MINIMUM 300 IP)**

1. Shelley Berube	0.38	1984-85
2. Toni Gutierrez	0.47	1990-93
3. Tina Kyler	0.50	1984-85
4. Julie Larsen	0.68	1985-88
5. Debbie DeJohn	0.69	1987-90
6. Marla Looper	0.78	1993-94
7. Rebecca Aase	0.84	1991-94
8. Jessica van der Linden	0.96	2001-04
9. Christy Larsen	0.98	1988-91
10. Renee Espinoza	1.06	1995-96

SHUTOUTS

1. Christy Larsen	52	1988-91
2. Toni Gutierrez	51	1990-93
3. Julie Larsen	50	1985-88
4. Leslie Malerich	45	1999-02
5. Rebecca Aase	43	1991-94
Debbie DeJohn	43	1987-90
7. Jessica van der Linden	39	2001-04
8. Casey Hunter	36	2002-05
9. Kristy Fuentes	35	1994-97
10. Tina Kyler	30	1984-85

SAVES

1. Jessica Nori	9	2011-14
2. Sarah Hamilton	8	2008-11
Tiffany McDonald	8	2005-07
4. Lacey Waldrop	7	2012-15
Casey Hunter	7	2002-05
6. Leslie Malerich	6	1999-02
7. Bailey Schinella	5	2012-15
8. Jessica Burroughs	4	2014-Pr.
Jessica van der Linden	4	2001-04
Marla Looper	4	1993-94

FIELDING RECORDS
ASSISTS

1. Tami Post	591	1996-99
2. Jesse McGregor	523	1996-99
3. Shannan Mitchem	451	1989-92
4. Brandi Stuart	444	2000-03
5. Veronica Wootson	422	2004-07
6. Maddie O'Brien	405	2012-15
7. Penny Siqueiros	403	1989-92
8. Laurie Shepard	387	1992-95
9. Tiffani Brown	391	2010-14
10. Briana Hamilton	361	2011-14

PUTOUTS

1. Lori Crouse	1260	1986-89
2. Wendy Braye	1209	1994-97
3. Brittany Osmon	1203	2005-08
4. Julie Rice	1169	1988-91
5. Corrie Williams	1149	1996-99
6. Beth Wade	1117	2001-04
7. Heather Feltman	1013	1993-95
8. Celeste Gomez	900	2011-14
9. Victoria East	873	2013-Pr.
10. Leslie Adams	798	1992-93



EIGHT WOMEN'S COLLEGE WORLD SERIES APPEARANCES • 13 ACC CHAMPIONSHIPS

SINGLE SEASON TOP 10

BATTING RECORDS

HITS

1.	Serita Brooks	99	2000
2.	Danielle Cox	98	1999
3.	Natasha Jacob	94	2006
4.	Shamalene Wilson	91	1996
5.	Kristy Hull	87	1995
	Cindy Lawton	87	1995
7.	Susan Buttery	84	1991
8.	Veronica Wootson	83	2004
9.	Myssi Calkins	82	1997
10.	Brandi Stuart	81	2002
	Shamalene Wilson	81	1994

BATTING AVERAGE

1.	Danielle Cox	.432	1999
2.	Maddie O'Brien	.424	2014
3.	Jessica van der Linden	.412	2003
4.	Shamalene Wilson	.402	1996
5.	Jessica van der Linden	.401	2004
	Serita Brooks	.401	2000
7.	Morgan Klavemann	.393	2015
8.	Brandi Stuart	.391	2002
	Tiffany Daniels	.391	1987
10.	Cindy Lawton	.383	1995

RUNS

1.	Shamalene Wilson	72	1996
2.	Veronica Wootson	70	2004
3.	Tiffani Brown	65	2014
	Courtney Senas	65	2014
5.	Brandi Stuart	63	2002
	Tiffany Daniels	63	1987
7.	Maddie O'Brien	62	2014
8.	Veronica Wootson	61	2007
9.	Susan Buttery	59	1991
10.	Courtney Senas	58	2013
	Serita Brooks	58	2001
	Susan Buttery	58	1993

STOLEN BASES

1.	Danielle Cox	73	1999
2.	Shamalene Wilson	69	1996
3.	Myssi Calkins	61	1997
4.	Serita Brooks	55	2001
5.	Brandi Stuart	54	2002
	Myssi Calkins	54	1996
7.	Myssi Calkins	44	1994
8.	Tiffani Brown	43	2012
9.	Serita Brooks	42	2000
	Brandi Stuart	42	2000

WALKS

1.	Maddie O'Brien	73	2015
2.	Alex Powers	56	2015
3.	Maddie O'Brien	56	2014
4.	Erika Leonard	52	2012
5.	Brandi Stuart	49	2002
6.	Jessica van der Linden	46	2003
7.	Courtney Senas	43	2014
8.	Carly Wynn	42	2010
	Jessica van der Linden	42	2004
10.	Brandi Stuart	39	2003
	Tiffany Daniels	39	1984

AT BATS

1.	Natasha Jacob	252	2006
2.	Veronica Wootson	248	2004
3.	Serita Brooks	242	2000
4.	Susan Buttery	240	1991
5.	Brandi Stuart	233	2000
6.	Kristy Hull	232	1995
7.	Shamalene Wilson	229	1996
8.	Danielle Cox	227	1999
	Cindy Lawton	227	1995
10.	Whitney Buckmon	222	2006

TRIPLES

1.	Tiffany Daniels	11	1987
	Shamalene Wilson	11	1995
3.	Veronica Wootson	9	2006
	Susan Buttery	9	1991
	Lisa Davidson	9	1993
	Shamalene Wilson	9	1994
7.	Carly Wynn	8	2010
	Serita Brooks	8	1996
9.	Veronica Wootson	7	2004
	Brandi Stuart	7	2002
	Shamalene Wilson	7	1996
	Lisa Donaldson	7	1991

HOME RUNS

1.	Maddie O'Brien	24	2014
2.	Jessica Warren	19	2015
3.	Courtney Senas	15	2014
4.	Courtney Senas	14	2013
	Yuruby Alicart	14	2007
6.	Kelly Hensley	13	2013
7.	Briana Hamilton	12	2012
	Yuruby Alicart	12	2006
9.	Kaleigh Rafter	11	2009
	Veronica Wootson	11	2007

DOUBLES

1.	Yuruby Alicart	19	2006
2.	Carly Wynn	18	2010
3.	Maddie O'Brien	17	2014
	Yuruby Alicart	17	2007
5.	Victoria East	16	2013
	Cindy Lawton	16	1995
7.	Shayla Jackson	15	2011
8.	Veronica Wootson	14	2007
	Jessica van der Linden	14	2002
	Monique Marier	14	2001
	Jessica van der Linden	14	2001
	Corrie Williams	14	1998

RUNS BATTED IN

1.	Maddie O'Brien	83	2014
2.	Jessica Warren	57	2015
3.	Courtney Senas	57	2014
4.	Yuruby Alicart	56	2007
5.	Jessica van der Linden	55	2004
6.	Kelly Hensley	54	2013
	Yuruby Alicart	54	2006
8.	Kimmy Carter	53	2002
9.	Courtney Senas	52	2013
10.	Veronica Wootson	49	2006
	Penny Siquerious	49	1991

SLUGGING PERCENTAGE

1.	Maddie O'Brien	.942	2014
2.	Jessica Warren	.761	2015
3.	Tiffany Daniels	.673	1987
4.	Courtney Senas	.667	2014
5.	Brandi Stuart	.647	2002
6.	Courtney Senas	.646	2013
7.	Carly Wynn	.643	2010
8.	Yuruby Alicart	.623	2007
9.	Yuruby Alicart	.621	2006
10.	Kelly Hensley	.618	2013

PITCHING RECORDS

APPEARANCES

1.	Leslie Malerich	58	2000
2.	Tiffany McDonald	57	2006
3.	Leslie Malerich	55	2002
4.	Lacey Waldrop	48	2014
	Kristy Fuentes	48	1997
6.	Lacey Waldrop	47	2013
	Casey Hunter	47	2005
8.	Sarah Hamilton	45	2011
	Sarah Hamilton	45	2010
10.	Toni Gutierrez	44	1992

INNINGS PITCHED

1.	Tiffany McDonald	329.1	2006
2.	Leslie Malerich	323.0	2000
3.	Leslie Malerich	315.1	2002
4.	Kristy Fuentes	310.0	1997
5.	Toni Gutierrez	285.1	1992
6.	Christy Larsen	275.0	1991
7.	Casey Hunter	268.1	2005
8.	Lacey Waldrop	266.1	2014
9.	Renee Espinoza	253.0	1996
10.	Jessica van der Linden	246.1	2004

WINS

1.	Lacey Waldrop	38	2014
2.	Leslie Malerich	35	2002
	Leslie Malerich	35	2000
	Toni Gutierrez	35	1992
5.	Casey Hunter	33	2004
6.	Kristy Fuentes	32	1997
7.	Tiffany McDonald	30	2006
	Renee Espinoza	30	1996
9.	Jessica van der Linden	29	2004
10.	Lacey Waldrop	28	2015
	Rebecca Aase	28	1992

STRIKEOUTS

1.	Jessica van der Linden	378	2004
2.	Casey Hunter	338	2005
3.	Sarah Hamilton	326	2010
4.	Tiffany McDonald	312	2006
5.	Sarah Hamilton	311	2009
6.	Christy Larsen	307	1991
7.	Sarah Hamilton	289	2011
8.	Toni Gutierrez	295	1992
9.	Lacey Waldrop	287	2014
10.	Casey Hunter	277	2004

SHUTOUTS

1.	Toni Gutierrez	23	1992
2.	Jessica van der Linden	20	2004
	Julie Larsen	20	1986
4.	Leslie Malerich	16	2000
	Julie Larsen	16	1987
6.	Rene Espinoza	15	1995
	Christy Larsen	15	1990
8.	Casey Hunter	14	2004
	Toni Gutierrez	14	1991
	Debbie DeJohn	14	1990
	Tina Kyler	14	1985

EARNED RUN AVERAGE (MINIMUM 100 INNINGS PITCHED)

1.	Julie Larsen	0.29	1985
2.	Christy Larsen	0.35	1990
3.	Julie Larsen	0.37	1986
4.	Marla Looper	0.42	1993
5.	Toni Gutierrez	0.46	1993
	Tina Kyler	0.46	1985
7.	Toni Gutierrez	0.47	1992
8.	Rebecca Aase	0.51	1993
	Debbie DeJohn	0.51	1987
10.	Debbie DeJohn	0.53	1989
	Shelly Berube	0.53	1985

SAVES

1.	Jessica Nori	4	2014
	Jessica Nori	4	2012
	Bailey Schinella	4	2012
	Tiffany McDonald	4	2006
	Leslie Malerich	4	2002
	Marla Looper	4	1994
7.	Jessica Burroughs	3	2015
	Sarah Hamilton	3	2010
	Tiffany McDonald	3	2007
	Casey Hunter	3	2005
	Niki Zenger	3	1995

FIELDING RECORDS

ASSISTS

1.	Cindy Lawton	189	1995
2.	Natalie Bennett	173	2000
3.	Tami Post	171	1998
4.	Shannan Mitchem	165	1992
5.	Natalie Bennett	156	2001
6.	Jesse McGregor	153	1998
7.	Veronica Wootson	149	2007
8.	Shannan Mitchem	147	1991
9.	Brandi Stuart	145	2000
10.	Yuruby Alicart	144	2006
	Tami Post	144	1999

PUTOUTS

1.	Kaleigh Rafter	540	2009
2.	Becky Wallace	498	2000
3.	Jen Lapicki	489	2010
4.	Heather Feltmann	480	1994
5.	Heather Feltmann	463	1995
6.	Leslie Adams	443	1992
7.	Victoria East	418	2013
8.	Robyn Gauger	409	2001
9.	Beth Wade	407	2004
10.	Heather Conway	403	1992

1981 & 1982 AIAW NATIONAL CHAMPIONS • 28 NCAA APPEARANCES

YEARLY LEADERS

YEARLY OFFENSIVE LEADERS (SINCE 1984)

BATTING AVERAGE

1984	Greta Bahn.....	331
1985	Greta Bahn.....	274
1986	Carolyn Fiero.....	352
1987	Tiffany Daniels.....	391
1988	Tiffany Daniels.....	340
1989	Tiffany Daniels.....	350
1990	Penny Siqueiros.....	313
	Leslie Barton.....	313
1991	Penny Siqueiros.....	329
1992	Penny Siqueiros.....	381
1993	Susan Buttery.....	377
1994	Shamalene Wilson.....	380
1995	Cindy Lawton.....	383
1996	Shamalene Wilson.....	402
1997	Myssi Calkins.....	374
1998	Dana Bailey.....	342
1999	Danielle Cox.....	432
2000	Serita Brooks.....	401
2001	Brandi Stuart.....	361
2002	Brandi Stuart.....	391
2003	Jessica van der Linden.....	412
2004	Jessica van der Linden.....	401
2005	Natasha Jacob.....	359
2006	Natasha Jacob.....	373
2007	Veronica Wootson.....	349
2008	Carly Wynn.....	368
2009	Carly Wynn.....	337
2010	Carly Wynn.....	378
2011	Jen Lapicki.....	343
2012	Shayla Jackson.....	304
2013	Morgan Bullock.....	346
2014	Maddie O'Brien.....	424
2015	Morgan Klaevemann.....	393

RUNS

1984	Greta Bahn.....	36
1985	Greta Bahn.....	35
1986	Barbara Gillespie.....	24
1987	Tiffany Daniels.....	63
1988	Tiffany Daniels.....	39
1989	Tiffany Daniels.....	35
1990	Christy Larsen.....	30
1991	Susan Buttery.....	43
1992	Susan Buttery.....	59
1993	Susan Buttery.....	58
1994	Shamalene Wilson.....	55
1995	Shamalene Wilson.....	55
1996	Shamalene Wilson.....	72
1997	Myssi Calkins.....	55
1998	Kristy Hull.....	42
1999	Danielle Cox.....	52
2000	Serita Brooks.....	54
2001	Serita Brooks.....	58
2002	Brandi Stuart.....	63
2003	Brandi Stuart.....	41
2004	Veronica Wootson.....	70
2005	Natasha Jacob.....	29
2006	Yuruby Alicart.....	51
2007	Veronica Wootson.....	61
2008	Carly Wynn.....	38
2009	Carly Wynn.....	43
2010	Carly Wynn.....	52
2011	Tiffani Brown.....	50
2012	Tiffani Brown.....	44
2013	Courtney Senas.....	58
2014	Tiffani Brown.....	65
2015	Courtney Senas.....	65
	Jessica Warren.....	53

HITS

1984	Greta Bahn.....	39
1985	Greta Bahn.....	54
1986	Carolyn Fiero.....	42
1987	Tiffany Daniels.....	42
1988	Tiffany Daniels.....	79
1989	Tiffany Daniels.....	56
1990	Penny Siqueiros.....	56
1991	Penny Siqueiros.....	71
1992	Susan Buttery.....	84
1993	Susan Buttery.....	78
1994	Shamalene Wilson.....	81

1995	Cindy Lawton.....	87
	Kristy Hull.....	87
1996	Shamalene Wilson.....	92
1997	Myssi Calkins.....	82
1998	Dana Bailey.....	69
1999	Danielle Cox.....	98
2000	Serita Brooks.....	99
2001	Brandi Stuart.....	73
2002	Brandi Stuart.....	81
2003	Jessica van der Linden.....	83
2004	Veronica Wootson.....	63
2005	Natasha Jacob.....	71
2006	Natasha Jacob.....	94
2007	Veronica Wootson.....	76
2008	Whitney Buckmon.....	67
2009	Carly Wynn.....	68
2010	Carly Wynn.....	74
2011	Tiffani Brown.....	71
2012	Tiffani Brown.....	66
2013	Victoria East.....	66
2014	Maddie O'Brien.....	73
2015	Morgan Klaevemann.....	70

DOUBLES

1984	Teresa Collins.....	7
1985	Greta Bahn.....	4
1986	Carolyn Fiero.....	5
1987	Carolyn Fiero.....	6
1988	Christy Larsen.....	5
1989	Tiffany Daniels.....	8
1990	Christy Larsen.....	7
1991	Penny Siqueiros.....	7
1992	Leslie Barton.....	11
1993	Leslie Barton.....	8
	Lisa Davidson.....	8
1994	Lisa Davidson.....	10
	Shamalene Wilson.....	10
1995	Cindy Lawton.....	16
1996	Jesse McGregor.....	9
1997	Wendy Braye.....	11
1998	Corrie Williams.....	14
1999	Christy Cerecedes.....	12
2000	Teresa Edenfield.....	11
	Natalie Bennett.....	11
2001	Monique Marier.....	14
	Jessica van der Linden.....	14
2002	Jessica van der Linden.....	14
2003	Jessica van der Linden.....	12
	Brandi Stuart.....	12
2004	Beth Wade.....	12
2005	Lesley Palmer.....	12
2006	Yuruby Alicart.....	19
2007	Yuruby Alicart.....	17
2008	Brittany Osmon.....	9
2009	Kaleigh Rafter.....	11
	Carly Wynn.....	11
2010	Carly Wynn.....	18
2011	Shayla Jackson.....	15
2012	Maddie O'Brien.....	11
2013	Victoria East.....	16
2014	Maddie O'Brien.....	17
2015	Alex Powers.....	13

TRIPLES

1984	Greta Bahn.....	6
1985	Laurie Holler.....	9
1986	Carolyn Fiero.....	5
1987	Tiffany Daniels.....	11
1988	Tiffany Daniels.....	6
1989	Christy Larsen.....	4
1990	Leslie Barton.....	3
	Toni Gutierrez.....	3
	Julie Rice.....	3
1991	Penny Siqueiros.....	5
1992	Susan Buttery.....	9
1993	Lisa Davidson.....	9
1994	Shamalene Wilson.....	9
1995	Shamalene Wilson.....	11
1996	Shamalene Wilson.....	7
1997	Misty Molin.....	4
1998	Danielle Cox.....	4
1999	Christy Cerecedes.....	5
	Kimmy Carter.....	5
2000	Serita Brooks.....	8
2001	Serita Brooks.....	5
2002	Brandi Stuart.....	7

2003	Elisa Vasquez.....	4
	Jessica van der Linden.....	4
2004	Veronica Wootson.....	7
2005	Natasha Jacob.....	5
2006	Veronica Wootson.....	9
2007	Brittany Osmon.....	4
	Veronica Wootson.....	4
2008	Ashley Stager.....	3
2009	Carly Wynn.....	5
2010	Carly Wynn.....	8
2011	Tiffani Brown.....	6
2012	Shayla Jackson.....	5
2013	Courtney Senas.....	5
2014	Tiffani Brown.....	5
2015	Morgan Klaevemann.....	3
	Jessica Warren.....	3
	Alex Kossoff.....	3

HOME RUNS

1984	Teresa Collins.....	7
1985	Wendy Rogers.....	5
1986	Carolyn Fiero.....	6
1987	Tiffany Daniels.....	10
1988	Tiffany Daniels.....	6
1989	Tiffany Daniels.....	6
1990	Leslie Barton.....	5
1991	Susan Buttery.....	3
1992	Lisa Davidson.....	6
1993	Leslie Barton.....	5
1994	Lisa Davidson.....	7
1995	Shamalene Wilson.....	5
1996	Shamalene Wilson.....	3
1997	Wendy Braye.....	4
1998	Corrie Williams.....	3
1999	Danielle Cox.....	2
2000	Teresa Edenfield.....	4
2001	Monique Marier.....	6
2002	Brandi Stuart.....	10
2003	Brandi Stuart.....	8
2004	Beth Wade.....	8
2005	Tatiana George.....	7
2006	Yuruby Alicart.....	12
2007	Yuruby Alicart.....	14
2008	Brittany Osmon.....	7
2009	Kaleigh Rafter.....	11
2010	Tory Haddad.....	7
2011	Ashley Stager.....	10
2012	Briana Hamilton.....	12
2013	Courtney Senas.....	14
2014	Maddie O'Brien.....	24
2015	Jessica Warren.....	19

SLUGGING PERCENTAGE

1984	Teresa Collins.....	.628
1985	Laurie Holler.....	.368
1986	Carolyn Fiero.....	.630
1987	Tiffany Daniels.....	.688
1988	Tiffany Daniels.....	.543
1989	Tiffany Daniels.....	.550
1990	Penny Siqueiros.....	.397
1991	Penny Siqueiros.....	.426
1992	Lisa Davidson.....	.527
1993	Lisa Davidson.....	.560
1994	Shamalene Wilson.....	.582
1995	Shamalene Wilson.....	.530
1996	Shamalene Wilson.....	.524
1997	Wendy Braye.....	.476
1998	Corrie Williams.....	.460
1999	Danielle Cox.....	.493
2000	Serita Brooks.....	.510
2001	Monique Marier.....	.543
2002	Brandi Stuart.....	.647
2003	Brandi Stuart.....	.577
2004	Jessica van der Linden.....	.553
2005	Natasha Jacob.....	.434
2006	Yuruby Alicart.....	.621
2007	Yuruby Alicart.....	.623
2008	Carly Wynn.....	.500
2009	Kaleigh Rafter.....	.585
2010	Carly Wynn.....	.643
2011	Jen Lapicki.....	.509
2012	Briana Hamilton.....	.527
2013	Courtney Senas.....	.646
2014	Maddie O'Brien.....	.942
2015	Jessica Warren.....	.761

RUNS BATTED IN

1984	Greta Bahn.....	25
	Teresa Collins.....	25
1985	Wendy Rogers.....	31
1986	Carolyn Fiero.....	25
1987	Tiffany Daniels.....	41
1988	Lori Crouse.....	33
1989	Tiffany Daniels.....	28
1990	Penny Siqueiros.....	23
1991	Penny Siqueiros.....	31
1992	Penny Siqueiros.....	49
1993	Leslie Barton.....	47
1994	Shamalene Wilson.....	36
1995	Cindy Lawton.....	46
1996	Shamalene Wilson.....	45
1997	Misty Molin.....	38
1998	Corrie Williams.....	40
1999	Kimmy Carter.....	21
2000	Teresa Edenfield.....	46
2001	Monique Marier.....	41
2002	Kimmy Carter.....	53
2003	Elisa Vasquez.....	46
2004	Jessica van der Linden.....	55
2005	Tatiana George.....	25
2006	Yuruby Alicart.....	54
2007	Yuruby Alicart.....	56
2008	Brittany Osmon.....	46
2009	Kaleigh Rafter.....	42
2010	Jen Lapicki.....	41
2011	Jen Lapicki.....	35
2012	Maddie O'Brien.....	43
2013	Kelly Hensley.....	54
2014	Maddie O'Brien.....	83
2015	Jessica Warren.....	57

STOLEN BASES

1984	Sunnie O'Neal.....	11
1985	Greta Bahn.....	15
	Barbara Gillespie.....	15
1986	Greta Bahn.....	20
1987	Tiffany Daniels.....	23
1988	Christy Larsen.....	12
1989	Tiffany Daniels.....	25
1990	Jodie Bullock.....	7
1991	Tina Getherall.....	11
1992	Leslie Barton.....	35
1993	Shamalene Wilson.....	25
1994	Myssi Calkins.....	44
1995	Shamalene Wilson.....	39
1996	Shamalene Wilson.....	69
1997	Myssi Calkins.....	61
1998	Dana Bailey.....	27
1999	Danielle Cox.....	73
2000	Serita Brooks.....	42
	Brandi Stuart.....	42
2001	Serita Brooks.....	55
2002	Brandi Stuart.....	54
2003	Brandi Stuart.....	36
2004	Natasha Jacob.....	18
2005	Natasha Jacob.....	14
2006	Natasha Jacob.....	25
2007	Veronica Wootson.....	35
2008	Whitney Buckmon.....	28
2009	Carly Wynn.....	21
2010	Carly Wynn.....	25
2011	Tiffani Brown.....	24
2012	Tiffani Brown.....	43
2013	Courtney Senas.....	16
2014	Tiffani Brown.....	25
2015	Morgan Klaevemann.....	20

WALKS

1984	Greta Bahn.....	21
1985	Greta Bahn.....	25
1986	Laurie Holler.....	24
1987	Tiffany Daniels.....	39
1988	Tiffany Daniels.....	26
1989	Tiffany Daniels.....	24
1990	Jodie Bullock.....	17
1991	Susan Buttery.....	23
1992	Leslie Barton.....	29
1993	Lisa Davidson.....	28
1994	Jen Olow.....	23
1995	Wendy Braye.....	22
1996	Kristy Hull.....	20
1997	Windy Weltz.....	30



EIGHT WOMEN'S COLLEGE WORLD SERIES APPEARANCES • 13 ACC CHAMPIONSHIPS

YEARLY LEADERS

1998	Christy Cerecedes	30
1999	Christy Cerecedes	24
	Corrie Williams	24
2000	Kimmy Carter	29
2001	Serita Brooks	32
2002	Brandi Stuart	49
2003	Jessica van der Linden	46
2004	Jessica van der Linden	42
2005	Lesley Palmer	23
2006	Carly Brieske	20
2007	Veronica Wootson	26
2008	Ashley Stager	29
2009	Carly Wynn	25
	Ashley Stager	25
2010	Carly Wynn	42
2011	Ashley Stager	24
2012	Erika Leonard	52
2013	Maddie O'Brien	38
2014	Maddie O'Brien	56
2015	Maddie O'Brien	73

SACRIFICE HITS

1984	Tina Kyler	11
1985	Tina Kyler	17
1986	Karyn Palgut	13
1987	Lynn Steele	18
1988	Kari Keith	14
1989	Kelly Flaczinski	17
1990	Shannan Mitchem	18
1991	Kelly Flaczinski	15
	Tina Getherall	15
1992	Shannan Mitchem	25
1993	Shamalene Wilson	17
1994	Myssi Calkins	21
1995	Windy Weltz	16
1996	Kristy Hull	18
1997	Windy Weltz	25
1998	Kristy Hull	21
1999	Jesse McGregor	23
2000	Natalie Bennett	21
2001	Kimmy Carter	19
2002	Kimmy Carter	15
2003	Tatiana George	24
2004	Natasha Jacob	18
2005	Kim Hoffer	16
2006	Whitney Buckmon	18
2007	Robin Ahrberg	14
2008	Whitney Buckmon	8
2009	Monica Montez	8
	Shayla Jackson	8
2010	Ashley Stager	6
2011	Morgan Bullock	4
	Courtney Senas	4
2012	Morgan Bullock	4
2013	Morgan Bullock	7
2014	Maddie O'Brien	5
2015	Macey Cheatham	10

YEARLY PITCHING LEADERS
(SINCE 1984)

APPEARANCES

1984	Tina Kyler	23
1985	Tina Kyler	26
1986	Julie Larsen	33
1987	Julie Larsen	37
1988	Julie Larsen	24
1989	Debbie DeJohn	32
1990	Debbie DeJohn	35
1991	Christy Larsen	43
1992	Toni Gutierrez	44
1993	Marla Looper	25
1994	Marla Looper	36
1995	Renee Espinoza	39
1996	Renee Espinoza	40
1997	Kristy Fuentes	48
1998	Stacy Venable	36
1999	Jennifer White-Cody	37
2000	Leslie Malerich	58
2001	Leslie Malerich	34
	Jennifer White-Cody	34
2002	Leslie Malerich	55
2003	Casey Hunter	38
2004	Jessica van der Linden	42
2005	Casey Hunter	47
2006	Tiffany McDonald	57

2007	Tiffany McDonald	42
2008	Tiffany McDonald	32
2009	Sarah Hamilton	42
2010	Sarah Hamilton	45
2011	Sarah Hamilton	45
2012	Monica Perry	35
2013	Lacey Waldrop	47
2014	Lacey Waldrop	48
2015	Lacey Waldrop	41

INNINGS PITCHED

1984	Tina Kyler	157
1985	Tina Kyler	182
1986	Julie Larsen	225
1987	Julie Larsen	237
1988	Julie Larsen	174
1989	Debbie DeJohn	223
1990	Debbie DeJohn	225
1991	Christy Larsen	275
1992	Toni Gutierrez	285
1993	Marla Looper	165.2
1994	Marla Looper	191.1
1995	Renee Espinoza	221.1
1996	Renee Espinoza	253.0
1997	Kristy Fuentes	310.0
1998	Jennifer White-Cody	215.1
1999	Jennifer White-Cody	214.2
2000	Leslie Malerich	323.0
2001	Leslie Malerich	205.1
2002	Leslie Malerich	315.1
2003	Casey Hunter	200.2
2004	Jessica van der Linden	246.1
2005	Casey Hunter	268.1
2006	Tiffany McDonald	329.1
2007	Tiffany McDonald	211.0
2008	Tiffany McDonald	199.1
2009	Sarah Hamilton	201.2
2010	Sarah Hamilton	214.1
2011	Sarah Hamilton	231.0
2012	Monica Perry	191.0
2013	Lacey Waldrop	219.1
2014	Lacey Waldrop	266.1
2015	Lacey Waldrop	211.1

WINS

1984	Shelley Berube	18
1985	Julie Larsen	18
1986	Julie Larsen	25
1987	Julie Larsen	25
	Debbie DeJohn	25
1988	Debbie DeJohn	18
1989	Debbie DeJohn	22
1990	Debbie DeJohn	25
1991	Christy Larsen	33
1992	Toni Gutierrez	35
1993	Marla Looper	20
1994	Marla Looper	21
1995	Renee Espinoza	26
1996	Renee Espinoza	30
1997	Kristy Fuentes	32
1998	Jennifer White-Cody	26
1999	Jennifer White-Cody	16
2000	Leslie Malerich	35
2001	Leslie Malerich	26
2002	Leslie Malerich	35
2003	Casey Hunter	27
2004	Casey Hunter	33
2005	Casey Hunter	21
2006	Tiffany McDonald	30
2007	Tiffany McDonald	17
2008	Tiffany McDonald	18
2009	Terese Gober	24
2010	Sarah Hamilton	22
2011	Sarah Hamilton	19
2012	Monica Perry	22
2013	Lacey Waldrop	24
2014	Lacey Waldrop	38
2015	Lacey Waldrop	28

STRIKEOUTS

1984	Tina Kyler	248
1985	Tina Kyler	209
1986	Julie Larsen	271
1987	Julie Larsen	224
1988	Julie Larsen	164
1989	Christy Larsen	166
1990	Christy Larsen	201
1991	Christy Larsen	307
1992	Toni Gutierrez	295
1993	Marla Looper	143
1994	Marla Looper	167
1995	Renee Espinoza	212
1996	Renee Espinoza	220
1997	Kristy Fuentes	240
1998	Jennifer White-Cody	123
1999	Jennifer White-Cody	164
2000	Leslie Malerich	243
2001	Leslie Malerich	160
2002	Leslie Malerich	255
2003	Casey Hunter	246
2004	Jessica van der Linden	387
2005	Casey Hunter	338
2006	Tiffany McDonald	312
2007	Tiffany McDonald	235
2008	Tiffany McDonald	244
2009	Sarah Hamilton	311
2010	Sarah Hamilton	326
2011	Sarah Hamilton	289
2012	Monica Perry	199
2013	Lacey Waldrop	259
2014	Lacey Waldrop	287
2015	Lacey Waldrop	232

EARNED RUN AVERAGE

1984	Shelley Berube	0.22
1985	Julie Larsen	0.29
1986	Julie Larsen	0.37
1987	Debbie DeJohn	0.51
1988	Christy Larsen	0.90
1989	Debbie DeJohn	0.53
1990	Toni Gutierrez	0.14
1991	Toni Gutierrez	0.59
1992	Toni Gutierrez	0.47
1993	Marla Looper	0.42
1994	Marla Looper	1.10
1995	Renee Espinoza	1.33
1996	Renee Espinoza	0.83
1997	Kristy Fuentes	1.15
1998	Jennifer White-Cody	1.37
1999	Stacy Venable	1.04
2000	Leslie Malerich	1.21
2001	Jennifer White-Cody	0.63
2002	Leslie Malerich	1.38
2003	Casey Hunter	0.67
2004	Jessica van der Linden	0.60
2005	Casey Hunter	1.70
2006	Tiffany McDonald	2.27
2007	Melissa May	1.82
2008	Sarah Hamilton	1.46
2009	Sarah Hamilton	0.83
2010	Sarah Hamilton	1.50
2011	Sarah Hamilton	2.09
2012	Lacey Waldrop	1.33
2013	Lacey Waldrop	1.53
2014	Lacey Waldrop	1.13
2015	Lacey Waldrop	1.52

WALKS ALLOWED

1984	Shelley Berube	16
1985	Julie Larsen	30
1986	Roxanne Hantelmann	18
1987	Debbie DeJohn	56
1988	Debbie DeJohn	32
1989	Debbie DeJohn	35
1990	Christy Larsen	22
1991	Toni Gutierrez	38
1992	Toni Gutierrez	54
1993	Toni Gutierrez	28
1994	Marla Looper	39
1995	Kristy Fuentes	71
1996	Niki Zenger	47
1997	Kristy Fuentes	83
1998	Stacy Venable	65
1999	Jennifer White-Cody	51
2000	Leslie Malerich	72

2001	Jennifer White-Cody	40
2002	Jessica van der Linden	69
2003	Jessica van der Linden	48
2004	Jessica van der Linden	51
2005	Tiffany McDonald	99
2006	Melissa May	33
2007	Melissa May	31
2008	Terese Gober	61
2009	Sarah Hamilton	43
2010	Terese Gober	50
2011	Jessica Nori	21
2012	Lacey Waldrop	36
2013	Monica Perry	35
2014	Jessica Burroughs	45
2015	Jessica Burroughs	69

HITS ALLOWED

1984	Shelley Berube	33
1985	Tina Kyler	63
1986	Roxanne Hantelmann	65
1987	Julie Larsen	114
	Debbie DeJohn	114
1988	Christy Larsen	54
1989	Christy Larsen	83
1990	Christy Larsen	57
1991	Toni Gutierrez	87
1992	Rebecca Aase	96
1993	Rebecca Aase	66
1994	Rebecca Aase	108
1995	Renee Espinoza	142
1996	Niki Zenger	124
1997	Kristy Fuentes	214
1998	Stacy Venable	179
1999	Jennifer White-Cody	177
2000	Leslie Malerich	222
2001	Leslie Malerich	119
2002	Jessica van der Linden	128
2003	Jessica van der Linden	93
2004	Jessica van der Linden	106
2005	Tiffany McDonald	134
2006	Melissa May	89
2007	Terese Gober	81
2008	Tiffany McDonald	146
2009	Terese Gober	123
2010	Terese Gober	141
2011	Sarah Hamilton	160
2012	Lacey Waldrop	107
2013	Monica Perry	119
2014	Jessica Burroughs	83
2015	Jessica Burroughs	115

RUNS ALLOWED

1984	Shelley Berube	10
1985	Julie Larsen	10
1986	Roxanne Hantelmann	17
1987	Julie Larsen	41
	Debbie DeJohn	41
1988	Christy Larsen	25
1989	Debbie DeJohn	33
1990	Christy Larsen	17
1991	Toni Gutierrez	22
1992	Rebecca Aase	31
1993	Rebecca Aase	16
	Toni Gutierrez	16
1994	Rebecca Aase	43
1995	Renee Espinoza	55
1996	Renee Espinoza	51
1997	Kristy Fuentes	67
1998	Stacy Venable	68
1999	Leslie Malerich	62
2000	Leslie Malerich	84
2001	Jennifer White-Cody	27
2002	Jessica van der Linden	65
2003	Casey Hunter	33
2004	Jessica van der Linden	29
2005	Tiffany McDonald	59
2006	Melissa May	48
2007	Terese Gober	47
2008	Terese Gober	90
2009	Sarah Hamilton	31
2010	Terese Gober	73
2011	Sarah Hamilton	89
2012	Lacey Waldrop	44
2013	Monica Perry	54
2014	Jessica Burroughs	40
2015	Lacey Waldrop	64



1981 & 1982 AIAW NATIONAL CHAMPIONS • 28 NCAA APPEARANCES

YEARLY TEAM STATISTICS

BATTING

Year	G	AVG	AB	R	H	2B	3B	HR	RBI	BB	SO	SB	E
1984	48	.244	1151	249	281	30	15	21	149	150	142	46	42
1985	64	.243	1617	277	393	20	21	14	197	171	181	61	51
1986	49	.246	1242	188	305	17	12	15	134	127	146	55	62
1987	64	.268	1668	307	447	34	28	19	235	169	147	49	97
1988	58	.250	1509	211	381	20	26	16	169	102	126	36	72
1989	53	.247	1377	176	340	30	16	17	138	106	91	41	48
1990	63	.238	1595	182	482	27	18	13	140	123	159	38	56
1991	74	.261	1959	272	511	41	26	8	191	136	186	52	59
1992	72	.315	1842	364	580	53	32	23	288	167	170	102	59
1993	61	.309	1656	319	512	43	32	20	250	153	206	97	45
1994	69	.274	1798	278	492	58	33	20	222	126	255	109	72
1995	73	.316	1985	355	628	67	29	10	275	142	163	97	82
1996	72	.280	1866	299	522	47	21	5	240	143	177	160	89
1997	64	.290	1708	265	495	53	16	6	209	161	154	102	69
1998	72	.280	1853	283	519	61	16	4	213	192	217	111	66
1999	65	.276	1751	250	484	71	19	7	198	146	247	147	76
2000	78	.269	2014	301	542	66	32	17	253	162	357	117	86
2001	70	.297	1804	321	235	93	23	21	280	168	302	102	74
2002	75	.266	1928	312	512	58	23	33	254	237	368	89	94
2003	79	.297	1506	292	447	63	14	22	236	237	226	99	52
2004	74	.288	1877	369	541	69	27	44	313	252	372	64	78
2005	63	.247	1585	208	392	66	17	27	171	162	372	51	90
2006	74	.294	1944	314	571	79	29	34	263	156	391	79	108
2007	69	.288	1783	337	514	91	18	49	296	203	339	86	82
2008	66	.262	1676	261	439	64	10	26	235	158	357	68	80
2009	60	.262	1583	252	415	55	8	31	210	164	300	82	51
2010	62	.297	1678	302	499	76	23	29	276	212	226	81	57
2011	60	.289	1619	286	468	63	14	40	238	137	268	88	69
2012	63	.264	1596	282	422	61	19	32	230	230	270	85	63
2013	63	.292	1618	346	473	75	21	60	316	227	290	67	60
2014	64	.304	1640	400	498	90	13	65	363	318	242	64	57
2015	63	.289	1593	337	461	70	18	51	300	300	258	52	67



EIGHT WOMEN'S COLLEGE WORLD SERIES APPEARANCES • 13 ACC CHAMPIONSHIPS

YEARLY TEAM STATISTICS

PITCHING

Year	W-L-T	SV	ERA	IP	H	R	ER	BB	SO	2B	3B	HR	AVG
1984	41-5-2	0	0.37	341.0	95	30	18	57	441	6	2	4	.091
1985	50-12-2	0	0.45	455.0	172	57	29	124	517	13	7	5	.125
1986	42-7	1	0.46	350.0	136	43	23	66	326	7	5	1	.127
1987	50-14	1	1.47	443.0	228	82	37	119	320	24	4	3	.150
1988	44-14	1	1.26	410.0	257	104	69	122	318	18	16	3	.177
1989	39-14	0	0.91	383.0	219	71	44	89	309	8	7	6	.168
1990	47-16	0	1.59	454.0	208	60	32	76	393	14	9	6	.136
1991	62-12	5	1.86	514.0	271	91	58	127	558	26	10	2	.162
1992	63-9	0	1.70	490.0	235	64	42	134	448	10	8	1	.141
1993	52-9	1	0.46	426.2	234	50	28	97	333	12	7	4	.159
1994	50-19	4	1.23	472.2	314	121	83	137	354	36	29	14	.187
1995	58-15	4	1.53	495.0	327	138	108	172	382	42	8	15	.199
1996	51-21	1	1.47	495.0	370	148	104	143	373	36	4	13	.204
1997	45-19	1	1.64	449.0	353	140	105	146	164	55	8	23	.203
1998	51-21	0	2.16	496.0	399	165	119	120	246	69	3	17	.214
1999	40-25-1	0	1.59	474.1	361	142	103	120	332	51	3	13	.212
2000	51-27	3	1.69	534.2	442	182	129	130	361	71	5	13	.216
2001	58-12	2	0.71	474.1	252	75	48	120	365	32	3	11	.156
2002	55-20	7	1.43	527.2	422	165	108	210	475	58	6	19	.206
2003	46-33	3	0.67	392.2	207	71	48	117	486	29	0	8	.155
2004	62-12	2	0.62	498.1	229	76	44	106	672	27	3	6	.131
2005	35-28	3	1.81	432.1	349	166	166	229	493	63	5	12	.218
2006	44-30	5	2.71	496.1	433	256	192	202	415	69	5	47	.230
2007	44-25	4	1.97	468.0	346	176	132	165	431	55	13	22	.204
2008	38-28	2	2.32	437.2	358	196	145	167	494	43	8	23	.218
2009	44-16	2	1.16	421.1	267	93	70	93	550	42	2	17	.243
2010	44-18	3	1.92	419.0	289	144	115	134	544	41	5	33	.189
2011	32-28	3	2.66	399.1	380	209	152	174	370	60	5	33	.246
2012	47-16	10	1.53	425.2	299	127	93	98	380	58	7	8	.192
2013	44-19	5	1.82	408.0	297	146	106	108	461	55	4	20	.194
2014	55-9	6	1.53	421.2	315	131	92	134	434	40	1	17	.200
2015	49-14	6	1.83	420.1	257	145	110	173	465	37	4	25	.170

1981 & 1982 AIAW NATIONAL CHAMPIONS • 28 NCAA APPEARANCES

ALL-TIME POSTSEASON RESULTS

1986 SOUTH REGIONAL

Ruston, Louisiana			
OPPONENT	FSU	OPP	W-L
Louisiana Tech	0	4	L
Louisiana Tech	0	1	L
National Finish - 9th			

1987 SOUTH REGIONAL

Tallahassee, Florida			
OPPONENT	FSU	OPP	W-L
Adelphi	1	0	W
Adelphi	3	1	W
National Finish - 7th			

1987 WOMEN'S COLLEGE WORLD SERIES

OPPONENT	FSU	OPP	W-L
Cal-State Fullerton	0	4	L
Central Michigan	0	1	L
National Finish - 7th			

1988 SOUTH REGIONAL

Ruston, Louisiana			
OPPONENT	FSU	OPP	W-L
Texas A&M	0	1	L
Louisiana Tech	1	6	L
National Finish - 9th			

1989 SOUTH REGIONAL

Tallahassee, Florida			
OPPONENT	FSU	OPP	W-L
South Carolina	1	2	L
Louisiana Tech	1	3	L
National Finish - 9th			

1990 SOUTH REGIONAL

Lafayette, Louisiana			
OPPONENT	FSU	OPP	W-L
Texas A&M	5	0	W
SW Louisiana	4	3	W
SW Louisiana	2	1	W
National Finish - T3rd			

1990 WOMEN'S COLLEGE WORLD SERIES

OPPONENT	FSU	OPP	W-L
Fresno State	1	0	W
Oklahoma State	1	4	L
Nevada-Las Vegas	4	1	W
UCLA	1	3	L
National Finish - T3rd			

1991 SOUTH REGIONAL

Lafayette, Louisiana			
OPPONENT	FSU	OPP	W-L
SW Louisiana	1	0	W
Oklahoma State	2	0	W
Oklahoma State	4	3	W
National Finish - 5th			

1991 WOMEN'S COLLEGE WORLD SERIES

OPPONENT	FSU	OPP	W-L
UCLA	0	1	L
UNLV	1	0	W
Fresno State	0	3	L
National Finish - 5th			

1992 SOUTH REGIONAL

Lafayette, Louisiana			
OPPONENT	FSU	OPP	W-L
SW Louisiana	1	0	W
UNLV	4	0	W
SW Louisiana	1	0	W
National Finish - 7th			

1992 WOMEN'S COLLEGE WORLD SERIES

OPPONENT	FSU	OPP	W-L
California	0	3	L
UMass	2	4	L
National Finish - 7th			

1993 SOUTH REGIONAL

Tallahassee, Florida			
OPPONENT	FSU	OPP	W-L
Kansas	0	1	L
Iowa	5	3	W
Kansas	5	0	W
Kansas	2	1	W
National Finish - 7th			

1993 WOMEN'S COLLEGE WORLD SERIES

OPPONENT	FSU	OPP	W-L
Oklahoma State	2	5	L
Connecticut	1	2	L
National Finish - 7th			

1994 SOUTH REGIONAL

Stillwater, Oklahoma			
OPPONENT	FSU	OPP	W-L
Oklahoma	1	3	L
Providence	1	2	L
National Finish - 9th			

1995 WEST REGIONAL

Tucson, Arizona			
OPPONENT	FSU	OPP	W-L
Nebraska	1	6	L
Ohio	2	0	W
Nebraska	6	2	W
Arizona	0	15	L
National Finish - 9th			
Final Ranking - 11th			

1996 SOUTH REGIONAL

Tallahassee, Florida			
OPPONENT	FSU	OPP	W-L
South Florida	3	1	W
Arizona	6	9	L
South Florida	6	0	W
Arizona	3	10	L
National Finish - 9th			
Final Ranking - 13th			

1998 MIDWEST REGIONAL

Stillwater, Oklahoma			
OPPONENT	FSU	OPP	W-L
Oklahoma State	0	4	L
Stanford	0	1	L
National Finish - 9th			
Final Ranking - 17th			

2000 WEST REGIONAL

Los Angeles, California			
OPPONENT	FSU	OPP	W-L
Long Beach State	2	0	W
Iowa	4	1	W
UCLA	1	6	L
Iowa	4	2	W
UCLA	1	7	L
National Finish - 9th			
Final Ranking - 17th			

2001 TALLAHASSEE REGIONAL

Tallahassee, Florida			
OPPONENT	FSU	OPP	W-L
Bethune-Cookman	6	2	W
Florida	6	2	W
California	2	1	L
Florida Atlantic	2	0	W
California	2	1	W
California	2	3	W
National Finish - 9th			
Final Ranking - 15th			

2002 TALLAHASSEE REGIONAL

Tallahassee, Florida			
OPPONENT	FSU	OPP	W-L
Auburn	2	1	W
Georgia Tech	0	7	L
Chattanooga	1	0	W
Georgia Tech	3	2	W
Georgia Tech	6	1	W

2002 WOMEN'S COLLEGE WORLD SERIES

OPPONENT	FSU	OPP	W-L
UCLA	2	1	W
California	0	1	L
Nebraska	4	3	W
Arizona	2	6	L
National Finish - T3rd			
Final Ranking - 4th			

2003 GAINESVILLE REGIONAL

Gainesville, Florida			
OPPONENT	FSU	OPP	W-L
Texas-Arlington	0	1	L
Oregon State	1	2	L
Final Ranking - 19th			

2004 TALLAHASSEE REGIONAL

Tallahassee, Florida			
OPPONENT	FSU	OPP	W-L
Long Island	4	0	W
Cal State Northridge	1	0	W
Oregon	5	4	W
Oregon	0	1	L
Oregon	2	0	W

2004 WOMEN'S COLLEGE WORLD SERIES

OPPONENT	FSU	OPP	W-L
California	2	4	L
Washington	2	0	W
LSU	1	2	L
National Finish - 5th			
Final Ranking - 5th			

2005 AUBURN REGIONAL

Auburn, Alabama			
OPPONENT	FSU	OPP	W-L
Auburn	5	0	W
Baylor	5	9	L
Auburn	2	0	W
Baylor	3	5	L

2006 ATHENS REGIONAL

Athens, Georgia			
OPPONENT	FSU	OPP	W-L
Coastal Carolina	7	2	W
Georgia	3	2	W
Georgia	1	3	L
Georgia	2	0	W

2006 NCAA SUPER REGIONAL

Tempe, Arizona			
OPPONENT	FSU	OPP	W-L
Arizona State	1	6	L
Arizona State	1	5	L
Final Ranking - 25			

2007 TUSCALOOSA REGIONAL

Tuscaloosa, Alabama			
OPPONENT	FSU	OPP	W-L

California	6	13	L
Alabama	3	6	L

2008 TUSCALOOSA REGIONAL

Tuscaloosa, Alabama			
OPPONENT	FSU	OPP	W-L
Jacksonville State	3	4	L
Chattanooga	5	3	W
Jacksonville State	1	10	L

2009 TALLAHASSEE REGIONAL

Tallahassee, Florida			
OPPONENT	FSU	OPP	W-L
Oklahoma State	0	1	L
Mississippi State	5	0	W
Oklahoma State	0	1	L
Final Ranking - 22nd			

2010 ATHENS REGIONAL

Athens, Georgia			
OPPONENT	FSU	OPP	W-L
Radford	10	1	W
Georgia	2	5	L
Radford	2	3	L

2011 ATHENS REGIONAL

Athens, Georgia			
OPPONENT	FSU	OPP	W-L
UAB	6	2	W
Georgia State	13	1	W
UAB	2	10	L
Georgia			

2012 LOS ANGELES REGIONAL

Los Angeles, California			
OPPONENT	FSU	OPP	W-L
San Diego State	2	1	L
UCLA	2	1	W
San Diego State	0	1	L

2013 MOBILE REGIONAL

Mobile, Alabama			
OPPONENT	FSU	OPP	W-L
Mississippi State	5	2	W
South Alabama	2	1	W
South Alabama	0	3	L
South Alabama	7	6	W

2013 NCAA SUPER REGIONAL

Austin, Texas			
OPPONENT	FSU	OPP	W-L
Texas	2	3	L
Texas	0	4	L

2014 TALLAHASSEE REGIONAL

Tallahassee, Florida			
OPPONENT	FSU	OPP	W-L
Fordham	6	1	W
USF	2	0	W
USF	2	1	W

2014 NCAA SUPER REGIONAL

Tallahassee, Florida			
OPPONENT	FSU	OPP	W-L
Michigan	3	17	L
Michigan	6	0	W
Michigan	4	2	W

2014 WOMEN'S COLLEGE WORLD SERIES

Oklahoma City, Oklahoma			
OPPONENT	FSU	OPP	W-L
Oregon	0	3	L
Baylor	2	7	L

2015 TALLAHASSEE REGIONAL

Tallahassee, Florida			
OPPONENT	FSU	OPP	W-L
Dartmouth	5	1	W
UCF	2	1	W
UCF	5	0	W

2015 KNOXVILLE SUPER REGIONAL

Knoxville, Tennessee			
OPPONENT	FSU	OPP	W-L
Tennessee	2	3	L
Tennessee	6	1	W
Tennessee	1	2	L

FSU OVERALL IN NCAA TOURNAMENT

Overall: 62-62 (28 appearances)
 NCAA Regional: 53-39
 NCAA Super Regional: 3-7
 Women's College World Series: 6-16



EIGHT WOMEN'S COLLEGE WORLD SERIES APPEARANCES • 13 ACC CHAMPIONSHIPS

YEAR-BY-YEAR RESULTS

1978 • (46-9)

1979 • (26-15)

1980 • (37-10)

1981 • (54-7)

Date	Opponent	Result	Score
Mar. 10	Lake City CC	W	10-8
Mar. 11	Central CC	W	15-0
Mar. 11	Central CC	W	17-1
Mar. 15	Central CC	W	17-3
--	Florida A&M	W	11-1
--	Florida A&M	W	15-3
--	vs. Florida	W	6-2
--	vs. Miami	W	18-1
--	vs. FIU	W	5-2
--	vs. West Palm JC	W	8-3
--	vs. Florida	W	5-2
--	Florida Tech	L	3-8
--	Florida Tech	W	10-5
--	Florida	W	4-0
--	USF	L	4-5
--	Jacksonville	W	20-0
--	Jacksonville	W	6-0
--	vs. Florida	W	10-1
--	vs. Florida Tech	W	5-1
--	vs. Flagler College	L	0-5
--	vs. Florida Tech	L	0-4
--	Florida	W	1-0
--	Florida	W	4-0
--	Lake City CC	W	11-6
--	Lake City CC	W	10-2
--	vs. USF	W	10-4
--	vs. Lake City CC	W	1-0
--	at Flagler College	W	12-11
--	vs. Florida	W	8-2
--	Jacksonville	W	4-2
--	Jacksonville	W	2-1
--	vs. USF	L	2-3
--	vs. Stetson	W	9-1
--	vs. FIU	W	4-3
--	at Florida	W	8-1
--	vs. Florida Tech	L	1-7
--	Florida	W	4-1
--	Florida	W	6-4
--	vs. Stetson	W	11-0
--	vs. USF	W	3-2
--	vs. Florida Tech	W	10-9
--	vs. Florida Tech	W	7-4
--	Auburn	W	4-2
--	Auburn	W	6-1
--	vs. Armstrong St	W	4-0
--	vs. Southern Miss	W	9-1
--	vs. Delta State	L	4-5
--	vs. FIU	W	3-0
--	vs. Delta State	W	5-2
--	vs. USF	L	3-6
--	vs. Armstrong St	W	10-3
--	vs. Delta State	W	8-3
--	vs. USF	W	5-1
--	vs. Florida	W	1-0
--	vs. Florida	L	2-4

Date	Opponent	Result	Score
--	Chipola CC	W	3-1
--	Florida A&M	W	11-1
--	Chipola CC	L	1-5
--	Chipola CC	L	6-7
--	Brevard CC	W	4-3
--	Brevard CC	W	14-0
--	vs. Broward No CC	W	15-2
--	vs. Dade South CC	L	1-2
--	vs. Miami	W	3-1
--	at Dade North CC	L	3-4
--	Jacksonville	W	10-0
--	Florida	L	0-2
--	vs. Florida A&M	W	7-2
--	at USF	W	6-2
--	vs. Florida	L	1-4
--	at USF	L	0-1
--	Lake City CC	W	3-1
--	Lake City CC	W	4-3
--	vs. Florida A&M	W	5-0
--	at Flagler College	L	8-10
--	vs. UCF	W	8-1
--	vs. Jacksonville	W	4-3
--	vs. Lake City CC	L	1-4
--	Lake City CC	W	5-3
--	Lake City CC	L	0-2
--	at Florida	L	0-5
--	vs. Dade North CC	W	15-0
--	vs. Lake City CC	L	0-7
--	Jacksonville	W	2-1
--	Jacksonville	W	10-3
--	Florida	W	2-0
--	Florida	L	1-2
--	vs. Flagler College	W	14-2
--	vs. Florida	W	3-2
--	vs. USF	W	6-5
--	vs. Florida	W	7-3

Date	Opponent	Result	Score
--	N. Florida JC	L	1-2
--	N. Florida JC	W	5-4
--	UCF	W	5-1
--	Florida	L	0-2
--	Brevard CC	W	11-0
--	Brevard CC	W	4-1
--	vs. Florida A&M	W	10-2
--	vs. Florida JC	W	5-1
--	vs. Flagler College	W	11-0
--	vs. Lake City CC	W	6-5
--	at Florida	W	5-4
--	vs. Lake City CC	L	2-3
--	USF	W	1-0
--	USF	W	5-1
--	at UCF	W	7-3
--	vs. USF	L	8-9
--	vs. Fl. Southern	W	9-3
--	vs. Florida	L	3-5
--	Florida	W	5-4
--	Florida A&M	W	10-5
--	vs. Stetson	W	14-2
--	vs. FIU	W	11-1
--	vs. Florida	W	4-2
--	Flagler College	W	5-2
--	Flagler College	W	17-4
--	Chipola CC	W	10-0
--	Lake City CC	L	1-3
--	vs. Appalachian St	W	23-1
--	vs. N. Kentucky	W	15-4
--	vs. Florida	L	1-7
--	at NC State	W	7-4
--	vs. Florida	L	0-5
--	Chipola CC	W	11-3
--	Chipola CC	W	11-3
--	vs. Miami	W	22-4
--	vs. USF	W	11-1
--	vs. UCF	W	3-2
--	vs. Florida	W	3-2
--	N. Florida JC	W	4-2
--	N. Florida JC	W	2-1
--	Auburn	W	4-3
--	Auburn	W	4-3
--	vs. W. GA College	W	3-0
--	vs. Auburn	W	20-11
--	vs. Florida	L	0-1
--	vs. Auburn	W	10-3
--	vs. Florida	L	0-4

AIAW National Champs

Date	Opponent	Result	Score
Mar. 4	Chipola JC	W	12-0
Mar. 4	Chipola JC	W	12-0
Mar. 6	vs. Auburn	W	5-1
Mar. 6	vs. East Carolina	W	9-2
Mar. 6	vs. Florida A&M	W	11-0
Mar. 7	at Florida	W	3-0
Mar. 7	at Florida	L	3-4
Mar. 7	at Florida	W	5-2
Mar. 11	vs. Lake City CC	W	4-3
Mar. 13	at Miami Dade N. JC	W	5-0
Mar. 13	vs. Miami	W	9-0
Mar. 13	vs. Broward Cen. CC	L	2-3
Mar. 14	vs. Palm Beach JC	W	4-0
Mar. 14	vs. Florida	W	5-0
Mar. 14	vs. USF	W	2-0
Mar. 23	FIU	W	7-0
Mar. 24	Flagler College	W	16-0
Mar. 24	Flagler College	W	13-0
Mar. 25	Edward Waters	W	21-2
Mar. 25	Edward Waters	W	10-0
Mar. 26	USF	W	7-5
Mar. 27	vs. Stetson	W	9-0
Mar. 27	vs. FIU	W	9-2
Mar. 27	vs. Florida	L	1-5
Mar. 28	at USF	W	5-1
Mar. 28	vs. Florida	L	2-5
Mar. 31	Florida	L	2-9
Mar. 31	Jacksonville	W	5-0
Apr. 3	vs. Georgia State	W	14-2
Apr. 3	vs. Georgia SW	W	9-1
Apr. 3	vs. Valdosta State	W	16-5
Apr. 4	vs. Georgia Southern	W	4-3
Apr. 4	vs. Georgia State	W	17-2
Apr. 4	at Georgia Tech	W	12-2
Apr. 4	vs. Armstrong State	W	17-4
Apr. 6	Lake City CC	W	16-2
Apr. 7	Flagler College	W	11-2
Apr. 7	Flagler College	W	5-0
Apr. 8	Edward Waters	W	15-0
Apr. 8	Edward Waters	W	8-0
Apr. 10	vs. Western Carolina	W	1-0
Apr. 10	at NC State	W	3-2
Apr. 10	vs. East Carolina	W	12-0
Apr. 11	vs. East Carolina	L	4-9
Apr. 11	vs. East Carolina	L	2-5
Apr. 16	Florida A&M	W	7-1
Apr. 16	Florida	W	5-1
Apr. 20	Chipola JC	W	14-1
Apr. 20	Chipola JC	W	15-1
--	vs. Eckerd College	W	14-3
--	vs. USF	W	5-1
--	vs. Florida	W	4-3
--	vs. USF	W	5-0
--	vs. Livingston St.	W	15-2
--	vs. Georgia Southern	W	16-0
--	vs. USF	W	9-5
--	vs. USF	W	8-4
May 14	vs. Western Carolina	W	13-9
May 15	vs. NC State	W	4-3
May 15	vs. East Carolina	W	12-3
May 16	vs. North Carolina	W	4-1



1981 & 1982 AIAW NATIONAL CHAMPIONS • 28 NCAA APPEARANCES

YEAR-BY-YEAR RESULTS

1982 • (56-10)

AIAW National Champs

Date	Opponent	Result	Score
Mar. 2	Florida A&M	W	13-4
Mar. 5	Florida A&M	W	9-0
Mar. 5	vs. Chipola JC	W	15-0
Mar. 6	vs. Brevard JC	W	6-0
Mar. 6	vs. USF	W	3-0
Mar. 6	at Florida	W	3-0
Mar. 9	at Florida	W	6-5
Mar. 9	at Chipola JC	W	15-0
Mar. 9	at Chipola JC	W	8-2
Mar. 11	USF	W	3-0
Mar. 12	Mississippi	W	8-1
Mar. 12	Valencia CC	W	15-0
Mar. 13	Florida	L	2-4
Mar. 13	Lake City CC	L	5-7
Mar. 13	East Carolina	L	2-8
Mar. 16	vs. Florida A&M	W	12-11
Mar. 16	vs. Florida A&M	W	12-4
Mar. 18	Georgia State	W	15-0
Mar. 18	Georgia State	W	17-0
Mar. 19	vs. Wilmington Coll.	W	10-2
Mar. 19	vs. Jacksonville	W	11-8
Mar. 19	vs. Fort Valley St.	W	30-5
Mar. 20	vs. Pensacola JC	W	9-0
Mar. 20	vs. Jacksonville	W	11-3
Mar. 20	vs. Lake City CC	W	11-10
Mar. 25	at USF	L	0-6
Mar. 26	vs. FIU	W	8-7
Mar. 26	vs. Palm Beach JC	W	5-4
Mar. 26	vs. Florida	L	11-12
Mar. 27	at USF	W	16-9
Mar. 27	vs. Florida	W	8-1
Mar. 27	vs. Florida	W	6-1
Mar. 30	vs. Jacksonville	W	9-2
Mar. 30	at Florida	L	0-14
Apr. 3	vs. Georgia Southern	W	39-5
Apr. 3	vs. USF	W	16-14
Apr. 3	vs. Florida	W	15-4
Apr. 4	vs. Florida	L	2-3
Apr. 4	vs. Florida	L	2-11
Apr. 7	Pensacola JC	W	9-3
Apr. 7	Lake City CC	W	8-4
Apr. 9	vs. East Carolina	W	5-0
Apr. 9	vs. North Carolina	W	11-0
Apr. 9	vs. N. Kentucky	W	6-0
Apr. 10	at NC State	W	6-0
Apr. 14	Chipola JC	W	15-0
Apr. 14	Chipola JC	W	17-0
Apr. 15	Florida	W	4-3
Apr. 15	Florida A&M	W	19-5
Apr. 19	at Lake City CC	W	15-6
Apr. 19	at Lake City CC	W	7-6
Apr. 23	vs. Stetson	W	19-1
Apr. 23	vs. FIU	W	9-1
Apr. 24	vs. Florida	L	1-2
Apr. 24	at USF	W	6-5
Apr. 25	vs. Florida	W	5-1
Apr. 25	vs. Florida	W	9-8
Apr. 30	Columbus College	W	12-0
Apr. 30	Miss. U for W	W	10-1
Apr. 30	USF	W	9-1
May 1	USF	L	1-2
May 1	USF	W	5-2
May 13	vs. Georgia Southern	W	10-0
May 14	vs. USF	W	17-2
May 15	vs. UNC-Charlotte	W	19-4
May 15	vs. Florida	W	9-4

1983 • (46-11)

Date	Opponent	Result	Score
Feb. 22	at West Florida	W	10-4
Feb. 22	at West Florida	W	10-9
Mar. 2	Lake City CC	W	2-1
Mar. 2	Lake City CC	L	3-4
Mar. 4	vs. West Florida	W	3-1
Mar. 4	vs. Jacksonville	W	5-2
Mar. 4	vs. Pensacola JC	W	3-2
Mar. 5	at Florida	W	5-1
Mar. 5	at Florida	W	5-0
Mar. 9	Florida Atlantic	W	16-0
Mar. 11	Florida Atlantic	W	10-4
Mar. 11	East Carolina	W	14-8
Mar. 11	Miami Dade N.	W	8-1
Mar. 12	West Florida	W	17-4
Mar. 12	Jacksonville	W	15-1
Mar. 12	vs. Lake City CC	W	3-1
Mar. 18	vs. Armstrong State	W	9-2
Mar. 18	vs. Edison	W	4-2
Mar. 19	vs. USF	L	0-2
Mar. 19	vs. Lake City CC	L	0-1
Mar. 21	Cleveland State	W	14-2
Mar. 21	Cleveland State	W	2-0
Mar. 22	Florida A&M	W	14-2
Mar. 22	Florida A&M	W	7-6
Mar. 24	at USF	W	2-0
Mar. 24	vs. Florida Southern	W	8-0
Mar. 25	vs. Palm Beach JC	W	6-5
Mar. 25	at USF	W	4-2
Mar. 25	vs. Florida	W	3-2
Mar. 26	at USF	L	4-7
Mar. 26	at USF	W	9-0
Mar. 30	vs. Jacksonville	W	2-0
Mar. 30	vs. Jacksonville	W	4-2
Apr. 1	Pensacola JC	W	2-1
Apr. 7	at East Carolina	L	0-2
Apr. 7	at East Carolina	W	5-4
Apr. 8	vs. UNC-Charlotte	W	12-0
Apr. 8	at NC State	W	7-1
Apr. 9	vs. Cleveland State	W	5-3
Apr. 9	vs. Northern KY	W	17-1
Apr. 11	Jacksonville	L	0-1
Apr. 11	Jacksonville	W	3-2
Apr. 13	at Florida A&M	W	10-0
Apr. 13	at Florida A&M	W	12-3
Apr. 14	at Lake City CC	L	0-2
Apr. 14	at Lake City CC	W	9-4
Apr. 21	vs. Stetson	W	14-0
Apr. 21	vs. West Florida	W	5-1
Apr. 22	vs. Florida	W	5-2
Apr. 22	vs. Florida	L	7-8
Apr. 23	vs. Florida	L	0-2
--	Campbell College	W	19-2
--	vs. Northern KY	W	13-4
--	vs. East Carolina	W	3-2
--	vs. Florida	W	8-3
--	vs. USF	L	2-11
--	vs. USF	L	3-4

1984 • (41-5-2)

Date	Opponent	Result	Score
--	Florida A&M	W	12-0
--	Florida A&M	W	9-0
--	vs. Stephen F. Austin	L	0-2
--	vs. SW Louisiana	W	1-0
--	at Louisiana Tech	T	0-0
--	vs. Texas A&M	L	2-6
--	vs. Baylor	L	2-3
--	at NE Louisiana	T	0-0
--	at Grambling	W	7-0
--	at Grambling	W	4-0
--	at Mississippi State	W	1-0
--	at Mississippi State	W	6-2
--	at Miss. U for W	W	3-0
--	at Miss. U for W	W	6-2
--	at Southern Miss	W	1-0
--	at Southern Miss	W	1-0
--	St. Louis CC	W	11-1
--	East Central College	W	8-0
--	East Central College	W	10-0
--	St. Louis CC	W	15-0
--	Mississippi State	W	5-0
--	George Mason	W	5-0
--	Florida A&M	W	10-0
--	Onondaga JC	W	4-1
--	Onondaga JC	W	10-0
--	Western Illinois	L	1-3
--	Western Illinois	W	3-1
--	Rider College	W	10-0
--	Rider College	W	4-0
--	Saginaw Valley	W	1-0
--	Saginaw Valley	W	7-2
--	at East Carolina	W	2-0
--	at East Carolina	W	3-0
--	at North Carolina	W	1-0
--	at North Carolina	W	5-0
--	vs. Nicholls State	L	1-2
--	vs. Southern Miss	W	3-0
--	at Miss. U for W	W	2-1
--	at Liberty Baptist	W	9-0
--	vs. Davis & Elkins	W	9-0
--	vs. Radford	W	8-0
--	vs. Ohio State	W	5-2
--	vs. North Carolina	W	3-1
--	vs. Penn State	W	5-0
--	at Florida A&M	W	11-1
--	at Florida A&M	W	11-0
--	New Orleans	W	9-0
--	New Orleans	W	10-0

1985 • (50-12-2)

Date	Opponent	Result	Score
Feb. 23	at USF	W	2-1
Feb. 23	at USF	L	3-4
Feb. 25	Florida A&M	W	3-0
Feb. 25	Florida A&M	W	5-0
Feb. 27	Susquehanna	W	11-0
Feb. 27	Susquehanna	W	8-2
Mar. 2	vs. Louisiana Tech	T	0-0
Mar. 2	vs. McNeese State	L	0-4
Mar. 2	vs. Ball State	T	0-0
Mar. 3	vs. Missouri	L	0-1
Mar. 4	Detroit	W	5-0
Mar. 4	Detroit	W	6-1
Mar. 5	Temple	W	2-0
Mar. 5	Temple	W	3-0
Mar. 7	Grambling	W	11-0
Mar. 7	Grambling	W	10-0
Mar. 8	vs. Signaw Valley	W	6-0
Mar. 9	vs. NE Louisiana	W	1-0
Mar. 10	vs. Grambling	W	7-0
Mar. 11	at Florida A&M	W	3-0
Mar. 12	Quincy College	W	4-2
Mar. 12	Quincy College	W	1-0
Mar. 15	Onondaga CC	W	10-0
Mar. 15	Onondaga CC	W	8-1
Mar. 19	Western Illinois	W	1-0
Mar. 19	Millikin	W	6-0
Mar. 20	Michigan State	W	2-0
Mar. 20	Michigan State	W	5-0
Mar. 21	Bradley	W	2-0
Mar. 21	Bradley	W	3-1
Mar. 22	Furman	W	13-0
Mar. 22	Stetson	W	2-1
Mar. 22	Rutgers	W	4-0
Mar. 23	Toledo	W	3-2
Mar. 23	SW Missouri St.	W	4-3
Mar. 23	Ohio State	W	3-2
Mar. 24	USF	W	2-1
Mar. 24	Bradley	W	1-0
Mar. 25	Ohio State	W	3-2
Mar. 25	Ohio State	W	11-1
Mar. 26	Brown	W	14-0
Mar. 26	Brown	W	14-2
Mar. 29	vs. SW Missouri St.	L	0-1
Mar. 29	vs. Stanford	W	9-1
Mar. 29	vs. Baylor	L	4-5
Mar. 30	vs. Utah State	L	0-2
Mar. 30	vs. New Mexico	W	3-2
Mar. 30	vs. Louisiana Tech	L	1-2
Mar. 31	vs. Texas A&M	L	1-2
Mar. 31	vs. NE Louisiana	W	10-1
Apr. 5	vs. Adelphi	L	0-2
Apr. 5	vs. Louisiana Tech	L	3-4
Apr. 5	vs. Georgia State	W	7-0
Apr. 6	vs. George Mason	W	5-0
Apr. 6	vs. Western Illinois	W	9-0
Apr. 10	at Florida A&M	W	1-0
Apr. 10	at Florida A&M	W	9-0
Apr. 12	USF	W	2-1
Apr. 13	USF	L	1-2
Apr. 14	South Carolina	L	0-2
Apr. 14	South Carolina	W	2-0
Apr. 19	Stetson	W	4-1
Apr. 19	at USF	W	1-0
Apr. 20	at USF	W	1-0





EIGHT WOMEN'S COLLEGE WORLD SERIES APPEARANCES • 13 ACC CHAMPIONSHIPS

YEAR-BY-YEAR RESULTS

1986 • (42-7)

NCAA Regional

Date	Opponent	Result	Score
--	West Florida	W	5-0
--	West Florida	W	6-0
--	at USF	W	1-0
--	at USF	W	2-1
--	Ball State	W	4-0
--	Ball State	W	3-2
Mar. 6	Valparaiso	W	5-0
Mar. 6	Valparaiso	W	2-0
Mar. 9	Virginia	W	4-0
Mar. 9	Virginia	L	1-2
Mar. 10	Temple	W	7-0
Mar. 10	Temple	W	2-0
Mar. 11	Limestone	W	4-0
Mar. 11	Limestone	W	1-0
Mar. 13	at Florida Southern	W	7-0
Mar. 13	at Florida Southern	W	2-0
Mar. 17	Maine	W	1-0
Mar. 17	Maine	W	10-0
Mar. 18	Michigan State	W	2-0
Mar. 19	Tennessee Tech	W	8-0
Mar. 19	Tennessee Tech	W	11-1
Mar. 19	Western Illinois	W	11-0
Mar. 21	Toledo	W	4-0
Mar. 21	Florida Southern	W	7-3
Mar. 21	Rutgers	W	3-0
Mar. 22	Nevada- Reno	W	8-1
Mar. 22	Furman	W	3-2
Mar. 23	Mississippi State	W	3-1
Mar. 23	Western Illinois	L	4-6
Mar. 24	Ohio	W	10-0
Mar. 24	Ohio	W	5-1
Mar. 25	Ohio State	W	8-0
Mar. 25	Ohio State	W	3-2
--	vs. Oklahoma State	W	3-2
--	vs. Utah	L	2-6
--	vs. Texas A&M	W	1-0
--	vs. St. Mary's	W	2-1
--	vs. Sam Houston	W	3-2
--	vs. Oklahoma State	W	2-1
--	vs. Arizona State	L	0-2
--	at West Florida	W	3-0
--	at West Florida	W	5-1
--	vs. Furman	L	0-1
--	vs. East Carolina	W	3-0
--	vs. North Carolina	W	1-0
--	at South Carolina	W	3-0
--	vs. USF	W	3-0

NCAA South Regional

--	at Louisiana Tech	L	0-4
--	at Louisiana Tech	L	0-1

1987 • (50-14)

College World Series

Date	Opponent	Result	Score
Feb. 20	at Stetson	W	7-0
Feb. 20	at Stetson	L	3-4
Feb. 24	at Florida A&M	W	8-1
Feb. 24	at Florida A&M	W	6-3
Mar. 5	UNC-Wilmington	W	3-1
Mar. 5	UNC-Wilmington	W	2-0
Mar. 8	Virginia	W	7-0
Mar. 8	Virginia	L	2-5
Mar. 9	Limestone	W	6-0
Mar. 9	Limestone	W	11-0
Mar. 10	Temple	L	0-1
Mar. 10	Temple	W	6-3
Mar. 11	East Carolina	W	10-0
Mar. 11	East Carolina	W	2-1
Mar. 13	vs. Eastern Michigan	W	8-1
Mar. 13	vs. Bradley	W	2-0
Mar. 13	vs. Stetson	W	16-0
Mar. 14	vs. Temple	W	5-0
Mar. 14	vs. South Carolina	L	0-4
Mar. 14	vs. Rutgers	W	4-0
Mar. 15	vs. Winthrop	W	8-0
Mar. 15	at USF	L	3-7
Mar. 15	vs. South Carolina	L	0-2
Mar. 17	Miami (OH)	W	3-0
Mar. 17	Miami (OH)	W	3-2
Mar. 19	Tennessee Tech	W	10-0
Mar. 20	Kent State	W	16-0
Mar. 20	Bowling Green	W	4-0
Mar. 21	Southern Miss	W	13-3
Mar. 21	Nicholls State	W	5-0
Mar. 22	Furman	W	1-0
Mar. 22	Toledo	L	0-3
Mar. 23	Toledo	W	9-6
Mar. 23	Toledo	W	8-1
Mar. 25	Bowling Green	W	12-2
Mar. 25	Bowling Green	W	3-1
Mar. 28	Ohio	W	3-0
Mar. 28	Ohio	W	6-2
Apr. 4	at West Florida	W	1-0
Apr. 4	at West Florida	W	4-0
Apr. 10	vs. Furman	W	8-2
Apr. 10	vs. USF	W	5-4
Apr. 10	vs. Nicholls	W	5-1
Apr. 11	vs. George Mason	W	3-0
Apr. 11	at South Carolina	W	1-0
Apr. 12	vs. Louisiana Tech	W	2-1
Apr. 12	vs. Georgia State	W	4-1
Apr. 17	USF	L	0-2
Apr. 17	USF	W	1-0
Apr. 18	South Carolina	W	1-3
Apr. 18	South Carolina	L	0-1
Apr. 19	South Carolina	W	2-1
Apr. 20	Florida A&M	W	17-0
Apr. 20	Florida A&M	W	7-1
Apr. 24	vs. Oklahoma	L	0-1
Apr. 25	at Oklahoma State	L	1-4
Apr. 25	vs. Baylor	W	10-0
Apr. 25	vs. Oklahoma	W	6-1
Apr. 26	vs. Baylor	W	8-1
Apr. 26	at Oklahoma State	W	2-0

NCAA South Regional

May 15	Adelphi	W	1-0
May 16	Adelphi	W	3-1

College World Series

May 20	vs. CS-Fullerton	L	0-3
May 21	vs. Central Michigan	L	0-1

1988 • (44-14)

NCAA Regional

Date	Opponent	Result	Score
Feb. 20	West Florida	W	1-0
Feb. 20	West Florida	W	1-0
Feb. 25	at Florida A&M	W	14-3
Feb. 25	at Florida A&M	W	11-0
Mar. 5	Eastern Michigan	W	3-1
Mar. 5	Eastern Michigan	W	4-3
Mar. 6	Temple	W	3-0
Mar. 6	Temple	W	2-0
Mar. 7	North Carolina	W	4-2
Mar. 7	North Carolina	W	8-4
Mar. 7	vs. Louisiana Tech	L	0-7
Mar. 7	vs. North Carolina	W	2-1
Mar. 11	vs. Eastern Michigan	W	7-4
Mar. 11	at USF	W	2-1
Mar. 11	vs. Virginia	W	4-0
Mar. 12	vs. Temple	W	4-3
Mar. 12	vs. Okla. City College	W	5-0
Mar. 13	vs. South Carolina	L	1-5
Mar. 13	vs. Central Michigan	W	6-2
Mar. 16	Southern Illinois	W	5-1
Mar. 16	Southern Illinois	L	1-2
Mar. 17	Virginia	W	5-0
Mar. 17	Virginia	W	7-1
Mar. 18	Florida A&M	W	7-0
Mar. 18	NE Louisiana	W	5-1
Mar. 18	Maine	W	1-0
Mar. 19	Northern Illinois	L	3-4
Mar. 19	Miami (OH)	W	5-1
Mar. 19	Furman	W	2-0
Mar. 20	Eastern Illinois	W	2-1
Mar. 20	Northern Illinois	W	2-1
Mar. 21	Eastern Illinois	W	3-2
Mar. 21	Eastern Illinois	W	11-1
Mar. 22	Ohio State	W	6-1
Mar. 22	Ohio State	W	2-1
Mar. 28	Nicholls State	W	1-0
Mar. 29	Nicholls State	W	2-1
Mar. 29	Nicholls State	W	8-3
Apr. 1	vs. Utah	W	3-0
Apr. 1	at South Carolina	L	0-1
Apr. 2	vs. Utah	L	4-8
Apr. 2	at South Carolina	L	1-3
Apr. 9	at USF	W	8-5
Apr. 9	at USF	W	8-1
Apr. 10	Florida A&M	W	3-0
Apr. 10	Florida A&M	W	2-1
Apr. 11	at West Florida	W	5-3
Apr. 11	at West Florida	L	1-2
Apr. 15	at Nebraska	L	0-3
Apr. 15	vs. Kansas	L	2-4
Apr. 16	vs. Kansas	W	2-1
Apr. 16	at Nebraska	L	0-5
Apr. 18	vs. Creighton	W	4-0
Apr. 18	vs. Creighton	L	0-2
Apr. 23	Georgia State	W	5-0
Apr. 23	Georgia State	W	2-1

NCAA South Regional

May 20	Texas A&M	L	0-1
May 21	Louisiana Tech	L	1-6

1989 • (39-14)

NCAA Regional

Date	Opponent	Result	Score
Feb. 23	West Florida	W	3-2
Feb. 23	West Florida	L	1-5
Feb. 26	at Florida A&M	W	11-0
Feb. 26	at Florida A&M	W	4-0
Mar. 4	Eastern Michigan	W	2-0
Mar. 4	Eastern Michigan	W	5-1
Mar. 5	Temple	W	2-1
Mar. 5	Temple	W	8-2
Mar. 6	Virginia	L	4-2
Mar. 6	Virginia	W	5-1
Mar. 7	East Carolina	W	5-0
Mar. 7	East Carolina	W	5-0
Mar. 10	vs. Missouri	W	6-0
Mar. 10	vs. Western Illinois	W	5-2
Mar. 10	vs. New Mexico	W	3-2
Mar. 11	vs. Temple	W	3-1
Mar. 11	vs. Nicholls State	W	3-1
Mar. 11	vs. Arizona State	L	3-7
Mar. 12	vs. Miami (OH)	L	3-4
Mar. 12	vs. Miami (OH)	L	0-1
Mar. 15	Illinois State	W	2-0
Mar. 16	Connecticut	W	3-0
Mar. 17	Miami (OH)	W	5-0
Mar. 17	Southern Illinois	W	4-2
Mar. 18	SW Missouri St	W	14-0
Mar. 18	Stetson	W	6-0
Mar. 19	North Carolina	L	1-2
Mar. 20	Northern Illinois	L	0-3
Mar. 20	Northern Illinois	L	2-5
Mar. 22	USF	W	4-2
Mar. 22	USF	W	8-1
Apr. 11	Florida A&M	W	3-0
Apr. 11	Florida A&M	W	4-1
Apr. 14	at Nebraska	L	0-1
Apr. 14	vs. Kansas	W	3-2
Apr. 14	vs. Arizona State	W	3-2
Apr. 15	vs. Kansas	W	1-0
Apr. 15	at Nebraska	L	2-4
Apr. 21	vs. East Carolina	W	3-0
Apr. 21	vs. Furman	W	5-0
Apr. 21	vs. SW Louisiana	W	4-2
Apr. 21	vs. North Carolina	W	3-1
Apr. 22	vs. USF	W	2-0
Apr. 22	vs. Virginia	W	2-0
Apr. 22	vs. Nicholls State	W	2-0
May 3	at West Florida	W	3-2
May 3	at West Florida	W	3-0
May 5	vs. Louisiana Tech	L	0-1
May 5	at Nicholls State	W	1-0
May 6	at Nicholls State	L	0-2
May 6	vs. Louisiana Tech	L	0-1

NCAA South Regional

May 19	South Carolina	L	1-2
May 20	Louisiana Tech	L	1-3



1981 & 1982 AIAW NATIONAL CHAMPIONS • 28 NCAA APPEARANCES

YEAR-BY-YEAR RESULTS

1990 • (47-16)

College World Series

Date	Opponent	Result	Score
Feb. 18	West Florida	W	1-0
Feb. 18	West Florida	W	1-0
Feb. 27	at Florida A&M	W	6-2
Feb. 27	at Florida A&M	W	4-0
Mar. 3	Eastern Michigan	W	1-0
Mar. 3	Eastern Michigan	W	1-0
Mar. 3	Michigan	W	1-0
Mar. 4	Michigan	L	2-3
Mar. 7	UNC-Wilmington	W	6-1
Mar. 7	UNC-Wilmington	W	5-0
Mar. 9	vs. Indiana	W	1-2
Mar. 9	vs. Iowa	L	0-5
Mar. 10	vs. Central Michigan	W	1-0
Mar. 10	at USF	W	2-1
Mar. 11	vs. Maine	W	7-0
Mar. 11	vs. Oklahoma	L	0-1
Mar. 12	Southern Illinois	W	4-0
Mar. 13	Virginia	W	1-0
Mar. 13	Virginia	W	5-0
Mar. 14	Indiana	W	1-0
Mar. 14	Indiana	W	2-0
Mar. 15	Connecticut	L	1-3
Mar. 16	Stetson	W	3-2
Mar. 16	SW Louisiana	L	1-2
Mar. 17	Oklahoma	W	3-2
Mar. 17	Adelphi	W	4-0
Mar. 18	Nebraska	W	2-1
Mar. 20	Missouri	L	1-2
Mar. 20	Missouri	L	1-2
Mar. 21	Northern Iowa	L	0-1
Mar. 21	Northern Iowa	W	4-2
Mar. 22	Princeton	W	5-0
Mar. 22	Princeton	W	6-0
Mar. 24	Georgia State	W	2-0
Mar. 24	Georgia State	W	8-0
Mar. 30	vs. Southern Miss	W	4-0
Mar. 30	vs. Georgia Tech	W	10-0
Mar. 30	vs. Wichita State	W	1-0
Mar. 31	vs. Austin Peay	W	5-1
Mar. 31	vs. Michigan State	W	2-0
Mar. 31	vs. Georgia State	L	0-1
Apr. 2	USF	W	4-1
Apr. 2	USF	W	2-0
Apr. 13	vs. Stephen F. Austin	W	5-2
Apr. 13	vs. Sam Houston	L	0-2
Apr. 14	at Oklahoma State	L	1-2
Apr. 14	vs. Texas A&M	W	3-1
Apr. 15	vs. Texas-Arlington	L	0-2
Apr. 20	vs. Southern Miss	W	11-0
Apr. 21	vs. North Carolina	W	1-0
Apr. 22	vs. East Carolina	W	7-2
Apr. 29	South Carolina	L	0-2
Apr. 29	South Carolina	W	3-0
Apr. 30	at Florida A&M	W	10-0
Apr. 30	at Florida A&M	W	2-0
May 2	at West Florida	W	2-0
May 2	at West Florida	W	6-0

NCAA South Regional

May 18	vs. Texas A&M	W	5-0
May 18	at SW Louisiana	W	4-3
May 19	at SW Louisiana	W	2-1

College World Series

May 23	vs. Fresno State	W	1-0
May 24	vs. Oklahoma State	L	1-4
May 24	vs. UNLV	W	4-1
May 25	vs. UCLA	L	0-3

1991 • (62-12)

College World Series

Date	Opponent	Result	Score
Feb. 14	vs. California	L	0-4
Feb. 14	vs. New Mexico	W	9-1
Feb. 15	vs. UCLA	L	2-5
Feb. 15	vs. Sacramento State	W	4-0
Feb. 16	vs. Pacific	W	4-3
Feb. 16	at Arizona	L	0-8
Feb. 17	vs. CS-Northridge	L	0-1
Feb. 23	West Florida	W	4-3
Feb. 23	West Florida	L	0-5
Feb. 24	at Georgia Southern	W	6-2
Feb. 24	at Georgia Southern	W	5-1
Feb. 26	at Florida A&M	W	8-0
Feb. 26	at Florida A&M	W	4-0
Mar. 2	at USF	W	2-0
Mar. 2	at USF	L	0-2
Mar. 4	Ball State	W	5-0
Mar. 6	Samford	W	2-1
Mar. 6	Samford	W	6-0
Mar. 8	vs. Detroit	W	9-0
Mar. 8	vs. Western Illinois	W	2-1
Mar. 8	vs. Indiana	W	3-1
Mar. 9	vs. Winthrop	W	4-1
Mar. 9	vs. Eastern Michigan	W	1-0
Mar. 10	vs. Oklahoma	W	7-1
Mar. 10	vs. South Carolina	L	3-4
Mar. 12	Connecticut	W	2-1
Mar. 12	Connecticut	W	1-0
Mar. 13	Virginia	W	9-1
Mar. 13	Virginia	W	2-1
Mar. 14	Creighton	W	3-2
Mar. 15	Miami (OH)	W	2-0
Mar. 15	East Carolina	W	13-0
Mar. 16	Western Illinois	W	2-1
Mar. 16	Rhode Island	W	6-0
Mar. 17	Winthrop	W	2-0
Mar. 17	Indiana	W	6-2
Mar. 18	Bradley	W	2-0
Mar. 20	Northern Iowa	W	3-1
Mar. 20	Northern Iowa	W	2-1
Mar. 21	Miami (OH)	L	0-8
Mar. 21	Miami (OH)	W	5-1
Mar. 27	Drexel	W	2-0
Mar. 27	Drexel	W	7-1
Mar. 28	Bowling Green	W	2-0
Mar. 28	Bowling Green	W	9-0
Mar. 30	vs. Dayton	W	3-0
Mar. 30	vs. Toledo	W	1-0
Mar. 30	vs. Northwestern	W	2-0
Mar. 31	vs. USF	W	6-5
Mar. 31	vs. Samford	W	4-0
Mar. 31	vs. North Carolina	W	5-0
Mar. 31	South Carolina	W	4-1
Apr. 5	vs. Notre Dame	W	7-0
Apr. 5	vs. USF	W	2-0
Apr. 6	vs. Winthrop	W	4-1
Apr. 6	vs. SW Louisiana	W	3-0
Apr. 8	Georgia Southern	W	4-0
Apr. 8	Georgia Southern	W	9-1
Apr. 9	Florida A&M	W	7-1
Apr. 9	Florida A&M	W	11-1
Apr. 19	vs. Virginia	L	1-2
Apr. 20	vs. Eastern Michigan	W	3-2
Apr. 21	vs. Virginia	L	0-2
May 1	at West Florida	W	1-0
May 1	at West Florida	W	7-0
May 3	vs. Connecticut	W	2-0
May 4	vs. Princeton	W	4-3
May 5	at Massachusetts	W	2-0

NCAA South Regional

May 17	at SW Louisiana	W	1-0
May 17	vs. Oklahoma State	W	2-0
May 18	vs. Oklahoma State	W	4-3

College World Series

May 22	vs. UCLA	L	0-1
May 23	vs. UNLV	W	3-1
May 24	vs. Fresno State	L	0-3

1992 • (63-9, 4-2 ACC)

ACC Champions
College World Series

Date	Opponent	Result	Score
Feb. 9	Samford	W	10-0
Feb. 9	Samford	W	7-0
Feb. 16	at Florida A&M	W	12-0
Feb. 16	at Florida A&M	W	10-0
Feb. 23	West Florida	W	2-0
Feb. 23	West Florida	W	2-0
Mar. 1	at Georgia Southern	W	8-0
Mar. 1	at Georgia Southern	W	13-3
Mar. 3	at Northwestern	W	10-0
Mar. 3	at Northwestern	W	1-0
Mar. 7	vs. Ball State	W	2-0
Mar. 7	vs. Ball State	W	9-0
Mar. 8	at USF	W	5-1
Mar. 8	at USF	W	3-0
Mar. 10	Robert Morris	W	1-0
Mar. 10	Robert Morris	W	14-1
Mar. 13	vs. Adelphi	W	12-2
Mar. 13	vs. Penn State	W	7-0
Mar. 13	vs. Virginia*	W	10-0
Mar. 14	vs. Samford	W	4-3
Mar. 14	vs. Hofstra	W	14-4
Mar. 15	vs. North Carolina*	W	12-1
Mar. 15	vs. Oklahoma City	W	2-1
Mar. 17	Rutgers	W	1-0
Mar. 17	Rutgers	W	8-4
Mar. 18	Virginia*	L	0-1
Mar. 18	Virginia*	W	5-2
Mar. 19	Miami (OH)	L	0-2
Mar. 19	Northern Iowa	W	2-0
Mar. 20	Bradley	W	3-2
Mar. 20	Princeton	W	7-0
Mar. 20	Bowling Green	W	4-0
Mar. 21	Adelphi	W	5-0
Mar. 21	USF	W	1-0
Mar. 22	Kent State	W	6-0
Mar. 22	Princeton	W	2-1
Mar. 23	Drexel	W	3-0
Mar. 23	Drexel	W	4-0
Mar. 24	Kent State	W	2-1
Mar. 24	Kent State	W	8-0
Mar. 26	at CS-Fullerton	L	4-5
Mar. 26	vs. Missouri	L	1-2
Mar. 27	vs. Ohio State	W	1-0
Mar. 27	vs. Arizona	L	0-2
Mar. 28	vs. Illinois State	W	7-2
Mar. 29	vs. Ohio State	L	0-3
Apr. 6	Georgia Southern	W	6-0
Apr. 6	Georgia Southern	W	2-0
Apr. 7	Florida A&M	L	7-0
Apr. 7	Florida A&M	W	6-0
Apr. 10	vs. UNC-Wilmington	W	7-1
Apr. 10	at North Carolina*	L	0-1
Apr. 11	vs. Winthrop	W	3-1
Apr. 11	vs. Georgia Tech*	W	10-0
Apr. 12	vs. East Carolina	W	5-2
Apr. 12	vs. South Carolina	W	3-2

ACC Championship

Apr. 17	Georgia Tech	W	6-0
Apr. 17	North Carolina	W	11-0
Apr. 18	Virginia	W	11-1

NCAA Regional

May 15	at SW Louisiana	W	1-0
May 15	vs. UNLV	W	4-0
May 16	at SW Louisiana	W	1-0

College World Series

May 21	vs. California	L	0-3
May 22	vs. Massachusetts	L	2-4

1993 • (52-9, 4-0 ACC)

ACC Champions
College World Series

Date	Opponent	Result	Score
Feb. 13	Samford	W	3-1
Feb. 13	Samford	W	3-1
Feb. 20	West Florida	W	6-1
Feb. 20	West Florida	W	3-1
Feb. 22	at Florida A&M	W	7-0
Feb. 27	Mercer	W	5-0
Feb. 27	Mercer	W	7-0
Feb. 28	USF	W	10-0
Feb. 28	USF	W	7-0
Mar. 6	at Georgia Tech*	W	3-0
Mar. 6	at Georgia Tech*	W	2-0
Mar. 9	at Florida A&M	W	10-0
Mar. 12	vs. Central Michigan	W	5-0
Mar. 12	vs. Georgia Southern	W	6-0
Mar. 13	vs. Hofstra	W	6-0
Mar. 14	vs. Iowa	W	3-0
Mar. 16	Connecticut	W	1-0
Mar. 16	Connecticut	W	8-0
Mar. 18	Northern Iowa	W	7-0
Mar. 19	Drake	W	6-0
Mar. 19	Georgia State	W	1-0
Mar. 19	SW Louisiana	L	1-2
Mar. 20	Rhode Island	W	10-0
Mar. 20	Eastern Illinois	W	7-2
Mar. 20	Virginia*	W	7-0
Mar. 21	Southern Illinois	W	1-0
Mar. 21	SW Louisiana	W	2-1
Mar. 22	Toledo	W	11-0
Mar. 22	Toledo	W	4-0
Mar. 25	vs. Fresno State	L	1-2
Mar. 25	vs. Cal Poly	W	1-0
Mar. 26	vs. Minnesota	W	3-1
Mar. 27	vs. Utah	L	2-3
Mar. 28	at CS-Fullerton	W	4-1
Apr. 6	Florida A&M	W	10-0
Apr. 6	at Florida A&M	W	4-1
Apr. 9	vs. UNC-Wilmington	W	12-0
Apr. 9	vs. Virginia*	W	3-2
Apr. 10	vs. Coastal Carolina	W	8-0
Apr. 10	vs. Hofstra	W	10-2
Apr. 11	vs. Coastal Carolina	W	9-1
Apr. 11	vs. East Carolina	W	13-0

ACC Championship

Apr. 16	Georgia Tech	W	12-0
Apr. 16	Virginia	L	0-1
Apr. 16	Georgia Tech	W	11-0
Apr. 17	Virginia	W	2-0
Apr. 17	Virginia	W	4-2

Apr. 24	at South Carolina	L	4-6
Apr. 24	at South Carolina	W	7-0
Apr. 25	at South Carolina	W	8-0
May 1	vs. Connecticut	L	1-4
May 1	vs. USF	W	1-0
May 2	at Massachusetts	W	5-0
May 4	at West Florida	W	5-0
May 4	at West Florida	W	7-0

NCAA Regional

May 21	Kansas	L	0-1
May 21	Iowa	W	5-3
May 22	Kansas	W	5-0
May 22	Kansas	W	2-1

College World Series

May 27	vs. Oklahoma State	L	2-5
May 28	vs. Connecticut	L	1-2



EIGHT WOMEN'S COLLEGE WORLD SERIES APPEARANCES • 13 ACC CHAMPIONSHIPS

YEAR-BY-YEAR RESULTS

1994 • (50-19, 9-2 ACC)

NCAA Regional			
Date	Opponent	Result	Score
Feb. 12	Mercer	W	9-3
Feb. 12	Mercer	W	6-0
Feb. 13	UNC-Charlotte	W	4-0
Feb. 13	UNC-Charlotte	W	7-1
Feb. 17	Georgia Southern	W	10-0
Feb. 17	Georgia Southern	W	8-0
Feb. 19	West Florida	W	10-0
Feb. 19	West Florida	W	5-0
Feb. 21	at Florida A&M	W	3-0
Feb. 26	Stetson	W	7-0
Feb. 26	Stetson	W	5-0
Feb. 28	at Mercer	W	6-0
Feb. 28	at Mercer	W	5-0
Mar. 2	Florida A&M	W	8-0
Mar. 5	South Carolina	L	2-3
Mar. 5	South Carolina	W	3-1
Mar. 6	Georgia Tech*	W	6-1
Mar. 6	Georgia Tech*	W	2-1
Mar. 11	vs. Robert Morris	L	0-1
Mar. 11	vs. Illinois-Chicago	W	3-0
Mar. 11	vs. Penn State	W	6-2
Mar. 12	vs. UCLA	L	0-3
Mar. 12	vs. Notre Dame	W	3-0
Mar. 12	vs. Virginia*	W	7-0
Mar. 13	vs. Oklahoma State	L	0-1
Mar. 15	Northern Illinois	W	3-0
Mar. 15	Northern Illinois	W	1-0
Mar. 16	Texas A&M	L	3-7
Mar. 16	Virginia*	W	4-3
Mar. 17	Princeton	W	2-1
Mar. 18	Indiana	W	3-2
Mar. 18	Louisiana Tech	W	2-0
Mar. 18	Iowa State	W	3-2
Mar. 19	Eastern Michigan	W	1-0
Mar. 19	Eastern Illinois	W	9-0
Mar. 19	Illinois State	L	2-3
Mar. 22	vs. Kansas	L	2-4
Mar. 23	vs. Northwestern	L	2-8
Mar. 23	at CS-Fullerton	L	0-7
Mar. 24	vs. SE Louisiana	L	3-12
Mar. 25	vs. Oklahoma State	L	0-1
Mar. 25	vs. Utah State	W	5-3
Mar. 30	Hofstra	W	3-2
Mar. 30	Hofstra	W	4-3
Apr. 4	at Florida A&M	W	7-0
Apr. 7	at North Carolina*	W	5-1
Apr. 7	at North Carolina*	W	6-2
Apr. 8	vs. UNC-Wilmington	W	5-0
Apr. 8	vs. UNC-Charlotte	W	8-1
Apr. 9	vs. East Carolina	L	0-1
Apr. 9	vs. Georgia Tech*	W	11-0
Apr. 10	vs. Virginia*	W	9-4
Apr. 10	vs. North Carolina*	L	0-1
Apr. 16	at Virginia*	W	8-0
Apr. 16	at Virginia*	L	4-5
Apr. 17	Florida A&M	W	8-0
ACC Championship			
Apr. 22	Georgia Tech	W	2-1
Apr. 22	Virginia	L	0-2
Apr. 23	North Carolina	W	6-5
Apr. 23	Virginia	W	1-0
Apr. 23	Virginia	L	0-3
Apr. 23	Virginia	L	-
May 3	at West Florida	L	1-4
May 3	at West Florida	W	8-0
May 7	at Connecticut	W	4-1
May 7	at USF	W	2-0
May 11	at USF	W	4-2
May 11	at USF	W	6-5
NCAA Regional			
May 20	vs. Oklahoma	L	1-3
May 21	vs. Providence	L	0-4

1995 • (58-15, 6-0 ACC)

ACC Champions			
NCAA Regional			
Date	Opponent	Result	Score
Feb. 12	Stetson	W	8-0
Feb. 12	Stetson	W	2-0
Feb. 17	vs. Oklahoma St.	L	1-5
Feb. 17	vs. CS-Fullerton	L	5-9
Feb. 18	vs. Oregon	W	3-2
Feb. 18	vs. New Mexico St.	W	4-0
Feb. 18	vs. Illinois St.	W	10-2
Feb. 19	vs. Arizona	L	1-7
Feb. 22	Troy	W	3-1
Feb. 22	Troy	W	3-0
Feb. 25	at Georgia Tech*	W	9-4
Feb. 25	at Georgia Tech*	W	10-1
Feb. 26	at UNC-Charlotte	W	6-0
Feb. 26	at UNC-Charlotte	W	8-0
Mar. 4	Mercer	W	3-0
Mar. 4	Mercer	W	10-2
Mar. 5	North Carolina*	W	6-3
Mar. 5	North Carolina*	W	3-1
Mar. 6	Marshall	W	8-0
Mar. 6	Marshall	W	7-0
Mar. 10	vs. Indiana State	W	8-0
Mar. 10	vs. Illinois-Chicago	L	1-3
Mar. 10	vs. Iowa	L	0-4
Mar. 11	vs. Robert Morris	W	3-0
Mar. 11	vs. North Carolina	W	8-2
Mar. 11	vs. Yale	W	11-1
Mar. 12	vs. Virginia	W	2-1
Mar. 12	vs. Oklahoma State	W	7-4
Mar. 12	vs. Illinois-Chicago	W	1-0
Mar. 14	Virginia*	W	3-2
Mar. 14	Virginia*	W	3-0
Mar. 17	Samford	W	14-0
Mar. 17	Miami (OH)	W	9-1
Mar. 17	Michigan	L	1-2
Mar. 18	Northern Illinois	W	3-0
Mar. 18	Illinois-Chicago	W	3-0
Mar. 19	Iowa State	W	2-0
Mar. 19	Michigan	L	0-5
Mar. 21	Massachusetts	W	5-4
Mar. 21	Massachusetts	W	4-3
Mar. 24	at South Carolina	L	1-2
Mar. 24	at South Carolina	L	2-3
Mar. 25	vs. Hofstra	W	5-1
Mar. 25	at South Carolina	L	3-6
Mar. 25	vs. Hofstra	W	8-2
Mar. 28	Florida A&M	W	8-0
Apr. 2	USF	W	4-0
Apr. 2	USF	L	3-4
Apr. 3	at Florida A&M	W	9-0
Apr. 3	at Florida A&M	W	10-0
Apr. 7	vs. Campbell	W	4-0
Apr. 7	at North Carolina	W	15-0
Apr. 8	vs. East Carolina	W	10-2
Apr. 8	vs. Campbell	W	7-1
Apr. 9	vs. East Carolina	W	4-3
Apr. 9	at North Carolina	W	2-1
Apr. 12	Florida A&M	W	6-0
Apr. 15	at West Florida	W	8-0
Apr. 15	at West Florida	W	3-2
ACC Championship			
Apr. 21	North Carolina	W	4-0
Apr. 21	Georgia Tech	W	2-1
Apr. 22	Georgia Tech	W	5-2
NCAA Regional			
May 3	West Florida	W	9-3
May 3	West Florida	W	3-0
May 12	vs. USF	L	0-3
May 12	vs. South Carolina	W	5-4
May 13	at Massachusetts	L	0-8
May 13	vs. South Carolina	W	6-0
May 14	at Massachusetts	W	2-0
NCAA Regional			
May 19	vs. Nebraska	L	1-6
May 20	vs. Ohio	W	2-0
May 20	vs. Nebraska	W	6-2
May 21	at Arizona	L	0-15

1996 • (51-21, 5-3 ACC)

ACC Champions			
NCAA Regional			
Date	Opponent	Result	Score
Feb. 7	at Mercer	W	4-1
Feb. 7	at Mercer	W	5-2
Feb. 9	West Florida	W	8-0
Feb. 9	West Florida	W	8-0
Feb. 11	Georgia Southern	W	2-1
Feb. 11	Georgia Southern	W	5-0
Feb. 16	vs. UNLV	L	2-3
Feb. 16	vs. Washington	L	6-13
Feb. 16	vs. Arizona	L	4-8
Feb. 17	vs. Illinois State	W	4-1
Feb. 17	vs. Utah State	W	6-5
Feb. 18	vs. CS-Fullerton	L	11-12
Feb. 24	Stetson	W	1-0
Feb. 24	Stetson	W	6-2
Feb. 27	Florida A&M	W	8-0
Mar. 1	vs. Washington	L	1-3
Mar. 1	vs. Massachusetts	W	4-1
Mar. 2	vs. Long Beach State	L	1-2
Mar. 2	vs. Oregon	W	1-0
Mar. 3	vs. CS-Northridge	L	1-2
Mar. 5	UNC-Charlotte	W	7-1
Mar. 5	UNC-Charlotte	W	6-0
Mar. 6	Troy	W	5-2
Mar. 6	Troy	L	1-2
Mar. 8	vs. East Carolina	W	2-1
Mar. 8	vs. UT-Chattanooga	W	5-2
Mar. 8	vs. Ball State	W	4-2
Mar. 9	vs. Penn State	W	4-3
Mar. 9	vs. Indiana	W	3-1
Mar. 10	vs. Michigan State	W	6-2
Mar. 10	vs. UCLA	L	0-4
Mar. 14	Notre Dame	L	0-1
Mar. 15	Drake	W	1-0
Mar. 15	Ohio State	L	0-1
Mar. 16	Southern Illinois	L	3-4
Mar. 16	Eastern Michigan	W	7-0
Mar. 16	Massachusetts	W	3-1
Mar. 17	Michigan	L	1-6
Mar. 19	Connecticut	W	3-0
Mar. 19	Connecticut	W	6-0
Mar. 21	Bradley	W	4-1
Mar. 21	Bradley	W	7-2
Mar. 23	Georgia Tech*	W	2-0
Mar. 23	Georgia Tech*	L	1-3
Mar. 28	at Florida A&M	W	7-2
Mar. 28	at Florida A&M	W	13-0
Apr. 1	Florida A&M	W	4-0
Apr. 6	at Virginia*	W	8-0
Apr. 6	at Virginia*	W	5-4
Apr. 7	at Maryland*	W	4-0
Apr. 7	at Maryland*	W	6-2
Apr. 11	at North Carolina*	L	2-3
Apr. 11	at North Carolina*	L	4-5
Apr. 12	vs. Campbell	W	6-1
Apr. 13	vs. Florida Atlantic	L	0-1
Apr. 13	vs. South Carolina	W	4-2
Apr. 13	at North Carolina	W	2-0
Apr. 14	vs. Maryland	W	8-0
ACC Championship			
Apr. 19	vs. Georgia Tech	W	5-4
Apr. 19	vs. Maryland	W	3-0
Apr. 20	vs. North Carolina	W	3-1
Apr. 20	vs. North Carolina	W	-
Apr. 30	at West Florida	W	6-0
Apr. 30	at West Florida	W	10-0
May 3	at USF	W	1-0
May 3	at USF	L	1-4
May 5	South Carolina	W	5-1
May 5	South Carolina	L	3-5
May 6	South Carolina	W	2-1
NCAA Regional			
May 18	vs. Arizona	L	6-9
May 18	vs. USF	W	6-0
May 19	vs. Arizona	L	3-10

1997 • (45-19, 7-1 ACC)

ACC Champions			
Date	Opponent	Result	Score
Feb. 9	at Georgia Southern	W	8-0
Feb. 9	at Georgia Southern	W	5-3
Feb. 12	at Florida A&M	W	7-0
Feb. 14	vs. Nebraska	W	2-1
Feb. 14	vs. Fresno State	L	0-2
Feb. 15	vs. Oregon	L	1-6
Feb. 15	vs. Utah	L	2-6
Feb. 16	vs. Ohio State	W	7-2
Feb. 16	vs. CS-Fullerton	W	4-2
Feb. 19	at Florida	L	1-3
Feb. 19	at Florida	W	8-1
Feb. 22	Mercer	W	1-0
Feb. 22	Mercer	W	5-1
Feb. 23	Florida A&M	W	8-0
Feb. 28	vs. Northwestern	W	2-0
Mar. 1	vs. Washington	L	3-8
Mar. 1	vs. Oklahoma	W	2-1
Mar. 2	vs. UConn	W	10-3
Mar. 3	vs. Louisiana Tech	L	2-6
Mar. 7	vs. Ball State	W	4-0
Mar. 7	vs. East Carolina	W	10-0
Mar. 7	vs. Michigan State	L	2-6
Mar. 8	vs. Hofstra	L	1-2
Mar. 8	vs. Arkansas	W	4-0
Mar. 8	vs. Indiana	W	3-2
Mar. 9	vs. Iowa	L	1-7
Mar. 11	Miami (OH)	W	2-1
Mar. 13	Louisiana Tech	L	2-3
Mar. 14	Wisconsin	L	3-12
Mar. 14	UT-Chattanooga	W	3-1
Mar. 14	UConn	W	2-1
Mar. 15	Bradley	W	4-0
Mar. 15	Eastern Michigan	W	5-1
Mar. 18	UConn	L	0-1
Mar. 18	UConn	W	8-2
Mar. 23	at Georgia Tech*	W	5-1
Mar. 23	at Georgia Tech*	W	8-5
Mar. 25	Maryland*	W	1-0
Mar. 25	Maryland*	W	3-0
Mar. 27	Youngstown State	W	8-2
Mar. 27	Youngstown State	W	6-3
Apr. 2	at Troy	W	3-2
Apr. 2	at Troy	T	1-1
Apr. 4	at Florida A&M	L	1-2
Apr. 6	Virginia*	W	8-0
Apr. 6	Virginia*	L	3-6
Apr. 10	at North Carolina*	W	6-0
Apr. 10	at North Carolina*	W	12-4
Apr. 11	vs. Florida Atlantic	W	5-1
Apr. 11	vs. Campbell	W	4-1
Apr. 11	vs. Coastal Carolina	W	12-2
Apr. 13	vs. Coastal Carolina	W	2-1
Apr. 13	vs. Florida Atlantic	W	4-0
ACC Championship			
Apr. 18	vs. North Carolina	W	5-4
Apr. 18	vs. Maryland	W	4-3
Apr. 19	vs. Maryland	L	1-2
Apr. 27	Florida A&M	W	7-0
Apr. 29	at UNC Charlotte	W	6-1
Apr. 29	at UNC Charlotte	W	3-1
May 1	at Alabama	W	2-0
May 1	at Alabama	L	5-6
May 2	at Auburn	W	2-0
May 2	at Auburn	L	1-2
May 9	USF	L	3-4
May 9	USF	L	1-3



1981 & 1982 AIAW NATIONAL CHAMPIONS • 28 NCAA APPEARANCES

YEAR-BY-YEAR RESULTS

1998 • (51-21, 5-3 ACC)

ACC Champions			
NCAA Regional			
Date	Opponent	Result	Score
Feb. 7	at Mercer	W	5-1
Feb. 7	at Mercer	W	9-1
Feb. 8	Georgia Southern	W	6-2
Feb. 8	Georgia Southern	W	3-1
Feb. 13	vs. Oregon	L	0-2
Feb. 13	vs. Purdue	W	8-1
Feb. 14	vs. Washington	W	1-0
Feb. 14	vs. Fresno State	W	2-1
Feb. 18	at West Florida	W	9-3
Feb. 18	at West Florida	W	10-6
Feb. 20	Florida A&M	W	4-2
Feb. 23	Florida A&M	W	6-0
Feb. 24	Troy	L	0-5
Feb. 24	Troy	W	5-4
Feb. 27	vs. Indiana	W	3-2
Feb. 27	vs. Arizona State	L	1-6
Feb. 28	vs. UMass	W	4-0
Feb. 28	vs. CS-Northridge	L	3-4
Mar. 1	vs. South Carolina	L	0-3
Mar. 1	vs. California	L	1-4
Mar. 5	vs. Georgia	W	6-5
Mar. 5	vs. Illinois-Chicago	L	1-3
Mar. 6	vs. Central Michigan	W	10-1
Mar. 6	vs. Purdue	W	5-4
Mar. 7	vs. Missouri	L	1-3
Mar. 7	vs. Alabama	W	4-1
Mar. 7	vs. Texas	L	1-9
Mar. 10	UNC-Charlotte	W	4-1
Mar. 10	UNC-Charlotte	W	4-1
Mar. 11	Miami (OH)	L	1-4
Mar. 11	Miami (OH)	L	1-3
Mar. 12	Purdue	L	0-1
Mar. 13	Northern Iowa	W	3-0
Mar. 13	Louisiana State	W	4-2
Mar. 13	Eastern Michigan	W	4-2
Mar. 14	Robert Morris	W	4-1
Mar. 14	Penn State	W	3-0
Mar. 14	Central Michigan	W	11-4
Mar. 15	Mississippi	W	4-2
Mar. 15	Umass	W	1-0
Mar. 17	Connecticut	W	6-4
Mar. 17	Connecticut	W	9-0
Mar. 20	North Carolina*	W	3-2
Mar. 20	North Carolina*	W	7-6
Mar. 25	Youngstown State	W	1-0
Mar. 25	Youngstown State	W	10-2
Mar. 27	vs. Wright State	W	8-3
Mar. 27	vs. Georgia State	W	8-0
Mar. 28	vs. Indiana State	W	6-1
Mar. 28	vs. Utah	W	2-1
Mar. 29	vs. Utah	L	1-4
Apr. 3	West Florida	W	2-1
Apr. 3	West Florida	W	5-3
Apr. 5	Georgia Tech*	W	3-2
Apr. 5	Georgia Tech*	W	4-1
Apr. 8	Florida	L	3-8
Apr. 8	Florida	W	5-3
Apr. 10	Florida A&M	L	1-3
Apr. 12	Auburn	W	5-1
Apr. 12	Auburn	W	8-3
Apr. 15	at Florida A&M	W	4-1
Apr. 18	at Virginia*	L	1-4
Apr. 18	at Virginia*	L	0-3
Apr. 19	at Maryland*	L	3-5
Apr. 19	at Maryland*	W	9-1
ACC Championship			
Apr. 23	Maryland	W	1-0
Apr. 24	Virginia	W	10-0
Apr. 25	Virginia	W	2-1
			-
May 6	at USF	W	2-1
May 6	at USF	L	2-3
NCAA Midwest Regional			
May 15	at Oklahoma State	L	0-4
May 16	vs. Stanford	L	0-1

1999 • (40-25-1, 6-2 ACC)

ACC Champions			
Date	Opponent	Result	Score
Feb. 6	at Georgia Southern	L	1-3
Feb. 6	at Georgia Southern	W	2-0
Feb. 9	at Florida A&M	L	2-3
Feb. 12	vs. Utah State	W	12-3
Feb. 12	vs. Utah	L	1-5
Feb. 13	vs. California	L	0-4
Feb. 13	vs. Nebraska	L	1-4
Feb. 14	vs. UNLV	W	10-5
Feb. 19	Mercer	W	9-0
Feb. 19	Mercer	W	10-0
Feb. 23	at Auburn	W	4-2
Feb. 23	at Auburn	T	0-0
Feb. 26	vs. Colorado State	W	3-2
Feb. 26	vs. Nebraska	L	0-1
Feb. 27	vs. DePaul	L	3-5
Feb. 27	vs. Arizona State	L	0-2
Feb. 28	vs. Colorado State	L	4-5
Mar. 1	Campbell	W	5-0
Mar. 1	Campbell	W	2-0
Mar. 4	vs. Mississippi State	L	1-2
Mar. 5	vs. Hofstra	W	6-5
Mar. 6	vs. Michigan	L	0-5
Mar. 6	vs. Florida Atlantic	L	4-8
Mar. 7	vs. Georgia	W	5-0
Mar. 7	at USF	L	1-2
Mar. 10	Miami (OH)	W	2-0
Mar. 10	Miami (OH)	W	6-2
Mar. 12	vs. Western Illinois	L	0-1
Mar. 13	vs. Toledo	W	9-1
Mar. 13	vs. Furman	W	2-0
Mar. 14	vs. Maryland	W	2-0
Mar. 14	vs. Central Michigan	L	1-5
Mar. 16	Massachusetts	L	1-2
Mar. 16	Massachusetts	W	6-0
Mar. 18	Virginia*	W	8-2
Mar. 18	Virginia*	W	2-1
Mar. 22	Minnesota	W	5-0
Mar. 22	Minnesota	W	5-2
Mar. 24	Maryland*	W	4-1
Mar. 24	Maryland*	L	3-5
Mar. 27	Michigan State	L	0-3
Mar. 27	Troy	W	6-1
Mar. 28	Michigan State	L	4-5
Mar. 28	Troy	W	7-0
Apr. 1	at Florida A&M	W	2-1
Apr. 3	at Georgia Tech*	W	7-0
Apr. 3	at Georgia Tech*	W	8-5
Apr. 4	at Georgia	L	0-5
Apr. 4	at Georgia	W	6-0
Apr. 7	at Florida	L	0-2
Apr. 7	at Florida	W	6-4
Apr. 9	at North Carolina*	L	0-6
Apr. 9	at North Carolina*	W	8-3
Apr. 10	vs. Florida Atlantic	L	0-1
Apr. 11	vs. Southern Miss	L	0-1
Apr. 14	Florida A&M	W	10-1
Apr. 14	Florida A&M	L	3-8
Apr. 17	FIU	W	6-1
Apr. 17	FIU	W	1-0
May 4	vs. UNC-Charlotte	W	10-1
May 4	vs. UNC-Charlotte	W	12-5
May 6	USF	W	2-1
May 6	USF	W	5-1
ACC Championship			
May 14	vs. North Carolina	W	2-1
May 15	vs. Virginia	W	1-0
May 16	vs. Virginia	W	3-0

2000 • (51-27, 6-2 ACC)

ACC Champions			
NCAA Regional			
Date	Opponent	Result	Score
Feb. 6	Georgia Southern	W	8-0
Feb. 6	Georgia Southern	W	6-1
Feb. 9	at Florida A&M	W	9-0
Feb. 11	California	L	0-1
Feb. 12	Florida Atlantic	L	2-3
Feb. 12	Florida A&M	W	8-7
Feb. 13	Florida Atlantic	W	2-0
Feb. 13	California	L	0-1
Feb. 16	at Mercer	W	7-0
Feb. 16	at Mercer	W	7-4
Feb. 19	at Bethune-Cookman	W	9-0
Feb. 19	at Bethune-Cookman	W	1-0
Feb. 20	at Stetson	W	2-0
Feb. 20	at Stetson	W	8-2
Feb. 26	vs. Eastern Michigan	W	5-1
Feb. 26	at Florida Atlantic	W	2-0
Feb. 27	vs. Villanova	L	2-3
Feb. 27	vs. Furman	W	8-0
Mar. 3	vs. Fresno State	L	0-2
Mar. 3	vs. Harvard	W	6-2
Mar. 4	vs. Texas	L	0-1
Mar. 4	vs. Mississippi State	L	0-4
Mar. 5	vs. Louisiana	L	1-9
Mar. 7	at Pacific	L	2-5
Mar. 10	vs. UCLA	L	0-3
Mar. 10	vs. Mississippi	L	2-3
Mar. 11	vs. Cal Poly	L	4-5
Mar. 11	at Fresno State	L	1-2
Mar. 12	vs. Illinois State	W	1-0
Mar. 12	vs. Texas Tech	W	3-0
Mar. 15	Princeton	W	4-3
Mar. 15	Princeton	W	2-0
Mar. 17	Troy	W	2-1
Mar. 17	Miami of Ohio	W	8-0
Mar. 17	Kansas	L	1-4
Mar. 18	Northern Iowa	W	6-2
Mar. 18	Michigan	L	1-6
Mar. 22	Ohio	W	8-1
Mar. 22	Ohio	W	6-1
Mar. 24	vs. Louisiana	L	1-2
Mar. 24	at UT-Chattanooga	W	1-0
Mar. 25	vs. Wisconsin	W	3-0
Mar. 25	vs. Louisiana	L	2-6
Mar. 26	vs. Wisconsin	W	6-5
Mar. 26	at UT-Chattanooga	W	2-1
Apr. 1	Georgia Tech*	L	1-2
Apr. 1	Georgia Tech*	L	2-8
Apr. 2	FIU	L	2-4
Apr. 2	FIU	W	8-3
Apr. 5	Florida	W	6-3
Apr. 5	Florida	L	3-5
Apr. 8	Southern Miss	L	0-9
Apr. 8	Florida A&M	W	3-0
Apr. 9	Southern Miss	L	1-4
Apr. 9	Florida A&M	W	9-1
Apr. 12	at Florida A&M	W	7-0
Apr. 15	Auburn	W	7-0
Apr. 15	Auburn	L	4-5
Apr. 16	North Carolina*	W	10-9
Apr. 16	North Carolina*	W	5-4
Apr. 21	at East Carolina	W	1-0
Apr. 21	at East Carolina	W	7-0
Apr. 22	at Campbell	W	7-1
Apr. 22	at Campbell	W	9-1
ACC Championship			
Apr. 29	Maryland	W	6-2
Apr. 30	Virginia	L	2-4
May 1	Maryland	W	3-0
May 1	Virginia	W	3-1
May 1	Virginia	W	2-0
May 3	at Virginia*	W	3-2
May 3	at Virginia*	W	6-2
May 4	at Maryland*	W	10-3
May 4	at Maryland*	W	3-2
NCAA West Regional			
May 18	vs. Long Beach State	W	2-0
May 19	vs. Iowa	W	4-1
May 20	at UCLA	L	1-6
May 20	vs. Iowa	W	4-2
May 21	at UCLA	L	1-7

2001 • (58-12, 7-1 ACC)

NCAA Regional			
Date	Opponent	Result	Score
Feb. 3	at Georgia Southern	W	8-0
Feb. 3	at Georgia Southern	W	4-0
Feb. 9	Florida A&M	W	1-0
Feb. 10	UT-Chattanooga	W	4-1
Feb. 10	FIU	L	1-2
Feb. 11	UT-Chattanooga	W	3-2
Feb. 11	FIU	W	3-2
Feb. 16	Kent State	L	4-8
Feb. 17	College of Charleston	W	8-0
Feb. 17	Boston College	W	1-0
Feb. 18	College of Charleston	W	9-1
Feb. 18	Boston College	W	5-4
Feb. 20	Mercer	W	4-0
Feb. 20	Mercer	W	2-0
Feb. 23	vs. Illinois	L	0-1
Feb. 23	at Florida Atlantic	L	1-2
Feb. 24	vs. Florida A&M	W	11-0
Feb. 24	vs. Maryland	W	5-3
Feb. 25	vs. Illinois	W	2-0
Feb. 25	at Florida Atlantic	W	1-0
Mar. 2	Central Michigan	W	3-1
Mar. 3	Northwestern	W	2-1
Mar. 3	Ball State	W	1-0
Mar. 4	Northwestern	W	8-2
Mar. 4	Central Michigan	W	2-0
Mar. 6	at Florida A&M	L	4-5
Mar. 9	vs. UC-Riverside	W	8-0
Mar. 9	at San Diego State	W	2-1
Mar. 14	Nebraska	L	0-3
Mar. 15	Iowa State	W	4-0
Mar. 16	Iowa State	W	6-0
Mar. 16	Syracuse	W	3-2
Mar. 17	Bethune-Cookman	W	3-2
Mar. 17	Troy	W	11-0
Mar. 20	Connecticut	W	8-0
Mar. 20	Connecticut	W	3-0
Mar. 28	Florida A&M	W	7-0
Mar. 31	at Georgia Tech*	W	7-0
Mar. 31	at Georgia Tech*	L	1-2
Apr. 1	at Georgia State	W	9-1
Apr. 1	at Georgia State	W	10-0
Apr. 6	at North Carolina*	W	2-0
Apr. 7	at North Carolina*	W	5-0
Apr. 7	vs. Florida Atlantic	W	5-4
Apr. 7	vs. East Carolina	W	2-0
Apr. 8	at North Carolina	L	2-3
Apr. 11	at Florida A&M	W	6-0
Apr. 14	at Jacksonville State	W	4-1
Apr. 14	at Jacksonville State	W	12-2
Apr. 17	Florida A&M	W	12-0
Apr. 18	at Florida	W	5-3
Apr. 18	at Florida	W	3-1
Apr. 21	East Carolina	W	9-2
Apr. 21	East Carolina	W	9-0
Apr. 28	Virginia*	W	8-0
Apr. 28	Virginia*	W	10-2
Apr. 30	at Troy	W	1-0
Apr. 30	at Troy	L	1-2
May 5	Maryland*	W	5-0
May 5	Maryland*	W	10-1
ACC Championship			
May 11	vs. Maryland	W	1-1
May 12	vs. North Carolina	L	0-2
May 13	vs. Maryland	W	4-0
May 13	vs. North Carolina	L	1-4
NCAA Tallahassee Regional			
May 17	Bethune-Cookman	W	6-2
May 18	Florida	W	6-2
May 19	California	L	0-1
May 19	Florida Atlantic	W	2-0
May 20	California	W	2-1
May 20	California	L	1-2



EIGHT WOMEN'S COLLEGE WORLD SERIES APPEARANCES • 13 ACC CHAMPIONSHIPS

YEAR-BY-YEAR RESULTS

2002 • (55-20, 6-0 ACC)

College World Series

Date	Opponent	Result	Score
Feb. 3	Georgia Southern	W	7-0
Feb. 3	Georgia Southern	W	4-0
Feb. 5	at Mercer	W	2-0
Feb. 5	at Mercer	W	2-1
Feb. 8	Florida Atlantic	L	2-4
Feb. 8	Washington	L	4-6
Feb. 9	South Carolina	L	0-4
Feb. 9	Louisville	W	4-1
Feb. 15	Georgia	L	2-3
Feb. 15	Syracuse	W	6-3
Feb. 16	Penn St	W	4-0
Feb. 16	Maryland	W	2-1
Feb. 17	St. Johns	W	8-3
Feb. 22	vs. Texas Tech	L	1-4
Feb. 22	at New Mexico St.	W	5-0
Feb. 23	vs. Dayton	W	5-0
Feb. 23	at New Mexico St.	W	1-0
Feb. 24	vs. Dayton	W	12-0
Feb. 24	vs. Texas Tech	L	7-8
Feb. 27	at Florida A&M	W	7-3
Mar. 1	Kansas	W	5-4
Mar. 3	Texas	W	1-0
Mar. 3	Mississippi St.	L	0-2
Mar. 6	Pittsburgh	W	7-0
Mar. 8	Middle Tenn St.	W	2-1
Mar. 8	Iowa St	W	7-0
Mar. 9	Auburn	W	5-4
Mar. 9	Michigan	L	0-1
Mar. 9	Massachusetts	L	2-3
Mar. 11	Southern Illinois	W	2-1
Mar. 14	vs. Oklahoma	W	1-0
Mar. 14	vs. Rutgers	W	5-1
Mar. 15	at CS-Fullerton	L	1-8
Mar. 15	vs. Depaul	W	11-5
Mar. 16	vs. Washington	W	3-2
Mar. 17	vs. Texas	L	2-4
Mar. 20	Maine	W	6-2
Mar. 20	Maine	W	1-0
Mar. 22	vs. Campbell	W	8-0
Mar. 22	vs. UNC-Greensboro	W	3-1
Mar. 23	vs. Princeton	W	5-1
Mar. 23	vs. Ohio St.	L	1-2
Mar. 23	vs. UCF	W	10-2
Mar. 24	vs. Troy	L	2-4
Mar. 28	at Florida A&M	W	2-1
Apr. 6	Florida A&M	W	6-0
Apr. 6	Florida A&M	W	18-3
Apr. 11	UAB	W	9-0
Apr. 11	UAB	W	5-3
Apr. 13	Georgia Tech*	W	7-3
Apr. 13	Georgia Tech*	W	4-2
Apr. 17	Florida	L	1-7
Apr. 17	Florida	W	6-1
Apr. 20	North Carolina*	W	7-6
Apr. 20	North Carolina*	W	9-5
Apr. 28	Jacksonville State	W	3-0
Apr. 28	Jacksonville State	W	6-1
Apr. 30	at Virginia*	W	4-0
Apr. 30	at Virginia*	W	6-3
May 4	Troy	W	7-2
May 4	Troy	W	9-1
May 7	Florida Atlantic	W	3-2
May 7	Florida Atlantic	L	0-5

ACC Championship

May 10	North Carolina	W	3-2
May 11	Georgia Tech	L	0-2
May 11	North Carolina	L	2-5

NCAA Tallahassee Regional

May 16	Auburn	W	2-1
May 17	Georgia Tech	L	0-7
May 19	UT-Chattanooga	W	1-0
May 19	Georgia Tech	W	3-2
May 19	Georgia Tech	W	6-1

College World Series

May 23	vs. UCLA	W	2-1
May 24	vs. California	L	0-1
May 25	vs. Nebraska	W	4-3
May 26	vs. Arizona	L	2-6

2003 • (46-11, 8-0 ACC)

ACC Champions
NCAA Regional

Date	Opponent	Result	Score
Feb. 1	at Georgia Southern	W	7-2
Feb. 1	at Georgia Southern	L	1-2
Feb. 4	Auburn	W	8-0
Feb. 4	Auburn	W	3-2
Feb. 7	Oregon	L	1-3
Feb. 7	Florida A&M	W	13-2
Feb. 8	Georgia	L	4-5(8)
Feb. 8	SE Louisiana	W	4-1
Feb. 14	Middle Tenn. St.	W	11-0
Feb. 14	Iowa State	W	3-1
Feb. 15	Middle Tenn. St.	W	6-3
Feb. 15	Iowa State	W	6-2
Feb. 18	at Florida A&M	W	5-0
Feb. 22	vs. Pacific	W	8-1
Feb. 22	vs. Oregon State	L	0-2
Feb. 23	vs. UMass	L	1-2
Feb. 26	Mercer	W	11-0
Feb. 28	Mississippi State	L	1-3
Mar. 2	Syracuse	W	6-1
Mar. 2	Pittsburgh	W	7-1
Mar. 5	at Troy	W	8-3
Mar. 5	at Troy	W	7-1
Mar. 7	Rutgers	W	6-0
Mar. 8	Winthrop	W	1-0
Mar. 8	Penn State	L	3-4
Mar. 12	vs. Long Beach State	W	4-0
Mar. 13	vs. Arizona	L	0-2
Mar. 14	vs. Louisiana	L	0-3
Mar. 22	vs. Princeton	W	5-1
Mar. 22	vs. Boston	W	2-1
Mar. 22	vs. Middle Tenn. St.	W	5-0
Mar. 23	vs. Georgia	W	4-3 (8)
Mar. 25	Maryland*	W	6-2
Mar. 25	Maryland*	W	3-2(10)
Mar. 27	at Florida A&M	W	9-2
Apr. 4	at Elon	W	6-0
Apr. 5	at North Carolina*	W	1-0
Apr. 5	at North Carolina*	W	4-0
Apr. 9	UCF	W	2-1 (9)
Apr. 9	UCF	W	2-0
Apr. 12	at Furman	W	6-0
Apr. 12	at Furman	W	12-0
Apr. 15	Florida A&M	W	8-0
Apr. 19	Jacksonville	W	9-0
Apr. 19	Jacksonville	W	2-0
Apr. 23	at Florida	W	5-0
Apr. 23	at Florida	W	7-3
Apr. 26	Virginia*	W	5-0
Apr. 26	Virginia*	W	12-1
May 4	at Georgia Tech*	W	4-0
May 4	at Georgia Tech*	W	6-0

ACC Championship

May 9	Virginia	W	10-1
May 10	Georgia Tech	W	5-3
May 11	Virginia	W	10-2

NCAA Gainesville Regional

May 15	vs. Texas-Arlington	L	0-1
May 16	vs. Oregon State	L	1-2

2004 • (62-12, 9-1 ACC)

ACC Champions
College World Series

Date	Opponent	Result	Score
Feb. 7	Illinois State	W	11-3
Feb. 7	Louisville	W	8-0
Feb. 8	Minnesota	W	3-0
Feb. 8	Florida A&M	W	9-1
Feb. 11	at Mercer	W	5-1
Feb. 11	at Mercer	W	8-2
Feb. 15	Southern Miss	W	5-1
Feb. 15	Southern Miss	W	9-1
Feb. 17	Georgia Southern	W	8-1
Feb. 17	Georgia Southern	W	4-0
Feb. 20	at Jacksonville	W	3-2
Feb. 20	at Jacksonville	L	1-2
Feb. 22	Florida A&M	W	8-0
Feb. 27	vs. Army	W	10-0
Feb. 27	vs. Texas	W	2-1
Feb. 28	vs. Washington	W	7-1
Feb. 28	vs. Oklahoma	W	3-2
Feb. 29	vs. South Carolina	W	3-1
Feb. 29	vs. LSU	L	3-4
Mar. 5	Penn State	W	8-0
Mar. 5	Rhode Island	W	11-0
Mar. 6	Louisiana	L	0-1
Mar. 6	St. John's	W	7-4
Mar. 7	Connecticut	W	8-0
Mar. 9	Connecticut	W	7-4
Mar. 11	Notre Dame	W	4-3
Mar. 12	Texas A&M	W	8-0
Mar. 12	Robert Morris	W	9-1
Mar. 13	St. Joseph's	W	7-0
Mar. 13	Central Michigan	W	9-0
Mar. 13	St. Joseph's	W	14-0
Mar. 14	Michigan	W	1-0
Mar. 16	Troy	W	11-2
Mar. 16	Troy	W	6-2
Mar. 18	vs. Arizona State	W	1-0
Mar. 18	vs. Nebraska	L	0-1
Mar. 19	vs. UNLV	W	2-1
Mar. 20	vs. Fresno State	W	3-0
Mar. 20	at CS-Fullerton	W	3-0
Mar. 25	FIU	W	5-1
Mar. 25	FIU	W	11-0
Mar. 30	at Florida A&M	W	12-0
Apr. 3	Georgia Tech*	W	4-0
Apr. 3	Georgia Tech*	W	2-1
Apr. 5	at Florida A&M	W	12-0
Apr. 7	Florida	W	2-0
Apr. 10	at UCF	W	2-1
Apr. 10	at UCF	W	3-2
Apr. 14	Florida A&M	W	12-0
Apr. 17	at Virginia*	W	1-0
Apr. 17	at Virginia*	L	4-5
Apr. 18	Maryland*	W	7-0
Apr. 18	Maryland*	W	2-1
Apr. 24	North Carolina*	W	1-0
Apr. 24	North Carolina*	W	5-0
May 1	NC State*	W	8-0
May 1	NC State*	W	4-0
May 3	at Auburn	L	0-1
May 3	at Auburn	W	4-0
May 8	at Michigan	L	1-2
May 8	at Michigan	L	0-1
May 10	at Eastern Michigan	W	2-0
May 10	at Eastern Michigan	L	5-6

ACC Championship

May 14	at Georgia Tech	W	3-2
May 15	at North Carolina	W	8-0
May 16	at Georgia Tech	W	3-1

NCAA Tallahassee Regional

May 20	vs. Long Island	W	4-0
May 21	vs. CS-Northridge	W	1-0
May 22	vs. Oregon	W	5-4
May 23	vs. Oregon	L	0-1
May 23	vs. Oregon	W	2-0

College World Series

May 27	vs. California	L	2-4
May 29	vs. Washington	W	2-0
May 30	vs. LSU	L	1-2

2005 • (35-28, 11-6 ACC)

NCAA Regional

Date	Opponent	Result	Score
Feb. 9	at Florida A&M	W	5-2
Feb. 9	at Florida A&M	L	7-10
Feb. 11	Missouri	L	2-3 (9)
Feb. 11	Nicholls State	W	2-0
Feb. 12	Nicholls State	W	7-3
Feb. 12	Missouri	L	3-6
Feb. 15	at Georgia Southern	L	0-1
Feb. 15	at Georgia Southern	W	3-0
Feb. 18	South Carolina	W	4-2
Feb. 18	Syracuse	W	5-4 (8)
Feb. 19	SE Louisiana	W	6-0
Feb. 19	Syracuse	L	1-2
Feb. 25	vs. Lehigh	W	5-1
Feb. 25	vs. Michigan State	W	4-1
Feb. 26	vs. Oklahoma	L	0-3
Feb. 26	vs. Fresno State	W	2-0
Mar. 2	Maine	W	1-0
Mar. 2	Maine	W	5-2
Mar. 4	at North Carolina*	W	2-0
Mar. 4	at North Carolina*	W	6-3
Mar. 5	at North Carolina*	L	2-3
Mar. 7	at NC State*	W	5-2
Mar. 7	at NC State*	L	1-2
Mar. 11	Iowa State	W	1-0
Mar. 11	Saint Joseph's	W	4-0
Mar. 12	Radford	W	4-0
Mar. 12	Eastern Kentucky	W	13-5
Mar. 13	Southern Illinois	L	0-4
Mar. 17	vs. Texas	L	2-7
Mar. 17	vs. Long Beach State	W	5-1
Mar. 18	vs. Arizona	L	0-6
Mar. 19	vs. Syracuse	L	3-4
Mar. 26	at Georgia Tech*	L	0-2
Mar. 26	at Georgia Tech*	L	1-3
Mar. 27	at Georgia Tech*	L	0-5
Mar. 30	Jacksonville	L	2-5
Mar. 30	Jacksonville	W	11-0
Apr. 2	Virginia Tech*	W	4-2
Apr. 2	Virginia Tech*	W	3-2
Apr. 3	Virginia Tech*	W	5-2
Apr. 13	UCF	L	1-2
Apr. 13	UCF	W	1-0
Apr. 16	Maryland*	W	1-0
Apr. 16	Maryland*	L	2-7
Apr. 17	Maryland*	W	2-0
Apr. 18	Florida A&M	W	4-1
Apr. 20	Florida A&M	W	5-1
Apr. 23	Virginia*	W	5-3
Apr. 23	Virginia*	W	4-0
Apr. 24	Virginia*	W	3-2
May 1	at Troy	L	3-5
May 1	at Troy	L	1-3
May 3	at Florida	L	4-7
May 3	at Florida	L	0-2
May 6	at BYU	W	12-3
May 6	at BYU	L	2-5
May 7	at Utah	L	5-8

ACC Championship

May 12	vs. Virginia Tech	L	2-3
May 13	at Maryland	L	0-2

NCAA Auburn Regional

May 20	at Auburn	W	5-0
May 21	vs. Baylor	L	5-8
May 22	at Auburn	W	2-0
May 27	vs. Baylor	L	3-5

1981 & 1982 AIAW NATIONAL CHAMPIONS • 28 NCAA APPEARANCES

YEAR-BY-YEAR RESULTS

2006 • (44-30, 10-10 ACC)
NCAA Super Regional

Date	Opponent	Result	Score
Feb. 10	Louisville	L	3-12
Feb. 10	Samford	W	7-2
Feb. 11	Nicholls State	W	11-3
Feb. 14	Georgia Southern	W	3-2
Feb. 14	Georgia Southern	W	10-2
Feb. 17	South Carolina	W	4-3
Feb. 17	Iowa State	W	5-0
Feb. 18	South Carolina	L	2-4
Feb. 18	Iowa State	W	9-1
Feb. 22	at Jacksonville	W	8-1
Feb. 22	at Jacksonville	L	1-2
Feb. 24	vs. Louisiana	L	0-14
Feb. 24	vs. Tennessee	L	0-1
Feb. 28	at Florida A&M	W	5-2
Mar. 2	Michigan	L	0-9
Mar. 3	Michigan	L	3-6
Mar. 3	Western Michigan	W	2-1
Mar. 4	Maryland	W	6-5
Mar. 4	Michigan	L	0-5
Mar. 7	Connecticut	W	8-2
Mar. 7	Connecticut	W	1-0
Mar. 10	Connecticut	W	5-2(9)
Mar. 10	Kent State	L	2-4
Mar. 11	Western Illinois	W	11-6
Mar. 11	Georgia State	W	5-2
Mar. 12	Florida A&M	W	5-3
Mar. 12	St. John's	W	7-2
Mar. 13	North Carolina*	W	2-1
Mar. 14	North Carolina*	L	3-5
Mar. 14	North Carolina*	L	1-3
Mar. 16	at CS-Fullerton	L	1-6
Mar. 16	vs. Arizona State	W	1-0 (10)
Mar. 17	vs. Notre Dame	L	0-1
Mar. 18	vs. Michigan	L	3-11
Mar. 23	FIU	W	3-1
Mar. 23	FIU	W	8-0
Mar. 25	Boston College*	L	5-7
Mar. 25	Boston College*	W	8-0
Mar. 26	Boston College*	W	7-5
Mar. 29	Florida A&M	W	9-3
Mar. 30	Auburn	L	2-7
Apr. 1	Georgia Tech*	W	9-1
Apr. 1	Georgia Tech*	L	3-8
Apr. 2	Georgia Tech*	W	7-4
Apr. 3	at Florida A&M	L	0-4
Apr. 5	Florida	W	4-0
Apr. 5	Florida	W	6-5 (8)
Apr. 9	at Virginia*	L	0-1
Apr. 9	at Virginia*	W	8-5
Apr. 12	Florida A&M	W	9-3
Apr. 15	NC State*	L	0-2
Apr. 15	NC State*	L	5-6
Apr. 16	NC State*	W	2-0
Apr. 18	Troy	W	4-3
Apr. 18	Troy	L	2-4
Apr. 21	at Virginia Tech*	L	0-2
Apr. 22	at Virginia Tech*	L	2-10
Apr. 22	at Virginia Tech*	W	9-6
May 2	at UCF	W	2-0
May 2	at UCF	W	8-2
May 6	at Maryland*	L	4-6
May 6	at Maryland*	W	4-1
May 7	at Maryland*	W	8-4
ACC Championship			
May 11	Georgia Tech	W	10-1
May 12	NC State	W	6-0
May 13	Georgia Tech	L	3-4
May 13	Georgia Tech	W	7-4
May 14	NC State	L	1-4
NCAA Athens Regional			
May 19	vs. Coastal Carolina	W	7-1
May 20	at Georgia	W	3-2
May 21	at Georgia	L	1-3
May 21	at Georgia	W	2-0
NCAA Tempe Super Regional			
May 26	at Arizona State	L	1-6
May 27	at Arizona State	L	5-1

2007 • (44-25, 13-7 ACC)
NCAA Regional

Date	Opponent	Result	Score
Feb. 9	Samford	W	13-5
Feb. 9	Florida A&M	W	5-0
Feb. 10	Radford	W	2-1
Feb. 10	Samford	W	8-0
Feb. 13	at Georgia Southern	W	11-2
Feb. 16	Jacksonville	W	10-2
Feb. 16	Kansas	L	0-1
Feb. 17	South Carolina	W	8-3
Feb. 17	Memphis	W	8-0
Feb. 23	vs. Nebraska	W	2-1(9)
Feb. 23	vs. Mississippi State	W	4-2
Feb. 24	vs. Tennessee Tech	W	9-8(8)
Feb. 24	vs. Seton Hall	W	4-2
Feb. 25	Southern Illinois	L	1-4
Feb. 28	Michigan	L	3-4
Feb. 28	Michigan	L	2-3
Mar. 3	at NC State*	L	3-6
Mar. 3	at NC State*	W	4-0
Mar. 4	at NC State*	L	2-4
Mar. 9	Syracuse	W	8-0
Mar. 9	Georgia State	W	6-2
Mar. 10	Appalachian State	W	4-2
Mar. 10	Maine	W	9-1
Mar. 10	Florida A&M	W	9-4
Mar. 11	Southern Illinois	W	6-0
Mar. 11	Georgia	L	1-2
Mar. 13	Southern Miss	W	2-0
Mar. 13	Southern Miss	W	6-1
Mar. 15	vs. Washington	W	3-1
Mar. 15	vs. CS-Northridge	L	3-4
Mar. 16	vs. Michigan	L	2-4
Mar. 17	vs. NC State*	L	2-3
Mar. 17	at CS-Fullerton	L	3-4
Mar. 21	at Florida A&M	W	8-0
Mar. 24	Virginia Tech*	L	0-1
Mar. 24	Virginia Tech*	W	10-2
Mar. 25	Virginia Tech*	L	0-1
Mar. 28	UCF	L	0-1(12)
Mar. 28	UCF	W	8-3
Mar. 31	Maryland*	W	4-2(14)
Mar. 31	Maryland*	W	6-0
Apr. 1	Maryland*	W	8-0
Apr. 4	at Florida	L	1-5
Apr. 4	at Florida	L	3-4
Apr. 7	at Georgia Tech*	W	8-0
Apr. 7	at Georgia Tech*	L	1-9(8)
Apr. 8	at Georgia Tech*	L	6-7
Apr. 11	Florida A&M	W	9-1
Apr. 14	at Boston College*	W	9-0
Apr. 14	at Boston College*	W	6-3
Apr. 17	Jacksonville	W	8-0
Apr. 17	Jacksonville	W	3-0
Apr. 21	Virginia*	W	8-2
Apr. 21	Virginia*	W	4-2
Apr. 22	Virginia*	W	8-0
Apr. 28	at North Carolina*	L	3-4
Apr. 28	at North Carolina*	W	3-2
Apr. 29	at North Carolina*	W	6-3
May 2	at Troy	W	5-3
May 2	at Troy	W	4-2
May 3	North Florida	W	5-0
May 3	North Florida	W	2-1
May 6	at Auburn	L	2-7
ACC Championship			
May 10	vs. North Carolina	W	8-0
May 11	vs. Virginia Tech	L	0-4
May 11	vs. Maryland	W	7-4
May 12	vs. Georgia Tech	L	3-6
NCAA Tuscaloosa Regional			
May 18	vs. California	L	6-13
May 19	at Alabama	L	3-6

2008 • (38-28, 12-9 ACC)
NCAA Regional

Date	Opponent	Result	Score
Feb. 8	Southern Miss	W	11-3
Feb. 8	Louisville	L	3-4
Feb. 9	Troy	L	1-3
Feb. 9	Louisville	W	6-4
Feb. 13	at Florida A&M	W	9-1
Feb. 15	Jacksonville	L	2-5
Feb. 16	Bethune-Cookman	W	14-3
Feb. 17	Michigan State	L	2-3
Feb. 17	UAB	W	4-1
Feb. 19	at Jacksonville	W	10-0
Feb. 19	at Jacksonville	W	3-1
Feb. 23	North Carolina*	W	2-0
Feb. 23	North Carolina*	L	1-5
Feb. 24	North Carolina*	L	4-7
Feb. 27	Troy	L	0-3
Feb. 27	Troy	W	3-2
Feb. 29	vs. Massachusetts	W	6-0
Feb. 29	vs. Hofstra	W	1-0
Mar. 1	vs. Tennessee	L	5-8
Mar. 1	vs. Texas A&M	L	0-7
Mar. 2	vs. Iowa	W	2-0
Mar. 8	Appalachian State	W	2-0
Mar. 8	Connecticut	W	7-0
Mar. 9	Georgia State	W	1-0
Mar. 9	Georgia State	W	3-0
Mar. 11	Connecticut	W	2-1
Mar. 11	Connecticut	W	2-1
Mar. 14	at Virginia*	W	9-1
Mar. 14	at Virginia*	W	8-3
Mar. 15	at Virginia*	W	5-1
Mar. 18	Lipscomb	W	5-1
Mar. 18	Lipscomb	W	11-3
Mar. 20	vs. Arizona State	W	3-2
Mar. 20	vs. Long Beach State	L	2-6
Mar. 21	vs. Arizona	L	2-13
Mar. 21	vs. Washington	L	3-4
Mar. 22	at CS-Fullerton	W	4-1
Mar. 26	Georgia Southern	W	8-0
Mar. 26	Georgia Southern	W	4-3
Mar. 29	Boston College*	W	1-0
Mar. 29	Boston College*	L	1-6
Mar. 30	Boston College*	W	6-0
Apr. 2	Florida A&M	W	18-0
Apr. 5	at Maryland*	L	1-3
Apr. 5	at Maryland*	W	3-0
Apr. 6	at Maryland*	L	3-4
Apr. 9	at UCF	L	0-2
Apr. 9	at UCF	L	1-4
Apr. 12	Georgia Tech*	L	2-5
Apr. 12	Georgia Tech*	W	10-2
Apr. 13	Georgia Tech*	L	2-6
Apr. 16	Florida	L	1-6
Apr. 16	Florida	L	4-14
Apr. 18	Virginia Tech*	L	0-3
Apr. 19	Virginia Tech*	L	1-3
Apr. 19	Virginia Tech*	W	2-0
Apr. 26	NC State*	W	1-0
Apr. 26	NC State*	W	4-3
Apr. 27	NC State*	W	10-1
Apr. 30	at Michigan	L	2-6
Apr. 30	at Michigan	L	4-8
ACC Championship			
May 8	vs. Boston College	W	5-1
May 10	vs. Virginia Tech	L	0-2
NCAA Tuscaloosa Regional			
May 15	vs. Jacksonville State	L	3-4
May 16	vs. UT-Chattanooga	W	5-3
May 16	vs. Jacksonville State	L	1-10

2009 • (44-16, 17-4 ACC)
NCAA Regional

Date	Opponent	Result	Score
Feb. 6	vs. Iowa	W	6-0
Feb. 6	at Texas	L	2-3
Feb. 7	vs. Stephen F. Austin	W	4-3
Feb. 7	vs. Stephen F. Austin	W	10-5
Feb. 8	at Texas	W	6-4
Feb. 11	Florida A&M	W	5-0
Feb. 13	Appalachian State	W	6-0
Feb. 14	Miami (OH)	W	10-2
Feb. 15	Purdue	W	8-0
Feb. 15	Mississippi State	L	5-4
Feb. 18	South Alabama	W	6-1
Feb. 21	East Carolina	L	2-1
Feb. 21	Indiana	W	7-0
Feb. 22	UC-Riverside	W	13-2
Feb. 22	Michigan	W	6-5
Feb. 24	Michigan	L	0-1
Mar. 5	Bethune-Cookman	W	3-2
Mar. 6	Troy	W	2-0
Mar. 6	Liberty	W	11-3
Mar. 7	Middle Tenn. St.	W	6-1
Mar. 9	at North Carolina*	L	0-1
Mar. 10	at North Carolina*	W	6-2
Mar. 10	at North Carolina*	W	4-1
Mar. 12	vs. Washington	L	1-4
Mar. 12	vs. Oklahoma	L	1-3
Mar. 13	vs. Fresno State	L	0-1
Mar. 14	vs. Bowling Green	W	3-0
Mar. 15	vs. Texas	W	2-0
Mar. 18	Jacksonville	W	4-0
Mar. 18	Jacksonville	W	10-0
Mar. 23	at North Florida	W	7-0
Mar. 23	at North Florida	L	3-5
Mar. 24	at Florida A&M	W	5-1
Mar. 28	at Georgia Tech*	L	3-8
Mar. 28	at Georgia Tech*	L	0-3
Mar. 29	at Georgia Tech*	W	5-4
Apr. 4	Virginia Tech*	W	6-0
Apr. 4	Virginia Tech*	W	3-2
Apr. 5	Virginia Tech*	L	0-2
Apr. 7	Troy	W	8-0
Apr. 7	Troy	W	1-0
Apr. 8	at Florida	L	3-4
Apr. 11	Maryland*	W	1-0
Apr. 11	Maryland*	W	8-0
Apr. 12	Maryland*	W	1-0
Apr. 18	at NC State*	W	10-1
Apr. 18	at NC State*	W	1-0
Apr. 19	at NC State*	W	1-0
Apr. 25	Virginia*	W	3-1
Apr. 25	Virginia*	W	12-4
Apr. 26	Virginia*	W	5-1
May 2	at Boston College*	W	2-0
May 2	at Boston College*	W	1-0
May 3	at Boston College*	W	4-0
ACC Championship			
May 8	vs. Boston College	W	2-0
May 9	vs. North Carolina	W	4-1
May 10	vs. Georgia Tech	L	1-3
NCAA Tallahassee Regional			
May 15	vs. Oklahoma State	L	0-1
May 16	vs. Mississippi State	W	5-0
May 16	vs. Oklahoma State	L	0-1



EIGHT WOMEN'S COLLEGE WORLD SERIES APPEARANCES • 13 ACC CHAMPIONSHIPS

YEAR-BY-YEAR RESULTS

2010 • (44-18, 12-9 ACC)

NCAA Regional

Date	Opponent	Result	Score
Feb. 11	Southern Miss	L	1-2
Feb. 13	Bowling Green	W	9-0
Feb. 13	Iona	W	9-1
Feb. 14	Mercer	W	2-1
Feb. 14	Bowling Green	W	8-1
Feb. 17	at Florida A&M	W	9-2
Feb. 19	Coastal Carolina	W	4-0
Feb. 20	South Dakota State	W	12-0
Feb. 20	Gardner-Webb	W	7-0
Feb. 20	Gardner-Webb	W	5-0
Feb. 21	South Dakota State	W	6-0
Feb. 24	at Jacksonville	W	8-0
Feb. 26	vs. Illinois	L	3-4
Feb. 26	vs. Southern Illinois	W	9-1
Feb. 27	vs. Miss. Valley State	W	8-3
Feb. 27	vs. Hofstra	W	8-0
Feb. 28	vs. Kent State	W	6-0
Mar. 5	vs. Eastern Michigan	W	8-0
Mar. 5	at Florida Atlantic	W	6-3
Mar. 6	vs. Connecticut	W	5-4
Mar. 6	vs. Michigan State	W	3-1
Mar. 7	vs. Miami (OH)	W	4-0
Mar. 9	vs. Michigan State	W	7-0
Mar. 13	North Carolina*	L	0-5
Mar. 13	North Carolina*	W	2-1
Mar. 14	North Carolina*	L	4-5
Mar. 16	FIU	W	8-3
Mar. 16	FIU	W	7-2
Mar. 18	Auburn	L	0-1
Mar. 19	vs. Texas Tech	L	1-2
Mar. 20	vs. Long Island	W	6-0
Mar. 20	vs. Northern Illinois	W	7-1
Mar. 21	vs. Syracuse	W	3-0
Mar. 24	at Georgia	W	4-3
Mar. 27	Boston College*	W	4-0
Mar. 27	Boston College*	W	6-0
Mar. 28	Boston College*	W	11-3
Apr. 3	at Maryland*	W	2-0
Apr. 3	at Maryland*	W	3-2
Apr. 4	at Maryland*	L	2-6
Apr. 7	at UCF	W	6-1
Apr. 10	NC State*	W	4-2
Apr. 10	NC State*	W	5-0
Apr. 11	NC State*	L	1-3
Apr. 14	Florida	L	4-8
Apr. 14	Florida	L	2-9
Apr. 17	at Virginia Tech*	L	7-8
Apr. 17	at Virginia Tech*	L	4-5
Apr. 18	at Virginia Tech*	W	3-1
Apr. 21	at South Alabama	W	2-0
Apr. 24	Georgia Tech*	L	1-14
Apr. 24	Georgia Tech*	W	6-2
Apr. 25	Georgia Tech*	L	2-5
May 1	at Virginia*	L	1-2
May 1	at Virginia*	W	9-6
May 2	at Virginia*	W	2-1

ACC Championship

May 14	vs. Maryland	W	3-0
May 15	at Virginia Tech	W	5-3
May 16	vs. Georgia Tech	L	4-8

NCAA Athens Regional

May 21	vs. Radford	W	10-1
May 22	at Georgia	L	2-5
May 22	vs. Radford	L	2-3

2011 • (32-28, 9-11 ACC)

ACC Champions
NCAA Regional

Date	Opponent	Result	Score
Feb. 11	UNC-Greensboro	L	0-1
Feb. 11	St. John's	L	5-11
Feb. 12	Hofstra	W	5-1
Feb. 12	UNC-Greensboro	W	13-3
Feb. 13	Hofstra	L	0-2
Feb. 15	Florida A&M	W	8-5
Feb. 18	Georgia Southern	W	6-4
Feb. 18	Middle Tennessee	W	10-3
Feb. 19	Kentucky	W	2-0
Feb. 19	Middle Tennessee	W	11-1
Feb. 20	Kentucky	L	2-7
Feb. 24	vs. BYU	W	6-4
Feb. 24	vs. Oregon State	L	5-6
Feb. 25	vs. Northwestern	L	0-3
Feb. 26	vs. Long Beach State	W	4-1
Feb. 26	vs. San Diego State	L	2-10
Mar. 5	Wisconsin	W	7-1
Mar. 5	Utah	L	4-5
Mar. 6	Utah	W	7-3
Mar. 6	Wisconsin	W	9-0
Mar. 8	at Auburn	L	3-5
Mar. 11	vs. Mississippi State	L	8-9
Mar. 12	at Alabama	L	0-8
Mar. 12	vs. Mississippi State	L	7-8
Mar. 13	at Alabama	L	2-9
Mar. 16	South Alabama	W	6-0
Mar. 19	at NC State*	W	3-2
Mar. 19	at NC State*	L	2-4
Mar. 20	at NC State*	W	7-2
Mar. 23	at Florida A&M	W	9-2
Mar. 26	at North Carolina*	L	0-1
Mar. 26	at North Carolina*	L	2-3
Mar. 27	at North Carolina*	L	0-4
Apr. 2	Virginia Tech*	W	1-0
Apr. 2	Virginia Tech*	L	1-2
Apr. 6	at UCF	L	1-2
Apr. 9	Virginia*	W	8-0
Apr. 9	Virginia*	L	1-2
Apr. 10	Virginia*	W	6-1
Apr. 12	Mercer	W	5-4
Apr. 12	Mercer	W	3-0
Apr. 13	North Florida	W	9-7
Apr. 13	North Florida	W	6-1
Apr. 16	at Boston College*	W	7-1
Apr. 16	at Boston College*	W	11-4
Apr. 23	Maryland*	L	0-1
Apr. 23	Maryland*	L	4-7
Apr. 24	Maryland*	W	5-0
May 4	at Florida	L	0-1
May 7	at Georgia Tech*	L	3-11
May 7	at Georgia Tech*	L	2-7
May 8	at Georgia Tech*	W	9-4

ACC Championship

May 13	vs. Virginia Tech	W	9-2
May 14	vs. Virginia	W	12-5
May 15	vs. North Carolina	W	4-1

NCAA Athens Regional

May 20	vs. UAB	L	0-2
May 21	vs. Georgia State	W	6-1
May 21	vs. UAB	W	13-1
May 22	at Georgia	L	2-10

2012 • (47-16, 16-5 ACC)

NCAA Regional

Date	Opponent	Result	Score
Feb. 10	Stephen F. Austin	W	4-3 (8)
Feb. 10	Mississippi	W	10-6
Feb. 11	Tennessee Tech	W	5-2
Feb. 11	Tennessee Tech	W	8-0
Feb. 12	Mississippi	W	8-0
Feb. 17	Western Carolina	W	9-1
Feb. 18	Coastal Carolina	W	6-1
Feb. 18	North Dakota State	W	2-1
Feb. 19	Mercer	W	3-0
Feb. 22	UCF	W	6-2(9)
Feb. 24	vs. St. John's	W	5-1
Feb. 24	vs. Wisconsin	W	6-2
Feb. 25	vs. Southern Illinois	W	2-0
Feb. 25	vs. Marshall	W	4-1
Feb. 26	vs. Wisconsin	W	2-1
Mar. 2	vs. UC Santa Barbara	W	5-1
Mar. 3	vs. Radford	L	2-3
Mar. 3	at Hawaii	L	1-2
Mar. 4	vs. UC Santa Barbara	W	13-4
Mar. 4	at Hawaii	L	0-1
Mar. 10	NC State*	W	7-1
Mar. 10	NC State*	W	8-0
Mar. 11	NC State*	W	6-0
Mar. 13	UT-Chattanooga	W	1-0
Mar. 17	vs. Northwestern	W	1-0
Mar. 17	vs. Fairfield	W	2-0
Mar. 18	vs. Rutgers	L	0-1
Mar. 18	at USF	L	1-2
Mar. 20	Jacksonville	W	6-0
Mar. 20	Jacksonville	W	7-1
Mar. 21	at Florida A&M	W	10-1
Mar. 24	at Virginia*	W	5-0
Mar. 24	at Virginia*	W	2-0
Mar. 25	at Virginia*	W	3-1
Mar. 29	Florida Gulf Coast	W	5-0
Mar. 29	Florida Gulf Coast	W	7-1
Apr. 1	North Carolina*	W	8-3
Apr. 1	North Carolina*	L	2-4
Apr. 2	North Carolina*	W	3-1
Apr. 4	Florida	L	1-9
Apr. 6	at Virginia Tech*	L	5-11
Apr. 7	at Virginia Tech*	W	7-3
Apr. 7	at Virginia Tech*	W	3-1
Apr. 10	Florida A&M	W	5-3
Apr. 12	South Alabama	L	1-3
Apr. 15	Georgia Tech*	L	4-5
Apr. 15	Georgia Tech*	W	7-6
Apr. 16	Georgia Tech*	W	4-3
Apr. 18	at LSU	W	8-1
Apr. 19	at Troy	L	3-4
Apr. 21	Boston College*	W	12-4
Apr. 22	Boston College*	W	2-0
Apr. 22	Boston College*	W	5-0
May 1	at North Florida	W	8-1
May 1	at North Florida	W	5-0
May 5	at Maryland*	W	4-3
May 5	at Maryland*	L	1-4
May 6	at Maryland*	W	L3-4 (10)

ACC Championship

May 10	vs. NC State	W	6-2
May 11	vs. Georgia Tech	L	1-9

NCAA Los Angeles Regional

May 18	vs. San Diego State	L	0-1
May 19	vs. UCLA	W	2-1
May 19	vs. San Diego State	L	0-1

2013 • (44-19, 18-2 ACC)

NCAA Super Regional

Date	Opponent	Result	Score
Feb. 8	Florida A&M	W	4-0
Feb. 9	North Florida	W	3-1
Feb. 10	Bethune-Cookman	W	20-0
Feb. 10	Jacksonville	W	8-0
Feb. 15	Tulsa	L	2-3(8)
Feb. 15	Arkansas	W	9-1
Feb. 16	Hofstra	W	9-1
Feb. 16	Hofstra	W	4-0
Feb. 17	Tulsa	L	1-4
Feb. 20	at UCF	W	10-3
Feb. 22	vs. LIU Brooklyn	W	15-1
Feb. 22	vs. Washington	L	0-2
Feb. 23	vs. Oklahoma	L	0-6
Feb. 24	vs. Nebraska	L	0-2
Feb. 24	vs. Stanford	L	1-3
Feb. 28	Troy	W	12-6
Mar. 1	Southern Miss	L	1-2
Mar. 1	Troy	L	3-6
Mar. 2	Appalachian State	W	8-7
Mar. 2	Appalachian State	W	3-0
Mar. 3	Troy	W	8-0
Mar. 9	at NC State*	W	4-0
Mar. 9	at NC State*	W	11-2
Mar. 10	at NC State	W	2-0
Mar. 12	FIU	W	11-2
Mar. 12	FIU	W	7-4
Mar. 13	Tennessee State	W	8-0
Mar. 15	Minnesota	L	2-3
Mar. 16	Georgia Southern	W	4-0
Mar. 17	Minnesota	W	4-3
Mar. 17	Georgia Southern	W	12-3
Mar. 19	at Auburn	W	6-3
Mar. 22	North Carolina*	L	4-5
Mar. 24	North Carolina*	W	9-1
Mar. 24	North Carolina*	W	3-1
Mar. 27	at Florida	L	3-7(8)
Mar. 30	at Maryland*	L	4-5
Mar. 30	at Maryland*	W	13-1
Mar. 31	at Maryland*	W	14-9
Apr. 3	LSU	L	4-5
Apr. 6	Boston College*	W	10-0
Apr. 6	Boston College*	W	4-0
Apr. 7	Boston College*	W	7-3
Apr. 10	at South Alabama	L	0-4
Apr. 14	Virginia*	W	3-2(8)
Apr. 14	Virginia*	W	10-2
Apr. 15	Virginia*	W	2-0
Apr. 17	Florida	L	0-8
Apr. 20	at Virginia Tech*	W	4-2
Apr. 20	at Virginia Tech*	W	11-0
Apr. 21	at Virginia Tech*	W	4-3
Apr. 27	at Georgia Tech*	W	4-1(8)
Apr. 27	at Georgia Tech*	W	8-0

ACC Championship

May 9	vs. Boston College	W	6-0
May 10	vs. North Carolina	W	3-0
May 11	vs. NC State	L	0-1

NCAA Mobile Regional

May 17	vs. Mississippi State	W	5-2
May 18	vs. South Alabama	W	2-1
May 19	vs. South Alabama	L	0-3
May 19	vs. South Alabama	W	7-6(8)

NCAA Austin Super Regional

May 25	vs. Texas	L	2-3
May 26	vs. Texas	L	0-4

1981 & 1982 AIAW NATIONAL CHAMPIONS • 28 NCAA APPEARANCES

YEAR-BY-YEAR RESULTS

2014 • (55-9, 24-3 ACC)
ACC Champions
College World Series

Date	Opponent	Result	Score
Feb. 7	vs. Nebraska	L	3-4
Feb. 7	at New Mexico State	W	11-0
Feb. 8	vs. UTEP	W	8-0
Feb. 8	vs. St. Mary's	W	12-3
Feb. 9	vs. Nebraska	W	5-1
Feb. 14	Southern Miss	W	5-1
Feb. 14	North Dakota State	W	4-1
Feb. 15	North Dakota State	W	9-0
Feb. 15	Southern Miss	W	11-0
Feb. 16	Southern Miss	W	12-0
Feb. 16	North Dakota State	W	5-0
Feb. 19	UCF	W	6-1
Feb. 21	Charleston Southern	W	8-2
Feb. 22	UC Santa Barbara	W	5-2
Feb. 26	at Auburn	W	5-4
Feb. 28	vs. Houston	W	7-1
Feb. 28	vs. Purdue	W	2-1
Mar. 1	vs. Purdue	W	4-1
Mar. 1	at Alabama	L	0-1
Mar. 2	at Alabama	W	5-1
Mar. 8	at Virginia*	L	9-11
Mar. 8	at Virginia*	W	8-0
Mar. 9	at Virginia*	W	15-0
Mar. 11	vs. Virginia Tech*	W	12-0
Mar. 11	vs. Virginia Tech*	L	4-5
Mar. 12	at Florida Gulf Coast	W	5-0
Mar. 15	NC State*	W	4-1
Mar. 15	NC State*	W	4-2
Mar. 16	NC State*	W	5-1
Mar. 19	at UNF	W	11-1
Mar. 19	at UNF	W	8-0
Mar. 22	at Boston College*	W	5-1
Mar. 22	at Boston College*	W	5-1
Mar. 23	at Boston College*	W	8-0
Mar. 26	Florida A&M	W	8-0
Mar. 30	at North Carolina*	W	6-0
Mar. 30	at North Carolina*	W	5-3
Mar. 31	at North Carolina*	W	5-1
Apr. 2	at Florida	W	3-2 (8)
Apr. 5	Maryland*	W	10-2
Apr. 5	Maryland*	W	14-6
Apr. 6	Maryland*	W	7-5
Apr. 9	Florida	L	2-4
Apr. 13	at Notre Dame*	L	5-8
Apr. 13	at Notre Dame*	W	9-7 (9)
Apr. 16	at Pitt*	W	5-2
Apr. 16	at Pitt*	W	10-3
Apr. 19	Syracuse*	W	7-1
Apr. 19	Syracuse*	W	5-0
Apr. 20	Syracuse*	W	9-1
Apr. 26	Georgia Tech*	W	5-1
Apr. 26	Georgia Tech*	W	4-0
Apr. 27	Georgia Tech*	W	3-0

ACC Championship

May 8	vs. Georgia Tech	W	11-5
May 9	vs. North Carolina	W	9-1
May 10	vs. Notre Dame	W	3-1

NCAA Tallahassee Regional

May 16	vs. Fordham	W	6-1
May 17	vs. USF	W	2-0 (11)
May 18	vs. USF	W	2-1

NCAA Tallahassee Super Regional

May 22	vs. Michigan	L	3-17
May 23	vs. Michigan	W	6-0
May 23	vs. Michigan	W	4-2

Women's College World Series

May 29	vs. Oregon	L	0-3
May 31	vs. Baylor	L	2-7

2015 • (49-14, 20-3 ACC)
ACC Champions
NCAA Super Regional

Date	Opponent	Result	Score
Feb. 7	Georgia Southern	W	8-0
Feb. 7	Kentucky	W	3-2
Feb. 8	Kentucky	L	1-3
Feb. 8	Georgia Southern	W	4-0
Feb. 10	at Florida A&M	W	12-5
Feb. 13	Nebraska	W	4-1
Feb. 13	Western Kentucky	W	2-1
Feb. 14	Michigan	L	5-6
Feb. 14	Michigan	L	1-2
Feb. 15	Nebraska	W	3-2
Feb. 19	vs. Tennessee	L	1-4
Feb. 19	vs. South Carolina	W	4-3
Feb. 20	vs. Oklahoma State	W	4-1
Feb. 21	vs. California	L	6-7
Feb. 21	vs. UCLA	W	5-1
Feb. 28	Boston College	W	5-0
Feb. 28	Boston College	W	2-1
Mar. 1	Boston College	W	5-1
Mar. 6	vs. Coastal Carolina	W	9-0
Mar. 6	vs. Bethune-Cookman	W	12-0
Mar. 7	vs. Hofstra	W	2-1
Mar. 7	at Florida Atlantic	W	1-0
Mar. 8	vs. Coastal Carolina	W	8-0
Mar. 10	at Florida Atlantic	W	12-0
Mar. 12	USC Upstate	W	2-0
Mar. 14	Notre Dame	W	4-1
Mar. 14	Notre Dame	W	7-3
Mar. 15	Notre Dame	L	0-12
Mar. 17	Colgate	W	8-0
Mar. 18	Troy	L	4-6
Mar. 21	at Virginia Tech	W	7-6
Mar. 21	at Virginia Tech	W	7-5
Mar. 22	at Virginia Tech	W	5-2
Mar. 25	Auburn	W	10-7
Mar. 25	Auburn	L	4-10
Mar. 28	Pittsburgh	W	8-0
Mar. 28	Pittsburgh	W	7-0
Mar. 29	Pittsburgh	W	3-0
Apr. 1	Florida A&M	W	11-0
Apr. 3	at NC State	W	6-5
Apr. 3	at NC State	W	10-1
Apr. 4	at NC State	L	4-9
Apr. 8	Florida	L	1-5
Apr. 11	Louisville	L	0-1
Apr. 12	Louisville	W	9-1
Apr. 18	Virginia	W	9-1
Apr. 18	Virginia	W	8-0
Apr. 19	Virginia	W	8-0
Apr. 22	at Florida	L	0-5
Apr. 25	at Georgia Tech	W	2-1
Apr. 25	at Georgia Tech	W	3-2
Apr. 26	at Georgia Tech	W	8-1
Apr. 27	at Georgia State	W	6-3
May 3	at North Florida	W	15-1

ACC Championship

May 7	vs. Boston College	W	4-2
May 8	vs. NC State	W	11-4
May 9	vs. Pittsburgh	W	6-2

NCAA Tallahassee Regional

May 15	Dartmouth	W	5-1
May 16	UCF	W	2-1
May 17	UCF	W	5-0

NCAA Knoxville Super Regional

May 21	at Tennessee	L	2-3
May 22	at Tennessee	W	6-1
May 22	at Tennessee	L	1-2





EIGHT WOMEN'S COLLEGE WORLD SERIES APPEARANCES • 13 ACC CHAMPIONSHIPS

SERIES RECORDS

ACC SERIES RECORDS

BOSTON COLLEGE: (FSU LEADS 32-2)

Home: 19-2...Away: 7-0...Neutral: 6-0
ACC: 27-2

2001	W	1-0	H
	W	5-4	H
2006	L	5-7	H*
	W	8-0 (6)	H*
	W	7-5	H*
2007	W	9-0	A*
	W	6-3	A*
2008	W	1-0	H*
	L	1-6	H*
	W	6-0	H*
	W	5-1	N#
2009	W	2-0	A*
	W	1-0	A*
	W	4-0	A*
	W	2-0	N#
2010	W	4-0	H*
	W	6-0	H*
	W	11-3	H*
2011	W	7-1	A*
	W	11-4	A*
2012	W	12-4	H*
	W	2-0	H*
	W	5-0	H*
2013	W	10-0	H*
	W	4-0	H*
	W	7-3	H*
	W	6-0	H#
2014	W	5-1	N*
	W	5-1	N*
	W	8-0	N*
2015	W	5-0	H*
	W	2-1	H*
	W	5-1	H*
	W	4-2	N#

GEORGIA TECH: (FSU LEADS 55-26)

Home: 20-9...Away: 19-10...Neutral: 16-7
ACC: 40-16

1990	W	10-0	N
1992	W	10-0	N*
	W	6-0	N#
1993	W	3-0	A*
	W	2-0	A*
	W	12-0	N#
	W	11-0	N#
1994	W	6-1	H*
	W	2-1	H*
	W	11-0	N*
	W	2-1	N#
1995	W	9-4	A*
	W	10-1	A*
	W	2-1	N#
	W	5-2	N#
1996	W	2-0	H*
	L	1-3	H*
	W	5-4	N#
1997	W	5-1	A*
	W	8-5	A*
1998	W	3-2	H*
	W	4-1	H*
1999	W	7-0	A*
	W	8-5	A*
2000	L	1-2	H*
	L	2-8	H*
2001	W	7-0	A*
	L	1-2 (8)	A*
2002	W	7-3	H*
	W	4-2	H*
	L	0-2	N#
	L	0-7	N^
	W	3-2 (9)	N^
	W	6-1	N^
2003	W	4-0	A*
	W	6-0	A*
	W	5-3	N#
2004	W	4-0	H*
	W	2-1	H*
	W	3-2	H*
2005	L	0-2	A*
	L	1-3	A*
	L	0-5	A*
2006	W	9-1 (5)	H*
	L	3-8	H*
	W	7-4	H*
	W	10-1 (5)	N#

	L	3-4	N#
	W	7-4	N#
2007	W	8-0	A*
	L	9-1(6)	A*
	L	7-6	A*
	L	6-3	N#
2008	L	2-5	H*
	W	10-2	H*
	L	2-6	H*
2009	L	3-8	A*
	L	0-3	A*
	W	5-4	A*
	L	3-1	N#
2010	L	1-14	H*
	W	6-2	H*
	L	2-5	H*
	L	4-8	N#
2011	L	3-11	A*
	L	2-7	A*
	W	9-4	A*
2012	L	4-5	H*
	W	7-6	H*
	W	4-3	H*
	L	1-9	N#
2013	W	4-1 (8)	A*
	W	8-0	A*
2014	W	5-1	H*
	W	4-0	H*
	W	3-0	H*
	W	11-5	N#
2015	W	2-1	A*
	W	3-2	A*
	W	8-1	A*

LOUISVILLE: (FSU LEADS 4-3)

Home: 2-2...Away: 1-1...Neutral: 1-0
ACC: 1-1

2002	W	4-1	N
2004	W	8-0	H
2006	L	3-12 (6)	H
2008	L	3-4	H
	W	6-4	H
2015	L	0-1	A*
	W	9-1	A*

NORTH CAROLINA: (FSU LEADS 63-24)

Home: 21-9...Away: 23-11...Neutral: 19-4
ACC: 35-18

1984	W	1-0	A
	W	5-0	A
	W	3-1	N
1986	W	1-0	N
1988	W	4-2	H
	W	8-4	H
	W	2-1(8)	N
1989	W	1-2	H
	W	3-1	N
1990	W	1-0	N
1991	W	5-0	N
1992	W	12-1	N*
	L	0-1	A*
	W	11-0	N#
1994	W	5-1	A*
	W	6-2	A*
	L	0-1	A*
	W	6-5	N#
1995	W	6-3	H*
	W	3-1	H*
	W	8-2	N
	W	15-0	A
	W	2-1	A
	W	4-0	N#
1996	L	2-3	A*
	L	4-5	A*
	W	2-0	N
	W	3-1	N#
1997	W	6-0	A*
	W	12-4	A*
	W	5-4	N#
1998	W	3-2	H*
	W	7-6	H*
1999	L	0-6	A*
	W	8-3	A*
	W	2-1	N#
2000	W	10-9	H*
	W	5-4	H*
2001	W	2-0	A*
	W	5-0	A*
	L	2-3 (8)	N
	L	0-2	N#
	L	1-4	N#
2002	W	7-6 (8)	H*
	W	9-5	H*

	W	3-2	N#
	L	2-5	N#
2003	W	1-0	A*
	W	4-0	A*
2004	W	1-0	H*
	W	5-0	H
	W	8-0	H#
2005	W	2-0	A*
	W	6-3	A*
	L	2-3	A*
2006	W	2-1	H*
	L	3-5	H*
	L	1-3	H*
2007	L	4-3	A*
	W	3-2	A*
	W	6-3	A*
	W	8-0(5)	N#
2008	W	2-0	H*
	L	1-5	H*
	L	4-7	H*
2009	L	1-0	A*
	W	6-2	A*
	W	4-1	A*
	W	4-1	A#
2010	L	0-5 (8)	H*
	W	2-1	H*
	L	4-5 (11)	H*
2011	L	0-1	A*
	L	2-3	A*
	L	0-4	A*
	W	4-1	N#
2012	W	8-3	H*
	L	2-4	H*
	W	3-1	H*
2013	L	4-5	H*
	W	9-1	H*
	W	3-1	H*
	W	3-0	H#
2014	W	6-0	A*
	W	5-3	A*
	W	5-1	A*
	W	9-1	N#

NC STATE: (FSU LEADS 29-11)

Home: 14-4...Away: 12-5...Neutral: 3-2
ACC: 20-6

2004	W	8-0	H*
	W	4-0	H*
2005	W	5-2	A*
	L	1-2	A*
2006	L	0-2 (9)	H*
	L	5-6	H*
	W	2-0	H*
	W	6-0	N#
	L	1-4	N#
2007	L	6-3	N
	W	4-0	A*
	L	4-2	A*
	L	3-2	A*
2008	W	1-0	H*
	W	4-3	H*
	W	10-1	H*
2009	W	10-1	A*
	W	1-0	A*
	W	1-0	A*
2010	W	4-2	H*
	W	5-0	H*
	L	1-3	H*
2011	W	3-2	A*
	L	2-4	A*
	W	7-2	A*
2012	W	7-1	H*
	W	8-0	H*
	W	6-0	H*
	W	6-2	N#
2013	W	4-0	A*
	W	11-1	A*
	W	2-0	A*
	L	0-1	H#
2014	W	4-1	H*
	W	4-2	H*
	W	5-1	H*
2015	W	6-5	A*
	W	10-1	A*
	L	4-9	A*
	W	11-4	N#

NOTRE DAME: (FSU LEADS 7-4)

Home: 3-2...Away: 1-1...Neutral: 3-1
ACC: 3-2

1991	W	7-0	N
1994	W	3-0	N
1996	L	0-1	H

2004	W	4-3	H
2006	L	0-1	N
2014	L	5-8	A*
	W	9-7 (9)	A*
	W	3-1	N#
2015	W	4-1	H*
	W	7-3	H*
	L	0-12	H*

PITT: (FSU LEADS 8-0)

Home: 5-0...Away: 2-0...Neutral: 1-0
ACC: 3-0

2002	W	7-0	H
2003	W	7-1	H
2014	W	5-2	A*
	W	10-3	A*
2015	W	8-0	H*
	W	3-0	H*
	W	11-0	H*
	W	6-2	N#

SYRACUSE: (FSU LEADS 9-2)

Home: 7-1...Away: 0-0...Neutral: 2-1
ACC: 3-0

2001	W	3-2	H
2002	W	6-3	N
2003	W	6-1	H
2005	W	5-4 (8)	H
	L	1-2	H
	L	3-4 (8)	N
2007	W	8-0	H
2010	W	3-0	N
2014	W	7-1	H*
	W	5-0	H*
	W	9-1	H*

VIRGINIA: (FSU LEADS 78-18)

Home: 41-5...Away: 19-7...Neutral: 18-6
ACC: 49-10

1986	W	4-0	H
	L	1-2	H
1987	W	7-0	H
	L	2-5	H
1988	W	4-0	N
	W	5-0	H
	W	7-1	H
1989	W	4-2	H
	W	5-1	H
	W	2-0	N
1990	W	1-0	H
	W	5-0	H
1991	W	9-1	H
	W	2-1	H
	L	1-2	N
	L	0-2	N
1992	W	10-0	N*
	L	0-1	H*
	W	5-2	H*
	W	11-1	N#
1993	W	7-0	H*
	W	3-2	N*
	L	0-1	N#
	W	2-0	N#
	W	4-2	N#
1994	W	7-0	N*
	W	4-3	H*
	W	9-4	N*
	W	8-0	A*
	L	4-5	A*
	L	0-2	N#
	W	1-0	N#
	L	0-3	N#
1995	W	2-1	N
	W	3-2	H*
	W	3-0	H*
1996	W	8-0	A*
	W	5-4	A*
1997	W	8-0	H*
	L	3-6	H*
1998	L	1-4	A*
	L	0-3	A*
	W	10-0	N#
	W	2-1	N#
	W	8-2	H*
	W	2-1	H*
	W	1-0	N#
	W	3-0	N#
2000	L	2-4	N#
	W	3-1	N#
	W	2-0	N#

1981 & 1982 AIAW NATIONAL CHAMPIONS • 28 NCAA APPEARANCES

SERIES RECORDS

.....	W.....	3-2	A*
.....	W.....	6-2	A*
2001.....	W.....	8-0	H*
.....	W.....	10-2	H*
2002.....	W.....	4-0	A*
.....	W.....	6-3	A*
2003.....	W.....	5-0	H*
.....	W.....	12-1	H*
.....	W.....	10-1	H#
.....	W.....	10-2	H#
2004.....	W.....	1-0	A*
.....	L.....	4-5	A*
2005.....	W.....	5-3	H*
.....	W.....	4-0	H*
.....	W.....	3-2	H*
2006.....	L.....	0-1	A*
.....	W.....	8-5	A*
2007.....	W.....	8-2	H*
.....	W.....	4-2	H*
.....	W.....	8-0	H*
2008.....	W.....	9-1	A*
.....	W.....	8-3	A*
.....	W.....	5-1	A*
2009.....	W.....	3-1	H*
.....	W.....	12-4	H*
.....	W.....	5-1	H*
2010.....	L.....	1-2	A*
.....	W.....	9-6	A*
.....	W.....	2-1	A*
2011.....	W.....	8-0	H*
.....	L.....	1-2	H*
.....	W.....	6-1	H*
.....	W.....	12-5	N#
2012.....	W.....	5-0	A*
.....	W.....	2-0	A*
.....	W.....	3-1	A*
2013.....	W.....	3-2 (8)	H*
.....	W.....	10-2	H*
.....	W.....	2-0	H*
2014.....	L.....	9-11	A*
.....	W.....	8-0	A*
.....	W.....	15-0	A*
2015.....	W.....	9-1	H*
.....	W.....	8-0	H*
.....	W.....	8-0	H*

**VIRGINIA TECH:
(FSU LEADS 21-16)**

Home: 7-5...Away: 11-7...Neutral: 3-4
ACC: 19-13

2005.....	W.....	4-2	H*
.....	W.....	3-2	H*
.....	W.....	5-2	H*
.....	L.....	2-3 (14)	N#
2006.....	L.....	0-2	A*
.....	L.....	2-10 (5)	A*
.....	W.....	9-6	A*
2007.....	L.....	0-1	H*
.....	W.....	10-2	H*
.....	L.....	0-1	H*
.....	L.....	0-4	N#
2008.....	L.....	0-3	A*
.....	L.....	1-3	A*
.....	W.....	2-0	A*
.....	L.....	0-2	N#
2009.....	W.....	6-0	H*
.....	W.....	3-2	H*
.....	L.....	0-2	H*
2010.....	L.....	7-8	A*
.....	L.....	4-5	A*
.....	W.....	3-1	A*
.....	W.....	5-3	N#
2011.....	W.....	1-0	H*
.....	L.....	1-2 (10)	H*
.....	L.....	3-4 (8)	H*
.....	W.....	9-2	N#
2012.....	L.....	5-11	A*
.....	W.....	7-3	A*
.....	W.....	3-1	A*
2013.....	W.....	4-2	A*
.....	W.....	11-0	A*
.....	W.....	4-3	A*
2014.....	W.....	12-0	N*
.....	L.....	4-5	N*
2015.....	W.....	7-6	A*
.....	W.....	7-5	A*
.....	W.....	5-2	A*

NON-CONFERENCE

**ADELPHI:
(FSU LEADS 5-1)**

Home: 2-0...Away: 0-0...Neutral: 3-1

1985.....	L.....	0-2	N
1987.....	W.....	1-0 (9)	N^
.....	W.....	3-1 (13)	N^
1990.....	W.....	4-0	H
1992.....	W.....	12-2	N
.....	W.....	5-0	H

**ALABAMA:
(ALABAMA LEADS 5-3)**

Home: 0-0...Away: 2-5...Neutral: 1-0

1997.....	W.....	2-0	A
.....	L.....	5-6	A
1998.....	W.....	4-1	N
2007.....	L.....	3-6	A^
2011.....	L.....	0-8	A
.....	L.....	2-9	A
2014.....	L.....	0-1	A
.....	W.....	5-1	A

**APPALACHIAN STATE:
(FSU LEADS 5-0)**

Home: 4-0...Away: 0-0...Neutral: 1-0

2007.....	W.....	4-2	N
2008.....	W.....	2-0	H
2009.....	W.....	6-0	H
2013.....	W.....	8-7	H
.....	W.....	3-0	H

**ARIZONA:
(ARIZONA LEADS 11-0)**

Home: 0-0...Away: 0-2...Neutral: 0-9

1991.....	L.....	0-8	A
1992.....	L.....	0-2	N
1995.....	L.....	1-7	A
.....	L.....	0-15	N^
1996.....	L.....	4-8	N
.....	L.....	6-9	N^
.....	L.....	3-10	N^
2002.....	L.....	2-6 (11)	N%
2003.....	L.....	0-2	N
2005.....	L.....	0-6	N
2008.....	L.....	2-13	N

**ARIZONA STATE:
(ASU LEADS 6-4)**

Home: 0-0...Away: 0-2...Neutral: 4-4

1986.....	L.....	0-2	N
1989.....	L.....	3-7 (9)	N
.....	W.....	3-2	N
1998.....	L.....	1-6	N
1999.....	L.....	0-2	N
2004.....	W.....	1-0	N
2006.....	W.....	1-0 (10)	N
.....	L.....	1-6	A^
.....	L.....	1-5	A^
2008.....	W.....	3-2	N

**ARKANSAS:
(FSU LEADS 2-0)**

Home: 1-0...Away: 0-0...Neutral: 1-0

1997.....	W.....	4-0	N
2013.....	W.....	9-1	H

**ARMY:
(FSU LEADS 1-0)**

Home: 0-0...Away: 0-0...Neutral: 1-0

2004.....	W.....	10-0	N
-----------	--------	------	---

**AUBURN:
(FSU LEADS 15-8-1)**

Home: 6-4...Away: 7-4-1...Neutral: 2-0

1997.....	W.....	2-0	A
.....	L.....	1-2	A
1998.....	W.....	5-1	H
.....	W.....	8-3	H
1999.....	W.....	4-2	A
.....	T.....	0-0	A
2000.....	W.....	7-0	H
.....	L.....	4-5	H
2002.....	W.....	5-4	N

.....	W.....	2-1	N^
2003.....	W.....	8-0	H
.....	W.....	3-2(10)	H
2004.....	L.....	1-0	A
.....	W.....	4-0	A
2005.....	W.....	5-0	A^
.....	W.....	2-0	A^
2006.....	L.....	2-7	H
2007.....	L.....	2-7	A
2010.....	L.....	0-1 (9)	H
2011.....	L.....	3-5	A
2013.....	W.....	6-3	A
2014.....	W.....	5-4	A
2015.....	W.....	10-7	H
.....	L.....	4-10	H

**AUSTIN PEAY:
(FSU LEADS 1-0)**

Home: 0-0...Away: 0-0...Neutral: 1-0

1990.....	W.....	5-1	N
-----------	--------	-----	---

**BALL STATE:
(FSU LEADS 8-0-1)**

Home: 4-0...Away: 0-0...Neutral: 4-0-1

1985.....	T.....	0-0	N
1986.....	W.....	4-0	H
.....	W.....	3-2	H
1991.....	W.....	5-0	H
1992.....	W.....	2-0	N
.....	W.....	9-0	N
1996.....	W.....	4-2	N
1997.....	W.....	4-0	N
2001.....	W.....	1-0	H

**BAYLOR:
(BAYLOR LEADS 5-2)**

Home: 0-0...Away: 0-0...Neutral: 2-5

1984.....	L.....	2-3	N
1985.....	L.....	4-5	N
1987.....	W.....	10-0	N
.....	W.....	8-1	N
2005.....	L.....	5-9	N^
.....	L.....	3-5	N^
2014.....	L.....	2-7	N%

**BETHUNE-COOKMAN:
(FSU LEADS 8-0)**

Home: 4-0...Away: 2-0...Neutral: 2-0

2000.....	W.....	9-0	A
.....	W.....	1-0	A
2001.....	W.....	3-2	H
.....	W.....	6-2	N^
2008.....	W.....	14-3	H
2009.....	W.....	3-2	H
2013.....	W.....	20-0	H
2015.....	W.....	12-0	N

**BOSTON UNIVERSITY:
(FSU LEADS 1-0)**

Home: 0-0...Away: 0-0...Neutral: 1-0

2003.....	W.....	2-1(9)	N
-----------	--------	--------	---

**BOWLING GREEN:
(FSU LEADS 9-0)**

Home: 8-0...Away: 0-0...Neutral: 1-0

1987.....	W.....	4-0	H
.....	W.....	12-2	H
.....	W.....	3-1	H
1991.....	W.....	2-0	H
.....	W.....	9-0	H
1992.....	W.....	4-0	H
2009.....	W.....	3-0	N
2010.....	W.....	9-0	H
.....	W.....	8-1	H

**BRADLEY:
(FSU LEADS 9-0)**

Home: 8-0...Away: 0-0...Neutral: 1-0

1985.....	W.....	2-0	H
.....	W.....	3-1	H
.....	W.....	1-0	H
1987.....	W.....	2-0	N
1991.....	W.....	2-0	H
1992.....	W.....	3-2	H
1996.....	W.....	4-1	H
.....	W.....	7-2	H
1997.....	W.....	4-0	H

**BRIGHAM YOUNG:
(FSU LEADS 2-1)**

Home: 0-0...Away: 1-1...Neutral: 1-0

2005.....	W.....	12-3	A
.....	L.....	2-5	A
2011.....	W.....	6-4	N

**BROWN:
(FSU LEADS 2-0)**

Home: 2-0...Away: 0-0...Neutral: 0-0

1985.....	W.....	14-0	H
.....	W.....	14-2	H

**CALIFORNIA:
(CAL LEADS 12-1)**

Home: 1-4...Away: 0-0...Neutral: 0-8

1991.....	L.....	0-4	N
1992.....	L.....	0-3	N%
1998.....	L.....	1-4	N
1999.....	L.....	0-4	N
2000.....	L.....	0-1	H
.....	L.....	0-1	H
2001.....	L.....	0-1	H
.....	W.....	2-1	H
.....	L.....	1-2 (10)	H
2002.....	L.....	0-1	N%
2004.....	L.....	4-2	N%
2007.....	L.....	6-13	N
2015.....	L.....	6-7	N

**CAL POLY:
(SERIES TIED 1-1)**

Home: 0-0...Away: 0-0...Neutral: 1-1

1993.....	W.....	1-0	N
2000.....	L.....	4-5	N

**UC-RIVERSIDE:
(FSU LEADS 2-0)**

Home: 1-0...Away: 0-0...Neutral: 1-0

2001.....	W.....	8-0	N
2009.....	W.....	13-2	H

**UC-SANTA BARBARA:
(FSU LEADS 3-0)**

Home: 1-0...Away: 0-0...Neutral: 2-0

2012.....	W.....	5-1	N
.....	W.....	13-4	N
2014.....	W.....	5-2	H

**CAL STATE FULLERTON:
(FULLERTON LEADS 8-4)**

Home: 0-0...Away: 2-5...Neutral: 2-3

1987.....	L.....	0-3	N%
1992.....	L.....	4-5	A
1993.....	W.....	4-1	N
1994.....	L.....	0-7	A
1995.....	L.....	5-9	N
1996.....	L.....	11-12	N
1997.....	W.....	4-2	N
2002.....	L.....	1-8	A
2004.....	W.....	3-0	A
2006.....	L.....	1-6	A
2007.....	L.....	3-4	A
2008.....	W.....	4-1	A

**CAL STATE NORTHRIDGE:
(CSN LEADS 4-1)**

Home: 1-0...Away: 0-0...Neutral: 0-4

1991.....	L.....	0-1	N
1996.....	L.....	1-2	N
1998.....	L.....	3-4	N
2004.....	W.....	1-0	H^
2007.....	L.....	3-4	N

**CAMPBELL:
(FSU LEADS 9-0)**

Home: 2-0...Away: 2-0...Neutral: 5-0

1995.....	W.....	4-0	N
.....	W.....	7-1	N
1996.....	W.....	6-1	N
1997.....	W.....	4-1	N
1999.....	W.....	5-0	H
.....	W.....	2-0	H



EIGHT WOMEN'S COLLEGE WORLD SERIES APPEARANCES • 13 ACC CHAMPIONSHIPS

SERIES RECORDS

2000.....	W.....	7-1.....	A
1987.....	W.....	9-1.....	A
2002.....	W.....	8-0.....	N

**CENTRAL MICHIGAN:
(FSU LEADS 8-2)**

Home: 3-1...Away: 0-0...Neutral: 5-1			
1987.....	L.....	0-1.....	N%
1988.....	W.....	6-2.....	N
1990.....	W.....	1-0.....	N
1993.....	W.....	5-0.....	N
1998.....	W.....	10-1.....	N
.....	W.....	11-4.....	H
1999.....	L.....	1-5.....	H
2001.....	W.....	3-1.....	H
.....	W.....	2-0.....	H
2004.....	W.....	9-0.....	N

**CHARLESTON SOUTHERN:
(FSU LEADS 1-0)**

Home: 1-0...Away: 0-0...Neutral: 0-0			
2014.....	W.....	8-2.....	H

**COASTAL CAROLINA:
(FSU LEADS 9-0)**

Home: 2-0...Away: 0-0...Neutral: 7-0			
1993.....	W.....	8-0.....	N
.....	W.....	9-1.....	N
1997.....	W.....	12-2.....	N
.....	W.....	2-1.....	N
2006.....	W.....	7-2.....	N^
2010.....	W.....	4-0.....	H
2012.....	W.....	6-1.....	H
2015.....	W.....	9-0.....	N
.....	W.....	8-0.....	N

**COLGATE:
(FSU LEADS 1-0)**

Home: 1-0...Away: 0-0...Neutral: 0-0			
2015.....	W.....	8-0.....	H

**COLLEGE OF CHARLESTON:
(FSU LEADS 2-0)**

Home: 2-0...Away: 0-0...Neutral: 0-0			
2001.....	W.....	8-0.....	H
.....	W.....	9-1.....	H

**COLORADO STATE:
(SERIES TIED 1-1)**

Home: 0-0...Away: 0-0...Neutral: 1-1			
1999.....	W.....	3-2.....	N
.....	L.....	4-5.....	N

**CONNECTICUT:
(FSU LEADS 26-4)**

Home: 20-2...Away: 3-0...Neutral: 3-2			
1989.....	W.....	3-0.....	H
1990.....	L.....	1-3.....	H
1991.....	W.....	2-1.....	H
.....	W.....	1-0.....	H
.....	W.....	2-0.....	N
1992.....	W.....	1-0.....	A
.....	W.....	4-3.....	A
1993.....	W.....	1-0.....	H
.....	W.....	8-0.....	H
.....	L.....	1-4.....	N
.....	L.....	1-2.....	N%
1994.....	W.....	4-1.....	A
1996.....	W.....	3-0.....	H
.....	W.....	6-0.....	H
1997.....	W.....	10-3.....	N
.....	W.....	2-1.....	H
.....	L.....	0-1.....	H
.....	W.....	8-2.....	H
1998.....	W.....	6-4.....	H
.....	W.....	9-0.....	H
2001.....	W.....	8-0.....	H
.....	W.....	3-0.....	H
2004.....	W.....	8-0.....	H
.....	W.....	7-4.....	H
2006.....	W.....	8-2.....	H
.....	W.....	1-0.....	H
.....	W.....	5-3.....	H
2008.....	W.....	2-1.....	H
.....	W.....	2-1.....	H

.....	W.....	7-0.....	H
2010.....	W.....	5-4.....	N

**CREIGHTON:
(FSU LEADS 2-1)**

Home: 1-0...Away: 1-1...Neutral: 0-0			
1988.....	W.....	4-0 (8).....	A
.....	L.....	0-2.....	A
1991.....	W.....	3-2.....	H

**DARTMOUTH:
(FSU LEADS 1-0)**

Home: 1-0...Away: 0-0...Neutral: 0-0			
2015.....	W.....	5-1.....	H^

**DAVIS & ELKINS:
(FSU LEADS 1-0)**

Home: 0-0...Away: 0-0...Neutral: 1-0			
1984.....	W.....	9-0.....	N

**DAYTON:
(FSU LEADS 3-0)**

Home: 0-0...Away: 0-0...Neutral: 3-0			
1991.....	W.....	3-0.....	N
2002.....	W.....	5-0.....	N
.....	W.....	12-0.....	N

**DEPAUL:
(SERIES TIED 1-1)**

Home: 0-0...Away: 0-0...Neutral: 1-1			
1999.....	L.....	3-5.....	N
2002.....	W.....	11-5.....	N

**DETROIT:
(FSU LEADS 3-0)**

Home: 2-0...Away: 0-0...Neutral: 1-0			
1985.....	W.....	5-0.....	H
.....	W.....	6-1.....	H
1991.....	W.....	9-0.....	N

**DRAKE:
(FSU LEADS 2-0)**

Home: 2-0...Away: 0-0...Neutral: 0-0			
1993.....	W.....	6-0.....	H
1996.....	W.....	1-0.....	H

**DREXEL:
(FSU LEADS 4-0)**

Home: 4-0...Away: 0-0...Neutral: 0-0			
1991.....	W.....	2-0.....	H
.....	W.....	7-1.....	H
1992.....	W.....	3-0.....	H
.....	W.....	4-0.....	H

**EAST CAROLINA:
(FSU LEADS 21-2)**

Home: 7-1...Away: 4-0...Neutral: 10-1			
1984.....	W.....	2-0.....	A
.....	W.....	3-0.....	A
1986.....	W.....	3-0.....	N
1987.....	W.....	10-0.....	H
.....	W.....	2-1.....	H
1989.....	W.....	5-0.....	H
.....	W.....	5-0.....	H
.....	W.....	3-0.....	N
1990.....	W.....	7-2.....	N
1991.....	W.....	13-0.....	H
1992.....	W.....	5-2.....	N
1993.....	W.....	13-0.....	N
1994.....	L.....	0-1.....	N
1995.....	W.....	10-2.....	N
.....	W.....	4-3.....	N
1996.....	W.....	2-1.....	N
1997.....	W.....	10-0.....	N
2000.....	W.....	1-0.....	A
.....	W.....	7-0.....	A
2001.....	W.....	2-0.....	N
.....	W.....	9-2.....	H
.....	W.....	9-0.....	H
2009.....	L.....	2-1.....	H

**EAST CENTRAL COLLEGE:
(FSU LEADS 2-0)**

Home: 2-0...Away: 0-0...Neutral: 0-0			
1984.....	W.....	8-0.....	H
.....	W.....	10-0.....	H

**EASTERN ILLINOIS:
(FSU LEADS 5-0)**

Home: 5-0...Away: 0-0...Neutral: 0-0			
1988.....	W.....	2-1.....	H
.....	W.....	3-2.....	H
.....	W.....	11-1.....	H
1993.....	W.....	7-2.....	H
1994.....	W.....	9-0.....	H

**EASTERN KENTUCKY:
(FSU LEADS 1-0)**

Home: 1-0...Away: 0-0...Neutral: 0-0			
2005.....	W.....	13-5.....	H

**EASTERN MICHIGAN:
(FSU LEADS 17-1)**

Home: 10-0...Away: 1-1...Neutral: 6-0			
1987.....	W.....	8-1.....	N
1988.....	W.....	3-1.....	H
.....	W.....	4-3.....	H
.....	W.....	7-4.....	N
1989.....	W.....	2-0.....	H
.....	W.....	5-1.....	H
1990.....	W.....	1-0.....	H
.....	W.....	1-0.....	H
1991.....	W.....	1-0.....	N
.....	W.....	3-2.....	N
1994.....	W.....	1-0.....	H
1996.....	W.....	7-0.....	H
1997.....	W.....	5-1.....	H
1998.....	W.....	4-2.....	H
2000.....	W.....	5-1.....	N
2004.....	W.....	2-0.....	A
.....	L.....	6-5.....	A
2010.....	W.....	8-0.....	N

**ELON:
(FSU LEADS 2-0)**

Home: 0-0...Away: 2-0...Neutral: 0-0			
2003.....	W.....	6-0.....	A
.....	W.....	6-0.....	A

**FAIRFIELD:
(FSU LEADS 1-0)**

Home: 0-0...Away: 0-0...Neutral: 1-0			
2012.....	W.....	2-0.....	N

**FIU:
(FSU LEADS 12-2)**

Home: 12-2...Away: 0-0...Neutral...0-0			
1999.....	W.....	6-1.....	H
.....	L.....	1-0.....	H
2000.....	L.....	2-4.....	H
.....	W.....	8-3.....	H
2001.....	L.....	1-2.....	H
.....	W.....	3-2.....	H
2004.....	W.....	5-1.....	H
.....	W.....	11-0.....	H
2006.....	W.....	3-1.....	H
.....	W.....	8-0.....	H
2010.....	W.....	8-3.....	H
.....	W.....	7-2.....	H
2013.....	W.....	11-2.....	H
.....	W.....	7-4.....	H

**FLORIDA:
(FLORIDA LEADS 21-14)**

Home: 6-11...Away: 7-10...Neutral: 1-0			
1997.....	L.....	1-3.....	A
.....	W.....	8-1.....	A
1998.....	L.....	3-8.....	H
.....	W.....	5-3.....	H
1999.....	L.....	0-2.....	A
.....	W.....	6-4.....	A
2000.....	W.....	6-3.....	H
.....	L.....	3-5.....	H
2001.....	W.....	5-3.....	A
.....	W.....	3-1.....	A
.....	W.....	6-2.....	N^
2002.....	L.....	1-7.....	H

.....	W.....	6-1.....	H
2003.....	W.....	5-0.....	A
.....	W.....	7-3.....	A
2004.....	W.....	2-0.....	H
2005.....	L.....	4-7.....	A
.....	L.....	0-2.....	A
2006.....	W.....	4-0.....	H
.....	W.....	6-5.....	H
2007.....	L.....	1-5.....	A
.....	L.....	3-4.....	A
2008.....	L.....	1-6.....	H
.....	L.....	4-14.....	H
2009.....	L.....	3-4.....	A
2010.....	L.....	4-8.....	H
.....	L.....	2-9.....	H
2011.....	L.....	0-1.....	A
2012.....	L.....	1-9.....	H
2013.....	L.....	3-7 (8).....	A
.....	L.....	0-8.....	H
2014.....	W.....	3-2 (8).....	A
.....	L.....	2-4.....	H
2015.....	L.....	1-5.....	H
.....	L.....	0-5.....	A

**FLORIDA A&M:
(FSU LEADS 106-7)**

Home: 57-2...Away: 48-5...Neutral: 1-0			
1984.....	W.....	12-0.....	H
.....	W.....	9-0.....	H
.....	W.....	10-0.....	H
.....	W.....	11-1.....	A
.....	W.....	11-0.....	A
1985.....	W.....	3-0.....	A
.....	W.....	5-0.....	A
.....	W.....	3-0.....	A
.....	W.....	1-0.....	H
.....	W.....	8-0.....	H
1987.....	W.....	8-1.....	H
.....	W.....	6-3.....	H
.....	W.....	17-0.....	A
.....	W.....	7-1.....	A
1988.....	W.....	14-3.....	A
.....	W.....	11-0.....	A
.....	W.....	7-0.....	H
.....	W.....	3-0.....	H
.....	W.....	2-1.....	H
1989.....	W.....	11-0.....	A
.....	W.....	4-0.....	A
.....	W.....	3-0.....	H
.....	W.....	4-1.....	H
1990.....	W.....	6-2.....	A
.....	W.....	4-0.....	A
.....	W.....	10-0.....	H
.....	W.....	2-0.....	H
1991.....	W.....	8-0.....	A
.....	W.....	4-0.....	A
.....	W.....	7-1.....	H
.....	W.....	11-1.....	H
1992.....	W.....	12-0.....	A
.....	W.....	10-0.....	A
.....	W.....	7-0.....	H
.....	W.....	6-0.....	H
1993.....	W.....	7-0.....	A
.....	W.....	10-0.....	A
.....	W.....	10-0.....	H
1994.....	W.....	4-1.....	H
.....	W.....	3-0.....	A
.....	W.....	8-0.....	H
.....	W.....	7-0.....	A
.....	W.....	8-0.....	H
1995.....	W.....	8-0.....	H
.....	W.....	9-0.....	A
.....	W.....	10-0.....	A
.....	W.....	6-0.....	H
1996.....	W.....	8-0.....	H
.....	W.....	7-2.....	A
.....	W.....	13-0.....	A
.....	W.....	4-0.....	H
1997.....	W.....	7-0.....	A
.....	W.....	8-0.....	H
.....	L.....	1-2.....	A
.....	W.....	7-0.....	H
1998.....	W.....	4-2.....	A
.....	W.....	6-0.....	H
.....	L.....	1-3.....	H
1999.....	L.....	2-3.....	A
.....	W.....	2-1.....	A
.....	W.....	10-1.....	H
2000.....	W.....	9-0.....	A
.....	W.....	8-7.....	H
.....	W.....	3-0.....	H
.....	W.....	9-1.....	H
.....	W.....	7-0.....	A
2001.....	W.....	1-0.....	H

1981 & 1982 AIAW NATIONAL CHAMPIONS • 28 NCAA APPEARANCES

SERIES RECORDS

.....	W	11-0	N
.....	L	4-5	A
.....	W	7-0	H
.....	W	6-0	A
.....	W	12-0	H
2002	W	7-3	A
.....	W	2-1	A
.....	W	6-0	H
.....	W	18-3	H
2003	W	13-2	H
.....	W	5-0	A
.....	W	9-2	A
.....	W	8-0	H
2004	W	9-1	H
.....	W	8-0	H
.....	W	12-0	A
.....	W	12-0	A
.....	W	12-0	H
2005	W	5-2	A
.....	L	7-10	A
.....	W	4-1	H
.....	W	5-1	H
2006	W	4-0	H
.....	W	6-5	H
.....	W	9-3	H
.....	L	0-4	A
.....	W	9-3	H
2007	W	5-0	H
.....	W	9-4	H
.....	W	8-0	A
.....	W	9-1(15)	H
2008	W	9-1	A
.....	W	18-0	H
2009	W	5-0	A
.....	W	5-1	A
2010	W	9-2	A
2011	W	8-5	H
.....	W	9-2	A
2012	W	10-1	A
.....	W	5-3	H
2013	W	4-0	H
2014	W	8-0	H
2015	W	12-5	A
.....	W	11-0	H

**FLORIDA ATLANTIC:
(FSU LEADS 11-7)**

Home: 2-3...Away: 5-1...Neutral: 4-3			
1996	L	0-1	N
1997	W	5-1	N
.....	W	4-0	N
1999	L	4-8	N
.....	L	0-1	N
2000	L	2-3	H
.....	W	2-0	H
.....	W	2-0	A
2001	L	1-2(10)	A
.....	W	1-0	A
.....	W	5-4(8)	N
.....	W	2-0	N^
2002	L	2-4	H
.....	W	3-2	H
.....	L	0-5	H
2010	W	6-3	A
2015	W	1-0	A
.....	W	12-0	A

**FLORIDA GULF COAST:
(FSU LEADS 3-0)**

Home: 2-0...Away: 1-0...Neutral: 0-0			
2012	W	5-0	H
.....	W	7-1	H
2014	W	5-0	A

**FLORIDA SOUTHERN:
(FSU LEADS 3-0)**

Home: 1-0...Away: 0-0...Neutral: 2-0			
1986	W	7-0	N
.....	W	2-0	N
.....	W	7-3	H

**FORDHAM:
(FSU LEADS 1-0)**

Home: 1-0...Away: 0-0...Neutral: 0-0			
2014	W	6-1	H^

**FRESNO STATE:
(FRESNO STATE LEADS 6-4)**

Home: 1-0...Away: 0-1...Neutral: 3-5			
1990	W	1-0	N%

1991	L	0-3	N%
1993	L	1-2	N
1997	L	0-2	N
1998	W	2-1	N
2000	L	0-2	N
.....	L	1-2	A
2004	W	3-0	H
2005	W	2-0	N
2009	L	0-1	N

**FURMAN:
(FSU LEADS 10-1)**

Home: 5-0...Away: 2-0...Neutral: 3-1			
1985	W	13-0	H
1986	W	3-2	H
.....	L	0-1	N
1987	W	1-0(8)	H
.....	W	8-2	N
1988	W	2-0	H
1989	W	5-0	H
1999	W	2-0	H
2000	W	8-0	N
2003	W	6-0	A
.....	W	12-0	A

**GARDNER-WEBB:
(FSU LEADS 2-0)**

Home: 2-0...Away: 0-0...Neutral: 0-0			
2010	W	7-0	H
.....	W	5-0	H

**GEORGE MASON:
(FSU LEADS 3-0)**

Home: 1-0...Away: 0-0...Neutral: 2-0			
1984	W	5-0	H
1985	W	5-0	N
1987	W	3-0	N

**GEORGIA:
(GEORGIA LEADS 7-6)**

Home: 0-2...Away: 4-4...Neutral: 2-1			
1998	W	6-5	N
1999	W	5-0	N
.....	L	0-5	A
.....	W	6-0	A
2002	L	2-3	N
2003	L	4-5(8)	H
2006	W	3-2	A^
.....	L	1-3	A^
.....	W	2-0	A^
2007	L	1-2	H
2010	W	4-3	A
.....	L	2-5	A^
2011	L	2-10	A^

**GEORGIA SOUTHERN:
(FSU LEADS 38-3)**

Home: 25-0...Away: 12-3...Neutral: 1-0			
1991	W	6-2	A
.....	W	5-1	A
.....	W	4-0	H
.....	W	9-1	H
1992	W	8-0	A
.....	W	13-3	A
.....	W	6-0	H
.....	W	2-0	H
1993	W	6-0	N
1994	W	10-1	H
.....	W	8-0	H
1996	W	2-1	H
.....	W	5-0	H
1997	W	8-0	A
.....	W	5-3	A
1998	W	6-2	H
.....	L	3-1	H
1999	L	1-3	A
.....	W	2-0	A
2000	W	8-0	H
.....	W	6-1	H
2001	W	8-0	A
.....	W	4-0	A
2002	W	7-0	H
.....	W	4-0	H
2003	W	7-2	A
.....	L	2-1	A
2004	W	8-0	H
.....	W	4-0	H
2005	L	0-1	A
.....	W	3-0	A
2006	W	3-2	H

.....	W	10-2(5)	H
2007	W	11-2	A
2008	W	8-0	H
.....	W	4-3	H
2011	W	6-4	H
2013	W	4-0	H
.....	W	12-3	H
2015	W	8-0	H
.....	W	4-0	H

**GEORGIA STATE:
(FSU LEADS 17-1)**

Home: 9-0...Away: 3-0...Neutral: 5-1			
1985	W	7-0	N
1987	W	4-1	N
1988	W	5-0	H
.....	W	2-1	H
1990	W	2-0	H
.....	W	8-0	H
.....	L	0-1(9)	N
1993	W	1-0	H
1998	W	8-0	N
2001	W	9-1	A
.....	W	10-0	A
2003	W	4-3(8)	N
2006	W	5-2	H
2007	W	6-2	H
2008	W	1-0	H
.....	W	3-0	H
2011	W	6-1	N^
2015	W	6-3	A

**GRAMBLING:
(FSU LEADS 5-0)**

Home: 2-0...Away: 2-0...Neutral: 1-0			
1984	W	7-0	A
.....	W	4-0	A
1985	W	11-0	H
.....	W	10-0	H
.....	W	7-0	N

**HARVARD:
(FSU LEADS 1-0)**

Home: 0-0...Away: 0-0...Neutral: 1-0			
2000	W	6-2	N

**HAWAII:
(HAWAII LEADS 2-0)**

Home: 0-0...Away: 0-2...Neutral: 0-0			
2012	L	1-2	A
.....	L	0-1	A

**HOFSTRA:
(FSU LEADS 14-2)**

Home: 5-1...Away: 0-0...Neutral: 9-1			
1992	W	14-4	N
1993	W	6-0	N
.....	W	10-2	N
1994	W	3-2	H
.....	W	4-3	H
1995	W	5-1	N
.....	W	8-2	N
1997	L	1-2	N
1999	W	6-5	N
2008	W	1-0	N
2010	W	8-0	N
2011	W	5-1	H
.....	L	0-2	H
2013	W	9-1	H
.....	W	4-0	H
2015	W	2-1	N

**HOUSTON:
(FSU LEADS 1-0)**

Home: 0-0...Away: 0-0...Neutral: 1-0			
2014	W	7-1	N

**ILLINOIS:
(ILLINOIS LEADS 2-1)**

Home: 0-0...Away: 0-0...Neutral: 1-2			
2001	L	0-1	N
.....	W	2-0	N
2010	L	3-4	N

**ILLINOIS-CHICAGO:
(FSU LEADS 3-2)**

Home: 1-0...Away: 0-0...Neutral: 2-2			
1994	W	3-0	N
1995	L	1-3	N
.....	W	1-0	N
.....	W	3-0	H
1998	1-3	N

**ILLINOIS STATE:
(FSU LEADS 6-1)**

Home: 2-1...Away: 0-0...Neutral: 4-0			
1989	W	2-0	H
1992	W	7-2	N
1994	L	2-3	H
1995	W	10-2	N
1996	W	4-1	N
2000	W	1-0	N
2004	W	11-3	H

**INDIANA:
(FSU LEADS 9-1)**

Home: 5-0...Away: 0-0...Neutral: 4-1			
1990	L	1-2	N
.....	W	1-0	H
.....	W	2-0	H
1991	W	3-1	N
.....	W	6-2	H
1994	W	3-2	H
1996	W	3-1	N
1997	W	3-2	N
1998	W	3-2	N
2009	W	7-0	H

**INDIANA STATE:
(FSU LEADS 2-0)**

Home: 0-0...Away: 0-0...Neutral: 2-0			
1995	W	8-0	N
1998	W	6-1	N

**IONA:
(FSU LEADS 1-0)**

Home: 1-0...Away: 0-0...Neutral: 0-0			
2010	W	9-1	H

**IOWA:
(FSU LEADS 6-3)**

Home: 0-0...Away: 0-0...Neutral: 6-3			
1990	L	0-5	N
1993	W	3-0	N
.....	W	5-3	N^
1995	L	0-4	N
1997	L	1-7	N
2000	W	4-1	N^
.....	W	4-2	N^
2008	W	2-0	N
2009	W	6-0	N

**IOWA STATE:
(FSU LEADS 10-0)**

Home: 9-0...Away: 0-0...Neutral: 1-0			
1994	W	3-2	H
1995	W	2-0	H
2001	W	4-0	H
.....	W	6-0	H
2002	W	7-0	N
2003	W	3-1	H
.....	W	6-2	H
2005	W	1-0	H
2006	W	5-0	H
.....	W	9-1(6)	H

**JACKSONVILLE:
(FSU LEADS 16-4)**

Home: 11-2...Away: 5-2...Neutral: 0-0			
2003	W	9-0	H
.....	W	2-0	H
2004	W	3-2	A
.....	L	1-2	A
2005	L	2-5	H
.....	W	11-0	H
2006	W	8-1	A
.....	L	1-2	A
2007	W	10-2(5)	H
.....	W	8-0(6)	H
.....	W	3-0	H
2008	L	2-5	H



EIGHT WOMEN'S COLLEGE WORLD SERIES APPEARANCES • 13 ACC CHAMPIONSHIPS

SERIES RECORDS

.....	W	10-0	A
.....	W	3-1	A
2009	W	4-0	H
.....	W	10-0	H
2010	W	8-0	A
2012	W	6-0	H
.....	W	7-1	H
2013	W	8-0	H

**JACKSONVILLE STATE:
(FSU LEADS 4-2)**

Home: 2-0...Away: 2-0...Neutral: 0-2			
2001	W	4-1 (10)	A
.....	W	12-2	A
2002	W	3-0	H
.....	W	6-1	H
2008	L	3-4	N^
.....	L	1-10	N^

**KANSAS:
(FSU LEADS 6-5)**

Home: 1-2...Away: 0-0...Neutral: 5-3			
1988	W	2-1	N
.....	L	2-4	N
1989	W	3-2	N
.....	W	1-0	N
1993	L	0-1	N^
.....	W	5-0	N^
.....	W	2-1	N^
1994	L	2-4	N
2000	L	1-4	H
2002	W	5-4	H
2007	L	0-1	H

**KENT STATE:
(FSU LEADS 6-1)**

Home: 5-1...Away: 0-0...Neutral: 1-0			
1987	W	16-0	H
1992	W	6-0	H
.....	W	2-1	H
.....	W	8-0	H
2001	W	4-0	H
2006	L	2-4	H
2010	W	6-0	N

**KENTUCKY:
(SERIES TIED 2-2)**

Home: 2-2...Away: 0-0...Neutral: 0-0			
2011	W	2-0	H
.....	L	2-7	H
2015	W	3-2	H
.....	L	1-3	H

**LEHIGH:
(FSU LEADS 1-0)**

Home: 0-0...Away: 0-0...Neutral: 1-0			
2005	W	5-1	N

**LIBERTY:
(FSU LEADS 2-0)**

Home: 1-0...Away: 1-0...Neutral: 0-0			
1984	W	9-0	A
2009	W	11-3	H

**LIMESTONE:
(FSU LEADS 4-0)**

Home: 0-0...Away: 0-0...Neutral: 4-0			
1986	W	4-0	N
.....	W	1-0	N
1987	W	6-0	N
.....	W	11-0	N

**LIPSCOMB:
(FSU LEADS 2-0)**

Home: 2-0...Away: 0-0...Neutral: 0-0			
2008	W	5-1	H
.....	W	11-3	H

**LIU BROOKLYN:
(FSU LEADS 1-0)**

Home: 0-0...Away: 0-0...Neutral: 1-0			
2013	W	15-1	N

**LONG BEACH STATE:
(FSU LEADS 4-2)**

Home: 0-0...Away: 0-0...Neutral: 4-2			
1996	L	1-2	N
2000	W	2-0	N^
2003	W	4-0	N
2005	W	5-1	N
2008	L	2-6	N
2011	W	4-1	N

**LONG ISLAND:
(FSU LEADS 2-0)**

Home: 1-0...Away: 0-0...Neutral: 1-0			
2004	W	4-0	H^
2010	W	6-0	N

**LOUISIANA:
(SERIES TIED 9-9)**

Home: 2-2...Away: 0-0...Neutral: 7-7			
1984	W	1-0	H
1989	W	4-2	N
1990	L	1-2 (10)	H
.....	W	4-3	N^
.....	W	2-1	N^
1991	W	3-0	N
.....	W	1-0	N^
1992	W	1-0	N^
.....	W	1-0	N^
1993	L	1-2	H
.....	W	2-1	H
1994	L	3-12	N
2000	L	1-9	N
.....	L	1-2	N
.....	L	2-6	N
2003	L	0-3	N
2004	L	1-0	N
2006	L	0-14 (5)	N

**LOUISIANA TECH:
(LA. TECH LEADS 11-2-2)**

Home: 1-1...Away: 0-0...Neutral: 1-10-2			
1984	T	0-0	N
1985	T	0-0	N
.....	L	1-2	N
.....	L	3-4	N
1986	L	0-4	N^
.....	L	0-1	N^
1987	W	2-1	N
1988	L	0-7	N
.....	L	1-6	N^
1989	L	0-1 (10)	N
.....	L	0-1 (10)	N
.....	L	1-3	N^
1994	W	2-0	H
1997	L	2-6	N
.....	L	2-3	H

**LSU:
(LSU LEADS 3-2)**

Home: 1-1...Away: 1-0...Neutral: 0-2			
1998	W	4-2	H
2004	L	3-4	N
.....	L	1-2	N%
2012	W	8-1	A
2013	L	4-5	H

**MAINE:
(FSU LEADS 11-0)**

Home: 10-0...Away: 0-0...Neutral: 1-0			
1986	W	1-0	H
.....	W	10-0	H
1988	W	1-0	H
1990	W	7-0	N
2002	W	6-2	H
.....	W	1-0	H
2004	W	7-0	H
.....	W	2-1	H
2005	W	1-0	H
.....	W	5-2	H
2007	W	9-1(5)	H

**MARSHALL:
(FSU LEADS 3-0)**

Home: 2-0...Away: 0-0...Neutral: 1-0			
1995	W	8-0	H
.....	W	7-0	H
2012	W	4-1	N

**MARYLAND:
(FSU LEADS 48-14)**

Home: 24-4...Away: 13-9...Neutral: 11-1			
ACC: 34-14			
1996	W	4-0	A*
.....	W	6-2	A*
.....	W	8-0	N
.....	W	3-0	N#
1997	W	1-0	H*
.....	W	3-0	H*
.....	W	4-3	N#
.....	L	1-2	N#
1998	L	3-5	A*
.....	W	9-1	A*
.....	W	1-0	N#
1999	W	2-0	H
.....	W	4-1	H*
.....	L	3-5	H*
2000	W	6-2	N#
.....	W	3-0	N#
.....	W	10-3	A*
.....	W	3-2	A*
2001	W	5-3	N*
.....	W	5-0	H*
.....	W	10-1	H*
.....	W	2-1 (11)	N#
2002	W	4-0	N#
.....	W	2-1	H
2003	W	6-2	H*
.....	W	3-2 (10)	H*
2004	W	7-0	H*
.....	W	2-1	H*
2005	W	1-0 (9)	H*
.....	L	2-7	H*
.....	W	2-0	H*
.....	L	0-2	A#
2006	W	6-5	H*
.....	L	4-6	A*
.....	W	4-1	A*
.....	W	8-4	A*
2007	W	4-2(14)	H*
.....	W	6-0	H*
.....	W	8-0(5)	H*
.....	W	7-4	N#
2008	L	1-3	A*
.....	W	3-0	A*
.....	L	3-4	A*
2009	W	1-0	H*
.....	W	8-0	H*
.....	W	1-0	H*
2010	W	2-0	A*
.....	W	3-2 (8)	A*
.....	L	2-6	A*
.....	W	3-0	N#
2011	L	0-1	H*
.....	L	4-7	H*
.....	W	5-0	H*
2012	W	4-3	A*
.....	L	1-4	A*
.....	L	3-4 (10)	A*
2013	L	4-5	A*
.....	W	13-1	A*
.....	W	14-9	A*
2014	W	10-2	H*
.....	W	14-6	H*
.....	W	7-5	H*

**MASSACHUSETTS:
(FSU LEADS 12-5)**

Home: 5-1...Away: 3-1...Neutral: 4-3			
1991	W	2-0	A
1992	W	3-1	N
.....	L	2-4	N%
1993	W	5-0	A
1995	W	5-4	H
.....	W	4-3	H
.....	L	0-8	A
.....	W	2-0	A
1996	W	4-1	N
.....	W	3-1	H
1998	W	4-0	N
.....	W	1-0	H
1999	L	1-2	H
.....	W	6-0	H
2002	L	2-3	N
2003	L	1-2	N
2008	W	6-0	N

**MCNEESE ST:
(MCNEESE ST LEADS 1-0)**

Home: 0-0...Away: 0-0...Neutral: 0-1			
1985	L	0-4	N

**MEMPHIS:
(FSU LEADS 1-0)**

Home: 1-0...Away: 0-0...Neutral: 0-0			
2007	W	8-0(6)	N

**MERCER:
(FSU LEADS 29-0)**

Home: 17-0...Away: 12-0...Neutral: 0-0			
1993	W	5-0	H
.....	W	7-0	H
1994	W	9-3	H
.....	W	6-0	H
.....	W	6-0	A
.....	W	5-0	A
1995	W	3-0	H
.....	W	10-2	H
1996	W	4-1	A
.....	W	5-2	A
1997	W	1-0	H
.....	W	5-1	H
1998	W	5-1	A
.....	W	9-1	A
1999	W	9-0	H
.....	W	10-0	H
2000	W	7-0	A
.....	W	7-4	A
2001	W	4-0	H
.....	W	8-0	H
2002	W	2-0	A
.....	W	2-1	A
2002	W	11-0	H
2004	W	5-1	A
.....	W	8-2	A
2010	W	2-1	H
2011	W	5-4	H
.....	W	3-0	H
2012	W	3-0	H

**MIAMI (OHIO):
(FSU LEADS 13-6)**

Home: 10-6...Away: 0-0...Neutral: 3-0			
1987	W	3-0	N
.....	W	3-2 (10)	N
1988	W	5-1	H
1989	L	3-4	H
.....	L	0-1	H
.....	W	5-0	H
1991	W	2-0	H
.....	L	0-8	H
.....	W	5-1	H
1992	L	0-2	H
1995	W	9-1	H
1997	W	2-1	H
1998	L	1-4	H
.....	L	1-3	H
1999	W	2-0	H
.....	W	6-2	H
2000	W	8-0	H
2009	W	10-2	H
2010	W	4-0	N

**MICHIGAN:
(MICHIGAN LEADS 21-6)**

Home: 6-14...Away: 0-4...Neutral: 0-3			
1990	W	1-0	H
.....	L	2-3	H
1995	L	1-2	H
.....	L	0-5	H
1996	L	1-6	H
1999	L	0-5	N
2000	L	1-6	H
2002	L	0-1	H
2004	W	1-0	H
.....	L	2-1	A
.....	L	1-0	A
2006	L	0-9 (6)	H
.....	L	3-6	H
.....	L	0-5	H
.....	L	3-11	N
2007	L	4-3	H
.....	L	3-2	H
.....	L	4-2	N
2008	L	2-6	A
.....	L	4-8	A
2009	W	6-5	H
.....	L	1-0	H
2014	L	3-17	H^
.....	W	6-0	H^
.....	W	4-2	H^
2015	L	5-6	H



1981 & 1982 AIAW NATIONAL CHAMPIONS • 28 NCAA APPEARANCES

SERIES RECORDS

..... L 1-2 H

MICHIGAN STATE: (FSU LEADS 8-4)

Home: 2-2...Away: 0-1...Neutral: 6-1
1985..... W 2-0 H
..... W 5-0 H
1986..... W 2-0 N
1990..... W 2-0 N
1996..... W 6-2 N
1997..... L 2-6 N
1999..... L 0-3 H
..... L 4-5 A
2005..... W 4-1 N
2008..... L 2-3 H
2010..... W 3-1 N
..... W 7-0 N

MIDDLE TENNESSEE: (FSU LEADS 7-0)

Home: 6-0...Away: 0-0...Neutral: 1-0
2002..... W 2-1 (10) H
2003..... W 11-0 H
..... W 6-3 H
..... W 5-0 N
2009..... W 6-1 H
2011..... W 10-3 H
..... W 11-1 H

MILLIKIN: (FSU LEADS 1-0)

Home: 1-0...Away: 0-0...Neutral: 0-0
1985..... W 6-0 H

MINNESOTA: (FSU LEADS 5-1)

Home: 5-1...Away: 0-0...Neutral: 0-0
1993..... W 3-1 N
1999..... W 5-0 H
..... W 5-2 H
2004..... W 3-0 H
2013..... L 2-3 H
..... W 4-3 H

MISSISSIPPI: (FSU LEADS 3-1)

Home: 3-0...Away: 0-0...Neutral: 0-1
1998..... W 4-2 H
2000..... L 2-3 N
2012..... W 10-6 H
..... W 8-0 H

MISSISSIPPI STATE: (SERIES TIED 7-7)

Home: 3-3...Away: 2-0...Neutral: 2-4
1984..... W 1-0 A
..... W 6-2 A
..... W 5-0 H
1986..... W 3-1 H
1999..... L 1-2 N
2000..... L 0-4 N
2002..... L 0-2 H
2003..... L 1-3 H
2007..... W 4-2 N
2009..... L 4-5 H
..... W 5-0 H^
2011..... L 8-9 (10) N
..... L 7-8 N
2013..... W 5-2 N^

MISSISSIPPI VALLEY STATE: (FSU LEADS 1-0)

Home: 0-0...Away: 0-0...Neutral: 1-0
2010..... W 8-3 N

MISSISSIPPI U FOR WOMEN: (FSU LEADS 3-0)

Home: 0-0...Away: 3-0...Neutral: 0-0
1984..... W 3-0 A
..... W 6-2 A
..... W 2-1 A

MISSOURI: (MISSOURI LEADS 7-1)

Home: 0-2...Away: 0-2...Neutral: 1-3
1985..... L 0-1 N
1989..... W 6-0 N
1990..... L 1-2 H
..... L 1-2 (10) H
1992..... L 1-2 N
1998..... L 1-3 N
2005..... L 2-3 (9) A
..... L 3-6 A

NEBRASKA: (NEBRASKA LEADS 11-8)

Home: 3-1...Away: 0-4...Neutral: 5-6
1988..... L 0-3 A
..... L 0-5 A
1989..... L 0-1 A
..... L 2-4 A
1990..... W 2-1 H
1995..... L 1-6 N^
..... W 6-2 N^
1997..... W 2-1 N
1999..... L 1-4 N
..... L 0-1 N
2001..... L 0-3 H
2002..... W 4-3 N%
2004..... L 1-0 N
2007..... W 2-1(9) N
2013..... L 0-2 N
2014..... L 3-4 N
..... W 5-1 N
2015..... W 4-1 H
..... W 3-2 H

NEVADA: (FSU LEADS 1-0)

Home: 1-0...Away: 0-0...Neutral: 0-0
1986..... W 8-1 H

NEW MEXICO: (FSU LEADS 3-0)

Home: 0-0...Away: 0-0...Neutral: 3-0
1985..... W 3-2 N
1989..... W 3-2 N
1991..... W 9-1 N

NEW MEXICO STATE: (FSU LEADS 4-0)

Home: 0-0...Away: 2-0...Neutral: 2-0
1995..... W 4-0 N
2002..... W 5-0 N
..... W 1-0 A
2014..... W 11-0 A

NEW ORLEANS: (FSU LEADS 2-0)

Home: 0-0...Away: 2-0...Neutral: 0-0
1984..... W 9-0 A
..... W 10-0 A

NICHOLLS STATE: (FSU LEADS 11-2)

Home: 7-0...Away: 1-1...Neutral: 3-1
1984..... L 1-2 N
1987..... W 5-0 H
..... W 5-1 N
1988..... W 1-0 H
..... W 2-1 (10) H
..... W 8-3 H
1989..... W 3-1 (10) N
..... W 2-0 N
..... W 1-0 (10) A
..... L 0-2 A
2005..... W 2-0 H
..... W 7-3 H
2006..... W 11-3 (5) H

UNC-CHARLOTTE: (FSU LEADS 16-0)

Home: 9-0...Away: 6-0...Neutral: 1-0
1994..... W 4-0 H
..... W 7-1 H
..... W 8-1 N
1995..... W 6-0 A

..... W 8-0 A
1996..... W 7-1 H
..... W 6-0 H
1997..... W 6-1 A
..... W 3-1 A
1998..... W 4-1 H
..... W 4-1 H
1999..... W 10-1 A
..... W 12-5 A
1999..... W 1-0 H
..... W 5-0 H
..... W 8-0 H

UNC-GREENSBORO: (FSU LEADS 2-1)

Home: 1-1...Away: 0-0...Neutral: 1-0
2002..... W 3-1 N
2011..... L 0-1 (9) H
..... W 13-3 H

UNC-WILMINGTON: (FSU LEADS 7-0)

Home: 2-0...Away: 0-0...Neutral: 5-0
1987..... W 3-1 N
..... W 2-0 N
1990..... W 6-1 H
..... W 5-0 H
1992..... W 7-1 N
1993..... W 12-0 N
1994..... W 5-0 N

NORTH DAKOTA STATE: (FSU LEADS 4-0)

Home: 4-0...Away: 0-0...Neutral: 0-0
2012..... W 2-1 H
2014..... W 4-1 H
..... W 9-0 H
..... W 5-0 H

NORTH FLORIDA: (FSU LEADS 9-1)

Home: 5-0...Away: 4-1...Neutral: 0-0
2007..... W 5-0 H
..... W 2-1 H
2009..... W 7-0 A
..... L 3-5 A
2011..... W 9-7 H
..... W 6-1 H
2012..... W 8-1 A
..... W 5-0 A
2013..... W 3-1 H
2014..... W 11-1 A
..... W 8-0 A
2015..... W 15-1 A

NORTHERN ILLINOIS: (FSU LEADS 5-3)

Home: 4-3...Away: 0-0...Neutral: 1-0
1988..... L 3-4 H
..... W 2-1 H
1989..... L 0-3 H
..... L 2-5 H
1994..... W 3-0 H
..... W 1-0 H
1995..... W 3-0 H
2010..... W 7-1 N

NORTHERN IOWA: (FSU LEADS 7-1)

Home: 7-1...Away: 0-0...Neutral: 0-0
1990..... L 0-1 H
..... W 4-2 H
1991..... W 3-1 H
..... W 2-1 H
1992..... W 2-0 H
1993..... W 7-0 H
1998..... W 3-0 H
2000..... W 6-2 H

NORTHWESTERN: (FSU LEADS 7-2)

Home: 4-0...Away: 0-0...Neutral: 3-2
1991..... W 2-0 N
1992..... W 10-0 H
..... W 1-0 H
1994..... L 2-8 N
1997..... W 2-0 N

2001..... W 2-1 H
..... W 8-2 H
2011..... L 0-3 N
2012..... W 1-0 N

OHIO: (FSU LEADS 7-0)

Home: 2-0...Away: 0-0...Neutral: 5-0
1986..... W 10-0 N
..... W 5-1 N
1987..... W 3-0 N
..... W 6-2 N
1995..... W 2-0 N^
2000..... W 8-1 H
..... W 6-1 H

OHIO STATE: (FSU LEADS 10-3)

Home: 5-1...Away: 0-0...Neutral: 5-2
1984..... W 5-2 N
1985..... W 6-0 H
..... W 3-2 H
..... W 11-1 H
1986..... W 8-0 N
..... W 3-2 N
1988..... W 6-1 H
..... W 2-1 (10) H
1992..... W 1-0 N
..... L 0-3 N
1996..... L 0-1 H
1997..... W 7-2 N
2002..... L 1-2 (11) N

OKLAHOMA: (SERIES TIED 6-6)

Home: 1-0...Away: 0-0...Neutral: 5-6
1987..... L 0-1 N
..... W 6-1 N
1990..... L 0-1 (8) N
..... W 3-2 H
1991..... W 7-1 N
1994..... L 1-3 N^
1997..... W 2-1 N
2002..... W 1-0 N
2004..... W 3-2 N
2005..... L 0-3 N
2009..... L 1-3 N
2013..... L 0-6 N

OKLAHOMA CITY COLLEGE: (FSU LEADS 2-0)

Home: 0-0...Away: 0-0...Neutral: 2-0
1988..... W 5-0 N
1992..... W 2-1 N

OKLAHOMA STATE: (OSU LEADS 10-7)

Home: 0-2...Away: 1-2...Neutral: 6-6
1986..... W 3-2 N
..... W 2-1 N
1987..... L 1-4 A
..... W 2-0 A
1990..... L 1-2(8) A
..... L 1-4 N%
1991..... W 2-0 N^
..... W 4-3 N^
1993..... L 2-5 N%
1994..... L 0-1 N
..... L 0-1 N
1995..... L 1-5 N
..... W 7-4 N
1998..... L 0-4 N^
2009..... L 0-1 H^
..... L 0-1 H^
2015..... W 4-1 N

ONONDAGA JC: (FSU LEADS 4-0)

Home: 4-0...Away: 0-0...Neutral: 0-0
1984..... W 4-1 H
..... W 10-0 H
1985..... W 10-0 H
..... W 8-1 H



EIGHT WOMEN'S COLLEGE WORLD SERIES APPEARANCES • 13 ACC CHAMPIONSHIPS

SERIES RECORDS

OREGON:
(OREGON LEADS 5-4)

Home: 2-2...Away: 0-0...Neutral: 2-3	
1995.....W.....3-2.....N	
1996.....W.....1-0.....N	
1997.....L.....1-6.....N	
1998.....L.....0-2.....N	
2003.....L.....3-1.....H	
2004.....W.....5-4.....H^	
.....L.....1-0.....H^	
.....W.....2-0.....H^	
2014.....L.....0-3.....N^	

OREGON STATE:
(OREGON STATE LEADS 3-0)

Home: 0-0...Away: 0-0...Neutral: 0-3	
2003.....L.....0-2.....N	
.....L.....1-2.....N^	
2011.....L.....5-6.....N	

PACIFIC:
(FSU LEADS 2-1)

Home: 0-0...Away: 0-1...Neutral: 2-0	
1991.....W.....4-3.....N	
2000.....L.....2-5.....A	
2003.....W.....8-1.....N	

PENN STATE:
(FSU LEADS 8-1)

Home: 4-1...Away: 0-0...Neutral: 4-0	
1984.....W.....5-0.....N	
1992.....W.....7-0.....N	
1994.....W.....6-2.....N	
1996.....W.....4-3.....N	
1998.....W.....3-0.....H	
2002.....W.....4-0.....H	
2003.....L.....3-4 (11).....H	
2004.....W.....8-0.....H	

PRESBYTERIAN:
(FSU LEADS 1-0)

Home: 1-0...Away: 0-0...Neutral: 0-0	
2013.....W.....8-0.....H	

PRINCETON:
(FSU LEADS 10-0)

Home: 7-0...Away: 0-0...Neutral: 3-0	
1990.....W.....5-0.....H	
.....W.....6-0.....H	
1991.....W.....4-3.....N	
1992.....W.....7-0.....H	
.....W.....2-1.....H	
1994.....W.....2-1.....H	
2000.....W.....4-3.....H	
.....W.....2-0.....H	
2002.....W.....5-1.....N	
2003.....W.....5-1.....N	

PROVIDENCE:
(PROVIDENCE LEADS 1-0)

Home: 0-0...Away: 0-0...Neutral: 0-1	
1994.....L.....0-4.....N^	

PURDUE:
(FSU LEADS 5-1)

Home: 1-1...Away: 0-0...Neutral: 4-0	
1998.....W.....8-1.....N	
.....W.....5-4.....N	
.....L.....0-1.....H	
2009.....W.....8-0.....H	
2014.....W.....2-1.....N	
.....W.....4-1.....N	

QUINCY COLLEGE:
(FSU LEADS 2-0)

Home: 2-0...Away: 0-0...Neutral: 0-0	
1985.....W.....4-2.....H	
.....W.....1-0.....H	

RADFORD:
(FSU LEADS 4-2)

Home: 2-0...Away: 0-0...Neutral: 2-2	
1984.....W.....8-0.....N	
2005.....W.....4-0.....H	

2007.....W.....2-1.....H	
2010.....W.....10-1.....N^	
.....L.....2-3.....N^	
2012.....L.....2-3.....N	

RHODE ISLAND:
(FSU LEADS 3-0)

Home: 3-0...Away: 0-0...Neutral: 0-0	
1991.....W.....6-0.....H	
1993.....W.....10-0.....H	
2004.....W.....11-0.....H	

RIDER COLLEGE:
(FSU LEADS 2-0)

Home: 2-0...Away: 0-0...Neutral: 0-0	
1984.....W.....10-0.....H	
.....W.....4-0.....H	

ROBERT MORRIS:
(FSU LEADS 5-1)

Home: 4-0...Away: 0-0...Neutral: 1-1	
1992.....W.....1-0.....H	
.....W.....14-1.....H	
1994.....L.....0-1.....N	
1995.....W.....3-0.....N	
1998.....W.....4-1.....H	
2004.....W.....9-1.....H	

RUTGERS:
(FSU LEADS 7-1)

Home: 5-0...Away: 0-0...Neutral: 2-1	
1985.....W.....4-0.....H	
1986.....W.....3-0.....H	
1987.....W.....4-0.....N	
1992.....W.....1-0.....H	
.....W.....8-4.....H	
2002.....W.....5-1.....N	
2003.....W.....6-0.....H	
2012.....L.....0-1.....N	

SACRAMENTO STATE:
(FSU LEADS 1-0)

Home: 0-0...Away: 0-0...Neutral: 1-0	
1991.....W.....4-0.....N	

SAGINAW VALLEY STATE:
(FSU LEADS 3-0)

Home: 2-0...Away: 0-0...Neutral: 1-0	
1984.....W.....1-0.....H	
.....W.....7-2.....H	
1985.....W.....6-0.....N	

ST. JOHN'S:
(FSU LEADS 4-1)

Home: 4-1...Away: 0-0...Neutral: 0-0	
2002.....W.....8-3.....H	
2004.....W.....7-4.....H	
2006.....W.....7-2.....H	
2011.....L.....5-11.....H	
2012.....W.....5-1.....H	

ST. JOSEPH'S:
(FSU LEADS 3-0)

Home: 3-0...Away: 0-0...Neutral: 0-0	
2004.....W.....7-0.....H	
.....W.....14-0.....H	
2005.....W.....4-0.....H	

ST. LOUIS CC:
(FSU LEADS 2-0)

Home: 2-0...Away: 0-0...Neutral: 0-0	
1984.....W.....15-0.....H	
.....W.....11-1.....H	

ST. MARY'S (CA):
(FSU LEADS 1-0)

Home: 0-0...Away: 0-0...Neutral: 1-0	
2014.....W.....12-3.....N	

ST. MARY'S (TEXAS):
(FSU LEADS 1-0)

Home: 0-0...Away: 0-0...Neutral: 1-0	
1986.....W.....2-1.....N	

SAM HOUSTON:
(SERIES TIED 1-1)

Home: 0-0...Away: 0-0...Neutral: 1-1	
1986.....W.....3-2.....N	
1990.....L.....0-2.....N	

SAMFORD:
(FSU LEADS 12-0)

Home: 10-0...Away: 0-0...Neutral: 2-0	
1991.....W.....2-1.....H	
.....W.....6-0.....H	
.....W.....4-0.....N	
1992.....W.....10-0.....H	
.....W.....7-0.....H	
.....W.....4-3.....N	
1993.....W.....3-1.....H	
.....W.....8-4.....H	
1995.....W.....14-0.....H	
2006.....W.....7-2.....H	
2007.....W.....13-5.....H	
.....W.....8-0(6).....H	

SAN DIEGO STATE:
(SAN DIEGO STATE LEADS 3-1)

Home: 0-0...Away: 0-0...Neutral: 1-3	
2001.....W.....2-1 (8).....N	
2011.....L.....2-10.....N	
2012.....L.....0-1.....N^	
.....L.....0-1.....N^	

SETON HALL:
(FSU LEADS 1-0)

Home: 0-0...Away: 0-0...Neutral: 1-0	
2007.....W.....4-2.....N	

SOUTH ALABAMA:
(FSU LEADS 5-3)

Home: 2-1...Away: 3-2...Neutral: 0-0	
2009.....W.....6-1.....H	
2010.....W.....2-0.....A	
2011.....W.....6-0.....H	
2012.....L.....1-3.....H	
2013.....L.....0-4.....A	
.....W.....2-1.....A^	
.....L.....0-3.....A^	
.....W.....7-6 (8).....A^	

SOUTH CAROLINA:
(FSU LEADS 23-20)

Home: 11-6...Away: 5-8...Neutral: 6-6	
1985.....L.....0-2.....H	
.....W.....2-0.....H	
1986.....W.....3-0.....A	
1987.....L.....0-4.....N	
.....L.....0-2.....N	
.....W.....1-0 (9).....A	
.....L.....1-3.....A	
.....L.....0-1.....A	
.....W.....2-1.....A	
1988.....L.....1-5.....N	
.....L.....0-1 (9).....A	
.....L.....1-3.....A	
1989.....L.....1-2 (10).....N^	
1990.....L.....0-2 (9).....H	
.....W.....3-0.....H	
1991.....L.....3-4.....N	
.....W.....4-1.....N	
1992.....W.....3-2.....N	
.....W.....2-0.....H	
.....W.....6-0.....H	
.....W.....2-0.....H	
1993.....L.....4-6.....A	
.....W.....7-0.....A	
.....W.....8-0.....A	
1994.....L.....2-3.....H	
.....W.....3-1.....H	
1995.....L.....1-2.....A	
.....L.....2-3.....A	
.....L.....3-6.....A	
.....W.....5-4.....N	
.....W.....6-0.....N	
1996.....W.....4-2.....N	

.....W.....5-1.....H	
.....L.....3-5.....H	
.....W.....2-1.....H	
1998.....L.....0-3.....N	
2002.....L.....0-4.....H	
2004.....W.....3-1.....N	
2005.....W.....4-2.....H	
2006.....W.....4-3.....H	
.....L.....2-4.....H	
2007.....W.....8-3.....H	
2015.....W.....4-3.....N	

SOUTH DAKOTA STATE:
(FSU LEADS 2-0)

Home: 2-0...Away: 0-0...Neutral: 0-0	
2010.....W.....12-0.....H	
.....W.....6-0.....H	

SE LOUISIANA:
(FSU LEADS 2-0)

Home: 2-0...Away: 0-0...Neutral: 0-0	
2003.....W.....4-1.....H	
2005.....W.....6-0.....H	

SW MISSOURI STATE:
(FSU LEADS 2-1)

Home: 2-0...Away: 0-0...Neutral: 0-1	
1985.....W.....4-3.....H	
.....L.....0-1.....N	
1989.....W.....14-0.....H	

SOUTHERN ILLINOIS:
(FSU LEADS 8-4)

Home: 6-3...Away: 0-0...Neutral: 2-1	
1988.....W.....5-1.....H	
.....L.....1-2.....H	
1989.....W.....4-2.....H	
1990.....W.....4-0.....H	
1993.....W.....1-0.....H	
1996.....L.....3-4.....H	
2002.....W.....2-1.....H	
2005.....L.....0-4.....H	
2007.....L.....4-1.....N	
.....W.....6-0.....H	
2010.....W.....9-1.....N	
2012.....W.....2-0.....N	

SOUTHERN MISS:
(FSU LEADS 14-5)

Home: 9-4...Away: 2-0...Neutral: 3-1	
1984.....W.....1-0.....A	
.....W.....1-0.....A	
.....W.....3-0.....N	
1987.....W.....13-3.....H	
1990.....W.....4-0.....N	
.....W.....11-0.....N	
1999.....L.....0-1.....N	
2000.....L.....0-9.....H	
.....L.....1-4.....H	
2004.....W.....5-1.....H	
.....W.....9-1.....H	
2007.....W.....2-0.....H	
.....W.....6-1.....H	
2008.....W.....11-3.....H	
2010.....L.....1-2.....H	
2013.....L.....1-2.....H	
2014.....W.....5-1.....H	
.....W.....11-0.....H	
.....W.....12-0.....H	

STANFORD:
(STANFORD LEADS 2-1)

Home: 0-0...Away: 0-0...Neutral: 1-2	
1985.....W.....9-1.....N	
1998.....L.....0-1.....N^	
2013.....L.....1-3.....N	

STEPHEN F. AUSTIN:
(FSU LEADS 4-1)

Home: 1-0...Away: 0-0...Neutral: 3-1	
1984.....L.....0-2.....N	
1990.....W.....5-2.....N	
2009.....W.....4-3.....N	
.....W.....10-5.....N	
2012.....W.....4-3 (8).....H	

1981 & 1982 AIAW NATIONAL CHAMPIONS • 28 NCAA APPEARANCES

SERIES RECORDS

**STETSON:
(FSU LEADS 14-1)**

Home: 9-0...Away: 2-0...Neutral: 3-1

1985	W	2-1	H
	W	4-1	N
1987	W	7-0	N
	L	3-4	N
	W	16-0	N
1989	W	6-0	H
1990	W	3-2	H
1994	W	7-0	H
	W	5-0	H
1995	W	8-0	H
	W	2-0	H
1996	W	1-0	H
	W	6-2	H
2000	W	2-0	A
	W	8-2	A

**SUSQUEHANNA:
(FSU LEADS 2-0)**

Home: 2-0...Away: 0-0...Neutral: 0-0

1985	W	11-0	H
	W	8-2	H

**TEMPLE:
(FSU LEADS 12-1)**

Home: 6-0...Away: 0-0...Neutral: 6-1

1985	W	2-0	H
	W	3-0	H
1986	W	7-0	N
	W	2-0	N
1987	L	0-1 (8)	N
	W	6-3	N
	W	5-0	N
1988	W	3-0	H
	W	2-0	H
	W	4-3	N
1989	W	2-1	H
	W	8-2	H
	W	3-1	N

**TENNESSEE:
(UT LEADS 5-1)**

Home: 0-0...Away: 1-2...Neutral: 0-3

2006	L	0-1	N
2008	L	5-8	N
2015	L	1-4	N
	L	2-3	A&
	W	6-1	A&
	L	2-1	A&

**UT-CHATTANOOGA:
(FSU LEADS 9-0)**

Home: 4-0...Away: 2-0...Neutral: 3-0

1996	W	5-2	N
1997	W	3-1	H
2000	W	1-0	A
	W	2-1	A
2001	W	4-1	H
	W	3-2 (10)	H
2002	W	1-0 (8)	N^
2008	W	5-3	N^
2012	W	1-0	H

**TENNESSEE STATE:
(FSU LEADS 1-0)**

Home: 1-0...Away: 0-0...Neutral: 0-0

2013	W	8-0	H
------	---	-----	---

**TENNESSEE TECH:
(FSU LEADS 5-1)**

Home: 2-0...Away: 0-0...Neutral: 3-1

1986	W	8-0	N
	W	11-1	N
1987	W	10-0	N
2007	L	9-8 (8)	N
2012	W	5-2	H
	W	8-0	H

**TEXAS:
(UT LEADS 7-4)**

Home: 1-0...Away: 1-3...Neutral: 2-4

1998	L	1-9	N
2000	L	0-1	N
2002	W	1-0	H

	L	2-4	N
2004	W	2-1	N
2005	L	2-7	N
2009	L	2-3	A
	W	6-4	A
	W	2-0	N
2013	L	2-3	A^
	L	0-4	A^

**TEXAS A&M:
(A&M LEADS 5-4)**

Home: 1-1...Away: 0-1...Neutral: 3-3

1984	L	2-6	N
1985	L	1-2	A
1986	W	1-0	N
1988	L	0-1	N^
1990	W	3-1	N
	W	5-0	N^
1994	L	3-7	H
2004	W	8-0	H
2008	L	0-7	N

**TEXAS-ARLINGTON:
(UTA LEADS 1-0)**

Home: 0-0...Away: 0-0...Neutral: 0-1

1990	L	0-2	N
------	---	-----	---

**TEXAS TECH:
(TEXAS TECH LEADS 4-1)**

Home: 0-0...Away: 0-0...Neutral: 1-4

2000	W	3-0	N
2002	L	1-4 (8)	N
	L	7-8 (9)	N
2003	L	0-1	N^
2010	L	1-2	N

**TOLEDO:
(FSU LEADS 8-1)**

Home: 7-1...Away: 0-0...Neutral: 1-0

1985	W	3-2	H
1986	W	4-0	H
1987	L	0-3	H
	W	9-6	H
	W	8-1	H
1991	W	1-0	N
1993	W	11-0	H
	W	4-0	H
1999	W	9-1	H

**TROY:
(FSU LEADS 25-12-1)**

Home: 19-7...Away: 6-4-1...Neutral: 0-1

1995	W	3-1	H
	W	3-0	H
1996	W	5-2	H
	L	1-2	H
1997	W	3-2	A
	T	1-1	A
1998	L	0-5	H
	W	5-4	H
1999	W	6-1	H
	W	7-0	H
2000	W	2-1	H
2001	W	11-0	H
	W	1-0	A
	L	1-2	A
2002	L	2-4	N
	W	7-2	H
	W	9-1	H
2003	W	8-3	A
	W	7-1	A
2004	W	11-2	H
	W	6-2	H
2005	L	3-5	A
	L	1-3	A
2006	W	4-3	H
	L	2-4	H
2007	W	5-3	A
	W	4-2	A
2008	L	1-3	H
	L	0-3	H
	W	3-2	H
2009	W	2-0	H
	W	8-0	H
	W	1-0	H
2012	L	3-4	A
2013	W	12-6	H
	L	3-6	H
	W	8-0	H
2015	L	4-6	H

**TULSA:
(TULSA LEADS 2-0)**

Home: 0-2...Away: 0-0...Neutral: 0-0

2013	L	2-3 (8)	H
	L	1-4	H

**UAB:
(FSU LEADS 4-1)**

Home: 3-0...Away: 0-0...Neutral: 0-0

2002	W	9-0	H
	W	5-3	H
	W	4-1	H
2011	L	0-2	N^
	W	13-1	N^

**UCF:
(FSU LEADS 15-5)**

Home: 8-2...Away: 6-3...Neutral: 1-0

2002	W	10-2	N
2003	W	2-1(9)	H
	W	2-0	H
2004	W	2-1	A
	W	3-2	A
2005	L	1-2	H
	W	1-0	H
2006	W	2-0	A
	W	8-2	A
2007	L	0-1(12)	H
	W	8-3	H
2008	L	0-2	A
	L	1-4	A
2010	W	6-1	A
2011	L	1-2	A
2012	W	6-2 (9)	H
2013	W	10-3	A
2014	W	6-1	H
2015	W	2-1	H^
	W	5-0	H^

**UCLA:
(UCLA LEADS 8-3)**

Home: 0-0...Away: 0-0...Neutral: 3-8

1990	L	1-3	N%
1991	L	2-5	N
	L	0-1	N%
1994	L	0-3	N
1996	L	0-4	N
2000	L	0-3	N
	L	1-6	N^
	L	1-7	N^
2002	W	2-1 (9)	N%
2012	W	2-1	N^
2015	W	5-1	N

**ULM:
(FSU LEADS 3-0-1)**

Home: 1-0...Away: 0-0-1...Neutral: 2-0

1984	T	0-0	A
1985	W	1-0	N
	W	10-1	N
1988	W	5-1	H

**UNLV:
(FSU LEADS 5-1)**

Home: 0-0...Away: 0-0...Neutral: 5-1

1990	W	4-1	N%
1991	W	3-1	N%
1992	W	4-0	N^
1996	L	2-3	N
1999	W	9-6	N
2004	W	2-1	N

**USC UPSTATE:
(FSU LEADS 1-0)**

Home: 1-0...Away: 0-0...Neutral: 0-0

2015	W	2-0	H
------	---	-----	---

**USF:
FSU LEADS (40-13)**

Home: 14-4...Away: 16-7...Neutral: 10-2

1985	W	2-1	A
	L	3-4	A
	W	2-1	H
	W	2-1	H
	L	1-2	H

	W	1-0	A
	W	1-0	A
1986	W	1-0	H
	W	2-1	H
	W	3-0	N
1987	L	3-7	A
	W	5-4	N
	L	0-2	N
	W	1-0	N
1988	W	2-1	A
	W	8-5 (11)	A
	W	8-1	A
1989	W	4-2	H
	W	8-1	H
	W	2-0	N
1990	W	2-1	A
	W	4-1	A
	W	2-0	A
1991	W	2-0	A
	L	0-2	A
	W	6-5	N
	W	2-0	N
1992	W	5-1	A
	W	3-0	A
	W	1-0	H
1993	W	10-0	H
	W	7-0	H
	W	1-0	N
1994	W	2-0	N
	W	4-2	A
	W	6-5	A
1995	W	4-0	H
	L	3-4	H
	L	0-3	N
1996	W	1-0	A
	L	1-4	A
	W	3-1	N^
	W	6-0	N^
1997	L	3-4	H
	L	1-3	H
1998	W	2-1	A
	L	2-3	A
1999	L	1-2	A
	W	2-1	H
	W	5-1	H
2012	L	1-2	A
2014	W	2-0 (11)	H
	W	2-1	H

**UTAH:
(UTAH LEADS 8-3)**

Home: 1-1...Away: 0-1...Neutral: 2-6

1986	L	2-6	N
1988	W	3-0	N
	L	4-8	N
1993	L	2-3	N
1997	L	2-6	N
1998	W	2-1	N
	L	1-4	N
1999	L	1-5	N
2005	L	5-8	A
2011	L	4-5	H
	W	7-3	H

**UTAH STATE:
(FSU LEADS 3-1)**

Home: 0-0...Away: 0-0...Neutral: 3-1

1985	L	0-2	N
1994	W	5-3	N
1996	W	6-5	N
1999	W	12-3	N

**UTEP:
(FSU LEADS 1-0)**

Home: 0-0...Away: 0-0...Neutral: 1-0

2014	W	8-0	N
------	---	-----	---

**VALPARAISO:
(FSU LEADS 2-0)**

Home: 2-0...Away: 0-0...Neutral: 0-0

1986	W	5-0	H
	W	2-0	H

**VILLANOVA:
(VILLANOVA LEADS 1-0)**

Home: 0-0...Away: 0-0...Neutral: 0-1

2000	L	2-3	N
------	---	-----	---



EIGHT WOMEN'S COLLEGE WORLD SERIES APPEARANCES • 13 ACC CHAMPIONSHIPS

SERIES RECORDS

WASHINGTON
(WASHINGTON LEADS 7-5)

Home: 0-1...Away: 0-0...Neutral: 5-6
1996.....L.....6-13.....N
.....L.....1-3.....N
1997.....L.....3-8.....N
1998.....W.....1-0.....N
2002.....L.....4-6.....H
.....W.....3-2.....N
2004.....W.....7-1.....N
.....W.....2-0.....N%
2007.....W.....3-1.....N
2008.....L.....3-4.....N
2009.....L.....1-4.....N
2013.....L.....0-2.....N

WEST FLORIDA:
(FSU LEADS 47-4)

Home: 21-2...Away: 24-2...Neutral: 2-0
1983.....W.....10-4.....A
.....W.....10-9.....A
.....W.....3-1.....N
.....W.....17-4.....H
.....W.....5-1.....N
1986.....W.....5-0.....H
.....W.....6-0.....H
.....W.....3-0.....A
.....W.....5-1.....A
1987.....W.....1-0.....A
.....W.....4-0.....A
1988.....W.....1-0 (8).....H
.....W.....1-0.....H
.....W.....5-3.....A
.....L.....1-2.....A
1989.....W.....3-2 (10).....H
.....L.....1-5.....H
.....W.....3-2.....A
.....W.....3-0.....A
1990.....W.....1-0.....H
.....W.....1-0.....H
.....W.....2-0 (11).....A
.....W.....6-0.....A
1991.....W.....4-3.....H
.....L.....0-5.....H
.....W.....1-0.....A
.....W.....7-0.....A
1992.....W.....2-0.....H
.....W.....2-0.....H
.....W.....6-0.....A
.....W.....11-2.....A
1993.....W.....6-1.....H
.....W.....3-1.....H
.....W.....5-0.....A
.....W.....7-0.....A
1994.....W.....10-0.....H
.....W.....5-0.....H
.....L.....1-4.....A
.....W.....8-0.....A
1995.....W.....8-0.....A
.....W.....3-2.....A
.....W.....9-3.....H
.....W.....3-0.....H
1996.....W.....8-0.....H
.....W.....8-0.....H
.....W.....6-0.....A
.....W.....10-0.....A
1998.....W.....9-3.....A
.....W.....10-6.....A
.....W.....2-1.....H
.....W.....5-3.....H

WESTERN CAROLINA:
(FSU LEADS 3-0)

Home: 1-0...Away: 0-0...Neutral: 2-0
1981.....W.....1-0.....N
.....W.....13-9.....N
2012.....W.....9-1.....H

WESTERN ILLINOIS:
(FSU LEADS 8-3)

Home: 5-2...Away: 0-0...Neutral: 3-1
1984.....L.....1-3.....H
.....W.....3-1.....H
1985.....W.....1-0.....H
.....W.....9-0.....N
1986.....W.....11-0.....H
.....L.....4-6.....H
1989.....W.....5-2.....N
1991.....W.....2-1.....N
.....W.....2-1.....H
1999.....L.....0-1.....N
2006.....W.....11-6.....H

WESTERN KENTUCKY:
(FSU LEADS 1-0)

Home: 1-0...Away: 0-0...Neutral: 0-0
2015.....W.....2-1.....H

WESTERN MICHIGAN
(FSU LEADS 1-0)

Home: 1-0...Away: 0-0...Neutral: 0-0
2006.....W.....2-1.....H

WICHITA STATE:
(FSU LEADS 1-0)

Home: 0-0...Away: 0-0...Neutral: 1-0
1990.....W.....1-0.....N

WINTHROP:
(FSU LEADS 6-0)

Home: 2-0...Away: 0-0...Neutral: 4-0
1987.....W.....8-0.....N
1991.....W.....4-1.....N
.....W.....2-0.....H
.....W.....4-1.....N
1992.....W.....3-1.....N
2003.....W.....1-0.....H

WISCONSIN:
(FSU LEADS 6-1)

Home: 2-1...Away: 0-0...Neutral: 4-0
1997.....L.....3-12.....H
2000.....W.....3-0.....N
.....W.....6-5.....N
2011.....W.....7-1.....H
.....W.....9-0.....H
2012.....W.....6-2.....N
.....W.....2-1.....N

WRIGHT STATE:
(FSU LEADS 1-0)

Home: 0-0...Away: 0-0...Neutral: 1-0
1998.....W.....8-3.....N


YALE:
(FSU LEADS 1-0)

Home: 0-0...Away: 0-0...Neutral: 1-0
1995.....W.....11-1.....N

YOUNGSTOWN STATE:
(FSU LEADS 4-0)


Home: 4-0...Away: 0-0...Neutral: 0-0
1997.....W.....8-2.....H
.....W.....6-3.....H
1998.....W.....1-0.....H
.....W.....10-2.....H

* - ACC Conference game
- ACC Championship game
^ - NCAA Regional game
& - NCAA Super Regional game
%- NCAA Women's College World Series





UNIVERSITY ADMINISTRATION



JOHN THRASHER
PRESIDENT




STAN WILCOX
ATHLETICS DIRECTOR



PAMELA L. PERREWE'
FACULTY ATHLETICS
REPRESENTATIVE



CINDY HARTMANN
DEPUTY ATHLETICS DIRECTOR
FOR ADMINISTRATION/
SOFTBALL SPORT OVERSIGHT



KARL HICKS
DEPUTY ATHLETICS DIRECTOR
FOR EXTERNAL OPERATIONS



VANESSA FUCHS
SENIOR ASSOCIATE
ATHLETICS DIRECTOR/
SWA



MONK BONASORTE
SENIOR ASSOCIATE
ATHLETICS DIRECTOR



DR. GREG BEAUMONT
SENIOR ASSOCIATE
ATHLETICS DIRECTOR/
ASSOCIATE DEAN



MATT BEHNKE
SENIOR ASSOCIATE
ATHLETICS DIRECTOR/
CFO

2015-16 FLORIDA STATE BOARD OF TRUSTEES



**Edward E. "Ed"
Burr, Chair**



**Leslie
Pantin,
Vice Chair**



**Kathryn
Ballard**



**Allan
Bense**



**William "Billy"
Buzzett**



**Craig
Mateer**



**Emily
Fleming Duda**



Susan Fiorito



**Joseph
Gruters**



**Mark
Hillis**



Bob Sasser



**Brent W.
Semblor**



Jean Tabares



EIGHT WOMEN'S COLLEGE WORLD SERIES APPEARANCES • 13 ACC CHAMPIONSHIPS

MEDIA INFORMATION**A NOTE TO THE MEDIA, FANS AND OPPONENTS**

Florida State Assistant Sports Information Director Scott Moriak is ready to assist you with any questions or requests you may have about the 2016 Seminole softball program, almanac, coaches and student-athletes. Please do not hesitate to contact the FSU Sports Information office if we can further assist you.

PLAYERS & COACHES INTERVIEWS

All players and coaches interviews should be arranged through the sports information office by contacting Scott Moriak at (715) 641-0365 at least 24 hours in advance. Student-athlete's phone numbers will not be released. Media may not contact any student-athlete through the use of social media, including Facebook and Twitter.

HOW TO COVER THE SEMINOLES

Members of the media are supplied with weekly press releases, including updated statistics, as well as conference and national rankings and information on upcoming games. This information may be obtained in the sports information office and will be updated after every game at www.seminoles.com.

WHERE THE HOME GAMES WILL BE

All of the 2016 softball home games take place on JoAnne Graf Field at the Seminole Softball Complex (capacity 1,000). Media should notify the sports information office prior to home games if they plan to attend. Any accredited photographer wishing to shoot the matches must check in with Scott Moriak prior to game day.

FSU ON THE WEB

All the game stories, updated stats, weekly releases and Seminole softball news you could ever ask for is available 24 hours a day, 365 days a year at Seminoles.com. The official FSU athletics Web site is your first stop for all the information you could ever need on the Seminole softball team and is updated immediately following each game.

FOLLOW SEMINOLE SOFTBALL ON TWITTER

Media and fans are encouraged to follow @FSU_Softball on the team's official Twitter page and Facebook (Facebook.com/FSUSoftball) for instantaneous information surrounding the squad. Throughout the 2016 regular season, in-game tweeting will be provided in addition to NeuLion livestats.

SEMINOLE RADIO

Florida State softball will broadcast play-by-play of non-televisted games through a streaming radio broadcast on Seminoles.com. The NolesTV service will bring you live updates of the 2016 season, both at home and on the road.

SPORTS INFORMATION DIRECTORY

Scott Moriak
Assistant SID/Softball



Elliott Finebloom
Asst. AD/SID & Digital Media



Chuck Walsh
Deputy SID



Bob Thomas
Associate SID



Zach Stipe
Director of Football
Communications




Jason Leturmy
Associate SID



Steve Stone
Assistant SID



Christa Salerno
Football Media Coordinator/
Assistant SID



Steven McCartney
SID Assistant

DIGITAL MEDIA DIRECTORY

Layne Herdt
Assistant Director



Jonathan Schillace
Assistant Director


Contact Us At:
Phone: 850-644-1403 / Fax: 850-644-3820

Address Inquiries To:
Florida State Sports Information
PO Drawer 2195
Tallahassee, FL 32316

Ship Overnight Packages To:
Florida State Sports Information
403 Stadium Drive West, Room D0107
Tallahassee, FL 32306



Tim Linafelt
Senior Writer



Brandon Lane
Asst. Director of Marketing/
Digital Media



Eric Todoroff
Digital Media
Specialist



Tania Henao
Digital Media
Assistant



1981 & 1982 AIAW NATIONAL CHAMPIONS • 28 NCAA APPEARANCES

2016 TEAM PHOTO ROSTER



2
**Morgan
Klaevemann**
SO - OF
Refugio, Texas



3
**Mia
Lacy**
FR - UT
Woodbridge, Va.



4
**Megan
McReynolds**
R-FR - 1B
Winter Garden, Fla.



5
**Alex
Kossoff**
SR - OF
Redondo Beach, Calif.



6
**Zoe
Casas**
FR - OF
Rialto, Calif.



7
**Jasmine
Palmer**
FR - INF
Biltmore Lake, N.C.



8
**Korina
Rosario**
SO - OF/P
Pensacola, Fla.



9
**Deja
Bush**
FR - OF
Davie, Fla.



10
**Cali
Harrod**
FR - UT
Roopville, Ga.



11
**Alex
Powers**
R-JR - 1B
Melbourne, Fla.



12
**Carson
Gordon**
FR - UT
Palmetto Bay, Fla.




14
**Ellie
Cooper**
JR - UT
Fenton, Mo.



16
**Jessica
Burroughs**
R-JR - P
Warner Robins, Ga.



18
**Victoria
East**
SR - UT
Pensacola, Fla.



21
**Sabrina
Stutsman**
FR - UT
Windermere, Fla.



22
**Abby
Evans**
FR - P
Marietta, Ga.



23
**Tessa
Daniels**
FR - 1B/P
Auburn, Ga.



24
**Victoria
Daddis**
JR - UT
St. Johns, Fla.



25
**Macey
Cheatham**
SR - C
Wellington, Fla.



28
**Bella
D'Errico**
JR - OF
Ponte Vedra Beach, Fla.



30
**Jessica
Warren**
SO - INF
Tampa, Fla.



34
**Sydney
Broderick**
JR - C
Ashburn, Va.



44
**Lauren
Harris**
JR - OF
St. Cloud, Fla.



48
**Meghan
King**
R-FR - P
Parkland, Fla.



HC
**Lonni
Alameda**
Head Coach



AC
**Travis
Wilson**
Assistant Coach



AC
**Craig
Snider**
Assistant Coach



VC
**Carlton
Salters**
Volunteer Coach



2016 SOFTBALL HOME SCHEDULE



M

M

M

M

WEDNESDAY, FEB. 17
6:00 PM

FRIDAY, FEB. 19
6:30 PM

SATURDAY, FEB. 20
5:00 PM

SATURDAY, FEB. 20
7:30 PM

SUNDAY, FEB. 21
12:30 PM



BRADLEY



TBD

WEDNESDAY, FEB. 24
6:00 PM

FRIDAY, FEB. 26
5:00 PM

FRIDAY, FEB. 26
7:30 PM

SATURDAY, FEB. 27
2:30 PM

SATURDAY, FEB. 27
TBD

TBD

S

S



SC

SUNDAY, FEB. 28
TBD

SATURDAY, MAR. 19
DH 1PM/3PM

SUNDAY, MAR. 20
12:00PM

WEDNESDAY, APR. 06
6:00PM

FRIDAY, APR. 08
6:00PM

SC

SC

VT

VT



SATURDAY, APR. 9
5:30 PM

SUNDAY, APR. 10
4:00 PM

SATURDAY, APR. 23
DH 4PM/6PM

SUNDAY, APR. 24
12:00PM

WEDNESDAY, MAY. 4
6:00PM



SATURDAY, MAY. 7
DH 4PM/6PM

SUNDAY, MAY. 8
12:00PM