

# FLORIDA STATE

2013



SOFTBALL ALMANAC



# TABLE OF CONTENTS



## 2013 Florida State Softball Almanac

Table of Contents.....	2
This is Florida State Softball.....	3-5

### 2013 Season

2013 Softball Quick Facts.....	6
2013 Roster.....	7
2013 Human Interest Stories.....	8-9

### Student-Athletes

2013 Seminoles.....	10
Kirstin Austin.....	11
Tiffani Brown.....	12
Morgan Bullock.....	13
Celeste Gomez.....	14
Briana Hamilton.....	15
Kelly Hensley.....	16
Erika Hoffner.....	17
Erika Leonard.....	18
Jessica Nori.....	19
Maddie O'Brien.....	20
Lindsey Peppers.....	21
Monica Perry.....	22
Bailey Schinella.....	23
Courtney Senas.....	24
Lacey Waldrop.....	25
Newcomers.....	26-28

### Coaching Staff

Head Coach Lonni Alameda.....	29-30
Assistant Coach Travis Wilson.....	31
Assistant Coach Craig Snider.....	32
Volunteer Assistant Robin Ahrberg.....	33
Softball Support Staff.....	34

### 2012 Review

2012 Season Accomplishments.....	35-36
2012 Game By Game Results.....	37
2012 Final Statistics.....	38
2012 ACC Championship Results.....	39
2012 Team Game Highs.....	40
2012 Individual Game Highs.....	41

### History of the Program

Hall of Fame & All-Americans.....	42
Honors & Awards.....	43-44
All-Time Letterwinners.....	45
Pro & International Players.....	46
1981 and 1982 National Champions.....	47
Dr. JoAnne Graf.....	48

### Results & Records

Post-Season Results.....	49
NCAA Records.....	50-51
Team & Individual Records.....	52
All-Time Top 10.....	53
Single-Season Top 10.....	54
Yearly Leaders.....	55-56
Yearly Team Statistics.....	57-58
Year By Year Results.....	59-65
Series Records.....	66-73

The ACC.....	74
University Administration.....	75-77
Media Information.....	78
2013 Team Photo Roster.....	79



### CREDITS

*The 2013 Florida State Softball Almanac is a publication of the FSU Sports Information Office. Written and edited by Steve Stone with additional editing by Elliott Finebloom, Scott Moriak and Caneka Hammonds. Page template and headers designed by Grant Hawkins Design, while the cover page is designed by Old Hat Creative and modified by Steve Stone. Page layout by Steve Stone. Featured photographers: Ryals Lee, Larry Novey, Ross Obley, Jay Hendrix, Mike Olivella and Steve Musco.*



# THIS IS FLORIDA STATE SOFTBALL

## A WORLD-CLASS PROGRAM BUILT ON TRADITION



**Florida State** has been a mainstay in the collegiate softball scene since being one of the pioneer programs of the sport in 1978. Over the last 35 years, the Seminole program has done its part to help the game grow exponentially in that time span by churning out several All-America players, staffing quality coaches and stringing together many impressive seasons.

With the 2013 season marking head coach Lonni Alameda's fifth as the Seminole skipper, the direction of the program continues to stay on the right path. **Forty-win seasons** continue to be a staple of the program, with 29 in the program's 35 seasons. **NCAA Championship appearances** are always expected, with the Seminoles being one of just 11 schools to make an NCAA Regional in every year since 2000.

Historically, there aren't many programs that can match the numbers put up by Florida State: 11 Atlantic Coast Conference titles, seven NCAA Women's College World Series appearances, two AIAW national championships, 25 All-Americans and 25 NCAA Championship appearances.

Being a Florida State softball student-athlete does not mean the sole focus is just on the field. Joining the program puts you in an instantaneous family that is fostered well by a fun-loving coaching staff that brings out the best in each player with team-building activities.


In the 2012 offseason, members of the program were able to partake in valuable internships, speak to and inspire several youth athletes, join many community service activities, attend a nationally-renowned air show in Daytona Beach as well as go on a team-building trip near Pensacola. The team also got together for several holiday festivities, attended ESPN College Gameday and some players took part in a fashion magazine photo shoot to show off the team's stylish side.

In addition to the years of tradition etched in the Florida State softball program, the concept of team never holds a greater meaning than for those dressed in Garnet and Gold. Led by Alameda's fun yet focused approach, Florida State softball student-athletes leave their careers with life-long memories.



# THIS IS FLORIDA STATE SOFTBALL

## FACILITIES SECOND TO NONE



### The Seminole Softball Complex

- Known as one of NCAA softball's best venues, JoAnne Graf Field is a modernized field of play that caters quite well to student-athletes, coaches, fans and other spectators.
- Since opening in 1999, Florida State has played to the venue's home-field advantage. The Seminoles have recorded 358 victories in their 14 years at JoAnne Graf Field.
- The field's tremendous design was featured in Athletic Business Magazine's 2002 Architectural Showcase.
- Approaching nearly 12,000 square feet, the brand-new FSU Softball batting facility is unique and aesthetically pleasing.
- The facility, which was awarded the 2011 AIA Tallahassee Chapter Design Achievement Honor Award, is endorsed for its combination of external features, comfortable nature and multiple purposes within the sport of softball.
- The near million dollar facility that was spear-headed by architects Lewis + Whitlock is a beacon for future player development while providing a safe haven from inclement weather.
- The Mary Ann Stiles & Barry Smith team building is the home of the Florida State softball and soccer teams. It also houses the coaches' offices, which overlook the soccer and softball fields, reception area, large team and coaches locker rooms, visiting team locker rooms and training and equipment rooms.
- One of FSU's most celebrated and renowned alumni couples, Mary Ann Stiles and Barry Smith epitomize the ultimate in professional and athletic achievement. A pioneer in fundraising for women's athletics, Mary Ann Stiles was among the first Golden Chiefs to financially support the women's programs at Florida State. Barry Smith was instrumental in building the Varsity Club and was one of the first inductees into FSU's Hall of Fame.



# THIS IS FLORIDA STATE SOFTBALL

## COMMUNITY AND ACADEMIC PRIORITIES



### Community and Academic Success

- Seminole Softball completed nearly 1,000 hours of community service in the last academic year, a testament to the hard work and care put forth by FSU softball coaches and players.
- The Seminoles recorded a 100 percent participation rate in a variety of activities, including Literacy Week, National Student-Athlete Day, Miracle League Softball and much more.
- FSU was honored at the 17th annual Golden Nole banquet on April 21, 2011, with the SemiGnome Award.
- A team leadership group known as The Tribe meets weekly to help promote group activity amongst the team. The leadership council helps coordinate activities such as Dugout Club Socials, seasonal newsletters, community service activities and more.
- Senior outfielder Kirstin Austin was among the top female student-athletes at FSU in individual community service hours in the last academic year. She earned softball's Golden Nole award in 2012 for her tremendous community service commitment.
- Former player Shayla Jackson was one of just 30 softball candidates for the annual Lowe's Senior CLASS Award in 2012, showing excellence in character, competition, community service and in the classroom.
- The program carries several All-ACC Academic Honor Roll students, All-ACC Academic team members, postgraduate scholarship winners, CoSIDA/ESPN All-District and All-American performers.
- Sophomore Kelly Hensley was recently recognized once again for her tremendous work in the classroom at the 2012 Golden Torch Banquet, winning her second straight Golden Torch award.
- Bailey Schinella, Jessica Nori, Kirstin Austin, Kelly Hensley and Tiffani Brown were each named to the 2012 All-ACC Academic Softball Team.

# 2013 SOFTBALL QUICK FACTS

**Location** ..... Tallahassee, Fla.  
**Founded** ..... 1851  
**Enrollment** ..... 41,710  
**Symbol** ..... Seminoles  
**Colors** ..... Garnet and Gold  
**Conference** ..... Atlantic Coast  
**President** ..... Dr. Eric J. Barron  
**Athletics Director** ..... Randy Spetman

**Head Coach** ..... Lonni Alameda  
**Alma Mater** ..... Oklahoma, '93  
**Career Record** ..... 324-236-1/9 years  
**FSU Record** ..... 167-78/4 years  
**Assistant Coach** ..... Travis Wilson  
**Alma Mater** ..... Canterbury '96  
**Assistant Coach** ..... Craig Snider  
**Alma Mater** ..... Centenary '05  
**Softball Office** ..... 850.644.9594

**Home Field** ..... JoAnne Graf Field  
**Dimensions** ..Lines - 200'; Center - 220'  
**Capacity** ..... 1,000  
**Press Box Phone** ..... 850.645.3245

**First Year of Softball** ..... 1978  
**All-Time Record** ..... 1,650-565-6  
**ACC Titles** ..... 11\*  
*\*includes tie with Maryland in 1997*  
**National Titles (AIAW)** ..... 2  
**NCAA Appearances** ..... 25  
**NCAA Super Regional Appearances** ... 1  
**WCWS Appearances** ..... 7  
**NCAA Tournament Record** ..... 50-54

**2012 Record** ..... 47-16  
**2012 ACC Record** ..... 16-5  
**2011 ACC Finish** ... T-3rd (Tournament)  
                               2nd (Regular Season)

**Starters R/L** ..... 9/1  
**Pitchers R/L** ..... 4/0  
**Letterwinners R/L** ..... 15/4  
**Newcomers** ..... 8

**Softball Oversight** ..... Bernie Waxman  
**Softball SID** ..... Steve Stone  
**Stone's Office** ..... 850.644.4836  
**SID Office Fax** ..... 850.644.3820  
**Website** ..... seminole.com  
**Mailing Address** .... 403 Stadium Drive W.  
                               Tallahassee, Fla. 32306

**Twitter** ..... @FSU\_Softball  
**Facebook** .... Facebook.com/FSUSoftball

## SEMINOLES BY STATE

**Florida (13)**  
 Courtney Adams ..... Crestview  
 Kirstin Austin ..... Temple Terrace  
 Tiffani Brown ..... Tallahassee  
 Macey Cheatham ..... Wellington  
 Victoria East ..... Pensacola  
 Celeste Gomez ..... Lake City  
 Stephanie Hartness ..... Niceville  
 Kelly Hensley ..... Niceville  
 Jessica Nori ..... Weston  
 Maddie O'Brien ..... Palm Harbor  
 Lindsey Peppers ..... Tallahassee  
 Alex Powers ..... Melbourne  
 Bailey Schinella ..... Valrico

**Georgia (4)**  
 Jessica Burroughs ..... Warner Robins  
 Morgan Bullock ..... Dacula  
 Erika Hoffner ..... Alpharetta  
 Monica Perry ..... Whitesburg

**California (1)**  
 Alex Kossoff ..... Redondo Beach

**Hawaii (1)**  
 Courtney Senas ..... Wahiawa

**Ohio (1)**  
 Erika Leonard ..... Cincinnati

**Oklahoma (1)**  
 Kaitlin Allen ..... Tulsa

**South Carolina (1)**  
 Briana Hamilton ..... Woodruff

**Virginia (1)**  
 Lacey Waldrop ..... Chester

## SEMINOLES BY POSITION

**Outfield (8)**  
 Courtney Adams, Kaitlin Allen, Kirstin Austin,  
 Morgan Bullock, Stephanie Hartness, Alex Kos-  
 soff, Lindsey Peppers, Courtney Senas

**Pitchers (5)**  
 Jessica Burroughs, Jessica Nori, Monica Perry,  
 Bailey Schinella, Lacey Waldrop

**Infield (5)**  
 Tiffani Brown, Victoria East, Briana Hamilton,  
 Kelly Hensley, Maddie O'Brien

**Catchers (3)**  
 Macey Cheatham, Celeste Gomez, Erika Leonard

**Utility (2)**  
 Erika Hoffner, Alex Powers

## SEMINOLES BY CLASS

**Freshmen (8)**  
 Courtney Adams, Kaitlin Allen, Jessica Burroughs,  
 Macey Cheatham, Victoria East, Stephanie Hartness,  
 Alex Kossoff, Alex Powers

**Sophomores (6)**  
 Erika Hoffner, Erika Leonard, Maddie O'Brien (RS),  
 Lindsey Peppers, Bailey Schinella, Lacey Waldrop

**Juniors (4)**  
 Celeste Gomez, Kelly Hensley, Jessica Nori (RS),  
 Courtney Senas

**Seniors (5)**  
 Kirstin Austin, Tiffani Brown, Morgan Bullock, Briana  
 Hamilton, Monica Perry (RS)

## FLORIDA STATE NUMERICAL ROSTER

No.	Name	Pos.	B/T	Yr.	Hometown/High School/Previous School
00	Celeste Gomez	C	R/R	JR	Lake City, Fla./Columbia
3	Stephanie Hartness	OF	L/R	FR	Niceville, Fla./Niceville
5	Alex Kossoff	OF	L/R	FR	Redondo Beach, Calif./South Torrance
6	Tiffani Brown	INF	L/R	SR	Tallahassee, Fla./Godby
7	Maddie O'Brien	INF	L/R	RS SO	Palm Harbor, Fla./Palm Harbor University
8	Courtney Senas	OF	R/R	JR	Wahiawa, Hawaii/Mililani
9	Courtney Adams	OF	L/R	FR	Crestview, Fla./Niceville
10	Lindsey Peppers	OF	R/R	SO	Tallahassee, Fla./Maclay
11	Alex Powers	UT	L/R	FR	Melbourne, Fla./Eau Gallie
13	Lacey Waldrop	P	R/R	SO	Chester, Va./Thomas Dale
15	Erika Leonard	C	R/R	SO	Cincinnati, Ohio/Mother of Mercy
16	Jessica Burroughs	P	R/R	FR	Warner Robins, Ga./Houston County
18	Victoria East	INF	R/R	FR	Pensacola, Fla./Escambia
21	Morgan Bullock	OF	L/R	SR	Dacula, Ga./Mill Creek
23	Kelly Hensley	INF	R/R	JR	Niceville, Fla./Niceville
24	Briana Hamilton	INF	R/R	SR	Woodruff, S.C./James F. Byrnes/South Carolina
25	Macey Cheatham	C	R/R	FR	Wellington, Fla./Wellington
26	Jessica Nori	P	R/R	RS JR	Weston, Fla./St. Thomas Aquinas
27	Bailey Schinella	P	R/R	SO	Valrico, Fla./Newsome
28	Erika Hoffner	UT	L/R	SO	Alpharetta, Ga./Chattahoochee
33	Kirstin Austin	OF	L/R	SR	Temple Terrace, Fla./King/FAU
48	Kaitlin Allen	INF	R/R	FR	Tulsa, Okla./Jenks
55	Monica Perry	P	R/R	RS SR	Whitesburg, Ga./Union Grove/Illinois



# 2013 SOFTBALL ROSTER

## NUMERICAL

No.	Name	Pos.	B/T	Yr.	Hometown/High School/Prev. School
00	Celeste Gomez	C	R/R	JR	Lake City, Fla./Columbia
3	Stephanie Hartness	OF	L/R	FR	Niceville, Fla./Niceville
5	Alex Kossoff	OF	L/R	FR	Redondo Beach, Calif./South Torrance
6	Tiffani Brown	INF	L/R	SR	Tallahassee, Fla./Godby
7	Maddie D'Brien	INF	L/R	RS SD	Palm Harbor, Fla./Palm Harbor University
8	Courtney Senas	OF	R/R	JR	Wahiawa, Hawaii/Mililani
9	Courtney Adams	OF	L/R	FR	Crestview, Fla./Niceville
10	Lindsey Peppers	OF	R/R	SD	Tallahassee, Fla./Macclay
11	Alex Powers	UT	L/R	FR	Melbourne, Fla./Eau Gallie
13	Lacey Waldrop	P	R/R	SD	Chester, Va./Thomas Dale
15	Erika Leonard	C	R/R	SD	Cincinnati, Ohio/Mother of Mercy
16	Jessica Burroughs	P	R/R	FR	Warner Robins, Ga./Houston County
18	Victoria East	INF	R/R	FR	Pensacola, Fla./Escambia
21	Morgan Bullock	OF	L/R	SR	Dacula, Ga./Mill Creek
23	Kelly Hensley	INF	R/R	JR	Niceville, Fla./Niceville
24	Briana Hamilton	INF	R/R	SR	Woodruff, S.C./James F. Byrnes/South Carolina
25	Macey Cheatham	C	R/R	FR	Wellington, Fla./Wellington
26	Jessica Nori	P	R/R	RS JR	Weston, Fla./St. Thomas Aquinas
27	Bailey Schinella	P	R/R	SD	Valrico, Fla./Newsome
28	Erika Hoffner	UT	L/R	SD	Alpharetta, Ga./Chattahoochee
33	Kirstin Austin	OF	L/R	SR	Temple Terrace, Fla./King/FAU
48	Kaitlin Allen	INF	R/R	FR	Tulsa, Okla./Jenks
55	Monica Perry	P	R/R	RS SR	Whitesburg, Ga./Union Grove/Illinois

## ALPHABETICAL

No.	Name	Pos.	B/T	Yr.	Hometown/High School/Prev. School
9	Courtney Adams	OF	L/R	FR	Crestview, Fla./Niceville
48	Kaitlin Allen	INF	R/R	FR	Tulsa, Okla./Jenks
33	Kirstin Austin	OF	L/R	SR	Temple Terrace, Fla./King/FAU
6	Tiffani Brown	INF	L/R	SR	Tallahassee, Fla./Godby
21	Morgan Bullock	OF	L/R	SR	Dacula, Ga./Mill Creek
16	Jessica Burroughs	P	R/R	FR	Warner Robins, Ga./Houston County
25	Macey Cheatham	C	R/R	FR	Wellington, Fla./Wellington
18	Victoria East	INF	R/R	FR	Pensacola, Fla./Escambia
00	Celeste Gomez	C	R/R	JR	Lake City, Fla./Columbia
24	Briana Hamilton	INF	R/R	SR	Woodruff, S.C./James F. Byrnes/South Carolina
3	Stephanie Hartness	OF	L/R	FR	Niceville, Fla./Niceville
23	Kelly Hensley	INF	R/R	JR	Niceville, Fla./Niceville
28	Erika Hoffner	UT	L/R	SD	Alpharetta, Ga./Chattahoochee
5	Alex Kossoff	OF	L/R	FR	Redondo Beach, Calif./South Torrance
15	Erika Leonard	C	R/R	SD	Cincinnati, Ohio/Mother of Mercy
26	Jessica Nori	P	R/R	RS JR	Weston, Fla./St. Thomas Aquinas
7	Maddie D'Brien	INF	L/R	RS SD	Palm Harbor, Fla./Palm Harbor University
10	Lindsey Peppers	OF	R/R	SD	Tallahassee, Fla./Macclay
55	Monica Perry	P	R/R	RS SR	Whitesburg, Ga./Union Grove/Illinois
11	Alex Powers	UT	L/R	FR	Melbourne, Fla./Eau Gallie
27	Bailey Schinella	P	R/R	SD	Valrico, Fla./Newsome
8	Courtney Senas	OF	R/R	JR	Wahiawa, Hawaii/Mililani
13	Lacey Waldrop	P	R/R	SD	Chester, Va./Thomas Dale

Head Coach - Lonni Alameda (Oklahoma, 1993)

Assistant Coach - Travis Wilson (University of Canterbury, 1996)

Assistant Coach - Craig Snider (Centenary, 2005)



# HUMAN INTEREST STORIES

## Doctor Hensley Ready to Operate

It was quite the summer for junior first baseman Kelly Hensley. The Niceville, Fla. native has the desire to pursue a career in the medical field and become a doctor, and to further enhance her career aspirations she has been shadowing doctors to better learn the rigorous profession.

Over the summer, Hensley traveled to Lima, Peru with Medlife and shadowed physicians and a dentist who performed surgical procedures. Hensley got a first-hand look at the nuances of the profession and even took part in working on children.

On the trip, Hensley and the rest of the students helped set up mobile clinics in the outskirts of Lima. They also took vitals, assisted the dentist in small procedures and took part in a community development project.

Many Lima civilians live in shacks up in the mountains, and several pregnant women as well as children had fallen as they tried to navigate the mountain area for work, school, etc. Hensley and her crew worked on building stairs to make typical travel much easier and safer.

Hensley has set herself up nicely for her future. She is a two-time Golden Torch award winner for academics while majoring in exercise science. She sometimes adjusts her practice schedule to take advantage of opportunities shadowing doctors.

Hensley also figures to play a vital role with the Seminoles again this season, looking to shore up the first base spot and continue developing her swing that has seen great improvement in the offseason.

## Youth Inspiration

The Florida State softball team does everything it can to inspire children and be good role models to follow. But so often, it is always children who wind up inspiring the Seminole softball student-athletes. Here are three prime examples below:

**1. Fostering Hope:** Taylor Foster is a 16-year old resident of Brown Summit, N.C. who always had a dream to play softball at Florida State. However, in 2010 she had been diagnosed with Osteosarcoma, a type of bone cancer. The diagnosis immediately ended her softball career.

A family friend reached out to the ACC office to get in contact with the Florida State softball program, looking for something positive to divert attention from her treatments. Seminole head coach Lonni Alameda was able to get in contact with Taylor in what was a complete shock for the aspiring softball player. On the weekend of January 25, Alameda visited Taylor in the hospital to celebrate her Sweet 16th birthday with her family and friends.

**2. Aiding Amber:** Amber Howard is a 17-year old girl from Lynn Haven, Fla. who has been battling a brain tumor since being diagnosed with one in her brain stem in 2008. Florida State softball has been in repeated contact with Howard and her family over the last few years, doing whatever it takes to better their life as she goes through treatment.

During that time, coaches and student-athletes have visited the Howard family, and the family has also made a few stops in Tallahassee. The Seminoles put together a clinic for the Howard family to help pay for medical costs in Niceville, joining Northwest Florida State College to help raise \$1,940. The team also writes letters to Amber Howard as her fight has given several Seminoles an appreciation for many things in life.

**3. A Pair of Maddies:** Maddie Briscoe is a nine-year old girl who found out she had Stage 4 Neuroblastoma in September 2010, which included three tumors. Led by Florida State red-shirt sophomore Maddie O'Brien, the Seminoles helped elevate Maddie Briscoe's spirits during her rounds of chemotherapy.

Maddie Briscoe developed a bond with short-stop Maddie O'Brien because of the two having the same first name. Briscoe and her family continue to root for the Seminoles, especially her idol Maddie O'Brien, who gave Briscoe one of her No. 7 jerseys and signed it. Briscoe and O'Brien also were able to hang out during last year's Florida State-Miami football game.

O'Brien and Courtney Senas visited Maddie Briscoe in the hospital in 2011 when she was undergoing treatment. When the Briscoe family visited the softball team last year, O'Brien and some others made glow in the dark T-shirts for the family.

## Father-Daughter Bonds

Three Florida State student-athletes in Niceville natives Kelly Hensley and Stephanie Hartness as well as Alex Powers have a father-daughter connection that stems from travel and high school ball.

Kelly's father coached both her and Hartness during their days at Niceville High. Hartness' father is the assistant coach and therefore was able to coach his own daughter, who happened to be an NFCA High School All-American last year.

Hartness' father is also the head coach of Team North Florida, while Alex Powers' father is an assistant for the team and was fortunate enough to coach his own daughter. Freshman Courtney Adams is also a Niceville native who played on the high school team coached by the fathers of

Hensley and Hartness.

The coaching alignment shows how some of Florida State softball's student-athletes have been raised while bonding heavily with their families through a game they cherish. In addition, freshman second baseman Kaitlin Allen and redshirt senior pitcher Monica Perry also were coached by their fathers growing up.

## An Incredible Four Years

Senior outfielder Morgan Bullock has had a life-changing four years at Florida State. Right before the start of her freshman season in January 2010, her younger brother passed away. The team traveled to Dacula, Georgia to support her at the funeral and watched her give a strong eulogy.

From there, Bullock formed a strong bond with players both past and present. She has been part of position changes, winning the school's first ACC title in seven years in 2011 and contributing to a group that has loads of talent moving forward.

While college has allowed her to grow and figure out what her career aspirations might be, another life-altering moment occurred in December 2012. Bullock got engaged in front of several of her teammates.

Bullock is part of the team's leadership council and is a creative writing major who will provide blogs throughout the season on Seminoles.com.

## All in the Family

Wahiawa, Hawaii native Courtney Senas is a big deal back home on her island. The junior centerfielder is almost like a heroic figure to everyone on her side of the Aloha State, which is a reflection of the communal atmosphere that her state possesses.

When head coach Lonni Alameda recruited Senas, she promised her a homecoming trip and was able to fulfill that last season when the Seminoles traveled to the Bank of Hawaii Tournament in Honolulu. In that time, Senas was treated like a celebrity figure by being greeted with open arms by her family, cheered on enormously by fans and making the University of Hawaii's ballpark a capacity venue.

One of five siblings, Senas' family follows Courtney's every at-bat and catch when she is roaming the softball field each and every game. Her decision to attend Florida State has helped create a new crop of Seminole fans across the Aloha State.





# HUMAN INTEREST STORIES

## A Sisterly Bond

Florida State junior catcher Celeste Gomez is looking forward to the 2013 season after coming off a sophomore campaign where she was hindered by an ankle injury.

Besides opening the season with a clean bill of health, Gomez also has an opportunity to play against her sister, Cecile, who enters her freshman season at Jacksonville University. Cecile is a talented pitcher who could have the opportunity to face her big sister when the two teams meet on Feb. 10 at JoAnne Graf Field.

Celeste, whose family has a large Cuban heritage, has been productive in the program by also helping run camps and clinics throughout the year.

## A Wondrous Walk-On

Freshman catcher Macey Cheatham went through fall and spring practice with the Seminoles and has been a model student-athlete in her time in Tallahassee. Judging by her sound play behind the plate and on the offensive end, Cheatham has been unfazed by her walk-on stature and is ready to compete for playing time.

Cheatham, whose father played tennis at the University of Texas, has been one of several Seminoles who reach out to the community. Her community service initiatives have been endless since arriving on campus, which includes traveling with head coach Lonni Alameda to participate in several camps and clinics.

Alameda has even gotten a few emails from people about the caring and outgoing nature that Cheatham possesses and how much it means to them. No matter her outcome on the field, Cheatham is already setting a standard for other student-athletes to follow.

## Perry Perfecta

Redshirt senior pitcher Monica Perry has become one of the team's quiet leaders, although her results in the circle have made plenty of noise.

The Whitesburg, Ga. native has a huge passion for softball and shows that by giving back to her home community. Perry has given lessons several times to aspiring players at home and has done her part to make Georgia a fertile ground for talented and up-and-coming players.

Perry was recognized in the offseason as the team's Femina Perfecta winner for her all-around success in athletics, academics and community service. With tremendous characteristics that make her a special player and person, Perry continues to mold her future in the right direction.

## Another Natural

Florida State softball assistant coach Travis Wilson is an interesting story, having been a softball/baseball phenomenon from the moment he began each sport.

Wilson was part of likely the best professional softball team New Zealand ever assembled in the Black Sox, winning the country's first International Softball Federation championship in 1996. From there, he decided to pursue professional baseball even though he never played before and signed with the Atlanta Braves organization.

Wilson enjoyed eight successful seasons in both the Braves and Cincinnati Reds' organizations, peaking in 2000 when he joined players like Josh Hamilton, C.C. Sabathia, Barry Zito, Josh Beckett, Mark Buehrle and Vernon Wells in the Major League Baseball Futures Game in Atlanta.

The New Zealand native joins fellow assistant coach Craig Snider as the team's offensive coaches and works with the Seminoles on their fielding. He continues to play professional softball in the United States during the summer.

## Alumnae Making an Impact

In December 2012, two former student-athletes at Florida State traveled to the Dominican Republic on a mission trip with World Baseball Outreach to assist several underserved youth in learning the games of baseball and softball.

Former players Robin Ahrberg and Kristie McConnell represented the program well by teaching several inner city children the fundamentals of the game while providing the entire group of boys and girls 12-13 bags of equipment.

The trip wasn't just about playing ball either. Ahrberg and McConnell, who both helped the Seminoles win the 2011 ACC championship, delivered food to families and visited several orphanages. They went to work from 7:30 a.m. to 10 p.m., doing several charitable deeds that benefitted the children, whom gave both Seminoles a new perspective.

Ahrberg will serve as Florida State's volunteer assistant in 2013, while McConnell is back home in Oklahoma working for the World Baseball Outreach and finishing graduate school.

2. Adding to Florida State's alumnae stories, former player Yuruby Alicart (2006-07) continues to run clinics back home in Venezuela.

3. Former Seminole Kaleigh Rafter (2009) is getting ready to play softball professionally in Japan, which holds some of the most competitive leagues in the world.

## Nori Ready to Do Big Things

Pitcher Jessica Nori is a double major in marketing and professional sales and has been making the most of her education at Florida State.

The Weston, Fla. native took part in a valuable sales internship this past summer when she worked with notable athletic company Louisville Slugger and promoted the company while selling several of its products at baseball and softball tournaments across the country.

Nori is now in line for an internship with Nike, looking to further advance her business skills with even more experience. She also has business to take care of on the field as she is part of an excellent pitching core that returns all four hurlers from last season while adding a standout player in Jessica Burroughs.

## Hometown Girl Represents Well

Tallahassee native and Maclay High graduate Lindsey Peppers is the kind of person every team looks for when it comes to representing the program. Like many of her teammates, Peppers has been extremely generous in her community service time which included speaking to a group of nearly 600 people this past summer.

On July 12, 2012, Peppers served as a role model for young players, coaches and parents at the Dixie Softball State Tournament Banquet in Carrabelle, Fla. Her near-four minute speech encouraged youth to make wise choices at such an important stage in their life, and that the choices they make can help steer their future in the right direction.

Speaking in front of several hundred people can be a daunting task for many, but Peppers willingly volunteered her time. She is a prime example of how college student-athletes can make a strong impression on younger, aspiring people.

## These Girls Can Dance!

It's not something that many teams will do, but Florida State softball is always looking for creative and cool ways to promote itself. Last year they started a new trend by performing a flash mob dance at halftime of the Florida State-Maryland men's basketball game on Jan. 17, 2012.

This year, the team might have gotten even more creative when they performed a dance routine once again at the Duke-Florida State game on Feb. 2. The choreographing, which was done by strength and speed coach Caitlin Quinn, had a 'King of Pop' feel as the team danced to Michael Jackson and performed several of his moves.



# 2013 SEMINOLES





# KIRSTIN AUSTIN



**Class:** Senior

**Hometown:** Temple Terrace, Fla.

**High School:** King

**Position:** Outfielder

**B/T:** L/R

# 33



### Junior Season at FSU (2012):

Showed significant improvement in second season at FSU, batting .281 with one home run, 11 RBIs and 24 runs scored in 56 games played ... batted a team-best .364 (16-of-44) in conference play ... awarded the co-most improved player along with teammate Briana Hamilton at the team banquet ... recognized for a variety of academic and community service awards, being named the team's Golden Nole Award winner and a Capital One Academic District 4 Softball Team member ... All-ACC Academic Team member ... enjoyed a 22-game stretch between March 20 and April 19 where she batted .407 and provided key hits in nationally-ranked wins over LSU and North Carolina ... recorded her first career home run as a Seminole at Virginia on March 24 ... recorded multiple-RBI games versus Georgia Tech (April 15) and at LSU (April 18) ... reached base safely in 10 consecutive games ... five multiple-hit games.

### Sophomore Season at FSU (2011):

Participated in 34 games, including five as a starter in left field ... was often used as a pinch-runner in key situations ... finished 2-for-4 with one double and an RBI at Florida AGM on March 23 ... her lone double of the season against the Rattlers came within inches of clearing the fence for an opposite-field home run ... recorded base hits at N.C. State on March 20 and at North Carolina on March 27 ... stole one base versus Oregon State at the Cathedral City Classic in Palm Springs, Calif., on Feb. 24.

### Career Highs

- Hits:** 2, 5 times
- Doubles:** 1, 4 times
- Triples:** 1, at Virginia Tech, Apr 07, 2012
- Home runs:** 1, at Virginia, Mar 24, 2012
- Total bases:** 4, at Virginia, Mar 24, 2012
- RBIs:** 2, Georgia Tech, Apr 15, 2012 ; at LSU, Apr 18, 2012
- Runs scored:** 2, 4 times
- Walks:** 2, at Maryland, May 06, 2012 ; vs N.C. State, May 10, 2012
- Hit by pitch:** 1, Jacksonville, Mar 20, 2012
- Struck out:** 2, 5 times
- At bats:** 4, 4 times
- Stolen bases:** 1, vs Oregon State, Feb 24, 2011 ; Mercer, Feb 19, 2012 ; vs Wisconsin, Feb 24, 2012
- Field chances:** 5, at LSU, Apr 18, 2012
- Putouts:** 5, at LSU, Apr 18, 2012
- Assists:** 1, 4 times

### Florida Atlantic University:

Played in 47 games, including 38 started ... one home run and nine RBIs ... five stolen bases in eight attempts ... .962 fielding percentage.

### High School:

Had plenty of success at King High ... four-year letterwinner ... rookie of the year ... set season record for stolen bases in 2006 ... team MVP in 2007 ... season record for triples, batting average and on-base percentage in same season ... MVP honors in 2008 and 2009 ... FACA Senior All-Star Team ... Principal & Coaches Top Athlete Award ... Honor Roll in all four years of high school.

### Personal:

Born on March 26, 1991 ... majoring in exercise science ... daughter of William and Anna Austin ... knows a little French ... knows how to play the piano... wants to be a physical therapist ... most watched TV channels are TNT and USA ... sometimes listens to "Baby" by Justin Bieber ... favorite ice cream flavor is cheesecake ... wears number 33 because it's her favorite number ... loves classical music ... favorite home-cooked meal is baked potato with butter, sour cream, cheese and ham.

### Career Statistics at Florida State

Year	Avg	GP	GS	AB	R	H	2B	3B	HR	RBI	TB	SLG%	BB	HBP	SO	GDP	OB%	SF	SH	SB	ATT	PO	A	E	FLD%
2011	.200	34	5	20	14	4	1	0	0	1	5	.250	0	0	1	0	.200	0	0	1	1	7	0	0	1.000
2012	.281	56	37	96	24	27	3	1	1	11	35	.365	15	1	24	0	.384	0	0	2	2	47	5	3	.945
TOTAL	.267	90	42	116	38	31	4	1	1	12	40	.345	15	1	25	0	.356	0	0	3	3	54	5	3	.952

**7 WCWS APPEARANCES ♦ 11 ACC TITLES**



# TIFFANI BROWN




**Class:** Senior

**Hometown:** Tallahassee, Fla.

**High School:** Godby

**Position:** Infielder

**B/T:** L/R



### Junior Season (2012):

Voted as the team's most valuable player ... NFCA All-Southeast Region Second Team performer ... All-ACC First Team member, her first all-conference accolade ... named the Chief Abiaka Award winner at the team banquet for her courageous performance throughout the season despite having shoulder issues ... All-ACC Academic Team ... recorded 43 stolen bases in 2012, the most by a Seminole since former All-American Brandi Stuart stole 54 in 2002 ... Brown's 43 steals rank eighth on FSU's single-season list ... finished first or tied for first in the ACC in four categories, including base hits (66), stolen bases, at-bats (219) and steal attempts (49) ... had 12 more stolen bases than the next closest student-athlete in the ACC ... ended her junior season tied for 10th on FSU's career triples list with 15 ... batted .301 with four triples, 14 RBIs and three doubles in 2012 ... finished eighth nationally in stolen bases per game and 28th in triples ... committed just four errors in 197 chances for a stellar .980 fielding percentage at second base ... batted .303 in conference play ... provided the game-tying hit in the ninth inning against UCF before FSU won the game in walk-off fashion ... scored the game-winning run in season opener against Stephen F. Austin ... recorded game-tying single in the seventh inning against Wisconsin on Feb. 24 ... recorded multiple stolen bases in nine games, including three versus Ole Miss and Florida A&M ... team leader with 16 multiple-hit games ... enjoyed an 11-game hitting streak, the second longest on the team ... reached base in 12 consecutive games ... started 60 games at second base and three at third base ... already ranks sixth on FSU's career stolen bases list with 80.

### Sophomore Season (2011):

Enjoyed another outstanding season, batting .338 with two home runs and 21 RBIs ... led the Seminoles in runs scored (50), at-bats (210), base hits (71), triples (6) and stolen bases (24) ... recorded 20 multiple-hit games in 60 games started ... held a hitting streak of seven consecutive games and a reaching base streak of 12 games ... started 38 games at third base and 22 games at second base ... batted leadoff in 52 of FSU's 60 games ... finished in the top 100 nationally in triples (eighth), triples per game (16th), runs per game (82nd) and stolen bases (94th) ... led the ACC in triples, total plate appearances (227) and at-bats (210) ... put together seven three-hit performances in 2011 against St. John's, Middle Tennessee, Oregon State, Auburn, Mississippi State, North Florida and Virginia Tech ... named ACC Player of the Week on Feb. 22 after batting .450 (9-for-20) with two triples, one double, three RBIs and 11 runs scored in six games played ... stole 24 bases in 29 attempts ... recorded a two-run home run versus

UNC Greensboro on Feb. 12 and a leadoff blast against Virginia Tech in the first round of the ACC Championship.

### Freshman Season (2010):

Played in and started 60 of Florida State's 62 games at third base as a true freshman ... named to ACC All-Tournament Team at the ACC Championship in Blacksburg, Va. ... finished the season with a team third-best batting average of .328 - a mark that was also good enough for 10th in the ACC ... capped off the season with an eight-game hitting streak ... posted 63 hits, which ranked third on the team and fourth in the entire ACC ... batted second in the lineup for the majority of the season ... had an ACC ninth-best total of 35 runs, four doubles, five triples, an inside-the-park home run and 24 RBIs ... finished third on the team with 80 total bases ... stole 13 of 16 bases attempted ... registered a team-best 92 assists.

### High School:

Named a first team Tallahassee Democrat All-Big Bend selection after hitting .435, notching 15 RBIs, four doubles, a home run and 31 stolen bases.

### Personal:

Born April 6, 1991 ... majoring in criminology and minoring in computer science ... daughter of Tangi and Terry Brown ... has three brothers and one sister ... wants to become a lawyer ... played softball and was a cheerleader in high school ... can play the trumpet and clarinet ... says accountability, teamwork and short term memory are things she has learned from playing sports ... names leading by example, trustworthiness and being approachable as qualities that make a team leader ... most memorable moment was winning the ACC championship game against UNC in 2011.

### Career Highs

**Hits:** 3, 14 times  
**Doubles:** 1, 9 times  
**Triples:** 1, 15 times  
**Home runs:** 1, at UNC Greensboro, Feb 12, 2011 ; at Florida A&M, Feb 17, 2010 ; vs Virginia Tech, May 13, 2011  
**Total bases:** 6, at Maryland, Apr 03, 2010 ; North Florida, Apr 13, 2011 ; vs Virginia Tech, May 13, 2011  
**RBIs:** 3, at Florida A&M, Feb 17, 2010 ; Middle Tennessee St., Feb 19, 2011  
**Runs scored:** 3, vs UAB, May 21, 2011  
**Walks:** 2, 4 times  
**Hit by pitch:** 1, 4 times  
**Struck out:** 3, Auburn, Mar 18, 2010  
**Sac flies:** 1, NC State, Apr 10, 2010  
**Sac bunts:** 1, 6 times  
**At bats:** 5, 14 times  
**Stolen bases:** 3, Mississippi, Feb 10, 2012 ; at Florida A&M, Mar 21, 2012  
**Caught stealing:** 1, 14 times  
**Field chances:** 8, 4 times  
**Putouts:** 6, at Boston College, Apr 16, 2011  
**Assists:** 5, 5 times

### Career Statistics at Florida State

Year	Avg	GP	GS	AB	R	H	2B	3B	HR	RBI	TB	SLG%	BB	HBP	SO	GDP	OB%	SF	SH	SB	ATT	PO	A	E	FLD%
2010	.328	60	60	192	35	63	4	5	1	24	80	.417	9	0	35	0	.356	1	3	13	16	57	92	16	.903
2011	.338	60	60	210	50	71	2	6	2	21	91	.433	14	1	30	0	.382	0	2	24	29	85	97	15	.924
2012	.301	63	63	219	44	66	3	4	0	14	77	.352	9	3	30	0	.338	0	1	43	49	95	98	4	.980
TOTAL	.322	183	183	621	129	200	9	15	3	59	248	.399	32	4	95	0	.359	1	6	80	94	237	287	35	.937

# MORGAN BULLOCK



**Class:** Senior


**Hometown:** Dacula, Ga.

**High School:** Mill Creek

**Position:** Outfielder

**B/T:** L/R

# 21



### Junior Season (2012):

Batted .288 in 52 games played, including 21 games as a starter in left field (13) and centerfield (8) ... added five RBIs and 17 runs scored ... finished with two multiple-hit games against Mercer (Feb. 19) and Florida AGM (April 10) ... led the Seminoles with four sacrifice hits ... struck out just four times in 69 plate appearances, or once every 17.25 times she went to the plate ... finished 1-for-2 with one stolen base in NCAA Regional opener versus San Diego State on May 18 ... scored two runs against Jacksonville on March 20 ... went 6-for-6 in stolen base attempts during the season ... utilized many times as a pinch runner when she didn't start.

### Sophomore Season (2011):

Finished the season with a .286 batting average and just 11 strikeouts in 122 plate appearances ... had the best stolen base percentage of any Seminole with a minimum of 10 attempts, stealing 11-of-12 bases (91.6 percent) ... produced two doubles, 11 RBIs, 34 total bases and 25 runs scored ... started 42 of her 46 games played, with 33 of her starts coming in left field ... also started nine games in the circle, two in centerfield and three as the designated player ... made her living between the sixth and ninth spots of the batting order ... recorded five multiple-hit games and held a six-game hitting streak from April 9-13 ... had her best offensive performance in an 11-4 win over Boston College in game two of a doubleheader when she finished 3-for-4 with a career-high three RBIs and a double ... went 5-4 with a 4.38 ERA in 19 appearances in the circle ... tossed three complete games and earned a save at Boston College on April 16.

### Career Highs

**Hits:** 3, Florida, Apr 14, 2010 ; at Boston College, Apr 16, 2011  
**Doubles:** 1, 4 times  
**Total bases:** 4, at Boston College, Apr 16, 2011  
**RBIs:** 3, at Boston College, Apr 16, 2011  
**Runs scored:** 2, 7 times  
**Walks:** 1, 15 times  
**Hit by pitch:** 1, Mercer, Apr 12, 2011 ; Georgia Tech, Apr 25, 2010 ; at Auburn Tigers, Mar 08, 2011  
**Struck out:** 2, NC State, Apr 10, 2010 ; Maryland, Apr 23, 2011 ; Iona, Feb 13, 2010  
**Sac flies:** 1, Coastal Carolina, Feb 18, 2012  
**Sac bunts:** 1, 10 times  
**At bats:** 4, 8 times  
**Stolen bases:** 2, Maryland, Apr 23, 2011 ; Iona, Feb 13, 2010 ; vs Mississippi State, Mar 11, 2011  
**Caught stealing:** 1, 6 times  
**Innings pitched:** 7.0, vs Oregon State, Feb 24, 2011 ; Utah, Mar 06, 2011  
**Walks allowed:** 5, at Alabama, Mar 13, 2011  
**Strikeouts:** 4, Georgia Southern, Feb 18, 2011 ; Wisconsin, Mar 05, 2011 ; Utah, Mar 06, 2011  
**Batters faced:** 33, Utah, Mar 06, 2011  
**Field chances:** 4, 4 times  
**Putouts:** 4, Stephen F. Austin, Feb 10, 2012  
**Assists:** 3, vs Mississippi State, Mar 12, 2011  
**Runners CS:** 1, at Alabama, Mar 13, 2011 ; at NC State, Mar 19, 2011

### Freshman Season (2010):

Played in 52 of Florida State's 62 games and started 31 in left field ... also saw action in the circle, tossing four innings of five-hit ball ... finished fifth on the team with a .300 batting average ... arguably the fastest player on the team, stole 19 bases on 24 attempts ... accrued 30 hits with 23 runs, including one double and 10 RBIs ... registered 31 total bases.

### High School:

Named Georgia High School AAAAA Player of the Year by the Georgia Athletic Coaches Association ... led her Mill Creek High School squad to a 2008 AAAAA State Championship ... accolades from senior season include Region 7AAAAA Player of the Year, Gwinnett County Player of the Year and Gwinnett Daily Post Player of the Year ... had a .496 average with 34 stolen bases and 35 runs scored as a senior ... posted career bests with a 27-4 record, a 0.52 ERA and 221 strikeouts as a pitcher.

### Personal:

Born Nov. 26, 1990 ... majoring in creative writing ... daughter of Jay and Heidi Bullock ... says her bible is something she can't live without ... says responsibility, trustworthiness, respectfulness, being confident and self-controlled are qualities that make a team leader ... athlete she would most like to meet is Drew Brees ... childhood sports idol was Serena Williams ... watches Bravo and TLC ... says she has learned responsibility and how to fail from playing sports.

### Career Statistics at Florida State

Year	Avg	GP	GS	AB	R	H	2B	3B	HR	RBI	TB	SLG%	BB	HBP	SO	GDP	OB%	SF	SH	SB	ATT	PO	A	E	FLD%
2010	.300	50	31	100	23	30	1	0	0	10	31	.310	6	1	18	0	.346	0	2	19	24	32	1	5	.868
2011	.286	46	42	112	25	32	2	0	0	11	34	.304	4	2	11	0	.322	0	4	11	12	34	21	3	.948
2012	.288	52	21	59	17	17	1	0	0	5	18	.305	5	0	4	0	.338	1	4	6	6	23	1	1	.960
TOTAL	.292	148	94	271	65	79	4	0	0	26	83	.306	15	3	33	0	.334	1	10	36	42	89	23	9	.926

7 WCWS APPEARANCES ♦ 11 ACC TITLES

# CELESTE GOMEZ



**Class:** Junior

**Hometown:** Lake City, Fla.

**High School:** Columbia

**Position:** Catcher

**B/T:** R/R



## Sophomore Season (2012):

Hindered by a preseason ankle injury for much of the season ... appeared in 35 games and started 29 at catcher (9) and designated player (20) ... managed the game well as she stayed behind the plate for FSU's final eight games ... batted .174 with one home run, seven RBIs, two doubles and one walk ... her lone home run of the season was an enormous shot at NCAA Women's College World Series participant LSU in FSU's 8-1 win on April 18 ... recorded an important two-run double in ACC Championship opener against N.C. State on May 10 ... recorded two hits apiece against North Carolina (April 1), Maryland (May 6) and versus N.C. State (May 10) ... finished with three multiple-hit games.

## Freshman Season (2011):

Emerged as a strong power threat as the season progressed, batting .281 with two home runs and 14 RBIs ... stepped up big during the ACC Championship when she batted .300 with one home run and two runs scored over the three-game stretch ... one of four Seminoles to be named to the ACC All-Tournament Team ... gave FSU a 2-0 lead over Virginia in the semifinals of the ACC Championship when she launched a long two-run homer in the first inning ... hit her first career home run in FSU's 4-3 loss to Virginia Tech on April 3 ... finished the year with a slugging percentage of .406 ... started 28 of her 31 games at the catcher spot while her comfort level noticeably improved behind the plate ... had eight games in which she recorded two base hits ... posted three multiple-RBI games, driving in two runs apiece versus Florida A&M, North Florida and Virginia ... carried a six-game hitting streak and an eight-game stretch of reaching base safely ... team showed a 17-11 record when she was behind the plate ... batted at the cleanup spot in nine games.

## Career Highs

**Hits:** 2, 10 times  
**Doubles:** 2, Mercer, Apr 12, 2011  
**Triples:** 1, Florida A&M, Feb 15, 2011  
**Home runs:** 1, at LSU, Apr 18, 2012; Virginia Tech, Apr 03, 2011; vs Virginia, May 14, 2011  
**Total bases:** 5, Virginia Tech, Apr 03, 2011; vs Virginia, May 14, 2011  
**RBIs:** 2, 4 times  
**Runs scored:** 2, vs Virginia, May 14, 2011  
**Walks:** 2, Maryland, Apr 23, 2011  
**Hit by pitch:** 1, 4 times  
**Struck out:** 2, 6 times  
**Sac flies:** 1, Virginia, Apr 10, 2011  
**At bats:** 4, 7 times  
**Stolen bases:** 1, Virginia, Apr 09, 2011; North Florida, Apr 13, 2011; vs BYU, Feb 24, 2011  
**Field chances:** 11, at Boston College, Apr 16, 2011  
**Putouts:** 10, Virginia, Apr 10, 2011; Mercer, Apr 12, 2011  
**Assists:** 3, vs Virginia Tech, May 13, 2011  
**Runners CS:** 1, 5 times

## High School:

Racked up numerous honors at Columbia High ... Gainesville Sun Weightlifter of the Year ... won the offense award in 2008 ... girls' state weightlifting champions in 2010 ... two-time individual weightlifting champion ... made the Columbia High School Hall of Fame ... 2009-10 athlete of the year ... honor roll student.

## Personal:

Born March 11, 1992 ... majoring in interdisciplinary social science ... daughter of Nancy and David Gomez ... has one sister ... favorite movie is 300 ... reads US Weekly ... likes dark chocolate ice cream ... watches MTV, E!, ABC Family and the CW ... names confidence, willingness to help others and being unafraid to make a mistake as qualities that make a team leader ... has learned responsibility and leadership from playing sports ... played softball and weightlifted in high school.

## Career Statistics at Florida State

Year	Avg	GP	GS	AB	R	H	2B	3B	HR	RBI	TB	SLG%	BB	HBP	SO	GDP	OB%	SF	SH	SB	ATT	PO	A	E	FLD%
2011	.281	39	31	96	10	27	4	1	2	14	39	.406	7	3	14	1	.346	1	0	3	3	177	16	5	.975
2012	.174	35	29	86	1	15	2	0	1	7	20	.233	8	1	19	1	.253	0	0	0	0	46	3	0	1.000
TOTAL	.231	74	60	182	11	42	6	1	3	21	59	.324	15	4	33	2	.302	1	0	3	3	223	19	5	.980

# BRIANA HAMILTON



**Class:** Senior


**Hometown:** Woodruff, S.C.

**High School:** James F. Byrnes

**Position:** Infielder

**B/T:** R/R

# 24



### Junior Season at FSU (2012):

Became the Seminoles' top power source with 12 home runs, tying former player Yuruby Alicart for second place on FSU's single-season list ... earned All-ACC First Team honors at third base ... earned ACC Player of the Week twice ... finished with a .234 batting average, 39 RBIs, 40 runs scored, seven doubles and three triples ... slugged at a team-best .527 clip ... drew 28 walks and had six hit-by-pitches, a team high ... batted .286 with five home runs and 22 RBIs in conference play ... trailed only Maddie O'Brien with 10 multiple-RBI games ... seven multiple-hit games ... carried an eight-game hitting streak ... ended her junior year having reached base in the last 14 games ... was named co-most improved player along with Kirstin Austin at the team banquet ... also earned the team's gold glove award after making several highlight-reel defensive plays at third base ... finished in the top 10 in the ACC in eight different categories, including home runs (T-2nd), triples (T-3rd), RBIs (T-5th), total bases (T-6th), runs scored (8th), plate appearances (10th), walks (10th) and slugging percentage (10th) ... earned second conference player of the week honor after finishing 4-for-13 in four games at Virginia Tech, hitting three home runs and seven RBIs in a series win on the road ... delivered a dramatic, walk-off grand slam on Feb. 22 to defeat UCF 6-2 ... won her first career ACC Player of the Week honor on Feb. 21 after going 6-for-10 with two home runs, six RBIs, one double and one triple in four games at the second Seminole Classic ... had three games against Western Carolina, UCF and Virginia Tech where she recorded four RBIs ... recorded two home runs against Virginia Tech in game one of a doubleheader on April 7 ... delivered game-winning blast versus North Dakota State on Feb. 18 ... also hit home runs against Ole Miss, UC Santa Barbara, Florida A&M, Boston College and UCLA ... her solo home run against 12th-seeded UCLA in the NCAA Regional was essentially the game-winning hit as FSU won 2-1.

### Sophomore Season at FSU (2011):

Provided some power with four home runs and 15 RBIs in 58 games played ... recorded six stolen bases in six attempts ... started 22 games at third base, 10 at first base, four in left field and two at the designated player spot ... spent all of her time between the sixth and ninth spots in the batting order to add some 'pop' to the bottom of the lineup ... made some fantastic defensive plays from her infield positions ... recorded her first career home run as a Seminole versus Oregon State at the Cathedral City Classic on Feb. 24 ... was robbed of one home run against Long Beach State when left fielder Megan Denio snagged Hamilton's would-be round-tripper over the left field fence ... also hit home runs against Mississippi State, Virginia Tech and Mercer.

### Freshman Season at South Carolina (2010):

Played in 37 games ... garnered 84 at-bats.

### High School:

Had a strong career at James F. Byrnes High ... four-time all-state player ... two-time player of the year ... participated in the Top 100 Adidas Showcase in Utah ... Honor Roll student.

### Personal:

Born Oct. 31, 1990 ... majoring in environmental studies ... daughter of Tina Hamilton ... wears number 24 because former softball standout Brandi Aiken wore it ... favorite magazine is Sports Illustrated ... likes to play Rock Band ... wants to be a traveling physical therapist ... played golf, basketball and softball in high school ... watches the "Biggest Loser," "Greys Anatomy" and "Jersey Shore" ... idolized Natasha Watley and Michael Jordan as a kid ... names teamwork and how to adapt to different personalities as things she has learned from playing sports.

### Career Highs

**Hits:** 3, Mississippi, Feb 12, 2012  
**Doubles:** 1, 11 times  
**Triples:** 1, North Carolina, Apr 01, 2012 ; Coastal Carolina, Feb 18, 2012 ; at Virginia, Mar 24, 2012  
**Home runs:** 2, at Virginia Tech, Apr 07, 2012  
**Total bases:** 8, at Virginia Tech, Apr 07, 2012  
**RBIs:** 4, at Virginia Tech, Apr 07, 2012 ; Western Carolina, Feb 17, 2012 ; UCF, Feb 22, 2012  
**Runs scored:** 3, at Virginia Tech, Apr 07, 2012 ; Mississippi, Feb 12, 2012 ; Coastal Carolina, Feb 18, 2012  
**Walks:** 2, 4 times  
**Hit by pitch:** 1, 9 times  
**Struck out:** 3, at Virginia Tech, Apr 06, 2012 ; at Maryland, May 06, 2012  
**Sac flies:** 1, North Carolina, Apr 01, 2012 ; at Maryland, May 05, 2012 ; at NC State, Mar 20, 2011  
**Sac bunts:** 1, 4 times  
**At bats:** 5, vs Mississippi State, Mar 11, 2011  
**Stolen bases:** 2, Virginia, Apr 09, 2011  
**Caught stealing:** 1, vs Rutgers, Mar 18, 2012 ; at Virginia, Mar 25, 2012  
**Field chances:** 10, Mississippi, Feb 10, 2012 ; Virginia Tech, Apr 02, 2011 ; vs Long Beach State, Feb 26, 2011  
**Putouts:** 10, Mississippi, Feb 10, 2012 ; Virginia Tech, Apr 02, 2011 ; vs Long Beach State, Feb 26, 2011  
**Assists:** 8, South Alabama, Apr 12, 2012

### Career Statistics at Florida State

Year	Avg	GP	GS	AB	R	H	2B	3B	HR	RBI	TB	SLG%	BB	HBP	SO	GDP	OB%	SF	SH	SB	ATT	PO	A	E	FLD%
2011	.178	58	38	107	15	19	4	0	4	15	35	.327	9	3	31	0	.258	1	1	6	6	110	64	13	.930
2012	.234	63	63	167	40	39	7	3	12	39	88	.527	28	6	42	1	.360	2	3	5	7	67	140	18	.920
TOTAL	.212	121	101	274	55	58	11	3	16	54	123	.449	37	9	73	1	.322	3	4	11	13	177	204	31	.925

7 WCWS APPEARANCES ♦ 11 ACC TITLES

# KELLY HENSLEY



**Class:** Junior

**Hometown:** Niceville, Fla.

**High School:** Niceville

**Position:** Infielder

**B/T:** R/R

# 23



### Sophomore Season (2012):

Named the team's Golden Torch winner for academics for the second straight year ... All-ACC Academic Team member ... stepped in as an everyday starter at first base, starting in 57 of the team's 63 games played ... 54 of her starts came at first base while three were at the designated player position ... finished the year batting .258 with one home run, 14 RBIs, 12 runs scored and two doubles ... drew 20 walks, the fifth-most on the team ... tied for sixth on the team with six multiple-hit games ... tied for fourth on the squad with four multiple-RBI games ... received the Ah-Tah-Thi-Ki Award at the team banquet for academic excellence ... all six multiple-hit games were two-hit performances coming against Ole Miss, Virginia, Florida, Florida A&M, Georgia Tech and Boston College ... her lone home run was a walk-off blast against N.C. State in game two of a doubleheader that gave FSU an 8-0 win in five innings ... had two RBIs against Western Carolina, N.C. State, Virginia and Florida A&M.

### Freshman Season (2011):

Finished with two home runs and nine RBIs ... started 23 games and played in 35 ... posted three multiple-hit games against Georgia Southern, Oregon State and Utah ... delivered a pinch-hit, two-run home run to help defeat Florida A&M at home on Feb. 15 ... recorded three multiple-RBI performances versus UNC Greensboro, Florida A&M and Utah.

### High School:

Team leader at Niceville High ... two-time all-state first team player ... two-time team captain ... team MVP in junior season ... offensive MVP as a senior ... defensive MVP in sophomore campaign ... Northwest Florida Daily

News Player of the Year ... AP Scholar with Distinction ... Honor Roll in all four years ... National Merit qualifier.

### Personal:

Born on Oct. 7, 1991 ... majoring in exercise science ... daughter of Daniel and Sabrina Hensley ... wants to be a physician ... watches "Swamp People" ... favorite band is Paramore ... has a superstition of chewing Double Bubble for rallies ... would like to meet Peyton Manning ... favorite activity with teammates is hackey sack ... favorite home-cooked meal is steak and eggplant ... favorite ice cream flavor is Rocky Road ... favorite movie is "Harry Potter" ... wears number 23 because her father and sister wore it.

### Career Highs

**Hits:** 2, 9 times  
**Doubles:** 1, 4 times  
**Home runs:** 1, Florida A&M, Feb 15, 2011; Middle Tennessee St., Feb 18, 2011; N.C. State, Mar 10, 2012  
**Total bases:** 4, Florida A&M, Feb 15, 2011; Middle Tennessee St., Feb 18, 2011; N.C. State, Mar 10, 2012  
**RBIs:** 2, 7 times  
**Runs scored:** 2, Mississippi, Feb 10, 2012  
**Walks:** 2, 4 times  
**Hit by pitch:** 1, Middle Tennessee St., Feb 19, 2011; vs Mississippi State, Mar 11, 2011  
**Struck out:** 2, 4 times  
**Sac flies:** 1, Coastal Carolina, Feb 18, 2012; at Virginia, Mar 25, 2012; vs Georgia Tech, May 11, 2012  
**Sac bunts:** 1, North Carolina, Apr 01, 2012  
**At bats:** 4, 5 times  
**Stolen bases:** 1, Georgia Tech, Apr 15, 2012; Mississippi, Feb 10, 2012  
**Field chances:** 16, vs Southern Illinois, Feb 25, 2012  
**Putouts:** 14, vs Southern Illinois, Feb 25, 2012  
**Assists:** 2, vs Southern Illinois, Feb 25, 2012; at Maryland, May 05, 2012

### Career Statistics at Florida State

Year	Avg	GP	GS	AB	R	H	2B	3B	HR	RBI	TB	SLG%	BB	HBP	SO	GDP	OB%	SF	SH	SB	ATT	PO	A	E	FLD%
2011	.182	35	23	66	6	12	2	0	2	9	20	.303	6	2	16	0	.270	0	0	0	0	17	1	3	.857
2012	.258	57	57	132	12	34	2	0	1	14	39	.295	20	0	18	2	.348	3	1	2	2	394	9	9	.978
TOTAL	.232	92	80	198	18	46	4	0	3	23	59	.298	26	2	34	2	.323	3	1	2	2	411	10	12	.972





# ERIKA HOFFNER



**Class:** Sophomore

**Hometown:** Alpharetta, Ga.

**High School:** Chattahoochee

**Position:** Outfielder

**B/T:** L/R

# 28



### Freshman Season (2012):

Appeared in 40 games primarily as a pinch-runner or defensive replacement ... recorded seven runs scored ... stole three bases in five attempts ... amassed runs against St. John's, Wisconsin, UC Santa Barbara and N.C. State ... recorded one at-bat in her freshman year at North Florida ... appeared in 17 of 21 conference games.

### High School:

Excelled at Chattahoochee High ... also played club softball for the Georgia Fire 18U Gold ... honored as an all-academic student-athlete all four years in high school ... named best defensive player as a sophomore and senior ... three-time Hustle Award winner ... earned Coach's Award and Captain's Award as a senior ... PTSA All-Academic Athlete ... earned Wendy's High School Heisman Scholarship ... third highest batting average ever at her high school ... all-region second baseman as a junior ... all-state nominee as a senior ... four-year honor roll student ... formerly a member of the Beta Club.

### Personal:

Born Feb. 28, 1993 ... majoring in exercise science ... daughter of Yo Hoffner and Marla Bowler ... favorite movie is "Harry Potter" ... most played song on iPod is "Magic" by Ladyhawke ... plays the violin ... wants to be a sports orthopedic surgeon ... likes frozen yogurt over ice cream ... favorite

class is math ... watches "Criminal Minds" ... wears number 28 because it's the day of her birthday ... proudest moment was committing to Florida State ... great aunt was part of the Florida State circus.

### Career Highs

**Runs scored:** 1, 7 times  
**At bats:** 1, at North Florida, May 01, 2012  
**Stolen bases:** 1, at Virginia, Mar 24, 2012 ; at Maryland, May 06, 2012 ; vs N.C. State, May 10, 2012  
**Caught stealing:** 1, at LSU, Apr 18, 2012 ; Boston College, Apr 21, 2012

### Career Statistics at Florida State

Year	Avg	GP	GS	AB	R	H	2B	3B	HR	RBI	TB	SLG%	BB	HBP	SO	GDP	OB%	SF	SH	SB	ATT	PO	A	E	FLD%
2012	.000	40	0	1	7	0	0	0	0	0	0	.000	0	0	0	0	.000	0	0	3	5	0	0	0	.000
TOTAL	.000	40	0	1	7	0	0	0	0	0	0	.000	0	0	0	0	.000	0	0	3	5	0	0	0	.000

# ERIKA LEONARD



**Class:** Sophomore

**Hometown:** Cincinnati, Ohio

**High School:** Mother of Mercy

**Position:** Catcher

**B/T:** R/R

# 15



### Freshman Season (2012):

Established the single-season school record for walks with 52, breaking the previous mark of 49 held by Brandi Stuart in 2002 ... batted .262 with four home runs, 24 RBIs, nine doubles and 20 runs scored ... recorded the highest on-base percentage on the team at .484, a mark that is 10th-best in school history ... finished 10th nationally in walks per game ... batted .325 against ACC competition ... led the conference in walks and tied with Virginia Tech's Courtney Liddle for the league lead in on-base percentage ... as a freshman, she started 54 games at catcher and another seven as the designated player ... recorded six multiple-hit games and three multiple-RBI games ... reached base in 10 consecutive games ... had 14 multiple-walk games, including a season-high four base-on-balls versus Georgia Tech in game one of a doubleheader on April 15 ... named to the Bank of Hawaii All-Tournament Team after going 5-for-11 with two doubles, three RBIs and three runs scored ... her first career home run as a Seminole came in the form of a game-winning grand slam on Feb. 24 versus Wisconsin to help FSU to a 6-2 victory at the Citrus Classic ... recorded home runs against Jacksonville, Virginia and Troy ... finished with four RBIs in first meeting against Wisconsin and three RBIs following a three-run home run against Troy ... recorded three-hit performances against Wisconsin and Virginia ... scored multiple runs against Western Carolina and UC Santa Barbara ... had two doubles in a win over Virginia on March 25.

### High School:

Displayed incredible offensive numbers at Mother of Mercy High ... set numerous school records, including ones for batting average, home runs, fielding percentage and runs scored ... named a finalist for the 25th Annual LaRosa's MVP of the Year award, which is one of the oldest preps-sports honors in the Greater Cincinnati area ... led her high school squad to a 22-3 record while advancing to regionals, the best season in school history ... four-time batting champion in the Girls' Greater Cincinnati League Scarlet division ... named Cincinnati Division II Softball Player of the Year as a junior ... named first-team all-state, first-team all-metro and GGCL Player of the Year as a senior ... second-team all-state performer in freshman, sophomore and junior seasons ... earned LaRosa MVP of the Week honors in her illustrious career ... invited to participate in the Club USA Tournament in Hawaii, where she won the National High School Home Run Derby.

### Personal:

Born Sept. 21, 1992 ... majoring in sociology ... daughter of Sherri and Jayme Leonard ... played for the Gold Coast Hurricanes club team ... four-year honor roll student in high school.

### Career Highs

**Hits:** 3, vs Wisconsin, Feb 24, 2012 ; at Virginia, Mar 25, 2012  
**Doubles:** 2, at Virginia, Mar 25, 2012  
**Home runs:** 1, 4 times  
**Total bases:** 8, at Virginia, Mar 25, 2012  
**RBIs:** 4, vs Wisconsin, Feb 24, 2012  
**Runs scored:** 2, Western Carolina, Feb 17, 2012 ; vs UC Santa Barbara, Mar 04, 2012  
**Walks:** 4, Georgia Tech, Apr 15, 2012  
**Hit by pitch:** 1, 4 times  
**Struck out:** 2, Jacksonville, Mar 20, 2012 ; at Virginia, Mar 24, 2012  
**At bats:** 4, North Carolina, Apr 01, 2012 ; vs Wisconsin, Feb 24, 2012  
**Stolen bases:** 1, Jacksonville, Mar 20, 2012  
**Field chances:** 13, UCF, Feb 22, 2012  
**Putouts:** 11, 4 times  
**Assists:** 2, 7 times  
**Runners CS:** 2, Mississippi, Feb 10, 2012

### Career Statistics at Florida State

Year	Avg	GP	GS	AB	R	H	2B	3B	HR	RBI	TB	SLG%	BB	HBP	SO	GDP	OB%	SF	SH	SB	ATT	PO	A	E	FLD%
2012	.262	62	61	130	20	34	9	0	4	24	55	.423	52	4	22	1	.484	0	0	1	1	334	29	2	.995
TOTAL	.262	62	61	130	20	34	9	0	4	24	55	.423	52	4	22	1	.484	0	0	1	1	334	29	2	.995



# JESSICA NORI



**Class:** Redshirt Junior

**Hometown:** Weston, Fla.

**High School:** St. Thomas Aquinas

**Position:** Pitcher

**B/T:** R/R

# 26



### Redshirt Sophomore Season (2012):

Was a formidable part to FSU's depth-filled pitching staff ... tied school single-season record with four saves ... finished 16th nationally in saves ... went 4-4 with a 2.06 ERA ... threw 51 innings and made 24 appearances, including five games started ... held opponents to a .237 batting average and did not allow a triple all season ... led the Seminoles with a 1.29 ERA in conference play ... named to the Capital One Academic District 4 Softball Team ... All-ACC Softball Academic Team ... earned her four saves against Florida Gulf Coast (March 29), Georgia Tech twice (April 15 and 16) and N.C. State in the ACC Tournament (May 10) ... tied for second in saves in the ACC with teammate Bailey Schinella ... led the conference with 17 games finished ... second in the ACC with 19 games in relief ... her two critical saves delivered in pressure-filled situations against Georgia Tech were shown on ESPN3 and ESPNU ... contributed greatly to FSU's school-record 10 team saves, breaking the single-season school record of seven held in 2002 ... enjoyed an excellent season as a reliever, garnering just a 0.87 ERA in 19 relief appearances ... as a reliever, she allowed just four earned runs in 32.1 innings pitched and walked just five with 20 strikeouts ... earned wins against Mississippi (Feb. 10), Virginia Tech (April 7), Florida A&M (April 10) and Maryland (May 5).

### Redshirt Freshman Season (2011):

Finished 8-5 with a 2.84 ERA ... tossed three complete games ... threw 88.2 innings and struck out 40 while allowing 97 base hits ... opponents hit .278 against her ... walked just 21 batters all season, averaging one base-on-ball per four innings ... made 22 appearances, which includes 11 starts ... named an NFCA All-America Scholar-Athlete ... had two tremendous performances in the NCAA postseason, earning victories against Georgia State (no runs in 3.1 relief innings) and UAB (one run allowed in six innings pitched) ... ended the regular season with 6.1 scoreless innings pitched against Georgia Tech on May 8 and Virginia on May 14 ... pitched six or more innings in six of her 11 starts ... also threw five or more relief innings against Virginia Tech, Mercer, North Florida and Georgia ... earned first career victory over Middle Tennessee on Feb. 18, allowing one run on three hits while fanning five ... also posted wins versus Mercer, North Florida, Boston College and Georgia Tech ... one of her best relief appearances against nationally-ranked Georgia Tech on May 8 when she allowed just two hits in the final 4.1 innings to get the victory.

### Freshman Season (2010):

Stayed with FSU as a team manager.

### High School:

Extremely productive player at St. Thomas Aquinas High ... 2008 Sun Sentinel Second Team ... 2009 Miami Herald First Team ... 2010 Florida ASA state champions ... honor roll in all four years.

### Personal:

Born on Feb. 26, 1991 ... double majoring in entrepreneurship and professional sales ... daughter of Peter and Sandra Nori ... favorite flavor of ice cream is mint chocolate chip ... wants to run her own company one day ... wears number 26 because it's the day of her birthday ... always bakes for road trips ... favorite home cooked meal are tacos ... most watched TV channels are ESPN and MLB Network ... favorite fast food meal is a Chick-Fil-A sandwich ... reads People Magazine and Sports Illustrated ... favorite movies are "Sweet Home Alabama" and "The Proposal" ... proudest moment was making the FSU softball team.

### Career Highs

**Innings pitched:** 7.0, at Virginia Tech, Apr 07, 2012 ; Virginia, Apr 09, 2011  
**Walks allowed:** 4, at Georgia Tech, May 07, 2011  
**Strikeouts:** 6, Mercer, Apr 12, 2011 ; at Georgia Tech, May 07, 2011  
**Batters faced:** 33, at Georgia Tech, May 07, 2011  
**Field chances:** 3, 4 times  
**Putouts:** 1, Georgia Tech, Apr 15, 2012 ; vs San Diego State, May 19, 2012 ; Virginia Tech, Apr 03, 2011  
**Assists:** 3, Florida Gulf Coast, Mar 29, 2012 ; Virginia Tech, Apr 02, 2011  
**Runners CS:** 1, 5 times

### Career Statistics at Florida State

Year	ERA	W	L	App	GS	CG	SHO	CBO	SV	IP	H	R	ER	BB	SO	2B	3B	HR	BF	B/AvgWP	HBP	BK	SFA	SHA	
2011	2.84	8	5	22	11	3	0	0	0	88.2	97	49	36	21	40	14	1	6	387	.278	1	4	0	1	12
2012	2.06	4	4	24	5	1	0	2	4	51.0	47	20	15	9	29	10	0	4	218	.237	2	4	3	1	6
TOTAL	2.56	12	9	46	16	4	0	2	4	139.2	144	69	51	30	69	24	1	10	605	.263	3	8	3	2	18

**7 WCWS APPEARANCES ♦ 11 ACC TITLES**



# MADDIE O'BRIEN



**Class:** Redshirt Sophomore

**Hometown:** Palm Harbor, Fla.

**High School:** Palm Harbor University

**Position:** Infielder

**B/T:** L/R

# 7



### Redshirt Freshman Season (2012):

Established herself as FSU's best run-producer ... despite missing seven games due to concussion-like symptoms, managed to lead the team with 43 RBIs ... her RBI total ranks just outside of the Top 10 single-season list in school history ... tied for the third-most in the ACC in 2012 ... finished the year batting .260 with eight home runs, 11 doubles, a .507 slugging percentage and 31 walks ... O'Brien led FSU in doubles and sacrifice flies (5) ... sixth nationally in sacrifice flies ... first in the ACC in sacrifice flies ... eighth in the ACC in walks ... ninth in the conference with 96 assists ... named to the ACC All-Tournament Team after going 2-for-5 with one home run and two RBIs in two games played ... led the Seminoles with 11 multiple RBI games ... recorded eight multiple hit games ... held an eight-game hitting streak ... reached base in 10 consecutive games ... batted in the third (40), fourth (6), fifth (1) and seventh (8) spots throughout the season ... earned the co-rookie of the year award at team banquet ... tallied seven RBIs in a doubleheader victory over NCAA Regional team Florida Gulf Coast on March 29 ... in a doubleheader against Jacksonville on March 20, went 4-for-5 with one home run and six RBIs ... had a career day in FSU's 13-4 win over UC Santa Barbara on March 4, tallying two home runs and six RBIs in the victory ... hit a walk-off three-run home run to end the game and give FSU the mercy-rule win ... O'Brien's six RBIs were the most by a Seminole in a game since former player Kaleigh Rafter also drove in six versus Virginia on April 25, 2009 ... her multiple-RBI performances include six against UC Santa Barbara, five against Florida Gulf Coast in game two of a doubleheader and four against Boston College (April 20) ... also posted three 3-RBI performances against Jacksonville and N.C. State ... her eight home runs are tied for ninth on the school's single-season list.

### Career Highs

**Hits:** 2, 7 times  
**Doubles:** 2, Boston College, Apr 20, 2012  
**Triples:** 1, Tennessee Tech, Feb 11, 2012  
**Home runs:** 2, vs UC Santa Barbara, Mar 04, 2012  
**Total bases:** 8, vs UC Santa Barbara, Mar 04, 2012  
**RBIs:** 6, vs UC Santa Barbara, Mar 04, 2012  
**Runs scored:** 2, 4 times  
**Walks:** 3, vs UCLA, May 19, 2012  
**Struck out:** 2, Tennessee Tech, Feb 11, 2012; UCF, Feb 22, 2012; at Hawai'i, Mar 04, 2012  
**Sac flies:** 2, Florida Gulf Coast, Mar 29, 2012  
**At bats:** 5, at Maryland, May 06, 2012  
**Stolen bases:** 1, vs UCLA, May 19, 2012  
**Caught stealing:** 1, vs N.C. State, May 10, 2012  
**Field chances:** 8, Jacksonville, Mar 20, 2012  
**Putouts:** 4, vs UCLA, May 19, 2012  
**Assists:** 6, Jacksonville, Mar 20, 2012

### Freshman Season (2011):

Received a medical redshirt after sitting out the season with a nagging ankle injury.

### High School:

All-state player in freshman and senior seasons at Palm Harbor University High ... all-conference, all-county and all-state player during her senior year ... Gold Glove winner as a freshman ... honor roll student in all four years ... won the 2009 18U USA national championship with the Tampa Mustangs, which was coached by Walt Rozanski, Bob Diez and Tim Mouse ... named 5A all-state second team and Gold Glove winner from the St. Petersburg Times as a freshman ... member of the National Honor Society ... ESPN Rise First Team All American ... MaxPreps/Gatorade First Team All American ... 6A all-state offensive player of the year ... 6A all-state first team ... Pinellas County Player of the Year and All-Suncoast Player of the Year ... finished senior season batting .658 with 52 hits, 12 doubles, 4 triples, 7 home runs (2 grand slams) and 53 RBIs.

### Personal:

Born March 26, 1992 ... majoring in editing, writing and media ... daughter of Candi and Mike O'Brien ... has one brother ... wants to design her own clothing line ... favorite dessert is frozen yogurt ... favorite drink is milk ... names the ability to let everything else go and live for the moment as a team as qualities that make a team leader ... idolized Mickey Mantle as a child ... says the best part of being an ACC student-athlete is playing in front of a big crowd.

### Career Statistics at Florida State

Year	Avg	GP	GS	AB	R	H	2B	3B	HR	RBI	TB	SLG%	BB	HBP	SO	GDP	OB%	SF	SH	SB	ATT	PO	A	E	FLD%
2012	.260	56	55	150	27	39	11	1	8	43	76	.507	31	0	17	1	.376	5	0	1	2	53	96	11	.931
TOTAL	.260	56	55	150	27	39	11	1	8	43	76	.507	31	0	17	1	.376	5	0	1	2	53	96	11	.931



# LINDSEY PEPPERS



**Class:** Sophomore  
**Hometown:** Tallahassee, Fla.  
**High School:** Maclay  
**Position:** Outfielder  
**B/T:** R/R

# 10



### Freshman Season (2012):

Given the Seminole Warrior Award for her excellence in strength and conditioning ... became known as a hard-working, energetic player who was willing to serve in any role ... primarily the team's bullpen catcher ... pinch ran against North Florida on May 1 ... did not register an at-bat.

### High School:

Received numerous awards at Maclay High ... played varsity softball from 2007-11 ... team captain in her final three seasons ... won the H.E.A.D. Award in 2010, the sportsmanship award in 2009 and the coaches award in 2008 ... was a baserunning champion ... named to the high honor roll from 2007-11 ... member of the French Honor Society ... president of the 4H District 3 ... girls state lieutenant governor in 2010 ... also participated in horseback riding and the Tallahassee bible study.

### Personal:

Born Dec. 8, 1992 ... majoring in hospitality management ... daughter of Elva and Steve Peppers ... has one brother and one sister ... played volleyball, basketball and softball in high school ... favorite ice cream flavor is Moose Tracks ... favorite movie is "Lion King" ... National Geographic is her favorite magazine ... watches "Modern Family" ... friends are

something she could not live without ... names dedication and responsibility as qualities that make a team leader.

### Career Statistics at Florida State

Year	Avg	GP	GS	AB	R	H	2B	3B	HR	RBI	TB	SLG%	BB	HBP	SO	GDP	OB%	SF	SH	SB	ATT	PO	A	E	FLD%
2012	.000	1	0	0	0	0	0	0	0	0	0	.000	0	0	0	0	.000	0	0	0	0	0	0	0	.000
TOTAL	.000	1	0	0	0	0	0	0	0	0	0	.000	0	0	0	0	.000	0	0	0	0	0	0	0	.000



# MONICA PERRY



**Class:** Redshirt Senior

**Hometown:** Whitesburg, Ga.

**High School:** Union Grove

**Position:** Pitcher

**B/T:** R/R

# 55



### Redshirt Junior Season at FSU (2012):

Had a fantastic first year in the circle with the Seminoles ... finished 22-6 with a 1.54 ERA ... led the FSU pitching staff in wins, appearances (35), games started (32), complete games (14), innings pitched (191) and strikeouts (199) ... All-ACC First Team member ... two-time ACC Pitcher of the Week ... finished 29th nationally in earned run average ... named Louisville Slugger Division I National Player of the Week on Feb. 28 after going 3-0 and allowing just three runs in 21.1 innings pitched against UCF, St. John's, Marshall and Wisconsin ... showed a 0.98 ERA in that time span and struck out 37 of her 78 batters faced ... came within three outs against Marshall of throwing the first perfect game by a Seminole since Casey Hunter did so in 2004 ... earned the circle award as the team's top pitcher at the team banquet ... earned victories in the circle in all four of FSU's Top 25 wins from the 2012 season ... dominated Women's College World Series participant LSU on the road by pitching seven innings allowing just one run on five hits ... defeated North Carolina twice, including in a nationally-televised ESPN contest where she struck out 11 and surrendered just one run in seven frames ... led FSU at the NCAA Regional at UCLA, defeating the 12th-seeded Bruins by allowing just one run in another complete-game performance ... in three games played at the UCLA Regional, Perry allowed one earned run in 16.1 innings pitched while walking just two and striking out 11 ... recorded shutout performances against N.C. State (March 10), Tennessee-Chattanooga (March 13), Northwestern (March 17) and Virginia (March 24) ... had double-digit strikeouts against Hawaii (13), North Carolina (11), Marshall (11) and St. John's (10) ... held the opposition to just a .193 batting average ... carried an impressive streak during the season in which she did not allow an earned run in 46.1 innings pitched ... went 3-0 with a 0.86 ERA and 28 strikeouts at the Citrus Classic ... did not allow an earned run in two starts against Hawaii and Rutgers at the Bank of Hawaii Invitational ... absorbed three losses in 2012 when she did not allow an earned run ... averaged over one strikeout per inning pitched during the season ... finished in the top 10 in the ACC in 14 major categories ... second in ERA ... fourth with seven home runs allowed ... fourth with 42 earned runs allowed ... fourth in opposing batting average ... fifth with 56 runs allowed ... fifth with 32 games started ... fifth in wins ... fifth with 46 batters struckout looking ... sixth with 45 walks allowed ... sixth with 199 strikeouts ... seventh with 20 sacrifice bunts allowed ... seventh with 191 innings pitched ... seventh with 35 appearances ... 10th with 132 hits allowed ... batted .250 (4-for-16) on the season with one home run and three RBIs ... recorded the team's first home run of the season on Feb. 11 against Tennessee Tech ... had an RBI double versus Jacksonville on March 20.

### Career Highs

**Hits:** 1, 4 times  
**Doubles:** 1, Jacksonville, Mar 20, 2012  
**Home runs:** 1, Tennessee Tech, Feb 11, 2012  
**Total bases:** 4, Tennessee Tech, Feb 11, 2012  
**RBIs:** 2, Tennessee Tech, Feb 11, 2012  
**Runs scored:** 1, Tennessee Tech, Feb 11, 2012 ; Mississippi, Feb 12, 2012  
**Hit by pitch:** 1, Mississippi, Feb 12, 2012  
**Struck out:** 2, Jacksonville, Mar 20, 2012 ; at Virginia, Mar 24, 2012  
**At bats:** 3, Tennessee Tech, Feb 11, 2012 ; Jacksonville, Mar 20, 2012  
**Innings pitched:** 7.0, 10 times  
**Walks allowed:** 4, Georgia Tech, Apr 15, 2012  
**Strikeouts:** 13, at Hawaii, Mar 04, 2012  
**Batters faced:** 33, Georgia Tech, Apr 15, 2012  
**Field chances:** 8, at North Florida, May 01, 2012  
**Putouts:** 2, 5 times  
**Assists:** 6, at North Florida, May 01, 2012  
**Runners CS:** 1, vs Radford, Mar 03, 2012 ; vs San Diego State, May 18, 2012

### Redshirt Sophomore Season at FSU (2011):

Sat out the year in compliance with NCAA transfer rules.

### Sophomore Season at Illinois (2010):

Finished 25-7 with a 2.27 ERA as one of the top pitchers in the Big Ten ... recorded 171 strikeouts and 14 complete games ... led the Illini with 38 appearances and 32 starts ... All-Big Ten Second Team ... Big Ten Pitcher of the Week on April 19 ... opponents batted just .229.

### Freshman Season at Illinois (2009):

Established a single-season school record with 223 strikeouts in 44 appearances ... pitched 247.2 innings and made 39 starts ... finished 24-15 with a 3.99 ERA ... threw a no-hitter against Wisconsin on April 4.

### Personal:

Born Jan. 4, 1990 ... majoring in environmental studies ... daughter of Robert and Kathryn Perry ... has two sisters ... wants to become a wildlife biologist ... says her dog Lola is something she cannot live without ... favorite dessert is oatmeal raisin cookies ... favorite movie is "Star Wars" ... says it is important to stay in school because "no one can take away your knowledge" ... doesn't eat meat ... says the best part of being an ACC student-athlete is playing around home.

### Career Statistics at Florida State

Year	ERA	W	L	App	GS	CG	SHO	CBO	SV	IP	H	R	ER	BB	SO	2B	3B	HR	BF	B/AvgWP	HBP	BK	SFA	SHA	
2012	1.54	22	6	35	32	14	4	3	0	191.0	132	56	42	45	199	36	4	7	764	.193	8	13	0	3	20
TOTAL	1.54	22	6	35	32	14	4	3	0	191.0	132	56	42	45	199	36	4	7	764	.193	8	13	0	3	20



# BAILEY SCHINELLA



**Class:** Sophomore


**Hometown:** Valrico, Fla.

**High School:** Newsome

**Position:** Pitcher

**B/T:** R/R

# 27



### Freshman Season (2012):

Tied the single-season saves record with four in just her first year ... 16th nationally in saves ... recorded four saves for FSU just over a month into the season, picking up her fourth on March 17 against Fairfield ... likely would have broken the season record but was forced to miss a long period of time following a concussion sustained in practice on March 31 ... also notched saves against Tennessee Tech (Feb. 11), North Dakota State (Feb. 18) and St. John's (Feb. 24) ... threw 21 innings on the season and recorded a 1.67 ERA ... only was able to participate in one regular-season conference game due to her concussion, throwing a scoreless inning against N.C. State on March 11 ... made 13 appearances in the regular season ... held opponents to a .171 batting average ... against non-conference opponents, she had a 0.74 ERA in 11 appearances ... allowed just one extra base hit in 19 innings pitched against non-conference opponents ... had a season-high four strikeouts in three innings pitched against UC Santa Barbara on March 4, earning the victory ... her three innings thrown against the Gauchos was also her longest relief appearance ... made her FSU debut in the season opener against Stephen F. Austin, earning the nine-inning win after throwing 2.1 scoreless innings in relief ... finished 2-1 on the year ... tied with teammate Jessica Nori for second in the conference in saves ... tied for third in the ACC with 12 games finished ... tied for third in the conference with 13 games in relief ... named to the All-ACC Academic Softball Team.

### High School:

One of the top pitchers in Florida while at Newsome High ... all-state and all-county selection in her sophomore and senior years ... also an All-Western Conference pick as a sophomore and senior ... St. Petersburg Times All-Suncoast Team ... won the 18U Gold National Championship in 2011 as part of Team North Florida ... 18U Gold Boulder Champions in the Independence Day Tournament ... selected as an Adidas Futures Top 100 Elite Camp participant in 2008 and played in the Adidas Futures All-Star Game in Boulder, Colo.

### Personal:

Born March 22, 1993 ... majoring in business ... daughter of Beth and Jerry Schinella ... favorite movie is "Remember the Titans" ... favorite flavor of ice cream is chocolate ... wants to become a successful businesswoman ... cannot live without chocolate ... most watched TV show is "Boy Meets World" ... wears number 27 because her travel ball number was 7 and high school number was 21 so it's "both squished together" ... favorite home-cooked meal is pasta and chicken ... proudest moment was winning 18-U Gold nationals ... used to twirl the baton.

### Career Highs

**Struck out:** 1, Coastal Carolina, Feb 18, 2012  
**At bats:** 2, Coastal Carolina, Feb 18, 2012 ; UCF, Feb 22, 2012  
**Innings pitched:** 3.0, vs UC Santa Barbara, Mar 04, 2012  
**Walks allowed:** 2, Tennessee Tech, Feb 11, 2012 ; vs Georgia Tech, May 11, 2012  
**Strikeouts:** 4, vs UC Santa Barbara, Mar 04, 2012  
**Batters faced:** 12, vs UC Santa Barbara, Mar 04, 2012  
**Field chances:** 2, Stephen F. Austin, Feb 10, 2012 ; Tennessee Tech, Feb 11, 2012  
**Assists:** 2, Stephen F. Austin, Feb 10, 2012 ; Tennessee Tech, Feb 11, 2012

### Career Statistics at Florida State

Year	ERA	W	L	App	GS	CG	SHO	CBO	SV	IP	H	R	ER	BB	SO	2B	3B	HR	BF	B/AvgWP	HBP	BK	SFA	SHA	
2012	1.67	2	1	13	0	0	0	4	4	21.0	13	7	5	8	13	0	0	1	88	.171	3	1	0	0	3
TOTAL	1.67	2	1	13	0	0	0	4	4	21.0	13	7	5	8	13	0	0	1	88	.171	3	1	0	0	3

# COURTNEY SENAS



**Class:** Junior

**Hometown:** Wahiawa, Hawaii

**High School:** Mililani

**Position:** Outfielder

**B/T:** R/R

8



### Sophomore Season (2012):

Improved as a hitter in her second year ... batted .296 with two home runs, 26 RBIs, nine doubles and two triples ... nearly cut her strikeout total in half from her freshman year, fanning just 27 times ... behind Tiffani Brown, Senas emerged as FSU's next-best stolen base threat by recording 19 steals in 23 attempts ... scored 28 runs ... third on the team with nine multiple-hit games ... fifth with five multiple RBI performances ... held a seven-game hitting streak ... reached base in 11 straight games ... started 55 games at centerfield but also made eight starts at shortstop in place of injured Maddie O'Brien ... delivered three-hit performances against Stephen F. Austin (Feb. 10), UC Santa Barbara (March 2), Georgia Tech (April 15) and North Florida (May 1) ... hit for the cycle in a doubleheader sweep over North Florida, combining to go 5-for-7 with one home run, two RBIs, one double and one triple with three runs scored ... finished 3-for-4 with two doubles and three RBIs against Georgia Tech in game two of a doubleheader ... tied her season high with two runs scored on six occasions ... second on the team with four sacrifice flies ... won the regular-season batting title with Tiffani Brown ... finished 5-for-15 at the Citrus Classic ... selected to the Bank of Hawaii Invitational All-Tournament Team ... tied for eighth in the ACC with 55 base hits ... tied for fourth in sacrifice flies ... seventh in the conference in stolen bases.

### Freshman Season (2011):

Started 57 of the team's 60 games in centerfield ... batted .291 with five home runs, 23 RBIs, eight doubles and two triples ... stole 21 bases ... moved around often in the batting order, hitting first, second, fifth, sixth, seventh, eighth and ninth in the lineup ... recorded 14 multiple-hit games as a freshman ... named to the ACC All-Tournament Team after hitting .600 with two home runs and five RBIs in FSU's three games ... had one of the most clutch hits of the year when she hit an offering from UNC pitcher Lori Spingola for a two-run home run in the sixth inning of the ACC Championship Game to give FSU a 4-0 lead ... in that same championship game against the Tar Heels, Senas hit an

RBI double to provide the Seminoles with a 2-0 advantage ... ended the year on a strong note, batting .417 with two home runs, seven RBIs and 10 base hits in FSU's final eight games ... hit home runs against Middle Tennessee, Utah, Boston College, Virginia and UNC ... her first collegiate round-tripper came in the form of a grand slam versus Middle Tennessee on Feb. 18.

### High School:

Starred at Mililani High ... four-time first team all-state shortstop ... 2007 O'ahu Interscholastic Association West Player of the Year ... three-time OIA West First Team shortstop ... two-time position player of the year ... 2010 Mililani High School Female Athlete of the Year ... 2009 MHS softball Most Valuable Player ... also played two years of basketball and ran four years of track & field in high school.

### Personal:

Born Jan. 31, 1992 ... majoring in interdisciplinary social science ... daughter of Chad and Janette Senas ... has three sisters and one brother ... wants to be an FBI agent or chief of police ... plays the ukulele ... cotton candy is her favorite ice cream flavor ... played basketball, ran track and played softball in high school ... wears number 8 because she is the eighth Senas in her family ... prays before every game ... names her hamster "PeeWee" as something she cannot live without.

### Career Highs

**Hits:** 3, 7 times  
**Doubles:** 2, Georgia Tech, Apr 15, 2012 ; at Georgia Tech, May 08, 2011  
**Triples:** 1, 4 times  
**Home runs:** 1, 7 times  
**Total bases:** 8, Georgia Tech, Apr 15, 2012  
**RBIs:** 4, Middle Tennessee St., Feb 18, 2011  
**Runs scored:** 3, at Boston College, Apr 16, 2011 ; at UNC Greensboro, Feb 12, 2011 ; Middle Tennessee St., Feb 19, 2011  
**Walks:** 1, 27 times  
**Hit by pitch:** 1, N.C. State, Mar 11, 2012 ; at UNC Greensboro, Feb 12, 2011  
**Struck out:** 3, at Hawai'i, Mar 04, 2012 ; vs Mississippi State, Mar 11, 2011  
**Sac flies:** 1, 5 times  
**Sac bunts:** 1, 4 times  
**At bats:** 6, vs Mississippi State, Mar 11, 2011  
**Stolen bases:** 2, 8 times  
**Caught stealing:** 1, 10 times  
**Field chances:** 6, vs Fairfield, Mar 17, 2012  
**Putouts:** 4, Tenn.-Chattanooga, Mar 13, 2012  
**Assists:** 5, vs Fairfield, Mar 17, 2012

### Career Statistics at Florida State

Year	ERA	W	L	App	GS	CG	SHO	CBO	SV	IP	H	R	ER	BB	SO	2B	3B	HR	BF	B/AvgWP	HBP	BK	SFA	SHA	
2011	.291	59	57	165	29	48	8	2	5	23	75	.455	14	1	48	0	.348	1	4	21	27	61	4	2	.970
2012	.296	63	63	186	28	55	9	2	2	26	74	.398	14	1	27	0	.341	4	0	19	23	53	24	5	.939
TOTAL	.293	122	120	351	57	103	17	4	7	49	149	.425	28	2	75	0	.345	5	4	40	50	114	28	7	.953





# LACEY WALDROP



**Class:** Sophomore

**Hometown:** Chester, Va.

**High School:** Thomas Dale

**Position:** Pitcher

**B/T:** R/R

# 13



### Freshman Season (2012):

Had a remarkable first year with the Seminoles, finishing 19-5 with a team-best 1.33 ERA ... also led one of the nation's top pitching staffs with six shutouts ... held the opposition to a .179 batting average and allowed just 21 extra base hits in 162.2 innings pitched on the season ... named to the All-ACC Second Team, becoming just the third freshman pitcher in school history to garner an All-ACC accolade, joining former players Niki Zenger (1995) and Jessica van der Linden (2001) ... led the conference in earned run average ... second in opposing batting average ... second with 31 earned runs allowed ... fourth with two saves ... sixth in wins ... sixth with 107 hits allowed ... eighth in innings pitched ... eighth with 139 strikeouts ... named the co-rookie of the year at the team banquet ... twice earned ACC Pitcher of the Week honors ... earned her second conference pitcher of the week award after going 2-0 with 20 strikeouts in 18.2 innings against Troy and Boston College ... won her first ACC Pitcher of the Week honor after going 4-0 in four appearances against Jacksonville, Florida A&M and Virginia, allowing just two earned runs in 21 innings pitched ... pitched FSU's lone no-hitter of the season in a five-inning victory over Ole Miss on Feb. 12 ... held a streak of 28 consecutive innings pitched without allowing an earned run ... named to Bank of Hawaii Invitational All-Tournament Team ... also had streaks of 25 consecutive scoreless innings pitched and 13 straight hitless innings pitched ... tossed 10 complete games on the year ... recorded shutouts against Tennessee Tech (Feb. 11), Ole Miss (Feb. 12), Mercer (Feb. 19), Southern Illinois (Feb. 25), Virginia (March 24) and against Boston College (April 21-22) ... had saves against Virginia Tech (April 7) and Florida A&M (April 10) ... allowed two runs or less in all 10 of her complete games ... gave up just 12 doubles and six home runs on the season ... made one NCAA postseason start, throwing 2.1 shutout innings against San Diego State on May 19.

### Career Highs

**Innings pitched:** 7.0, 7 times  
**Walks allowed:** 4, Mississippi, Feb 10, 2012 ; at Maryland, May 05, 2012  
**Strikeouts:** 10, at Virginia, Mar 24, 2012  
**Batters faced:** 32, Mississippi, Feb 10, 2012  
**Field chances:** 7, vs UC Santa Barbara, Mar 02, 2012  
**Putouts:** 2, vs Wisconsin, Feb 24, 2012  
**Assists:** 7, vs UC Santa Barbara, Mar 02, 2012  
**Runners CS:** 2, Mississippi, Feb 10, 2012

### High School:

Fantastic pitcher at Thomas Dale High ... first-team all-state selection as a senior ... metro and district pitcher of the year in her last season ... first-team all-district, all-metro and all-region as a junior ... district pitcher of the year and second-team all-state selection in junior season ... district, region and metro pitcher of the year in sophomore campaign ... second-team all-state pick as well as first-team all-district, all-metro and all-region selection in second year ... as a freshman, was named first-team all-district, all-region and all-metro ... second-team all-state and all-district ... picked up metro pitcher of the year honors as a freshman ... Gatorade Player of the Year nominee following superb senior season ... Richmond Times-Dispatch Player of the Week.

### Personal:

Born March 6, 1993 ... majoring in editing, writing and media ... daughter of Beth and Chuck Waldrop ... aspires to be a forensic scientist, geneticist or another related occupation following her collegiate years ... was a member of a community service club called the Keyettes as well as the Ecology Club in high school.

### Career Statistics at Florida State

Year	ERA	W	L	App	GS	CG	SHO	CBO	SV	IP	H	R	ER	BB	SO	2B	3B	HR	BF	B/AvgWP	HBP	BK	SFA	SHA	
2012	1.33	19	5	34	26	10	6	3	2	162.2	107	44	31	36	139	12	3	6	660	.179	6	9	0	2	16
TOTAL	1.33	19	5	34	26	10	6	3	2	162.2	107	44	31	36	139	12	3	6	660	.179	6	9	0	2	16

# NEWCOMERS

## COURTNEY ADAMS



**Class:** Freshman  
**Hometown:** Crestview, Fla.  
**High School:** Niceville  
**Position:** Outfielder  
**B/T:** L/R

9

### High School:

A standout player at Niceville High ... four-time All-American and four-time all-area performer ... helped Niceville to two state championships in 2010 and 2011 and two regional championships in 2011 and 2012 ... finished as the state runner-ups in her senior year ... named the Wendy's Heisman 2011 High School winner ... Northwest Florida State College Dean's List and President's List honors ... member of the National Honors Society ... member of SSTRIDE (Science Students Together Reaching Instructional Diversity & Excellence) ... served as her high school class' secretary, vice president and officer ... part of the Fellowship of Christian Athletes ... member of SADD (Students Against Driving Drunk).

### Personal:

Born on Feb. 9, 1994 ... majoring in exercise science ... daughter of Michelle and Phillip Adams ... was a cheerleader for 14 years, including all her years in high school ... plans to go to medical school and become a doctor someday ... favorite movie is "P.S. I Love You" ... favorite class is writing ... says the best part of being an ACC student-athlete is having the opportunity to live her dream ... artist most played on her iPod is Taylor Swift ... favorite accessory in her wardrobe is her yoga pants ... her most memorable victory going into her freshman year at FSU is winning the state title as a junior in high school ... grew up with five dogs and one cat ... related to actress, singer and dancer Victoria Justice, who appeared in several Nickelodeon series ... played for High Intensity Softball.

## KAITLIN ALLEN



**Class:** Freshman  
**Hometown:** Tulsa, Okla.  
**High School:** Jenks  
**Position:** Infielder  
**B/T:** R/R

48

### High School:

Standout player at Jenks High ... earned all-state in fast-pitch her senior year ... all-conference player as a sophomore and junior ... led her team to a 36-5 record as a senior ... batted .396 in her final season and recorded 25 RBIs, 11 stolen bases, 38 base hits, two home runs and 10 doubles ... named a Large East All-State second baseman and first team all-district performer ... offensive MVP in her sophomore year ... all-academic and principal's honor roll performer in her senior year ... was active with the Family, Career and Community Leaders of America ... played for the Oklahoma Diamond Girls club team.

### Personal:

Born on May 25, 1993 ... majoring in elementary education ... daughter of Joy and Jeff Allen ... her father played baseball for Arkansas and Northwestern Oklahoma State University ... has one brother, one sister and five pets ... favorite home-cooked meal is chicken and dumplings ... favorite subject is English ... her pick for song of the year would be "Countdown" by Beyoncé ... states one thing she cannot live without is her hair detangling spray ... enjoys playing the guitar ... believes someone who leads by example and picks her team up and puts them on her back are qualities that make a team leader ... has ambitions of being a teacher and coach in the future ... favorite movie is "Titanic" ... favorite song is "Slow Dancing in a Burning Room" by John Mayer ... watches "Keeping Up With the Kardashians" ... defines her style of dress as classically modern ... claims to know every lyric to every Britney Spears song.

## JESSICA BURROUGHS



**Class:** Freshman  
**Hometown:** Warner Robins, Ga.  
**High School:** Houston County  
**Position:** Pitcher  
**B/T:** R/R

16

### High School:

Had plenty of success at Houston County High ... varsity letterwinner all four years and played club ball for nine years with the Atlanta Vipers ... accolades include first team all-county and all-region as well as second team all-state as a freshman ... named first team all-state, all-county, and all-region as a sophomore ... region pitcher of the year runner-up following sophomore campaign ... first team all-county and all-region as a junior ... also a second team all-state player as a junior ... first team all-state, all-region and all-county following senior season ... earned county player of the year honors ... tossed several no-hitters in high school.

### Personal:

Born on Nov. 22, 1993 ... majoring in communications ... daughter of Alesia Taylor and Joe Burroughs ... has one sister ... favorite movie is "Pearl Harbor" ... favorite song is "Stars" by Grace Potter ... favorite subject in school is math ... ACC mascot that she would trade places for a day with is Osceola ... favorite home-cooked meal is twice baked potatoes and shrimp scampi ... her sport idol as a child was Jennie Finch ... most unique job in high school was painting the softball dugout ... television show she watches the most is "Pretty Little Liars" ... favorite accessory in her wardrobe is her grey V-neck T-shirt ... loves shopping.



# NEWCOMERS

## MACEY CHEATHAM



**Class:** Freshman  
**Hometown:** Wellington, Fla.  
**High School:** Wellington  
**Position:** Catcher  
**B/T:** R/R

25

### High School:

Talented player from Wellington High ... two-year captain as a junior and senior ... second team all-area player as a junior ... first team all-area in her senior year ... named MVP as a senior ... defensive player of the year as a junior ... three-time Honor Roll recipient ... graduated in the top five percent of her class ... member of DECA ... club team was the Lady Gators Gold.

### Personal:

Born on July 30, 1994 ... majoring in business ... daughter of Missy and Tommy Cheatham ... her father played tennis at the University of North Texas ... has one brother ... favorite movie is "Bridesmaids" ... favorite song is "She Will Be Loved" by Maroon 5 ... states the best part about being an ACC student-athlete is representing a tradition ... embarrassingly admits that she watches "Here Comes Honey Boo Boo" ... names trust, honesty, compassion and heart as key qualities that make a team leader ... would love to meet Bobby Bowden because he's a legend at the school that she loves ... has learned that hard work pays off in the end from playing sports ... played the trumpet in middle school ... hopes to work with college baseball, softball or major league baseball in the future ... song most played on her iPod is "Picture" by Kid Rock and Sheryl Crow ... watches "Pretty Little Liars" and "Say Yes to the Dress" ... favorite accessory in her wardrobe is nail polish.

## VICTORIA EAST



**Class:** Freshman  
**Hometown:** Pensacola, Fla.  
**High School:** Escambia  
**Position:** Infielder  
**B/T:** R/R

18

### High School:

Great offensive performer at Escambia High School ... four year letterwinner for varsity softball ... Pensacola News Journal Hitter of the Year in 2009, 2011 and 2012 ... batted .598 with 13 doubles, 40 RBIs and led the state of Florida with 15 home runs as a senior ... NFCA All-Star Team member as a senior ... also a 6A All-State first team player as a senior ... earned player of the week honors by MaxPreps and the Pensacola News Journal as a junior ... four-time Pensacola News Journal First Team player ... made the Pensacola Area All-Star Team and won the home run derby event ... four-time honor roll recipient ... graduated high school cum laude ... played club for the Wichita Mustangs and the Mobile Thrillers.

### Personal:

Born on July 26, 1994 ... majoring in exercise science ... daughter of Cheryl and David East ... has two brothers and two sisters ... comes from a very athletic family ... father played baseball at Murray State and sister (Ashley East) played softball at Rollins College ... grew up with four dogs, two rabbits and two turtles ... favorite magazine is Vogue ... favorite movie is "Transformers" ... has ambitions of being a physical therapist ... favorite accessory is her earrings ... cannot live without her iPhone ... a unique talent that she has is shaking her eyes ... thinks that maturity and having responsibility are key qualities that make a team leader ... loves the New York Yankees ... proudest moment of her life is when she found out she was going to play softball for Florida State ... favorite band is 30 Seconds to Mars ... plays Lil Wayne on her iPod ... enjoys watching "Law and Order: SVU" ... has a sporty style of dress ... would most like to meet Derek Jeter.

## STEPHANIE HARTNESS



**Class:** Freshman  
**Hometown:** Niceville, Fla.  
**High School:** Niceville  
**Position:** Outfielder  
**B/T:** L/R

3

### High School:

Phenomenal softball player at Niceville High School ... becomes the first National Fastpitch Coaches Association High School All-American to sign at FSU since Brittany Joseph in 2007 ... named an NFCA First-Team High School All-American ... batted .518 with four home runs, five triples and 36 RBIs from the leadoff spot as a senior ... earned NFCA second-team All-America honors as a junior ... batted .550 while leading her high school to its first-ever state title ... managed not to strike out at all as a junior ... earned all-county and all-regional honors in all four seasons of high school ball ... 5A state second team player as a sophomore ... 5A player of the year in junior season ... won gold for the 18U nationals team in the same year ... earned Northwest Florida Player of the Year and 6A state player of the year honors following senior year ... named the All Sports Association/Daily News Big School Softball Player of the Year as she led Niceville to the 6A runner-up spot in senior season ... member of the National Honor Society and an honor roll student.

### Personal:

Born on Aug. 23, 1994 ... majoring in exercise science ... daughter of Yvonne and Bob Hartness ... favorite movie is "Grease" ... favorite song is "More than a feeling" by Elvis ... favorite ice cream is moose tracks ... considers herself to be like celebrity Robert Downey Jr. because of their similar sarcasm and sense of humor ... cannot live without her phone ... loves watching "Criminal Minds" ... most played song on her iPod is "Suspicious Minds" by Elvis ... wears the number three because of Babe Ruth ... favorite home-cooked meal is chicken and dumplings ... names work ethic, honesty and faith as qualities that make a team leader ... has learned team commitment from playing sports ... sport idol as a child and person she would most like to meet is former softball standout Natasha Watley ... has ambitions of being a physical therapist.

# NEWCOMERS

## ALEX KOSSOFF



**Class:** Freshman  
**Hometown:** Redondo Beach, Calif.  
**High School:** South Torrance  
**Position:** Outfielder  
**B/T:** L/R

5

### High School:

Outstanding athlete for South Torrance High ... played four years of softball and three years of soccer ... ranked No. 92 in the ESPN Top 100 signees of 2012 ... earned feats such as first team all-league in 2009 ... first team all-league and best offensive player in 2010 ... first team all-league, second team all-area, All-California Interscholastic Federation (CIF), MVP, Athlete of the Season (spring) and Female Athlete of the Year in 2011 ... first team all-league, first team all-area, best offensive, All-CIF and first team all-state her senior year of high school ... finished junior season batting .506 with 33 stolen bases and 37 runs scored in 28 games played ... did not commit an error and struck out just five times in 109 plate appearances as a junior ... also earned soccer accolades such as All-CIF Southern California, Rookie of the year in 2009 and best defensive player in 2010 and 2011 ... club team was the Mizuno Pride ... was a member of Best Buddies, which aims at creating enriching opportunities for those with intellectual and developmental disabilities ... also a member of the student council and the spirit club (Green House Effect) ... earned academic honors in English and Social Science (Spartan Laurel in 2011 and 2012) ... honor roll student all four years of high school.

### Personal:

Born on April 26, 1994 ... majoring in exercise science ... daughter of Alan Kossoff and Korey House ... has two sisters ... favorite movie is "She's the Man" ... favorite magazine is Seventeen ... favorite song is "Free Fallin'" by Tom Petty ... favorite class is Nutrition ... cannot live without her family ... loves country music ... has two rats and a guinea pig ... favorite home-cooked meal is zucchini lasagna with a salad ... would love to be able to play against Duke one day because her father attended college there ... favorite sports idol as a child was Mia Hamm ... would love to meet Derek Jeter and admires his hard work ethic ... wears the number five because it is her dad's favorite number ... hopes to still be involved in sports in the future and has career ambitions of being a strength and conditioning coach ... draws similarities to actress Mila Kunis in that both enjoy having fun ... possesses fast fingers on the computer keyboard.

## ALEX POWERS



**Class:** Freshman  
**Hometown:** Melbourne, Fla.  
**High School:** Eau Gallie  
**Position:** Utility  
**B/T:** L/R

11

### High School:

Fantastic player at Eau Gallie High ... earned 6A first team all-state honors during freshman season ... 4A second team all-state during her sophomore year ... 4A offensive All State Player of the Year during her junior year... 4A first team all-state and Bright House Sports Network Softball Player of the Year during both her junior and senior year ... all-state Defensive Player of the Year as a senior ... 4A All Cape Coast Conference Team all four years of high school ... 2011 4A State Champs ... 2011 National Champs with club team, Team North Florida ... third place at PGF 2011 ... honor roll student all four years ... member of J. Kyle Braid Leadership Foundation, Best Buddies and president of the Interact Club ... played volleyball and ran cross country in high school.

### Personal:

Born on June 6, 1994 ... majoring in exercise science ... daughter of Pam and Kevin Powers ... has a dog named Gracie ... favorite movie is "My Best Friend's Wedding" ... favorite band is Rascal Flatts ... career ambition is to be a plastic surgeon ... wears number 11 because it is a family number ... believes that being hard-working, motivating others, encouraging others and being dependable are qualities that make a team leader ... her sports idol as a child and someone she would like to meet is Derek Jeter ... enjoys country music ... watches "Keeping up with the Kardashians" ... favorite accessory in her wardrobe is her watches ... keeps her dress style classy but conservative ... knows how to wiggle her ears ... favorite home-cooked meal is lasagna.

# HEAD COACH LONNI ALAMEDA

Through four stellar years as the head coach at Florida State University, Lonni Alameda has upheld the proud tradition of Seminole softball in guiding FSU to four consecutive trips to the NCAA softball championship.



Alameda, who began her coaching stint in Tallahassee in 2009, has helped FSU softball continue its streak of reaching the NCAA Tournament in 13 consecutive seasons - every year since the new millennium in 2000. FSU is one of just 11 Division I collegiate softball programs to make the NCAA postseason in every season since then.

In 2012, the Seminoles achieved a mark of 47-16, their most wins since going 62-12 in 2004. Alameda led FSU to a 15-13 record against NCAA postseason teams throughout the year, which included nationally-ranked victories over 14th-ranked UCLA, 23rd-ranked North Carolina twice and Women's College World Series participant LSU.

Since arriving at FSU, Alameda has earned 14 Top 25 victories. Her final signature win of the 2012 year came at the Los Angeles Regional, when the Seminoles knocked off host UCLA in a 2-1 victory. The win was FSU's 50th NCAA Tournament victory in its illustrious history.

As the team's pitching coach, Alameda's influence on FSU starters Lacey Waldrop and Monica Perry was enormous in 2012. Both pitchers finished in the Top 30 nationally in earned run average, making FSU one of just five programs to have multiple pitchers in the top 30. Each hurler earned ACC Pitcher of the Week honors twice, and were named to the All-ACC squad. As a unit, the Seminoles finished 10th in the country with a 1.53 team ERA.

In just her third season as head coach at Florida State, Alameda helped the Seminole softball program snap a seven-year ACC title drought to highlight an entertaining 2011 season. Despite making the conference tournament in Atlanta as the No. 4 seed, it was Alameda's season-long coaching tactics combined with the energy of her motivated group that enabled the Seminoles to storm through the competition and defeat second-seeded North Carolina, 4-1, to clinch an automatic NCAA Regional bid.

Under Alameda's guidance, the 2011 Seminoles created a noteworthy program achievement - for the first time in school history, FSU softball reached 12 consecutive NCAA Regionals. Her group also won two games in the Athens Regional, defeating Georgia State and UAB, to get to the final day of a regional for the first time since 2006.

Alameda came to Florida State prior to the 2009 season and went on to surpass 200 career coaching victories in her first year in Tallahassee (she picked up her 300th win on March 17, 2012 against Fairfield). The Seminoles finished the 2009 campaign with a 44-16 record and achieved the best conference record in school history with a 17-4 league mark. In her second season as head coach, Alameda led the Seminoles to a 44-18 record and second-consecutive appearance in not just the ACC Championship game but the NCAA Tournament.

Since Alameda has made Tallahassee her home, she has now led the Seminoles to three ACC Championship game appearances in four seasons.

In 2010, FSU earned a spot in the field of 64 and made its 11th-straight appearance in the NCAA Division I Softball Championship. The Seminoles hit the road for their regional and played in Athens, Ga. before falling to Georgia and Radford.

Before traveling to the Peach State, FSU was on the campus of Virginia Tech for the 2010 ACC Softball Championship. While in Blacksburg, Va., the 'Noles beat Maryland and the host Hokies before losing to Georgia Tech in the title game. At the time, FSU's championship-game appearance marked the 14th time in school history it had the chance to play for a title - a total number that is more than any other school in the conference.

Under Alameda's tutelage, the 2010 Seminoles accomplished a lot of statistical feats. Not only did FSU get off to its best start since 1993 by starting the year 20-2, but the team capped off the year with high marks in a bevy of categories. The Seminoles' .297 batting average was the best since 2003 and the team's 212 total walks were the most since the 2004 season, just to name a few. The 'Noles also posted just 226 strikeouts at the plate; the fewest since the 1998 campaign.

Individually, Alameda coached several FSU student-athletes who earned recognition for their hard work on the field and in the classroom. Carly Wynn was named an All-ACC First Team selection and Terese Gober, Sarah Hamilton and Ashley Stager were each placed on the All-ACC Second Team. Robin Ahrberg, Tiffani Brown and Hamilton each got the nod on the ACC's All-Tournament team, too. Wynn and Hamilton also captured Louisville Slugger/NFCA Division I All-Southeast Region Second Team honors. Wynn was even named to the ESPN The Magazine Academic All-America Third Team.

Adding to Alameda's on and off-field influence, Hamilton became just one of two conference players in 2011 to be named to the All-ACC Team on three different occasions. Shayla Jackson and Jen Lapicki joined Hamilton on the 2011 all-conference squad. In 2012, four more student-athletes made the All-ACC Team under Alameda's watch including Tiffani Brown, Briana Hamilton, Perry and Waldrop. Brown and Shayla Jackson also were named to the NFCA All-Southeast Region Second Team.

Sarah Hamilton ended her illustrious career as one of the best pitchers in school history, with Alameda playing a large role in her success. Among her noteworthy feats, Hamilton became the first hurler in FSU history to finish with at least 1,000 career strikeouts, ending her four-year stay with 1,005 K's.

For her team's exploits on the field in 2009, Alameda and the Seminoles had the opportunity to host a regional in the NCAA Tournament for the first time since the 2004 season. Alameda coached several Seminoles that garnered postseason awards as Hamilton was named a Third Team Louisville Slugger/NFCA Division I All-American as a sophomore. Hamilton was also named ACC Pitcher of the Year, an ACC First Team member and to the Louisville Slugger/NFCA All-Southeast Region Team. Then-senior catcher Kaleigh Rafter was also named to the team and was an All-ACC First Team member. Wynn and Gober (both second team) were also student-athletes coached by Alameda who were recognized as All-ACC players.

# HEAD COACH LONNI ALAMEDA

An All-Big Eight selection as a player at Oklahoma, Alameda came to FSU from UNLV, where she spent five seasons reviving the Rebels' program. She replaced Dr. JoAnne Graf, who retired after 30 seasons with the Seminoles.

Alameda carries an impressive coaching résumé on the international level and, since 2004, has helped in the development of Canada's National Team. She aided Canada up until the 2004 Summer Olympics and resumed as an assistant following the Rebels' 2005 season. In the summer of 2006, Canada qualified for the 2008 Summer Olympics in Beijing, China, after its strong showing in the World Championships. Alameda spent the summer of 2008 with the Canadian team which ended its quest for the gold with a fourth-place finish at the Beijing Olympic Games.

Prior to Alameda's arrival at UNLV, the Rebels had seven straight seasons below .500 and hadn't participated in NCAA Regional play since 1996. In 2005, just her second season at the helm of the program, Alameda guided UNLV to a 44-19 record, including a program-best 17 Mountain West Conference wins, and a trip to Los Angeles for NCAA Regionals. Alameda was named Mountain West Conference Coach of the Year in 2005 and again in 2007 and the entire staff garnered NFCA West Regional Coaching Staff of the Year in 2005.

After a second place finish in the Mountain West in 2007 and an overall 37-27 record, Alameda and UNLV had high hopes for 2008 and had the Rebels ranked in the ESPN.com/USA Softball Collegiate Top 25 Poll for the first time in program history. After starting the season 9-1-1, the Rebels moved up to No. 18 in the ESPN.com/USA Softball Collegiate Top 25 Poll, but injuries to four starters proved costly as the season progressed.

## THE ALAMEDA FILE

- Enters her fifth season as head coach at Florida State and 10th year as a head coach at the Division I level
- Holds a 324-236-1 career record
- 167-78 (.682) record at Florida State
- Guided Seminoles to the ACC title in 2011 and has led them to three title game appearances
- As the team's pitching coach, she has helped four hurlers be named to the All-ACC First or Second Team since 2009
- Earned Win No. 300 vs. Fairfield on March 17, 2012
- Helped coach the Canadian Softball Team in the 2004 and 2008 Summer Olympics
- Mountain West Conference Coach of the Year in 2005 and 2007

Alameda went 25-35 in her first season at UNLV, which was a four-game improvement over 2003's final tally. She then posted a staggering 44-19 mark in 2005 and the program's first trip to NCAA Regionals since 1996. In 2006, the squad was set back by injuries and fell to 26-37, but saw a 180-degree turnaround in 2007.

The 2005 season featured the Rebels' assault on the program's record book, appearances in the national rankings and the introduction of several conference and national award winners. The 44 wins were the third-most in the program's history, while the 17 Mountain West Conference wins were the most-ever since joining the league in 1999. After being predicted to finish last in the league, UNLV excelled, placing second in the league in both the regular season and Mountain West Conference tournament.

Under Alameda's direction, the Rebels enjoyed recognition at the conference and regional level. Five Rebels have garnered Louisville Slugger/NFCA All-Regional honors while 13 players have earned all-Mountain West Conference accolades, including two pitchers of the year and one freshman of the year awards.

To Alameda, academics are just as important as on-the-field production. Since taking over the program, the Rebels had 58 Academic All-MWC honorees. Over that time span, the team had 10 or more honored four times, including 11 softball student-athletes in 2008. The softball program had 21 MWC Scholar-Athletes selected, as well.

During her tenure at UNLV, Alameda also stressed the importance of community service and had players volunteer their time at the Nevada Childhood Cancer Foundation and Child Haven while participating in breast cancer walks and blood drives. Her emphasis has not changed since arriving at FSU, with the 2011 Seminole Squad earning honors such as the SemiGnome Award for community service and routinely producing standout student-athletes who are honored for their charitable ways.

Alameda came to Las Vegas after eight seasons as the assistant coach at Stanford University, where she helped guide the Cardinal to a 320-179-1 record and six straight NCAA Regional appearances. She oversaw the pitching staff there and produced three All-Americans: Becky Blevins, Marcy Crouch and Dana Sorenson.

Prior to her stint at Stanford, Alameda spent two seasons as an assistant coach at Barry University (Miami Shores, Fla.). She helped the Buccaneers to a fifth-place NCAA Division II finish in her first year. She also spent some time on the international stage, serving as an instructor for both the Aruba (1995) and Spanish (2000) national teams.

An all-around great athlete, Alameda began her collegiate career as a pitcher at St. Mary's University (San Antonio, Texas) where she led the Rattlers to the NAIA Tournament in her only season. She later transferred to Oklahoma in 1989 and played softball and volleyball for the Sooners. She was a two-time All-Big Eight selection as a first and third baseman, while hitting .359 as a senior in 1992.

Alameda earned her bachelor's degree in communications from Oklahoma in 1993 and played softball professionally in Europe for a season before beginning her coaching career.





# ASSISTANT COACH TRAVIS WILSON

Assistant Florida State softball coach Travis Wilson finished his first season with the Seminoles, helping the club toward another outstanding year.

Joining fellow assistant coach Craig Snider as the team's offensive instructors, Wilson helped the Seminoles make strides at the plate in the 2012 year. Coaching a youthful unit that included just one everyday senior starter, Wilson also made a great impact on the team's defensive game as it became a sound group in the field.



In 2012, the Seminoles finished the year with a .966 fielding percentage to rank in the upper echelon on a national scale. FSU became an entertaining group to watch defensively as student-athletes such as third baseman Briana Hamilton, shortstop Maddie O'Brien, second baseman Tiffani Brown and centerfielder Courtney Senas made a bevy of highlight-reel plays throughout the season. A fundamentally-sound group of infielders and outfielders collectively produced both the routine and difficult plays last year.

It was the solid play of FSU's defensive stalwarts that helped the Seminoles begin last season with a 16-0 record, the second-best start in school history. The 16-game win streak ties for the 10th longest winning stretch for the program.

Wilson is seen as an excellent instructional mind by FSU's student-athletes, which was evident from the first day of practice in the fall 2011. He is a reliable arm for batting practice who is always offering excellent teaching points to better enlighten each player. Wilson has proven to be an absolute student of the game who utilizes various statistics in his meticulous game-day preparation.

Wilson is a native of New Zealand who has already taken on an important

role in recruiting. The baseball, softball and cricket veteran serves as the Seminoles' hitting and fielding coach, using his past success as a player to better serve his student-athletes.

"Travis is from both professional baseball and the New Zealand National Program," head coach Lonni Alameda said when Wilson first arrived in the summer 2011. "From the first time I met Travis I knew he would be a great fit for our program. It is not often you come across someone that has played the same game that the girls do and yet has 10 years of Major League Baseball experience. He is personable and he has won at the highest level of this game from the men's side. He has played every position you can on the field and has been among some of the world's best in men's fastpitch. I believe Travis will be able to relate to the players on a unique level as he stills plays the game. He is excited about this opportunity and can help our program get to the next level."



From 1996-2004, Wilson played seven seasons in the Atlanta Braves organization covering all stops from Rookie Ball to Triple-A. He enjoyed much success in his professional stint, being named an All-Star for the Appalachian League (1998), South Atlantic League (1999) and the Carolina League (2000). He was named Carolina League Player of the Year for the Myrtle Beach Pelicans, and led the Grapefruit League in hitting for the Braves during spring training in 2001.

Wilson ended his professional career in 2004 with the Cincinnati Reds' organization in Chattanooga, Tenn. As a softball player in New Zealand for the Black Sox, he made his debut as a 16-year old in 1994 and was named both the New Zealand Softballer of the Year and the Canterbury Softballer of the Year after posting a team-best .396 batting average in 1996. He would earn the Canterbury Player of the Year honor multiple times and become one of his country's biggest softball ambassadors. He continues to play today.

Wilson's most recent baseball stint was as an instructor for the Idaho Falls, a Rookie League team of the Kansas City Royals. His tasks included scouting the Pioneer League, writing reports and utilizing video while communicating with the Royals organization on several prospects. His efforts have helped the Royals claim their status of having the best farm system in Major League Baseball, as asserted by several minor-league publications. On the field, he helped his players develop their infield/outfield skills, base running and hitting mechanics. Wilson also served as expert commentator for the ISF Men's World Softball Series, and was fielding coach and video analyst for the Black Caps of the New Zealand Cricket Association.

Wilson is married to his wife, Jill. The two have a son named Tyler.

# ASSISTANT COACH CRAIG SNIDER

Florida State softball assistant coach Craig Snider completed a successful first season as a member of the Garnet and Gold coaching staff in 2012.

Arriving in the summer 2011, Snider helped foster a winning attitude and developed tremendous camaraderie with student-athletes and recruits immediately. He worked actively to improve the individual performances of several student-athletes in the 2012 season, helping players such as Briana Hamilton, Tiffani Brown, Kirstin Austin and others record banner years. Hamilton and Brown earned selections to the All-ACC First Team for the first time in their careers, while Austin's noticeable improvement at the plate gave the Seminoles an enormous spark throughout the year.



In 2012, Snider's daily teachings helped the team establish a strong sense of plate discipline. FSU's 230 walks were vital toward manufacturing runs, with it being the team's highest total since 2004. Throughout the season, the Seminole offense proved to be a clutch-hitting bunch that could come through in late-game situations. It was also a fundamentally-sound group that improved greatly in situational hitting, contributing to its 47-16 overall record this past season.

Moreover, Snider's first season at FSU was an enjoyable one for everyone associated with the program. He has proven in just a short period of time how easily he relates with student-athletes while working with them day-to-day, and is someone who is sure to develop positive and meaningful relationships with future Seminoles on the recruiting trail. As someone who possesses an innovative mindset, Snider will continue to help FSU student-athletes at the plate through his analytical work in the video room, batting cages and on the field.

The Franklin, Ky. native has built a reputation for being a difference maker everywhere he has been, which includes Stephen F. Austin, Oklahoma, Centenary and Lindsey Wilson College. Over the last decade, Snider has propelled each of his teams toward tremendous improvement at the plate, and looks to continue his history of success as FSU's hitting coach.

In his most recent stint at Stephen F. Austin as an assistant coach, Snider helped turn the Southland Conference program around right away. He took over as hitting coach in 2007 following a season in which the Ladyjacks finished with a .229 batting average. Over the next three seasons, SFA batted .274 (2008), .275 (2009) and .278 (2010). He also led the team to sharp spikes in home runs, on-base percentage and slugging percentage, as SFA recorded 43 round-trippers in Snider's first season after hitting just 16 the season before.

At Stephen F. Austin, Snider took on several roles in guiding the program toward its recent success. He devised hitting and defensive workouts during the fall, directed all aspects of camps, developed team-building exercises, served as a fundraising arm, handled much of the recruiting and recruiting databases and oversaw his student-athlete's academic progress.

"I'm extremely impressed with Craig's character," FSU head coach Lonni Alameda said. "He is a genuine person who works hard and loves the game. He has been a part of bigger programs as well as mid majors and I believe that makes him a tremendous coach as you have to be very creative in your coaching as you relate to different styles of athletes. Craig also brings a wealth of recruiting connections. He is very good with people and respected by many and he will now embrace those relationships as a Seminole."

Snider, who has been involved as a coach in softball since 2001, previously assisted in producing three All-Americans at Oklahoma from 2005-06, and played a large role in creating scouting reports as a graduate assistant coach for the Sooners. At his alma mater of Centenary, he helped lead the school to two Mid-Con Tournament championships while providing analysis for recruiting, hitting, fielding and putting together chart systems. His versatility also included field maintenance and even putting together the team's highlight videos in 2004 and 2005.

At Lindsey Wilson College from 2001-03, Snider guided the team to batting averages above .300 every season. He was heavily involved in the recruiting process as an assistant coach and oversaw all summer camps.

"I'm thrilled to help coach at such an established program that is coming off another conference championship and has great things going for it," Snider added when he first came to Tallahassee. "FSU's history of softball success was such a motivating factor for me to come here, and I have no doubt that through the hard work of this current coaching staff and our student-athletes, we can take this program to the next level."

Snider is married to his wife, Lauren, who is a native of Bellville, Texas. The two have one daughter, Riley.







# VOLUNTEER ASSISTANT ROBIN AHRBERG

Former Florida State softball standout Robin Ahrberg begins her first season as the team's volunteer assistant, handling a myriad of duties. Ahrberg will provide special instruction to Florida State's group of catchers while supervising the rest of the team. Ahrberg will play a key role in video breakdown and analysis for scouting purposes, and also has an administrative focus as a liaison between the softball squad and both the marketing and sports information departments.



Ahrberg played at her alma mater from 2007-11, enjoying a fine career with the Garnet and Gold. The former catcher and first baseman holds career totals of a .289 batting average, 233 games played, 117 RBIs, 13 home runs and 28 doubles. She currently holds Top 10 school records in three categories at Florida State and earned several academic, community service and athletic honors in her five-year stay.

Ahrberg was the recipient of the Doc Fauls Award at the 2011 Golden Nole banquet, an honor she earned after recovering from offseason shoulder surgery in 2009 and producing two of her best years in the following seasons. The Stillwater, Okla. native was known as a true team leader who brought the best out of the program with her gritty style of play on the field. In her senior year, she recorded two home runs in an important rubber game victory over N.C. State despite battling a nagging knee injury. Ahrberg also homered in the team's ACC title game victory over North Carolina in 2011.

Following her senior season, Ahrberg was named the Co-Coaches Award winner for her inspiring play and positive attitude. In 2010, her first season following season-ending surgery, Ahrberg was named an ACC All-Tournament Team selection and finished with a career-best 33 RBIs.

As a student-athlete at Florida State, Ahrberg was a two-time Seminole Softball Leadership Council member. She was also a two-time Student Athlete Advisory Committee member and twice was named an All-ACC Academic Softball Team selection. Ahrberg was named to the ACC Academic Honor Roll three times, and was an ESPN The Magazine First Team Academic All-District selection in 2008.



**7 WCWS APPEARANCES ♦ 11 ACC TITLES**



# SOFTBALL SUPPORT STAFF



**Cathy Badger**  
Academic Advisor



**Craig Campanozzi**  
Video Coordinator



**Jim Curry**  
Associate Athletics Director for Compliance



**Art Cunkle**  
Accounting Specialist



**Anthony Santiago**  
Director of Softball Operations



**Amber Cornell**  
Softball Equipment Contact



**Eunice Hernandez**  
Assistant Athletic Trainer



**Kathy Noyes**  
Technical Support Analyst



**Alex Thomas**  
Assistant Director of Event Management



**Caitlin Quinn**  
Assistant Strength & Speed Coach



**Lindsay Sparling**  
Marketing Assistant



**Kristen Gravani**  
Team Dietician



**Shayla Jackson**  
Graduate Assistant



**Arisse Fernandez**  
Student Trainer



**Alexander Prater**  
Student Trainer


## Support Staff Not Pictured:

Thomas Backman - Team Video  
Darin Bentz - Field Supervisor  
Harold Williams - Grounds Crew  
Adam Benvenisty - Student Manager  
Peter Suarez - Student Manager  
Greg Wolach - Student Manager



# 2012 SEASON ACCOMPLISHMENTS

- Florida State's overall record of 47-16 in 2012 marks the program's highest win total since finishing 62-12 in 2004.
- FSU softball now has a total of 29 seasons with 40 or more victories in its illustrious history.
- FSU's selection to another NCAA Regional in 2012 marked its 13th consecutive season of reaching the NCAA postseason. Since the millennium in 2000, the Noles are one of just 11 Division I collegiate softball programs to make the NCAA Tournament in every season.
- The Seminoles have now made 25 appearances in the NCAA Tournament, tied for fifth in the nation.
- Florida State now has 50 victories in NCAA post-season play, including a 44-38 record in the NCAA Regionals.
- In 2012, FSU finished 15-13 against NCAA Tournament opponents, which included competition against 16 postseason teams throughout the season.
- FSU showed plenty of plate discipline in 2012, drawing 230 walks for the most in a single season since recording 252 in 2004. It was the fourth highest total in school history.
- Drew an ACC Tournament record 13 walks in its 6-2 victory over N.C. State on May 10, 2012.
- Four Seminoles in third baseman Briana Hamilton, second baseman Tiffani Brown and pitchers Monica Perry and Lacey Waldrop were named to the All-ACC Team. Brown, Hamilton and Perry were chosen to the conference's first team, the most first-team selections of any ACC school and the highest amount at FSU since 2006.
- In conference play, FSU won six of its seven series played for the first time since 2009. FSU's 16-5 ACC record was the most wins in the conference and the second-most ACC wins in school history behind only the 2009 squad's 17 victories in head coach Lonni Alameda's first season.
- The 2012 pitching staff set a single-season record for saves with 10.
- FSU defeated four Top 25 squads in 2012, including 14th-ranked UCLA, 23rd-ranked North Carolina twice and 23rd-ranked LSU. Since head coach Lonni Alameda came to FSU in 2009, the Seminoles have defeated 14 Top 25 opponents.
- A Seminole was named ACC Player of the Week or Pitcher of the Week six times, including two times apiece by Briana Hamilton, Monica Perry and Lacey Waldrop.
- The Seminoles finished 6-3 in 2012 in ESPN-programmed games, which include ESPN3 and ESPNU. FSU won both its ESPNU contests at home in wins against No. 23 North Carolina and Georgia Tech. Altogether, the Seminoles made 10 appearances this season on ESPN networks and regional sports networks.
- Finished 26-4 at JoAnne Graf Field in 2012, which includes a perfect 19-0 record to begin the home season.
- Tied for the sixth-fastest team in program history to 20 victories, needing just 23 games to accomplish the early-season feat.
- Began the season with a 16-0 record, the second-best start in school history behind only the 1992 team's 25-0 record.
- FSU's 16-game win streak to start the season ties for the 10th longest win streak in school history. In program history, the Seminoles have held 15 different 15-game win streaks, highlighted by a school record 32-game win streak during the 1985 season.
- FSU's near-12,000 foot batting facility earned enormous praise in the January 2012 edition of the Florida Engineering Society Journal, being lauded for its combination of external features, comfortable nature and multiple purposes within the sport.
- Achieved three come-from-behind victories in 2012 when trailing in the seventh inning.





# 2012 SEASON ACCOMPLISHMENTS

- Team earned run average of 1.53 was the second-lowest since 2005.
- FSU's 98 walks allowed marked just the seventh time in school history that the Seminole pitching staff has surrendered less than triple-digit base-on-balls in one season. In Head Coach Lonni Alameda's four seasons, she has now coached two teams that have given up less than 100 walks, including the 2009 team (93).
- FSU's pitching allowed opponents to hit at just a .192 clip, just the fifth time the Noles have held the opposition to a sub-.200 batting average since 2000.
- The Seminoles, which remained in the upper echelon throughout the year in RPI, finished 31-11 in non-conference play.
- Heading into the NCAA Regionals, FSU spent 13 consecutive weeks in the ESPN.com/USA Softball Collegiate Poll, peaking at No. 19 during the weeks of May 1 and May 8. FSU spent 12 straight weeks in the USA TODAY/NFCA Poll.
- The Seminoles finished first in the ACC in 12 different hitting, pitching and fielding categories, including triples (19), at-bats (1,596), walks (230), earned run average (1.53), opposing batting average (.192), innings pitched (425.2), wins (47), saves (10), runs allowed (127), earned runs allowed (93), home runs allowed (18) and putouts (1,277).
- FSU finished 20-0 in 2012 when it scored in the first inning.
- Held a 37-1 record when leading after six innings.
- The Seminoles finished 9-2 in 2012 against Florida-based opponents.
- Entered the NCAA Regionals with the 16th-ranked RPI, 20th-ranked strength of schedule and 17th-ranked non-conference RPI and non-conference strength of schedule. In the regular season and ACC postseason, the Seminoles defeated 35 teams in the Top 100 RPI, and added another quality RPI victory by defeating UCLA in Los Angeles, 2-1, in the NCAA postseason.
- Headed into the NCAA postseason ranked in the Top 25 nationally in triples per game (10th), earned run average (11th) and win-loss percentage (16th).
- Florida State touted several award winners in 2012:
  - 1 Lowe's Senior CLASS Award candidate (Shayla Jackson)
  - 1 Louisville Slugger Division I National Player of the Week (Monica Perry)
  - 1 ACC Player of the Week recipient (Briana Hamilton twice)
  - 1 ACC All-Tournament Team member (Maddie O'Brien)
  - 2 ACC Pitcher of the Week recipients (Monica Perry twice, Lacey Waldrop twice)
  - 2 Capital One Academic District 4 softball team members (Jessica Nori and Kirstin Austin)
  - 2 NFCA All-Southeast Region Second Team members (Tiffani Brown, Shayla Jackson)
  - 4 All-ACC Team members (Briana Hamilton, Tiffani Brown, Lacey Waldrop, Monica Perry)
  - 4 members of the Bank of Hawaii All-Tournament Team (Lacey Waldrop, Shayla Jackson, Erika Leonard and Courtney Senas)
- Finished 3-1 versus the SEC (Ole Miss twice, LSU), 3-0 versus the Big Ten (Wisconsin twice, Northwestern) and 1-0 against the Pac 12 (UCLA).
- Eliminated No. 12 national seed UCLA in the NCAA Regionals with a 2-1 victory, marking the first time FSU defeated a national seed in NCAA postseason play since knocking off No. 11 Georgia twice to win the 2006 Athens Regional.



# 2012 GAME BY GAME RESULTS

Date	Opponent	Score	Inns	Overall	Conference	Pitcher of record	Attend	Time
Feb 10, 2012	STEPHEN F. AUSTIN	w 4-3	(8)	1-0-0	0-0-0	Schinella, B (W 1-0)	512	2:32
Feb 10, 2012	MISSISSIPPI	w 10-6	7	2-0-0	0-0-0	Nori, J. (W 1-0)	379	2:27
Feb 11, 2012	TENNESSEE TECH	w 5-2	7	3-0-0	0-0-0	Perry, M. (W 1-0)	678	2:07
Feb 11, 2012	TENNESSEE TECH	w 8-0	6	4-0-0	0-0-0	Waldrop, L. (W 1-0)	399	1:55
Feb 12, 2012	MISSISSIPPI	w 8-0	5	5-0-0	0-0-0	Waldrop, L. (W 2-0)	178	1:41
Feb 17, 2012	WESTERN CAROLINA	w 9-1	5	6-0-0	0-0-0	Perry, M. (W 2-0)	212	1:30
Feb 18, 2012	COASTAL CAROLINA	w 6-1	7	7-0-0	0-0-0	Waldrop, L. (W 3-0)	279	1:43
Feb 18, 2012	NORTH DAKOTA STATE	w 2-1	7	8-0-0	0-0-0	Perry, M. (W 3-0)	379	2:23
Feb 19, 2012	MERCER	w 3-0	7	9-0-0	0-0-0	Waldrop, L. (W 4-0)	317	1:27
Feb 22, 2012	UCF	w 6-2	(9)	10-0-0	0-0-0	Waldrop, L. (W 5-0)	251	2:54
Feb 24, 2012	vs St. John's	w 5-1	7	11-0-0	0-0-0	Perry, M. (W 4-0)	101	1:48
Feb 24, 2012	vs Wisconsin	w 6-2	7	12-0-0	0-0-0	Waldrop, L. (W 6-0)	75	2:00
Feb 25, 2012	vs Southern Illinois	w 2-0	7	13-0-0	0-0-0	Waldrop, L. (W 7-0)	202	1:44
Feb 25, 2012	vs Marshall	w 4-1	7	14-0-0	0-0-0	Perry, M. (W 5-0)	124	2:13
Feb 26, 2012	vs Wisconsin	w 2-1	7	15-0-0	0-0-0	Perry, M. (W 6-0)	132	1:59
Mar 02, 2012	vs UC Santa Barbara	w 5-1	7	16-0-0	0-0-0	Waldrop, L. (W 8-0)	274	2 ho
Mar 03, 2012	vs Radford	L 2-3	7	16-1-0	0-0-0	Perry, M. (L 6-1)	296	2:01
Mar 03, 2012	at #20 Hawai`i	L 1-2	7	16-2-0	0-0-0	Waldrop, L. (L 8-1)	1200	1:20
Mar 04, 2012	vs UC Santa Barbara	w 13-4	6	17-2-0	0-0-0	Schinella, B (W 2-0)	269	2:00
Mar 04, 2012	at #22 Hawai`i	L 0-1	7	17-3-0	0-0-0	Perry, M. (L 6-2)	1200	1:52
* Mar 10, 2012	N.C. STATE-1	w 7-1	7	18-3-0	1-0-0	Waldrop, L. (W 9-1)	312	1:58
* Mar 10, 2012	N.C. STATE-2	w 8-0	5	19-3-0	2-0-0	Perry, M. (W 7-2)	201	1:38
* Mar 11, 2012	N.C. STATE	w 6-0	7	20-3-0	3-0-0	Perry, M. (W 8-2)	223	2:00
Mar 13, 2012	TENN.-CHATTANOOGA	w 1-0	7	21-3-0	3-0-0	Perry, M. (W 9-2)	145	2:01
Mar 17, 2012	vs Northwestern	w 1-0	7	22-3-0	3-0-0	Perry, M. (W 10-2)	0	1:25
Mar 17, 2012	vs Fairfield	w 2-0	7	23-3-0	3-0-0	Waldrop, L. (W 10-1)	0	1:21
Mar 18, 2012	vs Rutgers	L 0-1	7	23-4-0	3-0-0	Waldrop, L. (L 10-2)	0	1:30
Mar 18, 2012	at #23 USF	L 1-2	7	23-5-0	3-0-0	Schinella, B (L 2-1)	764	1:57
Mar 20, 2012	JACKSONVILLE-1	w 6-0	7	24-5-0	3-0-0	Perry, M. (W 11-2)	212	1:58
Mar 20, 2012	JACKSONVILLE-2	w 7-1	7	25-5-0	3-0-0	Waldrop, L. (W 11-2)	199	1:48
Mar 21, 2012	at Florida A&M	w 10-1	5	26-5-0	3-0-0	Waldrop, L. (W 12-2)	257	1:38
* Mar 24, 2012	at Virginia-1	w 5-0	7	27-5-0	4-0-0	Perry, M. (W 12-2)	-	2:30
* Mar 24, 2012	at Virginia-2	w 2-0	7	28-5-0	5-0-0	Waldrop, L. (W 13-2)	210	1:38
* Mar 25, 2012	at Virginia	w 3-1	7	29-5-0	6-0-0	Waldrop, L. (W 14-2)	128	1:58
Mar 29, 2012	FLORIDA GULF COAST-1	w 5-0	7	30-5-0	6-0-0	Perry, M. (W 13-2)	301	1:48
Mar 29, 2012	FLORIDA GULF COAST-2	w 7-1	7	31-5-0	6-0-0	Waldrop, L. (W 15-2)	202	1:34
* Apr 01, 2012	#23 NORTH CAROLINA-1	w 8-3	7	32-5-0	7-0-0	Perry, M. (W 14-2)	562	2:12
* Apr 01, 2012	#23 NORTH CAROLINA-2	L 2-4	7	32-6-0	7-1-0	Waldrop, L. (L 15-3)	402	1:48
* Apr 02, 2012	#23 NORTH CAROLINA	w 3-1	7	33-6-0	8-1-0	Perry, M. (W 15-2)	687	2:26
Apr 04, 2012	#6 FLORIDA	L 1-9	6	33-7-0	8-1-0	Perry, M. (L 15-3)	1195	1:44
* Apr 06, 2012	at Virginia Tech	L 5-11	7	33-8-0	8-2-0	Perry, M. (L 15-4)	0	2:34
* Apr 07, 2012	at Virginia Tech-1	w 7-3	7	34-8-0	9-2-0	Nori, J. (W 2-0)	-	1:56
* Apr 07, 2012	at Virginia Tech-2	w 3-1	7	35-8-0	10-2-0	Perry, M. (W 16-4)	1009	2:01
Apr 10, 2012	FLORIDA A&M	w 5-3	7	36-8-0	10-2-0	Nori, J. (W 3-0)	207	2:06
Apr 12, 2012	SOUTH ALABAMA	L 1-3	7	36-9-0	10-2-0	Perry, M. (L 16-5)	171	2:25
* Apr 15, 2012	GEORGIA TECH-1	L 4-5	7	36-10-0	10-3-0	Nori, J. (L 3-1)	421	2:27
* Apr 15, 2012	GEORGIA TECH-2	w 7-6	7	37-10-0	11-3-0	Perry, M. (W 17-5)	303	2:48
* Apr 16, 2012	GEORGIA TECH	w 4-3	7	38-10-0	12-3-0	Waldrop, L. (W 16-3)	417	2:09
Apr 18, 2012	at #23 LSU	w 8-1	7	39-10-0	12-3-0	Perry, M. (W 18-5)	1316	2:14
Apr 19, 2012	at Troy	L 3-4	7	39-11-0	12-3-0	Nori, J. (L 3-2)	315	1:42
* Apr 20, 2012	BOSTON COLLEGE-1	w 12-4	5	40-11-0	13-3-0	Perry, M. (W 19-5)	369	1:56
* Apr 21, 2012	BOSTON COLLEGE-2	w 2-0	7	41-11-0	14-3-0	Waldrop, L. (W 17-3)	315	1:57
* Apr 22, 2012	BOSTON COLLEGE	w 5-0	7	42-11-0	15-3-0	Waldrop, L. (W 18-3)	274	1:54
May 01, 2012	at North Florida-1	w 8-1	7	43-11-0	15-3-0	Perry, M. (W 20-5)	403	1:57
May 01, 2012	at North Florida-2	w 5-0	7	44-11-0	15-3-0	Waldrop, L. (W 19-3)	403	1:56
* May 05, 2012	at Maryland-1	w 4-3	7	45-11-0	16-3-0	Nori, J. (W 4-2)	302	2:48
* May 05, 2012	at Maryland-2	L 1-4	7	45-12-0	16-4-0	Waldrop, L. (L 19-4)	702	1:54
* May 06, 2012	at Maryland	L 3-4	(10)	45-13-0	16-5-0	Nori, J. (L 4-3)	370	3:18
May 10, 2012	vs N.C. State	w 6-2	7	46-13-0	16-5-0	Perry, M. (W 21-5)	576	2:42
May 11, 2012	vs Georgia Tech	L 1-9	7	46-14-0	16-5-0	Waldrop, L. (L 19-5)	0	2:24
May 18, 2012	vs San Diego State	L 0-1	7	46-15-0	16-5-0	Perry, M. (L 21-6)	529	2:10
May 19, 2012	vs #14 UCLA	w 2-1	7	47-15-0	16-5-0	Perry, M. (W 22-6)	798	2:22
May 19, 2012	vs San Diego State	L 0-1	7	47-16-0	16-5-0	Nori, J. (L 4-4)	798	2:11

( ) extra inning game

# 2012 FINAL STATISTICS

Record: 47-16 Home: 26-4 Away: 10-7 Neutral: 11-5 Conference: 16-5

Player	avg	gp-gs	ab	r	h	2b	3b	hr	rbi	tb	slg%	bb	hp	so	gdp	ob%	sf	sh	sb-att	po	a	e	fld%	
Shayla Jackson	.304	62-62	191	37	58	5	5	0	20	73	.382	26	1	12	0	.388	1	2	2-3	42	1	1	.977	
Tiffani Brown	.301	63-63	219	44	66	3	4	0	14	77	.352	9	3	30	0	.338	0	1	43-49	95	98	4	.980	
Courtney Senas	.296	63-63	186	28	55	9	2	2	26	74	.398	14	1	27	0	.341	4	0	19-23	53	24	5	.939	
Erika Leonard	.262	62-61	130	20	34	9	0	4	24	55	.423	52	4	22	1	.484	0	0	1-1	334	29	2	.995	
Maddie O'Brien	.260	56-55	150	27	39	11	1	8	43	76	.507	31	0	17	1	.376	5	0	1-2	53	96	11	.931	
Briana Hamilton	.234	63-63	167	40	39	7	3	12	39	88	.527	28	6	42	1	.360	2	3	5-7	67	140	18	.920	
-----																								
Amber Bryant	.293	37-13	41	10	12	2	1	0	5	16	.390	6	0	12	1	.383	0	0	0-0	8	0	0	1.000	
Morgan Bullock	.288	52-21	59	17	17	1	0	0	5	18	.305	5	0	4	0	.338	1	4	6-6	23	1	1	.960	
Kirstin Austin	.281	56-37	96	24	27	3	1	1	11	35	.365	15	1	24	0	.384	0	0	2-2	47	5	3	.945	
Kelly Hensley	.258	57-57	132	12	34	2	0	1	14	39	.295	20	0	18	2	.348	3	1	2-2	394	9	9	.978	
Monica Perry	.250	41-35	16	2	4	1	0	1	3	8	.500	0	1	6	0	.294	0	0	0-0	16	45	1	.984	
Mallory Borden	.231	33-26	78	5	18	6	2	1	13	31	.397	6	3	19	0	.310	0	0	0-0	12	1	0	1.000	
Celeste Gomez	.174	35-29	86	1	15	2	0	1	7	20	.233	8	1	19	1	.253	0	0	0-0	46	3	0	1.000	
Loren Smith	.150	26-6	20	6	3	0	0	1	4	6	.300	4	0	9	0	.280	1	0	1-3	9	0	0	1.000	
Evelyn Morgado	.071	29-7	14	2	1	0	0	0	2	1	.071	5	0	5	0	.316	0	1	0-0	72	1	3	.961	
Bailey Schinella	.000	16-1	6	0	0	0	0	0	0	0	.000	0	0	1	0	.000	0	0	0-0	0	9	0	1.000	
Nicollette Levine	.000	6-0	4	0	0	0	0	0	0	0	.000	1	0	3	0	.200	0	0	0-0	0	0	0	.000	
Erika Hoffner	.000	40-0	1	7	0	0	0	0	0	0	.000	0	0	0	0	.000	0	0	3-5	0	0	0	.000	
Lindsey Peppers	.000	1-0	0	0	0	0	0	0	0	0	.000	0	0	0	0	.000	0	0	0-0	0	0	0	.000	
Lacey Waldrop	.000	34-26	0	0	0	0	0	0	0	0	.000	0	0	0	0	.000	0	0	0-0	4	49	2	.964	
Jessica Nori	.000	24-5	0	0	0	0	0	0	0	0	.000	0	0	0	0	.000	0	0	0-0	2	10	3	.800	
Totals	.264	63	1596	282	422	61	19	32	230	617	.387	230	21	270	7	.361	17	12	85-103	1277	521	63	.966	
Opponents	.192	63	1554	127	299	58	7	18	105	425	.273	98	27	380	5	.252	6	45	55-63	1210	494	83	.954	

LOB - Team (384), Opp (326). DPs turned - Team (15), Opp (20). IBB - Team (1), Leonard, E. 1, Opp (4).

### (All games Sorted by Earned run avg)

Player	era	w-l	app	gs	cg	sho	sv	ip	h	r	er	bb	so	2b	3b	hr	b/avg	wp	hp	bk	sfa	sha
Lacey Waldrop	1.33	19-5	34	26	10	6/3	2	162.2	107	44	31	36	139	12	3	6	.179	6	9	0	2	16
Monica Perry	1.54	22-6	35	32	14	4/3	0	191.0	132	56	42	45	199	36	4	7	.193	8	13	0	3	20
-----																						
Bailey Schinella	1.67	2-1	13	0	0	0/4	4	21.0	13	7	5	8	13	0	0	1	.171	3	1	0	0	3
Jessica Nori	2.06	4-4	24	5	1	0/2	4	51.0	47	20	15	9	29	10	0	4	.237	2	4	3	1	6
Totals	1.53	47-16	63	63	25	16/6	10	425.2	299	127	93	98	380	58	7	18	.192	19	27	3	6	45
Opponents	3.45	16-47	63	63	39	4/0	0	403.1	422	282	199	230	270	61	19	32	.264	30	21	5	17	12

PB - Team (15), Leonard, E. 13, Smith, L. 2, Opp (20). Pickoffs - Team (2), Leonard, E. 1, Perry, M. 1. SBA/ATT - Leonard, E. (41-47), Perry, M. (27-29), Waldrop, L. (20-25), Gomez, C. (12-14), Nori, J. (8-9), Smith, L. (2-2).

# 2012 ACC CHAMPIONSHIP RESULTS

**Georgia Tech - ACC Champion & NCAA Regional Participant**  
**Florida State - NCAA Regional Participant**  
**Maryland - NCAA Regional Participant**  
**North Carolina - NCAA Regional Participant**  
**Virginia Tech - NCAA Regional Participant**

Team	Conference					Overall						
	W	L	Pct	Hm	Rd	W	L	T	Pct	Hm	Rd	Neu
North Carolina	13	4	.765	5-0	8-4	43	15	0	.741	16-3	14-6	13-6
Florida State	16	5	.762	10-2	6-3	47	16	0	.746	27-4	9-7	11-5
Virginia Tech	12	8	.600	4-5	8-3	42	21	0	.667	11-5	16-5	15-11
Georgia Tech	12	8	.600	8-4	4-4	37	23	0	.617	20-5	5-9	12-9
Maryland	10	8	.556	5-4	5-4	34	22	0	.607	18-4	6-8	10-10
Virginia	8	13	.381	2-7	6-6	26	25	0	.510	11-8	8-7	7-10
NC State	5	15	.250	4-7	1-8	23	31	0	.426	11-10	5-13	7-8
Boston College	3	18	.143	3-9	0-9	23	30	0	.434	5-11	4-17	14-2

Record vs. Non-ACC Opponents: 190-97, .662

## ACC Tournament Results

Chapel Hill, N.C., May 10-12

### Friday

- #3 Georgia Tech d. #6 Virginia.....6-4
- #2 Florida State d. #7 NC State.....6-2
- #1 North Carolina d. #8 Boston College.....10-4
- #4 Virginia Tech d. #5 Maryland.....5-2

### Saturday

- Georgia Tech d. Florida State.....9-1
- Virginia Tech d. North Carolina.....4-1

### Sunday

- Georgia Tech d. Virginia Tech.....9-1

## ACC All-Tournament Team

Maddie O'Brien, FSU  
 Kate Kuzma, GT  
 Hope Rush, GT  
 Chelsie Thomas, GT  
 Kelsi Weseman, GT  
 Haleigh Dickey, UNC

Kelli Wheeler, UNC  
 Lauren Gaskill, VT  
 Jasmin Harrell, VT  
 Kylie McGoldrick, VT  
 Kelsey Mericka, VT

## Tournament Most Valuable Player

Hope Rush, GT

## NCAA Tournament Regional Results, May 18-20

### Athens, Ga. Regional

- North Carolina d. Georgia Southern.....2-1
- Georgia d. North Carolina.....3-2
- North Carolina d. Coastal Carolina.....5-3
- Georgia d. North Carolina.....2-1

### Knoxville, Tenn. Regional

- Virginia Tech d. UAB.....4-1
- Virginia Tech d. Miami (OH).....6-0
- Tennessee d. Virginia Tech.....2-1
- Tennessee d. Virginia Tech.....10-2

### Tuscaloosa, Ala. Regional

- South Alabama d. Georgia Tech.....4-3
- Georgia Tech d. UT-Martin.....9-1
- South Alabama d. Georgia Tech.....10-1

### Los Angeles, Calif. Regional

- San Diego State d. Florida State.....1-0
- Florida State d. UCLA.....2-1
- San Diego State d. Florida State.....1-0

### Seattle, Wash. Regional

- Texas Tech d. Maryland.....6-1
- Harvard d. Maryland.....3-2

## All-Atlantic Coast Conference Team

### First Team

Nicole D'Argento, BC  
 Briana Hamilton, FSU  
 Monica Perry, FSU  
 Tiffani Brown, FSU  
 Hope Rush, GT  
 Kelsi Weseman, GT

Kathy McLaughlin, MD  
 Vangie Galindo, MD  
 Lori Spingola, UNC  
 Renada Davis, NCS  
 Courtney Liddle, VT

### Second Team

Andrea Filler, BC  
 Lacey Waldrop, FSU  
 Kate Kuzma, GT  
 Kendra Knight, MD  
 Ally Blake, UNC

Amy Nece, UNC  
 Kelli Wheeler, UNC  
 Melanie Mitchell, UVA  
 Lauren Gaskill, VT

## ACC Player of the Year

Kelsi Weseman, GT

## ACC Pitcher of the Year

Lori Spingola, UNC

## ACC Freshman of the Year

Renada Davis, NCS

## ACC Coach of the Year

Donna Papa, UNC

## ACC Players of the Week

Feb. 14.....Courtney Liddle, VT  
 Feb. 21.....Briana Hamilton, FSU  
 Feb. 28.....Shannon Bustillos, MD  
 March 6.....Renada Davis, NCS  
 March 13.....Lexi Carroll, MD  
 March 20.....Kelsi Weseman, GT  
 March 27.....Haleigh Dickey, UNC  
 April 3.....Kelsi Weseman, GT  
 April 10.....Briana Hamilton, FSU  
 April 17.....Shannon Bustillos, MD  
 April 24.....Candice Beards, MD  
 May 1.....Kelsi Weseman, GT  
 May 8.....Vangie Galindo, MD

## ACC Pitchers of the Week

Feb. 14.....Lori Spingola, UNC  
 Feb. 21.....Kendra Knight, MD  
 Feb. 28.....Monica Perry, FSU  
 March 6.....Jasmin Harrell, VT  
 March 13.....Melanie Mitchell, UVA  
 March 20.....Lori Spingola, UNC  
 March 27.....Lacey Waldrop, FSU  
 April 3.....Monica Perry, FSU  
 April 10.....Lori Spingola, UNC  
 April 17.....Kendra Knight, MD  
 and Lori Spingola, UNC  
 April 24.....Lacey Waldrop, FSU  
 May 1.....Melanie Mitchell, UVA  
 and Hope Rush, GT  
 May 8.....Jasmin Harrell, VT  
 and Kendra Knight, MD

## All-ACC Academic Team

### Boston College (5)

Nicole D'Argento  
 Irene Delagrammaticas  
 Amanda Horowitz

Morgan Kidd  
 Victoria Speer

### Florida State (5)

Kirstin Austin  
 Tiffani Brown  
 Kelly Hensley

Jessica Nori  
 Bailey Schinella

### Georgia Tech (6)

Shannon Bear  
 Hayley Downs  
 Karly Fullem

Kate Kuzma  
 Alysha Rudnik  
 Kelsi Weseman

### Maryland (3)

Shannon Bustillos  
 Nicole Maier

Kaitlyn Schmeiser

## North Carolina (3)

Ashley Bone  
 Jordan Scarboro

Kelli Wheeler

## NC State (3)

Kirsten Grant  
 Morgan Peeler

Emily Weiman

## Virginia (2)

Marcy Bowdren

Taylor Williams

## Virginia Tech (6)

Dani Anderson  
 Courtney Liddle  
 Kyle McGoldrick

Kelsey Mericka  
 Betty Rose  
 Bkaye Smith

## ACC Softball Scholar-Athlete of the Year

Kelli Wheeler, UNC

## Final USA Today/NFCA Division I Poll

- |                    |                           |
|--------------------|---------------------------|
| 1. Alabama         | 14. Washington            |
| 2. Oklahoma        | 15. Michigan              |
| 3. California      | 16. Hofstra               |
| 4. Arizona State   | 17. Louisville            |
| 5. Oregon          | 18. Florida               |
| 6. Tennessee       | 19. Texas A&M             |
| 7. LSU             | 20. UCLA                  |
| 8. South Florida   | 21. Stanford              |
| 9. Texas           | 22. Hawaii                |
| 10. Georgia        | 23. Syracuse              |
| 11. Missouri       | 24. <b>North Carolina</b> |
| 12. Louisiana-Laf. | 25. Oregon State          |
| 13. Arizona        |                           |

## 2012 Individual ACC Statistical Leaders

### Batting Average

Kathy McLaughlin, MD.....385

### Home Runs

Kelsi Weseman, GT.....13

### Runs Batted In

Haleigh Dickey, UNC.....46

### Runs Scored

Lauren Gaskill, VT.....47

### Base Hits

Tiffani Brown, FSU.....66

Vangie Galindo, MD.....66

### Doubles

Lauren Gaskill, VT.....14

### Triples

Shayla Jackson, FSU.....5

### Stolen Bases

Tiffani Brown, FSU.....43

### Slugging Percentage

Kelli Wheeler, UNC......618

### Earned Run Average

Lacey Waldrop, FSU.....1.33

### Victories

Lori Spingola, UNC.....33

### Strikeouts

Lori Spingola, UNC.....333

### Saves

Nicole D'Argento, BC.....5

## 2012 Team ACC Statistical Leaders

### Batting Average

North Carolina......288

### Earned Run Average

Florida State.....1.53

### Fielding Percentage

Virginia Tech......975

### Scoring

North Carolina.....5.31



# 2012 TEAM GAME HIGHS

## Batting

At bats:	36	-	at Maryland (May 06, 2012)
Runs scored:	13	-	vs UC Santa Barbara (Mar 04, 2012 at Honolulu, Hawaii)
Hits:	15	-	at Florida A&M (Mar 21, 2012)
RBIs:	11	-	vs UC Santa Barbara (Mar 04, 2012 at Honolulu, Hawaii)
	11	-	vs Boston College (Apr 20, 2012)
Doubles:	3	-	vs Tennessee Tech (Feb 11, 2012)
	3	-	vs Jacksonville (Mar 20, 2012)
	3	-	vs Boston College (Apr 20, 2012)
Triples:	2	-	vs North Carolina (Apr 01, 2012)
Home runs:	3	-	vs UC Santa Barbara (Mar 04, 2012 at Honolulu, Hawaii)
Total bases:	21	-	vs UC Santa Barbara (Mar 04, 2012 at Honolulu, Hawaii)
Walks:	13	-	vs N.C. State (May 10, 2012 at Chapel Hill, N.C.)
Strikeouts:	14	-	vs San Diego State (May 19, 2012 at Los Angeles, Calif.)
Sac hits:	2	-	vs Jacksonville (Mar 20, 2012)
	2	-	vs South Alabama (Apr 12, 2012)
Sac flies:	3	-	at Maryland (May 05, 2012)
Stolen bases:	5	-	vs Mississippi (Feb 10, 2012)
	5	-	vs Mercer (Feb 19, 2012)
	5	-	at Virginia (Mar 24, 2012)
Hit by pitch:	2	-	vs Mississippi (Feb 12, 2012)
	2	-	vs Southern Illinois (Feb 25, 2012 at Orlando, Fla.)
Caught stealing:	2	-	vs UC Santa Barbara (Mar 02, 2012 at Honolulu, Hawaii)
	2	-	at Virginia (Mar 25, 2012)
	2	-	vs North Carolina (Apr 02, 2012)
Runners LOB:	13	-	vs Stephen F. Austin (Feb 10, 2012)
	13	-	vs Georgia Tech (Apr 15, 2012)
Hit into DP:	2	-	at Florida A&M (Mar 21, 2012)
	2	-	at Virginia Tech (Apr 07, 2012)
	2	-	vs Georgia Tech (Apr 16, 2012)

## Fielding

Putouts:	28	-	at Maryland (May 06, 2012)
Assists:	15	-	at North Florida (May 01, 2012)
	15	-	at Maryland (May 05, 2012)
Errors:	4	-	vs Wisconsin (Feb 24, 2012 at Orlando, Fla.)
Passed balls:	2	-	vs Jacksonville (Mar 20, 2012)
	2	-	at Virginia Tech (Apr 06, 2012)
	2	-	vs Florida A&M (Apr 10, 2012)
DPs turned:	2	-	(4 times)

## Pitching

Innings pitched:	9.1	-	at Maryland (May 06, 2012)
Runs allowed:	11	-	at Virginia Tech (Apr 06, 2012)
Earned runs:	9	-	vs Georgia Tech (May 11, 2012 at Chapel Hill, N.C.)
Walks allowed:	5	-	vs Tennessee Tech (Feb 11, 2012)
Strikeouts:	13	-	vs UCF (Feb 22, 2012)
	13	-	at Hawai`i (Mar 04, 2012)
Hits allowed:	13	-	vs Georgia Tech (Apr 15, 2012)





# 2012 INDIVIDUAL GAME HIGHS

## Batting

At bats:	5	-	(9 times )
Runs scored:	3	-	(5 times )
Hits:	3	-	(11 times )
RBIs:	6	-	Maddie O'Brien vs UC Santa Barbara (Mar 04, 2012 at Honolulu, Hawai
Doubles:	2	-	(4 times )
Triples:	1	-	(19 times )
Home runs:	2	-	Maddie O'Brien vs UC Santa Barbara (Mar 04, 2012 at Honolulu, Hawai
	2	-	Briana Hamilton at Virginia Tech (Apr 07, 2012)
Total bases:	8	-	(4 times )
Walks:	4	-	Erika Leonard vs Georgia Tech (Apr 15, 2012)
Strikeouts:	3	-	(4 times )
Sac hits:	1	-	(12 times )
Sac flies:	2	-	Maddie O'Brien vs Florida Gulf Coast (Mar 29, 2012)
Stolen bases:	3	-	Tiffani Brown vs Mississippi (Feb 10, 2012)
	3	-	Tiffani Brown at Florida A&M (Mar 21, 2012)
Hit by pitch:	1	-	(21 times )
Caught stealing:	2	-	Loren Smith vs UC Santa Barbara (Mar 02, 2012 at Honolulu, Hawaii)
Runners LOB:	6	-	Morgan Bullock vs Stephen F. Austin (Feb 10, 2012)
	6	-	Shayla Jackson vs N.C. State (May 10, 2012 at Chapel Hill, N.C.)

## Fielding

Putouts:	14	-	Kelly Hensley vs Southern Illinois (Feb 25, 2012 at Orlando, Fla.)
Assists:	8	-	Briana Hamilton vs South Alabama (Apr 12, 2012)
Errors:	3	-	Briana Hamilton vs Florida (Apr 04, 2012)
Passed balls:	2	-	Erika Leonard at Virginia Tech (Apr 06, 2012)
	2	-	Erika Leonard vs Florida A&M (Apr 10, 2012)

## Pitching

Innings pitched:	7.0	-	(18 times )
Runs allowed:	7	-	Monica Perry vs Florida (Apr 04, 2012)
	7	-	Monica Perry at Virginia Tech (Apr 06, 2012)
Earned runs:	7	-	Monica Perry vs Florida (Apr 04, 2012)
Walks allowed:	4	-	Lacey Waldrop vs Mississippi (Feb 10, 2012)
	4	-	Monica Perry vs Georgia Tech (Apr 15, 2012)
	4	-	Lacey Waldrop at Maryland (May 05, 2012)
Strikeouts:	13	-	Monica Perry at Hawai`i (Mar 04, 2012)
Hits allowed:	11	-	Monica Perry vs Georgia Tech (Apr 15, 2012)
Doubles allowed:	4	-	Jessica Nori vs Florida A&M (Apr 10, 2012)
Triples allowed:	1	-	(7 times )
Homers allowed:	2	-	Monica Perry vs North Carolina (Apr 01, 2012)
	2	-	Monica Perry vs Florida (Apr 04, 2012)
Wild pitches:	2	-	Bailey Schinella vs Tennessee Tech (Feb 11, 2012)
	2	-	Lacey Waldrop vs UCF (Feb 22, 2012)
	2	-	Monica Perry vs Tenn.-Chattanooga (Mar 13, 2012)
Hit batters:	2	-	Monica Perry vs North Dakota State (Feb 18, 2012)
	2	-	Monica Perry vs Boston College (Apr 20, 2012)
	2	-	Monica Perry at Maryland (May 06, 2012)



# HALL OF FAME & ALL-AMERICANS

**THE FLORIDA STATE SOFTBALL PROGRAM BOASTS 25 ALL-AMERICANS, INCLUDING EIGHT WHO HAVE EARNED MULTIPLE ALL-AMERICA ACCOLADES**



**Serita Brooks**  
2nd Team, 2000



**Susan Buttery**  
2nd Team, 1993



**Myssi Calkins**  
2nd Team, 1996-97



**Darby Cottle-Veazey**  
1981-82



**Danielle Cox**  
1st Team, 1999



**Tiffany Daniels**  
2nd Team, 1987



**Lisa Davidson**  
1st Team, 1993



**Natalie Drouin**  
1982



**Renee Espinoza**  
2nd Team, 1996



**Kristy Fuentes**  
3rd Team, 1992



**Toni Gutierrez**  
2nd Team, 1992



**Sarah Hamilton**  
3rd Team, 2009




**Casey Hunter**  
2nd Team, 2004



**Christy Larsen**  
3rd Team, 1991



**Cindy Lawton**  
3rd Team, 1995



**Marla Looper**  
3rd Team, 1994



**Leslie Malerich**  
3rd Team, 2000  
2nd Team, 2001



**Susan Painter**  
1982



**Toni Robinette**  
1982



**Jan Sikes**  
1981-82



**Brandi Stuart**  
1st Team, 2002  
2nd Team, 2003



**Jessica van der Linden**  
1st Team, 2003-04



**Elisa Vasquez**  
3rd Team, 2003



**Shamalene Wilson**  
2nd Team, 1994  
3rd Team, 1995  
1st Team, 1996



**Veronica Wootson**  
2nd Team, 2004  
1st Team, 2006  
3rd Team, 2007

## Florida State University Athletics Hall of Fame

**DARBY COTTLE-VEAZEY**  
Inducted 1988

**SUSAN PAINTER**  
Inducted 2000

**LISA DAVIDSON**  
Inducted 2005

**DANIELLE COX**  
Inducted 2009

**JULIE LARSEN-BAKER**  
Inducted 1995

**SHAMALENE WILSON**  
Inducted 2002

**JAN SIKES**  
Inducted 2008

# HONORS & AWARDS

## ALL-REGION

1982 Darby Cottle, Toney Donaldson, Natalie Drouin, Susan Painter, Toni Robinette, Kelly Shaw, Jan Sikes

1984 Greta Bahn, Laurie Holler - 1st team • Teresa Collins - 2nd team

1985 Greta Bahn, Laurie Holler, Tina Kyler, Julie Larsen - 1st team

1986 Carolyn Fiero, Julie Larsen - 1st team • Laurie Holler - 2nd team

1987 Tiffany Daniels, Carolyn Fiero, Julie Larsen - 1st team

1988 Tiffany Daniels, Christy Larsen - 1st team • Julie Larsen - 2nd team

1989 Debbie DeJohn, Christy Larsen, Lori Crouse - 1st team

1990 Christy Larsen, Penny Siqueiros - 1st team • Debbie DeJohn, Julie Rice - 2nd team

1991 Toni Gutierrez - 2nd team

1992 Susan BATTERY, Toni Gutierrez - 1st team • Leslie Adams, Shannan Mitchem, Penny Siqueiros - 2nd team • Leslie Barton - honorable mention

1993 Lisa Davidson, Marla Looper, Leslie Adams, Susan BATTERY - 1st team • Leslie Barton, Toni Gutierrez - 2nd team

1994 Marla Looper, Laurie Shepard, Shamalene Wilson - 1st team • Rebecca Aase, Lisa Davidson, Cindy Lawton - 2nd team

1995 Renee Espinoza, Kristy Hull, Shamalene Wilson - 1st team

1996 Myssi Calkins, Renee Espinoza, Shamalene Wilson - 1st team • Kristy Hull - 2nd team

1997 Myssi Calkins, Kristy Fuentes, Misty Molin - 1st team • Wendy Braye, Kristy Hull - 2nd team

1998 Dana Bailey, Corrie Williams - 1st team • Christy Cerecedes, Kristy Hull, Jennifer White - 2nd team

1999 Danielle Cox - 1st team • Christy Cerecedes - 2nd team

2000 Staci Brandon, Serita Brooks - 1st team • Leslie Malerich - 2nd team

2001 Leslie Malerich, Jennifer White-Cody, Robyn Gauger - 1st team Serita Brooks, Brandi Stuart, Kimmy Carter - 2nd team

2002 Brandi Stuart - 1st team • Jessica van der Linden, Kimmy Carter - 2nd team

2003 Elisa Vasquez, Brandi Stuart, Jessica van der Linden - 1st team • Casey Hunter - 2nd team

2004 Jessica van der Linden, Casey Hunter, Veronica Wootson, Elisa Vasquez - 1st team • Natasha Jacob, Lesley Palmer - 2nd team

2006 Yuruby Alicart, Natasha Jacob, Veronica Wootson - 1st team

2007 Veronica Wootson, Yuruby Alicart - 1st team • Whitney Buckmon, Carly Wynn - 2nd team

2009 Sarah Hamilton, Kaleigh Rafta - 1st team

2010 Sarah Hamilton, Carly Wynn - 2nd team

2012 Tiffani Brown, Shayla Jackson - 2nd team

## ALL-ATLANTIC COAST CONFERENCE

1992 Rebecca Aase, Leslie Adams, Susan BATTERY

1993 Rebecca Aase, Leslie Barton, Susan BATTERY, Lisa Davidson, Toni Gutierrez, Marla Looper

1994 Lisa Davidson, Marla Looper, Shamalene Wilson

1995 Wendy Braye, Renee Espinoza, Kristy Fuentes, Cindy Lawton, Misty Molin, Laurie Shepard, Shamalene Wilson, Niki Zenger

1996 Myssi Calkins, Renee Espinoza, Shamalene Wilson

1997 Wendy Braye, Myssi Calkins, Kristy Fuentes, Kristy Hull, Misty Molin

1998 Dana Bailey, Kristy Hull, Jesse McGregor, Stacy Venable

1999 Danielle Cox, Stacy Venable

2000 Staci Brandon, Serita Brooks, Leslie Malerich, Brandi Stuart

2001 Serita Brooks, Robyn Gauger, Leslie Malerich, Brandi Stuart, Jessica van der Linden

2002 Kimmy Carter, Jessica van der Linden, Leslie Malerich and Brandi Stuart

2003 Brandi Stuart, Casey Hunter, Jessica van der Linden, Elisa Vasquez, Tatiana George

2004 Casey Hunter, Natasha Jacob, Jessica van der Linden, Elisa Vasquez, Beth Wade, Veronica Wootson

2005 Natasha Jacob - 1st team • Casey Hunter, Melissa Wood - 2nd team

2006 Yuruby Alicart, Natasha Jacob, Veronica Wootson - 1st team • LaShaun Davis - 2nd team

2007 Yuruby Alicart - 1st team • Monica Montez, Whitney Buckmon, Tiffany McDonald, Veronica Wootson - 2nd team

2008 Carly Wynn - 1st team • Whitney Buckmon, Tiffany McDonald, Brittany Osmon - 2nd team

2009 Sarah Hamilton, Kaleigh Rafta - 1st team • Terese Gober, Carly Wynn - 2nd Team

2010 Carly Wynn - 1st Team • Sarah Hamilton, Terese Gober, Ashley Stager - 2nd team

2011 Sarah Hamilton, Shayla Jackson, Jen Lapicki - 2nd Team

2012 Briana Hamilton, Tiffani Brown, Monica Perry - 1st Team • Lacey Waldrop - 2nd Team

## ALL-TOURNAMENT TEAMS

1981 **AIAW NATIONAL CHAMPIONSHIPS**  
Charlotte Cates, Darby Cottle, Natalie Drouin, Carol O'Domski, Susan Painter

**FLORIDA INVITATIONAL**  
Charlotte Cates, Darby Cottle, Jan Sikes

**SOUTH FLORIDA INVITATIONAL**  
Darby Cottle, Pat Mangan, Carol O'Domski, Venus Ross, Jan Sikes

**NORTH CAROLINA STATE INVITATIONAL**  
Charlotte Cates, Darby Cottle, Toni Robinette, Venus Ross

**AIAW REGION III**  
Darby Cottle, Natalie Drouin, Cathy Gooding, Carol O'Domski, Venus Ross

1982 **FLORIDA STATE INVITATIONAL**  
Darby Cottle, Cathy Gooding, Susan Painter, Toni Robinette

**SOUTH FLORIDA INVITATIONAL**  
Darby Cottle, Toney Donaldson, Cathy Gooding

**NORTH CAROLINA STATE INVITATIONAL**  
Darby Cottle, Toney Donaldson, Natalie Drouin, Susan Painter, Jan Sikes, Sandie Williams

**AIAW REGIONAL CHAMPIONSHIPS**  
Darby Cottle, Toney Donaldson, Cathy Gooding, Susan Painter, Toni Robinette, Kelly Shaw, Jan Sikes

**AIAW NATIONAL CHAMPIONSHIPS**  
Darby Cottle, Susan Painter, Toni Robinette, Linda Tyrrell, Sandie Williams

1983 **FLORIDA INVITATIONAL**  
Cathy Gooding, LeAnn Harrell, Kelly Tillman

1983 **SOUTH FLORIDA INVITATIONAL**  
Darby Cottle, Toney Donaldson, LeAnn Harrell, Carla Long

**FLORIDA STATE INVITATIONAL**  
Teresa Collins, Toney Donaldson, Cathy Gooding, LeAnn Harrell

**NORTH CAROLINA STATE INVITATIONAL**  
Theresa Collins, Darby Cottle (MVP), LeAnn Harrell, Carla Long, Cricket Olafson, Sunnie O'Neal, Susan Painter

**AIAW STATE CHAMPIONSHIPS**  
Darby Cottle, LeAnn Harrell, Susan Painter

**AIAW NATIONAL CHAMPIONSHIPS**  
Darby Cottle, Toney Donaldson, LeAnn Harrell, Carla Long, Cricket Olafson, Susan Painter 1984

**LADY SEMINOLE INVITATIONAL**  
Shelley Berube, Cathy Gooding, Tina Kyler (MVP), Leslie Miller, Susan Painter

**LADY FLAME INVITATIONAL**  
Teresa Collins, Tina Kyler

1985 **LADY SEMINOLE INVITATIONAL**  
Greta Bahn, Laurie Holler, Wendy Rogers

**SOUTH CAROLINA INVITATIONAL**  
Amy Snider

**FLORIDA COLLEGIATE CHAMPIONSHIP**  
Greta Bahn, Shelley Berube, Tina Kyler, Leslie Miller (MVP), Wendy Rogers

1986 **LADY SEMINOLE INVITATIONAL**  
Carolyn Fiero, Julie Larsen

**SOUTH CAROLINA INVITATIONAL**

1987 **BARBARA GILLESPIE, JULIE LARSEN (MVP)**  
**SOUTH FLORIDA INVITATIONAL**  
Tiffany Daniels, Judi Davison, Carolyn Fiero

**LADY SEMINOLE INVITATIONAL**  
Kari Keith

1988 **SOUTH FLORIDA INVITATIONAL**  
Tiffany Daniels

**LADY SEMINOLE INVITATIONAL**  
Lori Crouse, Tiffany Daniels (MVP), Kari Keith, Christy Larsen, Julie Larsen

**NATIONAL INVITATIONAL CHAMPIONSHIP**  
Tiffany Daniels, Christy Larsen

1989 **FROST CUTLERY INVITATIONAL**  
Debbie DeJohn, Kelly Flaczinski, Christy Larsen

**LADY SEMINOLE INVITATIONAL**  
Kelly Flaczinski

1990 **NCAA WOMEN'S COLLEGE WORLD SERIES**  
Leslie Barton, Debbie DeJohn

1991 **LADY SEMINOLE INVITATIONAL**  
Tina Getherall, Penny Siqueiros (MVP)

1992 **LADY SEMINOLE INVITATIONAL**  
Leslie Barton, Toni Gutierrez (MVP)

**ACC CHAMPIONSHIP**  
Rebecca Aase, Leslie Adams, Leslie Barton, Susan BATTERY (MVP), Toni Gutierrez, Shannan Mitchem, Penny Siqueiros

**SOUTH FLORIDA INVITATIONAL**  
Lisa Davidson

**TAR HEEL INVITATIONAL**  
Toni Gutierrez (MVP)

1993 **TAR HEEL INVITATIONAL**  
Lisa Davidson

**LADY SEMINOLE INVITATIONAL**  
Marla Looper, Susan BATTERY, Leslie Adams (MVP)

**ACC CHAMPIONSHIP**  
Leslie Barton, Susan BATTERY, Heather Conway, Lisa Davidson (MVP), Toni Gutierrez, Marla Looper

1994 **SOUTH FLORIDA INVITATIONAL**  
Cindy Lawton, Shamalene Wilson

**ACC CHAMPIONSHIP**  
Marla Looper, Jennifer Olow, Windy Weltz, Shamalene Wilson

**LADY SEMINOLE INVITATIONAL**  
Shamalene Wilson

1995 **TAR HEEL INVITATIONAL**  
Jennifer Olow, Shamalene Wilson

**ACC CHAMPIONSHIP**  
Wendy Braye, Myssi Calkins, Renee Espinoza, Heather Feltmann, Kristy Fuentes, Kristy Hull

**TAR HEEL INVITATIONAL**  
Renee Espinoza, Cindy Lawton, Misty Molin

**GLADSTONE'S/USF SOFTBALL CLASSIC**  
Wendy Braye, Renee Espinoza (MVP), Cindy Lawton

**LADY SEMINOLE INVITATIONAL**  
Krisly Hull, Cindy Lawton, Misty Molin, Laurie Shepard

1996 **SPEEDLINE/USF SOFTBALL CLASSIC**  
Renee Espinoza, Shamalene Wilson

**LADY SEMINOLE INVITATIONAL**  
Kristy Hull, Shamalene Wilson

**TAR HEEL INVITATIONAL**  
Myssi Calkins, Kristy Fuentes

**ACC CHAMPIONSHIP**  
Renee Espinoza (MVP), Kristy Hull, Windy Weltz, Shamalene Wilson

1997 **SPEEDLINE/USF SOFTBALL CLASSIC**  
Wendy Braye

**TAR HEEL INVITATIONAL**  
Myssi Calkins, Kristy Fuentes, Misty Molin, Tami Post

**ACC CHAMPIONSHIP**  
Myssi Calkins, Kristy Fuentes (MVP), Kristy Hull, Tami Post

1998 **TALLAHASSEE DEMOCRAT / FLORIDA STATE INVITATIONAL**  
Dana Bailey, Kristy Hull, Jennifer White (MVP)

**GEORGIA BUZZ CLASSIC**  
Jesse McGregor

# HONORS & AWARDS

1999 Stacy Venable (MVP), Corrie Williams  
**TALLAHASSEE DEMOCRAT / FLORIDA STATE INVITATIONAL**  
 Danielle Cox  
**ACC CHAMPIONSHIP**  
 Danielle Cox (MVP), Teresa Edenfield, Tami Post, Stacy Venable

2000 **NCAA LOS ANGELES REGIONAL**  
 Serita Brooks, Leslie Malerich, Staci Brandon, Andi Lyons  
**UTC FROSTn CUTLERY CHALLENGE**  
 Leslie Malerich (MVP), Becky Wallace, Brandi Stuart, Teresa Edenfield  
**TALLAHASSEE DEMOCRAT / FLORIDA STATE INVITATIONAL**  
 Staci Brandon, Serita Brooks  
**ACC CHAMPIONSHIP**  
 Leslie Malerich (MVP), Serita Brooks, Natalie Bennett, Staci Brandon

2001 **ACC CHAMPIONSHIP**  
 Leslie Malerich, Natalie Bennett, Serita Brooks, Monique Marier  
**NCAA TALLAHASSEE REGIONAL**  
 Leslie Malerich, Robyn Gauger, Jessica van der Linden, Jennifer White-Cody, Monique Marier, Serita Brooks

2002 **TROY COX CLASSIC**  
 Kimmy Carter, Brandi Stuart, Jessica van der Linden (MVP)  
**BUZZ CLASSIC**  
 Brandi Stuart  
**ACC CHAMPIONSHIP**  
 Brandi Stuart, Jessica van der Linden  
**NCAA TALLAHASSEE REGIONAL**  
 Brandi Stuart, Kimmy Carter, Jessica van der Linden, Shundra Colzie, Leslie Malerich (MOP)

2003 **COLLEGE WORLD SERIES**  
 Leslie Malerich  
**SEMINOLE INVITATIONAL ALL-TOURNEY**  
 Jessica van der Linden, Casey Hunter

2004 **2003 BUZZ CLASSIC**  
 Beth Wade (MVP)  
**ACC CHAMPIONSHIP**  
 Lesley Palmer (MVP), Shandra Colzie, Elisa Vasquez, Casey Hunter

2005 **NFCA LEADOFF CLASSIC**  
 Jessica van der Linden, Natasha Jacob, Tatiana George, Casey Hunter  
**SEMINOLE CHALLENGE**  
 Jessica van der Linden, Natasha Jacob, Tatiana George, Casey Hunter  
**FSU INVITATIONAL**  
 Jessica van der Linden (MVP), Casey Hunter, Lesley Palmer, Veronica Wootson, Natasha Jacob  
**ACC CHAMPIONSHIP**  
 Casey Hunter (MVP), Lesley Palmer, Jessica van der Linden, Elisa Vasquez, Beth Wade

2006 **NCAA REGION 4**  
 Jessica van der Linden (MOP), Veronica Wootson, Natasha Jacob  
**NFCA LEADOFF CLASSIC**  
 Tatiana George

2007 **SUNSHINE STATE TOURNAMENT**  
 Tiffany McDonald, Brittany Osmon, Veronica Wootson  
**FLORIDA STATE INVITATIONAL**  
 Natasha Jacob (MVP), Kim Hoffer, Casey Hunter, Melissa Wood

2008 **EARLY BIRD**  
 Carly Brieske, LaShaun Davis, Kim Hoffer, Natasha Jacob, Michelle Snyder  
**SEMINOLE CLASSIC**  
 Natasha Jacob (MVP), Yuruby Alicart, Carly Brieske, Tiffany McDonald  
**SUNSHINE STATE**  
 Yuruby Alicart, Whitney Buckmon, Natasha Jacob  
**ACC CHAMPIONSHIP**  
 Carly Brieske, Tiffany McDonald

2009 **NFCA LEADOFF CLASSIC**  
 Veronica Wootson, Yuruby Alicart

2005 **ACC CHAMPIONSHIP**  
 Robin Ahrberg, Yuruby Alicart, Veronica Wootson

2006 **NFCA LEADOFF CLASSIC**  
 Brittany Osmon  
**EARLY BIRD TOURNAMENT**  
 Whitney Buckmon, Terese Gober, Brittany Osmon (MVP)  
**SEMINOLE CLASSIC**  
 Whitney Buckmon, Jessica Gilmore, Allison Collins, Ashley Stager

2007 **ACC CHAMPIONSHIP**  
 Brittany Osmon  
**ACC CHAMPIONSHIP**  
 Sarah Hamilton, Kaleigh Rafter, Carly Wynn

2010 **ACC CHAMPIONSHIP**  
 Robin Ahrberg, Tiffani Brown, Sarah Hamilton

2011 **ACC CHAMPIONSHIP**  
 Celeste Gomez, Sarah Hamilton (MVP), Jen Lapicki, Courtney Senas

2012 **ACC CHAMPIONSHIP**  
 Maddie O'Brien  
**BANK OF HAWAII TOURNAMENT**  
 Lacey Waldrop, Shayla Jackson, Erika Leonard, Courtney Senas

2005 **USA Softball National Player Of The Week**  
 Jessica van der Linden (March 16)  
**NFCA National Player Of The Week**  
 Jessica van der Linden (March 16)  
**CoSIDA Academic All-District III**  
 Natasha Jacob  
**CoSIDA Second Team Academic All-American**  
 Natasha Jacob  
**CoSIDA First Team Academic All-American**  
 Natasha Jacob  
**CoSIDA First Team Academic All-District 3**  
 Natasha Jacob  
**Easton/Bell Sports All-American**  
 Veronica Wootson (1st Team), Natasha Jacob (3rd Team)

2006 **ACC Freshman of the Year**  
 Monica Montez  
**CoSIDA/ESPN The Magazine Second-Team**  
 Melissa May  
**Academic All-District Third-Team**  
 Melissa May  
**Easton All-American**  
 Veronica Wootson  
**NFCA All-America**  
 Veronica Wootson  
**Lowe's Senior CLASS Award Candidate**  
 Tiffany McDonald  
**All-ACC Academic**  
 Whitney Buckmon, Terese Gober, Tiffany McDonald, Brittany Osmon, Carly Wynn  
**CoSIDA/ESPN the Magazine Academic All-District**  
 Carly Wynn (1st Team), Robin Ahrberg (1st Team), Melissa May (2nd Team)  
**ACC Player of the Week**  
 Brittany Osmon (2), Ashley Stager  
**ACC Pitcher of the Week**  
 Tiffany McDonald (2)  
**CoSIDA/ESPN the Magazine Academic All-American**  
 Carly Wynn (3rd Team)  
**CoSIDA/ESPN the Magazine Academic All-District**  
 Carly Wynn (1st Team), Michelle Snyder (2nd Team)  
**ACC Pitcher of the Year**  
 Sarah Hamilton  
**ACC Player of the Week**  
 Kaleigh Rafter (2), Ashley Stager  
**ACC Pitcher of the Week**  
 Sarah Hamilton (2)  
**NCAA Postgraduate Scholarship**  
 Kaleigh Rafter  
**ACC Pitcher of the Week**  
 Sarah Hamilton, Terese Gober  
**ACC Player of the Week**  
 Ashley Stager  
**NCAA Postgraduate Scholarship**  
 Terese Gober, Carly Wynn  
**CoSIDA/ESPN The Magazine Academic All-District III Softball Team**  
 Carly Wynn  
**ESPN The Magazine Academic All-American Third Team**  
 Carly Wynn  
**ACC Pitcher of the Week**  
 Sarah Hamilton (2)  
**ACC Player of the Week**  
 Tiffani Brown, Shayla Jackson  
**Softball Golden Nole Award**  
 Ashley Stager  
**ACC Top Six for Service Award**  
 Ashley Stager  
**SemiGnome Award (Community Service)**  
 FSU Softball Team  
**Capital One Academic All-District Second Team**  
 Jen Lapicki, Lauren Varsalona  
**All-ACC Academic Team**  
 Robin Ahrberg, Shayla Jackson, Jen Lapicki, Jessica Nori  
**Lowe's Senior CLASS Award candidate**  
 Shayla Jackson  
**Louisville Slugger National Player of the Week**  
 Monica Perry  
**ACC Player of the Week**  
 Briana Hamilton (2)  
**ACC Pitcher of the Week**  
 Monica Perry (2), Lacey Waldrop (2)  
**Capital One Academic District Team**  
 Jessica Nori, Kirstin Austin  
**All-ACC Academic Team**  
 Bailey Schinella, Jessica Nori, Kirstin Austin, Kelly Hensley, Tiffani Brown

## OTHER ACCOMPLISHMENTS

1981 **ASA Outstanding Athlete**  
 Darby Cottle  
**USOC Best Amateur Softball Player in the Nation**  
 Darby Cottle  
**FAIAW Softball Coach of the Year**  
 JoAnne Graf

1982 **Olympia Award**  
 Darby Cottle  
**Broderick Award**  
 Darby Cottle

1992 **Most Valuable Pitcher in the South Florida Invitational**  
 Toni Gutierrez

1998 **NFCA/Louisville Slugger Division 1 Player of the Week**  
 Jennifer White-Cody

1999 **ACC Weaver-James-Corrigan Postgraduate Scholarship**  
 Stacy Venable

2001 **Verizon Academic All-District 3 Softball Team**  
 Brandi Stuart

2001 **NFCA Academic All-American**  
 Becky Brock, Beth Wade

2001 **NFCA/Louisville Slugger Division 1 Player of the Week**  
 Brandi Stuart

2001 **MVP (Pitcher) FAU/Worth Invitational**  
 Leslie Malerich

2001 **NFCA Outstanding Performer**  
 Jennifer White-Cody

2001 **NFCA Southeast Region Coaching Staff of the Year**

2002 **NFCA/Speedline Southeast Region Coaching Staff of the Year**

2002 **Verizon Academic All-American**  
 Brandi Stuart

2003 **Verizon Academic All-Region**  
 Shandra Colzie (1st Team)  
**NFCA National D1 Player of the Week**  
 Jessica van der Linden  
**USA Softball National Player Of The Year Finalist**  
 Jessica van der Linden (Top 10)

2004 **USA Softball National Player of the Year**  
 Jessica van der Linden  
**Honda Award Winner for Softball**  
 Jessica van der Linden  
**ESPY AWARD "Best Collegiate Female" Nominee**  
 Jessica van der Linden  
**CoSIDA District III Academic All-Region**  
 Natasha Jacob  
**Easton All-Americans**  
 Casey Hunter (1st Team), Jessica van der Linden (1st Team), Veronica Wootson (2nd Team)



# ALL-TIME LETTERWINNERS

**A**  
 Rebecca Aase 1991-94  
 Leslie Adams 1992-93  
 Robin Ahrberg 2007-08, 2010-11  
 Shannon Aiken 1989  
 Yuruby Alicart 2006-07  
 Nancy Anderson 1981  
 Leah Armstrong 2001  
**Kirstin Austin** 2011-12  
 Kim Averill 1989

**B**  
 Greta Bahn 1984-86  
 Dana Bailey 1996-99  
 Jill Baker 1981-82  
 Leslie Barton 1990-93  
 Jill Bellamy 1986-88  
 Natalie Bennett 2000-01  
 Shelley Berube 1984  
 Debbie Billington 1978-79  
 Carla Bingham 1982-83  
 Michelle Bishop 1995  
 Mallory Borden 2009-10, 12  
 Staci Brandon 2000-01  
 Wendy Braye 1994-97  
 Carly Brieske 2003-06  
 Becky Brock 1999-02  
 Serita Brooks 2000-01  
 Jennifer Brown 1998  
**Tiffani Brown** 2010-12  
 Amber Bryant 2009, 11-12  
 Colleen Buckley 1978-79  
 Whitney Buckmon 2005-08  
**Morgan Bullock** 2010-12  
 Jodie Bullock 1990  
 Jennifer Butler 1995  
 Susan Buttery 1990-93

**C**  
 Myssi Calkins 1994-97  
 Kimmy Carter 1999-02  
 Charlotte Cates 1981  
 Christy Cerecedas 1998-99  
 Rosalind Chou 1996-97  
 Sharon Coats 1979-80  
 Shandra Colzie 2002-03  
 Shundra Colzie 2002-03  
 Allison Collins 2008-10  
 Jan Collins 1978  
 Kayla Collins 2006-07  
 Teresa Collins 1983-84  
 Heather Conway 1992-93  
 Dina Cooper 1983-84  
 Suzanne Cooper 1987  
 Shawnda Corbin 1988  
 Cheryl Cordes 1978  
 Darby Cottle 1980-82  
 Danielle Cox 1998-99  
 Skyla Cox 2001-02  
 Bonnie Craig 1978-79  
 Lori Crouse 1986-89

**D**  
 Tiffany Daniels 1986-89  
 Lisa Davidson 1991-94  
 Wendy Davis 1982-84  
 LaShaun Davis 2004-07  
 Judi Davison 1985-87  
 Debbie DeJohn 1987-90  
 Jennie Dillmore 1992-93  
 Tabitha Doka 1994  
 Toney Donaldson 1982-83

Jennifer Drawdy 1994  
 Natalie Drouin 1981-82

**E**  
 Teresa Edenfield 1997-00  
 Stephanie Elowsky 2000-01  
 Sherri Emetario 1986-87  
 Renee Espinoza 1995-96  
 Bonnie Evans 1988  
 Heather Feltmann 1993-95  
 Stephanie Ferlita 1995-96  
 Carolyn Fiero 1986-87  
 Kelly Flaczinski 1988-91  
 Katie Fricke 2004-05  
 Kristy Fuentes 1994-97

**G**  
 Carey Galuppi 2003-06  
 Camille Garcia 2007-09  
 Robyn Gauger 2000-01  
 BillieAnne Gay 2003-06  
 Tatiana George 2002-05  
 Tina Getherail 1990-92  
 Barbara Gillespie 1985-86  
 Jessica Gilmore 2007-09  
 Terese Gober 2007-09-10  
**Celeste Gomez** 2011-12  
 Cathy Gooding 1981-84  
 Kim Googe 1979-80  
 Cindy Gordon 1992-93  
 Toni Gutierrez 1990-93

**H**  
 Tory Haddad 2010  
 Lisa Hall 1998  
**Briana Hamilton** 2011-12  
 Sarah Hamilton 2008-11  
 Roxanne Hantelmann 1986  
 Trisha Hardy 1978  
 LeAnn Harrell 1982-84  
 Barb Harris 1978  
 Amy Harrison 2004-05  
 Becky Harrison 1988-91  
**Kelly Hensley** 2011-12  
 Jackie Hirschfeld 1998-02  
 B.J. Hodges 1990-91  
 Cula Hodges 1980  
 Kim Hoffer 2004-06  
**Erika Hoffner** 2012  
 Laurie Holler 1985-86  
 Kristy Hull 1995-98  
 Casey Hunter 2002-05

**J**  
 Shayla Jackson 2009-12  
 Natasha Jacob 2003-06  
 Julie Jordan 2001-02  
 Brittany Joseph 2008-10

**K**  
 Kari Keith 1986-89  
 Sarah King 1997-98  
 Charlene Koski 1980  
 Brittany Krbec 2007  
 Tina Kyler 1984-85

**L**  
 Hunter LaFountain 1989-90  
 Kelly Langston 2007-08  
 Jen Lapicki 2010-11  
 Christy Larsen 1988-91

Julie Larsen 1985-88  
 Robyn Larson 2002-03  
 Monica Lawfield 1984  
 Dianne Lawrence 1978  
 Cindy Lawton 1994-95  
 Gayle Lee 1978  
**Erika Leonard** 2012  
 Nicolette Levine 2012  
 Bryttani Lindheim 2002-03  
 Marla Looper 1993-94  
 Andi Lyons 1999-00

**M**  
 Leslie Malerich 1999-02  
 Pat Mangan 1980-81  
 Monique Marier 2001-02  
 Diane Maroe 1979  
 Sandy Martinez 1988-89  
 Meggan Matson 1997  
 Melissa May 2006-08  
 Kristie McConn 2008-11  
 Tiffany McDonald 2005-08  
 Jesse McGregor 1996-99  
 Monica Montez 2007-10  
 Lora Migliaccio 1988-91  
 Shannan Mitchem 1989-92  
 Kelly Miller 1998-00  
 Leslie Miller 1984  
 LaTanya Mitchell 1999-00  
 Misty Molin 1995-98  
 Amanda Moore 2007  
 Evelyn Morgado 2012  
 Bonnie Morgan 1978  
 Lauren Mullins 2010  
 Marie Mygonik 1978

**N**  
 Heidi Nelson 1984  
**Jessica Nori** 2011-12  
 Cathy Norton 1978-80

**O**  
**Maddie O'Brien** 2012  
 Carol O'Domski 1980-81  
 Cricket Olafson 1983  
 Jennifer Olow 1991-94  
 Sunnie O'Neal 1981-84  
 Brittany Osmon 2005-08  
 Sherri Owens 1988

**P**  
 Robin Pace 1983-84  
 Susan Painter 1981-84  
 Lesley Palmer 2003-05  
 Adrienne Pearson 1994-95  
**Lindsey Peppers** 2012  
 Sandy Perkins 1979  
**Monica Perry** 2012  
 Kim Petrovich 2006  
 Robyn Petrovich 2005-08  
 Tami Post 1996-99  
 Chris Priester 1986

**R**  
 Kaleigh Rafter 2009  
 Julie Rice 1988-91  
 Brenda Richardson 1989  
 Toni Robinette 1981-82  
 Courtney Rosen 2007, 2009-10

Venus Ross 1980-81  
 Daphne Russell 1987-88

**S**  
 Layne Salvador 1979-82  
 Mary J.T. Sands 1980  
 Stacey Sawnier 1979-82  
**Bailey Schinella** 2012  
 Kelly Schnute 1995-96  
 Mary Schuehler 1978-79  
**Courtney Senas** 2011-12  
 Kelly Shaw 1982-83  
 Laurie Shepard 1992-95  
 Lena Sifen 2004  
 Jan Sikes 1981-82  
 Terri Silviola 1980  
 Tracy Simmons 1987  
 Penny Siqueiros 1989-92  
 Debbie Smith 1986  
 Loren Smith 2012  
 Amy Snider 1983-86  
 Michelle Snyder 2006-09  
 Sue Spangel 1978-79  
 Ashley Stager 2008-11  
 Courtney Stager 2009  
 Briar Stanley 2010-11  
 Lynn Steele 1985-87  
 Ronnie Stengel 1978  
 Brandi Stuart 2000-03  
 Stacie Symonds 1994

**T**  
 Windy Taff 1996-97  
 Tammi Terrell 1983  
 Cynthia Thomas 1978-79  
 Robin Thomas 1983  
 Laurie Tiedt 1984-87  
 Julie Tiggis 2003-04  
 Kelly Tillman 1981-84  
 Dale Townsend 2010-11  
 Rose Trezza 1978  
 Linda Tyrrell 1980-82

**V**  
 Jessica van der Linden 2001-04  
 Lauren Varsalona 2009-11  
 Elisa Vasquez 2001-04  
 Stacey Venable 1997-99  
 Dana Vickery 1999


**W**  
 Beth Wade 2001-04  
**Lacey Waldrop** 2012  
 Becky Wallace 1997-00  
 Lita Weingart 1980  
 Windy Weltz 1994-97  
 Jennifer White-Cody 1998-01  
 Corrie Williams 1996-99  
 Felicia Williams 1999-00  
 Sandie Williams 1982  
 Debbie Willis 1978  
 Robin Willy 1978  
 Shamalene Wilson 1993-96  
 Vicki Wilson 1978  
 Melissa Wood 2005-06  
 Tina Wood 1993-94  
 Veronica Wootson 2004-07  
 Carly Wynn 2007-10

**Z**  
 Niki Zenger 1995-96

(Since 1978)  
 Active Players in **Bold**



# PRO & INTERNATIONAL PLAYERS



**Brandi Stuart**



**Casey Hunter**



**Elisa Vasquez**



**Jessica van der Linden**



**Leslie Malerich**



**Mysii Calkins**



**Kaleigh Rafter**



**Tatiana George**



**Tiffany McDonald**



**Veronica Wootson**

**LAURIE SHEPARD**  
Silver Bullets  
(1995-98)

**CASEY HUNTER**  
Connecticut Brakettes  
(2006)

**RENEE ESPOINOZA**  
Georgia Price  
(1997)

**JESSICA van der LINDEN**  
Arizona Heat  
(2004)  
Puerto Rico National Team

**YURUBY ALICART**  
Venezuelan National Team  
(2007-08)  
2008 Beijing Olympics Participant

**TATIANA GEORGE**  
Harlem Diamonds  
(2005)

**BRANDI STUART**  
Akron Racers  
(2004)

**MYSII CALKINS**  
Georgia Pride  
(1999)

**SHANNON MITCHEM**  
Silver Bullets  
(1993-98)

**SHAMALENE WILSON**  
Georgia Pride  
(1997)

**LESLIE MALERICH**  
Connecticut Brakettes  
(2005-06)  
Italian National Team

**LESLIE ADAMS**  
Carolina Diamonds  
(1997-99)

**TIFFANY MCDONALD**  
British National Team  
(2006)  
Coached for Dutch National Team

**ELISA VASQUEZ**  
Houston  
(2004)

**KRISTY FUENTES**  
Georgia Pride  
(1998)

**VERONICA WOOTSON**  
Akron Racers  
(2007-08)

**KALEIGH RAFTER**  
Canadian National Team  
(2007-08)  
2008 Beijing Olympics Participant

**CARLY WYNN**  
Tennessee Diamonds  
(2010)

**TERESE GOBER**  
Mannheim Tornados  
(2010)



**Yuruby Alicart**



# 1981 & 1982 NATIONAL CHAMPIONS

Before the games were televised on ESPN and before there were professional leagues, the main goal of collegiate softball was to go out, give your best and try to win, but mainly the student-athletes were there because they loved the game and they wanted to have fun. For two years in the early 1980's, the Florida State softball team not only had fun, but also dominated the competition and brought home a pair of national championships.

There was plenty of reason for optimism going into the 1981 season after FSU won 13 of its last 15 games the year before and was one game away from advancing to the AIAW National Tournament. Countering the momentum from 1980 was the inexperience of the 1981 roster which featured only six returnees but a host of talented newcomers.

"It was a lot of fun," former head coach Dr. JoAnne Graf said. "They had known each other from summer league ball so I think there was a lot of respect right away. Anytime you win it's a whole lot of fun. That team was in every game, they won, obviously, most of them, but it's always fun to coach people who win and they worked hard. They just had that confidence, that air that they were going to have to lose the game; no one was going to beat them."

Any concerns about the 1981 season were quickly erased as the Seminoles ran out to a 19-2 start with a trio of tournament titles. The only hiccup during the year came at the South Florida Invitational as FSU lost three of four but that also served as a wake up call as the Seminoles won 16-straight games to push their record to 38-5.

Just when the Seminoles had everything going in their favor, another bump in the road came. Winners of its last 16 games, FSU dropped a pair of games to East Carolina to finish second at the North Carolina State Invitational. But just like the losses at South Florida, the setback refocused the Seminoles when they needed it the most.

Few would have guessed that the 5-2 loss to the Pirates would be the Seminoles' last of the season. FSU took four-straight heading into the FAIAW State Tournament where it breezed to the state title with four more wins to match the most wins in school history. Up next was the AIAW Region III Tournament where the Seminoles took the next step, sweeping four more games to advance to the National Tournament.

Proving its versatility, FSU won every way possible, outscoring Western Carolina 13-9 in the first game before winning a defensive triumph 4-3 over North Carolina State. FSU disposed of the Pirates 12-3 then beat North Carolina 4-1 to capture the school's first national championship in women's athletics.

Postseason accolades came in for Darby Cottle as the shortstop collected All-America honors after hitting .428. Joining her on the All-America squad was second baseman Jan Sikes as she hit .477.

"Those teams were so full of life, heart, we had great camaraderie," former player Susan Painter said. "It started at the top with JoAnne. We had a great group of players, but she was the main component. She kept us on top and kept fighting for us and for the title. Every great team has a fit and that one certainly did. It was quite a group. We still keep in touch, but I miss that."

The pieces were in place for another run in 1982 and the Seminoles wasted no time as they won their first 12 games, highlighted by the title at the Florida Invitational - including eight shutouts. Ironically the "low point" of the season came at the Lady Seminole Invitational where FSU lost three in a row.

But just like they had done the previous year, the Seminoles bounced back to win 10-straight, including titles at the Friendly City and South Florida Invitationals. Twice during the middle half of the season the Seminoles scored 30 runs or more, including a 39-5 drubbing of Georgia Southern.

Despite all of FSU's success that year - the Seminoles won four of six regular season tournaments - there was one team it could not get past: rival Florida. Of the 10 losses that season, six came to the Gators, including back-to-back losses at the Montgomery Invitational where FSU finished second.

Similar to 1981, the losses refocused the Seminoles as they won their next 12 going into the FAIAW tournament. UF got the Tribe again 2-1 in the third game, but



the Seminoles won a pair to claim the state title. Florida State had relatively little trouble in the regional tournament, only dropping a 2-1 decision to South Florida before beating the Bulls for the trophy.

The stage was set for a repeat and the Seminoles were on a mission having won 21 of their last 23 games. The first three games were a breeze as FSU outscored its opponents 46-6 with wins over Georgia Southern, South Florida and UNC-Charlotte. All that stood between FSU and its second national championships were the Florida Gators.

While Florida State held an 8-6 lead in the season series, Florida was the only team that had been close to FSU over the last five years and handed the Seminoles their worst loss in school history at the time, a 14-0 defeat during the middle of the season. With the championship on the line the Seminoles were at their best and they prevailed 9-4 to claim their second-straight national championship.

The accolades poured in for the Seminoles again, headed by Cottle who was named the Broderick Award winner as the AIAW Player of the Year. She was joined on the All-America squad by Natalie Drouin, Painter, Toni Robinette and Sikes.

"We were like a big family, I don't even remember anyone not getting along," Drouin said. "We had two great teams and I don't know which one was better. They were pretty equal. At the time none of us really knew what we had accomplished, we just wanted to do our best and have fun, but afterwards it was thrilling."

The Seminoles won 110 games those two years with a 54-7 record in 1981 and a 56-10 mark the year after. Florida State was an offensive juggernaut those two seasons, scoring an average of 9.2 runs per game. What might be even more impressive was the Seminoles' pitching and defense. Behind Painter, the team's lone pitcher, FSU gave up only 2.7 runs per game, a number that is unfathomable in slow pitch.

"I remember a lot of team unity and enthusiasm," Cottle said. "We were a group of winners, that's for sure, and we were a team that was willing to do whatever it took to get to the top. I'm just proud to have been part of the teams that started a tradition of winning."

While the AIAW was disbanded one year later and FSU went to NCAA competition in 1984, the players on those teams were the founders of a legacy that continues today.



# DR. JOANNE GRAF

Dr. JoAnne Graf spent 30 successful seasons at the helm of the Florida State softball program. With 1,437 victories under her belt, Graf retired on June 15, 2008, with more wins than any other head coach in collegiate softball.

The first collegiate softball coach to earn 1,400 victories, Graf's numerous achievements with Florida State softball include AIAW slowpitch national championships in 1981 and 1982, seven trips to the Women's College World Series, with the first coming in 1986 (just four years after FSU went to NCAA fastpitch softball), 21 NCAA Regional appearances and 10 Atlantic Coast Conference titles.

On April 2, 2005, then-Florida State University President Dr. T.K. Wetherell officially renamed the softball stadium "JoAnne Graf Field at the Seminole



Softball Complex," making her among only two active softball coaches with fields named after them.

One of the most prolific coaches in collegiate softball, Graf concluded her career having won 75 percent of her games (1,437-478-6), including a 1,218-425-6 (.740) mark in NCAA Division I play. Her NCAA career win total is currently second all-time. Florida State averaged 50.75 wins per year under her guidance since beginning NCAA play ranked No. 1 all-time.

Graf is a 1975 graduate of Florida State. In 1992, she earned her doctorate degree in athletic administration at FSU, and continues to teach at her alma mater today.

### **The JoAnne Graf File**

- 1,437 All-Time Victories at Florida State
- Back-to-Back AIAW National Championships (1981 & 1982)
- Six-Time ACC Coach of the Year
- 10 Atlantic Coast Conference Titles
- 21 NCAA Tournament Appearances
- 45 NCAA Tournament Victories
- Seven Women's College World Series Appearances
- 34 All-America Awards
- 74 All-ACC Selections





# NCAA RECORDS

## INDIVIDUAL LEADERS

### SINGLE-GAME RECORDS

#### STOLEN BASES

5 Serita Brooks, Florida State vs. Bethune-Cookman May 17, 2001 (6th)

#### CONSECUTIVE GAMES HITTING STREAK

28 ..... Natasha Jacob, Florida State  
April 4, 2005-Feb. 14, 2006 (T-15th)

#### CONSECUTIVE STOLEN BASES

54 ..... Serita Brooks, Florida State  
Feb. 9-May 19, 2001 (T-9th)

#### CONSECUTIVE VICTORIES

50 ..... Rebecca Aase, Florida State  
Feb. 25, 1991-April 24, 1993 (2nd)

### SEASON RECORDS

#### STOLEN BASES PER GAME (Minimum 20 stolen bases)

Player, Team	Year	Cl.	G	SB	Avg.
Danielle Cox, Florida State	1999	Sr.	66	73	1.11 (T-21st)

#### STOLEN BASES

Player, Team	Year	Cl.	G	SB
Danielle Cox, Florida State	1999	Sr.	66	73 (T-2nd)
Shamalene Wilson, Florida State	1996	Sr.	72	69 (T-6th)
Myssi Calkins, Florida State	1997	Sr.	65	61 (T-10th)

#### GAMES

Player, Team	Year	G
Leslie Malerich, Florida State	2000	58 (T-18th)

#### WINNING PERCENTAGE

Player, Team	Year	Cl.	W	L	Pct.
Rebecca Aase, Florida State	1992	So.	28	0	1.000 (T-1st)

#### EARNED-RUN AVERAGE

Player, Team	Year	E.R.A.
Shelly Berube, Florida State	1984	0.22 (T-16th)

#### SHUTOUTS

Player, Team	Year	Cl.	SHO
Toni Gutierrez, Florida State	1992	Jr.	23 (T-21st)

#### ASSISTS

Player, Team	Year	Cl.	G	IBB
Cindy Lawton, Florida State	1995	Sr.	189	189 (T-19th)

### CAREER RECORDS

#### GAMES PLAYED

No.	Player, Team	Years
295	Jessica van der Linden, Florida State	2001-04 (3rd)
290	Brandi Stuart, Florida State	2000-03 (T-7th)
281	Kristi Hull, Florida State	1995-98 (19th)

#### AT BATS

No.	Player, Team	Years
875	Veronica Wootsen, Florida State	2004-07 (T-14th)

#### STOLEN BASES

No.	Player, Team	Years
185	Myssi Calkins, Florida State	1994-97 (7th)
162	Brandi Stuart, Florida State	2000-03 (T-11th)
161	Shamalene Wilson, Florida State	1993-96 (T-13th)

#### STOLEN-BASE PERCENTAGE (min. 50 attempts)

No.	Player, Team	Years
0.931	Shamalene Wilson, Florida State	1993-96 (20th)

#### EARNED-RUN AVERAGE

No.	Player, Team	Years
0.47	Toni Gutierrez, Florida State	1990-93 (T-19th)

### ANNUAL NCAA INDIVIDUAL LEADERS

#### HOME RUNS

Year	Player, Team	Cl.	G	No.	Avg.
1987	Tiffany Daniels, Florida State	So.	64	10	0.16

#### STOLEN BASES PER GAME

Year	Player, Team	Cl.	G	SB	SBA	Avg.
1999	Danielle Cox, Florida State	Sr.	66	73	82	1.11

#### STOLEN BASES

Year	Player, Team	Cl.	G	SB
1996	Shamalene Wilson, Florida State	Sr.	72	69
1999	Danielle Cox, Florida State	Sr.	66	73

#### STRIKEOUT RATIO (Strikeouts per seven innings)

Year	Player, Team	Cl.	G	IP	SO	Avg.
1984	Tina Kyler, Florida State	Jr.	20	135.1	224	11.6
1985	Julie Larsen, Florida State	Fr.	21	122.0	175	10.0

## TEAM RECORDS

### PITCHING

#### CONSECUTIVE SCORELESS INNINGS

124 Florida State, February 20-March 19, 1993

#### STRIKEOUTS IN A GAME

28 Florida State vs. Southern Miss., March 10, 1984 (15 innings)

## TEAM LEADERS

### SINGLE-GAME RECORDS

#### BATTING - STRIKEOUTS

No.	Team vs. Opponent	Date
28	Florida State vs. Southern Miss. (15 innings)	March 10, 1984

#### LONGEST GAME

Inn.	Team (Score), Opponent (Score)	Date
15	Florida State (1), Southern Miss. (0)	March 10, 1984

#### LONGEST WINNING STREAK

No.	Team	Dates
32	Florida State	March 4-26, 1985

### SEASON RECORDS

#### BATTING - HITS

Team	Year	G	Hits
Florida State	1995	73	628

#### PITCHING - EARNED RUN AVERAGE

Team	Year	W-L-T	IP	R	ER	ERA
Florida State	1984	40-5-2	341.0	30	18	0.37

# NCAA RECORDS

## PITCHING – SHUTOUTS

Team	Year	SHO
Florida State	1992	40

## FIELDING – DOUBLE PLAYS

Team	Year	DP
Florida State	2007	33

## MISCELLANEOUS - VICTORIES

Team	Year	W	L	T	Pct.
Florida State	1992	63	9	0	.875
Florida State	1991	62	12	0	.838

## ANNUAL TEAM CHAMPIONS

### HITS

Year	Team	G	W	L	T	AB	Hits	Avg.
1992	Florida State	72	63	9	0	1,842	580	.315

### RUNS

Year	Team	G	W	L	T	R	Avg.
1992	Florida State	72	63	9	0	364	5.06

### HOME RUNS PER GAME

Year	Team	G	W	L	T	HR	Avg.
2007	Florida State	69	44	25	0	49	0.71

### STOLEN BASES

Year	Team	G	W	L	T	SB	SBA	Avg.
1996	Florida State	72	51	21	0	160	171	2.22

### TOTAL BASES

Year	Team	G	W	L	T	AB	TB	Pct.
1992	Florida State	72	63	9	0	1,842	766	.416

### EARNED RUN AVERAGE

Year	Team	G	W	L	T	IP	R	ER	ERA
2001	Florida State	70	58	12	0	474.3	75	48	0.71
2004	Florida State	74	62	12	0	498.3	76	44	0.62

## DIVISION I SOFTBALL COACHING RECORDS

### WINNINGEST COACHES ALL-TIME

#### BY VICTORIES


(Minimum 10 years as a Division I head coach; includes spring varsity fast-pitch record at four-year colleges only.)

Coach, Team	Yrs.	Won	Lost	Tied	Pct.
7. JoAnne Graf (Florida St. 1984-2008)	25	1,186	425	6	.735

#### BY PERCENTAGE

(Minimum 10 years as a Division I head coach; includes spring varsity fast-pitch record at four-year colleges only.)

Coach, Team	Yrs.	Won	Lost	Tied	Pct.
12. JoAnne Graf (Florida St. 1984-2008)	25	1,186	425	6	.735



Danielle Cox



JoAnne Graf



Toni Gutierrez



# TEAM & INDIVIDUAL RECORDS

## TEAM SEASON RECORDS

### Victories

Most in a Season..... 63..... 1992 (63-9)

### Streaks

All-time winning streaks

1985..... 32  
2003..... 27  
1992..... 25  
1991..... 20  
1998..... 18  
1992..... 18  
1986..... 18  
1993..... 17  
1984..... 17  
1995..... 16  
1981..... 16 (2)  
2012..... 16

Longest Losing Streak..... 8..... 2000 (March 4th to March 11th)  
Winning Percentage Highest in Season..... .875  
1984 & 1992

### Shutouts

Fewest Times Shutout in Season ..... 2..... 1997 (65 Games), 2010 (62 Games), 1995 (61 Games)  
Most Times Shutout in Season..... 10..... 1994  
Most Recorded in Season..... 41..... 1992

### Shutout Streaks

Without Being Shutout..... 46..... 1984  
Most Consecutive ..... 17..... 1993  
Consecutive Scoreless Innings Pitched..... 124.2  
1993

## HITTING

### Runs

Most in Game..... 18..... vs. FAMU, 2002  
Most Allowed in Game ..... 16..... vs. Auburn, 2000  
Largest Winning Margin..... 17..... vs. FAMU, 1987  
Largest Losing Margin..... 15..... vs. Arizona, 1995  
Most in Season ..... 364..... 1992  
Most Allowed in a Season..... 256..... 2006

### Hits

Most in Season ..... 628..... 1995  
Most Allowed in Season..... 442..... 1998

### Doubles

Most in Season ..... 93..... 2001  
Most Allowed in Season..... 69..... 2006/1998

### Triples

Most in Season ..... 33..... 1994  
Most Allowed in Season..... 23..... 1994

### Home Runs

Most in Season ..... 49..... 2007  
Most Allowed in Season..... 47..... 2006

### Runs Batted In

Most in Season ..... 313..... 2004  
Most Allowed in a Season..... 232..... 2006

### Batting Average

Highest in Season..... .316..... 1995  
Highest Allowed in Season..... .246..... 2011

### Stolen Bases

Most in Season ..... 160..... 1996 (72 games)  
Most Allowed in Season..... 63..... 2002 (85 att.), 2007 (75 att.)

## FIELDING

### Putouts

Most in Season ..... 1,604..... 2000 (78 games)

### Assists

Most in Season ..... 804..... 2000 (78 games)

### Errors

Most in Season ..... 108..... 2006 (74 games)  
Most by Opponents in Season..... 155..... 1995

### Fielding Percentage

Highest in Season..... .976..... 1993

## PITCHING

### Pitching Appearances

Most in Season ..... 78..... 2000

### Innings Pitched

Most in Season ..... 534.2..... 2000 (78 games)  
Most by Opponents..... 521.1..... 2000 (78 games)

### No Hitters

Most in Season ..... 8..... 1986 (49 games)

### Earned Run Average

Lowest in Season..... 0.37..... 1984 (18 ER-339.2 IP)  
Highest in Season..... 2.71..... 2006 (192 ER-496.1 IP)

## INDIVIDUAL SEASON RECORDS

### BATTING

Most Games Played:..... Kimmy Carter, 78, 2000  
Brandi Stuart, 78, 2000  
Serita Brooks, 78, 2000  
Natalie Bennett, 78, 2000  
At Bats:..... Natasha Jacob, 252, 2006  
Runs:..... Shamalene Wilson, 72, 1996  
Hits:..... Serita Brooks, 99, 2000  
Doubles:..... Yuruby Alicart, 19, 2006  
Triples:..... Tiffany Daniels, 11, 1987;  
Shamalene Wilson, 11, 1995  
Home Runs:..... Yuruby Alicart, 14, 2007  
RBIs:..... Yuruby Alicart, 56, 2007  
Walks:..... Erika Leonard, 52, 2012  
Strikeouts:..... LaShaun Davis, 55, 2005  
Batting Average:..... Danielle Cox, .432, 1999  
Stolen Bases:..... Danielle Cox, 73 (82 attempts), 1999  
Sacrifices:..... Shannon Mitchem, 25, 1992

### FIELDING

Putouts:..... Becky Wallace, 498, 2000  
Assists:..... Cindy Lawton, 189, 1995  
Errors:..... Jesse McGregor, 34, 1996  
Fielding Pct.:..... Julie Rice, 1.000 (320 chances), 1990

### PITCHING

Appearances:..... Leslie Malerich, 58, 2000  
Games Started:..... Leslie Malerich, 42, 2002  
Tiffany McDonald, 42, 2006  
Innings Pitched:..... Tiffany McDonald, 329.1, 2006  
Wins:..... Toni Gutierrez, 35, 1992  
Leslie Malerich, 35, 2000 & 2002  
Losses:..... Tiffany McDonald, 19, 2006  
Sarah Hamilton, 19, 2011  
No Hitters (Most):..... Christy Larsen, 4, 1990  
Runs (Most):..... Tiffany McDonald, 148, 2006  
Runs (Least):..... Julie Larsen, 10, 1985;  
Shelley Berube, 10, 1984;  
Rebecca Aase, 10, 1994  
Earned Runs (Most):..... Tiffany McDonald, 107, 2006  
Earned Runs (Least):..... Toni Gutierrez, 1,  
(in 50 innings) 1990  
Hits (Most):..... Tiffany McDonald, 250  
(in 329.1 innings) 2006  
Walks (Most):..... Casey Hunter, 126, 2005  
Walks (Least):..... Toni Gutierrez, 10, 1990  
Strikeouts:..... Jessica van der Linden, 387, 2004  
Hit Batsmen:..... Tiffany McDonald, 28, 2006  
Earned Run Average:..... Toni Gutierrez, 0.14, 1990,  
(50 innings)  
Most Doubles Allowed:..... Tiffany McDonald, 40, 2006  
Most Triples Allowed:..... Rebecca Aase, 11, 1994  
Most Home Runs Allowed:..... Tiffany McDonald, 32, 2006  
Most Consecutive Victories:..... Rebecca Aase, 50,  
Feb. 15, 1991 - April 24, 1993  
Best Win Percentage:..... 1.000 Rebecca Aase, 1992, (28-0)  
Combined Strikeouts by Starting Pitchers:..... 24 Tiffany McDonald  
Florida St. (19) vs. Abbie Sims, NC State (5), April 15, 2006 (6th)  
22 Tiffany McDonald  
Florida St. (14) vs. Katie Burkhart, Arizona St. (8), March 16, 2006 (7th)

# ALL-TIME TOP 10

## BATTING RECORDS

### GAMES

1. Kristy Hull ..... 281 .. 1995-98
2. Brandi Stuart..... 280 .. 2000-03
3. Tami Post ..... 277 .. 1996-99
4. Veronica Wootson ..... 273 .. 2004-07
5. Kimmy Carter..... 272 .. 1999-02  
Jessica van der Linden ..... 272 .. 2001-04
7. Myssi Calkins ..... 271 .. 1994-97
8. Jesse McGregor..... 267 .. 1996-99
9. Natasha Jacob..... 264 .. 2003-06
10. Shamalene Wilson ..... 262 .. 1993-96

### BATTING AVERAGE

1. Shamalene Wilson ..... 366.. 1993-96  
Danielle Cox..... 366.. 1998-99
3. Jessica van der Linden ..... 361 .. 2001-04
4. Cindy Lawton..... 358.. 1994-95
5. Brandi Stuart..... 357 .. 2000-03
6. Tiffany Daniels ..... 356.. 1986-89
7. Carly Wynn ..... 355.. 2007-10
8. Staci Brandon ..... 351.. 2000-01  
Serita Brooks..... 351.. 2000-01
10. Natasha Jacob..... 341 .. 2003-06

### RUNS

1. Shamalene Wilson ..... 223 .. 1993-96
2. Veronica Wootson..... 199 .. 2004-07
3. Brandi Stuart ..... 196 .. 2000-03
4. Susan Buttery ..... 170 .. 1990-93
5. Myssi Calkins ..... 166 .. 1994-97
6. Carly Wynn ..... 165 .. 2007-10
7. Kristy Hull..... 155 .. 1995-98  
Jessica van der Linden ... 155 .. 2001-04
9. Tiffany Daniels ..... 148 .. 1986-89
10. Natasha Jacob..... 147 .. 2003-06

### HITS

1. Shamalene Wilson ..... 310 .. 1993-96
2. Brandi Stuart ..... 287 .. 2000-03
3. Veronica Wootson..... 282 .. 2004-07
4. Jessica van der Linden ... 277 .. 2001-04
5. Natasha Jacob ..... 271 .. 2003-06
6. Kristy Hull ..... 265 .. 1995-98
7. Myssi Calkins ..... 253 .. 1994-97
8. Carly Wynn..... 247 .. 2007-10
9. Susan Buttery ..... 245 .. 1990-93
10. Shayla Jackson ..... 243 .. 2009-12

### DOUBLES

1. Jessica van der Linden ..... 50.... 2001-04
2. Carly Wynn..... 45.... 2007-10
3. Veronica Wootson..... 41.... 2004-07
4. Brandi Stuart ..... 39.... 2000-03
5. Corrie Williams ..... 38.... 1996-99
6. Yuruby Alicart..... 36.... 2006-07
7. Wendy Braye..... 35.... 1994-97
8. Lesley Palmer ..... 33.... 2003-05
9. Shayla Jackson ..... 29.... 2009-12
10. Robin Ahrberg..... 28.... 2007-11

### TRIPLES

1. Shamalene Wilson ..... 30.... 1993-96
2. Veronica Wootson..... 22.... 2004-07
3. Tiffany Daniels ..... 21.... 1986-89
4. Lisa Davidson ..... 19.... 1991-94
5. Kimmy Carter ..... 18.... 1999-02
6. Lesley Barton ..... 17.... 1990-93  
Brandi Stuart ..... 17.... 2000-03  
Jessica van der Linden ... 17.... 2001-04
9. Susan Buttery ..... 16.... 1990-93
10. Natasha Jacob ..... 15.... 2003-06  
**Tiffani Brown..... 15 .... 2010-P**

## HOME RUNS

1. Veronica Wootson..... 29.... 2004-07
2. Yuruby Alicart..... 26.... 2006-07
3. Brandi Stuart ..... 25.... 2000-03
4. Tiffany Daniels ..... 24.... 1986-89
5. Ashley Stager ..... 23.... 2008-11
6. Carly Wynn ..... 20.... 2007-10
7. Lisa Davidson ..... 19.... 1991-94
8. Tatiana George ..... 17.... 2002-05
9. Shamalene Wilson ..... 16.... 1993-96  
Lesley Palmer ..... 16.... 2003-05  
**Briana Hamilton ..... 16 ..... 2011-P**

## RBI

1. Jessica van der Linden ... 161 .. 2001-04
2. Brandi Stuart ..... 151 .. 2000-03
3. Veronica Wootson..... 137 .. 2004-07
4. Kimmy Carter ..... 136 .. 1999-02
5. Lesley Barton ..... 131 .. 1990-93
6. Robin Ahrberg..... 117 .. 2007-11  
Ashley Stager ..... 117 .. 2008-11
8. Lisa Davidson ..... 114 .. 1991-94  
Kristy Hull ..... 114 .. 1995-98
10. Shamalene Wilson ..... 112 .. 1993-96

## STOLEN BASES

1. Myssi Calkins ..... 185 .. 1994-97
2. Brandi Stuart ..... 162 .. 2000-03
3. Shamalene Wilson ..... 161 .. 1993-96
4. Serita Brooks ..... 97.... 2000-01
5. Danielle Cox..... 93.... 1998-99
6. **Tiffani Brown..... 80 .... 2010-P**
7. Veronica Wootson..... 79.... 2004-07
8. Natasha Jacob ..... 69.... 2003-06
9. Lesley Barton ..... 66.... 1990-93
10. Carly Wynn ..... 65.... 2007-10

## WALKS

1. Jessica van der Linden ... 144 .. 2001-04
2. Brandi Stuart ..... 133 .. 2000-03
3. Lisa Davidson ..... 114 .. 1991-94
4. Ashley Stager..... 113 .. 2008-11
5. Carly Wynn ..... 103 .. 2007-10
6. Tiffany Daniels ..... 92.... 1986-89
7. Kimmy Carter ..... 88.... 1999-02
8. Tatiana George ..... 87.... 2002-05
9. Lesley Palmer ..... 86.... 2003-05
10. Robin Ahrberg..... 76.... 2007-11

## SLUGGING PERCENTAGE

1. Yuruby Alicart..... 622.. 2006-07
2. Tiffany Daniels ..... 592.. 1986-89
3. Carly Wynn ..... 543.. 2007-10
4. Brandi Stuart ..... 540.. 2000-03
5. Shamalene Wilson ..... 521.. 1993-96
6. Veronica Wootson ..... 519.. 2004-07
7. Lisa Davidson ..... 501.. 1991-94
8. Cindy Lawton..... 496.. 1994-95
9. Monique Marier ..... 488.. 2001-02
10. Lesley Barton..... 453.. 1990-93

## ASSISTS

1. Tami Post..... 591 .. 1996-99
2. Jesse McGregor ..... 523 .. 1996-99
3. Shannan Mitchem..... 451 .. 1989-92
4. Brandi Stuart ..... 444 .. 2000-03
5. Veronica Wootson..... 422 .. 2004-07
6. Penny Siqueiros ..... 403 .. 1989-92
7. Laurie Shepard ..... 387 .. 1992-95
8. Ashley Stager..... 334 .. 2008-11
9. Becky Brock ..... 331 .. 1999-02
10. Natalie Bennett ..... 329 .. 2000-01

## PUTOUTS

1. Lori Crouse ..... 1260 ..... 1986-89
2. Wendy Braye..... 1209 ..... 1994-97
3. Brittany Osmon ..... 1203 ..... 2005-08
4. Julie Rice ..... 1169 ..... 1988-91
5. Corrie Williams ..... 1149 ..... 1996-99
6. Beth Wade ..... 1117 ..... 2001-04
7. Heather Feltman..... 1013 ..... 1993-95
8. Leslie Adams ..... 798 ..... 1992-93
9. Elisa Vasquez ..... 789 ..... 2001-04
10. Heather Conway ..... 725 ..... 1992-93

## PITCHING RECORDS APPEARANCES

1. Leslie Malerich ..... 179 .. 1999-02
2. Tiffany McDonald..... 163 .. 2005-08
3. Sarah Hamilton ..... 149 .. 2008-11
4. Terese Gober ..... 141 .. 2007-10
5. Casey Hunter..... 137 .. 2002-05
6. Jen White-Cody ..... 135 .. 1998-01
7. Kristy Fuentes..... 125 .. 1994-97
8. Debbie DeJohn..... 121 .. 1987-90
9. Julie Larsen ..... 113 .. 1985-88
10. Jessica van der Linden ... 112 .. 2001-04

## INNINGS PITCHED

1. Leslie Malerich ..... 988.2 ..... 1999-02
2. Tiffany McDonald. 898.1 ..... 2005-08
3. Debbie DeJohn ..... 798.0 ..... 1987-90
4. Casey Hunter ..... 759.1 ..... 2002-05
5. Julie Larsen ..... 759.0 ..... 1985-88
6. Jen White-Cody ..... 756.1 ..... 1998-01
7. Sarah Hamilton..... 704.2 ..... 2008-11
8. Kristy Fuentes ..... 698.1 ..... 1994-97
9. Jessica van der Linden. 690.0 ..... 2001-04
10. Toni Gutierrez ..... 651.0 ..... 1990-93

## WINS

1. Leslie Malerich ..... 107 .. 1999-02
2. Debbie DeJohn..... 90.... 1987-90
3. Julie Larsen ..... 85.... 1985-88  
Casey Hunter ..... 85.... 2002-05
5. Tiffany McDonald ..... 79.... 2005-08
6. Christy Larsen..... 77.... 1988-91
7. Jessica van der Linden ... 76... 2001-04
8. Toni Gutierrez ..... 74.... 1990-93  
Jen White-Cody ..... 74.... 1998-01
10. Kristy Fuentes..... 71.... 1994-97

## STRIKEOUTS

1. Sarah Hamilton..... 1,005. 2008-11
2. Tiffany McDonald..... 939 .. 2005-08
3. Jessica van der Linden ... 899 .. 2001-04
4. Casey Hunter..... 893 .. 2002-05
5. Julie Larsen ..... 834 .. 1985-88
6. Christy Larsen ..... 758 .. 1988-91
7. Leslie Malerich ..... 751 .. 1999-02
8. Terese Gober ..... 692 .. 2007-10
9. Toni Gutierrez ..... 648 .. 1990-93
10. Kristy Fuentes..... 501 .. 1994-97

## EARNED RUN AVERAGE (MINIMUM 300 IP)

1. Shelley Berube ..... 0.38.. 1984-85
2. Toni Gutierrez ..... 0.47.. 1990-93
3. Tina Kyler..... 0.50.. 1984-85
4. Julie Larsen ..... 0.68.. 1985-88
5. Debbie DeJohn..... 0.69.. 1987-90
6. Marla Looper ..... 0.78.. 1993-94

7. Rebecca Aase..... 0.84.. 1991-94
8. Jessica van der Linden .... 0.96.. 2001-04
9. Christy Larsen ..... 0.98.. 1988-91
10. Renee Espinoza ..... 1.06.. 1995-96

## SHUTOUTS

1. Christy Larsen..... 52.... 1988-91
2. Toni Gutierrez ..... 51.... 1990-93
3. Julie Larsen ..... 50.... 1985-88
4. Leslie Malerich ..... 45.... 1999-02
5. Debbie DeJohn..... 43.... 1987-90  
Rebecca Aase ..... 43.... 1991-94
7. Jessica van der Linden. 39.... 2001-04
8. Casey Hunter..... 36.... 2002-05
9. Kristy Fuentes..... 35.... 1994-97
10. Tina Kyler..... 30.... 1984-85

## SAVES

1. Sarah Hamilton..... 8.... 2008-11  
Tiffany McDonald..... 8.... 2005-07
3. Casey Hunter..... 50.... 2002-05
4. Leslie Malerich ..... 6.... 1999-02
5. Jessica van der Linden . 4.... 2001-04  
Marla Looper ..... 4.... 1993-94  
**Jessica Nori ..... 4 ..... 2011-P**  
**Bailey Schinella ..... 4 ..... 2012-P**
9. Kristy Fuentes..... 3.... 1994-97  
Toni Gutierrez ..... 3.... 1990-93  
Niki Zenger ..... 3.... 1995-96

# SINGLE-SEASON TOP 10

## BATTING RECORDS

### HITS

1. Serita Brooks ..... 99 ....2000
2. Danielle Cox ..... 98 ....1999
3. Natasha Jacob ..... 94 ....2006
4. Shamalene Wilson ..... 91 ....1996
5. Kristy Hull ..... 87 ....1995  
Cindy Lawton ..... 87 ....1995
7. Susan Buttery ..... 84 ....1991
8. Veronica Wootson ..... 83 ....2004
9. Myssi Calkins ..... 82 ....1997
10. Brandi Stuart ..... 81 ....2002  
Shamalene Wilson ..... 81 ....1994

### RUNS

1. Shamalene Wilson ..... 72 ....1996
2. Veronica Wootson ..... 70 ....2004
3. Tiffany Daniels ..... 63 ....1987  
Brandi Stuart ..... 63 ....2002
5. Veronica Wootson ..... 61 ....2007
6. Susan Buttery ..... 59 ....1991
7. Serita Brooks ..... 58 ....2001  
Susan Buttery ..... 58 ....1993
9. Myssi Calkins ..... 55 ....1997  
Shamalene Wilson ..... 55 ....1995

### STOLEN BASES

1. Danielle Cox ..... 73 ....1999
2. Shamalene Wilson ..... 69 ....1996
3. Myssi Calkins ..... 61 ....1997
4. Serita Brooks ..... 55 ....2001
5. Myssi Calkins ..... 54 ....1996  
Brandi Stuart ..... 54 ....2002
7. Myssi Calkins ..... 44 ....1994
8. **Tiffani Brown ..... 43 .... 2012**
9. Serita Brooks ..... 42 ....2000  
Brandi Stuart ..... 42 ....2000

### WALKS

1. **Erika Leonard ..... 52 .... 2012**
2. Brandi Stuart ..... 49 ....2002
3. Jessica van der Linden.. 46 ....2003
4. Jessica van der Linden.. 42 ....2004  
Carly Wynn ..... 42 ....2010
6. Tiffany Daniels ..... 39 ....1984  
Brandi Stuart ..... 39 ....2003
8. Jessica van der Linden.. 37 ....2002
9. Tory Haddad ..... 35 ....2010  
Ashley Stager ..... 35 ....2010

### AT BATS

1. Natasha Jacob ..... 252 ...2006
2. Veronica Wootson ..... 248 ...2004
3. Serita Brooks ..... 242 ...2000
4. Susan Buttery ..... 240 ...1991
5. Brandi Stuart ..... 233 ...2000
6. Kristy Hull ..... 232 ...1995
7. Shamalene Wilson ..... 229 ...1996
8. Danielle Cox ..... 227 ...1999  
Cindy Lawton ..... 227 ...1995
10. Whitney Buckmon ..... 222 ...2006

### TRIPLES

1. Tiffany Daniels ..... 11 ....1987  
Shamalene Wilson ..... 11 ....1995
3. Susan Buttery ..... 9 ....1991  
Lisa Davidson ..... 9 ....1993  
Shamalene Wilson ..... 9 ....1994

- Veronica Wootson ..... 9 ....2006
7. Serita Brooks ..... 8 ....1996  
Carly Wynn ..... 8 ....2010
9. Lisa Donaldson ..... 7 ....1991  
Brandi Stuart ..... 7 ....2002  
Shamalene Wilson ..... 7 ....1996  
Veronica Wootson ..... 7 ....2004

### HOME RUNS

1. Yuruby Alicart ..... 14 ....2007
2. **Briana Hamilton ..... 12 .... 2012**
- Yuruby Alicart ..... 12 ....2006
4. Veronica Wootson ..... 11 ....2007  
Kaleigh Rafter ..... 11 ....2009
6. Tiffany Daniel ..... 10 ....1987  
Ashley Stager ..... 10 ....2011  
Brandi Stuart ..... 10 ....2002
9. Monique Marier ..... 9 ....2002
10. **Maddie O'Brien ..... 8 .... 2012**  
Brandi Stuart ..... 8 ....2003  
Beth Wade ..... 8 ....2004  
Veronica Wootson ..... 8 ....2004

### DOUBLES

1. Yuruby Alicart ..... 19 ....2006
2. Carly Wynn ..... 18 ....2010
3. Yuruby Alicart ..... 17 ....2007
4. Cindy Lawton ..... 16 ....1995
5. Shayla Jackson ..... 15 ....2011
6. Monique Marier ..... 14 ....2001  
Jessica van der Linden.. 14 ....2002  
Jessica van der Linden.. 14 ....2001  
Corrie Williams ..... 14 ....1998  
Veronica Wootson ..... 14 ....2007

### RUNS BATTED IN

1. Yuruby Alicart ..... 56 ....2005
2. Jessica van der Linden ..... 55 ....2004
3. Yuruby Alicart ..... 54 ....2006
4. Kimmy Carter ..... 53 ....2002
5. Penny Siquerious ..... 49 ....1991  
Veronica Wootson ..... 49 ....2006
7. Leslie Barton ..... 47 ....1993
8. Teresa Edenfield ..... 46 ....2000  
Cindy Lawton ..... 46 ....1995  
Elisa Vasquez ..... 46 ....2003  
Brittany Osmon ..... 46 ....2008

### STRIKEOUTS

1. LaShaun Davis ..... 55 ....2005
2. Brittany Osmon ..... 50 ....2008  
Michelle Snyder ..... 50 ....2004
4. Teresa Edenfield ..... 49 ....2000
5. **Courtney Senas ..... 48 .... 2011**
6. Michelle Snyder ..... 47 ....2006
7. Kimmy Carter ..... 45 ....2000  
LaShaun Davis ..... 45 ....2006  
Tatiana George ..... 45 ....2006  
Natasha Jacob ..... 45 ....2005  
Beth Wade ..... 45 ....2004

### PITCHING RECORDS APPEARANCES

1. Leslie Malerich ..... 58 ....2000
2. Tiffany McDonald ..... 57 ....2006
3. Leslie Malerich ..... 55 ....2002
4. Kristy Fuentes ..... 48 ....1997
5. Casey Hunter ..... 47 ....2005
6. Sarah Hamilton ..... 45 ....2011  
Sarah Hamilton ..... 45 ....2010

8. Toni Gutierrez ..... 44 ....1992
9. Christy Larsen ..... 43 ....1991
10. Jessica van der Linden.. 42 ....2004  
Tiffany McDonald ..... 42 ....2007

### INNINGS PITCHED

1. Tiffany McDonald ..... 329.1 ...2006
2. Leslie Malerich ..... 323.0 ...2000
3. Leslie Malerich ..... 315.1 ...2002
4. Kristy Fuentes ..... 310.0 ...1997
5. Toni Gutierrez ..... 285.1 ...1992
6. Christy Larsen ..... 275.0 ...1991
7. Casey Hunter ..... 268.1 ...2005
8. Renee Espinoza ..... 253.0 ...1996
9. Jessica van der Linden. 246.1 ...2004
10. Casey Hunter ..... 245.2 ...2004

### WINS

1. Toni Gutierrez ..... 35 ....1992  
Leslie Malerich ..... 35 ....2002  
Leslie Malerich ..... 35 ....2000
4. Casey Hunter ..... 33 ....2004
5. Kristy Fuentes ..... 32 ....1997
6. Renee Espinoza ..... 30 ....1996  
Tiffany McDonald ..... 30 ....2006
8. Jessica van der Linden.. 29 ....2004
9. Rebecca Aase ..... 28 ....1992
10. Casey Hunter ..... 27 ....2003

### STRIKEOUTS

1. Jessica van der Linden ..... 378 ...2004
2. Casey Hunter ..... 338 ...2005
3. Sarah Hamilton ..... 326 ...2010
4. Tiffany McDonald ..... 312 ...2006
5. Sarah Hamilton ..... 311 ...2009
6. Christy Larson ..... 307 ...1991
7. Sarah Hamilton ..... 289 ...2011
8. Toni Gutierrez ..... 295 ...1992
9. Casey Hunter ..... 277 ...2004
10. Julie Larson ..... 271 ...1986

### SHUTOUTS

1. Toni Gutierrez ..... 23 ....1992
2. Julie Larsen ..... 20 ....1986  
Jessica van der Linden ... 20 ....2004
4. Julie Larsen ..... 16 ....1987  
Leslie Malerich ..... 16 ....2000
6. Rene Espinoza ..... 15 ....1995  
Christy Larsen ..... 15 ....1990
8. Debbie DeJohn ..... 14 ....1990  
Casey Hunter ..... 14 ....2004  
Toni Gutierrez ..... 14 ....1991  
Tina Kyler ..... 14 ....1985

### EARNED RUN AVERAGE (MINIMUM 100 INNINGS PITCHED)

1. Julie Larsen ..... 0.29 ....1985
2. Christy Larsen ..... 0.35 ....1990
3. Julie Larsen ..... 0.37 ....1986
4. Marla Looper ..... 0.42 ....1993
5. Toni Gutierrez ..... 0.46 ....1993  
Tina Kyler ..... 0.46 ....1985
7. Toni Gutierrez ..... 0.47 ....1992
8. Rebecca Aase ..... 0.51 ....1993  
Debbie DeJohn ..... 0.51 ....1987
10. Shelly Berube ..... 0.53 ....1985  
Debbie DeJohn ..... 0.53 ....1989

### SAVES

1. **Jessica Nori ..... 4 .... 2012**  
**Bailey Schinella ..... 4 .... 2012**  
Marla Looper ..... 4 ....1994  
Leslie Malerich ..... 4 ....2002  
Tiffany McDonald ..... 4 ....2006
6. Casey Hunter ..... 3 ....2005  
Tiffany McDonald ..... 3 ....2007  
Niki Zenger ..... 3 ....1995  
Sarah Hamilton ..... 3 ....2010
10. **Lacey Waldrop ..... 2 .... 2012**  
Casey Hunter ..... 2 ....2003  
Casey Hunter ..... 2 ....2002  
Leslie Malerich ..... 2 ....2000  
Sarah Hamilton ..... 2 ....2011  
Jessica van der Linden.. 2 ....2004  
Jen White-Cody ..... 2 ....2001  
Sarah Hamilton ..... 2 ....2009

### FIELDING RECORDS ASSISTS

1. Cindy Lawton ..... 189 ....1995
2. Natalie Bennett ..... 173 ....2000
3. Tami Post ..... 171 ....1998
4. Shannan Mitchem ..... 165 ....1992
5. Natalie Bennett ..... 156 ....2001
6. Jesse McGregor ..... 153 ....1998
7. Veronica Wootson ..... 149 ....2007
8. Shannan Mitchem ..... 147 ....1991
9. Brandi Stuart ..... 145 ....2000
10. Yuruby Alicart ..... 144 ....2006  
Tami Post ..... 144 ....1999

### PUTOUTS

1. Kaleigh Rafter ..... 540 ....2009
2. Becky Wallace ..... 498 ....2000
3. Jen Lapicki ..... 489 ....2010
4. Heather Feltmann ..... 480 ....1994
5. Heather Feltmann ..... 463 ....1995
6. Leslie Adams ..... 443 ....1992
7. Robyn Gauger ..... 409 ....2001
8. Beth Wade ..... 407 ....2004
9. Heather Conway ..... 403 ....1992
10. Lori Crouse ..... 399 ....1987





# YEARLY LEADERS

1992.....	Toni Gutierrez.....	44
1993.....	Marla Looper.....	25
1994.....	Marla Looper.....	36
1995.....	Renee Espinoza.....	39
1996.....	Renee Espinoza.....	40
1997.....	Kristy Fuentes.....	48
1998.....	Stacy Venable.....	36
1999.....	Jennifer White-Cody.....	37
2000.....	Leslie Malerich.....	58
2001.....	Leslie Malerich.....	34
.....	Jennifer White-Cody.....	34
2002.....	Leslie Malerich.....	55
2003.....	Casey Hunter.....	38
2004.....	Jessica van der Linden.....	42
2005.....	Casey Hunter.....	47
2006.....	Tiffany McDonald.....	57
2007.....	Tiffany McDonald.....	42
2008.....	Tiffany McDonald.....	32
2009.....	Sarah Hamilton.....	42
2010.....	Sarah Hamilton.....	45
2011.....	Sarah Hamilton.....	45
2012.....	Monica Perry.....	35

## INNINGS PITCHED

1984.....	Tina Kyler.....	157
1985.....	Tina Kyler.....	182
1986.....	Julie Larsen.....	225
1987.....	Julie Larsen.....	237
1988.....	Julie Larsen.....	174
1989.....	Debbie DeJohn.....	223
1990.....	Debbie DeJohn.....	225
1991.....	Christy Larsen.....	275
1992.....	Toni Gutierrez.....	285
1993.....	Marla Looper.....	165.2
1994.....	Marla Looper.....	191.1
1995.....	Renee Espinoza.....	221.1
1996.....	Renee Espinoza.....	253.0
1997.....	Kristy Fuentes.....	310.0
1998.....	Jennifer White-Cody.....	215.1
1999.....	Jennifer White-Cody.....	214.2
2000.....	Leslie Malerich.....	323.0
2001.....	Leslie Malerich.....	205.1
2002.....	Leslie Malerich.....	315.1
2003.....	Casey Hunter.....	200.2
2004.....	Jessica van der Linden.....	246.1
2005.....	Casey Hunter.....	268.1
2006.....	Tiffany McDonald.....	329.1
2007.....	Tiffany McDonald.....	211.0
2008.....	Tiffany McDonald.....	199.1
2009.....	Sarah Hamilton.....	201.2
2010.....	Sarah Hamilton.....	214.1
2011.....	Sarah Hamilton.....	231.0
2012.....	Monica Perry.....	191.0

## WINS

1984.....	Shelley Berube.....	18
1985.....	Julie Larsen.....	18
1986.....	Julie Larsen.....	25
1987.....	Julie Larsen.....	25
.....	Debbie DeJohn.....	25
1988.....	Debbie DeJohn.....	18
1989.....	Debbie DeJohn.....	22
1990.....	Debbie DeJohn.....	25
1991.....	Christy Larsen.....	33
1992.....	Toni Gutierrez.....	35
1993.....	Marla Looper.....	20
1994.....	Marla Looper.....	21
1995.....	Renee Espinoza.....	26
1995.....	Renee Espinoza.....	30
1997.....	Kristy Fuentes.....	32
1998.....	Jennifer White-Cody.....	26
1999.....	Jennifer White-Cody.....	16
2000.....	Leslie Malerich.....	35
2001.....	Leslie Malerich.....	26
2002.....	Leslie Malerich.....	35
2003.....	Casey Hunter.....	27
2004.....	Casey Hunter.....	33
2005.....	Casey Hunter.....	21
2006.....	Tiffany McDonald.....	30
2007.....	Tiffany McDonald.....	17
2008.....	Tiffany McDonald.....	18
2009.....	Terese Gober.....	24
2010.....	Sarah Hamilton.....	22
2011.....	Sarah Hamilton.....	19
2012.....	Monica Perry.....	22

## STRIKEOUTS

1984.....	Tina Kyler.....	248
1985.....	Tina Kyler.....	209
1986.....	Julie Larsen.....	271
1987.....	Julie Larsen.....	224

1988.....	Julie Larsen.....	164
1989.....	Christy Larsen.....	166
1990.....	Christy Larsen.....	201
1991.....	Christy Larsen.....	307
1992.....	Toni Gutierrez.....	295
1993.....	Marla Looper.....	143
1994.....	Marla Looper.....	167
1995.....	Renee Espinoza.....	212
1996.....	Renee Espinoza.....	220
1997.....	Kristy Fuentes.....	240
1998.....	Jennifer White-Cody.....	123
1999.....	Jennifer White-Cody.....	164
2000.....	Leslie Malerich.....	243
2001.....	Leslie Malerich.....	160
2002.....	Leslie Malerich.....	255
2003.....	Casey Hunter.....	246
2004.....	Jessica van der Linden.....	387
2005.....	Casey Hunter.....	338
2006.....	Tiffany McDonald.....	312
2007.....	Tiffany McDonald.....	235
2008.....	Tiffany McDonald.....	244
2009.....	Sarah Hamilton.....	311
2010.....	Sarah Hamilton.....	326
2011.....	Sarah Hamilton.....	289
2012.....	Monica Perry.....	199

## EARNED RUN AVERAGE

1984.....	Shelley Berube.....	0.22
1985.....	Julie Larsen.....	0.29
1986.....	Julie Larsen.....	0.37
1987.....	Debbie DeJohn.....	0.51
1988.....	Christy Larsen.....	0.90
1989.....	Debbie DeJohn.....	0.53
1990.....	Toni Gutierrez.....	0.14
1991.....	Toni Gutierrez.....	0.59
1992.....	Toni Gutierrez.....	0.47
1993.....	Marla Looper.....	0.42
1994.....	Marla Looper.....	1.10
1995.....	Renee Espinoza.....	1.33
1996.....	Renee Espinoza.....	0.83
1997.....	Kristy Fuentes.....	1.15
1998.....	Jennifer White-Cody.....	1.37
1999.....	Stacy Venable.....	1.04
2000.....	Leslie Malerich.....	1.21
2001.....	Jennifer White-Cody.....	0.63
2002.....	Leslie Malerich.....	1.38
2003.....	Casey Hunter.....	0.67
2004.....	Jessica van der Linden.....	0.60
2005.....	Casey Hunter.....	1.70
2006.....	Tiffany McDonald.....	2.27
2007.....	Melissa May.....	1.82
2008.....	Sarah Hamilton.....	1.46
2009.....	Sarah Hamilton.....	0.83
2010.....	Sarah Hamilton.....	1.50
2011.....	Sarah Hamilton.....	2.09
2012.....	Lacey Waldrop.....	1.33

## WALKS ALLOWED

1984.....	Shelley Berube.....	16
1985.....	Julie Larsen.....	30
1986.....	Roxanne Hantelmann.....	18
1987.....	Debbie DeJohn.....	56
1988.....	Debbie DeJohn.....	32
1989.....	Debbie DeJohn.....	35
1990.....	Christy Larsen.....	22
1991.....	Toni Gutierrez.....	38
1992.....	Toni Gutierrez.....	54
1993.....	Toni Gutierrez.....	28
1994.....	Marla Looper.....	39
1995.....	Kristy Fuentes.....	71
1996.....	Niki Zenger.....	47
1997.....	Kristy Fuentes.....	83
1998.....	Stacy Venable.....	65
1999.....	Jennifer White-Cody.....	51
2000.....	Leslie Malerich.....	72
2001.....	Jennifer White-Cody.....	40
2002.....	Jessica van der Linden.....	69
2003.....	Jessica van der Linden.....	48
2004.....	Jessica van der Linden.....	51
2005.....	Tiffany McDonald.....	99
2006.....	Melissa May.....	33
2007.....	Melissa May.....	31
2008.....	Terese Gober.....	61
2009.....	Sarah Hamilton.....	43
2010.....	Terese Gober.....	50
2011.....	Jessica Nori.....	21
2012.....	Lacey Waldrop.....	36

## HITS ALLOWED

1984.....	Shelley Berube.....	33
1985.....	Tina Kyler.....	63

1986.....	Roxanne Hantelmann.....	65
1987.....	Julie Larsen.....	114
.....	Debbie DeJohn.....	114
1988.....	Christy Larsen.....	54
1989.....	Christy Larsen.....	83
1990.....	Christy Larsen.....	57
1991.....	Toni Gutierrez.....	87
1992.....	Rebecca Aase.....	96
1993.....	Rebecca Aase.....	66
1994.....	Rebecca Aase.....	108
1995.....	Renee Espinoza.....	142
1996.....	Niki Zenger.....	124
1997.....	Kristy Fuentes.....	214
1998.....	Stacy Venable.....	179
1999.....	Jennifer White-Cody.....	177
2000.....	Leslie Malerich.....	222
2001.....	Leslie Malerich.....	119
2002.....	Jessica van der Linden.....	128
2003.....	Jessica van der Linden.....	93
2004.....	Jessica van der Linden.....	106
2005.....	Tiffany McDonald.....	134
2006.....	Melissa May.....	89
2007.....	Terese Gober.....	81
2008.....	Tiffany McDonald.....	146
2009.....	Terese Gober.....	123
2010.....	Terese Gober.....	141
2011.....	Sarah Hamilton.....	160
2012.....	Lacey Waldrop.....	107

## RUNS ALLOWED

1984.....	Shelley Berube.....	10
1985.....	Julie Larsen.....	10
1986.....	Roxanne Hantelmann.....	17
1987.....	Julie Larsen.....	41
.....	Debbie DeJohn.....	41
1988.....	Christy Larsen.....	25
1989.....	Debbie DeJohn.....	33
1990.....	Christy Larsen.....	17
1991.....	Toni Gutierrez.....	22
1992.....	Rebecca Aase.....	31
1993.....	Rebecca Aase.....	16
.....	Toni Gutierrez.....	16
1994.....	Rebecca Aase.....	43
1995.....	Renee Espinoza.....	55
1996.....	Renee Espinoza.....	51
1997.....	Kristy Fuentes.....	67
1998.....	Stacy Venable.....	68
1999.....	Leslie Malerich.....	62
2000.....	Leslie Malerich.....	84
2001.....	Jennifer White-Cody.....	27
2002.....	Jessica van der Linden.....	65
2003.....	Casey Hunter.....	33
2004.....	Jessica van der Linden.....	29
2005.....	Tiffany McDonald.....	59
2006.....	Melissa May.....	48
2007.....	Terese Gober.....	47
2008.....	Terese Gober.....	90
2009.....	Sarah Hamilton.....	31
2010.....	Terese Gober.....	73
2011.....	Sarah Hamilton.....	89
2012.....	Lacey Waldrop.....	44



# YEARLY TEAM STATISTICS

AVERAGE		RUNS		HITS		AT BATS	
1984	.244	1984	249	1984	281	1984	1151
1985	.243	1985	277	1985	393	1985	1617
1986	.246	1986	188	1986	305	1986	1242
1987	.268	1987	307	1987	447	1987	1668
1988	.250	1988	211	1988	381	1988	1509
1989	.247	1989	176	1989	340	1989	1377
1990	.238	1990	182	1990	482	1990	1595
1991	.261	1991	272	1991	511	1991	1959
1992	.315	1992	364	1992	580	1992	1842
1993	.309	1993	319	1993	512	1993	1656
1994	.274	1994	278	1994	492	1994	1798
1995	.316	1995	355	1995	628	1995	1985
1996	.280	1996	299	1996	522	1996	1866
1997	.290	1997	265	1997	495	1997	1708
1998	.280	1998	283	1998	519	1998	1853
1999	.276	1999	250	1999	484	1999	1751
2000	.269	2000	301	2000	542	2000	2014
2001	.297	2001	321	2001	235	2001	1804
2002	.266	2002	312	2002	512	2002	1928
2003	.297	2003	292	2003	447	2003	1506
2004	.288	2004	369	2004	541	2004	1877
2005	.247	2005	208	2005	392	2005	1585
2006	.294	2006	314	2006	571	2006	1944
2007	.288	2007	337	2007	514	2007	1783
2008	.262	2008	261	2008	439	2008	1676
2009	.262	2009	252	2009	415	2009	1583
2010	.297	2010	302	2010	499	2010	1678
2011	.289	2011	286	2011	468	2011	1619
2012	.264	2012	282	2012	422	2012	1596

DOUBLES		TRIPLES		HR		RBI	
1984	30	1984	15	1984	21	1984	149
1985	20	1985	21	1985	14	1985	197
1986	17	1986	12	1986	15	1986	134
1987	34	1987	28	1987	19	1987	235
1988	20	1988	26	1988	16	1988	169
1989	30	1989	16	1989	17	1989	138
1990	27	1990	18	1990	13	1990	140
1991	41	1991	26	1991	8	1991	191
1992	53	1992	32	1992	23	1992	288
1993	43	1993	32	1993	20	1993	250
1994	58	1994	33	1994	20	1994	222
1995	67	1995	29	1995	10	1995	275
1996	47	1996	21	1996	5	1996	240
1997	53	1997	16	1997	6	1997	209
1998	61	1998	16	1998	4	1998	213
1999	71	1999	19	1999	7	1999	198
2000	66	2000	32	2000	17	2000	253
2001	93	2001	23	2001	21	2001	280
2002	58	2002	23	2002	33	2002	254
2003	63	2003	14	2003	22	2003	236
2004	69	2004	27	2004	44	2004	313
2005	66	2005	17	2005	27	2005	171
2006	79	2006	29	2006	34	2006	263
2007	91	2007	18	2007	49	2007	296
2008	64	2008	10	2008	26	2008	235
2009	55	2009	8	2009	31	2009	210
2010	76	2010	23	2010	29	2010	276
2011	63	2011	14	2011	40	2011	238
2012	61	2012	19	2012	32	2012	230

WALKS		STRIKEOUTS		STOLEN BASES		ERRORS	
1984	150	1984	142	1984	46	1984	42
1985	171	1985	181	1985	61	1985	51
1986	127	1986	146	1986	55	1986	62
1987	169	1987	147	1987	49	1987	97
1988	102	1988	126	1988	36	1988	72
1989	106	1989	91	1989	41	1989	48
1990	123	1990	159	1990	38	1990	56
1991	136	1991	186	1991	52	1991	59
1992	167	1992	170	1992	102	1992	59
1993	153	1993	206	1993	97	1993	45
1994	126	1994	255	1994	109	1994	72
1995	142	1995	163	1995	97	1995	82
1996	143	1996	177	1996	160	1996	89
1997	161	1997	154	1997	102	1997	69
1998	192	1998	217	1998	111	1998	66
1999	146	1999	247	1999	147	1999	76
2000	162	2000	357	2000	117	2000	86
2001	168	2001	302	2001	102	2001	74
2002	237	2002	368	2002	89	2002	94
2003	237	2003	226	2003	99	2003	52
2004	252	2004	372	2004	64	2004	78
2005	162	2005	372	2005	51	2005	90
2006	156	2006	391	2006	79	2006	108
2007	203	2007	339	2007	86	2007	82
2008	158	2008	357	2008	68	2008	80
2009	164	2009	300	2009	82	2009	51
2010	212	2010	226	2010	81	2010	57
2011	137	2011	268	2011	88	2011	69
2012	230	2012	270	2012	85	2012	63

# YEARLY TEAM STATISTICS

ERA		APPEARANCES		INNINGS		SAVES	
1984	0.37	1984	47	1984	341.0	1984	0
1985	0.45	1985	70	1985	455.0	1985	0
1986	0.46	1986	49	1986	350.0	1986	1
1987	1.47	1987	69	1987	443.0	1987	1
1988	1.26	1988	60	1988	410.0	1988	1
1989	0.91	1989	53	1989	383.0	1989	0
1990	1.59	1990	60	1990	454.0	1990	0
1991	1.86	1991	73	1991	514.0	1991	5
1992	1.70	1992	72	1992	490.0	1992	0
1993	0.46	1993	61	1993	426.2	1993	1
1994	1.23	1994	69	1994	472.2	1994	4
1995	1.53	1995	74	1995	495.0	1995	4
1996	1.47	1996	72	1996	495.0	1996	1
1997	1.64	1997	65	1997	449.0	1997	1
1998	2.16	1998	72	1998	496.0	1998	0
1999	1.59	1999	66	1999	454.1	1999	0
2000	1.69	2000	78	2000	534.2	2000	3
2001	0.71	2001	70	2001	474.1	2001	2
2002	1.43	2002	75	2002	527.2	2002	7
2003	0.67	2003	57	2003	392.2	2003	3
2004	0.62	2004	74	2004	498.1	2004	2
2005	1.81	2005	63	2005	432.1	2005	3
2006	2.71	2006	74	2006	496.1	2006	5
2007	1.97	2007	69	2007	468.0	2007	4
2008	2.32	2008	66	2008	437.2	2008	2
2009	1.16	2009	60	2009	421.1	2009	2
2010	1.92	2010	62	2010	419.0	2010	3
2011	2.66	2011	60	2011	399.1	2011	3
2012	1.53	2012	63	2012	425.2	2012	10

HITS		WALKS		EARNED RUNS		RUNS	
1984	95	1984	57	1984	18	1984	30
1985	172	1985	124	1985	29	1985	57
1986	136	1986	66	1986	23	1986	43
1987	228	1987	119	1987	37	1987	82
1988	257	1988	122	1988	69	1988	104
1989	219	1989	89	1989	44	1989	71
1990	208	1990	76	1990	32	1990	60
1991	271	1991	127	1991	58	1991	91
1992	235	1992	134	1992	42	1992	64
1993	234	1993	97	1993	28	1993	50
1994	314	1994	137	1994	83	1994	121
1995	327	1995	172	1995	108	1995	138
1996	370	1996	143	1996	104	1996	148
1997	353	1997	146	1997	105	1997	140
1998	399	1998	120	1998	119	1998	165
1999	361	1999	120	1999	103	1999	142
2000	442	2000	130	2000	129	2000	182
2001	252	2001	120	2001	48	2001	75
2002	422	2002	210	2002	108	2002	165
2003	207	2003	117	2003	48	2003	71
2004	229	2004	106	2004	44	2004	76
2005	349	2005	229	2005	166	2005	166
2006	433	2006	202	2006	192	2006	256
2007	346	2007	165	2007	132	2007	176
2008	358	2008	167	2008	145	2008	196
2009	267	2009	93	2009	70	2009	93
2010	289	2010	134	2010	115	2010	144
2011	380	2011	174	2011	152	2011	209
2012	299	2012	98	2012	93	2012	127

STRIKEOUTS		DOUBLES		TRIPLES		HOME RUNS		OPP. BATTING AVG.	
1984	441	1984	6	1984	2	1984	4	1984	.091
1985	517	1985	13	1985	7	1985	5	1985	.125
1986	326	1986	7	1986	5	1986	1	1986	.127
1987	320	1987	24	1987	4	1987	3	1987	.150
1988	318	1988	18	1988	16	1988	3	1988	.177
1989	309	1989	8	1989	7	1989	6	1989	.168
1990	393	1990	14	1990	9	1990	6	1990	.136
1991	558	1991	26	1991	10	1991	2	1991	.162
1992	448	1992	10	1992	8	1992	1	1992	.141
1993	333	1993	12	1993	7	1993	4	1993	.159
1994	354	1994	36	1994	29	1994	14	1994	.187
1995	382	1995	42	1995	8	1995	15	1995	.199
1996	373	1996	36	1996	4	1996	13	1996	.204
1997	1.64	1997	55	1997	8	1997	23	1997	.203
1998	246	1998	69	1998	3	1998	17	1998	.214
1999	332	1999	51	1999	3	1999	13	1999	.212
2000	361	2000	71	2000	5	2000	13	2000	.216
2001	365	2001	32	2001	3	2001	11	2001	.156
2002	475	2002	58	2002	6	2002	19	2002	.206
2003	486	2003	29	2003	0	2003	8	2003	.155
2004	672	2004	27	2004	3	2004	6	2004	.131
2005	493	2005	63	2005	5	2005	12	2005	.218
2006	415	2006	69	2006	5	2006	47	2006	.230
2007	431	2007	55	2007	13	2007	22	2007	.204
2008	494	2008	43	2008	8	2008	23	2008	.218
2009	550	2009	42	2009	2	2009	17	2009	.243
2010	544	2010	41	2010	5	2010	33	2010	.189
2011	370	2011	60	2011	5	2011	33	2011	.246
2012	380	2012	58	2012	7	2012	18	2012	.192





# YEAR BY YEAR RESULTS

vs. Penn State.....W....5.....0  
 at Florida A&M.....W....11.....1  
 at Florida A&M.....W....11.....0  
 New Orleans.....W....9.....0  
 New Orleans.....W....10.....0

## 1985 (50 - 12 - 2)

OPPONENT.....FSU OPP  
 at South Florida.....W....2.....1  
 at South Florida.....L....3.....4  
 Florida A&M.....W....3.....0  
 Florida A&M.....W....5.....0  
 Susquehanna.....W....11.....0  
 Susquehanna.....W....8.....2  
 vs. Louisiana Tech.....T....0.....0  
 vs. McNeese State.....L....0.....4  
 vs. Ball State.....T....0.....0  
 vs. Missouri.....L....0.....1  
 Detroit.....W....5.....0  
 Detroit.....W....6.....1  
 Temple.....W....2.....0  
 Temple.....W....3.....0  
 Grambling.....W....11.....0  
 Grambling.....W....10.....0  
 vs. Signaw Valley.....W....6.....0  
 vs. NE Louisiana.....W....1.....0  
 vs. Grambling.....W....7.....0  
 at Florida A&M.....W....3.....0  
 Quincy College.....W....4.....2  
 Quincy College.....W....1.....0  
 Onondaga CC.....W....10.....0  
 Onondaga CC.....W....8.....1  
 Western Illinois.....W....1.....0  
 Millikin.....W....6.....0  
 Michigan State.....W....2.....0  
 Michigan State.....W....5.....0  
 Bradley.....W....2.....0  
 Bradley.....W....3.....1  
 Furman.....W....13.....0  
 Stetson.....W....2.....1  
 Rutgers.....W....4.....0  
 Toledo.....W....3.....2  
 SW Missouri St.....W....4.....3  
 Ohio State.....W....3.....2  
 South Florida.....W....2.....1  
 Bradley.....W....1.....0  
 Ohio State.....W....3.....2  
 Ohio State.....W....11.....1  
 Brown.....W....14.....0  
 Brown.....W....14.....2  
 vs. SW Missouri St.....L....0.....1  
 vs. Stanford.....W....9.....1  
 vs. Baylor.....L....4.....5  
 vs. Utah State.....L....0.....2  
 vs. New Mexico.....W....3.....2  
 vs. Louisiana Tech.....L....1.....2  
 vs. Texas A&M.....L....1.....2  
 vs. NE Louisiana.....W....10.....1  
 vs. Adelphi.....L....0.....2  
 vs. Louisiana Tech.....L....3.....4  
 vs. Georgia State.....W....7.....0  
 vs. George Mason.....W....5.....0  
 vs. Western Illinois.....W....9.....0  
 at FAMU.....W....1.....0  
 at FAMU.....W....9.....0  
 South Florida.....W....2.....1  
 South Florida.....L....1.....2  
 South Carolina.....L....0.....2  
 South Carolina.....W....2.....0  
 Stetson.....W....4.....1  
 at South Florida.....W....1.....0  
 at South Florida.....W....1.....0

## 1986 (42 - 7) NCAA Regional

OPPONENT.....FSU OPP  
 West Florida.....W....5.....0  
 West Florida.....W....6.....0  
 at South Florida.....W....1.....0  
 at South Florida.....W....2.....1  
 Ball State.....W....4.....0  
 Ball State.....W....3.....2  
 Valparaiso.....W....5.....0  
 Valparaiso.....W....2.....0  
 Virginia.....W....4.....0  
 Virginia.....L....1.....2  
 Temple.....W....7.....0  
 Temple.....W....2.....0  
 Limestone.....W....4.....0  
 Limestone.....W....1.....0  
 at Florida Southern.....W....7.....0  
 at Florida Southern.....W....2.....0  
 Maine.....W....1.....0  
 Maine.....W....10.....0  
 Michigan State.....W....2.....0  
 Tennessee Tech.....W....8.....0  
 Tennessee Tech.....W....11.....1  
 Western Illinois.....W....11.....0  
 Toledo.....W....4.....0  
 Florida Southern.....W....7.....3  
 Rutgers.....W....3.....0  
 Nevada-Reno.....W....8.....1  
 Furman.....W....3.....2  
 Mississippi State.....W....3.....1  
 Western Illinois.....L....4.....6  
 Ohio.....W....10.....0  
 Ohio.....W....5.....1  
 Ohio State.....W....8.....0  
 Ohio State.....W....3.....2  
 vs. Oklahoma State.....W....3.....2  
 vs. Utah.....L....2.....6  
 vs. Texas A & M.....W....1.....0  
 vs. St. Mary's.....W....2.....1  
 vs. Sam Houston.....W....3.....2  
 vs. Oklahoma State.....W....2.....1  
 vs. Arizona State.....L....0.....2  
 at West Florida.....W....3.....0  
 at West Florida.....W....5.....1  
 vs. Furman.....L....0.....1  
 vs. East Carolina.....W....3.....0  
 vs. North Carolina.....W....1.....0  
 at South Carolina.....W....3.....0  
 vs. South Florida.....W....3.....0

NCAA South Regional  
 at Louisiana Tech.....L....0.....4  
 at Louisiana Tech.....L....0.....1

## 1987 (50 - 14) NCAA Regional College World Series

OPPONENT.....FSU OPP  
 at Stetson.....W....7.....0  
 at Stetson.....L....3.....4  
 at Florida A&M.....W....8.....1  
 at Florida A&M.....W....6.....3  
 UNC-Wilmington.....W....3.....1  
 UNC-Wilmington.....W....2.....0  
 Virginia.....W....7.....0  
 Virginia.....L....2.....5  
 Limestone.....W....6.....0  
 Limestone.....W....11.....0  
 Temple.....L....0.....1  
 Temple.....W....6.....3  
 East Carolina.....W....10.....0  
 East Carolina.....W....2.....1  
 vs. Eastern Michigan.....W....8.....1  
 vs. Bradley.....W....2.....0  
 vs. Stetson.....W....16.....0  
 vs. Temple.....W....5.....0  
 vs. South Carolina.....L....0.....4  
 vs. Rutgers.....W....4.....0  
 vs. Winthrop.....W....8.....0

at South Florida.....L....3.....7  
 vs. South Carolina.....L....0.....2  
 Miami (Ohio).....W....3.....0  
 Miami (Ohio).....W....3.....2  
 Tennessee Tech.....W....10.....0  
 Kent State.....W....16.....0  
 Bowling Green.....W....4.....0  
 Southern Miss.....W....13.....3  
 Nicholls State.....W....5.....0  
 Furman.....W....1.....0  
 Toledo.....L....0.....3  
 Toledo.....W....9.....6  
 Toledo.....W....8.....1  
 Bowling Green.....W....12.....2  
 Bowling Green.....W....3.....1  
 Ohio.....W....3.....0  
 Ohio.....W....6.....2  
 at West Florida.....W....1.....0  
 at West Florida.....W....4.....0  
 vs. Furman.....W....8.....2  
 vs. South Florida.....W....5.....4  
 vs. Nicholls.....W....5.....1  
 vs. George Mason.....W....3.....0  
 at South Carolina.....W....1.....0  
 vs. Louisiana Tech.....W....2.....1  
 vs. Georgia State.....W....4.....1  
 South Florida.....L....0.....2  
 South Florida.....W....1.....0  
 South Carolina.....W....1.....3  
 South Carolina.....L....0.....1  
 South Carolina.....W....2.....1  
 Florida A&M.....W....17.....0  
 Florida A&M.....W....7.....1  
 vs. Oklahoma.....L....0.....1  
 at Oklahoma State.....L....1.....4  
 vs. Baylor.....W....10.....0  
 vs. Oklahoma.....W....6.....1  
 vs. Baylor.....W....8.....1  
 at Oklahoma State.....W....2.....0

NCAA South Regional  
 Adelphi.....W....1.....0  
 Adelphi.....W....3.....1

College World Series  
 vs. CS-Fullerton.....L....0.....3  
 vs. Central Michigan.....L....0.....1

## 1988 (44 - 14) NCAA Regional

OPPONENT.....FSU OPP  
 West Florida.....W....1.....0  
 West Florida.....W....1.....0  
 at Florida A&M.....W....14.....3  
 at Florida A&M.....W....11.....0  
 Eastern Michigan.....W....3.....1  
 Eastern Michigan.....W....4.....3  
 Temple.....W....3.....0  
 Temple.....W....2.....0  
 North Carolina.....W....4.....2  
 North Carolina.....W....8.....4  
 vs. Louisiana Tech.....L....0.....7  
 vs. North Carolina.....W....2.....1  
 vs. Eastern Michigan.....W....7.....4  
 at South Florida.....W....2.....1  
 vs. Virginia.....W....4.....0  
 vs. Temple.....W....4.....3  
 vs. Okla. City College.....W....5.....0  
 vs. South Carolina.....L....1.....5  
 vs. Central Michigan.....W....6.....2  
 Southern Illinois.....W....5.....1  
 Southern Illinois.....L....1.....2  
 Virginia.....W....5.....0  
 Virginia.....W....7.....1  
 Florida A&M.....W....7.....0  
 NE Louisiana.....W....5.....1  
 Maine.....W....1.....0  
 Northern Illinois.....L....3.....4

Miami (Ohio).....W....5.....1  
 Furman.....W....2.....0  
 Eastern Illinois.....W....2.....1  
 Northern Illinois.....W....2.....1  
 Eastern Illinois.....W....3.....2  
 Eastern Illinois.....W....11.....1  
 Ohio State.....W....6.....1  
 Ohio State.....W....2.....1  
 Nicholls State.....W....1.....0  
 Nicholls State.....W....2.....1  
 Nicholls State.....W....8.....3  
 vs. Utah.....W....3.....0  
 at South Carolina.....L....0.....1  
 vs. Utah.....L....4.....8  
 at South Carolina.....L....1.....3  
 at South Florida.....W....8.....5  
 at South Florida.....W....8.....1  
 Florida A&M.....W....3.....0  
 Florida A&M.....W....2.....1  
 at West Florida.....W....5.....3  
 at West Florida.....L....1.....2  
 at Nebraska.....L....0.....3  
 vs. Kansas.....L....2.....4  
 vs. Kansas.....W....2.....1  
 at Nebraska.....L....0.....5  
 vs. Creighton.....W....4.....0  
 vs. Creighton.....L....0.....2  
 Georgia State.....W....5.....0  
 Georgia State.....W....2.....1

NCAA South Regional  
 Texas A&M.....L....0.....1  
 Louisiana Tech.....L....1.....6

## 1989 (39 - 14) NCAA Regional

OPPONENT.....FSU OPP  
 West Florida.....W....3.....2  
 West Florida.....L....1.....5  
 at Florida A&M.....W....11.....0  
 at Florida A&M.....W....4.....0  
 Eastern Michigan.....W....2.....0  
 Eastern Michigan.....W....5.....1  
 Temple.....W....2.....1  
 Temple.....W....8.....2  
 Virginia.....L....4.....2  
 Virginia.....W....5.....1  
 East Carolina.....W....5.....0  
 East Carolina.....W....5.....0  
 vs. Missouri.....W....6.....0  
 vs. Western Illinois.....W....5.....2  
 vs. New Mexico.....W....3.....2  
 vs. Temple.....W....3.....1  
 vs. Nicholls State.....W....3.....1  
 vs. Arizona State.....L....3.....7  
 vs. Miami (Ohio).....L....3.....4  
 vs. Miami (Ohio).....L....0.....1  
 Illinois State.....W....2.....0  
 Connecticut.....W....3.....0  
 Miami (Ohio).....W....5.....0  
 Southern Illinois.....W....4.....2  
 SW Missouri St.....W....14.....0  
 Stetson.....W....6.....0  
 North Carolina.....L....1.....2  
 Northern Illinois.....L....0.....3  
 Northern Illinois.....L....2.....5  
 South Florida.....W....4.....2  
 South Florida.....W....8.....1  
 Florida A&M.....W....3.....0  
 Florida A&M.....W....4.....1  
 at Nebraska.....L....0.....1  
 vs. Kansas.....W....3.....2  
 vs. Arizona State.....W....3.....2  
 vs. Kansas.....W....1.....0  
 at Nebraska.....L....2.....4  
 vs. East Carolina.....W....3.....0  
 vs. Furman.....W....5.....0  
 vs. SW Louisiana.....W....4.....2

vs. North Carolina.....W....3.....1  
 vs. South Florida.....W....2.....0  
 vs. Virginia.....W....2.....0  
 vs. Nicholls State.....W....2.....0  
 at West Florida.....W....3.....2  
 at West Florida.....W....3.....0  
 vs. Louisiana Tech.....L....0.....1  
 at Nicholls State.....W....1.....0  
 at Nicholls State.....L....0.....2  
 vs. Louisiana Tech.....L....0.....1

NCAA South Regional  
 South Carolina.....L....1.....2  
 Louisiana Tech.....L....1.....3

## 1990 (47-16) NCAA Regional College World Series

OPPONENT.....FSU OPP  
 West Florida.....W....1.....0  
 West Florida.....W....1.....0  
 at Florida A&M.....W....6.....2  
 at Florida A&M.....W....4.....0  
 Eastern Michigan.....W....1.....0  
 Eastern Michigan.....W....1.....0  
 Michigan.....W....1.....0  
 Michigan.....L....2.....3  
 UNC-Wilmington.....W....6.....1  
 UNC-Wilmington.....W....5.....0  
 vs. Indiana.....W....1.....2  
 vs. Iowa.....L....0.....5  
 vs. Central Michigan.....W....1.....0  
 at South Florida.....W....2.....1  
 vs. Maine.....W....7.....0  
 vs. Oklahoma.....L....0.....1  
 Southern Illinois.....W....4.....0  
 Virginia.....W....1.....0  
 Virginia.....W....5.....0  
 Indiana.....W....1.....0  
 Indiana.....W....2.....0  
 Connecticut.....L....1.....3  
 Stetson.....W....3.....2  
 SW Louisiana.....L....1.....2  
 Oklahoma.....W....3.....2  
 Adelphi.....W....4.....0  
 Nebraska.....W....2.....1  
 Missouri.....L....1.....2  
 Missouri.....L....1.....2  
 Northern Iowa.....L....0.....1  
 Northern Iowa.....W....4.....2  
 Princeton.....W....5.....0  
 Princeton.....W....6.....0  
 Georgia State.....W....2.....0  
 Georgia State.....W....8.....0  
 vs. Southern Miss.....W....4.....0  
 vs. Georgia Tech.....W....10.....0  
 vs. Wichita State.....W....1.....0  
 vs. Austin Peay.....W....5.....1  
 vs. Michigan State.....W....2.....0  
 vs. Georgia State.....L....0.....1  
 South Florida.....W....4.....1  
 South Florida.....W....2.....0  
 vs. Stephen F. Austin.....W....5.....2  
 vs. Sam Houston.....L....0.....2  
 at Oklahoma State.....L....1.....2  
 vs. Texas A&M.....W....3.....1  
 vs. Texas-Arlington.....L....0.....2  
 vs. Southern Miss.....W....11.....0  
 vs. North Carolina.....W....1.....0  
 vs. East Carolina.....W....7.....2  
 South Carolina.....L....0.....2  
 South Carolina.....W....3.....0  
 at Florida A&M.....W....10.....0  
 at Florida A&M.....W....2.....0  
 at West Florida.....W....6.....0

NCAA South Regional

# YEAR BY YEAR RESULTS

vs. Texas A&M.....W.....5.....0  
 at SW Louisiana.....W.....4.....3  
 at SW Louisiana.....W.....2.....1

## College World Series

vs. Fresno State.....W.....1.....0  
 vs. Oklahoma State.....L.....1.....4  
 vs. UNLV.....W.....4.....1  
 vs. UCLA.....L.....0.....3

## 1991 (62 - 12) NCAA Regional College World Series

OPPONENT.....FSU OPP  
 vs. California.....L.....0.....4  
 vs. New Mexico.....W.....9.....1  
 vs. UCLA.....L.....2.....5  
 vs. Sacramento State.....W.....4.....0  
 vs. Pacific.....W.....4.....3  
 at Arizona.....L.....0.....8  
 vs. CS-Northridge.....L.....0.....1  
 West Florida.....W.....4.....3  
 West Florida.....L.....0.....5  
 at Georgia Southern.....W.....6.....2  
 at Georgia Southern.....W.....5.....1  
 at Florida A&M.....W.....8.....0  
 at Florida A&M.....W.....4.....0  
 at South Florida.....W.....2.....0  
 at South Florida.....L.....0.....2  
 Ball State.....W.....5.....0  
 Samford.....W.....2.....1  
 Samford.....W.....6.....0  
 vs. Detroit.....W.....9.....0  
 vs. Western Illinois.....W.....2.....1  
 vs. Indiana.....W.....3.....1  
 vs. Winthrop.....W.....4.....1  
 vs. Eastern Michigan.....W.....1.....0  
 vs. Oklahoma.....W.....7.....1  
 vs. South Carolina.....L.....3.....4  
 Connecticut.....W.....2.....1  
 Connecticut.....W.....1.....0  
 Virginia.....W.....9.....1  
 Virginia.....W.....2.....1  
 Creighton.....W.....3.....2  
 Miami (Ohio).....W.....2.....0  
 East Carolina.....W.....13.....0  
 Western Illinois.....W.....2.....1  
 Rhode Island.....W.....6.....0  
 Winthrop.....W.....2.....0  
 Indiana.....W.....6.....2  
 Bradley.....W.....2.....0  
 Northern Iowa.....W.....3.....1  
 Northern Iowa.....W.....2.....1  
 Miami (Ohio).....L.....0.....8  
 Miami (Ohio).....W.....5.....1  
 Drexel.....W.....2.....0  
 Drexel.....W.....7.....1  
 Bowling Green.....W.....2.....0  
 Bowling Green.....W.....9.....0  
 vs. Dayton.....W.....3.....0  
 vs. Toledo.....W.....1.....0  
 vs. Northwestern.....W.....2.....0  
 vs. South Florida.....W.....6.....5  
 vs. Samford.....W.....4.....0  
 vs. North Carolina.....W.....5.....0  
 South Carolina.....W.....4.....1  
 vs. Notre Dame.....W.....7.....0  
 vs. South Florida.....W.....2.....0  
 vs. Winthrop.....W.....4.....1  
 vs. SW Louisiana.....W.....3.....0  
 Georgia Southern.....W.....4.....0  
 Georgia Southern.....W.....9.....1  
 Florida A&M.....W.....7.....1  
 Florida A&M.....W.....11.....1  
 vs. Virginia.....L.....1.....2  
 vs. Eastern Michigan.....W.....3.....2  
 vs. Virginia.....L.....0.....2  
 at West Florida.....W.....1.....0

at West Florida.....W.....7.....0  
 vs. Connecticut.....W.....2.....0  
 vs. Princeton.....W.....4.....3  
 at Massachusetts.....W.....2.....0

## NCAA South Regional

at SW Louisiana.....W.....1.....0  
 vs. Oklahoma State.....W.....2.....0  
 vs. Oklahoma State.....W.....4.....3

## College World Series

vs. UCLA.....L.....0.....1  
 vs. Nevada-Las Vegas.....W.....3.....1  
 vs. Fresno State.....L.....0.....3

## 1992 (63 - 9, 4 - 2) ACC Champs NCAA Regional College World Series

OPPONENT.....FSU OPP  
 Samford.....W.....10.....0  
 Samford.....W.....7.....0  
 at Florida A&M.....W.....12.....0  
 at Florida A&M.....W.....10.....0  
 West Florida.....W.....2.....0  
 West Florida.....W.....2.....0  
 at Georgia Southern.....W.....8.....0  
 at Georgia Southern.....W.....13.....3  
 at Northwestern.....W.....10.....0  
 at Northwestern.....W.....1.....0  
 vs. Ball State.....W.....2.....0  
 vs. Ball State.....W.....9.....0  
 at South Florida.....W.....5.....1  
 at South Florida.....W.....3.....0  
 Robert Morris.....W.....1.....0  
 Robert Morris.....W.....14.....1  
 vs. Adelphi.....W.....12.....2  
 vs. Penn State.....W.....7.....0  
 vs. Virginia-\$.....W.....10.....0  
 vs. Samford.....W.....4.....3  
 vs. Hofstra.....W.....14.....4  
 vs. North Carolina-\$.....W.....12.....1  
 vs. Oklahoma City.....W.....2.....1  
 Rutgers.....W.....8.....4  
 Rutgers.....W.....8.....4  
 Virginia-\$.....L.....0.....1  
 Virginia-\$.....W.....5.....2  
 Miami (Ohio).....L.....0.....2  
 Northern Iowa.....W.....2.....0  
 Northern Iowa.....W.....2.....0  
 Bradley.....W.....3.....2  
 Princeton.....W.....7.....0  
 Bowling Green.....W.....4.....0  
 Adelphi.....W.....5.....0  
 South Florida.....W.....1.....0  
 Kent State.....W.....6.....0  
 Princeton.....W.....2.....1  
 Drexel.....W.....3.....0  
 Drexel.....W.....4.....0  
 Kent State.....W.....2.....1  
 Kent State.....W.....8.....0  
 at Cal-State Fullerton.....L.....4.....5  
 vs. Missouri.....L.....1.....2  
 vs. Ohio State.....W.....1.....0  
 vs. Arizona.....L.....0.....2  
 vs. Illinois State.....W.....7.....2  
 vs. Ohio State.....L.....0.....3  
 Georgia Southern.....W.....6.....0  
 Georgia Southern.....W.....2.....0  
 Florida A&M.....L.....7.....0  
 Florida A&M.....W.....6.....0  
 vs. UNC-Wilmington.....W.....7.....1  
 at North Carolina-\$.....L.....0.....1  
 vs. Winthrop.....W.....3.....1  
 vs. Georgia Tech-\$.....W.....10.....0  
 vs. East Carolina.....W.....5.....2  
 vs. South Carolina.....W.....3.....2

ACC Championship  
 Georgia Tech.....W.....6.....0  
 North Carolina.....W.....11.....0  
 Virginia.....W.....11.....1

South Carolina.....W.....2.....0  
 South Carolina.....W.....6.....0  
 South Carolina.....W.....2.....0  
 at West Florida.....W.....6.....0  
 at West Florida.....W.....11.....2  
 vs. Connecticut.....W.....1.....0  
 at Massachusetts.....W.....3.....1  
 vs. Connecticut.....W.....4.....3

## NCAA Regional

at SW Louisiana.....W.....1.....0  
 vs. UNLV.....W.....4.....0  
 at SW Louisiana.....W.....1.....0

## College World Series

vs. California.....L.....0.....3  
 vs. Massachusetts.....L.....2.....4

## 1993 (52 - 9, 4 - 0) ACC Champs NCAA Regional College World Series

OPPONENT.....FSU OPP  
 Samford.....W.....3.....1  
 Samford.....W.....3.....1  
 West Florida.....W.....6.....1  
 West Florida.....L.....3.....1  
 at Florida A&M.....W.....7.....0  
 Mercer.....W.....5.....0  
 Mercer.....W.....7.....0  
 South Florida.....W.....10.....0  
 South Florida.....W.....7.....0  
 at Georgia Tech-\$.....W.....3.....0  
 at Georgia Tech-\$.....W.....2.....0  
 at Florida A&M.....W.....10.....0  
 vs. Central Michigan.....W.....5.....0  
 vs. Georgia Southern.....W.....6.....0  
 vs. Iowa.....W.....3.....0  
 Connecticut.....W.....1.....0  
 Connecticut.....W.....8.....0  
 Northern Iowa.....W.....7.....0  
 Drake.....W.....6.....0  
 Georgia State.....W.....1.....0  
 SW Louisiana.....L.....1.....2  
 Rhode Island.....W.....10.....0  
 Eastern Illinois.....W.....7.....2  
 Virginia-\$.....W.....7.....0  
 Southern Illinois.....W.....1.....0  
 SW Louisiana.....W.....2.....1  
 Toledo.....W.....11.....0  
 Toledo.....W.....4.....0  
 vs. Fresno State.....L.....1.....2  
 vs. Cal Poly Pomona.....W.....1.....0  
 vs. Minnesota.....W.....3.....1  
 vs. Utah.....L.....2.....3  
 at Cal State-Fullerton.....W.....4.....1  
 Florida A&M.....W.....10.....0  
 at Florida A&M.....W.....4.....1  
 vs. UNC-Wilmington.....W.....12.....0  
 vs. Virginia-\$.....W.....3.....2  
 vs. Coastal Carolina.....W.....8.....0  
 vs. Hofstra.....W.....10.....2  
 vs. Coastal Carolina.....W.....9.....1  
 vs. East Carolina.....W.....13.....0

## ACC Championship

Georgia Tech.....W.....12.....0  
 Virginia.....L.....0.....1  
 Georgia Tech.....W.....11.....0  
 Virginia.....W.....2.....0  
 Virginia.....W.....4.....2

at South Carolina.....L.....4.....6  
 at South Carolina.....W.....7.....0  
 at South Carolina.....W.....8.....0  
 vs. Connecticut.....L.....1.....4  
 vs. South Florida.....W.....1.....0  
 at Massachusetts.....W.....5.....0  
 at West Florida.....W.....5.....0  
 at West Florida.....W.....7.....0

## NCAA Regional

Kansas.....L.....0.....1  
 Iowa.....W.....5.....3  
 Kansas.....W.....5.....0  
 Kansas.....W.....2.....1

## College World Series

vs. Oklahoma State.....L.....2.....5  
 vs. Connecticut.....L.....1.....2

## 1994 (50 - 19, 9 - 2) NCAA Regional

OPPONENT.....FSU OPP  
 Mercer.....W.....9.....3  
 Mercer.....W.....6.....0  
 UNC-Charlotte.....W.....4.....0  
 UNC-Charlotte.....W.....7.....1  
 Georgia Southern.....W.....10.....0  
 Georgia Southern.....W.....8.....0  
 West Florida.....W.....10.....0  
 West Florida.....W.....5.....0  
 at Florida A&M.....W.....3.....0  
 Stetson.....W.....7.....0  
 Stetson.....W.....5.....0  
 at Mercer.....W.....6.....0  
 at Mercer.....W.....5.....0  
 Florida A&M.....W.....8.....0  
 South Carolina.....L.....2.....3  
 South Carolina.....W.....3.....1  
 Georgia Tech-\$.....W.....6.....1  
 Georgia Tech-\$.....W.....2.....1  
 vs. Robert Morris.....L.....0.....1  
 vs. Illinois-Chicago.....W.....3.....0  
 vs. Penn State.....W.....6.....2  
 vs. UCLA.....L.....0.....3  
 vs. Notre Dame.....W.....3.....0  
 vs. Virginia-\$.....W.....7.....0  
 vs. Oklahoma State.....L.....0.....1  
 Northern Illinois.....W.....3.....0  
 Northern Illinois.....W.....1.....0  
 Texas A&M.....L.....3.....7  
 Virginia-\$.....W.....4.....3  
 Princeton.....W.....2.....1  
 Indiana.....W.....3.....2  
 Louisiana Tech.....W.....2.....0  
 Iowa State.....W.....3.....2  
 Eastern Michigan.....W.....1.....0  
 Eastern Illinois.....W.....9.....0  
 Illinois State.....L.....2.....3  
 vs. Kansas.....L.....2.....4  
 vs. Northwestern.....L.....2.....8  
 at CS-Fullerton.....L.....0.....7  
 vs. SE Louisiana.....L.....3.....12  
 vs. Oklahoma State.....L.....0.....1  
 vs. Utah State.....W.....5.....3  
 Hofstra.....W.....3.....2  
 Hofstra.....W.....4.....3  
 at Florida A&M.....W.....7.....0  
 at North Carolina-\$.....W.....5.....1  
 at North Carolina-\$.....W.....6.....2  
 vs. UNC-Wilmington.....W.....5.....0  
 vs. UNC-Charlotte.....W.....8.....1  
 vs. East Carolina.....L.....0.....1  
 vs. Georgia Tech-\$.....W.....11.....0  
 vs. Virginia-\$.....W.....9.....4  
 vs. North Carolina-\$.....L.....0.....1  
 at Virginia-\$.....W.....8.....0  
 at Virginia-\$.....L.....4.....5  
 Florida A&M.....W.....8.....0

ACC Championship  
 Georgia Tech.....W.....2.....1  
 Virginia.....L.....0.....2  
 North Carolina.....W.....6.....5  
 Virginia.....W.....1.....0  
 Virginia.....L.....0.....3

at West Florida.....L.....1.....4  
 at West Florida.....W.....8.....0  
 at Connecticut.....W.....4.....1  
 at South Florida.....W.....2.....0  
 at South Florida.....W.....4.....2  
 at South Florida.....W.....6.....5

NCAA Regional  
 vs. Oklahoma.....L.....1.....3  
 vs. Providence.....L.....0.....4

## 1995 (58 - 15, 6 - 0) ACC Champs NCAA Regional

OPPONENT.....FSU OPP  
 Stetson.....W.....8.....0  
 Stetson.....W.....2.....0  
 vs. Oklahoma St.....L.....1.....5  
 vs. CS-Fullerton.....L.....5.....9  
 vs. Oregon.....W.....3.....2  
 vs. New Mexico St.....W.....4.....0  
 vs. Illinois St.....W.....10.....2  
 vs. Arizona.....L.....1.....7  
 Troy State.....W.....3.....1  
 Troy State.....W.....3.....0  
 at Georgia Tech-\$.....W.....9.....4  
 at Georgia Tech-\$.....W.....10.....1  
 at UNC-Charlotte.....W.....6.....0  
 at UNC-Charlotte.....W.....8.....0  
 Mercer.....W.....3.....0  
 Mercer.....W.....10.....2  
 North Carolina-\$.....W.....6.....3  
 North Carolina-\$.....W.....3.....1  
 Marshall.....W.....8.....0  
 Marshall.....W.....7.....0  
 vs. Indiana State.....W.....8.....0  
 vs. Illinois-Chicago.....L.....1.....3  
 vs. Iowa.....L.....0.....4  
 vs. Robert Morris.....W.....3.....0  
 vs. North Carolina.....W.....8.....2  
 vs. Yale.....W.....11.....1  
 vs. Virginia.....W.....2.....1  
 vs. Oklahoma State.....W.....7.....4  
 vs. Illinois-Chicago.....W.....1.....2  
 Virginia-\$.....W.....3.....0  
 Virginia-\$.....W.....3.....0  
 Samford.....W.....14.....0  
 Miami (OH).....W.....9.....1  
 Michigan.....L.....1.....2  
 Northern Illinois.....W.....3.....0  
 Illinois-Chicago.....W.....3.....0  
 Iowa State.....W.....2.....0  
 Michigan.....L.....0.....5  
 Massachusetts.....W.....5.....4  
 Massachusetts.....W.....4.....3  
 at South Carolina.....L.....1.....2  
 at South Carolina.....L.....2.....3  
 vs. Hofstra.....W.....5.....1  
 at South Carolina.....L.....3.....6  
 vs. Hofstra.....W.....8.....2  
 Florida A&M.....W.....8.....0  
 South Florida.....W.....4.....0  
 South Florida.....L.....3.....4  
 at Florida A&M.....W.....9.....0  
 at Florida A&M.....W.....10.....0  
 vs. Campbell.....W.....4.....0  
 at North Carolina.....W.....15.....0  
 vs. East Carolina.....W.....10.....2  
 vs. Campbell.....W.....7.....1  
 vs. East Carolina.....W.....4.....3



# YEAR BY YEAR RESULTS

at North Carolina ... W ... 2 .....1  
 Florida A&M..... W ... 6 .....0  
 at West Florida..... W ... 8 .....0  
 at West Florida..... W ... 3 .....2

### ACC Championship

North Carolina ..... W ... 4 .....0  
 Georgia Tech..... W ... 2 .....1  
 Georgia Tech..... W ... 5 .....2

West Florida..... W ... 9 .....3  
 West Florida..... W ... 3 .....0  
 vs. South Florida..... L .....0 .....3  
 vs. South Carolina ..... W ... 5 .....4  
 at Massachusetts..... L .....0 .....8  
 vs. South Carolina ..... W ... 6 .....0  
 at Massachusetts..... W ... 2 .....0

### NCAA Regional

vs. Nebraska..... L .....1 .....6  
 vs. Ohio..... W ... 2 .....0  
 vs. Nebraska..... W ... 6 .....2  
 at Arizona..... L .....0 .....15

**1996**  
**(51 - 21, 5 - 3)**  
 ACC Champs  
 NCAA Regional

OPPONENT ..... W .. FSU OPP  
 at Mercer..... W ... 4 .....1  
 at Mercer..... W ... 5 .....2  
 West Florida..... W ... 8 .....0  
 West Florida..... W ... 8 .....0  
 Georgia Southern..... W ... 2 .....1  
 Georgia Southern..... W ... 5 .....0  
 vs. UNLV..... L .....2 .....3  
 vs. Washington..... L .....6 .....13  
 vs. Arizona..... L .....4 .....8  
 vs. Illinois State..... W ... 4 .....1  
 vs. Utah State..... W ... 6 .....5  
 vs. CS-Fullerton..... L .....11 .....12  
 Stetson..... W ... 1 .....0  
 Stetson..... W ... 6 .....2  
 FAMU..... W ... 8 .....0  
 vs. Washington..... L .....1 .....3  
 vs. Massachusetts..... W ... 4 .....1  
 vs. Long Beach State..... L .....1 .....2  
 vs. Oregon..... W ... 1 .....0  
 vs. Cal State Northridge..... L .....1 .....2  
 UNC-Charlotte..... W ... 7 .....1  
 UNC-Charlotte..... W ... 6 .....0  
 Troy State..... W ... 5 .....2  
 Troy State..... L .....1 .....2  
 vs. East Carolina..... W ... 2 .....1  
 vs. UT-Chattanooga..... W ... 5 .....2  
 vs. Ball State..... W ... 4 .....2  
 vs. Penn State..... W ... 4 .....3  
 vs. Indiana..... W ... 3 .....1  
 vs. Michigan State..... W ... 6 .....2  
 vs. UCLA..... L .....0 .....4  
 Notre Dame..... L .....0 .....1  
 Drake..... W ... 1 .....0  
 Ohio State..... L .....0 .....1  
 Southern Illinois..... L .....3 .....4  
 Eastern Michigan..... W ... 7 .....0  
 Massachusetts..... W ... 3 .....1  
 Michigan..... L .....1 .....6  
 Connecticut..... W ... 3 .....0  
 Connecticut..... W ... 6 .....0  
 Bradley..... W ... 4 .....1  
 Bradley..... W ... 7 .....2  
 Georgia Tech-\$..... W ... 2 .....0  
 Georgia Tech-\$..... L .....1 .....3  
 at FAMU..... W ... 7 .....2  
 at FAMU..... W ... 13 .....0  
 FAMU..... W ... 4 .....0  
 at Virginia-\$..... W ... 8 .....0  
 at Virginia-\$..... W ... 5 .....4

at Maryland-\$..... W ... 4 .....0  
 at Maryland-\$..... W ... 6 .....2  
 at North Carolina-\$..... L .....2 .....3  
 at North Carolina-\$..... L .....4 .....5  
 vs. Campbell..... W ... 6 .....1  
 vs. Florida Atlantic..... L .....0 .....1  
 vs. South Carolina..... W ... 4 .....2  
 at North Carolina..... W ... 2 .....0  
 vs. Maryland..... W ... 8 .....0

### ACC Championship

vs. Georgia Tech..... W ... 5 .....4  
 vs. Maryland..... W ... 3 .....0  
 vs. North Carolina..... W ... 3 .....1

at West Florida..... W ... 6 .....0  
 at West Florida..... W ... 10 .....0  
 at South Florida..... W ... 1 .....0  
 at South Florida..... L .....1 .....4  
 South Carolina..... W ... 5 .....1  
 South Carolina..... L .....3 .....5  
 South Carolina..... W ... 2 .....1

### NCAA Regional

Arizona..... L .....6 .....9  
 South Florida..... W ... 6 .....0  
 Arizona..... L .....3 .....10

**1997**  
**(45 - 19, 7 - 1)**  
 ACC Champs

OPPONENT ..... W .. FSU OPP  
 at Georgia Southern..... W ... 8 .....0  
 at Georgia Southern..... W ... 5 .....3  
 at Florida A&M..... W ... 7 .....0  
 vs. Nebraska..... W ... 2 .....1  
 vs. Fresno State..... L .....0 .....2  
 vs. Oregon..... L .....1 .....6  
 vs. Utah..... L .....2 .....6  
 vs. Ohio State..... W ... 7 .....2  
 vs. CS-Fullerton..... W ... 4 .....2  
 at Florida..... L .....1 .....3  
 at Florida..... W ... 8 .....1  
 Mercer..... W ... 1 .....0  
 Mercer..... W ... 5 .....1  
 Florida A&M..... W ... 8 .....0  
 vs. Northwestern..... W ... 2 .....0  
 vs. Washington..... L .....3 .....8  
 vs. Oklahoma..... W ... 2 .....1  
 vs. UConn..... W ... 10 .....3  
 vs. Louisiana Tech..... L .....2 .....6  
 vs. Ball State..... W ... 4 .....0  
 vs. East Carolina..... W ... 10 .....0  
 vs. Michigan State..... L .....2 .....6  
 vs. Hofstra..... L .....1 .....2  
 vs. Arkansas..... W ... 4 .....0  
 vs. Indiana..... W ... 3 .....2  
 vs. Iowa..... L .....1 .....7  
 Miami (OH)..... W ... 2 .....1  
 Louisiana Tech..... L .....2 .....3  
 Wisconsin..... L .....3 .....12  
 UT-Chattanooga..... W ... 3 .....1  
 UConn..... W ... 2 .....1  
 Bradley..... W ... 4 .....0  
 Eastern Michigan..... W ... 5 .....1  
 UConn..... L .....0 .....1  
 UConn..... W ... 8 .....2  
 at Georgia Tech-\$..... W ... 5 .....1  
 at Georgia Tech-\$..... W ... 8 .....5  
 Maryland-\$..... W ... 1 .....0  
 Maryland-\$..... W ... 3 .....0  
 Youngstown State..... W ... 8 .....2  
 Youngstown State..... W ... 6 .....3  
 at Troy State..... W ... 3 .....2  
 at Troy State..... T .....1 .....1  
 at Florida A&M..... L .....1 .....2  
 Virginia-\$..... W ... 8 .....0  
 Virginia-\$..... L .....3 .....6

at North Carolina -\$..... W ... 6 .....0  
 at North Carolina -\$..... W ... 12 .....4  
 vs. Florida Atlantic..... W ... 5 .....1  
 vs. Campbell..... W ... 4 .....1  
 vs. Coastal Carolina..... W ... 12 .....2  
 vs. Coastal Carolina..... W ... 2 .....1  
 vs. Florida Atlantic..... W ... 4 .....0

### ACC Championship

vs. North Carolina..... W ... 5 .....4  
 vs. Maryland..... W ... 4 .....3  
 vs. Maryland..... L .....1 .....2

Florida A&M..... W ... 7 .....0  
 at UNC Charlotte..... W ... 6 .....1  
 at UNC Charlotte..... W ... 3 .....1  
 at Alabama..... W ... 2 .....0  
 at Alabama..... L .....5 .....6  
 at Auburn..... W ... 2 .....0  
 at Auburn..... L .....1 .....2  
 South Florida..... L .....3 .....4  
 South Florida..... L .....1 .....3

**1998**  
**(51 - 21, 5 - 3)**  
 ACC Champs  
 NCAA Regional

OPPONENT ..... W .. FSU OPP  
 at Mercer..... W ... 5 .....1  
 at Mercer..... W ... 9 .....1  
 Georgia Southern..... W ... 6 .....2  
 Georgia Southern..... W ... 3 .....1  
 vs. Oregon..... L .....0 .....2  
 vs. Purdue..... W ... 8 .....1  
 vs. Washington..... W ... 1 .....0  
 vs. Fresno State..... W ... 2 .....1  
 at West Florida..... W ... 9 .....3  
 at West Florida..... W ... 10 .....6  
 Florida A&M..... W ... 4 .....2  
 Florida A&M..... W ... 6 .....0  
 Troy State..... L .....0 .....5  
 Troy State..... W ... 5 .....4  
 vs. Indiana..... W ... 3 .....2  
 vs. Arizona State..... L .....1 .....6  
 vs. UMass..... W ... 4 .....0  
 vs. CS-Northridge..... L .....3 .....4  
 vs. South Carolina..... L .....0 .....3  
 vs. California..... L .....1 .....4  
 vs. Georgia..... W ... 6 .....5  
 vs. Illinois-Chicago..... L .....1 .....3  
 vs. Central Michigan..... W ... 10 .....1  
 vs. Purdue..... W ... 5 .....4  
 vs. Missouri..... L .....1 .....3  
 vs. Alabama..... W ... 4 .....1  
 vs. Texas..... L .....1 .....9  
 UNC-Charlotte..... W ... 4 .....1  
 UNC-Charlotte..... W ... 4 .....1  
 Miami-Ohio..... L .....1 .....4  
 Miami-Ohio..... L .....1 .....3  
 Purdue..... L .....0 .....1  
 Northern Iowa..... W ... 3 .....0  
 Louisiana State..... W ... 4 .....2  
 Eastern Michigan..... W ... 4 .....2  
 Robert Morris..... W ... 4 .....1  
 Penn State..... W ... 3 .....0  
 Central Michigan..... W ... 11 .....4  
 Mississippi..... W ... 4 .....2  
 UMass..... W ... 1 .....0  
 Connecticut..... W ... 6 .....4  
 Connecticut..... W ... 9 .....0  
 North Carolina-\$..... W ... 3 .....2  
 North Carolina-\$..... W ... 7 .....6  
 Youngstown State..... W ... 1 .....0  
 Youngstown State..... W ... 10 .....2  
 vs. Wright State..... W ... 8 .....3  
 vs. Georgia State..... W ... 8 .....0  
 vs. Indiana State..... W ... 6 .....1

vs. Utah..... W ... 2 .....1  
 vs. Utah..... L .....1 .....4  
 West Florida..... W ... 2 .....1  
 West Florida..... W ... 5 .....3  
 Georgia Tech-\$..... W ... 3 .....2  
 Georgia Tech-\$..... W ... 4 .....1  
 Florida..... L .....3 .....8  
 Florida..... W ... 5 .....3  
 Florida A&M..... L .....1 .....3  
 Auburn..... W ... 5 .....1  
 Auburn..... W ... 8 .....3  
 at Florida A&M..... W ... 4 .....1  
 at Virginia-\$..... L .....1 .....4  
 at Virginia-\$..... L .....0 .....3  
 at Maryland-\$..... L .....3 .....5  
 at Maryland-\$..... W ... 9 .....1

### ACC Championship

Maryland..... W ... 1 .....0  
 Virginia..... W ... 10 .....0  
 Virginia..... W ... 2 .....1

at South Florida..... W ... 2 .....1  
 at South Florida..... L .....2 .....3

NCAA Midwest Regional  
 at Oklahoma State..... L .....0 .....4  
 vs. Stanford..... L .....0 .....1

**1999**  
**(40 - 25 - 1, 6 - 2)**  
 ACC Champs

OPPONENT ..... W .. FSU OPP  
 at Georgia Southern..... L .....1 .....3  
 at Georgia Southern..... W ... 2 .....0  
 at Florida A&M..... L .....2 .....3  
 vs. Utah State..... W ... 12 .....3  
 vs. Utah..... L .....1 .....5  
 vs. California..... L .....0 .....4  
 vs. Nebraska..... L .....1 .....4  
 vs. UNLV..... W ... 10 .....5  
 Mercer..... W ... 9 .....0  
 Mercer..... W ... 10 .....0  
 at Auburn..... W ... 4 .....2  
 at Auburn..... T .....0 .....0  
 vs. Colorado State..... W ... 3 .....2  
 vs. Nebraska..... L .....0 .....1  
 vs. DePaul..... L .....3 .....5  
 vs. Arizona State..... L .....0 .....2  
 vs. Colorado State..... L .....4 .....5  
 Campbell..... W ... 5 .....0  
 Campbell..... W ... 2 .....0  
 vs. Mississippi State..... L .....1 .....2  
 vs. Mississippi State..... L .....2 .....5  
 vs. Hofstra..... W ... 6 .....5  
 vs. Michigan..... L .....0 .....5  
 vs. Florida Atlantic..... L .....4 .....8  
 vs. Georgia..... W ... 5 .....0  
 at South Florida..... L .....1 .....2  
 Miami-Ohio..... W ... 2 .....0  
 Miami-Ohio..... W ... 6 .....2  
 vs. Western Illinois..... L .....0 .....1  
 vs. Toledo..... W ... 9 .....1  
 vs. Furman..... W ... 2 .....0  
 vs. Maryland..... W ... 2 .....0  
 vs. Central Michigan..... L .....1 .....5  
 Massachusetts..... L .....1 .....2  
 Massachusetts..... W ... 6 .....0  
 Minnesota..... W ... 8 .....2  
 Virginia-\$..... W ... 2 .....1  
 Minnesota..... W ... 5 .....0  
 Minnesota..... W ... 5 .....2  
 Maryland-\$..... W ... 4 .....1  
 Maryland-\$..... L .....3 .....5  
 Michigan State..... L .....0 .....3  
 Troy State..... W ... 6 .....1  
 Michigan State..... L .....4 .....5  
 Troy State..... W ... 7 .....0

at Florida A&M..... W ... 2 .....1  
 at Georgia Tech-\$..... W ... 7 .....0  
 at Georgia Tech-\$..... W ... 8 .....5  
 at Georgia..... L .....0 .....5  
 at Georgia..... W ... 6 .....0  
 at Florida..... L .....0 .....2  
 at Florida..... W ... 6 .....4  
 at North Carolina-\$..... L .....0 .....6  
 at North Carolina-\$..... W ... 8 .....3  
 vs. Florida Atlantic..... L .....0 .....1  
 vs. Southern Miss..... L .....0 .....1  
 Florida A&M..... W ... 10 .....1  
 Florida A&M..... L .....3 .....8  
 Fl. International..... W ... 6 .....1  
 Fl. International..... W ... 1 .....0  
 vs. UNC-Charlotte..... W ... 10 .....1  
 vs. UNC-Charlotte..... W ... 12 .....5  
 South Florida..... W ... 2 .....1  
 South Florida..... W ... 5 .....1

### ACC Championship

vs. North Carolina..... W ... 2 .....1  
 vs. Virginia..... W ... 1 .....0  
 vs. Virginia..... W ... 3 .....0

**2000**  
**(51 - 27, 6 - 2)**  
 ACC Champs  
 NCAA Regional

OPPONENT ..... W .. FSU OPP  
 Georgia Southern..... W ... 8 .....0  
 Georgia Southern..... W ... 6 .....1  
 at Florida A&M..... W ... 9 .....0  
 California-Berkeley..... L .....0 .....1  
 Florida Atlantic..... L .....2 .....3  
 Florida A&M..... W ... 8 .....7  
 Florida Atlantic..... W ... 2 .....0  
 California-Berkeley..... L .....0 .....1  
 at Mercer..... W ... 7 .....0  
 at Mercer..... W ... 7 .....4  
 at Bethune-Cookman..... W ... 9 .....0  
 at Bethune-Cookman..... W ... 1 .....0  
 at Stetson..... W ... 2 .....0  
 at Stetson..... W ... 8 .....2  
 vs. Eastern Michigan..... W ... 5 .....1  
 at Florida Atlantic..... W ... 2 .....0  
 vs. Villanova..... L .....2 .....3  
 vs. Furman..... W ... 8 .....0  
 vs. Fresno State..... L .....0 .....2  
 vs. Harvard..... W ... 6 .....2  
 vs. Texas..... L .....0 .....1  
 vs. Mississippi State..... L .....0 .....4  
 vs. Louisiana-Lafayette..... L .....1 .....9  
 at Pacific..... L .....2 .....5  
 vs. UCLA..... L .....0 .....3  
 vs. Mississippi..... L .....2 .....3  
 vs. Cal-Poly..... L .....4 .....5  
 at Fresno State..... L .....1 .....2  
 vs. Illinois State..... W ... 1 .....0  
 vs. Texas Tech..... W ... 3 .....0  
 Princeton..... W ... 4 .....3  
 Princeton..... W ... 2 .....0  
 Troy State..... W ... 2 .....1  
 Miami of Ohio..... W ... 8 .....0  
 Kansas..... L .....1 .....4  
 Northern Iowa..... W ... 6 .....2  
 Michigan..... L .....1 .....6  
 Ohio..... W ... 8 .....1  
 Ohio..... W ... 6 .....1  
 vs. Louisiana-Lafayette..... L .....1 .....2  
 at Tenn.-Chattanooga..... W ... 1 .....0  
 vs. Wisconsin..... W ... 3 .....0  
 vs. Louisiana-Lafayette..... L .....2 .....6  
 vs. Wisconsin..... W ... 6 .....5  
 at Tenn.-Chattanooga..... W ... 2 .....1  
 Georgia Tech-\$..... L .....1 .....2  
 Georgia Tech-\$..... L .....2 .....8



# YEAR BY YEAR RESULTS

Fla. International.....L.....2.....4  
 Fla. International.....W.....8.....3  
 Univ. of Florida.....W.....6.....3  
 Univ. of Florida.....L.....3.....5  
 Southern Miss.....L.....0.....9  
 Florida A&M.....W.....3.....0  
 Southern Miss.....L.....1.....4  
 Florida A&M.....W.....9.....1  
 at Florida A&M.....W.....7.....0  
 Auburn.....W.....7.....0  
 Auburn.....L.....4.....5  
 North Carolina-\$.....W.....10.....9  
 North Carolina-\$.....W.....5.....4  
 at East Carolina.....W.....1.....0  
 at East Carolina.....W.....7.....0  
 at Campbell.....W.....7.....1  
 at Campbell.....W.....9.....1  
**ACC Championship**  
 Maryland.....W.....6.....2  
 Virginia.....L.....2.....4  
 Maryland.....W.....3.....0  
 Virginia.....W.....3.....1  
 Virginia.....W.....2.....0

at Virginia-\$.....W.....3.....2  
 at Virginia-\$.....W.....6.....2  
 at Maryland-\$.....W.....10.....3  
 at Maryland-\$.....W.....3.....2

## NCAA West Regional

vs. Long Beach State.....W.....2.....0  
 vs. Iowa.....W.....4.....1  
 at UCLA.....L.....1.....6  
 vs. Iowa.....W.....4.....2  
 at UCLA.....L.....1.....7

**2001**  
**(58 - 12, 7 - 1)**  
**NCAA Regional**

**OPPONENT.....FSU OPP**  
 at Georgia Southern.....W.....8.....0  
 at Georgia Southern.....W.....4.....0  
 Florida A&M.....W.....1.....0  
 UT-Chattanooga.....W.....4.....1  
 Florida International.....L.....1.....2  
 UT-Chattanooga.....W.....3.....2  
 Florida International.....W.....3.....2  
 Kent State.....L.....4.....8  
 College of CharlestonW.....8.....0  
 Boston College.....W.....1.....0  
 College of CharlestonW.....9.....1  
 Boston College.....W.....5.....4  
 Mercer.....W.....4.....0  
 Mercer.....W.....2.....0  
 vs. Illinois.....L.....0.....1  
 at Florida Atlantic.....L.....1.....2  
 vs. Florida A&M.....W.....11.....0  
 vs. Maryland.....W.....5.....3  
 vs. Illinois.....W.....2.....0  
 at Florida Atlantic.....W.....1.....0  
 Central Michigan.....W.....3.....1  
 Northwestern.....W.....2.....1  
 Ball State.....W.....1.....0  
 Northwestern.....W.....8.....2  
 Central Michigan.....W.....2.....0  
 at Florida A&M.....L.....4.....5  
 vs. UC Riverside.....W.....8.....0  
 at San Diego State.....W.....2.....1  
 Nebraska.....L.....0.....3  
 Iowa State.....W.....4.....0  
 Iowa State.....W.....6.....0  
 Syracuse.....W.....3.....2  
 Bethune-Cookman.....W.....3.....2  
 Troy State.....W.....11.....0  
 Connecticut.....W.....8.....0  
 Connecticut.....W.....3.....0  
 Florida A&M.....W.....7.....0  
 at Georgia Tech-\$.....W.....7.....0

at Georgia Tech-\$.....L.....1.....2  
 at Georgia State.....W.....9.....1  
 at Georgia State.....W.....10.....0  
 at North Carolina-\$.....W.....2.....0  
 at North Carolina-\$.....W.....5.....0  
 vs. Florida Atlantic.....W.....5.....4  
 vs. East Carolina.....W.....2.....0  
 at North Carolina.....L.....2.....3  
 at Florida A&M.....W.....6.....0  
 at Jacksonville State.....W.....4.....1  
 at Jacksonville State.....W.....12.....0  
 Florida A&M.....W.....12.....0  
 at Florida.....W.....5.....3  
 at Florida.....W.....3.....1  
 East Carolina.....W.....9.....2  
 East Carolina.....W.....9.....0  
 Virginia-\$.....W.....8.....0  
 Virginia-\$.....W.....10.....2  
 at Troy State.....W.....1.....0  
 at Troy State.....L.....1.....2  
 Maryland-\$.....W.....5.....0  
 Maryland-\$.....W.....10.....1

## ACC Championship

vs. Maryland.....W.....1.....1  
 vs. North Carolina.....L.....0.....2  
 vs. Maryland.....W.....4.....0  
 vs. North Carolina.....L.....1.....4

## NCAA Tallahassee Regional

Bethune-Cookman.....W.....6.....2  
 Florida.....W.....6.....2  
 California.....L.....0.....1  
 Florida Atlantic.....W.....2.....0  
 California.....W.....2.....1  
 California.....L.....1.....2

**2002**  
**(55 - 20, 6 - 0)**  
**NCAA Regional**  
**College World Series**

**OPPONENT.....FSU OPP**  
 Georgia Southern.....W.....7.....0  
 Georgia Southern.....W.....4.....0  
 at Mercer.....W.....2.....0  
 at Mercer.....W.....2.....1  
 Florida Atlantic.....L.....2.....4  
 Washington.....L.....4.....6  
 South Carolina.....L.....0.....4  
 Louisville.....W.....4.....1  
 Georgia.....L.....2.....3  
 Syracuse.....W.....6.....3  
 Penn St.....W.....4.....0  
 Maryland.....W.....2.....1  
 St Johns.....W.....8.....3  
 vs. Texas Tech.....L.....1.....4  
 at New Mexico State.....W.....5.....0  
 vs. Dayton.....W.....5.....0  
 at New Mexico State.....W.....1.....0  
 vs. Dayton.....W.....12.....0  
 vs. Texas Tech.....L.....7.....8  
 at Florida A&M.....W.....7.....3  
 Kansas.....W.....5.....4  
 Texas.....W.....1.....0  
 Mississippi St.....L.....0.....2  
 Pittsburgh.....W.....7.....0  
 Middle Tenn St.....W.....2.....1  
 Iowa St.....W.....7.....0  
 Auburn.....W.....5.....4  
 Michigan.....L.....0.....1  
 Massachusetts.....L.....2.....3  
 North Ill.....W.....2.....1  
 vs. Oklahoma.....W.....1.....0  
 vs. Rutgers.....W.....5.....1  
 at CS-Fullerton.....L.....1.....8  
 vs. Depaul.....W.....11.....5  
 vs. Washington.....W.....3.....2  
 vs. Texas.....L.....2.....4

Maine.....W.....6.....2  
 Maine.....W.....1.....0  
 vs. Campbell.....W.....8.....0  
 vs. UNC Greensboro.....W.....3.....1  
 vs. Princeton.....W.....5.....1  
 vs. Ohio St.....L.....1.....2  
 vs. UCF.....W.....10.....2  
 vs. Troy St.....L.....2.....4  
 at Florida A&M.....W.....2.....1  
 Florida A&M.....W.....6.....0  
 Florida A&M.....W.....18.....3  
 UAB.....W.....9.....0  
 UAB.....W.....5.....3  
 Georgia Tech-\$.....W.....7.....3  
 Georgia Tech-\$.....W.....4.....2  
 Florida.....L.....1.....7  
 Florida.....W.....6.....1  
 North Carolina-\$.....W.....7.....6  
 North Carolina-\$.....W.....9.....5  
 Jacksonville St.....W.....3.....0  
 Jacksonville St.....W.....6.....1  
 at Virginia-\$.....W.....4.....0  
 at Virginia-\$.....W.....6.....3  
 Troy St.....W.....7.....2  
 Troy St.....W.....9.....1  
 Florida Atlantic.....W.....3.....2  
 Florida Atlantic.....L.....0.....5

## ACC Championship

UNC.....W.....3.....2  
 Georgia Tech.....L.....0.....2  
 UNC.....L.....2.....5

## NCAA Tallahassee Regional

Auburn.....W.....2.....1  
 Georgia Tech.....L.....0.....7  
 Georgia Tech.....W.....1.....0  
 Georgia Tech.....W.....3.....2  
 Georgia Tech.....W.....6.....1

## College World Series

vs. UCLA.....W.....2.....1  
 vs. Cal.....L.....0.....1  
 vs. Nebraska.....W.....4.....3  
 vs. Arizona.....L.....2.....6

**2003**  
**(46 - 33, 8 - 0)**  
**ACC Champs**  
**NCAA Regional**

**OPPONENT.....FSU OPP**  
 at Georgia Southern.....W.....7.....2  
 at Georgia Southern.....L.....1.....2  
 Auburn.....W.....8.....0  
 Auburn.....W.....3.....2 (10)  
 Oregon.....L.....1.....3  
 Florida A&M.....W.....13.....2  
 Georgia.....L.....4.....5 (8)  
 SE Louisiana.....W.....4.....1  
 Middle Tenn. State.....W.....11.....0  
 Iowa State.....W.....3.....1  
 Middle Tenn. State.....W.....6.....3  
 Iowa State.....W.....6.....2  
 at FAMU.....W.....5.....0  
 vs. Pacific.....W.....8.....1  
 vs. Oregon State.....L.....0.....2  
 vs. UMass.....L.....1.....2  
 Mercer.....W.....11.....0  
 Mississippi State.....L.....1.....3  
 Syracuse.....W.....6.....1  
 Pittsburgh.....W.....7.....1  
 at Troy.....W.....8.....3  
 at Troy.....W.....7.....1  
 Rutgers.....W.....6.....0  
 Winthrop.....W.....1.....0

Penn St.....L.....3.4 (11)  
 vs. Long Beach State.....W.....4.....0  
 vs. Arizona.....L.....0.....2  
 vs. UL-Lafayette.....L.....0.....3  
 vs. Princeton.....W.....5.....1  
 vs. Boston.....W.....2.1 (10)  
 vs. Middle Tenn. State.....W.....5.....0  
 vs. Georgia State.....W.....4.3 (8)  
 Maryland-\$.....W.....6.....2  
 Maryland-\$.....W.....3.....2(10)  
 at FAMU.....W.....9.....2  
 at Elon.....W.....6.....0  
 at Elon.....W.....6.....0  
 at North Carolina-\$.....W.....1.....0  
 at North Carolina-\$.....W.....4.....0  
 UCF.....W.....2.1 (9)  
 UCF.....W.....2.....0  
 at Furman.....W.....6.....0  
 at Furman.....W.....12.....0  
 Florida A&M.....W.....8.....0  
 Jacksonville.....W.....9.....0  
 Jacksonville.....W.....2.....0  
 at Florida.....W.....5.....0  
 at Florida.....W.....7.4 (3)  
 Virginia-\$.....W.....5.....0  
 Virginia-\$.....W.....12.....1  
 at Georgia Tech-\$.....W.....4.....0  
 at Georgia Tech-\$.....W.....6.....0

## ACC Championship

Virginia.....W.....10.....1  
 Georgia Tech.....W.....5.....3  
 Virginia.....W.....10.....2

## NCAA Gainesville Regional

vs. Texas-Arlington.....L.....0.....1  
 vs. Oregon St.....L.....1.....2

**2004**  
**(62 - 9, 9 - 1)**  
**ACC Champs**  
**NCAA Regional**  
**College World Series**

**OPPONENT.....FSU OPP**  
 Illinois State.....W.....11.....3  
 Louisville.....W.....8.....0  
 Minnesota.....W.....3.....0  
 FAMU.....W.....9.....1  
 at Mercer.....W.....5.....1  
 at Mercer.....W.....8.....2  
 S. Mississippi.....W.....5.....1  
 S. Mississippi.....W.....9.....1  
 Georgia Southern.....W.....8.....0  
 Georgia Southern.....W.....4.....0  
 at Jacksonville.....W.....3.....2  
 at Jacksonville.....L.....1.....2  
 Florida A&M.....W.....8.....0  
 vs. Army.....W.....10.....0  
 vs. Texas.....W.....2.....1  
 vs. Washington.....W.....7.....1  
 vs. Oklahoma.....W.....3.....2  
 vs. South Carolina.....W.....3.....1  
 vs. Louisiana State.....L.....3.....4  
 Penn State.....W.....8.....0  
 Rhode Island.....W.....11.....0  
 LA-Lafayette.....L.....0.....1  
 St John's.....W.....7.....4  
 Connecticut.....W.....8.....0  
 Connecticut.....W.....7.....4  
 Notre Dame.....W.....4.....3  
 Texas A&M.....W.....8.....0  
 Robert Morris.....W.....9.....1  
 St Joseph's.....W.....7.....0  
 Central Michigan.....W.....9.....0  
 St Joseph's.....W.....14.....0  
 Michigan.....W.....1.....0  
 Troy State.....W.....11.....2  
 Troy State.....W.....6.....2

vs. Arizona State.....W.....1.....0  
 vs. Nebraska.....L.....0.....1  
 vs. UNLV.....W.....2.....1  
 vs. Fresno State.....W.....3.....0  
 at CS-Fullerton.....W.....3.....0  
 Florida Intl.....W.....5.....1  
 Florida Intl.....W.....11.....0  
 at Florida A&M.....W.....12.....0  
 Georgia Tech-\$.....W.....4.....0  
 Georgia Tech-\$.....W.....2.....1  
 at Florida A&M.....W.....12.....0  
 Florida.....W.....2.....0  
 at UCF.....W.....2.....1  
 at UCF.....W.....3.....2  
 Florida A&M.....W.....12.....0  
 at Virginia-\$.....W.....1.....0  
 at Virginia-\$.....L.....4.....5  
 Maryland-\$.....W.....7.....0  
 Maryland-\$.....W.....2.....1  
 North Carolina-\$.....W.....1.....0  
 North Carolina-\$.....W.....5.....0  
 NC State-\$.....W.....8.....0  
 NC State-\$.....W.....4.....0  
 at Auburn.....L.....0.....1  
 at Auburn.....W.....4.....0  
 at Michigan.....L.....1.....2  
 at Michigan.....L.....0.....1  
 at Eastern Michigan.....W.....2.....0  
 at Eastern Michigan.....L.....5.....6

## ACC Championship

at Georgia Tech.....W.....3.....2  
 at North Carolina.....W.....8.....0  
 at Georgia Tech.....W.....3.....1

## NCAA Tallahassee Regional

vs. Long Island.....W.....4.....0  
 vs. Cal St Northridge.....W.....1.....0  
 vs. Oregon.....W.....5.....4  
 vs. Oregon.....L.....0.....1  
 vs. Oregon.....W.....2.....0

## College World Series

vs. California.....L.....2.....4  
 vs. Washington.....W.....2.....0  
 vs. Louisiana State.....L.....1.....2

**2005**  
**(35 - 28, 11 - 6)**  
**NCAA Regional**

**OPPONENT.....FSU OPP**  
 at FAMU.....W.....5.....2  
 at FAMU.....L.....7.....10  
 Missouri.....L.....2.....3 (9)  
 Nicholls State.....W.....2.....0  
 Nicholls State.....W.....7.....3  
 Missouri.....L.....3.....6  
 at Georgia Southern.....L.....0.....1  
 at Georgia Southern.....W.....3.....0  
 South Carolina.....W.....4.....2  
 Syracuse.....W.....5.....4 (8)  
 SE Louisiana.....W.....6.....0  
 Syracuse.....L.....1.....2  
 vs. Lehigh.....W.....5.....1  
 vs. Michigan State.....W.....4.....1  
 vs. Oklahoma.....L.....0.....3  
 vs. Fresno State.....W.....2.....0  
 Maine.....W.....1.....0  
 Maine.....W.....5.....2  
 at North Carolina-\$.....W.....2.....0  
 at North Carolina-\$.....W.....6.....3  
 at North Carolina-\$.....L.....2.....3  
 at NC State-\$.....W.....5.....2  
 at NC State-\$.....L.....1.....2  
 Iowa State.....W.....1.....0  
 Saint Joseph's.....W.....4.....0  
 Radford.....W.....4.....0  
 Eastern Kentucky.....W.....13.....5

# YEAR BY YEAR RESULTS

Southern Illinois.....L.....0.....4
vs. Texas.....L.....2.....7
vs. Long Beach State.....W.....5.....1
vs. Arizona.....L.....0.....6
vs. Syracuse.....L.....3.....4
at Georgia Tech-\$.....L.....0.....2
at Georgia Tech-\$.....L.....1.....3
at Georgia Tech-\$.....L.....0.....5
Jacksonville.....L.....2.....5
Jacksonville.....W.....11.....0
Virginia Tech-\$.....W.....4.....2
Virginia Tech-\$.....W.....3.....2
Virginia Tech-\$.....W.....5.....2
UCF.....L.....1.....2
UCF.....W.....1.....0
Maryland-\$.....W.....1.....0
Maryland-\$.....L.....2.....7
Maryland-\$.....W.....2.....0
FAMU.....W.....4.....1
FAMU.....W.....5.....1
Virginia-\$.....W.....5.....3
Virginia-\$.....W.....4.....0
Virginia-\$.....W.....3.....2
at Troy.....L.....3.....5
at Troy.....L.....1.....3
at Florida.....L.....4.....7
at Florida.....L.....0.....2
at BYU.....W.....12.....3
at BYU.....L.....2.....5
at Utah.....L.....5.....8

## ACC Championship

vs. Virginia Tech.....L.....2.....3
at Maryland.....L.....0.....2

## NCAA Auburn Regional

at Auburn.....W.....5.....0
vs. Baylor.....L.....5.....8
at Auburn.....W.....2.....0
vs. Baylor.....L.....3.....5

## 2006 (44-30, 10-10) NCAA Super Regional

OPPONENT.....FSU OPP
Louisville.....L.....3.....12
Samford.....W.....7.....2
Nicholls State.....W.....11.....3
Georgia Southern.....W.....3.....2
Georgia Southern.....W.....10.....2
South Carolina.....W.....4.....3
Iowa State.....W.....5.....0
South Carolina.....L.....2.....4
Iowa State.....W.....9.....1
at Jacksonville.....W.....8.....1
at Jacksonville.....L.....1.....2
vs. LA-Lafayette.....L.....0.....14
vs. Tennessee.....L.....0.....1
at Florida A&M.....W.....5.....2
Michigan.....L.....0.....9
Michigan.....L.....3.....6
Western Michigan.....W.....2.....1
Maryland.....W.....6.....5
Michigan.....L.....0.....5
Connecticut.....W.....8.....2
Connecticut.....W.....1.....0
Connecticut.....W.....5.....2 (9)
Kent State.....L.....2.....4
Western Illinois.....W.....11.....6
Georgia State.....W.....5.....2
Florida A&M.....W.....5.....3
St. John's.....W.....7.....2
North Carolina-\$.....W.....2.....1
North Carolina-\$.....L.....3.....5
North Carolina-\$.....L.....1.....3
at CS-Fullerton.....L.....1.....6
vs. Arizona State.....W.....1.0 (10)
vs. Notre Dame.....L.....0.....1

vs. Michigan.....L.....3.....11
Florida International.....W.....3.....1
Florida International.....W.....8.....0
Boston College-\$.....L.....5.....7
Boston College-\$.....W.....8.....0
Boston College-\$.....W.....7.....5
Florida A&M.....W.....9.....3
Auburn.....L.....2.....7
Georgia Tech-\$.....W.....9.....1
Georgia Tech-\$.....L.....3.....8
Georgia Tech-\$.....W.....7.....4
at Florida A&M.....L.....0.....4
Florida.....W.....4.....0
Florida.....W.....6.....5 (8)
at Virginia-\$.....L.....0.....1
at Virginia-\$.....W.....8.....5
Florida A&M.....W.....9.....3
NC State-\$.....L.....0.....2
NC State-\$.....L.....5.....6
NC State-\$.....W.....2.....0
Troy.....W.....4.....3
Troy.....L.....2.....4
at Virginia Tech-\$.....L.....0.....2
at Virginia Tech-\$.....L.....2.....10
at Virginia Tech-\$.....W.....9.....6
at UCF.....W.....2.....0
at UCF.....W.....8.....2
at Maryland-\$.....L.....4.....6
at Maryland-\$.....W.....4.....1
at Maryland-\$.....W.....8.....4

## ACC Tournament

Georgia Tech.....W.....10.....1
NC State.....W.....6.....0
Georgia Tech.....L.....3.....4
Georgia Tech.....W.....7.....4
NC State.....L.....1.....4

## NCAA Athens Regional

vs. Coastal Carolina...W.....7.....1
at Georgia.....W.....3.....2
at Georgia.....L.....1.....3
at Georgia.....W.....2.....0

## NCAA Tempe Super Regional

at Arizona State.....L.....1.....6
at Arizona State.....L.....5.....1

## 2007 (44-25, 13-7) NCAA Regional

OPPONENT.....FSU OPP
Samford.....W.....13... 5(5)
FAMU.....W.....5.....0
Radford.....W.....2.....1
Samford.....W.....8... 0(6)
at Georgia Southern.....W.....11.....2
Jacksonville.....W.....10... 2(5)
Kansas.....L.....0.....1
South Carolina.....W.....8.....3
Memphis.....W.....8... 0(6)
vs. Nebraska.....W.....2... 1(9)
vs. Mississippi St.....W.....4.....2
vs. Tennessee Tech.....W.....9... 8(8)
vs. Seton Hall.....W.....4.....2
Southern Illinois.....L.....1.....4
Michigan.....L.....3.....4
Michigan.....L.....2.....3
at NC State-\$.....L.....3.....6
at NC State-\$.....W.....4.....0
at NC State-\$.....L.....2.....4
Syracuse.....W.....8.....0
Georgia St.....W.....6.....2
Appalachian St.....W.....4.....2
Maine.....W.....9... 1(5)
FAMU.....W.....9.....4
Southern Illinois.....W.....6.....0
Georgia.....L.....1.....2

Southern Mississippi.....W.....2.....0
Southern Mississippi.....W.....6.....1
vs. Washington.....W.....3.....1
vs. Cal State Northridge L.....3.....4
vs. Michigan.....L.....2.....4
vs. NC State-\$.....L.....2.....3
at Cal State Fullerton.....L.....3.....4
at FAMU.....W.....8.....0
Virginia Tech-\$.....L.....0.....1
Virginia Tech-\$.....W.....10.....2
Virginia Tech-\$.....L.....0.....1
UCF.....L.....0... 1(12)
UCF.....W.....8.....3
Maryland-\$.....W.....4... 2(14)
Maryland-\$.....W.....6.....0
Maryland-\$.....W.....8... 0(5)
at Florida.....L.....1.....5
at Florida.....L.....3.....4
at Georgia Tech-\$.....W.....8.....0
at Georgia Tech-\$.....L.....1... 9(8)
at Georgia Tech-\$.....L.....6.....7
FAMU.....W.....9... 1(5)
at Boston College-\$.....W.....9.....0
at Boston College-\$.....W.....6.....3
Jacksonville.....W.....8.....0
Jacksonville.....W.....3.....0
Virginia-\$.....W.....8.....2
Virginia-\$.....W.....4.....2
Virginia-\$.....W.....8.....0
at North Carolina-\$.....L.....3.....4
at North Carolina-\$.....W.....3.....2
at North Carolina-\$.....W.....6.....3
at Troy.....W.....5.....3
at Troy.....W.....4.....2
North Florida.....W.....5.....0
North Florida.....W.....2.....1
at Auburn.....L.....2.....7

## ACC Tournament

vs. North Carolina....W.....8... 0(5)
vs. Virginia Tech.....L.....0.....4
vs. Maryland.....W.....7.....4
vs. Georgia Tech.....L.....3.....6

## NCAA Tuscaloosa Regional

vs. California.....L.....6.....13
at Alabama.....L.....3.....6

## 2008 (38-28, 12-9) NCAA Regional

OPPONENT.....FSU OPP
Southern Miss.....W.....11.....3
Louisville.....L.....3.....4
Troy.....L.....1.....3
Louisville.....W.....6.....4
at Florida A&M.....W.....9.....1
Jacksonville.....L.....2.....5
Bethune Cookman...W.....14.....3
Michigan State.....L.....2.....3
UAB.....W.....4.....1
at Jacksonville.....W.....10.....0
at Jacksonville.....W.....3.....1
North Carolina-\$.....W.....2.....0
North Carolina-\$.....L.....1.....5
North Carolina-\$.....L.....4.....7
Troy.....L.....0.....3
Troy.....W.....3.....2
vs. UMASS.....W.....6.....0
vs. Hofstra.....W.....1.....0
vs. Tennessee.....L.....5.....8
vs. Texas A&M.....L.....0.....7
vs. Iowa.....W.....2.....0
Appalachian State.....W.....2.....0
Connecticut.....W.....7.....0
Georgia State.....W.....1.....0
Georgia State.....W.....3.....0
Connecticut.....W.....2.....1

Connecticut.....W.....2.....1
at Virginia-\$.....W.....9.....1
at Virginia-\$.....W.....8.....3
at Virginia-\$.....W.....5.....1
Lipscomb.....W.....5.....1
Lipscomb.....W.....11.....3
vs Arizona State.....W.....3.....2
vs Long Beach State.....L.....2.....6
vs Arizona.....L.....2.....13
vs Washington.....L.....3.....4
at Cal State Fullerton.....W.....4.....1
Georgia Southern.....W.....8.....0
Georgia Southern.....W.....4.....3
Boston College-\$.....W.....1.....0
Boston College-\$.....L.....1.....6
Boston College-\$.....W.....6.....0
Florida A&M.....W.....18.....0
at Maryland-\$.....L.....1.....3
at Maryland-\$.....W.....3.....0
at Maryland-\$.....L.....3.....4
at UCF.....L.....0.....2
at UCF.....L.....1.....4
Georgia Tech-\$.....L.....2.....5
Georgia Tech-\$.....W.....10.....2
Georgia Tech-\$.....L.....2.....6
Florida.....L.....1.....6
Florida.....L.....4.....14
Virginia Tech-\$.....L.....0.....3
Virginia Tech-\$.....L.....1.....3
Virginia Tech-\$.....W.....2.....0
NC State-\$.....W.....1.....0
NC State-\$.....W.....4.....3
NC State-\$.....W.....10.....1
at Michigan.....L.....2.....6
at Michigan.....L.....4.....8

## ACC Tournament

vs Boston College....W.....5.....1
vs Virginia Tech.....L.....0.....2

## NCAA Tuscaloosa Regional

vs Jacksonville St.....L.....3.....4
vs Chattanooga.....W.....5.....3
vs Jacksonville St.....L.....1.....10

## 2009 (44-16, 17-4) NCAA Regional

OPPONENT.....FSU OPP
vs Iowa.....W.....6.....0
at Texas.....L.....2.....3
vs Stephan F Austin..W.....10.....5
at Texas.....W.....6.....4
FAMU.....W.....5.....0
App. State.....W.....6.....0
Miami (OH).....W.....10.....2
Purdue.....W.....8.....0
Mississippi State.....L.....5.....4
South Alabama.....W.....6.....1
East Carolina.....L.....2.....1
Indiana.....W.....7.....0
UC Riverside.....W.....13.....2
Michigan.....W.....6.....5
Bethune-Cookman...W.....3.....2
Troy.....W.....2.....0
Liberty.....W.....11.....3
Mid Tennessee St...W.....6.....1
at North Carolina-\$..L.....0.....1
at North Carolina-\$..W.....6.....2
at North Carolina-\$..W.....4.....1
vs Washington.....L.....1.....4
vs Oklahoma.....L.....1.....3
vs Fresno State.....L.....0.....1
vs Bowling Green....W.....3.....0
vs Texas.....W.....2.....0
Jacksonville.....W.....4.....0
Jacksonville.....W.....10.....0
at North Florida.....W.....7.....0

at North Florida.....L.....3.....5
at FAMU.....W.....5.....1
at Georgia Tech-\$.....L.....3.....8
at Georgia Tech-\$.....L.....0.....3
at Georgia Tech-\$.....W.....5.....4
Virginia Tech-\$.....W.....6.....0
Virginia Tech-\$.....W.....3.....2
Virginia Tech-\$.....L.....0.....2
Troy.....W.....8.....0
Troy.....W.....1.....0
at Florida.....L.....3.....4
Maryland-\$.....W.....1.....0
Maryland-\$.....W.....8.....0
Maryland-\$.....W.....1.....0
at NC State-\$.....W.....10.....1
at NC State-\$.....W.....1.....0
at NC State-\$.....W.....1.....0
Virginia-\$.....W.....3.....1
Virginia-\$.....W.....12.....4
Virginia-\$.....W.....5.....1
at Boston College-\$..W.....2.....0
at Boston College-\$..W.....1.....0
at Boston College-\$..W.....4.....0

## ACC Tournament

vs Boston College....W.....2.....0
vs North Carolina....W.....4.....1
vs Georgia Tech.....L.....1.....3

## NCAA Tallahassee Regional

vs Oklahoma State...L.....0.....1
vs Mississippi State...W.....5.....0
vs Oklahoma State...L.....0.....1

## 2010 (44-18, 12-9) NCAA Regional

OPPONENT.....FSU OPP
Southern Miss.....L.....1.....2
Bowling Green.....W.....9.....0
Iona.....W.....9.....1
Mercer.....W.....2.....1
Bowling Green.....W.....8.....1
at Florida A&M.....W.....9.....2
Coastal Carolina.....W.....4.....0
South Dakota State...W.....12.....0
Gardner-Webb.....W.....7.....0
Gardner-Webb.....W.....5.....0
South Dakota State...W.....6.....0
at Jacksonville.....W.....8.....0
vs Illinois.....L.....3.....4
vs Southern Illinois...W.....9.....1
vs Miss. Valley State..W.....8.....3
vs Hofstra.....W.....8.....0
vs. Kent State.....W.....6.....0
vs Eastern Michigan..W.....8.....0
at Florida Atlantic...W.....6.....3
vs Connecticut.....W.....5.....4
vs Michigan State....W.....3.....1
vs Miami.....W.....4.....0
vs Michigan State....W.....7.....0
North Carolina-\$.....L.....0.....5
North Carolina-\$.....W.....2.....1
North Carolina-\$.....L.....4.....5
FIU.....W.....8.....3
FIU.....W.....7.....2
Auburn.....L.....0.....1
vs Texas Tech.....L.....1.....2
vs Long Island.....W.....6.....0
vs Northern Illinois..W.....7.....1
vs Syracuse.....W.....3.....0
at Georgia.....W.....4.....3
Boston College-\$.....W.....4.....0
Boston College-\$.....W.....6.....0
Boston College-\$.....W.....11.....3
at Maryland-\$.....W.....2.....0
at Maryland-\$.....W.....3.....2
at Maryland-\$.....L.....2.....6





# YEAR BY YEAR RESULTS

at Central Florida.....W.....6.....1  
 N.C. State-\$.....W.....4.....2  
 N.C. State-\$.....W.....5.....0  
 N.C. State-\$.....L.....1.....3  
 Florida.....L.....4.....8  
 Florida.....L.....2.....9  
 at Virginia Tech-\$.....L.....7.....8  
 at Virginia Tech-\$.....L.....4.....5  
 at Virginia Tech-\$.....W.....3.....1  
 at South Alabama.....W.....2.....0  
 Georgia Tech-\$.....L.....1.....14  
 Georgia Tech-\$.....W.....6.....2  
 Georgia Tech-\$.....L.....2.....5  
 at Virginia-\$.....L.....1.....2  
 at Virginia-\$.....W.....9.....6  
 at Virginia-\$.....W.....2.....1

### ACC Tournament

vs Maryland.....W.....3.....0  
 at Virginia Tech.....W.....5.....3  
 vs Georgia Tech.....L.....4.....8

### NCAA Athens Regional

vs Radford.....W.....10.....1  
 at Georgia.....L.....2.....5  
 vs Radford.....L.....2.....3

## 2011 (32-28, 9-11) ACC Champs NCAA Regional

OPPONENT.....FSU OPP  
 UNGC.....L.....0.....1  
 St. John's.....L.....5.....11  
 Hofstra.....W.....5.....1  
 UNGC.....W.....13.....3  
 Hofstra.....L.....0.....2  
 Florida A&M.....W.....8.....5  
 Georgia Southern.....W.....6.....4  
 Middle Tennessee.....W.....10.....3  
 Middle Tennessee.....W.....11.....1  
 Kentucky.....W.....2.....0  
 Kentucky.....L.....2.....7  
 vs. BYU.....W.....6.....4  
 vs. Oregon State.....L.....5.....6  
 vs. Northwestern.....L.....0.....3  
 vs. Long Beach State.....W.....4.....1  
 vs. San Diego State.....L.....2.....10  
 Wisconsin.....W.....7.....1  
 Utah.....L.....4.....5  
 Utah.....W.....7.....3  
 Wisconsin.....W.....9.....0  
 at Auburn.....L.....3.....5  
 vs. Mississippi State.....L.....8.....9  
 at Alabama.....L.....0.....8  
 vs. Mississippi State.....L.....7.....8  
 at Alabama.....L.....2.....9  
 South Alabama.....W.....6.....0  
 at N.C. State-\$.....W.....3.....2  
 at N.C. State-\$.....L.....2.....4  
 at N.C. State-\$.....W.....7.....2  
 at Florida A&M.....W.....9.....2  
 at North Carolina-\$.....L.....0.....1  
 at North Carolina-\$.....L.....2.....3  
 at North Carolina-\$.....L.....0.....4  
 Virginia Tech-\$.....W.....1.....0  
 Virginia Tech-\$.....L.....1.....2  
 Virginia Tech-\$.....L.....3.....4  
 at UCF.....L.....1.....2  
 Virginia-\$.....W.....8.....0  
 Virginia-\$.....L.....1.....2  
 Virginia-\$.....W.....6.....1  
 Mercer.....W.....5.....4  
 Mercer.....W.....3.....0  
 North Florida.....W.....9.....7  
 North Florida.....W.....6.....1  
 at Boston College-\$.....W.....7.....1  
 at Boston College-\$.....W.....11.....4

Maryland-\$.....L.....0.....1  
 Maryland-\$.....L.....4.....7  
 Maryland-\$.....W.....5.....0  
 at Florida.....L.....0.....1  
 at Georgia Tech-\$.....L.....3.....11  
 at Georgia Tech-\$.....L.....2.....7  
 at Georgia Tech-\$.....W.....9.....4

### ACC Tournament

vs Virginia Tech.....W.....9.....2  
 vs Virginia.....W.....12.....5  
 vs North Carolina.....W.....4.....1

### NCAA Athens Regional

vs UAB.....L.....0.....2  
 vs Georgia State.....W.....6.....1  
 vs UAB.....W.....13.....1  
 at Georgia.....L.....2.....10

## 2012 (47-16, 16-5) NCAA Regional

OPPONENT.....FSU OPP  
 Stephen F. Austin.....W.....4.....3 (8)  
 Mississippi.....W.....10.....6  
 Tennessee Tech.....W.....5.....2  
 Tennessee Tech.....W.....8.....0  
 Mississippi.....W.....8.....0  
 Western Carolina.....W.....9.....1  
 Coastal Carolina.....W.....6.....1  
 North Dakota State.....W.....2.....1  
 Mercer.....W.....3.....0  
 UCF.....W.....6.....2 (9)  
 vs. St. John's.....W.....5.....1  
 vs. Wisconsin.....W.....6.....2  
 vs. Southern Illinois.....W.....2.....0  
 vs. Marshall.....W.....4.....1  
 vs. Wisconsin.....W.....2.....1  
 vs. UC Santa Barbara.....W.....5.....1  
 vs. Radford.....L.....2.....3  
 at Hawaii.....L.....1.....2  
 vs. UC Santa Barbara.....W.....13.....4  
 at Hawaii.....L.....0.....1  
 N.C. State-\$.....W.....7.....1  
 N.C. State-\$.....W.....8.....0  
 N.C. State-\$.....W.....6.....0  
 UT-Chattanooga.....W.....1.....0  
 vs. Northwestern.....W.....1.....0  
 vs. Fairfield.....W.....2.....0  
 vs. Rutgers.....L.....0.....1  
 at USF.....L.....1.....2  
 Jacksonville.....W.....6.....0  
 Jacksonville.....W.....7.....1  
 at Florida A&M.....W.....10.....1  
 at Virginia-\$.....W.....5.....0  
 at Virginia-\$.....W.....2.....0  
 at Virginia-\$.....W.....3.....1  
 Florida Gulf Coast.....W.....5.....0  
 Florida Gulf Coast.....W.....7.....1  
 North Carolina-\$.....W.....8.....3  
 North Carolina-\$.....L.....2.....4  
 North Carolina-\$.....W.....3.....1  
 Florida.....L.....1.....9  
 at Virginia Tech-\$.....L.....5.....11  
 at Virginia Tech-\$.....W.....7.....3  
 at Virginia Tech-\$.....W.....3.....1  
 Florida A&M.....W.....5.....3  
 South Alabama.....L.....1.....3  
 Georgia Tech-\$.....L.....4.....5  
 Georgia Tech-\$.....W.....7.....6  
 Georgia Tech-\$.....W.....4.....3  
 at LSU.....W.....8.....1  
 at Troy.....L.....3.....4  
 Boston College-\$.....W.....12.....4  
 Boston College-\$.....W.....2.....0  
 Boston College-\$.....W.....5.....0  
 at North Florida.....W.....8.....1  
 at North Florida.....W.....5.....0

at Maryland-\$.....W.....4.....3  
 at Maryland-\$.....L.....1.....4  
 at Maryland-\$.....L.....3.4 (10)

### ACC Tournament

vs. N.C. State.....W.....6.....2  
 vs. Georgia Tech.....L.....1.....9

### NCAA Los Angeles Regional

vs. San Diego State.....L.....0.....1  
 vs. UCLA.....W.....2.....1  
 vs. San Diego State.....L.....0.....1

\$ - Conference Game







# SERIES RECORDS

## LEHIGH: (FSU LEADS 1-0)

Home: 0-0...Away: 0-0...Neutral: 1-0  
2005.....W.....5-1.....N

## LIBERTY: (FSU LEADS 2-0)

Home: 1-0...Away: 1-0...Neutral: 0-0  
1984.....W.....9-0.....A  
2009.....W.....11-3.....H

## LIMESTONE: (FSU LEADS 4-0)

Home: 0-0...Away: 0-0...Neutral: 4-0  
1986.....W.....4-0.....N  
.....W.....1-0.....N  
1987.....W.....6-0.....N  
.....W.....11-0.....N

## LIPSCOMB: (FSU LEADS 2-0)

Home: 2-0...Away: 0-0...Neutral: 0-0  
2008.....W.....5-1.....H  
.....W.....11-3.....H

## LONG BEACH STATE: (FSU LEADS 4-2)

Home: 0-0...Away: 0-0...Neutral: 4-2  
1996.....L.....1-2.....N  
2000.....W.....2-0.....N\*  
2003.....W.....4-0.....N  
2005.....W.....5-1.....N  
2008.....L.....2-6.....N  
2011.....W.....4-1.....N

## LONG ISLAND: (FSU LEADS 2-0)

Home: 1-0...Away: 0-0...Neutral: 1-0  
2004.....W.....4-0.....H\*  
2010.....W.....6-0.....N

## LOUISIANA-LAFAYETTE: (SERIES TIED 9-9)

Home: 2-3...Away: 0-0...Neutral: 7-6  
1984.....W.....1-0.....H  
1989.....W.....4-2.....N  
1990.....L.....1-2 (10).....H  
.....W.....4-3.....N\*  
.....W.....2-1.....N\*  
1991.....W.....3-0.....N  
.....W.....1-0.....N\*  
1992.....W.....1-0.....N\*  
.....W.....1-0.....N\*  
1993.....L.....1-2.....H  
.....W.....2-1.....H  
1994.....L.....3-12.....N  
2000.....L.....1-9.....N  
.....L.....1-2.....N  
.....L.....2-6.....N  
2003.....L.....0-3.....N  
2004.....L.....1-0.....N  
2006.....L.....0-14 (5).....N

## LSU: (SERIES TIED 2-2)

Home: 1-0...Away: 1-0...Neutral: 0-2  
1998.....W.....4-2.....H  
2004.....L.....3-4.....N  
.....L.....1-2.....N%  
2012.....W.....8-1.....A

## LOUISIANA TECH: (LA. TECH LEADS 11-2-2)

Home: 1-1...Away: 0-0...Neutral: 1-10-2  
1984.....T.....0-0.....N  
1985.....T.....0-0.....N  
.....L.....1-2.....N  
.....L.....3-4.....N  
1986.....L.....0-4.....N\*  
.....L.....0-1.....N\*  
1987.....W.....2-1.....N  
1988.....L.....0-7.....N  
.....L.....1-6.....N\*  
1989.....L.....0-1 (10).....N  
.....L.....0-1 (10).....N  
.....L.....1-3.....N\*

1994.....W.....2-0.....H  
1997.....L.....2-6.....N  
.....L.....2-3.....H

## LOUISVILLE: (FSU LEADS 3-2)

Home: 2-2...Away: 0-0...Neutral: 1-0  
2002.....W.....4-1.....N  
2004.....W.....8-0.....H  
2006.....L.....3-12 (6).....H  
2008.....L.....3-4.....H  
.....W.....6-4.....H

## MAINE: (FSU LEADS 9-0)

Home: 8-0...Away: 0-0...Neutral: 1-0  
1986.....W.....1-0.....H  
.....W.....10-0.....H  
1988.....W.....1-0.....H  
1990.....W.....7-0.....N  
2002.....W.....6-2.....H  
.....W.....1-0.....H  
2004.....W.....7-0.....H  
.....W.....2-1.....H  
2005.....W.....1-0.....H  
.....W.....5-2.....H  
2007.....W.....9-1 (5).....H

## MARSHALL: (FSU LEADS 3-0)

Home: 2-0...Away: 0-0...Neutral: 1-0  
1995.....W.....8-0.....H  
.....W.....7-0.....H  
2012.....W.....4-1.....N

## MARYLAND: (FSU LEADS 43-13)

Home: 21-4...Away: 11-8...Neutral: 11-1...ACC:  
29-13  
1996.....W.....4-0.....AS  
.....W.....6-2.....AS  
.....W.....8-0.....N  
.....W.....3-0.....N#  
1997.....W.....1-0.....HS  
.....W.....3-0.....HS  
.....W.....4-3.....N#  
1998.....L.....1-2.....N#  
.....L.....3-5.....AS  
.....W.....9-1.....AS  
.....W.....1-0.....N#  
1999.....W.....2-0.....H  
.....W.....4-1.....HS  
.....L.....3-5.....HS  
2000.....W.....6-2.....N#  
.....W.....3-0.....N#  
.....W.....10-3.....AS  
.....W.....3-2.....AS  
2001.....W.....5-3.....NS  
.....W.....5-0.....HS  
.....W.....10-1.....HS  
.....W.....2-1 (11).....N#  
.....W.....4-0.....N#  
2002.....W.....2-1.....H  
2003.....W.....6-2.....HS  
.....W.....3-2 (10).....HS  
2004.....W.....7-0.....HS  
.....W.....2-1.....HS  
2005.....W.....1-0 (9).....HS  
.....L.....2-7.....HS  
.....W.....2-0.....HS  
.....L.....0-2.....A#  
2006.....W.....6-5.....HS  
.....L.....4-6.....AS  
.....W.....4-1.....AS  
.....W.....8-4.....AS  
2007.....W.....4-2 (14).....HS  
.....W.....6-0.....HS  
.....W.....8-0 (5).....HS  
.....W.....7-4.....N#  
2008.....L.....1-3.....AS  
.....W.....3-0.....AS  
.....L.....3-4.....AS  
2009.....W.....1-0.....HS  
.....W.....8-0.....HS  
.....W.....1-0.....HS  
2010.....W.....2-0.....AS  
.....W.....3-2 (8).....AS  
.....L.....2-6.....AS  
.....W.....3-0.....N#  
2011.....L.....0-1.....HS  
.....L.....4-7.....HS  
.....W.....5-0.....HS  
2012.....W.....4-3.....AS  
.....L.....1-4.....AS  
.....L.....3-4 (10).....AS

## MASSACHUSETTS: (FSU LEADS 12-5)

Home: 5-1...Away: 3-1...Neutral: 4-3  
1991.....W.....2-0.....A  
1992.....W.....3-1.....N  
.....L.....2-4.....N%  
1993.....W.....5-0.....A  
1995.....W.....5-4.....H  
.....W.....4-3.....H  
.....L.....0-8.....A  
.....W.....2-0.....A  
1996.....W.....4-1.....N  
.....W.....3-1.....H  
1998.....W.....4-0.....N  
.....W.....1-0.....H  
1999.....L.....1-2.....H  
.....W.....6-0.....H  
2002.....L.....2-3.....N  
2003.....L.....1-2.....N  
2008.....W.....6-0.....N

## MCNEESE ST: (MCNEESE ST LEADS 1-0)

Home: 0-0...Away: 0-0...Neutral: 0-1  
1985.....L.....0-4.....N

## MEMPHIS: (FSU LEADS 1-0)

Home: 1-0...Away: 0-0...Neutral: 0-0  
2007.....W.....8-0 (6).....N

## MERCER: (FSU LEADS 29-0)

Home: 17-0...Away: 12-0...Neutral: 0-0  
1993.....W.....5-0.....H  
.....W.....7-0.....H  
1994.....W.....9-3.....H  
.....W.....6-0.....H  
.....W.....6-0.....A  
.....W.....5-0.....A  
1995.....W.....3-0.....H  
.....W.....10-2.....H  
1996.....W.....4-1.....A  
.....W.....5-2.....A  
1997.....W.....1-0.....H  
.....W.....5-1.....H  
1998.....W.....5-1.....A  
.....W.....9-1.....A  
1999.....W.....9-0.....H  
.....W.....10-0.....H  
2000.....W.....7-0.....A  
.....W.....7-4.....A  
2001.....W.....4-0.....H  
.....W.....8-0.....H  
2002.....W.....2-0.....A  
.....W.....2-1.....A  
2002.....W.....11-0.....H  
2004.....W.....5-1.....A  
.....W.....8-2.....A  
2010.....W.....2-1.....H  
2011.....W.....5-4.....H  
.....W.....3-0.....H  
2012.....W.....3-0.....H

## MIAMI (OHIO): (FSU LEADS 13-6)

Home: 10-6...Away: 0-0...Neutral: 3-0  
1987.....W.....3-0.....N  
.....W.....3-2 (10).....N  
1988.....W.....5-1.....H  
1989.....L.....3-4.....H  
.....L.....0-1.....H  
.....W.....5-0.....H  
1991.....W.....2-0.....H  
.....L.....0-8.....H  
.....W.....5-1.....H  
1992.....L.....0-2.....H  
1995.....W.....9-1.....H  
1997.....W.....2-1.....H  
1998.....L.....1-4.....H  
.....L.....1-3.....H  
1999.....W.....2-0.....H  
.....W.....6-2.....H  
2000.....W.....8-0.....H  
2009.....W.....10-2.....H  
2010.....W.....4-0.....N

## MICHIGAN: (MICHIGAN LEADS 19-3)

Home: 3-12...Away: 0-4...Neutral: 0-3

1990.....W.....1-0.....H  
.....L.....2-3.....H  
1995.....L.....1-2.....H  
.....L.....0-5.....H  
1996.....L.....1-6.....H  
1999.....L.....0-5.....N  
2000.....L.....1-6.....H  
2002.....L.....0-1.....H  
2004.....W.....1-0.....H  
.....L.....2-1.....A  
.....L.....1-0.....A  
2006.....L.....0-9 (6).....H  
.....L.....3-6.....H  
.....L.....0-5.....H  
.....L.....3-11.....N  
2007.....L.....4-3.....H  
.....L.....3-2.....H  
.....L.....4-2.....N  
2008.....L.....2-6.....A  
.....L.....4-8.....A  
2009.....W.....6-5.....H  
.....L.....1-0.....H

## MICHIGAN STATE: (FSU LEADS 8-4)

Home: 2-2...Away: 0-1...Neutral: 6-1  
1985.....W.....2-0.....H  
.....W.....5-0.....H  
1986.....W.....2-0.....N  
1990.....W.....2-0.....N  
1996.....W.....6-2.....N  
1997.....L.....2-6.....N  
1999.....L.....0-3.....H  
.....L.....4-5.....A  
2005.....W.....4-1.....N  
2008.....L.....2-3.....H  
2010.....W.....3-1.....N  
.....W.....7-0.....N

## MIDDLE TENNESSEE: (FSU LEADS 7-0)

Home: 6-0...Away: 0-0...Neutral: 1-0  
2002.....W.....2-1 (10).....H  
2003.....W.....11-0.....H  
.....W.....6-3.....H  
.....W.....5-0.....N  
2009.....W.....6-1.....H  
2011.....W.....10-3.....H  
.....W.....11-1.....H

## MILLIKIN: (FSU LEADS 1-0)

Home: 1-0...Away: 0-0...Neutral: 0-0  
1985.....W.....6-0.....H

## MINNESOTA: (FSU LEADS 4-0)

Home: 4-0...Away: 0-0...Neutral: 0-0  
1993.....W.....3-1.....N  
1999.....W.....5-0.....H  
.....W.....5-2.....H  
2004.....W.....3-0.....H

## MISSISSIPPI: (FSU LEADS 3-1)

Home: 3-0...Away: 0-0...Neutral: 0-1  
1998.....W.....4-2.....H  
2000.....L.....2-3.....N  
2012.....W.....10-6.....H  
.....W.....8-0.....H

## MISSISSIPPI STATE: (MISSISSIPPI STATE LEADS 7-6)

Home: 3-3...Away: 2-0...Neutral: 1-4  
1984.....W.....1-0.....A  
.....W.....6-2.....A  
.....W.....5-0.....H  
1986.....W.....3-1.....H  
1999.....L.....1-2.....N  
2000.....L.....0-4.....N  
2002.....L.....0-2.....H  
2003.....L.....1-3.....H  
2007.....W.....4-2.....N  
2009.....L.....4-5.....H  
.....W.....5-0.....H\*  
2011.....L.....8-9 (10).....N  
.....L.....7-8.....N

## MISSISSIPPI VALLEY STATE: (FSU LEADS 1-0)

# SERIES RECORDS

Home: 0-0...Away: 0-0...Neutral: 1-0  
2010.....W.....8-3.....N

## MISSISSIPPI U FOR WOMEN: (FSU LEADS 3-0)

Home: 0-0...Away: 3-0...Neutral: 0-0  
1984.....W.....3-0.....A  
.....W.....6-2.....A  
.....W.....2-1.....A

## MISSOURI: (MISSOURI LEADS 7-1)

Home: 0-4...Away: 0-0...Neutral: 1-3  
1985.....L.....0-1.....N  
1989.....W.....6-0.....N  
1990.....L.....1-2.....H  
.....L.....1-2 (10).....H  
1992.....L.....1-2.....N  
1998.....L.....1-3.....N  
2005.....L.....2-3 (9).....A  
.....L.....3-6.....A

## NEBRASKA: (NEBRASKA LEADS 9-5)

Home: 1-1...Away: 0-4...Neutral: 4-4  
1988.....L.....0-3.....A  
.....L.....0-5.....A  
1989.....L.....0-1.....A  
.....L.....2-4.....A  
1990.....W.....2-1.....H  
1995.....L.....1-6.....N\*  
.....W.....6-2.....N\*  
1997.....W.....2-1.....N  
1999.....L.....1-4.....N  
.....L.....0-1.....N  
2001.....L.....0-3.....H  
2002.....W.....4-3.....N%  
2004.....L.....1-0.....N  
2007.....W.....2-1 (9).....N

## NEVADA: (FSU LEADS 1-0)

Home: 1-0...Away: 0-0...Neutral: 0-0  
1986.....W.....8-1.....H

## NEW MEXICO: (FSU LEADS 3-0)

Home: 0-0...Away: 0-0...Neutral: 3-0  
1985.....W.....3-2.....N  
1989.....W.....3-2.....N  
1991.....W.....9-1.....N

## NEW MEXICO STATE: (FSU LEADS 3-0)

Home: 0-0...Away: 1-0...Neutral: 2-0  
1995.....W.....4-0.....N  
2002.....W.....5-0.....N  
.....W.....1-0.....A

## NEW ORLEANS: (FSU LEADS 2-0)

Home: 0-0...Away: 2-0...Neutral: 0-0  
1984.....W.....9-0.....A  
.....W.....10-0.....A

## NICHOLLS STATE: (FSU LEADS 10-2)

Home: 6-0...Away: 1-1...Neutral: 3-1  
1984.....L.....1-2.....N  
1987.....W.....5-0.....H  
.....W.....5-1.....N  
1988.....W.....1-0.....H  
.....W.....2-1 (10).....H  
.....W.....8-3.....H  
1989.....W.....3-1 (10).....N  
.....W.....2-0.....N  
.....W.....1-0 (10).....A  
.....L.....0-2.....A  
2005.....W.....2-0.....H  
.....W.....7-3.....H  
2006.....W.....11-3 (5).....H

## NORTH CAROLINA: (FSU LEADS 56-23)

Home: 18-8...Away: 20-11...Neutral: 18-4. ACC:  
30-17

1984.....W.....1-0.....A	.....W.....5-0.....A
.....W.....3-1.....N	1986.....W.....1-0.....N
1988.....W.....4-2.....H	.....W.....8-4.....H
.....W.....2-1 (8).....N	1989.....L.....1-2.....H
.....L.....3-1.....N	.....W.....1-0.....N
1990.....W.....1-0.....N	1991.....W.....5-0.....N
1992.....W.....12-1.....N\$	.....L.....0-1.....AS
.....W.....11-0.....N#	1994.....W.....5-1.....AS
.....W.....6-2.....AS	.....L.....0-1.....AS
.....W.....6-5.....N#	1995.....W.....6-3.....HS
.....W.....3-1.....HS	.....W.....8-2.....N
.....W.....15-0.....A	.....W.....2-1.....A
.....W.....4-0.....N#	1996.....L.....2-3.....AS
1996.....L.....4-5.....AS	.....W.....2-0.....N
.....W.....3-1.....N#	1997.....W.....6-0.....AS
.....W.....12-4.....AS	.....W.....5-4.....N#
1998.....W.....3-2.....HS	.....W.....7-6.....HS
.....L.....0-6.....AS	1999.....L.....0-6.....AS
.....W.....8-3.....AS	.....W.....2-1.....N#
2000.....W.....10-9.....HS	.....W.....5-4.....HS
.....W.....2-0.....AS	2001.....W.....2-0.....AS
.....W.....5-0.....AS	.....L.....2-3 (8).....N
.....L.....0-2.....N#	.....L.....1-4.....N#
2002.....W.....7-6 (8).....HS	.....W.....9-5.....HS
.....W.....3-2.....N#	.....L.....2-5.....N#
2003.....W.....1-0.....AS	.....W.....4-0.....AS
.....W.....4-0.....AS	2004.....W.....1-0.....HS
.....W.....5-0.....H	.....W.....8-0.....H#
2005.....W.....2-0.....AS	.....L.....2-3.....AS
.....L.....2-3.....AS	2006.....W.....2-1.....HS
.....L.....3-5.....HS	.....L.....1-3.....HS
2007.....L.....4-3.....AS	.....W.....3-2.....AS
.....W.....6-3.....AS	.....W.....8-0 (5).....N#
2008.....W.....2-0.....HS	.....L.....1-5.....HS
.....L.....4-7.....HS	2009.....L.....1-0.....AS
.....W.....6-2.....AS	.....W.....4-1.....AS
.....W.....4-1.....A#	2010.....L.....0-5 (8).....HS
.....W.....2-1.....HS	.....L.....4-5 (11).....HS
2011.....L.....0-1.....AS	.....L.....2-3.....AS
.....L.....0-4.....AS	.....W.....4-1.....N#
2012.....W.....8-3.....HS	.....L.....2-4.....HS
.....W.....3-1.....HS	

## UNC-CHARLOTTE: (FSU LEADS 13-0)

Home: 6-0...Away: 6-0...Neutral: 1-0	1994.....W.....4-0.....H
.....W.....7-1.....H	.....W.....8-1.....N
.....W.....6-0.....A	1995.....W.....8-0.....A
.....W.....8-0.....A	1996.....W.....7-1.....H
.....W.....6-0.....H	1997.....W.....6-1.....A
.....W.....3-1.....A	1998.....W.....4-1.....H
.....W.....4-1.....H	1999.....W.....10-1.....A
.....W.....12-5.....A	.....W.....1-0.....H
.....W.....5-0.....H	.....W.....8-0.....H

## UNC-GREENSBORO: (FSU LEADS 2-1)

Home: 1-1...Away: 0-0...Neutral: 1-0  
2002.....W.....3-1.....N  
2011.....L.....0-1 (9).....H  
.....W.....13-3.....H

## UNC-WILMINGTON: (FSU LEADS 7-0)

Home: 2-0...Away: 0-0...Neutral: 5-0  
1987.....W.....3-1.....N  
.....W.....2-0.....N  
1990.....W.....6-1.....H  
.....W.....5-0.....H  
1992.....W.....7-1.....N  
1993.....W.....12-0.....N  
1994.....W.....5-0.....N

## NORTH CAROLINA STATE: (FSU LEADS 20-9)

Home: 11-3...Away: 7-4...Neutral: 2-2ACC: 13-6  
2004.....W.....8-0.....HS  
.....W.....4-0.....HS  
2005.....W.....5-2.....AS  
.....L.....1-2.....AS  
2006.....L.....0-2 (9).....HS  
.....L.....5-6.....HS  
.....W.....2-0.....HS  
.....W.....6-0.....N#  
.....L.....1-4.....N#  
2007.....L.....6-3.....N  
.....W.....4-0.....AS  
.....L.....4-2.....AS  
.....L.....3-2.....AS  
2008.....W.....1-0.....HS  
.....W.....4-3.....HS  
.....W.....10-1.....HS  
2009.....W.....10-1.....AS  
.....W.....1-0.....AS  
.....W.....1-0.....AS  
2010.....W.....4-2.....HS  
.....W.....5-0.....HS  
2011.....L.....1-3.....HS  
.....W.....3-2.....AS  
.....L.....2-4.....AS  
.....W.....7-2.....AS  
2012.....W.....7-1.....HS  
.....W.....8-0.....HS  
.....W.....6-0.....HS  
.....W.....6-2.....N

## NORTH DAKOTA STATE: (FSU LEADS 1-0)

Home: 1-0...Away: 0-0...Neutral: 0-0  
2012.....W.....2-1.....H

## NE LOUISIANA: (FSU LEADS 3-0-1)

Home: 1-0...Away: 0-0-1...Neutral: 2-0  
1984.....T.....0-0.....A  
1985.....W.....1-0.....N  
.....W.....10-1.....N  
1988.....W.....5-1.....H

## NORTH FLORIDA: (FSU LEADS 7-1)

Home: 4-0...Away: 3-1...Neutral: 0-0  
2007.....W.....5-0.....H  
.....W.....2-1.....H  
2009.....W.....7-0.....A  
.....L.....3-5.....A  
2011.....W.....9-7.....H  
.....W.....6-1.....H  
2012.....W.....8-1.....A  
.....W.....5-0.....A

## NORTHERN ILLINOIS: (FSU LEADS 5-3)

Home: 4-3...Away: 0-0...Neutral: 1-0  
1988.....L.....3-4.....H  
.....W.....2-1.....H  
1989.....L.....0-3.....H  
.....L.....2-5.....H  
1994.....W.....3-0.....H  
.....W.....1-0.....H  
1995.....W.....3-0.....H  
2010.....W.....7-1.....N

## NORTHERN IOWA:

## (FSU LEADS 7-1)

Home: 7-1...Away: 0-0...Neutral: 0-0  
1990.....L.....0-1.....H  
.....W.....4-2.....H  
1991.....W.....3-1.....H  
.....W.....2-1.....H  
1992.....W.....2-0.....H  
1993.....W.....7-0.....H  
1998.....W.....3-0.....H  
2000.....W.....6-2.....H

## NORTHWESTERN: (FSU LEADS 7-2)

Home: 4-0...Away: 0-0...Neutral: 3-2  
1991.....W.....2-0.....N  
1992.....W.....10-0.....H  
.....W.....1-0.....H  
1994.....L.....2-8.....N  
1997.....W.....2-0.....N  
2001.....W.....2-1.....H  
.....W.....8-2.....H  
2011.....L.....0-3.....N  
2012.....W.....1-0.....N

## NOTRE DAME: (FSU LEADS 3-2)

Home: 1-1...Away: 0-0...Neutral: 2-1  
1991.....W.....7-0.....N  
1994.....W.....3-0.....N  
1996.....L.....0-1.....H  
2004.....W.....4-3.....H  
2006.....L.....0-1.....N

## OHIO: (FSU LEADS 7-0)

Home: 2-0...Away: 0-0...Neutral: 5-0  
1986.....W.....10-0.....N  
.....W.....5-1.....N  
1987.....W.....3-0.....N  
.....W.....6-2.....N  
1995.....W.....2-0.....N\*  
2000.....W.....8-1.....H  
.....W.....6-1.....H

## OHIO STATE: (FSU LEADS 10-3)

Home: 5-1...Away: 0-0...Neutral: 5-2  
1984.....W.....5-2.....N  
1985.....W.....6-0.....H  
.....W.....3-2.....H  
.....W.....11-1.....H  
1986.....W.....8-0.....N  
.....W.....3-2.....N  
1988.....W.....6-1.....H  
.....W.....2-1 (10).....H  
1992.....W.....1-0.....N  
.....L.....0-3.....N  
1996.....L.....0-1.....H  
1997.....W.....7-2.....N  
2002.....L.....1-2 (11).....N

## OKLAHOMA: (FSU LEADS 6-5)

Home: 1-0...Away: 0-0...Neutral: 5-5  
1987.....L.....0-1.....N  
.....W.....6-1.....N  
1990.....L.....0-1 (8).....N  
.....W.....3-2.....H  
1991.....W.....7-1.....N  
1994.....L.....1-3.....N\*  
1997.....W.....2-1.....N  
2002.....W.....1-0.....N  
2004.....W.....3-2.....N  
2005.....L.....0-3.....N  
2009.....L.....1-3.....N

## OKLAHOMA CITY COLLEGE: (FSU LEADS 2-0)

Home: 0-0...Away: 0-0...Neutral: 2-0  
1988.....W.....5-0.....N  
1992.....W.....2-1.....N

## OKLAHOMA STATE: (OSU LEADS 10-6)

Home: 0-2...Away: 1-2...Neutral: 5-6  
1986.....W.....3-2.....N



# SERIES RECORDS

.....L.....0-1.....N  
1989.....W.....14-0.....H

## SOUTHERN ILLINOIS: (FSU LEADS 8-4)

Home: 6-3...Away: 0-0...Neutral: 2-1  
1988.....W.....5-1.....H  
.....L.....1-2.....H  
1989.....W.....4-2.....H  
1990.....W.....4-0.....H  
1993.....W.....1-0.....H  
1996.....L.....3-4.....H  
2002.....W.....2-1.....H  
2005.....L.....0-4.....H  
2007.....L.....4-1.....N  
.....W.....6-0.....H  
2010.....W.....9-1.....N  
2012.....W.....2-0.....N

## SOUTHERN MISS: (FSU LEADS 11-4)

Home: 6-3...Away: 2-0...Neutral: 3-1  
1984.....W.....1-0.....A  
.....W.....1-0.....A  
.....W.....3-0.....N  
1987.....W.....13-3.....H  
1990.....W.....4-0.....N  
W.....11-0.....N  
1999.....L.....0-1.....N  
2000.....L.....0-9.....H  
.....L.....1-4.....H  
2004.....W.....5-1.....H  
.....W.....9-1.....H  
2007.....W.....2-0.....H  
.....W.....6-1.....H  
2008.....W.....11-3.....H  
2010.....L.....1-2.....H

## STANFORD: (SERIES TIED 1-1)

Home: 0-0...Away: 0-0...Neutral: 1-1  
1985.....W.....9-1.....N  
1998.....L.....0-1.....N\*

## STEPHEN F. AUSTIN: (FSU LEADS 4-1)

Home: 1-0...Away: 0-0...Neutral: 3-1  
1984.....L.....0-2.....N  
1990.....W.....5-2.....N  
2009.....W.....4-3.....N  
.....W.....10-5.....N  
2012.....W.....4-3 (8).....H

## STETSON: (FSU LEADS 14-1)

Home: 9-0...Away: 2-0...Neutral: 3-1  
1985.....W.....2-1.....H  
.....W.....4-1.....N  
1987.....L.....7-0.....N  
.....L.....3-4.....N  
.....W.....16-0.....N  
1989.....W.....6-0.....H  
1990.....W.....3-2.....H  
1994.....W.....7-0.....H  
.....W.....5-0.....H  
1995.....W.....8-0.....H  
.....W.....2-0.....H  
1996.....W.....1-0.....H  
.....W.....6-2.....H  
2000.....W.....2-0.....A  
.....W.....8-2.....A

## SUSQUEHANNA: (FSU LEADS 2-0)

Home: 2-0...Away: 0-0...Neutral: 0-0  
1985.....W.....11-0.....H  
.....W.....8-2.....H

## SYRACUSE: (FSU LEADS 6-2)

Home: 4-1...Away: 0-0...Neutral: 2-1  
2001.....W.....3-2.....H  
2002.....W.....6-3.....N  
2003.....W.....6-1.....H  
2005.....W.....5-4 (8).....H  
.....L.....1-2.....H  
.....L.....3-4 (8).....N  
2007.....W.....8-0.....H

2010.....W.....3-0.....N

## TEMPLE: (FSU LEADS 12-1)

Home: 6-0...Away: 0-0...Neutral: 6-1  
1985.....W.....2-0.....H  
.....W.....3-0.....H  
1986.....W.....7-0.....N  
.....W.....2-0.....N  
1987.....L.....0-1 (8).....N  
.....W.....6-3.....N  
.....W.....5-0.....N  
1988.....W.....3-0.....H  
.....W.....2-0.....H  
.....W.....4-3.....N  
1989.....W.....2-1.....H  
.....W.....8-2.....H  
.....W.....3-1.....N

## TENNESSEE: (UT LEADS 2-0)

Home: 0-0...Away: 0-0...Neutral: 0-2  
2006.....L.....0-1.....N  
2008.....L.....5-8.....N

## TENNESSEE- CHATTAHOOGA: (FSU LEADS 8-0)

Home: 4-0...Away: 2-0...Neutral: 2-0  
1996.....W.....5-2.....N  
1997.....W.....3-1.....H  
2000.....W.....1-0.....A  
.....W.....2-1.....A  
2001.....W.....4-1.....H  
.....W.....3-2 (10).....H  
2002.....W.....1-0 (8).....N\*  
2012.....W.....1-0.....H

## TENNESSEE TECH: (FSU LEADS 5-1)

Home: 2-0...Away: 0-0...Neutral: 3-1  
1986.....W.....8-0.....N  
.....W.....11-1.....N  
1987.....W.....10-0.....N  
2007.....L.....9-8 (8).....N  
2012.....W.....5-2.....H  
.....W.....8-0.....H

## TEXAS: (UT LEADS 5-4)

Home: 1-0...Away: 1-1...Neutral: 2-4  
1998.....L.....1-9.....N  
2000.....L.....0-1.....N  
2002.....W.....1-0.....H  
.....L.....2-4.....N  
2004.....W.....2-1.....N  
2005.....L.....2-7.....N  
2009.....L.....2-3.....A  
.....W.....6-4.....A  
.....W.....2-0.....N

## TEXAS A&M: (A&M LEADS 5-4)

Home: 1-1...Away: 0-1...Neutral: 3-3  
1984.....L.....2-6.....N  
1985.....L.....1-2.....A  
1986.....W.....1-0.....A  
1988.....L.....0-1.....N\*  
1990.....W.....3-1.....N\*  
.....W.....5-0.....N\*  
1994.....L.....3-7.....H  
2004.....W.....8-0.....H  
2008.....L.....0-7.....N

## TEXAS-ARLINGTON: (UTA LEADS 1-0)

Home: 0-0...Away: 0-0...Neutral: 1-0  
1990.....L.....0-2.....N

## TEXAS TECH: (TEXAS TECH LEADS 4-1)

Home: 0-0...Away: 0-0...Neutral: 1-4  
2000.....W.....3-0.....N  
2002.....L.....1-4 (8).....N  
.....L.....7-8 (9).....N  
2003.....L.....0-1.....N\*  
2010.....L.....1-2.....N

## TOLEDO: (FSU LEADS 8-1)

Home: 7-1...Away: 0-0...Neutral: 1-0  
1985.....W.....3-2.....H  
1986.....W.....4-0.....H  
1987.....L.....0-3.....H  
.....W.....9-6.....H  
.....W.....8-1.....H  
1991.....W.....1-0.....N  
1993.....W.....11-0.....H  
.....W.....4-0.....H  
1999.....W.....9-1.....H

## TROY: (FSU LEADS 23-10-1)

Home: 17-5...Away: 6-4-1...Neutral: 0-1  
1995.....W.....3-1.....H  
.....W.....3-0.....H  
1996.....W.....5-2.....H  
.....L.....1-2.....H  
1997.....W.....3-2.....A  
.....T.....1-1.....A  
1998.....L.....0-5.....H  
.....W.....5-4.....H  
1999.....W.....6-1.....H  
.....W.....7-0.....H  
2000.....W.....2-1.....H  
2001.....W.....11-0.....H  
.....W.....1-0.....A  
2002.....L.....1-2.....A  
.....W.....2-4.....N  
.....W.....7-2.....H  
.....W.....9-1.....H  
2003.....W.....8-3.....A  
.....W.....7-1.....A  
2004.....W.....11-2.....H  
.....W.....6-2.....H  
2005.....L.....3-5.....A  
.....L.....1-3.....A  
2006.....W.....4-3.....H  
.....L.....2-4.....H  
2007.....W.....5-3.....A  
.....W.....4-2.....A  
2008.....L.....1-3.....H  
.....L.....0-3.....H  
.....W.....3-2.....H  
2009.....W.....2-0.....H  
.....W.....8-0.....H  
2012.....W.....1-0.....H  
.....L.....3-4.....A

## UCLA: (UCLA LEADS 8-2)

Home: 0-0...Away: 0-0...Neutral: 2-8  
1990.....L.....1-3.....N%  
1991.....L.....2-5.....N  
.....L.....0-1.....N%  
1994.....L.....0-3.....N  
1996.....L.....0-4.....N  
2000.....L.....0-3.....N  
.....L.....1-6.....N\*  
.....L.....1-7.....N\*  
2002.....W.....2-1 (9).....N%  
2012.....W.....2-1.....N\*

## UNLV: (FSU LEADS 5-1)

Home: 0-0...Away: 0-0...Neutral: 5-1  
1990.....W.....4-1.....N%  
1991.....W.....3-1.....N%  
1992.....W.....4-0.....N\*  
1996.....L.....2-3.....N  
1999.....W.....9-6.....N  
2004.....W.....2-1.....N

## UTAH: (UTAH LEADS 8-3)

Home: 1-1...Away: 0-1...Neutral: 2-6  
1986.....L.....2-6.....N  
1988.....W.....3-0.....N  
.....L.....4-8.....N  
1993.....L.....2-3.....N  
1997.....L.....2-6.....N  
1998.....W.....2-1.....N  
.....L.....1-4.....N  
1999.....L.....1-5.....N  
2005.....L.....5-8.....A  
2011.....L.....4-5.....H  
.....W.....7-3.....H

## UTAH STATE:

## (FSU LEADS 3-1)

Home: 0-0...Away: 0-0...Neutral: 3-1  
1985.....L.....0-2.....N  
1994.....W.....5-3.....N  
1996.....W.....6-5.....N  
1999.....W.....12-3.....N

## VALPARAISO: (FSU LEADS 2-0)

Home: 2-0...Away: 0-0...Neutral: 0-0  
1986.....W.....5-0.....H  
.....W.....2-0.....H

## VILLANOVA: (VILLANOVA LEADS 1-0)

Home: 0-0...Away: 0-0...Neutral: 0-1  
2000.....L.....2-3.....N

## VIRGINIA: (FSU LEADS 70-17)

Home: 35-5...Away: 17-6...Neutral: 18-6...ACC:  
44-9  
1986.....W.....4-0.....H  
.....L.....1-2.....H  
1987.....W.....7-0.....H  
.....L.....2-5.....H  
1988.....W.....4-0.....N  
.....W.....5-0.....H  
.....W.....7-1.....H  
1989.....W.....4-2.....H  
.....W.....5-1.....H  
.....W.....2-0.....N  
1990.....W.....1-0.....H  
.....W.....5-0.....H  
1991.....W.....9-1.....H  
.....W.....2-1.....H  
.....L.....1-2.....N  
.....L.....0-2.....N  
1992.....W.....10-0.....NS  
.....L.....0-1.....HS  
.....W.....5-2.....HS  
.....W.....11-1.....N#  
1993.....W.....7-0.....HS  
.....W.....3-2.....NS  
.....L.....0-1.....N#  
.....W.....2-0.....N#  
.....W.....4-2.....N#  
1994.....W.....7-0.....NS  
.....W.....4-3.....HS  
.....W.....9-4.....NS  
.....L.....8-0.....AS  
.....L.....4-5.....AS  
.....L.....0-2.....N#  
.....W.....1-0.....N#  
.....L.....0-3.....N#  
1995.....W.....2-1.....N  
.....W.....3-2.....HS  
.....W.....3-0.....HS  
1996.....W.....8-0.....AS  
.....W.....5-4.....AS  
1997.....W.....8-0.....HS  
.....L.....3-6.....HS  
1998.....L.....1-4.....AS  
.....L.....0-3.....AS  
.....W.....10-0.....N#  
.....W.....2-1.....N#  
1999.....W.....8-2.....HS  
.....W.....2-1.....HS  
.....W.....1-0.....N#  
.....W.....3-0.....N#  
2000.....L.....2-4.....N#  
.....W.....3-1.....N#  
.....W.....2-0.....N#  
.....W.....3-2.....AS  
.....W.....6-2.....AS  
2001.....W.....8-0.....HS  
.....W.....10-2.....HS  
2002.....W.....4-0.....AS  
.....W.....6-3.....AS  
2003.....W.....5-0.....HS  
.....W.....12-1.....HS  
.....W.....10-1.....H#  
.....W.....10-2.....H#  
2004.....W.....1-0.....AS  
.....L.....4-5.....AS  
2005.....W.....5-3.....HS  
.....W.....4-0.....HS  
.....W.....3-2.....AS  
2006.....L.....0-1.....AS  
.....W.....8-5.....AS  
2007.....W.....8-2.....HS  
.....W.....4-2.....HS  
.....W.....8-0.....HS  
2008.....W.....9-1.....AS  
.....W.....8-3.....AS





# SERIES RECORDS

.....W.....	5-1.....	AS
2009.....W.....	3-1.....	HS
.....W.....	12-4.....	HS
.....W.....	5-1.....	HS
2010.....L.....	1-2.....	AS
.....W.....	9-6.....	AS
.....W.....	2-1.....	AS
2011.....W.....	8-0.....	HS
.....L.....	1-2.....	HS
.....W.....	6-1.....	HS
.....W.....	12-5.....	N#
2012.....W.....	5-0.....	AS
.....W.....	2-0.....	AS
.....W.....	3-1.....	AS

## VIRGINIA TECH: (VIRGINIA TECH LEADS 15-14)

Home: 7-5...Away: 5-7...Neutral: 2-3ACC: 12-12

2005.....W.....	4-2.....	HS
.....W.....	3-2.....	HS
.....W.....	5-2.....	HS
.....L.....	2-3 (14).....	N#
2006.....L.....	0-2.....	AS
.....L.....	2-10 (5).....	AS
.....W.....	9-6.....	AS
2007.....L.....	0-1.....	HS
.....W.....	10-2.....	HS
.....L.....	0-1.....	HS
.....L.....	0-4.....	N#
2008.....L.....	0-3.....	AS
.....L.....	1-3.....	AS
.....W.....	2-0.....	AS
.....L.....	0-2.....	N#
2009.....W.....	6-0.....	HS
.....W.....	3-2.....	HS
.....L.....	0-2.....	HS
2010.....L.....	7-8.....	AS
.....L.....	4-5.....	AS
.....W.....	3-1.....	AS
.....W.....	5-3.....	N#
2011.....W.....	1-0.....	HS
.....L.....	1-2 (10).....	HS
.....L.....	3-4 (8).....	HS
.....W.....	9-2.....	N#
2012.....L.....	5-11.....	AS
.....W.....	7-3.....	AS
.....W.....	3-1.....	AS

## WASHINGTON (WASHINGTON LEADS 6-5)

Home: 0-1...Away: 0-0...Neutral: 5-5

1996.....L.....	6-13.....	N
.....L.....	1-3.....	N
1997.....L.....	3-8.....	N
1998.....W.....	1-0.....	N
2002.....L.....	4-6.....	H
.....W.....	3-2.....	N
2004.....W.....	7-1.....	N
.....W.....	2-0.....	N%
2007.....W.....	3-1.....	N
2008.....L.....	3-4.....	N
2009.....L.....	1-4.....	N

## WEST FLORIDA: (FSU LEADS 47-4)

Home: 21-2...Away: 24-2...Neutral: 2-0

1983.....W.....	10-4.....	A
.....W.....	10-9.....	A
.....W.....	3-1.....	N
.....W.....	17-4.....	H
.....W.....	5-1.....	N
1986.....W.....	5-0.....	H
.....W.....	6-0.....	H
.....W.....	3-0.....	A
.....W.....	5-1.....	A
1987.....W.....	1-0.....	A
.....W.....	4-0.....	A
1988.....W.....	1-0 (8).....	H
.....W.....	1-0.....	H
.....W.....	5-3.....	A
.....L.....	1-2.....	A
1989.....W.....	3-2 (10).....	H
.....L.....	1-5.....	H
.....W.....	3-2.....	A
.....W.....	3-0.....	A
1990.....W.....	1-0.....	H
.....W.....	1-0.....	H
.....W.....	2-0 (11).....	A
.....W.....	6-0.....	A
1991.....W.....	4-3.....	H
.....L.....	0-5.....	H
.....W.....	1-0.....	A
.....W.....	7-0.....	A
1992.....W.....	2-0.....	H
.....W.....	2-0.....	H
.....W.....	6-0.....	A

.....W.....	11-2.....	A
1993.....W.....	6-1.....	H
.....W.....	3-1.....	H
.....W.....	5-0.....	A
.....W.....	7-0.....	A
1994.....W.....	10-0.....	H
.....W.....	5-0.....	H
.....L.....	1-4.....	A
.....W.....	8-0.....	A
1995.....W.....	8-0.....	A
.....W.....	3-2.....	A
.....W.....	9-3.....	H
.....W.....	3-0.....	H
1996.....W.....	8-0.....	H
.....W.....	8-0.....	H
.....W.....	6-0.....	A
.....W.....	10-0.....	A
1998.....W.....	9-3.....	A
.....W.....	10-6.....	A
.....W.....	2-1.....	H
.....W.....	5-3.....	H

## YOUNGSTOWN STATE: (FSU LEADS 4-0)

Home: 4-0...Away: 0-0...Neutral: 0-0

1997.....W.....	8-2.....	H
.....W.....	6-3.....	H
1998.....W.....	1-0.....	H
.....W.....	10-2.....	H

## WESTERN CAROLINA: (FSU LEADS 3-0)

Home: 1-0...Away: 0-0...Neutral: 2-0

1981.....W.....	1-0.....	N
.....W.....	13-9.....	N
2012.....W.....	9-1.....	H

## WESTERN ILLINOIS: (FSU LEADS 8-3)

Home: 5-2...Away: 0-0...Neutral: 3-1

1984.....L.....	1-3.....	H
.....W.....	3-1.....	H
1985.....W.....	1-0.....	H
.....W.....	9-0.....	N
1986.....W.....	11-0.....	H
.....L.....	4-6.....	H
1989.....W.....	5-2.....	N
1991.....W.....	2-1.....	N
.....W.....	2-1.....	H
1999.....L.....	0-1.....	N
2006.....W.....	11-6.....	H

## WESTERN MICHIGAN (FSU LEADS 1-0)

Home: 1-0...Away: 0-0...Neutral: 0-0

2006.....W.....	2-1.....	H
-----------------	----------	---

## WICHITA STATE: (FSU LEADS 1-0)

Home: 0-0...Away: 0-0...Neutral: 1-0

1990.....W.....	1-0.....	N
-----------------	----------	---

## WINTHROP: (FSU LEADS 6-0)

Home: 2-0...Away: 0-0...Neutral: 4-0

1987.....W.....	8-0.....	N
1991.....W.....	4-1.....	N
.....W.....	2-0.....	H
.....W.....	4-1.....	N
1992.....W.....	3-1.....	N
2003.....W.....	1-0.....	H

## WISCONSIN: (FSU LEADS 6-1)

Home: 2-1...Away: 0-0...Neutral: 4-0

1997.....L.....	3-12.....	H
2000.....W.....	3-0.....	N
.....W.....	6-5.....	N
2011.....W.....	7-1.....	H
.....W.....	9-0.....	H
2012.....W.....	6-2.....	N
.....W.....	2-1.....	N

## WRIGHT STATE: (FSU LEADS 1-0)

Home: 0-0...Away: 0-0...Neutral: 1-0

1998.....W.....	8-3.....	N
-----------------	----------	---

## YALE: (FSU LEADS 1-0)

Home: 0-0...Away: 0-0...Neutral: 1-0

1995.....W.....	11-1.....	N
-----------------	-----------	---

\* - NCAA Tournament game  
%-NCAA Women's College World Series

## The Tradition

**Consistency.** It is the mark of true excellence in any endeavor. However, in today's intercollegiate athletics, competition has become so balanced and so competitive that it is virtually impossible to maintain a high level of consistency.

Yet the Atlantic Coast Conference has defied the odds. Now, in its 60th year of competition, the ACC has long enjoyed the reputation as one of the strongest and most competitive intercollegiate conferences in the nation. And that is not mere conjecture, the numbers support it.

Since the league's inception in 1953, ACC schools have captured 127 national championships, including 67 in women's competition and 60 in men's. In addition, NCAA individual titles have gone to ACC student-athletes 145 times in men's competition and 104 times in women's action.

The conference had an immediate impact on the national college football scene in the fall of 1953 when the University of Maryland captured the first of what would eventually be five national football titles for the ACC. Clemson laid claim to the league's second national title in 1981 while Georgia Tech followed suit in 1990. Florida State pocketed national titles No. 4 and 5 in 1993 and 1999.

Additionally, Miami has laid claim to five national gridiron titles over the past 29 seasons. Four of the Hurricanes' five national titles (1983, 1987, 1989, 2001) were unanimous with both the sportswriters and coaches polls, while in 1991 Miami (AP) shared the national title with Washington (coaches).

The 12 institutions that take to the field this fall under the ACC banner have produced 586 first- or second-team gridiron All-Americans and 73 first-team academic All-Americans.

ACC Football, though, has always been about more than just wins and losses and individual athletics honors. For the sixth time in the last seven years, ACC schools, cumulatively, were ranked higher nationally than any other conference in the most recent rankings of American Universities by the U.S. News & World Report, with seven ACC institutions ranked 38th or higher nationally and all 12 schools rated as "Tier One" schools.

The Conference was No. 1 in the NCAA's APR for the sixth consecutive year in 2012, and the ACC has led all Football Bowl Subdivision Conferences in the NCAA's graduation rate (BSR) in six of the last seven years. In 2011, six ACC schools were honored nationally (AFCA) for their graduation rates. ACC schools have led the nation in football graduation rates no fewer than 20 times and have been honored for their rates 101 times, far more than any other conference.

Since becoming a 12-team league in 2005, the ACC has consistently made history in the NFL's annual professional football draft. This year, the ACC had 15 of the first 100 players chosen in the NFL Draft, and had the first linebacker chosen.

In the 2009 NFL Draft, the ACC was the only league with four players chosen among the top nine selections in the draft. It marked the second time in four years the ACC had managed that trick, also claiming four of the top nine picks in 2005. During the 2006, 2007 and 2008 drafts, the Conference became the first college league in the history to have two of the top four NFL Draft picks in each of three consecutive years.

In 2008, the ACC also set an NFL Draft record having the first defensive player chosen for three straight years with NC State's Mario Williams (2006), Clemson's Gaines Adams (2007) and Virginia's Chris Long (2008) claiming the honor.

The ACC's run began with the 2006 Draft when the Conference set an NFL Draft record with 12 players chosen in the first round and 51 players chosen overall. During that time, the ACC is second among all conferences in the last seven years in first-round draftees, having 40 chosen, and total number of draftees with 245.

Heading into the 2012 football season, no league in America has sent more linebackers to the NFL, as no fewer than 45 former ACC standouts began the summer on NFL rosters leading both the Big Ten (44) and SEC (38) for that honor. This marked the fourth straight year the Conference had led or tied in numbers of linebackers on NFL rosters.

Since 2006, the ACC has had more defensive ends or outside linebackers--the glamour positions of

defense in the NFL--drafted in the first or second rounds (19) than any other league. The Big Ten is next with 13 followed by the SEC (8).

The 12 current ACC schools have had 2,287 players selected in the annual professional football draft, including 232 first-round selections.

Last year, the ACC had three teams ranked among the Top 25 in both final polls for the Associated Press and USA Today Football Coaches. Virginia Tech was ranked 21st by AP and 17th by USA Today, followed by Clemson (22nd in both polls) and Florida State (23rd in both polls).

The ACC also has a storied bowl tradition, setting a NCAA record with 10 of its teams (.833) invited to post-season bowl games in 2008, breaking its own record for bowl participation (.778) set originally in 2002.

Since 2005, the Conference is second among all leagues with 58 of its teams traveling to post-season bowl games. Additionally, five of its teams-- Florida State (6th, 25-14-2, .634), Boston College (11th, 13-9, .591), NC State (16th, 14-11-1), Georgia Tech (17th, 22-18, .550) and Miami (20th, 19-17-0, .528)--rank among the Top 20 winningest bowl programs of all-time, with a sixth--Maryland (23rd, 11-11-1, .500)--tied for 23rd.

Three ACC schools are also among the top eight nationally in current bowl game streaks including national leader Florida State (30 straight bowl games), Virginia Tech (3rd, 19) and Georgia Tech (tied for 4th, 15).

## 2011-12 Review

The 2011-12 academic year saw ACC teams capturing four more national team titles and 7 individual NCAA crowns. In all, the ACC has won 55 national team titles over the last 14 years and has won two or more NCAA titles in 29 of the past 31 years.

The ACC was one of only three conferences in America to place two of its teams in the final Top 10 rankings of the 2011-12 Learfield Director's Cup Standings--symbolic of the nation's top overall programs--as Florida State (5th), North Carolina (8th), Virginia (15th) and Duke (16th) all were ranked nationally in the Top 20.

This past year also marked the 11th consecutive year that the ACC has placed four or more teams in the Top 30

A total of 126 ACC teams placed in NCAA post-season competition in 2011-12. League teams compiled a 116-73-5 (.611) mark against opponents in NCAA championship competition.

## 2011-12 National Championships

Field Hockey.....	Maryland
Ice Hockey.....	Boston College
Men's Soccer.....	North Carolina
Rowing.....	Virginia

## Mission Statement of the Atlantic Coast Conference

The Atlantic Coast Conference, through its member institutions, seeks to maximize the educational and athletic opportunities of its student-athletes while enriching their quality of life. It strives to do so by affording individuals equitable opportunity to pursue academic excellence and compete successfully at the highest level of intercollegiate athletics competition in a broad spectrum of sports and championships.

The Conference will provide leadership in attaining these goals, promoting diversity and mutual trust among its member institutions, in a spirit of fairness for all. It strongly adheres to the principles of integrity and sportsmanship, and supports the total development of the student-athlete and each member institution's athletics departmental staff, with the intent of producing enlightened leadership for tomorrow.



Boston College



Clemson



Duke



Florida State



Georgia Tech



Maryland



Miami



North Carolina



NC State



Virginia



Virginia Tech



Wake Forest

# UNIVERSITY ADMINISTRATION

## Dr. Eric J. Barron University President



Dr. Eric J. Barron became 14th president of The Florida State University on February 1, 2010.

He is a 1973 Florida State alumnus, with a bachelor's degree in geology. He earned master's and doctoral degrees in oceanography from the University of Miami.

Prior to assuming the Florida State presidency, he served as director of the National Center for Atmospheric Research in Boulder, Colo. From 2006-2008 Dr. Barron was dean of the Jackson School of Geosciences at the University of Texas at Austin. At Pennsylvania State University from 1986 to 2006, he was professor of geosciences, director of the Earth System Science Center, director of the EMS Environment Institute, and finally dean of the College of Earth and Mineral Sciences.

Dr. Barron is a Fellow in the American Association for the Advancement of Science, the American Geophysical Union, the American Meteorological Society and the Geological Society of America. He has received many national awards as a scholar, researcher and distinguished lecturer, has published extensively, and has been editor or a member of the editorial boards of a dozen academic journals.

He has testified before Congress and has chaired numerous committees in service to the federal government, including the NASA Senior Review for the Earth Sciences in 2005. He has chaired committees and panels of the National Research Council since 1987 and currently chairs "An Ocean Infrastructure for U.S. Ocean Research in 2030."

A highly visible scientist, Barron is committed to the full spectrum of academic disciplines. He is an ardent supporter and advocate for the full spectrum of excellence in the arts and humanities, sciences, law, business and medicine.

A native of Lafayette, Ind., Barron and his wife, Molly, have two grown children and one granddaughter.

## 2012-13 FLORIDA STATE BOARD OF TRUSTEES



**ALLAN  
BENSE, CHAIR**



**EDWARD E. "ED"  
BURR**



**SUSIE  
BUSCH-TRANSOU**



**JOSEPH L.  
CAMPS**



**EMILY  
FLEMING DUDA**



**JOSEPH  
GRUTERS**



**WM. ANDREW  
HAGGARD**



**MARK  
HILLIS**



**SANDRA  
LEWIS**



**LES  
PANTIN**



**MARGARET A.  
"PEGGY" ROLANDO**



**BRENT W.  
SEMBLER**




**REUBEN  
STOKES**



# ATHLETIC ADMINISTRATION

## Randy Spetman Director of Athletics



Florida State Director of Athletics Randy Spetman can rightfully look at his four years at the helm of the Seminole athletic program with great pride. In his three full seasons as the Seminoles AD, FSU qualified for NCAA postseason play in every sport every year with just one exception. This past athletic year FSU equaled its highest-ever Director's Cup finish placing fifth for the second time in three years. The Seminoles were also just one of two schools to finish ranked among the Top 25 in football, men's basketball and baseball. Six Seminole teams made it to the final four in their respective sports and the ACC named six of FSU's student-athletes the top scholar-athlete of the year in their sport.

In 2010-11 Florida State athletics was the only Division I department in the NCAA to have all of its 19 sports participate in the NCAA postseason. It marked the second consecutive year that FSU sent every one of its athletic programs into NCAA postseason play. In addition, this past athletic year the FSU's men's basketball program won the ACC Tournament

Title for the first time in school history, as did the Seminole women's soccer team.

After being ranked 15th nationally in the Director's Cup following his first year, FSU earned its highest ever ranking in 2009-10 when the school finished fifth overall. In 2010-11 FSU was in the top 10 once again finishing ninth in the nation. These were the first top 10 finishes in school history and in each of the last seven years the Seminole athletic program has finished higher in the standings than at any other point in program history. The first ever top 10 finishes under Spetman are so impressive as this has been accomplished during a time when budgets are as constrained at Florida's universities as they have ever been in the modern era.

In 2011-12 Florida State had a banner athletic year under Spetman's guidance both on the field and in the classroom. There were more than 50 All-America honors earned by Seminole student-athletes this past year, a number that was surpassed only by the amount of athletes selected to All-ACC Academic Teams.

"This was a wonderful athletic year on so many levels. Finishing in the top 5 for the second time in three years, something only four programs with three straight top 10 finishes have done, speaks to the commitment and excellence of this entire department, our coaches and especially our student-athletes," said Spetman. "To finish in the top 5 for a second time in three years and inside the top 15 every year I have been at Florida State is an amazing accomplishment. We are very proud to be amongst this select group of athletic programs and I know our fans appreciate the success we have had across the board."

In 2011-12 Florida State was one of only two schools to have football play in a bowl game, the men's team make the NCAA Basketball tournament and the baseball team play in the College World Series. That blend of rare success has been the norm the last three years at Florida State under Spetman. FSU was one of only eight schools to have its football team play in a bowl game, its men's basketball team selected to the NCAA Tournament and its baseball team selected for the NCAA Championships in 2010-11. That came on the heels of 2009-10 when the Seminoles were one of only three universities in the country to appear in a bowl game, a NCAA men's basketball tournament and advance to the baseball College World Series.

The success Spetman has experienced at Florida State begins with excellence in the classroom. In November of 2008, football's Myron Rolle highlighted the academic year when he became the second Seminole student-athlete since 2006 to earn a Rhodes Scholarship - one of the oldest and most prestigious awards for international study. It was the first time in nearly 25 years a Rhodes Scholar was awarded to a prominent college football player. Rolle is the fourth Florida State student ever to be named a Rhodes Scholar.

In the last three years alone there have been 18 Seminoles named the ACC's top student-athlete in their sport, 13 student-athletes have been named CoSIDA Academic All-Americans, 25 have been named CoSIDA Academic All-District first team selections and well over 200 All-ACC Academic honors have been bestowed on FSU student-athletes.

The success FSU's student-athletes and coaches have achieved since Spetman's first full year on the job in 2009 is a credit to his leadership and direction for the department. In just four years, there have been more than 250 All-America honors earned by Seminole student-athletes, 18 ACC Coach of the Year awards, 18 ACC team championships and out of a possible 76 NCAA Tournament appearances, the Seminoles have advanced to NCAA postseason play 69 times.

Over the last two years FSU added three exciting facilities with the completion of a multi-purpose teaching facility and six indoor courts for the tennis programs, a softball hitting complex, and a new sand volleyball complex as well. In 2011-12 the football practice fields, which underwent a major renovation during the summer, opened for fall practice.

Spetman was introduced as Director of Athletics at FSU on February 4, 2008 following a national search. A former pilot and retired Air Force colonel, he took over after serving as Director of Athletics at Utah State from 2004-2008 and in the same position at the United States Air Force Academy from 1996-2003.

Spetman, 59, was lauded over his tenure at Utah State for the success of the Aggies' athletic programs both on the field or court and in the classroom. Utah State joined the Western Athletic Conference (WAC) in 2005 and claimed four conference championships in its first two years. USU's student-athletes led the WAC with a 78 percent graduation rate and maintained over a 3.0 cumulative grade point average.

Under Spetman's leadership, Utah State made high profile improvements to the football stadium. He also spearheaded fundraising and building efforts for a \$12.5 million facility and crafted a unique business partnership for medical health coverage that improved the overall coverage of USU student-athletes and reduced

medical costs. In addition, he negotiated a lucrative new marketing agreement for Aggie Athletics with Learfield Sports Properties.

Spetman spent eight successful years as Director of Athletics at the United States Air Force Academy in Colorado Springs, Colo. During his tenure, he administered the school's 27-sport intercollegiate program as well as the physical education and intramural programs. Under his command, the football team participated in four bowl games.

Born and raised in Council Bluffs, Iowa, Spetman graduated from the Air Force Academy in 1976. He earned three letters as a defensive end for the Falcons and was a team captain as a senior. He also won a pair of heavyweight Wing Open Boxing Championships. Spetman's 28-year military career took him around the world in a variety of positions. A command pilot with more than 3,000 hours of flight time, his range of positions took him from assistant football coach at his alma mater to Chief of Bomber Planning in Operations Desert Shield and Desert Storm to serving as Chief, Command and Control Division, Operations Directorate of the U.S. European Command in Stuttgart, Germany.


A graduate from Squadron Officer School, he attended the National War College and earned a master's degree in National Security Strategy. Spetman also holds a master's in management and supervision from Central Michigan University.

He served as President of the National Association of Collegiate Director's of Athletics (NACDA) in 2009-10.

He and his wife, the former Becky Lühring of Des Moines, Iowa, are the parents of two grown children, Brian and Kim.



## Dr. Pamela L. Perrewé Faculty Athletics Representative



Pamela L. Perrewé (Ph.D.) is in her second year as the Faculty Athletic Representative to the NCAA and the Atlantic Coast Conference.

Perrewé is the Haywood and Betty Taylor Eminent Scholar of Business Administration and Distinguished Research Professor at Florida State University. She received her Bachelor degree in Psychology from Purdue University and her Master and Ph.D. degrees in Management from the University of Nebraska. Dr. Perrewé has focused her research interests in the areas of job stress, burnout, coping, mentoring, organizational politics, emotion and personality. Dr. Perrewé has published several books, over 20 book chapters and over 100 journal articles in journals such as *Academy of Management Journal*, *Journal of Management*, *Journal of Applied Psychology*, and *Organizational Behavior and Human Decision Processes*. She holds Fellow status in the Society for Industrial and Organizational Psychology and the American Psychological Association.

Dr. Perrewé has maintained a commitment to her profession as well as to Florida State University for over 25 years, and she has won teaching, mentoring, and research awards at Florida State University. She has served as the Management Department Chair as well as the Associate Dean for Graduate Programs in the College of Business. She has a passion for sports, enjoys playing tennis, and has served on the Athletic Board since 2004. Dr. Perrewé also served on the Board of Scientific Counselors of the National Institute for Occupational Safety and Health (NIOSH) from 2004-2007. She is married to Dr. Gerald R. Ferris and together they have six children: Erin, Jennifer, Emily, Ellie, Stephen and Matthew and one granddaughter, Lily.

# ATHLETIC ADMINISTRATION



## Monk Bonasorte Senior Associate Athletic Director

Monk Bonasorte is in his fifth year as Senior Associate Director of Athletics at Florida State and among his responsibilities is oversight of internal operations within the athletic department and oversight of Florida State's football program.

Currently, Bonasorte is responsible for administrative oversight of the following departments: Media Relations, Equipment, Communications, Student Services, Athletic Training, Coaches Video and

Strength & Conditioning.

A member of Florida State's All-Time football team as named by Athlon Magazine, Bonasorte earned four varsity letters (1977-80), played in the 1977 Tangerine Bowl and two Orange Bowls (1980 and 1981) and was inducted into the FSU Athletics Hall of Fame in 1995 as one of the top defensive backs in school history. He ranks second in school history with 15 interceptions while his eight interceptions in 1979 ranks as the second highest single season total in school history.

Bonasorte joined the Florida State athletics department executive staff in 2008 after a 13-year career as the president and executive director of the Florida State University Varsity Club - the organization that gives back to every Seminole letter winner and allows them to give back to the current letter winners. He helped build the FSU Varsity Club into one of the top organizations of its kind across the nation.

As a player, Bonasorte earned All-America Third Team honors in 1979 by the Associated Press and All-America Second Team honors from Football News in 1980 starting on one of the toughest defensive units in Florida State history in 1979. He led the nation in interceptions for the majority of the 1979 season and finished with eight to rank fourth nationally and set a Seminole record for interceptions in a season. The Seminoles ranked sixth nationally and fifth nationally during his junior and senior seasons respectively.

Bonasorte spent seven years working with the Elmont Sports Group - a leader in the building and marketing of professional sports teams. He served as the marketing director for two seasons for the Tallahassee Scorpions of indoor professional league. He served as the director of marketing for the East Coast Hockey league Tallahassee Tiger Sharks (1997-99) and served as the Vice-present and General Manager for the Tallahassee Thunder of the Arenal Football league (1999-2003).

Bonasorte and his wife, Beverly, have two sons, T.J. and Rocky.



## Bernie Waxman Softball Oversight

In his 39th year at Florida State and his 23rd with the athletics department, Bernie Waxman continues to help mold the athletic campus that has emerged as one of the finest in the nation during his time. Waxman has represented athletics' interests during the building of a new soccer and softball complex, the renovation of Dick Howser Stadium, the construction of the FSU Basketball Training Center and cooperatively with other university departments had a role in the completion the University Center, the Dave Middleton Golf Building at the Don Veller Golf Course, the Don Loucks Tennis Courts at the Scott Speicher Tennis Center, the band practice field (The Manley Whitcomb Band Complex and Bill Harkins Field) the Morcom

Aquatics Center, and the McIntosh Track and Field Building. The athletics department has also invested in a number of improvements to Tully Gymnasium. These renovations include a new sound system, expanded locker rooms, new offices, an expanded strength and conditioning area, and the addition of tradition displays to name just a few. A new indoor tennis facility was also constructed under Waxman's watch, and he is currently working with the building team on the construction of Florida State football's indoor practice facility.


Softball's own facilities have seen great changes under Waxman, including the recent indoor batting facility that was finished in February 2011. Waxman has overseen projects that have made the Seminole Softball Complex one of the top softball venues in the nation.

In addition to his current Facility and Event Management responsibilities Waxman has oversight responsibilities for men's and women's golf, cross country, indoor and outdoor track and field and softball.

A 1971 graduate of Florida State University, Waxman earned three letters as a member of the FSU track and field team and captained the 1972 squad. He also earned his Master's Degree from Florida State in 1972.

After nearly 17 years with the intramural program, Waxman moved over to the athletic department in 1991. During his tenure at intramurals, Waxman served as a master official for track and field and as the head statistician for all Florida State basketball and football games.

He and his wife, Lisa, the chair of the interior design department at Florida State University, have a daughter, Gabrielle, a 2011 graduate of FSU.



## Vanessa Fuchs Senior Associate Athletic Director SWA

Florida State Athletic Director Randy Spetman promoted Vanessa Fuchs to the role of Senior Associate Athletic Director/Senior Woman Administrator in May of 2012. Fuchs has served as the department's associate athletic director for compliance since 2010.

Since joining the athletics staff in 2010, Fuchs has focused her time on building a comprehensive rules education program, implementing a department-wide recruiting and compliance software system and establishing a new team structure for the compliance office.

Prior to arriving at Florida State, Fuchs committed seven years to the National Collegiate Athletic Association (NCAA) in Indianapolis, Indiana. In 2007, her extensive knowledge of NCAA legislation, interpretations and the NCAA's governance process earned her a promotion to Associate Director of Academic and Membership Affairs (AMA).

Fuchs remained rooted in AMA throughout her tenure with the NCAA. Fuchs was primarily responsible for supervising the functions of the Legislative Relief Waiver team and contributed heavily to issuing interpretations, serving as a staff liaison to NCAA governance committees and leading project teams for the association.

Before embarking on her career with the NCAA, Fuchs got her start working for the Atlantic Coast Conference as a Championships Intern in 2001. The Pompano Beach, Fla., native was a four-year letterwinner for the Seminoles' women's basketball team from 1997-2001. She was the team co-captain in her senior year. Fuchs finished her career as a three-time ACC Honor Roll selection.

Fuchs graduated Magna Cum Laude with a bachelor's degree in communications at Florida State University and earned her master's degree from the University of North Carolina in sport administration. She will oversee the compliance and academic departments in her new role.

# MEDIA INFORMATION

## A NOTE TO THE MEDIA, FANS AND OPPONENTS

Florida State assistant sports information director Steve Stone is ready to assist you with any questions or requests you may have about the 2013 Seminole softball program, almanac, coaches and student-athletes. Please do not hesitate to contact the FSU Sports Information office if we can further assist you.

## PLAYERS & COACHES INTERVIEWS

All players and coaches interviews should be arranged through the sports information office by contacting Steve Stone at (850) 644-4836 at least 24 hours in advance. Student-athlete's phone numbers will not be released. Media may not contact any student-athlete through the use of social media, including Facebook and Twitter.

## HOW TO COVER THE SEMINOLES

Members of the media are supplied with weekly press releases, including updated statistics, as well as conference and national rankings and information on upcoming games. This information may be obtained in the sports information office and will be updated after every game at [www.seminoles.com](http://www.seminoles.com).

## WHERE THE HOME GAMES WILL BE

All of the 2013 softball home games take place on JoAnne Graf Field at the Seminole Softball Complex (capacity 1,000). Media should notify the sports information office prior to home games if they plan to attend. Any accredited photographer wishing to shoot the matches must check in with Steve Stone prior to game day.

## FSU ON THE WEB

All the game stories, updated stats, weekly releases and Seminole softball news you could ever ask for is available 24 hours a day, 365 days a year at [Seminole.com](http://Seminole.com). The official FSU athletics Web site is your first stop for all the information you could ever need on the Seminole softball team and is updated immediately following each match.

## FOLLOW SEMINOLE SOFTBALL ON TWITTER

Media and fans are encouraged to follow @FSU\_Softball on the team's official Twitter page and Facebook ([Facebook.com/FSUSoftball](http://Facebook.com/FSUSoftball)) for instantaneous information surrounding the squad. Throughout the 2013 regular season, in-match tweeting will be provided in addition to CBS Game Tracker.

## CONTACT US

850-644-1403 | FAX 850-644-3820



**STEVE STONE**

*Assistant SID (Softball Contact)*  
850-644-4836 (O)  
850-363-0990 (C)  
[ssstone@fsu.edu](mailto:ssstone@fsu.edu)

**Mailing Address**  
Florida State Sports Information  
PO Box 2195  
Tallahassee, FL 32316

**Shipping Address**  
Florida State Sports Information  
403 Stadium Drive, West  
Room D-107  
Tallahassee, FL 32306



**ELLIOTT FINEBLOOM**

*Asst. AD/SID*  
850-644-1065 (O)  
850-445-6952 (C)  
[efinebloom@fsu.edu](mailto:efinebloom@fsu.edu)



**KERWIN LONZO**

*Associate SID*  
850-644-5656 (O)  
850-544-4630 (C)  
[klonzo@fsu.edu](mailto:klonzo@fsu.edu)



**BOB THOMAS**

*Assistant SID*  
850-644-0615 (O)  
850-694-1768 (C)  
[bthomas2@fsu.edu](mailto:bthomas2@fsu.edu)



**CHUCK WALSH**

*Deputy SID*  
850-644-1077 (O)  
850-694-2540 (C)  
[cwalsh@fsu.edu](mailto:cwalsh@fsu.edu)



**JASON LETURMY**

*Assistant SID*  
850-644-3920 (O)  
850-228-7568 (C)  
[jleturmy@fsu.edu](mailto:jleturmy@fsu.edu)



**MARYJANE GARDNER**

*Assistant SID*  
850-644-2016 (O)  
850-443-2148 (C)  
[mgardner2@fsu.edu](mailto:mgardner2@fsu.edu)



**ZACH STIPE**

*Assistant SID*  
850-645-7683 (O)  
850-228-7583 (C)  
[zstipe@fsu.edu](mailto:zstipe@fsu.edu)



**CHRISTA SALERNO**

*SID Assistant*  
412-952-1162 (O)  
850-644-3920 (C)  
[csalerno@fsu.edu](mailto:csalerno@fsu.edu)





# 2013 TEAM PHOTO ROSTER



**CELESTE GOMEZ**  
C - Jr.  
Lake City, Fla.  
Columbia HS  
**00**



**STEPHANIE HARTNESS**  
OF - Fr.  
Niceville, Fla.  
Niceville HS  
**3**



**ALEX KOSSDOFF**  
OF - Fr.  
Redondo Beach, Calif.  
South Torrance HS  
**5**



**TIFFANI BROWN**  
INF - Sr.  
Tallahassee, Fla.  
Godby HS  
**6**



**MADDIE O'BRIEN**  
INF - R-So.  
Palm Harbor, Fla.  
Palm Harbor University HS  
**7**



**COURTNEY SENAS**  
OF - Jr.  
Wahiawa, Hawaii  
Milliani HS  
**8**



**COURTNEY ADAMS**  
OF - Fr.  
Crestview, Fla.  
Niceville HS  
**9**



**LINDSEY PEPPERS**  
OF - So.  
Tallahassee, Fla.  
Maclay HS  
**10**



**ALEX POWERS**  
UT - Fr.  
Melbourne, Fla.  
Eau Gallie HS  
**11**



**LACEY WALDROP**  
P - So.  
Chester, Va.  
Thomas Dale HS  
**13**



**ERIKA LEONARD**  
C - So.  
Cincinnati, Ohio  
Mother of Mercy HS  
**15**




**JESSICA BURROUGHS**  
P - Fr.  
Warner Robins, Ga.  
Houston County HS  
**16**



**VICTORIA EAST**  
INF - Fr.  
Pensacola, Fla.  
Escambia HS  
**18**



**MORGAN BULLOCK**  
OF - Sr.  
Dacula, Ga.  
Mill Creek HS  
**21**



**KELLY HENSLEY**  
INF - Jr.  
Niceville, Fla.  
Niceville HS  
**23**



**BRIANA HAMILTON**  
INF - Sr.  
Woodruff, S.C.  
James F. Byrnes HS  
**24**



**MACEY CHEATHAM**  
C - Fr.  
Wellington, Fla.  
Wellington HS  
**25**



**JESSICA NORI**  
P - R-Jr.  
Weston, Fla.  
St. Thomas Aquinas HS  
**26**




**BAILEY SCHINELLA**  
P - So.  
Valrico, Fla.  
Newsome HS  
**27**




**ERIKA HOFFNER**  
UT - So.  
Alpharetta, Ga.  
Chattahoochee HS  
**28**



**KIRSTIN AUSTIN**  
OF - Sr.  
Temple Terrace, Fla.  
King HS  
**33**



**KAITLIN ALLEN**  
INF - Fr.  
Tulsa, Okla.  
Jenks HS  
**48**



**MONICA PERRY**  
P - R-Sr.  
Whitesburg, Ga.  
Union Grove HS  
**55**



**LONNI ALAMEDA**  
Head Coach



**TRAVIS WILSON**  
Assistant Coach



**CRAIG SNIDER**  
Assistant Coach

**7 WCWS APPEARANCES ♦ 11 ACC TITLES**



## 2013 FLORIDA STATE SOFTBALL SCHEDULE

Day	Date	Opponent	Time (EST)
Friday	Feb. 8	FLORIDA A&M*	6 p.m.
Saturday	Feb. 9	NORTH FLORIDA*	Noon
Sunday	Feb. 10	BETHUNE-COOKMAN*	1 p.m.
Sunday	Feb. 10	JACKSONVILLE*	5 p.m.
Tuesday	Feb. 12	TROY (ESPN3)	6 p.m.
Friday	Feb. 15	TULSA^	12:15 p.m.
Friday	Feb. 15	ARKANSAS^	2:30 p.m.
Saturday	Feb. 16	HOFSTRA^	12:15 p.m.
Saturday	Feb. 16	TBA (Tournament Play)^	2:30 p.m./4:30 p.m.
Sunday	Feb. 17	TBA (Consolation/Championship)^	9 a.m./11:15 a.m.
Wednesday	Feb. 20	at UCF	6 p.m.
Friday	Feb. 22	vs. Long Island University%	1 p.m.
Friday	Feb. 22	vs. Washington%	6 p.m.
Saturday	Feb. 23	vs. Oklahoma%	12:30 p.m.
Sunday	Feb. 24	vs. Nebraska%	Noon
Sunday	Feb. 24	vs. Stanford%	2:30 p.m.
Friday	March 1	SOUTHERN MISS#	12:15 p.m.
Friday	March 1	TROY#	2:30 p.m.
Saturday	March 2	APPALACHIAN STATE#	12:15 p.m.
Saturday	March 2	TBA (Tournament Play)#	2:30 p.m./4:30 p.m.
Sunday	March 3	TBA (Consolation/Championship)#	9 a.m./11:15 a.m.
Tuesday	March 5	PRESBYTERIAN	6 p.m.
Saturday	March 9	at NC State! (ESPN3)	1 p.m.
Saturday	March 9	at NC State! (ESPN3)	3 p.m.
Sunday	March 10	at NC State!	Noon
Tuesday	March 12	FIU	5 p.m.
Tuesday	March 12	FIU	7 p.m.
Wednesday	March 13	TENNESSEE STATE	6 p.m.
Friday	March 15	MINNESOTA@	6 p.m.
Saturday	March 16	GEORGIA SOUTHERN@	4 p.m.
Sunday	March 17	MINNESOTA@	Noon
Sunday	March 17	GEORGIA SOUTHERN@	2 p.m.
Tuesday	March 19	at Auburn	6 p.m.
Saturday	March 23	NORTH CAROLINA! (ESPN3)	1 p.m.
Saturday	March 23	NORTH CAROLINA!	3 p.m.
Sunday	March 24	NORTH CAROLINA!	Noon
Wednesday	March 27	at Florida	6 p.m.
Saturday	March 30	at Maryland!	1 p.m.
Saturday	March 30	at Maryland!	3 p.m.
Sunday	March 31	at Maryland!	1 p.m.
Wednesday	April 3	LSU	5 p.m.
Wednesday	April 3	LSU	7 p.m.
Saturday	April 6	BOSTON COLLEGE! (ESPN3)	1 p.m.
Saturday	April 6	BOSTON COLLEGE! (ESPN3)	3 p.m.
Sunday	April 7	BOSTON COLLEGE!	Noon
Wednesday	April 10	at South Alabama	6 p.m.
Sunday	April 14	VIRGINIA!	1 p.m.
Sunday	April 14	VIRGINIA!	3 p.m.
Monday	April 15	VIRGINIA!\$	7 p.m.
Wednesday	April 17	FLORIDA (ESPN3)	6 p.m.
Saturday	April 20	at Virginia Tech!\$	Noon
Saturday	April 20	at Virginia Tech!	2 p.m.
Sunday	April 21	at Virginia Tech!	1 p.m.
Saturday	April 27	at Georgia Tech! (ESPN3)	1 p.m.
Saturday	April 27	at Georgia Tech! (ESPN3)	3 p.m.
Sunday	April 28	at Georgia Tech! (ESPN3)	1 p.m.
Thursday	May 9	ACC Championship Quarterfinals (Tallahassee, Fla.)	TBA
Friday	May 10	ACC Championship Semifinals (Tallahassee, Fla.)	TBA
Saturday	May 11	ACC Championship Game (Tallahassee, Fla.)&	6 p.m.

\* Panhandle Invitational  
# Renegade Classic

^ Unconquered Invitational  
! Conference Game

% Mary Nutter Collegiate Classic (Palm Springs, Calif.)  
@ Sunshine Classic

\$ESPNU  
&ESPN2