

FLORIDA STATE

S O C C E R



2022 SCHEDULE

Aug. 18 South Carolina
 Aug. 21 Georgia
 Aug. 25 Auburn
 Sept. 4 Florida
 Sept. 8 Florida Gulf Coast

Sept. 11 Rice
 Sept. 16 Boston College*
 Sept. 22 Louisville*
 Sept. 25 Clemson*
 Oct. 1 Miami*



Oct. 6 Virginia*
 Oct. 9 Notre Dame*
 Oct. 13 Duke*
 Oct. 20 North Carolina*
 Oct. 23 Pittsburgh*

Oct. 27 Virginia Tech*
 Oct. 30 ACC Tournament
 (Campus Sites)
 Nov. 3-6 ACC Tournament
 (Cary, NC)

Home Away *ACC Game All dates are subject to change.

★ ★ ★
 2014 2018 2021
NATIONAL CHAMPIONS



For game times and ticket information please scan QR code or visit Seminoles.com



TABLE OF CONTENTS



**FLORIDA STATE SOCCER: A TRADITION OF EXCELLENCE
2021 NATIONAL CHAMPIONS**

Table of Contents..... 1

FSU SOCCER

2022 Schedule 2

A Tradition of Excellence 3

ACC Powerhouse 4

Playing on the Biggest Stage 5

2014 National Championship 6

2018 National Championship 8

2021 National Championship 10

All-Americans 12

Noles in the Pros 14

International Success..... 15

Academic Success 16

The Plex..... 17

In the Spotlight 19

By the Numbers 20

Nike 21

The Seminole Tribe of Florida..... 22

COACHING STAFF

Head Coach Brian Pensky 23

Assistant Coach Bobby Shuttleworth 26

Assistant Coach Aaron Brunner..... 27

Support Staff 28

2022 Roster 29

2022 Photo Roster 30

Quick Facts..... 31

2021 REVIEW

2021 Season In Review 32

2021 Final Stats 34

OPPONENTS

All-Time Opponent Series Records..... 35

THE RECORD BOOK

Florida State Record Book 39

National Award Winners..... 46

Honors & Awards 48

First Team All-Americans..... 54

Seminole Streaks 58

Scoring Records & Rankings 96

National Rankings..... 60

Endowed Scholarships 63

All-Time Letterwinners 64

All-Time Career Player Stats..... 65

Season Recaps (1995-2021)..... 69

NCAA Tournament History..... 83

MEDIA INFORMATION

Florida State Media Information..... 94







University Administration 95

Athletic Administration..... 96

ALMANAC CREDITS

The 2022 Seminole Almanac is a publication of the Florida State University Sports Information Office. Written and edited by Bret Clein. page template designed by Bret Clein. Page layout designed by Bret Clein. Featured Photographers: Jeff Romance, Colin Abbey, Perrone Ford, Phil Kelly, Ryals Lee, Maury Neipris, Larry Novey, Ross Dbley and Shane Lardinois. Contributing Photographers: Don Feria - isiphotos, isiphotos, U.S. Soccer, and the ACC.

2022 FLORIDA STATE SOCCER SCHEDULE

| | | | |
|---|---|--------------|-----------------|
|  | SOUTH CAROLINA COLUMBIA, S.C. | AUGUST 18 | 7:00 PM |
|  | GEORGIA ATHENS, GA. | AUGUST 21 | 1:00 PM |
|  | AUBURN TALLHASSEE, FLA. | AUGUST 25 | 6:00 PM |
|  | FLORIDA GAINESVILLE, FLA. | SEPTEMBER 4 | 5:00 PM |
|  | FGCU TALLHASSEE, FLA. | SEPTEMBER 8 | 7:00 PM |
|  | RICE HOUSTON, TEXAS | SEPTEMBER 11 | 1:00 PM |
|  | BOSTON COLLEGE CHESTNUT HILL, MASS. | SEPTEMBER 18 | 4:00 PM |
|  | LOUISVILLE TALLHASSEE, FLA. | SEPTEMBER 22 | 7:00 PM |
|  | CLEMSON TALLHASSEE, FLA. | SEPTEMBER 25 | 1:00 PM |
|  | MIAMI CORAL GABLES, FLA. | OCTOBER 1 | 6:00 PM |
|  | VIRGINIA CHARLOTTESVILLE, VA. | OCTOBER 6 | 8:00 PM |
|  | NOTRE DAME NOTRE DAME, IND. | OCTOBER 9 | 12:00 PM |
|  | DUKE TALLHASSEE, FLA. | OCTOBER 13 | 6:00 PM |
|  | NORTH CAROLINA TALLHASSEE, FLA. | OCTOBER 20 | 8:00 PM |
|  | PITTSBURGH PITTSBURGH, PA. | OCTOBER 23 | 1:00 PM |
|  | VIRGINIA TECH TALLHASSEE, FLA. | OCTOBER 27 | 7:00 PM |



Since 2000 Florida State has made **22** straight NCAA Tournaments, advancing to the quarterfinals in **15** of the last **16** seasons.

In the programs 27 year existence, the Seminoles have won **3** National Championships, **4** ACC regular season titles, **9** ACC Tournament titles and have made **12** College Cups.

FSU holds a **72-18-5** record in the postseason.



A TRADITION OF EXCELLENCE



Florida State has played for an ACC Championship **13** times, the second-most all-time.

Florida State captured its first ACC Tournament Title in 2011 and since has captured **9** in the last **12** years. The Seminoles have also won **4** ACC regular season titles.

Over the last **22** seasons, only one other school in the ACC has more overall wins than FSU.

Florida State is **1** of **5** ACC schools to claim a league title.



A crowd of **12,512** was on hand to witness Florida State's thrilling 1-0 victory over North Carolina in the 2018 National Championship Game.

The Seminole Soccer Complex is filled with energy unlike any other facility in the country. Stadium capacity has been exceeded **31** times since 2000, including a facility record **4,582** people on hand in 2006 when Florida State defeated Florida.

The Seminoles have been amongst the nations leaders in attendance for **19** consecutive years. More than **10,000** fans have entered the Seminole Soccer Complex **14** out of the last **20** seasons, including **23,944** in 2018

POWERHOUSE



PLAYING ON THE BIGGEST STAGE





In **2014**, the Seminoles earned the program's first National Championship with a **1-0** win over Virginia in Boca Raton, Fla.

Florida State secured the win on the games only goal in the **83rd** minutes from Jamia Fields.



The **2018** National Championship marked the Seminoles **2nd** National Championship in **5** years.

Dallas Dorosy's goal in the **60th** was the games only goal as Florida State defeated North Carolina **1-0** in front of **12,512** fans





In **2021**, the Seminoles earned the program's third National Championship with a **4-3** win in PKs over BYU in Santa Clara, Calif.

Florida State secured the win in PKs after Cristina Roque came up with **2** saves

62

ALL-AMERICAN HONORS EARNED BY

30

DIFFERENT STUDENT ATHLETES



TIFFANY McCARTY



SELIN KURALAY



DAGNY BRYNJARSDOTTIR



DEYNA CASTELLANOS



EMILY MADRIL

ALL-AMERICANS



INDIA TROTTER



MAMI YAMAGUCHI



BECKY EDWARDS



TONI PRESSLEY




CHEYNA WILLIAMS



MEGAN CONNOLLY



CASSI MILLER



MALTA BERKELY



JAELIN HOWELL

NOLES IN THE PROS



Below is a list of past Seminole student-athletes who have gone on to play professionally either in the United States or Internationally dating back to 2005

Olivia Bergau - Throttur Reykjavik FC (Iceland)
 Malia Berkely - North Carolina Courage
 Tiana Brockway - UMF Selfoss (Iceland)
 Dagny Brynjarsdottir - West Ham United (England)
 Gabby Carle - Kristianstads DFF (Sweden)
 Janice Cayman - Olympique Lyonnais (France)
 Megan Campbell - Liverpool (England)
 Deyna Castellanos - Manchester City (England)
 Megan Connolly - Brighton & Hove Albion (England)
 Amanda Da Costa - Boston Breakers
 Dallas Dorosy - IF Limhamn Bunkeflo (Sweden)
 Becky Edwards - Orlando Pride
 Jamia Fields - Washington Spirit
 Katya Gokhman - Ryazan VDV (Russia)
 Kristin Grubka - Sky Blue FC
 Michaela Hahn - Houston Dash

Jaelin Howell - Racing Louisville FC
 Tori Huster - Washington Spirit
 Iraia Iturregi - Athletic Bilbao (Spain)
 Ines Jaurena - FCF Juvisy (France)
 Kassey Kallman - Boston Breakers
 Emma Koivisto - Brighton & Hove Albion (England)
 Natalia Kuikka - Portland Thorns
 Selin Kuralay - Melbourne Victory (Australia)
 Tiffany McCarty - Washington Spirit
 Kristen McFarland - Sc Heerenveen (Netherlands)
 Cassie Miller - Chicago Red Stars
 Gianna Mitchell - Nottingham Forest FC (England)
 Viola Odebrecht - VfL Wolfsburg (Germany)
 Carson Pickett - North Carolina Courage
 Toni Pressley - Orlando Pride
 Katrin Schmidt - FC Rosengard (Sweden)
 Casey Short - Chicago Red Stars
 Ella Stephan - Glasgow City (England)
 Erika Sutton - Boston Breakers
 Sanna Talonen - Kif Orebro Dff (Sweden)

Kaycie Tillman - Psy Eindhoven (Netherlands)
 Berglind Thorvaldsdottir - Brann (Norway)
 India Trotter - Carolina Elite Cobras
 Taylor Vancil - Chicago Red Stars
 Kirsten Van De Ven - Fc Rosengard (Sweden)
 Sarah Wagenfuhr - St. Louis Athletica
 Cheyna Williams - Racing Louisville FC
 Kelsey Wys - UMF Selfoss (Iceland)
 Mami Yamaguchi - Okayama Yunogo (Japan)



INTERNATIONAL SUCCESS

FLORIDA STATE WOMEN'S SOCCER

UNITED STATES

| | | | | | |
|---------------------------|-------------------|--------------|---------------------------|-----------------|---------------------------|
| FULL NATIONAL TEAM | AMANDA DACOSTA | 2007-2010 | U-20 NATIONAL TEAM | SARAH WAGENFUHR | 2005-2008 |
| JAELIN HOWELL | BECKY EDWARDS | 2006-2009 | NICKOLETTE DRIESSE | | |
| TORI HUSTER | KRISTIN GRUBKA | 2011-2014 | LAUREN FLYNN | 2013-2014 | |
| CARSON PICKETT | MICHAELA HAHN | 2012-2015 | MIA JUSTUS | 2020-PRESENT | U-19 NATIONAL TEAM |
| CASEY SHORT | KASSEY KALLMAN | 2010-2013 | JULIE LANCOS | 2021-PRESENT | BROOKE BOLLINGER |
| INDIA TROTTER | EMILY MADRIL | 2017-2021 | CASSIE MILLER | 2008 | TAYLOR HALLMON |
| | TIFFANY MCCARTY | 2008-2012 | ADRIENNE RICHARDSON | 2013-2017 | |
| U-23 NATIONAL TEAM | JENNA NIGHSWONGER | 2019-PRESENT | JULIA SCHNUGG | 2017 | U-17 NATIONAL TEAM |
| MALIA BERKELY | TONI PRESSLEY | 2008-2011 | KAYCIE TILLMAN | 2003-2004 | MARISSA KAZBOUR |
| KIRSTEN CROWLEY | CHEYNA WILLIAMS | 2014-2015 | LAUREN SWITZER | 2015-2018 | TAYLOR VANCIL |
| | | | | 2007-2009 | KELSEY WYS |

AUSTRALIA

| | | |
|---------------|-----------|-----------|
| KAHLIA HOGG | 2012-2013 | U-21 |
| SELIN KURALAY | 2005-2006 | FULL TEAM |

BELGIUM

| | | |
|---------------|-----------|-----------|
| JANICE CAYMAN | 2010-2011 | FULL TEAM |
|---------------|-----------|-----------|

BERMUDA

| | | |
|------------------|--------------|------|
| LEILANNI NESBETH | 2019-PRESENT | U-17 |
|------------------|--------------|------|

CANADA

| | | |
|-----------------|-----------|-----------|
| GABRIELLE CARLE | 2017-2021 | FULL TEAM |
| ERIN MCNULTY | 2007-2009 | FULL TEAM |

CHINA

| | | |
|------------|--------------|-----------|
| YUJIE ZHAO | 2018-PRESENT | FULL TEAM |
|------------|--------------|-----------|

COSTA RICA

| | | |
|---------------------|-----------|-----------|
| GLORIANA VILLALOBOS | 2017-2019 | FULL TEAM |
|---------------------|-----------|-----------|

ENGLAND

| | | |
|--------------|--------------|------|
| EMMA BISSELL | 2021-PRESENT | U-21 |
| ANNA PATTEN | 2017-2018 | U-20 |

FINLAND

| | | |
|----------------|-----------|-----------|
| EMMA KOIVISTO | 2014-2017 | FULL TEAM |
| HEIDI KOLLANEN | 2016-2017 | FULL TEAM |
| NATALIA KUIKKA | 2015-2018 | FULL TEAM |
| SANNA TALONEN | 2007-2008 | FULL TEAM |

FRANCE

| | | |
|-----------------|-----------|-----------|
| INES JAURENA | 2009-2012 | FULL TEAM |
| NORA KERVROEDAN | 2012-2013 | U-19 |

GERMANY

| | | |
|-----------------|-----------|-----------|
| VIOLA ODEBRECHT | 2005 | FULL TEAM |
| ISABELLA SCHMID | 2012-2015 | U-20 |
| KATRIN SCHMIDT | 2005-2008 | U-20 |

ICELAND

| | | |
|-------------------------|-----------|-----------|
| DAGNY BRYNJARSDOTTIR | 2011-2014 | FULL TEAM |
| ELIN METTA JENSEN | 2015-2016 | FULL TEAM |
| BERGLIND THORVALDSOTTIR | 2013-2015 | FULL TEAM |

JAMAICA

| | | |
|-----------------|--------------|-----------|
| JODY BROWN | 2020-PRESENT | FULL TEAM |
| CHEYNA MATTHEWS | 2014-2015 | FULL TEAM |

JAPAN

| | | |
|----------------|--------------|-----------|
| RAN IWAI | 2020-PRESENT | U-20 |
| YO TACHIBANA | 2016 | U-17 |
| MAMI YAMAGUCHI | 2005-2007 | FULL TEAM |

NETHERLANDS

| | | |
|--------------------|-----------|-----------|
| KIRSTIN VAN DE VEN | 2005-2007 | FULL TEAM |
|--------------------|-----------|-----------|

PORTUGAL

| | | |
|----------------|--------------|-----------|
| MARIA ALAGOA | 2021-PRESENT | U-17 |
| AMANDA DACOSTA | 2007-2010 | FULL TEAM |

PUERTO RICO

| | | |
|----------------|--------------|------|
| CRISTINA ROQUE | 2020-PRESENT | FULL |
|----------------|--------------|------|

REPUBLIC OF IRELAND

| | | |
|----------------|--------------|-----------|
| MEGAN CAMPBELL | 2013-2015 | FULL TEAM |
| MEGAN CONNOLLY | 2015-2018 | FULL TEAM |
| HEATHER PAYNE | 2019-PRESENT | FULL TEAM |

RUSSIA

| | | |
|---------------|-----------|-----------|
| KATYA GOKHMAN | 2010-2011 | FULL TEAM |
|---------------|-----------|-----------|

SPAIN

| | | |
|----------------|------|-----------|
| IRAIA ITURREGI | 2006 | FULL TEAM |
|----------------|------|-----------|

SWEDEN

| | | |
|--------------|--------------|------|
| BEATA OLSSON | 2021-PRESENT | U-23 |
|--------------|--------------|------|

VENEZUELA

| | | |
|-------------------|-----------|-----------|
| DEYNA CASTELLANOS | 2016-2019 | FULL TEAM |
|-------------------|-----------|-----------|

*YEARS LISTED INDICATE TIME AT FLORIDA STATE



ACADEMIC SUCCESS

- 339** ACC Academic Honor Roll
- 104** ACC All-Academic Team
- 3** ACC Post Grad Scholars
- 4** ACC Scholar Athletes of the Year
- 1** Elite 89 Winner
- 3** Elite 90 Winner
- 2** United Soccer Coaches/NSCAA Scholar Athlete of the Year



THE PLEX

TOP-10 ATTENDANCES

| Rank | Date | Opponent | Score | Attendance |
|------|------------|----------------|--------|------------|
| 1. | 9/8/2006 | Florida | W, 1-0 | 4,582 |
| 2. | 9/5/2014 | Florida | L, 1-2 | 3,569 |
| 3. | 9/7/2018 | Florida | W, 1-0 | 3,379 |
| 4. | 9/6/2019 | Florida | W, 2-1 | 3,154 |
| 5. | 9/14/2018 | North Carolina | L, 1-0 | 3,146 |
| 6. | 9/2/2021 | Florida | W, 5-2 | 2,552 |
| 7. | 10/28/2021 | Virginia | T, 1-1 | 2,388 |
| 8. | 9/13/2012 | Duke | W, 1-0 | 2,300 |
| 9. | 8/31/2012 | Florida | W, 1-0 | 2,243 |
| 10. | 11/23/2018 | Penn State | W, 1-0 | *2,209 |



Over the last **3** season, Florida State has played in **38** televised games.



IN THE SPOTLIGHT

Entering their **25th** season at the Seminole Soccer Complex, Florida State holds a **332-37-15 (.843)** record at home.

Florida State is **52-2 (.963)** at home during the post season.

Over the last **11** seasons, the Seminoles have played in front of an above capacity crowd **18** times.



BY THE NUMBERS

15

ELITE 8 APPEARANCES
SINCE 2005 (MOST IN THE NATION)

19

TOP FOUR FINISHES
IN THE ACC SINCE 2005

18.3

AVERAGE NUMBER
OF WINS DATING BACK TO 2005

15

FSU HAS FINISHED RANKED
IN THE TOP-10 15 OF THE LAST 17 SEASONS

12

COLLEGE CUP APPEARANCES
MOST NATIONALLY SINCE 2003

22

CONSECUTIVE
WINNING SEASONS

48

ALL-ACC
1ST TEAM SELECTIONS

40

ALL-ACC
FRESHMAN TEAM SELECTIONS

78.4

NCAA TOURNAMENT
WINNING PERCENTAGE (2ND HIGHEST ALL-TIME)



NIKE



VISION

As Florida State University leads and embraces the future –entering new markets, connecting with new students, faculty and staff, and expanding its presence –it is essential that the Florida State Athletics brand grows with the university. The objective of this exercise is to make sure that the brand is consistent across all applications and captures new audiences in an authentic and meaningful way. The Seminole Tribe of Florida was consulted through the brand development process and approved all modifications of these beloved symbols.

THE FLORIDA STATE UNIVERSITY ATHLETICS BRAND

What are the elements that make up our Brand Identity? The words you choose. The type you use. The colors, graphics, and imagery you display. A unique and iconic primary logo. The way you position and apply the primary logo. These are the key building blocks that help tell the Florida State story and shape people's perception of Florida State University.

Perfection is in the details. Underlying all Florida State brand expressions is a detailed, well-ordered system of visual assets. This unified system defines the Florida State experience.

EVOLUTION NOT REVOLUTION

At first glance, the new Florida State Brand Identity System may look revolutionary. It's bold and intriguing. It's designed to serve as an evolution of an already iconic identity and position the brand for the future.

BRAND ATTRIBUTES

Brand Attributes are a set of characteristics that represent the essence of the Florida State brand. These attributes identify personality traits and serve as a filter for all of the components of the identity system. When you experience the Florida State brand, we want you to be reminded of:

**RESPECT | INTEGRITY |
STRENGTH | PRIDE
CHARACTER | FIGHT | PASSION |
LEADERSHIP
FAMILY | TRADITION**

PRIMARY IDENTITY – THE SEMINOLE LOGO

The Seminole logo is indisputably iconic and unique to Florida State Athletics. It signals a consistent foundation –honoring the brand equity that has been built across decades of competition while creating distinction and reinforcing the brand for the next generation. The mark is strong, youthful and bold paying off the true attributes of a Seminole Warrior. It purposefully incorporates the Florida State color palette, and with the head held high it expresses our position with purpose and conviction.

The Seminole logo is the primary representation of the brand and is used as the main identifying device for athletics. Reinforcement of the primary identity will build equity in Florida State Athletics. In primary or secondary colors, the Seminole logo works well across all media. With a flexible approach to palettes and logo staging, the Seminole logo now comes alive with renewed spark and energy.



SEMINOLE PATTERN

In the early 1900s, a new decorative technique was developed by Seminole women, now commonly known as patchwork. Early patterns included blocks and bars of alternating color with occasional sawtooth designs that were sewn directly into garments. Patchwork was rapidly adopted as a standard means of embellishing the Seminoles' traditionally vibrant clothing. These authentic and meaningful patterns live on through today's Seminole natives, and are now an official element of the performance apparel palette for Florida State Athletics.

FSU and Nike were determined to incorporate meaningful symbolism into their uniforms and designers included Seminole lore in each element. The Seminole symbols for Fire, Arrow and Man on Horse (top to bottom, repeating) were the inspiration for this unique pattern.

FSU LOGO

The FSU Logo is a stylistic ligature. At the origin of typographical ligatures is the simple running together of letters in manuscripts. In writing and typography, a typographic ligature occurs where two or more letters are joined as a single glyph.

The FSU Logo was created from the custom unconquered alphabet. It works closely in support of the primary identity to represent Seminole Athletics. This type-based mark gives the identity flexibility while staying consistent with the main look and feel.



SEMINOLE SPEAR

Perhaps the most spectacular tradition in all of college football occurs in Doak Campbell Stadium when a student portraying the famous Seminole leader, Osceola, charges down the field riding an Appaloosa horse named Renegade and plants a flaming spear at midfield to begin every home game. Together, Osceola and Renegade highlight a pre-game ritual, considered to be one of the most popular in the nation.

Florida State's trademark helmet with the Seminole spear is well known throughout all of college football. This design was first introduced during Bobby Bowden's first year as head coach in 1976. Prior to that season, FSU had used a variety of different helmets ranging from gold with a garnet FSU, solid gold with garnet and white striping, an image of the state of Florida with STATE running down it, and various others. The refined spear now reflects the same visual language as the other elements of the identity system.

THE SEMINOLE TRIBE OF FLORIDA THE UNCONQUERED PEOPLE

By Barry Ray, FSU Office of News and Public Affairs

As a people, few have prevailed over more trying circumstances than the Seminole Indians of Florida. Over the course of almost two centuries, Florida's Seminoles endured three wars with the U.S. government, resisted numerous efforts to relocate them to federal reservations in the West, and ultimately made their home in one of the world's most inhospitable environments, the Florida Everglades. That they have not only survived, but thrived – all the while maintaining their fierce independence and rich culture – is a tribute to their courage and perseverance. This is their story.

Long before European explorers ever visited the area now known as Florida, native peoples had been living here for thousands of years. In fact, as many as 100,000 members of four Indian nations – the Apalachee, the Tequesta, the Timucua and the Calusa – were living in highly organized settlements throughout the peninsula when the Spanish first arrived in 1513.

The native peoples' lack of resistance to smallpox, yellow fever and other "European" diseases, as well as later slaving raids from the English colonies of Georgia and South Carolina, eventually decimated their numbers. By the mid-18th century, the Indian nations of Florida had ceased to exist.

In their place, groups of Indians from a confederation of tribes collectively referred to as the Lower Creeks began moving into Florida from Alabama and Georgia. They had been pushed out of their former homes by the encroachment of white settlers, as well as by conflicts with other tribes. It was around this time that the name "Seminoles" first appeared; there are several possible explanations as to its origins.

When the first English speakers began arriving in Florida in 1763, they found many Creeks living as yat'siminoli, or "free people," across the northern part of the Florida peninsula. ("Yat'siminoli" was a term used in the Mikisúki, or Miccosukee, language, which still is spoken today.) The settlers may have simply ignored the Indians' separate tribal affiliations and called them all Seminolies, or Seminoles.

Others believe that the Seminole name comes from the Spanish word cimarron, meaning "wild men" or "unconquered." The Indians may have been given this name because they had escaped from slavery in the English-controlled colonies to the north.

With the end of the American Revolutionary War in 1784, English-speaking settlers began moving southward in ever greater numbers, buying or seizing land from the native inhabitants. By 1813, some of the Creek tribes in Alabama rose up against the white settlers and the Indian tribes that supported them. This conflict, known as the Creek War of 1813-14, proved disastrous to all of the tribes. U.S. troops led by Gen. Andrew Jackson crushed the uprising and forced a treaty on the Creeks that took more than 2 million acres of land from them. Several thousand Creek warriors and their families migrated south into Spanish Florida, where they and the Seminoles increased their resistance to white settlement.

In 1814, such conflicts escalated into the first of three Seminole wars. Over the next four years, Jackson illegally entered Spanish Florida numerous times to burn Seminole villages and kill resistance leaders.

With the end of the First Seminole War in 1818, many Indians moved further into Florida. By 1820, the year before Spanish Florida became a U.S. territory, there were at least 5,000 Seminoles, Creeks and Mikisúki people living here. However, a series of federal treaties failed to protect their rights and, in 1835, war broke out again.

The Second Seminole War (1835-42) proved to be the longest, most costly, and the last of the U.S. wars of Indian removal fought east of the Mississippi River. It also would be the first guerilla-style war faced by U.S. troops. Led by the fierce warrior Osceola, the Seminoles were aided by runaway slaves, who received protection from their allies in return for a portion of the agricultural staples that they grew. These so-called "Black Seminoles" also had a reputation as fierce

THE SYMBOL: SEMINOLES

Florida State would play two games in 1947 before students demanded the school acquire a symbol. While details conflict, most believe the account of a poll of the student body is accurate. The Florida Flambeau reported that Seminoles had won by 110 votes over Statesmen. The rest of the top contenders (in order) were Rebels, Tarpons, Fighting Warriors and Crackers.

In the 1950s, a pair of students dressed in Native American costumes and joined the cheerleaders on the field which eventually evolved into the majestic symbol of Osceola and Renegade that FSU now enjoys. Today, the Seminole Indian Tribe participates in many campus activities.

Florida State University is proud of its longstanding cooperative relationship with the Seminole Tribe of Florida. The Seminole people have suffered many hardships and injustices, but they have remained brave, dignified and proud. The Seminoles are unconquered. They symbolize what we hope will be the traits of all of our graduates, including our student-athletes.



fighters, and were equally determined to preserve their freedom.

The fighting ended in a stalemate in 1842, and an uneasy peace lasted for 14 years. In 1856, however, Seminole leader Billy Bowlegs and his followers were provoked by U.S. soldiers. They retaliated, and the ensuing series of skirmishes became known as the Third Seminole War (1856-58).

When U.S. troops once more withdrew – again with no treaty or victory – the Seminole Wars finally ended. All told, more than 3,000 Seminoles had been forcibly removed from Florida to the Western territories of Arkansas and Oklahoma. As few as 300 remained in Florida, and they took refuge within the dense swamps of the Everglades. However, their place in history was assured as the only American Indian tribe never to have signed a peace treaty with the U.S. government.

From the 1920s onward, as the development boom exploded in South Florida, the Seminoles lost more and more of their hunting lands to tourists and settlers. They became agricultural workers in the vegetable fields of South Florida, and also ran tourist attractions, wearing their colorful patchwork clothing, producing souvenirs and wrestling alligators.

On Aug. 21, 1957, the Seminole Tribe of Florida was established through a majority vote of Florida's Seminole Indians. This vote gave the Seminoles federal recognition as a self-governing tribe with a constitutional form of government. The Seminole Tribe of Florida now has almost 3,000 members living on five reservations across the peninsula at Hollywood, Big Cypress, Brighton, Immokalee and Tampa.

The Seminoles work hard to be economically independent. Tourism and gaming profits pay for infrastructure and schools on their reservations, while citrus groves, cattle agriculture, aircraft production, tobacco sales, land leases and aquaculture are other significant sources of revenue.

Having persevered through two centuries of adversity, the Seminole Indians of Florida have earned the right to call themselves "the unconquered people." Their indomitable spirit is one that Florida State University proudly seeks to emulate in all of its endeavors.

Brian PENSKY Head Coach 1st Season

Alma Mater: Emory University (1991)

Record at Tennessee: 118-58-25 (.649)

Record at Maryland: 67-53-20 (.550)

Collegiate Record: 185-11-45 (.609)

Florida State Vice President and Director of Athletics Michael Alford named Tennessee head coach Brian Pensky as FSU women's soccer head coach on April 26, 2022. Pensky, who led the Volunteers to the 2021 SEC Championship, and has won National, ACC and SEC Coach of the Year honors, will take over the Seminoles after coaching Tennessee for the last 10 years.

"Florida State's soccer program is regarded as one of if not the best in the country and rightfully so," said Pensky. "The opportunity to be a part of this great program with the remarkable tradition is an honor. What Mark (Krikorian) did here over the last 17 years is unparalleled in our game. Simply put, he has been the best in the business."

"But it is more than just the soccer program that attracted me. The status of the university as a top tier public institution academically is just as impressive as the athletic history. And, I have coached in the ACC and I know the strength of the league is second to none in the country.

"I take over the program with endless humility and understanding of the task at hand."

Tennessee's 2021 SEC Championship highlighted a season in which the Vols finished with a 20-3-0 record and advanced to the NCAA Round of 16. Pensky was named the SEC Coach of the Year following the season and the entire UT coaching staff was recognized as the Southeast Region Coaching Staff of the Year.

"After getting a great deal of input from our soccer student-athletes, we set out to attract the very best coach in the country to lead what has become the premier program in the country. I am very pleased to announce that in Brian Pensky we have found the person whose talent and drive match our consistently high expectations for FSU soccer.

"Coach Pensky is a proven winner both in the ACC which we consider the nation's best conference and the SEC. He has built programs and sustained consistent, high-level success

proving his abilities time and time again.

"I am excited about the future of our program under Coach Pensky and we welcome him and his family to Florida State."

After leading Tennessee to its second consecutive SEC Eastern Division championship in 2021, Pensky was selected as the SEC Coach of the Year. He then deftly guided Tennessee to its first SEC Tournament championship since 2008 and a trip to the NCAA Round of 16. The 2021 squad went undefeated in Regal Stadium, opening the season with seven straight shutouts to set a new single-season shutout record of 633:53 en route to a record of 20-3-0 for the program's first 20-win season. Redshirt sophomore Jaida Thomas and senior Wrenne French both received All-America honors, and newcomer Taylor Huff was named SEC Freshman of the Year. Senior Mackenzie George earned First Team All-SEC honors while redshirt-sophomore Thomas, Huff, and French were named Second Team All-SEC. Tennessee landed three on the SEC All-Freshman Team with Huff, Jordan Fusco, and Claire Rain each making the list. Following the season, UT's coaches were named Southeast Region Staff of the Year by United Soccer Coaches.

During the fall of 2020, Pensky guided Tennessee to an SEC East Title, going 4-1-1 in divisional play and 4-3-1 overall in conference play. In the spring, the Big Orange recorded four more wins, three of which were shutouts, to finish the season with an 8-6-1 record and mark the sixth-straight winning season. Newcomer Jaida Thomas was named to the 2020 SEC All-Freshman Team and junior Mackenzie George earned Second Team All-SEC honors.

In 2019, Pensky led UT to a 9-6-3 record overall. The Vols posted an 8-2 record at Regal Soccer Stadium that included shutout wins over SEC East rivals Florida, Georgia and Kentucky. Following the 2019 season, seniors Maya Neal and Katie Cousins became the fourth and fifth players in program history to earn four All-SEC honors with first and second-team accolades, respectively. MA Vignola was named also

a first-team all-conference selection after leading the team with nine goals and five assists. Goalkeeper Lindsey Romig was named to the SEC All-Freshman team, becoming the fifth Tennessee player to accomplish that feat in the past six years.

Pensky's Vols ascended to new heights in 2018, reaching the NCAA Quarterfinals for the first time in program history. Tennessee finished 16-3-3 overall, good for the program's highest winning percentage (.795) and fewest losses (3) in a single season. UT earned consensus top-10 status following the historic campaign, rounding out the year with a No. 6 ranking from TopDrawerSoccer.com, No. 7 from the United Soccer Coaches and No. 8 in the NCAA RPI.

Tennessee's stout defensive unit limited opponents to a program-best 15 goals on the season, while the Vols' 12 shutouts tied a Tennessee record that has stood since 2003. UT netted 44 goals on the offensive end, marking the first time Tennessee scored 40-plus goals in back-to-back seasons since 2002-03. Several Vols claimed individual postseason accolades, highlighted by Bunny Shaw (second team) and Katie Cousins (third team) earning All-America distinction from the United Soccer Coaches. Shaw, Cousins and Maya Neal were selected First Team All-Southeast Region, while MA Vignola took home a Second Team all-region nod.

Shaw headlined SEC postseason awards, becoming the second Tennessee player ever to be named SEC Offensive Player of the Year (Kylee Rossi, 2006-07). The forward from Spanish Town, Jamaica led the league with 0.87 goals per game, 2.13 points per game and seven game-winners. Shaw, Cousins and Neal each repeated as First Team All-SEC honorees, while Vignola and Erin Gilroy were voted Second Team All-SEC.

Pensky coached UT to a 15-4-2 record in 2017, returning to the NCAA tournament for the first time since 2012. The team scored 47 goals – the third-most in program history – and posted 10 shutouts. Following the campaign, Pensky was awarded a contract extension through the 2021 season.

Five players were named United Coaches All-Region and/or All-SEC following the 2017 season. Katie Cousins became the program's sixth All-American and second under Pensky's tenure with a third-team selection from the United Soccer Coaches. Michele Christy was tabbed CoSIDA Academic All-America with a 4.0 GPA in chemical engineering.

In 2016, Pensky helped the Vols return to the SEC Tournament after narrowly missing out in 2015. The Big Orange finished 5-5-1 in SEC play, earning the No. 7 seed in the conference tournament. Tennessee defeated Ole Miss, 2-0, in the first round of the SEC Tourney before being eliminated by No. 2 seed Auburn, 3-1, in the quarterfinals.

The Vols were strong once again defensively, posting eight shutouts and a 1.45 goals-against average for the season. Three players (Hannah Wilkinson, Rylie O'Keefe & Maya Neal) earned NSCAA All-South Region and All-SEC accolades. Wilkinson posted career highs with 11 goals, 10 assists and 32 points to move into second and third, respectively, on UT's career goals and points charts.

Pensky led the Vols to their fifth winning season in the past six years and 15th overall in 2015. Tennessee went

7-5-6 despite losing several key players to injury early in the season, including the team's active leader in goals and points, Hannah Wilkinson. UT went undefeated in non-conference play (4-0-3) and finished in a three-way tie for ninth in SEC play (3-5-3).

Redshirt-senior goalkeeper Julie Eckel capped off a great career by earning All-SEC first-team honors. She led the SEC with eight shutouts and became the Vols' career leader in saves (335) and save percentage (.817). The Cordova, Tenn., native also finished her career as the program's all-time leader among goalkeepers in games played (81), games started (79) and minutes played (7,411:14).

In 2014, Pensky led Tennessee on an impressive late-season surge with four-straight wins in a 10-day span (Oct. 26 – Nov. 5), advancing the Big Orange to the SEC Tournament semifinals for the eighth time in program history. Tennessee defeated No. 21 Missouri, 3-0, at home on Oct. 26 before Cheyenne Spade's 108th-minute goal in the regular-season finale at Ole Miss punched UT's ticket to the SEC Tournament. Tennessee rallied back from a 2-0 deficit in the first round of the SEC Tournament to defeat Alabama, 3-2. In the SEC Tournament quarterfinals, Tennessee played No. 8 Florida to a 1-1 tie and advanced on penalty kicks, 5-4. Hannah Wilkinson and Allie Sirna earned NSCAA All-Region and All-SEC Tournament honors and Carlyn Baldwin was named to the SEC All-Freshman Team.

Pensky led UT to its third-consecutive and 14th-overall winning season in 2013 with a record of 8-7-4. The team notched three wins over ranked opponents, including triumphs over eventual conference champions Texas A&M (SEC champion) and UCF (Conference USA champion). Strong leadership from the team's upperclassmen helped continue UT's tradition of excellence on the field, in the classroom and in the community. Senior forward Caroline Brown and junior back Allie Sirna garnered All-SEC honors and NSCAA Scholar All-Region accolades. Brown also earned Capital One Academic All-America second-team honors, making her the only two-time Academic All-American in UT history. In Pensky's first year at Tennessee, the squad went 14-5-3 and made its 10th appearance in the NCAA Tournament. UT also outperformed preseason league expectations, finishing third in the SEC after the team was picked 11th in the SEC Preseason Coaches' Poll in August. The team's 0.69 goals-against average set a new program record and the Lady Vols

MARYLAND HIGHLIGHTS

- » 2010 Soccer America National Coach of the Year
- » 2010 ACC Coach of the Year
- » Three NCAA Tournament appearances (2009-11)
- » Two Sweet 16 appearances (2009 & 2011)
- » Led Terps to No. 1 seed in 2010 NCAA Tournament
- » Led Maryland to 2011 ACC Championship Game

TENNESSEE HIGHLIGHTS

- » 2021 SEC Coach of the Year
- » 2021 SEC Tournament Champions
- » 2021 Southeast Region Staff of the Year
- » NCAA Tournament appearances in 2012, 2017, 2018 and 2021
- » Won back-to-back SEC Eastern Division titles in 2020 and 2021
- » Guided UT to first-ever NCAA quarterfinal in 2018
- » Six seasons of 10-plus wins (2012, 14, 16, 17, 18, 21)
- » SEC Tournament semifinal appearance in 2014
- » Led Vols to .500 or better record in all 10 seasons
- » Six All-America honors from three student-athletes
- » 25 United Coaches All-Region Selections
- » 29 All-SEC Selections

PENSKY YEAR-BY-YEAR

| | | |
|----------------------|-----------|--------------------------|
| 2005 | Maryland | 5-11-3 |
| 2006 | Maryland | 5-9-4 |
| 2007 | Maryland | 6-9-3 |
| 2008 | Maryland | 7-10-1 |
| 2009 | Maryland | 14-6-2 |
| 2010 | Maryland | 18-2-3 |
| 2011 | Maryland | 12-6-4 |
| | | 67-53-20 (.550) |
| 2012 | Tennessee | 14-5-3 |
| 2013 | Tennessee | 8-7-4 |
| 2014 | Tennessee | 10-10-2 |
| 2015 | Tennessee | 7-5-6 |
| 2016 | Tennessee | 11-9-1 |
| 2017 | Tennessee | 15-4-2 |
| 2018 | Tennessee | 16-3-3 |
| 2019 | Tennessee | 9-6-3 |
| 2020 | Tennessee | 8-6-1 |
| 2021 | Tennessee | 20-3-0 |
| | | 118-58-25 (.649) |
| CAREER RECORD | | 185-111-45 (.609) |

recorded 11 shutouts. UT also produced the longest shutout streak in school history with 533:22 of scoreless defense from Aug. 19 through Sept. 9. Tennessee finished at No. 18 in the final NCAA Women's Soccer RPI and the Lady Vols ranked 25th in the final Soccer America poll of 2012.

Sophomore forward and Pensky recruit Hannah Wilkinson was named a third-team NSCAA All-American and a first-team All-SEC selection in 2012. She became the fifth Lady Vol to be named an All-American (first, second or third team) and the fourth Lady Vol to garner NSCAA All-America honors.

Senior back Ali Hall was also an All-SEC and NSCAA All-South Region selection after leading one of the best defensive units in Tennessee soccer history. Pensky was named head soccer coach at the University of Tennessee on Jan. 26, 2012 by vice-chancellor and director of athletics Dave Hart. Pensky took the helm at Tennessee after seven years as the head coach of the women's soccer program at the University of Maryland.

In 2010, Maryland earned the No. 1 overall seed in the NCAA Tournament, and Pensky was named both National Coach of the Year by Soccer America and ACC Coach of the Year. He served as the head coach of the Maryland women's soccer team from 2005-11 and posted a 67-52-20 overall record. While at the helm in College Park, Pensky led the Terrapins to their most successful three-year run in program history, with a 44-14-9 record and a .724 win percentage over the last three seasons.

Pensky guided Maryland to NCAA Tournament appearances in each of the last three consecutive seasons, including Sweet 16 appearances in both 2009 and 2011.

Along with 2011 national champion Stanford and Florida State, Maryland was one of only three programs that finished ranked in the Top 11 from 2009-11 in the NSCAA Coaches Poll, finishing 10th in 2010 and 11th in both 2009 and 2011. In 2010, Pensky guided Maryland to its best season in program history with an 18-2-3 (.848) overall ledger and a school-record 7-2-1 mark in the ACC. Additionally, co-captain Caitlin McDowell earned the 2010 ACC Scholar-Athlete of the Year Award.

Playing in a highly competitive conference, Pensky guided the Terps to their second-ever ACC Championship match in 2011. The Terrapins advanced to the NCAA Sweet 16 with victories

over Auburn and La Salle in the NCAA Tournament before falling to Oklahoma State. Additionally, during Stanford's 25-0-1 national championship season in 2011, the lone blemish was a 0-0 tie against Maryland on Aug. 26, 2011.

From 2009-11, Maryland posted a 15-10-5 record in the ACC, the first time the Terps recorded three consecutive seasons of .500 or better in conference play in program history.

Under Pensky's reign, Maryland defeated five top-10 programs including the Terps' first-ever victories over the most storied program in college soccer history, North Carolina. The Terps defeated the 20-time NCAA Champions in 2010 and 2011.

The Terrapins had two players drafted by the Women's Professional Soccer (WPS) league: goalkeeper Mary Casey in 2010 by Los Angeles, and All-American forward Jasmyne Spencer in 2011 by Philadelphia. Spencer was twice a member of the MAC Hermann Trophy Watch List, awarded annually to the national player of the year. She also became the fifth Maryland player to earn All-ACC accolades three times.

Before guiding the women's team, Pensky served as an assistant coach with the Maryland men's program, helping those Terrapins to three consecutive College Cup berths (2002-04). Working with head coach Sasho Cirovski, Pensky helped the Terps to a 57-14-3 record (.791 win percentage). The men captured the ACC Tournament title in 2002 and regular-season crown in 2003. In 2004, CollegeSoccerNews.com named Pensky one of the top assistant coaches in the nation.

Prior to working under Cirovski for three seasons, where he was involved in all facets of the program, Pensky was an assistant at Loyola College in Maryland, where he helped the Greyhound women's team win the 2001 MAAC Conference Tournament and earn a bid to the NCAA Tournament in his one season with the program. He came to Loyola after spending three years as an assistant coach with the George Washington University women's soccer program. Pensky holds a bachelor's degree in economics from Emory University in Atlanta (class of 1991), as well as an "A" license from the United States Soccer Federation, an NSCAA Premier and NSCAA goalkeeping diploma.

Pensky and his wife, Abby, have three children – boy-girl twins Will and Alex and their youngest son, Ben.

PENSKY'S WINNING PERCENTAGE

| YEAR | SCHOOL | RECORD | WINNING % | NCAA |
|----------------|-----------|-------------------|--------------|-----------|
| 2021 | Tennessee | 20-3-0 | 0.870 | Sweet 16 |
| 2020 | Tennessee | 8-6-1 | 0.567 | N/A |
| 2019 | Tennessee | 9-6-3 | 0.583 | N/A |
| 2018 | Tennessee | 16-3-3 | 0.795 | Elite 8 |
| 2017 | Tennessee | 15-4-2 | 0.762 | 2nd Round |
| 2016 | Tennessee | 11-9-1 | 0.548 | N/A |
| 2015 | Tennessee | 7-5-6 | 0.556 | N/A |
| 2014 | Tennessee | 10-10-2 | 0.500 | N/A |
| 2013 | Tennessee | 8-7-4 | 0.526 | N/A |
| 2012 | Tennessee | 14-5-3 | 0.705 | 1st Round |
| 2011 | Maryland | 14-7-2 | 0.652 | Sweet 16 |
| 2010 | Maryland | 12-6-4 | 0.636 | 2nd Round |
| 2009 | Maryland | 18-2-3 | 0.848 | Sweet 16 |
| 2008 | Maryland | 14-6-2 | 0.692 | N/A |
| 2007 | Maryland | 7-10-1 | 0.417 | N/A |
| 2006 | Maryland | 6-9-3 | 0.417 | N/A |
| 2005 | Maryland | 5-9-4 | 0.389 | N/A |
| Totals: | | 185-111-45 | 0.609 | |



Bobby SHUTTLEWORTH

Assistant Coach 1st Season

Alma Mater: University of Buffalo (2008)

Bobby Shuttleworth comes to Florida State after finishing a 14-year career in the MLS and has been named an assistant soccer coach by head coach Brian Pensky. Shuttleworth started his MLS career in 2010 after playing collegiately at Buffalo. During his 14-year career he spent time with four different MLS clubs, most recently with Atlanta United in 2022.

Shuttleworth finished his career with 81 wins in 14 seasons and recorded 53 clean sheets during his time in the professional ranks. He capped off his career with a 67.2 save percentage and a 1.58 goals against average.

Shuttleworth started his career with the New England Revolution where he played eight seasons. He played in 127 matches with 124 starts and earned 46 wins during his time with New England. In 2014 the Revolution finished fifth in the league standings.

He then played two seasons with Minnesota United, a season with the Sacramento Republic and two seasons with the Chicago Fire before ending up in Atlanta for the 2022 season.

Shuttleworth's name is plastered all over the University of Buffalo's record book as he is first in career goals against average (.80) and third in career wins (21). He finished the 2008 season with a .63 GAA good for second best in school history and his .94 GAA in 2007 is good for 10th best in school history.



Aaron BRUNNER

Assistant Coach 1st Season

Alma Mater: University of New Hampshire (2000)

Aaron Brunner joins the Florida State coaching staff after serving as the ECNL Director and Director of Operations for Richmond United for the last 11 years. Brunner also works with the United States Women's Senior National Team as an opponent scout. Since 2015, he has worked with multiple youth national teams within the United States Soccer Federation. He served as the Talent ID Scout for the Women's Youth National Teams (u14, u15 and u17) from 2015 through 2018. During that time Brunner also served as the U.S. Soccer training Center Program Liaison for Virginia. He was also a player's scout for the u15 and u17 Women's National Team.

Prior to joining the Richmond United Strikers, Brunner spent nine years with Prince William SI. He started out on the Strikers full-time girls ECNL coaching staff, before serving as the Richmond United Director of ECNL Operations. He coached the Richmond United ECNL 2000 and 2003 Girls Teams, and he holds his USSF A License and National Youth License. Aaron was also the US Soccer Training Center Head Coach for Virginia, the main scout for the US Soccer Under-15 Women's National Team, the ECNL PDP National Director, and a US Club Soccer Coaching Education Instructor.

Prior to the Strikers, he was named the 2009 National Youth Coach of the Year, USYSA Region I Coach of the Year, and VYSA State Coach of the Year while at PWSI. He also coached for Seacoast United.

Brunner played at the University of New Hampshire and earned a BA in Psychology. He has a wife Kristin and their two children, Owen and Sophie.

SOCCER SUPPORT STAFF 2022 ROSTER



Jim Curry
Senior Associate Athletics
Directory/Sport Oversight



Scott Trulock
Director of Sports Medicine



Andrew Hudson
Volunteer Coach



Austin Phillips
Video Coordinator




Elisa Angeles
Director of Olympic Strength
and Conditioning



Frankie Grizzle-Malgrat
Equipment
Manager



Julie Querido
Associate Director of Facili-
ties and Events



Jerry Latimer
Associate Director of
Sports Medicine



Bret Clein
Soccer Sports
Information Director



Bailey DeHart
Assistant Director of Mar-
keting



Alora Sullivan
Athletic Trainer



Sara Buckley
Director of Operations

NUMERICAL ROSTER

| No. | Name | Pos. | Ht. | Yr. | Hometown/Last School |
|-----|-------------------|------|-----|------|---|
| 0 | Olivia Garcia | F | 5-7 | FR | Las Vegas, Nevada/Mother of Divine Grace School |
| 1 | Cristina Roque | GK | 5-7 | JR | Winter Garden, Fla./West Orange HS |
| 2 | Jenna Nighswonger | MF/F | 5-4 | SR | Huntington Beach, Calif/Huntington Beach HS |
| 5 | Summer Denigan | MF | 5-4 | FR | Union, Kentucky/Larry Ryle HS |
| 6 | Onyi Echegini | MF | 5-7 | SR | London, England/Mississippi State |
| 7 | Ran Iwai | MF | 5-3 | JR | Mitaka City, Tokyo, Japan/FutabaMiraiGakuen |
| 8 | Lauren Flynn | MF/F | 5-6 | JR | Arlington, Va./Yorktown HS |
| 9 | Beata Olsson | F | 5-5 | JR | Enkoping, Sweden/ Celsiusskolan Uppsala/Florida |
| 10 | Jody Brown | F | 5-4 | JR | St. Ann, Jamaica/ Montverde Academy |
| 12 | Heather Payne | MF/D | 5-7 | SR | Ballinasloe, Ireland/Ardcoil Mhuire Ballinasloe |
| 13 | Leilanni Nesbeth | MF/F | 5-4 | SR | St. David's, Bermuda/Bedes Senior School (UK) |
| 15 | Kaitlyn Zipay | MF | 5-7 | R-SO | Winter Springs, Fla./Oviedo HS |
| 16 | Sophia Nguyen | MF | 5-6 | FR | Pensacola, Fla./Pensacola HS |
| 17 | Emma Bissell | MF | 5-9 | SO | Chester, Cheshire, UK/The Catholic HighSchool, St. Bede's |
| 18 | Maria Alagoa | MF | 5-6 | SO | Viseu, Portugal/Escola Secundaria Alves Martins |
| 19 | Amelia Horton | F | 5-3 | SO | Olathe, Kan./Olathe Northwest |
| 20 | Heather Gilchrest | D | 5-8 | FR | Boulder, Colo./Fairview HS |
| 21 | Olivia Ledbaoui | F | 5-6 | FR | Panama City Beach, Fla./JR Arnold HS |
| 23 | Mia Justus | GK | 5-9 | SO | Lakewood, Ohio/IMG Academy |
| 26 | Clara Robbins | D | 5-7 | GR | Stafford, Va./Colonial Forge HS |
| 88 | Melina Descary | MF | 5-7 | FR | Quebec, Canada/College Francais Secondaire |

COACHING STAFF

Head Coach: Brian Penksy (1st Season) Emory (1991)
 Assistant Coach: Bobby Shuttleworth (1st Season) University of Buffalo (2008)
 Assistant Coach: Aaron Brunner (1st Season) University of New Hampshire (2000)
 Director of Operations: Sarah Buckley (1st Season)

ALPHABETICAL ROSTER

| No. | Name | Pos. | Ht. | Yr. | Hometown/Last School |
|-----|-------------------|------|-----|-----|---|
| 18 | Maria Alagoa | MF | 5-6 | FR | Viseu, Portugal/Escola Secundaria Alves Martins |
| 17 | Emma Bissell | MF | 5-9 | FR | Chester, Cheshire, UK/The Catholic HighSchool, St. Bede's |
| 10 | Jody Brown | F | 5-4 | SO | St. Ann, Jamaica/ Montverde Academy |
| 5 | Summer Denigan | MF | 5-4 | FR | Union, Kentucky/Larry Ryle HS |
| 88 | Melina Descary | MF | 5-7 | FR | Quebec, Canada/College Francais Secondaire |
| 6 | Onyi Echegini | MF | 5-7 | SR | London, England/Mississippi State |
| 8 | Lauren Flynn | MF/F | 5-6 | SO | Arlington, Va./Yorktown HS |
| 0 | Olivia Garcia | F | 5-7 | FR | Las Vegas, Nevada/Mother of Divine Grace School |
| 20 | Heather Gilchrest | D | 5-8 | FR | Boulder, Colo./Fairview HS |
| 19 | Amelia Horton | F | 5-3 | FR | Olathe, Kan./Olathe Northwest |
| 7 | Ran Iwai | MF | 5-3 | SO | Mitaka City, Tokyo, Japan/FutabaMiraiGakuen |
| 23 | Mia Justus | GK | 5-9 | FR | Lakewood, Ohio/IMG Academy |
| 21 | Olivia Ledbaoui | F | 5-6 | FR | Panama City Beach, Fla./JR Arnold HS |
| 13 | Leilanni Nesbeth | MF/F | 5-4 | JR | St. David's, Bermuda/Bedes Senior School (UK) |
| 16 | Sophia Nguyen | MF | 5-6 | FR | Pensacola, Fla./Pensacola HS |
| 2 | Jenna Nighswonger | MF/F | 5-4 | JR | Huntington Beach, Calif/Huntington Beach HS |
| 9 | Beata Olsson | F | 5-5 | SO | Enkoping, Sweden/ Celsiusskolan Uppsala/University of Florida |
| 12 | Heather Payne | MF/D | 5-7 | JR | Ballinasloe, Ireland/Ardcoil Mhuire Ballinasloe |
| 26 | Clara Robbins | D | 5-7 | GR | Stafford, Va./Colonial Forge HS |
| 1 | Cristina Roque | GK | 5-7 | SO | Winter Garden, Fla./West Orange HS |
| 15 | Kaitlyn Zipay | MF | 5-7 | SO | Winter Springs, Fla./Oviedo HS |

PRONUNCIATIONS

1 Cristina Roque
 6 Onyi Echegini
 7 Ran Iwai
 9 Beata Olsson
 13 Leilanni Nesbeth
 15 Kaitlyn Zipay

Row-kay
 Oh Knee Eh Cheh gee Knee
 ee-why
 Be-at-a
 Lay-lon-ee
 Zip-aye

16 Sophia Nguyen
 21 Olivia Ledbaoui
 88 Melina Descary

Win
 Leb Dow ee
 De Cary

SOCCER QUICK FACTS

0 **OLIVIA GARCIA**
FR | F | 5-7
LAS VEGAS, NEVADA

1 **CRISTINA ROQUE**
JR | GK | 5-7
WINTER GARDEN, FLORIDA

2 **JENNA NIGHSWONGER**
SR | MF | 5-4
HUNTINGTON BEACH, CALIFORNIA

5 **SUMMER DENIGAN**
FR | MF | 5-5
UNION, KENTUCKY

6 **OMYI ECHEGINI**
SR | MF | 5-8
LONDON, ENGLAND

7 **RAN IWAI**
JR | MF | 5-9
MITAKA CITY, TOKYO, JAPAN

8 **LAUREN FLYNN**
JR | D | 5-8
ARLINGTON, VIRGINIA

9 **BEATA OLSSON**
JR | F | 5-5
ENKOPING, SWEDEN

10 **JODY BROWN**
JR | F | 5-4
ST. ANN, JAMAICA

12 **HEATHER PAYNE**
SR | MF | 5-7
CASTLEPARK, IRELAND

13 **LEILANNI NESBETH**
SR | F | MF | 5-4
ST. DAVID'S, BERMUDA

15 **KAITLYN ZIPAY**
R-SO | F | 5-7
WINTER SPRINGS, FLORIDA

16 **SOPHIA NGUYEN**
FR | MF | 5-8
PENSACOLA, FLORIDA

17 **EMMA BISSELL**
SO | MF | 5-9
CHESTER, CHERSHIRE, UNITED KINGDOM

18 **MARIA ALAGOA**
SO | MF | 5-8
VISEU, PORTUGAL

19 **AMELIA HORTON**
SO | F | 5-3
OLATHE, KANSAS

20 **HEATHER GILCHREST**
FR | D | 5-8
BOULDER, COLORADO

21 **OLIVIA LEBDAQUI**
FR | F | 5-9
PANAMA CITY BEACH, FLORIDA

23 **MIA JUSTICE**
SO | GK | 5-9
LAKEWOOD, OHIO

26 **CLARA ROBBINS**
SR | D | 5-7
STAFFORD, VIRGINIA

88 **MELINA DESCARY**
FR | MF | 5-10
QUEBEC, CANADA

89 **BRIAN PENSKY**
HEAD COACH
1ST SEASON

90 **BOBBY SHUTTLEWORTH**
ASSISTANT COACH
1ST SEASON

91 **AARON BUNNER**
ASSISTANT COACH
1ST SEASON

SID INFORMATION

Soccer SID..... Bret Clein
 Fax Number..... (850) 644-3820
 Cell Phone..... (954) 802-4770
 Press Box Number..... (850) 645-3240
 Email Address..... bclein@fsu.edu
 Mailing Address..... Florida State Sports Information
 403 Stadium Drive West Room D0107
 Tallahassee, FL 32306

Athletic Website..... www.seminoles.com
 Soccer Twitter..... @FSUSoccer
 Instagram..... NoleSoccer
 Facebook..... www.facebook.com/FSUSoccer
 Conference Soccer SID..... Justin Wilson
 Email Address..... jwilson@theacc.org
 Conference Website..... www.theacc.com

UNIVERSITY INFORMATION

Location..... Tallahassee, Fla.
 Symbol..... Seminole
 Colors..... Garnet and Gold
 Enrollment..... 43,953
 President..... Richard McCullough
 Athletics Director..... Michaela Alford
 Senior Associate Athletic Director/Soccer Oversight..... Jim Curry
 Conference..... Atlantic Coast Conference
 National Affiliation (Division)..... Division I

SOCCER INFORMATION

Home Field/Capacity..... Seminole Soccer Complex/2,000
 Head Coach..... Brian Pensky
 Alma Mater..... St. Anselm College (1983)
 Record at Florida State..... 0-0-0 (1st Season)
 Career Coaching Record..... 185-111-45 (.609 win % in 17 Seasons)
 Assistant Coach..... Bobby Shuttleworth (1st Season)
 Assistant Coach..... Aaron Brunner (1st Season)
 Director of Soccer Operations..... Sarah Buckley (1st Season)
 Soccer Office Phone Number..... (850) 645-7205

TEAM INFORMATION

2021 Overall Record..... 22-1-2
 2021 Conference Record/Finish..... 7-1-2/2nd
 2021 ACC Tournament..... Champions
 Defeated Wake Forest 2-1
 Defeated Virginia 1-2

2021 NCAA Tournament..... National Champions
 Defeated South Alabama 3-0
 Defeated SMU 5-1
 Defeated Pepperdine 1-0
 Defeated Michigan 1-0
 Defeated Rutgers 1-0
 Defeated BYU 0-0 (4-3)

Letterwinners Returning/Lost..... 13/6
 Starters Returning/Lost..... 7/5
 All-Time School Record (Yrs)..... 422-158-50/710 (27)
 All-Time ACC Record (Yrs)..... 139-78-26/626 (27)
 All-Time NCAA Record (Yrs)..... 72-18-5/784 (22)

2022 SCHEDULE

| Date | Opponent | Location | Time |
|--------------|--------------------|----------------------|----------|
| August 18 | South Carolina | Columbia, S.C. | 7:00 PM |
| August 21 | Georgia | Athens, Ga. | 1:00 PM |
| August 25 | Auburn | Tallahassee, Fla. | 6:00 PM |
| September 4 | Florida | Gainesville, Fla. | 5:00 PM |
| September 8 | Florida Gulf Coast | Tallahassee, Fla. | 7:00 PM |
| September 11 | Rice | Houston, Texas | 1:00 PM |
| September 16 | Boston College* | Chestnut Hill, Mass. | 4:00 PM |
| September 22 | Louisville* | Tallahassee, Fla. | 7:00 PM |
| September 25 | Clemson* | Tallahassee, Fla. | 1:00 PM |
| October 1 | Miami* | Coral Gables, Fla. | 6:00 PM |
| October 6 | Virginia* | Charlottesville, Va. | 8:00 PM |
| October 9 | Notre Dame* | Notre Dame, Ind. | 12:00 PM |
| October 13 | Duke* | Tallahassee, Fla. | 6:00 PM |
| October 20 | North Carolina* | Tallahassee, Fla. | 8:00 PM |
| October 23 | Pittsburgh* | Pittsburgh, Pa. | 1:00 PM |
| October 27 | Virginia Tech* | Tallahassee, Fla. | 7:00 PM |

ACC Tournament

October 30..... Quarterfinals (Campus Sites)
 November 3-6..... Semifinals/Finals (Cary, N.C.)

* denotes ACC match; All Match Times EST

2021 FINAL TEAM STATS

| | |
|----------------------------|-------------|
| Goals..... | 66 (3rd) |
| Assists..... | 62 (6th) |
| Points..... | 194 (4th) |
| Saves per Game..... | 1.6 (336th) |
| Goals Against Average..... | 0.503 (3rd) |
| Shutouts..... | 14 (2nd) |
| Corner Kicks Per Game..... | 6.36 (36th) |

RETURNING STAT LEADERS

| | |
|-------------------------|------------------------|
| Goals..... | Beata Olsson (14) |
| | Clara Robbins (6) |
| | Maria Alagoa (5) |
| | Jody Brown (4) |
| | Jenna Nighswonger (3) |
| Assists..... | Jody Brown (10) |
| | Jenna Nighswonger (8) |
| | Clara Robbins (8) |
| | LeiLanni Nesbeth (3) |
| Points..... | Beata Olsson (29) |
| | Clara Robbins (20) |
| | Jody Brown (18) |
| | Jenna Nighswonger (14) |
| | Maria Alagoa (11) |
| Shots..... | Beata Olsson (55) |
| | Jenna Nighswonger (52) |
| | Clara Robbins (34) |
| | LeiLanni Nesbeth (29) |
| | Maria Alagoa (16) |
| Game-Winning Goals..... | Jody Brown (3) |
| | Maria Alagoa (3) |
| | Clara Robbins (3) |
| | Beata Olsson (3) |
| | Jenna Nighswonger (2) |

2021 SEASON IN REVIEW



2021 SEMINOLE SOCCER TEAM

SEMINOLE QUICK HITS

* Florida State earned a bid to the NCAA Tournament as a No. 1 national seed. It marked the 22nd consecutive appearance in the NCAA postseason for the Seminoles and their 17th straight time as a national seed in the NCAA Tournament. FSU is one of eight schools all-time at the Division I level to post a streak of 22 consecutive NCAA Tournament appearances, four of those schools are on active streaks, including three from the ACC, led by North Carolina's 40 straight from 1982-2021.

* Florida State is 72-17-15 in its last 94 games against teams in the ACC, including ACC Tournament and NCAA Tournament matches. The Seminoles have an impressive 17-2-3 record in their last 18 ACC Tournament matches, earning titles in 2013, 2014, 2015, 2016, 2018, 2020 and 2021.

* The 2021 Seminoles finished with 194 points on 66 goals and 62 assists. Defensively, FSU allowed a 0.50 goals-against average and 13 total goals. Florida State tallied 14 shutouts in its 25 matches, and the Noles had at least eight shutouts each year under head coach Mark Krikorian.

* Florida State finished second in the ACC with a 7-1-2 record but went on to win their eighth ACC Tournament Championship. The Noles were led offensively by sophomore Beata Olsson, who had a career high 14 goals in her first season in Tallahassee. Senior Clara Robbins had another career year recording six goals and a career high eight assists.

* Jaelin Howell earned ACC Midfielder for the second straight season, becoming the second ACC soccer player to win back to back ACC Player of the Year honors while Emily Madril took home ACC Defender of the Year. Florida State also earned three United Soccer Coaches All-Americans - Emily Madril (First Team), Jaelin Howell (First Team) and Yujie Zhao (second Team) and placed three on the All-ACC First Team (Madril, Howell and Zhao.)

* Florida State placed a program record tying 10 on the All-ACC Academic Team - Kristina Lynch, Gabby Carle, Lauren Flynn, Beata Olsson, Jenna Nighswonger, Maria Alagoa, Emily Madril, Kirsten Pavlisko, Cristina Roque and Clara Robbins. Gabby Carle was named the ACC Scholar Athlete of the Year.

2021 HONORS & AWARDS

- Honda Award Winner**
Jaelin Howell
- MAC Hermann Award Winner**
Jaelin Howell
- United Soccer Coaches All-Americans**
Jaelin Howell (First Team)
Emily Madril (First Team)
Yujie Zhao (Second Team)
- United Soccer Coaches All-Region**
Jaelin Howell (First Team)
Emily Madril (First Team)
Yujie Zhao (First Team)
Beata Olsson (First Team)
- Elite 90**
Gabby Carle
- Senior Class Award**
Gabby Carle (Winner)
- ACC All-Tournament Team**
Clara Robbins (MVP)
Emily Madril
Maria Alagoa
Cristina Roque
Lauren Flynn
- ACC Midfielder of the Year**
Jaelin Howell
- ACC Defensive Player of the Year**
Emily Madril
- All-ACC**
Jaelin Howell (First Team)
Emily Madril (First Team)
Yujie Zhao (First Team)
Beata Olsson (Second Team)
Clara Robbins (Second Team)
Gabby Carle (Second Team)
Jody Brown (Third Team)
Mia Justus (Freshman Team)
Maria Alagoa (Second Team)

- Preseason All-ACC**
Jaelin Howell
Yujie Zhao
- Top Drawer Soccer Preseason Top-100**
Jaelin Howell - 3
Emily Madril - 6
Yujie Zhao - 25
Clara Robbins - 27
Gabby Carle - 56
Jenna Nighswonger - 62
- Top Drawer Soccer Midseason Top-100**
Jaelin Howell - 1
Emily Madril - 5
Clara Robbins - 28
Yujie Zhao - 47
Gabby Carle - 51
Jenna Nighswonger - 62
- Top Drawer Soccer Midseason Top-100 Freshmen**
Maria Alagoa - 43
Mia Justus - 66
- MAC Hermann Trophy Watch List**
Jaelin Howell
Emily Madril
Yujie Zhao
- ACC Player of the Week**
Jaelin Howell (Defensive - 8/24)
Emily Madril (Defensive - 9/13)
Emily Madril (Defensive - 9/28)
Beata Olsson (Offensive - 10/5)
- Top Drawer Soccer Team of the Week**
Kirsten Pavlisko (August 24)
Jenna Nighswonger (September 28)
Beata Olsson (October 5)
Jaelin Howell (October 19)

ALL-ACC HONORS

* Florida State placed nine student-athletes on the All-ACC team. Emily Madril, Yujie Zhao and Jaelin Howell earned first team honors while Gabby Carle, Beata Olsson and Clara Robbins were named to the second team and Jody Brown was named to the third team. Maria Alagoa and Mia Justus were both named to the All-ACC Freshman Team.

JAE LIN HOWELL: A LEGACY CEMENTED

* Howell became the sixth player to claim the top individual honor in women's soccer, the MAC Hermann Award, twice. She played in all 25 games with 23 starts for the Seminoles during the 2021 season and helped lead the Noles to their third National Championship. She has helped anchor a backline that recorded 14 shutouts in 25 games and only allowed 13 goals all season. Howell also made her presence known on the offensive end as she has scored three goals to go with a six assists.

* The Lone Tree, Colorado native was named to the United Soccer Coaches All-Atlantic Region First Team and was named a United Soccer Coaches First Team All-American. Howell was also named to the TopDrawerSoccer Best XI First team. Howell was named to the All-ACC First Team the ACC's Midfielder of the Year for the second straight season. She was also named the Honda Award winner for soccer.

HOME SWEET HOME

* The Seminole Soccer Complex has provided quite the home field advantage for the Florida State soccer program with an all-time record of 232-37-15 (.843) in 24 seasons. FSU has compiled eight home unbeaten seasons in program history - 2001 (8-0-0), 2006 (11-0-2), 2012 (14-0-0), 2013 (16-0-1), 2015 (12-0-1), 2016 (8-0-1), 2020 (4-0) and 2021 (12-0-1) * FSU has compiled home winning streaks of 21 (2011-13), 18 (2008-09) and 15 (2013-14) straight home victories - the three longest home winning streaks in school history. * The Seminoles posted a 36-game home unbeaten streak from 2014 to 2017, which was just one game short of the 37-game home unbeaten streak set from 2011 to 2014.

2021 SEASON IN REVIEW



Jaelin Howell

2021 FINAL UNITED SOCCER COACHES RANKINGS

| Rank | Team | Final Record |
|------|------------------|--------------|
| 1 | Florida State | 22-1-2 |
| 2 | BYU | 16-5-2 |
| 3 | Rutgers | 18-4-2 |
| 4 | Santa Clara | 15-5-3 |
| 5 | Duke | 15-4-1 |
| 6 | Arkansas | 19-4-1 |
| 7 | Michigan | 18-4-3 |
| 8 | Virginia | 18-3-2 |
| 9 | TCU | 19-2-3 |
| 10 | South Carolina | 14-7-1 |
| 11 | Tennessee | 20-3-0 |
| 12 | USC | 14-3-3 |
| 13 | Pepperdine | 17-4-1 |
| 14 | North Carolina | 12-3-3 |
| 15 | UCLA | 16-1-3 |
| 16 | Notre Dame | 14-6-2 |
| 17 | Washington State | 14-3-4 |
| 18 | Ole Miss | 12-6-3 |
| 19 | Xavier | 16-3-1 |
| 20 | Memphis | 14-5-2 |
| 21 | SMU | 12-5-2 |
| 22 | Georgetown | 14-2-6 |
| 23 | Penn State | 12-8-1 |
| 24 | Purdue | 15-4-3 |
| 25 | Wake Forest | 16-6-0 |



2021 FINAL STATS

| Date | Opponent | Score | Att. |
|--------------|-------------------|----------|------|
| 08/19/2021 | Texas A&M | W 1-0 | 1008 |
| 08/22/2021 | Alabama | W 4-0 | 838 |
| 08/26/2021 | South Alabama | W 4-0 | 817 |
| 08/29/2021 | at Colorado | W 2-1 | 2536 |
| 09/02/2021 | Florida | W 5-2 | 2552 |
| 09/09/2021 | at FGCU | W 4-0 | 1111 |
| 09/12/2021 | at Auburn | W 2-1 | 1043 |
| * 09/18/2021 | Boston College | W 4-1 | 1387 |
| * 09/23/2021 | Pittsburgh | W 5-0 | 1767 |
| * 09/26/2021 | at Louisville | W 3-0 | 376 |
| * 10/01/2021 | at Clemson | W 4-1 | 1001 |
| * 10/07/2021 | Syracuse | W 5-0 | 1464 |
| * 10/10/2021 | Miami (FL) | W 4-1 | 1397 |
| * 10/15/2021 | at Virginia Tech | W 2-0 | 1072 |
| * 10/21/2021 | at North Carolina | Tot2 2-2 | 1447 |
| * 10/24/2021 | at Duke | L 0-1 | 1731 |
| * 10/28/2021 | Virginia | Tot2 1-1 | 2388 |
| 11/05/2021 | vs Wake Forest | Wot1 2-1 | 754 |
| 11/07/2021 | vs Virginia | W 1-0 | 1250 |
| 11/12/2021 | South Alabama | W 3-0 | 2125 |
| 11/19/2021 | SMU | W 5-1 | 1504 |
| 11/21/2021 | Pepperdine | W 1-0 | 1367 |
| 11/26/2021 | Michigan | Wot1 1-0 | 2005 |
| 12/03/2021 | vs Rutgers | W 1-0 | 7600 |
| 12/06/2021 | vs BYU | Wot2 0-0 | 7087 |

Team statistics

| | FSU | OPP |
|------------------------|---------|--------|
| SHOT STATISTICS | | |
| Goals-Shot attempts | 66-394 | 13-125 |
| Goals scored per game | 2.64 | 0.52 |
| Shot pct. | .168 | .104 |
| Shots on goal-Attempts | 184-394 | 52-125 |
| SOG pct. | .467 | .416 |
| Shots/Game | 15.8 | 5 |
| Assists | 62 | 11 |
| GOAL BREAKDOWN | | |
| Total Goals | 66 | 13 |
| Penalty | 4 | 2 |
| Unassisted | - | - |
| Overtime | 2 | 0 |
| Goals scored average | 2.64 | 0.52 |
| CORNER KICKS | | |
| Goals off corners | 159 | 53 |
| PENALTY KICKS | | |
| | 4-5 | 2-2 |
| OFFSIDES | | |
| | 60 | 26 |
| PENALTIES | | |
| Fouls | 202 | 241 |
| Yellow cards | 17 | 21 |
| Red cards | 0 | 0 |
| ATTENDANCE | | |
| Total | 20619 | 10317 |
| Dates/Avg Per Date | 13/1586 | 8/1290 |
| Neutral Site #/Avg | 4/4173 | - |

| Record | Overall | Home | Away | Neutral |
|----------------|---------|--------|-------|---------|
| All Games | 22-1-2 | 12-0-1 | 6-1-1 | 4-0-0 |
| Conference | 7-1-2 | 4-0-1 | 3-1-1 | 0-0-0 |
| Non-Conference | 15-0-0 | 8-0-0 | 3-0-0 | 4-0-0 |

| # | Player | GP | G | A | PTS | SH | SH% | SOG | SOG% | GWG | PK-ATT |
|------------------|--------------------|-----------|-----------|-----------|------------|------------|-------------|------------|-------------|----------|------------|
| 30 | Olsson, Beata | 23 | 14 | 1 | 29 | 55 | .255 | 27 | .491 | 3 | 0-0 |
| 26 | Robbins, Clara | 25 | 6 | 8 | 20 | 34 | .176 | 15 | .441 | 3 | 1-1 |
| 33 | Zhao, Yujie | 25 | 5 | 9 | 19 | 42 | .119 | 20 | .476 | 0 | 1-1 |
| 10 | Brown, Jody | 25 | 4 | 10 | 18 | 13 | .308 | 7 | .538 | 3 | 0-0 |
| 2 | Nighswonger, Jenna | 25 | 3 | 8 | 14 | 52 | .058 | 21 | .404 | 2 | 0-0 |
| 16 | Carle, Gabby | 23 | 3 | 6 | 12 | 12 | .250 | 9 | .750 | 2 | 0-0 |
| 18 | Alagoa, Maria | 22 | 5 | 1 | 11 | 16 | .313 | 8 | .500 | 3 | 0-0 |
| 21 | Mitchell, Gianna | 17 | 5 | 1 | 11 | 11 | .455 | 5 | .455 | 0 | 0-0 |
| 11 | Pavlisco, Kristen | 25 | 4 | 2 | 10 | 10 | .400 | 6 | .600 | 1 | 0-0 |
| 6 | Howell, Jaelin | 25 | 3 | 4 | 10 | 31 | .097 | 15 | .484 | 1 | 1-2 |
| 25 | Madril, Emily | 25 | 3 | 3 | 9 | 12 | .250 | 7 | .583 | 0 | 1-1 |
| 7 | Iwai, Ran | 19 | 2 | 2 | 6 | 12 | .167 | 6 | .500 | 0 | 0-0 |
| 4 | Lynch, Kristina | 24 | 2 | 1 | 5 | 19 | .105 | 9 | .474 | 0 | 0-0 |
| 8 | Flynn, Lauren | 25 | 2 | 1 | 5 | 14 | .143 | 8 | .571 | 1 | 0-0 |
| 13 | Nesbeth, Leilanni | 24 | 1 | 3 | 5 | 29 | .034 | 9 | .310 | 0 | 0-0 |
| 19 | Horton, Amelia | 19 | 1 | 2 | 4 | 10 | .100 | 2 | .200 | 1 | 0-0 |
| 17 | Bissell, Emma | 22 | 1 | 0 | 2 | 13 | .077 | 6 | .462 | 0 | 0-0 |
| 12 | Payne, Heather | 11 | 0 | 0 | 0 | 8 | .000 | 3 | .375 | 0 | 0-0 |
| 15 | Zipay, Kaitlyn | 2 | 0 | 0 | 0 | 1 | .000 | 1 | 1.000 | 0 | 0-0 |
| 3 | Stadeker, Alyssa | 5 | 0 | 0 | 0 | 0 | .000 | 0 | .000 | 0 | 0-0 |
| 1 | Roque, Cristina | 17 | 0 | 0 | 0 | 0 | .000 | 0 | .000 | 0 | 0-0 |
| 23 | Justus, Mia | 8 | 0 | 0 | 0 | 0 | .000 | 0 | .000 | 0 | 0-0 |
| Total | | 25 | 66 | 62 | 194 | 394 | .168 | 184 | .467 | - | 4-5 |
| Opponents | | 25 | 13 | 11 | 37 | 125 | .104 | 52 | .416 | - | 2-2 |

| ## | Goalie | GP | MIN. | GA | GA/VG | SAVES | PCT | W-L-T | SHO/CBO |
|------------------|-----------------|-----------|----------------|-----------|-------------|------------|-------------|---------------|-----------|
| 1 | Roque, Cristina | 17 | 1605:32 | 10 | 0.56 | 31 | .756 | 14-0-3 | 9/0 |
| 23 | Justus, Mia | 8 | 720:00 | 3 | 0.38 | 9 | .750 | 7-1-0 | 5/0 |
| TM | TEAM | - | 00:00 | 0 | 0.00 | 0 | .000 | 0-0-0 | 0/0 |
| Total | | 25 | 2325:32 | 13 | 0.50 | 40 | .755 | 22-1-2 | 14 |
| Opponents | | 25 | 2325:32 | 66 | 2.55 | 120 | .645 | 1-22-2 | 2 |

Goals by Periods

| Team | 1st | 2nd | OT1 | OT2 | TOTAL |
|-----------|-----|-----|-----|-----|-------|
| FSU | 25 | 39 | 0 | 2 | 66 |
| Opponents | 5 | 8 | 0 | 0 | 13 |

Shots by Periods

| Team | 1st | 2nd | OT1 | OT2 | TOTAL |
|-----------|-----|-----|-----|-----|-------|
| FSU | 180 | 206 | 0 | 3 | 394 |
| Opponents | 54 | 66 | 0 | 4 | 125 |

Saves by Periods

| Team | 1st | 2nd | OT1 | OT2 | TOTAL |
|-----------|-----|-----|-----|-----|-------|
| FSU | 15 | 21 | 0 | 3 | 40 |
| Opponents | 57 | 60 | 0 | 0 | 120 |

Corners by Periods

| Team | 1st | 2nd | OT1 | OT2 | TOTAL |
|-----------|-----|-----|-----|-----|-------|
| FSU | 89 | 68 | 0 | 1 | 159 |
| Opponents | 24 | 25 | 0 | 3 | 53 |

Fouls by Periods

| Team | 1st | 2nd | OT1 | OT2 | TOTAL |
|-----------|-----|-----|-----|-----|-------|
| FSU | 92 | 103 | 0 | 5 | 202 |
| Opponents | 113 | 123 | 0 | 3 | 241 |



ALABAMA1-1
Home 1-0 • Away 0-1 • Neutral 0-0
2017 - ALABAMA 1, Florida St. 0
2021 - FLORIDA ST. 4, Alabama 0

ALABAMA-BIRMINGHAM3-0
Home 1-0 • Away 2-0 • Neutral 0-0
1997 - Florida St. 1, UAB 0
2009 - FLORIDA ST. 8, UAB 0
2011 - Florida St. 4, UAB 0

APPALACHIAN STATE2-0
Home 1-0 • Away 1-0 • Neutral 0-0
1996 - FLORIDA ST. 3, Appalachian St. 0
1997 - Florida St. 2, APPALACHIAN ST. 0

ARIZONA1-0
Home 0-0 • Away 0-0 • Neutral 1-0
2017 - Florida St. 2, Arizona 0 (NCAA - Stanford, CA)

ARIZONA STATE2-0
Home 1-0 • Away 1-0 • Neutral 0-0
2004 - FLORIDA ST. 3, Arizona State 2
2006 - Florida St. 1, ARIZONA STATE 0 (ot)

ARKANSAS2-0
Home 1-0 • Away 1-0 • Neutral 0-0
2010 - FLORIDA ST. 1, Arkansas 0 (ot)
2012 - Florida St. 1, ARKANSAS 0

AUBURN11-2
Home 6-0 • Away 4-1 • Neutral 1-1
1995 - Auburn 1, Florida St. 0 (at Athens, Ga.)
1998 - FLORIDA ST. 6, Auburn 1
1999 - Florida St. 4, AUBURN 0
2001 - Florida St. 1, Auburn 0 (NCAA - Clemson, S.C.)
2002 - FLORIDA ST. 2, Auburn 1 (NCAA)
2003 - FLORIDA ST. 2, Auburn 1 (NCAA)
2007 - FLORIDA ST. 3, Auburn 0
2008 - Florida St. 3, AUBURN 0
2008 - Florida St. 1, AUBURN 0 (NCAA)
2010 - AUBURN 3, Florida St. 2 (2ot)
2013 - FLORIDA ST. 4, Auburn 1
2015 - FLORIDA ST. 2, Auburn 0 (NCAA)
2021 - Florida St. 2, AUBURN 1

BOSTON COLLEGE15-3-3, 11-3-2
Home 11-0-1 • Away 3-3-1 • Neutral 1-0-1
2004 - Florida State 0, Boston College 0 (2ot, NCAA - Gainesville, Fla.)
2005 - FLORIDA ST. 3, Boston College 0
2006 - Florida St. 0, BOSTON COLLEGE 0 (2ot)
2007 - FLORIDA ST. 1, Boston College 0
2007 - Florida St. 1, Boston College 0 (ACC - Lake Buena Vista, Fla.)
2008 - Florida St. 1, BOSTON COLLEGE 0
2008 - FLORIDA ST. 1, Boston College 0 (NCAA)
2009 - FLORIDA ST. 3, Boston College 2
2010 - Florida St. 1, BOSTON COLLEGE 0
2011 - FLORIDA ST. 1, Boston College 0
2012 - BOSTON COLLEGE 3, Florida St. 2
2012 - FLORIDA ST. 4, Boston College 0 (ACC 1st Rd)
2013 - Florida St. 4, Boston College 3
2013 - FLORIDA ST. 4, Boston College 0 (NCAA)
2014 - Florida St. 2, BOSTON COLLEGE 0
2015 - FLORIDA ST. 2, Boston College 2 (2ot)
2016 - BOSTON COLLEGE 2, Florida St. 1
2017 - FLORIDA ST. 3, Boston College 0
2018 - BOSTON COLLEGE 2, Florida St. 1
2019 - FLORIDA ST. 5, Boston College 4
2021 - FLORIDA ST. 4, Boston College 1

BROWN1-0
Home 1-0 • Away 0-0 • Neutral 0-0
2019 - FLORIDA ST. 2, Brown 0 (NCAA)

BYU1-0
Home 0-0 • Away 0-0 • Neutral 1-0
2021 - Florida St. 0, BYU 0 (4-3 PKs, College Cup - Santa Clara, Calif.)

CALIFORNIA3-0
Home 3-0 • Away 0-0 • Neutral 0-0
2005 - FLORIDA ST. 2, California 1 (NCAA)
2006 - FLORIDA ST. 3, California 1 (NCAA)

2009 - FLORIDA ST. 3, California 0 (NCAA)
UCLA1-4
Home 1-1 • Away 0-1 • Neutral 0-2
2005 - UCLA 4, Florida St. 0 (NCAA - College Station, Texas)
2013 - UCLA 1, Florida St. 0 (ot, NCAA - Cary, N.C.)
2018 - FLORIDA ST. 4, UCLA 1
2019 - UCLA 2, Florida St. 1
2019 - UCLA 4, FLORIDA ST. 0 (NCAA - Tallahassee)

CAL STATE FULLERTON1-0
Home 1-0 • Away 0-0 • Neutral 0-0
2012 - FLORIDA ST. 2, Cal State Fullerton 1

CAL STATE NORTHRIDGE1-0
Home 0-0 • Away 0-0 • Neutral 1-0
2007 - Florida St. 6, Cal St. Northridge 1 (at Portland, Ore.)

UCF12-3-1
Home 8-1 • Away 4-2-1 • Neutral 0-0
1998 - UCF 1, Florida St. 0
2000 - FLORIDA ST. 3, UCF 1
2001 - Florida St. 5, UCF 0
2002 - FLORIDA ST. 3, UCF 1
2003 - Florida St. 3, UCF 0
2004 - UCF 3, FLORIDA ST. 2
2005 - Florida St. 3, UCF 0
2006 - FLORIDA ST. 2, UCF 0
2007 - Florida St. 3, UCF 3 (2ot)
2008 - FLORIDA ST. 5, UCF 0
2009 - UCF 1, Florida St. 0 (2ot)
2010 - FLORIDA ST. 3, UCF 1
2012 - Florida St. 1, UCF 0
2013 - FLORIDA ST. 1, UCF 0 (ot)
2014 - FLORIDA ST. 1, UCF 0 (NCAA)
2015 - FLORIDA ST. 4, UCF 0

THE CITADEL1-0
Home 1-0 • Away 0-0 • Neutral 0-0
2005 - FLORIDA ST. 5, Citadel 0

CLEMSON20-8-4, 16-6-3
Home 10-3-1 • Away 8-5-2 • Neutral 2-0-1
1995 - CLEMSON 6, Florida St. 0
1996 - FLORIDA ST. 1, Clemson 0
1997 - CLEMSON 2, Florida St. 1
1998 - Clemson 2, FLORIDA ST. 0
1999 - CLEMSON 4, Florida St. 0
2000 - Clemson 3, FLORIDA ST. 2
2000 - CLEMSON 2, Florida St. 0 (NCAA)
2001 - Florida St. 3, CLEMSON 2
2001 - CLEMSON 1, Florida St. 0 (NCAA)
2002 - FLORIDA ST. 4, Clemson 3 (ot)
2003 - Florida St. 1, CLEMSON 0
2 004 - FLORIDA ST. 2, Clemson 1
2004 - Clemson 2, Florida St. 2 (2ot ACC - Cary, N.C.)
2005 - Florida St. 3, CLEMSON 0
2005 - Florida St. 4, Clemson 0 (ACC - Cary, N.C.)
2006 - FLORIDA ST. 0, Clemson 0 (2ot)
2006 - FLORIDA ST. 2, Clemson 1 (NCAA)
2007 - Florida St. 2, CLEMSON 0
2008 - FLORIDA ST. 4, Clemson 0
2009 - Florida St. 5, CLEMSON 1
2010 - FLORIDA ST. 3, Clemson 0
2011 - Florida St. 6, CLEMSON 2
2012 - FLORIDA ST. 7, Clemson 0
2013 - Florida St. 1, CLEMSON 1 (2ot)
2015 - FLORIDA ST. 3, Clemson 1
2016 - Florida St. 1, Clemson 0 (ACC - Charleston, S.C.)
2017 - Florida St. 2, CLEMSON 2 (2ot)
2018 - Clemson 1, FLORIDA ST. 0
2019 - Florida St. 2, CLEMSON 1
2019 - FLORIDA ST. 2, Clemson 1 (ACC 1st Rd)
2020 - FLORIDA ST. 2, Clemson 0
2021 - Florida State 4, CLEMSON 1

CONNECTION1-0
Home 1-0 • Away 0-0 • Neutral 0-0
2003 - FLORIDA ST. 5, Dartmouth 0 (NCAA)

DUKE16-10-8, 11-9-7
Home 11-3 • Away 2-7-6 • Neutral 3-1-1
1995 - Duke 2, FLORIDA ST. 0
1996 - DUKE 3, Florida St. 0
1997 - Duke 3, FLORIDA ST. 2 (ot)
1998 - DUKE 0, Florida St. 0 (2 ot)
1999 - Duke 3, FLORIDA ST. 1
2000 - DUKE 3, Florida St. 2
2001 - FLORIDA ST. 3, Duke 2 (ot)
2002 - DUKE 1, Florida St. 1 (2 ot)
2003 - FLORIDA ST. 3, Duke 0
2004 - DUKE 2, Florida St. 0
2005 - FLORIDA ST. 2, Duke 1 (2ot)
2006 - DUKE 3, Florida St. 1
2006 - Florida St. 2, Duke 0 (ACC - Cary, N.C.)
2007 - Florida St. 1, DUKE 1 (2ot)
2008 - FLORIDA ST. 5, Duke 2
2009 - Florida St. 0, Duke 0 (2ot)
2010 - Florida St. 2, Duke 0 (ACC - Cary, N.C.)
2010 - FLORIDA ST. 3, Duke 1
2011 - DUKE 2, Florida St. 1
2012 - Florida St. 1, Duke 0
2013 - Florida St. 2, DUKE 1
2013 - FLORIDA ST. 2, Duke 0 (ACC 1st Rd)
2014 - FLORIDA ST. 2, DUKE 0
2015 - Florida St. 0, DUKE 0 (2 ot)
2015 - Duke 2, Florida St. 0 (NCAA - Cary N.C.)
2016 - FLORIDA ST. 1, Duke 0
2016 - Florida St. 1, DUKE 1 (ACC 1st Rd)
2017 - DUKE 2, Florida St. 0
2018 - Florida St. 1, DUKE 0 (ACC 1st Rd)
2019 - FLORIDA ST. 1, Duke 0
2020 - FLORIDA ST. 1, Duke 9
2020 - Florida State 4, Duke 0 (ACC 2nd Rd)
2020 - Florida State 0, Duke 0 (5-3) (NCAA QF)
2021 - DUKE 1, Florida St. 0

EAST CAROLINA1-0
Home 0-0 • Away 1-0 • Neutral 0-0
1996 - Florida St. 1, EAST CAROLINA 0

EVANSVILLE1-0
Home 1-0 • Away 0-0 • Neutral 0-0
1997 - FLORIDA ST. 3, Elon 0

FLORIDA14-13
Home 7-6 • Away 7-7 • Neutral 0-0
1995 - FLORIDA 4, Florida St. 0
1996 - Florida 3, FLORIDA ST. 0
1997 - FLORIDA 6, Florida St. 0
1998 - Florida 2, FLORIDA ST. 0
1999 - FLORIDA 5, Florida St. 1
2000 - FLORIDA ST. 3, Florida 2
2000 - Florida St. 2, FLORIDA 1 (NCAA)
2001 - FLORIDA 2, Florida St. 0
2002 - FLORIDA ST. 2, Florida 1
2003 - FLORIDA 2, Florida St. 0
2003 - Florida St. 2, FLORIDA 1 (NCAA)
2004 - Florida 2, FLORIDA ST. 1
2005 - Florida 4, FLORIDA 2
2006 - FLORIDA ST. 1, Florida 0
2007 - FLORIDA 2, Florida St. 1
2008 - Florida 1, FLORIDA ST. 0

COLLEGE OF CHARLESTON1-0
Home 1-0 • Away 0-0 • Neutral 0-0
2012 - FLORIDA ST. 4, College of Charleston 0

COLORADO3-0
Home 2-0 • Away 1-0 • Neutral 0-0
2013 - FLORIDA ST. 4, Colorado 0 (NCAA)

2019 - FLORIDA ST. 3, Colorado 2 (ot)
2021 - Florida St. 2, COLORADO 1

CONNECTICUT4-2
Home 1-0 • Away 1-1 • Neutral 1-1
2002 - CONNECTICUT 1, Florida St. 0 (NCAA)
2003 - Connecticut 2, Florida St. 0 (NCAA - at Cary, N.C.)
2007 - FLORIDA ST. 3, Connecticut 2 (2ot) (NCAA)
2008 - Florida St. 3, Connecticut 0 (at University Park, Pa.)
2014 - Florida St. 3, CONNECTICUT 2
2016 - FLORIDA ST. 3, Connecticut 0

DUKE16-10-8, 11-9-7
Home 11-3 • Away 2-7-6 • Neutral 3-1-1
1995 - Duke 2, FLORIDA ST. 0
1996 - DUKE 3, Florida St. 0
1997 - Duke 3, FLORIDA ST. 2 (ot)
1998 - DUKE 0, Florida St. 0 (2 ot)
1999 - Duke 3, FLORIDA ST. 1
2000 - DUKE 3, Florida St. 2
2001 - FLORIDA ST. 3, Duke 2 (ot)
2002 - DUKE 1, Florida St. 1 (2 ot)
2003 - FLORIDA ST. 3, Duke 0
2004 - DUKE 2, Florida St. 0
2005 - FLORIDA ST. 2, Duke 1 (2ot)
2006 - DUKE 3, Florida St. 1
2006 - Florida St. 2, Duke 0 (ACC - Cary, N.C.)
2007 - Florida St. 1, DUKE 1 (2ot)
2008 - FLORIDA ST. 5, Duke 2
2009 - Florida St. 0, Duke 0 (2ot)
2010 - Florida St. 2, Duke 0 (ACC - Cary, N.C.)
2010 - FLORIDA ST. 3, Duke 1
2011 - DUKE 2

SEMINOLE RECORDS

39 Tiffany McCarty (11 goals)..... 2008

GAME-WINNING GOALS

8 Jessica Price..... 2009
 7 Deyna Castellanos..... 2017
 7 Dagny Brynjarsdottir..... 2013
 7 Leah Gallegos..... 2003
 6 Sanna Talonen..... 2007 & 2008
 6 Selin Kuralay..... 2005
 6 Cindy Schofield..... 2001
 6 Kelley Poole..... 1996

GAME-WINNING ASSISTS

7 Jessica Price..... 2012
 6 Megan Campbell..... 2014
 5 Becky Edwards..... 2006
 5 Amber Tollefson..... 2002
 4 Carson Pickett..... 2015
 4 Cheyna Williams..... 2014
 4 Megan Campbell..... 2013
 4 Michaela Hahn..... 2013
 4 Jamia Fields..... 2012
 4 Jessica Price..... 2011
 4 Lauren Switzer..... 2009
 4 Amanda DaCosta..... 2008
 4 Mami Yamaguchi..... 2005
 4 Kelly Rowland..... 2004
 4 Maren Vik Edvardson..... 2000 & 2001

MULTI-GOAL GAMES

6 Deyna Castellanos..... 2017
 5 Sanna Talonen..... 2007
 5 Mami Yamaguchi..... 2007
 5 Selin Kuralay..... 2005
 5 Leah Gallegos..... 2003

GOALKEEPING (SEASON)

MINUTES
 2614:01 Kelsey Wys..... 2013
 2375:24 Cassie Miller..... 2014
 2355:28 Ali Mims..... 2006
 2309:43 Erin McNulty..... 2007
 2273:02 Sarah Crawford..... 2000
 2219:02 Cassie Miller..... 2015

SAVES

155 Melissa Juhl..... 1995
 139 Sarah Crawford..... 2000
 108 Jamie Gurtov..... 1998
 98 Kerry York..... 2002
 91 Kelsey Wys..... 2010

SHUTOUTS

19.0 Cassie Miller..... 2014
 15.0 Kelsey Wys..... 2013
 13.0 Cassie Miller..... 2016
 12.0 Kelsey Wys..... 2010
 11.0 Ali Mims..... 2006
10.0 Cristina Roque..... 2020
 10.0 Brooke Bollinger..... 2018
 10.0 Kate Milstead..... 2008
 10.0 Kelsey Wys..... 2012

CONSECUTIVE SHUTOUT MINUTES

788:48 Kelsey Wys..... 2012
 739:22 Joy McKenzie..... 2003
 683:07 Cassie Miller..... 2014-15
 589:00 Cassie Miller..... 2014
 507:59 Cassie Miller..... 2016
 487:27 Brooke Bollinger..... 2018
 469:07 Kate Milstead..... 2008

GOALS AGAINST AVERAGE

(minimum 1000 minutes)
 0.34 Cassie Miller (9 GA, 2375 min)..... 2014
 0.40 Cassie Miller (9 GA, 2032 min)..... 2016
 0.45 Brooke Bollinger (9 GA, 1808 min)..... 2018

0.48 Cristina Roque (8 GA, 1500 min)..... 2020
 0.55 Kelsey Wys (16 GA, 2614 min)..... 2013
0.56 Cristina Roque (10 GA, 1605.32 min)..... 2021
 0.61 Cassie Miller (15GA, 2219 min)..... 2015
 0.65 Ali Mims (17 GA, 2355 min)..... 2006
 0.68 Kate Milstead (15 GA, 1992 min)..... 2008

MOST WINS

24 Cassie Miller..... 2014
 23 Kelsey Wys..... 2013
 19 Kelsey Wys..... 2012
 19 Ali Mims..... 2005
 18 Cassie Miller..... 2015
 18 Erin McNulty..... 2007 & 2009
 18 Ali Mims..... 2006

MOST LOSSES

12 Melissa Juhl..... 1997
 11 Jamie Gurtov..... 1998
 10 Melissa Juhl..... 1995
 8 Sarah Crawford..... 2000
 7 Cassie Miller..... 2017
 7 Melissa Juhl..... 1996

MOST TIES

4 Cassie Miller..... 2015
 4 Ali Mims..... 2006
 3 Kelsey Wys..... 2013
 3 Kate Milstead..... 2008
 3 Erin McNulty..... 2007
 3 Joy McKenzie..... 2004
 3 Kerry York..... 2002
 3 Jamie Gurtov..... 1998

FRESHMAN RECORDS

SHOTS
 73 Tiffany McCarty..... 2008
 68 Sanna Talonen..... 2007
 67 Megan Connolly..... 2015
 64 Leah Gallegos..... 2002
 62 Emma Breland..... 2000
 53 Julia Schnugg..... 2003
 52 Jenna Nighswonger..... 2019
 52 Yujie Zhao..... 2018

POINTS

42 Sanna Talonen..... 2007
 31 Emma Breland..... 2000
 28 Megan Connolly..... 2015
 28 Tiffany McCarty..... 2008
 27 Camie Bybee..... 2001
 24 Kasey McCall..... 1996

GOALS

18 Sanna Talonen..... 2007
 12 Emma Breland..... 2000
 11 Tiffany McCarty..... 2008
 10 Camie Bybee..... 2001
 9 Megan Connolly..... 2015
 9 Kasey McCall..... 1996

ASSISTS

10 Megan Connolly..... 2015
 10 Julia Schnugg..... 2003
 9 Amanda DaCosta..... 2007
 8 Kaycie Tillman..... 2015
 8 Becky Edwards..... 2006
 8 Mami Yamaguchi..... 2005
 7 Nickolette Driesse..... 2013
 7 Leah Gallegos..... 2002
 7 Camie Bybee..... 2001
 7 Emma Breland..... 2000

GAME-WINNING GOALS

6 Sanna Talonen..... 2007
 5 Emma Breland..... 2000
 4 Yujie Zhao..... 2018
 4 Megan Connolly..... 2015

3 Maria Alagoo..... 2021
 3 Deyna Castellanos..... 2016
 3 Amanda DaCosta..... 2007
 3 Leah Gallegos..... 2002
 3 Camie Bybee..... 2001

GAME-WINNING ASSISTS

5 Becky Edwards..... 2006
 4 Mami Yamaguchi..... 2005
 3 Natalia Kuikka..... 2015
 3 Nickolette Driesse..... 2013
 3 Casey Short..... 2008
 3 Sanna Talonen..... 2007
 3 Leah Gallegos..... 2002
 3 Jez Ratliff..... 2001

GOALKEEPING

WINS
 24 Cassie Miller..... 2014
 18 Erin McNulty..... 2007
 16 Kelsey Wys..... 2010
13 Cristina Roque..... 2020
 13 Brooke Bollinger..... 2018
 8 Ali Mims..... 2001
 7 Kerry York..... 2001
7 Mia Justus..... 2021

GOALS AGAINST AVERAGE

0.34 Cassie Miller..... 2014
0.38 Mia Justus..... 2021
 0.45 Brooke Bollinger..... 2018
0.48 Cristina Roque..... 2020
 0.76 Kelsey Wys..... 2010
 0.94 Erin McNulty..... 2007
 1.59 Ali Mims..... 2001

SHUTOUTS

19.0 Cassie Miller..... 2014
 12.0 Kelsey Wys..... 2010
 10.5 Brooke Bollinger..... 2018
10.0 Cristina Roque..... 2020
 8.0 Erin McNulty..... 2007
 5 Mia Justus..... 2021
 3.0 Kerry York..... 2001
 2.5 Ali Mims..... 2001

SAVES

155 Melissa Juhl..... 1995
 91 Kelsey Wys..... 2010
 84 Erin McNulty..... 2007
 62 Ali Mims..... 2001
 54 Kerry York..... 2001

CAREER RECORDS (ACC GAMES)

POINTS
 55 Tiffany McCarty (22g, 11a)..... 08-09, 11-12
 52 Deyna Castellanos (21g, 11a)..... 2016-19
 44 Dagny Brynjarsdottir (18g, 8a)..... 11-14
 33 Yujie Zhao (10g, 13a)..... 18-21
 30 Berglind Thorvaldsdottir (13g, 4a)..... 13-15
 29 Jenna Nighswonger (8g, 13a)..... 19-21
 26 Sanna Talonen (12g, 2a)..... 07-08
 26 Cindy Schofield (11g, 4a)..... 99-02
 26 Clara Robbins (8g, 10a)..... 2017-21
 24 Marta Bakowska-Mathews (10g, 4a) 11-14
 24 Tori Huster (9g, 6a)..... 08-11
 24 Mami Yamaguchi (9g, 6a)..... 05-07

GOALS

22 Tiffany McCarty..... 08-09, 11-12
 21 Deyna Castellanos..... 16-19
 18 Dagny Brynjarsdottir..... 11-14
 13 Berglind Thorvaldsdottir..... 13-15
 12 Sanna Talonen..... 07-08
 11 Cindy Schofield..... 99-02
 10 Berglind Thorvaldsdottir..... 13-14
 10 Marta Bakowska-Mathews..... 11-14

10 Selin Kuralay..... 05-06
 10 Yujie Zhao..... 18-21

ASSISTS

14 Jamia Fields..... 11-14
 14 Megan Campbell..... 13-15
 13 Yujie Zhao..... 18-21
 13 Jenna Nighswonger..... 19-21
 12 Deyna Castellanos..... 16-19
 12 Carson Pickett..... 12-15
 11 Tiffany McCarty..... 08-09, 11-12
 11 Casey Short..... 08-12
 11 Megan Connolly..... 15-18
 10 Clara Robbins..... 17-21
 9 Jessica Price..... 08-09, 11-12

GAME-WINNING GOALS

10 Deyna Castellanos..... 16-19
 9 Dagny Brynjarsdottir..... 11-14
 6 Mami Yamaguchi..... 05-07
 5 Cheyna Williams..... 14-15
 5 Ines Jaurena..... 09-12
 5 Tiffany McCarty..... 08-09, 11-12
 4 Marta Bakowska-Mathews..... 11-14
 4 Sanna Talonen..... 07-08
 4 Selin Kuralay..... 05-06

MULTI-GOAL GAMES

4 Tiffany McCarty..... 08-09, 11-12
 3 Berglind Thorvaldsdottir..... 13-15
 3 Deyna Castellanos..... 16-18
 2 Dagny Brynjarsdottir..... 11-14
 2 Janice Cayman..... 10-11
 2 Sanna Talonen..... 07-08
 2 Selin Kuralay..... 05-06
 2 Amber Tollefson..... 00-03
 2 Leah Gallegos..... 02-03

GOALKEEPING (ACC CAREER)

WINS
 29 Kelsey Wys..... 10-13
 26 Cassie Miller..... 14-17
 16 Cristina Roque..... 20-21
 15 Ali Mims..... 01, 04-06
 13 Erin McNulty..... 07-09
 9 Joy McKenzie..... 01-04

SHUTOUTS

21 Cassie Miller..... 14-17
 20 Kelsey Wys..... 10-13
 9 Cristina Roque..... 20-21
 7 Ali Mims..... 01, 04-06
 7 Joy McKenzie..... 01-04
 5 Erin McNulty..... 07-09
 5 Kate Milstead..... 07-08

SAVES

132 Kelsey Wys..... 10-13
 105 Cassie Miller..... 14-17
 95 Melissa Juhl..... 95-98
 81 Ali Mims..... 01, 04-06
 73 Sarah Crawford..... 99-00
 66 Jamie Gurtov..... 96-99

CONSECUTIVE SHUTOUT MINUTES

621:10 Kelsey Wys..... 2012
 532:29 Joy McKenzie..... 2003
 531:55 Cassie Miller..... 2014
 469:07 Kate Milstead..... 2008
 431:39 Cassie Miller..... 2015
445:15 Cristina Roque..... 2020
 376:24 Erin McNulty..... 2007

SINGLE SEASON RECORDS (ACC GAMES)

POINTS
 20 Tiffany McCarty (8g, 4a)..... 2009

19 Sanna Talonen (9g, 1a)..... 2008
 18 Deyna Castellanos (6g, 6a)..... 2019
 17 Dagny Brynjarsdottir (7g, 3a)..... 2014
 17 Tiffany McCarty (7g, 3a)..... 2011
 15 Clara Robbins (5g, 5a)..... 2020
 15 Deyna Castellanos (6g, 3a)..... 2018
 15 Janice Cayman (6g, 3a)..... 2010
 15 Mami Yamaguchi (6g, 3a)..... 2007

GOALS

9 Sanna Talonen..... 2008
 8 Tiffany McCarty..... 2009
 7 Dagny Brynjarsdottir..... 2014
 7 Tiffany McCarty..... 2011
 6 Deyna Castellanos..... 2019
 6 Deyna Castellanos..... 2018
 6 Marta Bakowska-Mathews..... 2013
 6 Dagny Brynjarsdottir..... 2013
 6 Janice Cayman..... 2010
 6 Mami Yamaguchi..... 2007
 6 Mami Yamaguchi..... 2007
 6 Cindy Schofield..... 2002

GAME-WINNING GOALS

4 Deyna Castellanos..... 2019
 4 Mami Yamaguchi..... 2007
 3 Deyna Castellanos..... 2018
 3 Megan Connolly..... 2016
 3 Cheyna Williams..... 2015
 3 Dagny Brynjarsdottir..... 2013 & 2014
 3 Marta Bakowska-Mathews..... 2013
 3 Jessica Price..... 2009
 3 Sanna Talonen..... 2008
 3 Selin Kuralay..... 2005

ASSISTS

7 Jenna Nighswonger..... 2021
 6 Yujie Zhao..... 2021
 6 Deyna Castellanos..... 2019
 6 Megan Connolly..... 2015
 6 Megan Campbell..... 2013
 5 Clara Robbins..... 2020
 5 Jenna Nighswonger..... 2020
 5 Megan Campbell..... 2014
 5 Casey Short..... 2008
 5 Sarah Wagenfuhr..... 2008
 4 Kaycie Tillman..... 2015
 4 Marta Bakowska-Mathews..... 2014
 4 Jamia Fields..... 2011, 2012 & 2013
 4 Michaela Hahn..... 2013
 4 Carson Pickett..... 2013
 4 Tiffany McCarty..... 2009
 4 Teresa Rivera..... 2005
 4 India Trotter..... 2005
 4 Amber Tollefson..... 2001

SHUTOUTS

8 Cassie Miller..... 2014
 6 Cristina Roque..... 2020
 6 Cassie Miller..... 2016
 6 Kelsey Wys..... 2010, 2012 & 2013
 5 Kate Milstead..... 2008
 5 Ali Mims..... 2006
 4 Caroline Jeffers..... 2019
 4 Cassie Miller..... 2015
 4 Erin McNulty..... 2007
 4 Joy McKenzie..... 2003

CAREER RECORDS (NCAA TOURNAMENT GAMES)

POINTS
 28 Dagny Brynjarsdottir (10g, 8a)..... 11-14
 26 Tiffany McCarty (11g, 4a)..... 08-09, 11-12
 22 Sanna Talonen (10g, 2a)..... 07-08
 20 Cheyna Williams (8g, 4a)..... 14-15
 20 Jamia Fields (7g, 6a)..... 11-14
 17 Jessica Price (5g, 7a)..... 08-09, 11-12
 17 India Trotter (8g, 1a)..... 03-06

GOALS

11 Tiffany McCarty..... 08-09, 11-12
 10 Dagny Brynjarsdottir..... 11-14
 10 Sanna Talonen..... 07-08
 8 Cheyna Williams..... 14-15
 8 India Trotter..... 03-06
 7 Jamia Fields..... 11-14
 7 Deyna Castellanos..... 19

ASSISTS

12 Megan Campbell..... 13-15
 8 Dagny Brynjarsdottir..... 11-14
 8 Mami Yamaguchi..... 05-07
 7 Jessica Price..... 08-09, 11-12
 7 Katrin Schmidt..... 05-08

GAME-WINNING GOALS

4 Dagny Brynjarsdottir..... 11-14
 4 Jessica Price..... 08-09, 11-12
 4 India Trotter..... 03-06
 3 Deyna Castellanos..... 16-18
 3 Megan Connolly..... 2015
 3 Tiffany McCarty..... 08-09, 11-12
 3 Sanna Talonen..... 07-08

GAME-WINNING ASSISTS

5 Jessica Price..... 08-09, 11-12
 4 Katrin Schmidt..... 05-08
 4 Michaela Hahn..... 12-15
 3 Amanda DaCosta..... 07-10
 3 Selin Kuralay..... 05-06

OVERTIME GOALS

2 Leah Gallegos..... 02-04
 1 Tiffany McCarty..... 08-09, 11-12
 1 Jessica Price..... 08-09, 11-12
 1 Sanna Talonen..... 07-08

MULTI-GOAL GAMES

3 Sanna Talonen..... 07-08
 2 Deyna Castellanos..... 16-Pr
 2 Dagny Brynjarsdottir..... 11-14
 2 Jamia Fields..... 11-14
 2 Cheyna Williams..... 2014
 2 Tiffany McCarty..... 08-09, 11-12

MULTI-ASSIST GAMES

2 Megan Campbell..... 13-14
 2 Mami Yamaguchi..... 05-07
 2 Jez Ratliff..... 01-04
 1 Elin Jensen..... 2015
 1 Kaycie Tillman..... 2015
 1 Cheyna Williams..... 2015
 1 Dagny Brynjarsdottir..... 11-14
 1 Nickolette Driesse..... 13-14
 1 Jamia Fields..... 11-14
 1 Emma Koivisto..... 2014
 1 Carson Pickett..... 12-14
 1 Jessica Price..... 08-09, 11-12
 1 Amanda DaCosta..... 07-10
 1 Lauren Switzer..... 07-09
 1 Katrin Schmidt..... 05-08
 1 Leah Gallegos..... 02-04
 1 Emma Breland..... 2000

SHOTS

70 Deyna Castellanos..... 16-19
 68 Dagny Brynjarsdottir..... 11-14
 59 Tiffany McCarty..... 08-09, 11-12
 37 Mami Yamaguchi..... 05-07
 37 India Trotter..... 03-06
 36 Sanna Talonen..... 07-08

CAREER GOALKEEPING (NCAA TOURNAMENT GAMES)

SEMINOLE RECORDS

| WINS | |
|------|------------------------------|
| 16 | Kelsey Wys 10-13 |
| 13 | Cassie Miller 14-17 |
| 9 | Caroline Jeffers 18-19 |
| 8 | Erin McNulty 07-09 |
| 8 | Ali Mims 01, 04-06 |
| 7 | Cristina Roque 2020-21 |
| 5 | Caroline Jeffers 2018 |

| SHUTOUTS | |
|----------|-------------------------------------|
| 13 | Cassie Miller 14-17 |
| 9 | Kelsey Wys 10-13 |
| 8 | Cristina Roque 2020-21 |
| 6 | Caroline Jeffers 18-19 |
| 3 | Erin McNulty 07-09 |
| 2 | Kate Milstead 07-08 |
| 2 | Ali Mims 01, 04-06 |
| 2 | Joy McKenzie 01-04 |
| 2 | Kerry York 01-03 |

| SAVES | |
|-------|------------------------------|
| 63 | Kelsey Wys 10-13 |
| 39 | Ali Mims 01, 04-06 |
| 25 | Joy McKenzie 01-04 |
| 23 | Erin McNulty 07-09 |
| 21 | Cristina Roque 2020-21 |
| 20 | Sarah Crawford 99-00 |

| YEARLY LEADERS | |
|----------------|-------------------------------|
| SHOTS | |
| 1995 | Lauren Lynch 38 |
| 1996 | Kelley Poole 56 |
| 1997 | Jill Ford 31 |
| 1998 | Jill Ford 44 |
| 1999 | Marte Vik Edvardsen 35 |
| 2000 | Emma Breland 62 |
| 2001 | Cindy Schofield 69 |
| 2002 | Cindy Schofield 75 |
| 2003 | Leah Gallegos 109 |
| 2004 | Julia Schnugg 53 |
| 2005 | Selin Kuralay 94 |
| 2006 | Selin Kuralay 108 |
| 2007 | Mami Yamaguchi 108 |
| 2008 | Tiffany McCarty 73 |
| 2009 | Tiffany McCarty 67 |
| 2010 | Tori Huster 55 |
| 2011 | Tiffany McCarty 80 |
| 2012 | Tiffany McCarty 63 |
| 2013 | Dagny Brynjarsdottir 74 |
| 2014 | Dagny Brynjarsdottir 87 |
| 2015 | Cheyne Williams 70 |
| 2016 | Deyna Castellanos 51 |
| 2017 | Deyna Castellanos 84 |
| 2018 | Deyna Castellanos 114 |
| 2019 | Deyna Castellanos 95 |
| 2020 | Jenna Nighswonger 47 |
| 2021 | Beata Olsson 55 |

| GOALS | |
|-------|----------------------------------|
| 1995 | Alex Osorio/Lauren Lynch 6 |
| 1996 | Kelley Poole 14 |
| 1997 | Janna Walkup/Jill Ford 5 |
| 1998 | Maren Vik Edvardsen 8 |
| 1999 | Maren Vik Edvardsen 9 |
| 2000 | Emma Breland 12 |
| 2001 | Cindy Schofield 17 |
| 2002 | Cindy Schofield 15 |
| 2003 | Leah Gallegos 18 |
| 2004 | Julia Schnugg 7 |
| 2005 | Selin Kuralay 16 |
| 2006 | Selin Kuralay 13 |
| 2007 | Mami Yamaguchi 24 |
| 2008 | Sanna Talonen 16 |
| 2009 | Tiffany McCarty 17 |
| 2010 | Janice Cayman 9 |
| 2011 | Tiffany McCarty 18 |
| 2012 | Tiffany McCarty 17 |

| | |
|------|-------------------------------|
| 2013 | Dagny Brynjarsdottir 14 |
| 2014 | Dagny Brynjarsdottir 16 |
| 2015 | Cheyne Williams 10 |
| 2016 | Megan Connolly 7 |
| | Deyna Castellanos 7 |
| 2017 | Deyna Castellanos 19 |
| 2018 | Deyna Castellanos 10 |
| 2019 | Deyna Castellanos 12 |
| 2020 | Clara Robbins 6 |
| 2021 | Beata Olsson 14 |

| ASSISTS | |
|---------|--|
| 1995 | Alex Osorio 3 |
| 1996 | Kasey McCall 6 |
| 1997 | Alex Osorio 6 |
| 1998 | Sally Shelgren 5 |
| 1999 | April Murphy/Angela Bonnafino 7 |
| 2000 | Emma Breland/Cindy Schofield 7 |
| 2001 | Maren Vik Edvardsen 10 |
| 2002 | Leah Gallegos 7 |
| 2003 | Amber Tollefson 11 |
| 2004 | Kelly Rowland 7 |
| 2005 | Selin Kuralay/India Trotter 9 |
| 2006 | Becky Edwards 8 |
| 2007 | Mami Yamaguchi 18 |
| 2008 | Lauren Switzer 9 |
| 2009 | Jessica Price 10 |
| 2010 | Tori Huster 7 |
| 2011 | Jessica Price 9 |
| 2012 | Jessica Price 10 |
| 2013 | Megan Campbell 13 |
| 2014 | Carson Pickett 13 |
| 2015 | Megan Connolly 10 |
| 2016 | Kaycie Tillman/Natalia Kuikka 5 |
| 2017 | Kaycie Tillman/Adrienne Richardson/Clara Robbins 5 |
| 2018 | Deyna Castellanos 8 |
| 2019 | Deyna Castellanos 11 |
| 2020 | Clara Robbins 6 |
| 2021 | Jody Brown 10 |

| POINTS | |
|--------|-------------------------------|
| 1995 | Alex Osorio 15 |
| 1996 | Kelley Poole 29 |
| 1997 | Alex Osorio 12 |
| 1998 | Maren Vik Edvardsen 18 |
| 1999 | Maren Vik Edvardsen 21 |
| 2000 | Emma Breland 31 |
| 2001 | Cindy Schofield 42 |
| 2002 | Cindy Schofield 36 |
| 2003 | Leah Gallegos 39 |
| 2004 | Julia Schnugg 17 |
| 2005 | Selin Kuralay 41 |
| 2006 | Selin Kuralay 29 |
| 2007 | Mami Yamaguchi 66 |
| 2008 | Sanna Talonen 36 |
| 2009 | Jessica Price 42 |
| 2010 | Janice Cayman 23 |
| 2011 | Tiffany McCarty 42 |
| 2012 | Tiffany McCarty 39 |
| 2013 | Dagny Brynjarsdottir 33 |
| 2014 | Dagny Brynjarsdottir 38 |
| 2015 | Megan Connolly 28 |
| 2016 | Megan Connolly 18 |
| 2017 | Deyna Castellanos 41 |
| 2018 | Deyna Castellanos 28 |
| 2019 | Deyna Castellanos 35 |
| 2020 | Clara Robbins 18 |
| 2021 | Beata Olsson 29 |

| GAME-WINNING GOALS | |
|--------------------|---|
| 1995 | Alex Osorio/ Kelly McGrath Lizzie Easton/ Kelly Huff 1 |
| 1996 | Kelley Poole 6 |
| 1997 | Janna Walkup 3 |
| 1998 | Sally Shelgren/Alex Osorio Lauren Lynch/April Murphy 1 |

| |
|---|
| Rachael Watkin/Maren Vik Edvardsen Heather Dyche 1 |
| Maren Vik Edvardsen 4 |
| 1999 Emma Breland 5 |
| 2000 Cindy Schofield 6 |
| 2001 Cindy Schofield 4 |
| 2002 Leah Gallegos 7 |
| 2003 Jez Ratcliff 5 |
| 2004 Selin Kuralay 6 |
| 2005 Selin Kuralay 5 |
| 2006 Sanna Talonen 6 |
| 2007 Sanna Talonen 6 |
| 2008 Jessica Price 8 |
| 2009 Amanda DaCosta 3 |
| 2010 Tiffany McCarty 4 |
| 2011 Dagny Brynjarsdottir/Tiffany McCarty 5 |
| 2012 Dagny Brynjarsdottir/Cheyne Williams 5 |
| 2013 Leah Gallegos 7 |
| 2014 Cheynea Williams 5 |
| 2015 Megan Connolly 7 |
| 2016 Deyna Castellanos 7 |
| 2017 Deyna Castellanos 5 |
| 2018 Deyna Castellanos 5 |
| 2019 Deyna Castellanos 3 |
| 2020 Jaelin Howell/LeiLanni Nesbeth 3 |
| 2021 Beata Olsson/Clara Robbins/Jody Brown/ Maria Alagoa 3 |

| GAME-WINNING ASSISTS | |
|---|--|
| 1995 Alex Osorio 1 | |
| Erica Shuler 1 | |
| 1996 Kasey McCall 2 | |
| Lauren Lynch 2 | |
| Alex Osorio 2 | |
| 1997 Alex Osorio 3 | |
| Alex Osorio 5 | |
| 1998 Alex Osorio 3 | |
| 1999 April Murphy 3 | |
| Angela Bonnafino 3 | |
| 2000 Maren Vik Edvardsen 4 | |
| 2001 Maren Vik Edvardsen 5 | |
| 2002 Amber Tollefson 5 | |
| 2003 Kelly Rowland 3 | |
| 2004 Kelly Rowland 4 | |
| 2005 Mami Yamaguchi 4 | |
| 2006 Becky Edwards 5 | |
| 2007 Katrin Schmidt 3 | |
| Mami Yamaguchi 3 | |
| Sanna Talonen 3 | |
| 2008 Amanda DaCosta 4 | |
| 2009 Lauren Switzer 4 | |
| 2010 Janice Cayman 2 | |
| Kassey Kallman 2 | |
| Rachel Lim 2 | |
| 2011 Jessica Price 4 | |
| 2012 Jessica Price 7 | |
| 2013 Megan Campbell 4 | |
| 2014 Michaela Hahn 4 | |
| 2015 Megan Campbell 6 | |
| 2016 Carson Pickett 4 | |
| 2017 Natalia Kuikka 3 | |
| Olivia Bergau 3 | |
| 2017 Emily Madril 2 | |
| 2018 Deyna Castellanos 5 | |
| 2019 Deyna Castellanos/Yujie Zhao 4 | |
| 2020 Robbins/Nighswonger/Zhao 3 | |
| 2021 Jaelin Howell 4 | |

Italics = Single Season Record

| FSU INDIVIDUAL GAME RECORDS | |
|---|--|
| Most Points 8 (Maren Vik Edvardsen vs Furman 9/1/98; Leah Gallegos vs FAU 10/27/03) | |
| Most 1st Half Points 6 (Camie Bybee vs Miami 9/19/03; Katrin Schmidt vs Jacksonville 11/10/06; Mami Yamaguchi vs. | |

| |
|---|
| Troy 9/12/07; Sanna Talonen vs. Kennesaw St. 11/16/07) |
| Most 2nd Half Points 6 (Cindy Schofield vs Miami 10/25/01) |
| Most Goals 4 (Maren Vik Edvardsen vs Furman 9/1/98; Leah Gallegos vs FAU 10/27/03) |
| Most 1st Half Goals 3 (Katrin Schmidt vs Jacksonville 11/10/06; Mami Yamaguchi vs. Yamaguchi vs. Troy 9/12/07; Sanna Talonen vs. Kennesaw State 11/16/07) |
| Most 2nd Half Goals 3 (Cindy Schofield vs Miami 10/25/01) |
| Latest Game-Tying Goal 89:24 (Tori Huster at Virginia, 3-3, 10/8/11) |
| Latest Game-Winning Goal 89:32 (Jill Ford vs. USF, 1-0, 10/22/97) |
| Latest Game-Winning Goal in OT 109:48 (Ella Stephan vs. UNC, 3-2, 10/22/09) |
| Most Assists 3 (Erin Grimsley at Jacksonville, 9/15/96; Mami Yamaguchi vs. Kennesaw State, 11/16/07; Jessica Price vs. South Alabama, 8/28/10; Marta Bakowska-Mathews vs. Jackson St., 9/21/12; Carson Pickett at Connecticut, 9/18/14; Megan Campbell vs. South Alabama, 11/14/14; Emma Koivisto vs. South Alabama, 11/14/14; Kaycie Tillman vs. Pitt, 10/3/15; Kaycie Tillman vs. Texas A&M, 11/27/15; Natalia Kuikka vs. Samford, 11/12/16; Deyna Castellanos vs. Boston College, 9/19/19) |
| Most 1st Half Assists 3 (Mami Yamaguchi vs. Kennesaw State, 11/16/07; Kaycie Tillman vs. Pitt, 10/3/15) |
| Most 2nd Half Assists 3 (Erin Grimsley at Jacksonville, 9/15/96; Emma Koivisto vs. South Alabama, 11/14/14) |
| Most Shots 13 (Deyna Castellanos vs NC State 10/13/18) |
| Goalie Saves 21 (Melissa Juhl vs Duke 9/24/95) |
| Quickest Goal, 1st Half 15 (Mami Yamaguchi vs. Notre Dame 12/7/07) |
| Quickest Goal Allowed, 1st Half 30 (Robin Confer, North Carolina 9/26/96) |
| Quickest Goal, 2nd Half 45:10 (Selin Kuralay vs Duke 10/23/05) |
| Quickest Goal Allowed, 2nd Half 46:04 (KayAnne Gummingsall vs Duke 10/19/08) |
| Quickest Goal Scored, Overtime 90:17 (Tori Huster vs Arkansas 9/19/10) |
| Quickest Goal Allowed, Overtime 90:15 (Mckenzie Barney for Florida 9/10/10) |
| Most Consecutive Starts 94 (Cassie Miller - from 8/22/14 to 11/19/17) |

| FSU TEAM GAME RECORDS | |
|--|--|
| Most Goals Scored 11 (vs Jacksonville 9/13/95; vs Jacksonville 9/15/96) | |
| Most Goals Scored, Defeat 4 (vs Georgia 10/27/95) | |
| Most Goals Allowed 9 (vs North Carolina, ACC Tourney 11/2/96; vs North Carolina 9/26/96; vs North Carolina 9/7/97; at North Carolina 9/17/99) | |
| Most Goals Allowed, Victory 4 (vs Boston College 9/19/19) | |
| Most Goals Scored, Both Teams 11 (vs Jacksonville 9/13/95; vs Jacksonville 9/15/96) | |
| Most 1st Half Goals 7 (vs. Troy 9/12/07) | |

| |
|--|
| Most 2nd Half Goals 9 (vs Jacksonville 9/15/96) |
| Latest Game-Tying Goal in Program History 89:24 (Tori Huster - FSU 3, Virginia 4 (ot) - 10/8/11) |
| Largest Margin of Victory 11 (vs Jacksonville 9/13/95; vs Jacksonville 9/15/96) |
| Largest Margin of Victory, Shutout 11 (vs Jacksonville 9/13/95; vs Jacksonville 9/15/96) |
| Largest Margin of Victory, Home 11 (vs Jacksonville 9/13/95) |
| Largest Margin of Victory, Away 7 (vs Mississippi Valley St, NCAA 11/14/08) |
| Largest Margin of Defeat 9 (vs North Carolina, ACC Tourney 11/2/95; vs North Carolina 9/26/96; vs North Carolina 9/7/97; at North Carolina 9/17/99) |
| Largest Margin of Defeat, Home 9 (vs North Carolina 9/26/96) |
| Largest Margin of Defeat, Away 9 (vs North Carolina 9/7/97; at North Carolina 9/17/99) |
| Largest Margin Of Defeat, Shutout 9 (vs North Carolina, ACC Tourney 1995; vs North Carolina 9/26/96; vs North Carolina 9/7/97; at North Carolina 9/17/99) |
| Most Shots 42 (vs Jacksonville 10/24/06) |
| Most First Half Shots 29 (vs Mercer 9/3/99) |
| Most Second Half Shots 26 (vs Loyola 9/2/01) |
| Most Shots (ACC games) 37 (vs NC State 10/13/18) |
| Most SOG (ACC games) 19 (at Pittsburgh 10/18/14) |
| Most Shots Allowed 45 (at Nebraska 10/8/95) |
| Fewest Shots 0 (at Clemson 9/29/95; at Virginia 10/13/95) |
| Fewest Shots Allowed 0 (vs Citadel 10/25/05; vs Mississippi Valley St, NCAA 11/14/08; vs Stetson 8/29/10; vs Jackson St. 9/21/12; vs Pitt 10/13/13; at Pitt 10/18/14; vs Samford 9/8/19) |
| Shortest Span Between Goals Allowed 18 (vs Florida 10/15/97) |
| Shortest Span Answering An Opponents' Goal :15 (vs Stetson 10/11/06) |
| Shortest Span Between FSU Goals 23 (vs Miami 9/19/03) |
| Largest FSU Shot Advantage 41 (vs Jacksonville 10/24/06 FSU 42, JU 1) |
| Most FSU Corner Kicks In A Game 18 (vs Jacksonville 11/4/01) |
| Most Corner Kicks For FSU In The 1st Half 10 (vs South Carolina, NCAA 11/28/14; at New Mexico, 8/21/15) |
| Most Corner Kicks For FSU In The 2nd Half 10 (vs FIU 10/6/98; vs Ohio State 9/3/00; vs Loyola, Md. 9/2/01; vs Pitt 10/13/13) |
| Corner Kicks Allowed 18 (North Carolina 9/7/97) |
| Fewest Corner Kicks Allowed 0 (53 times most recent vs. Arizona, 11/17/17) |
| FSU Fouls 28 (Maryland 10/18/98) |
| Opponent Fouls 29 (Boston College 10/8/06) |
| FSU Yellow Cards 3 (Duke 10/8/02) |
| Opponent Yellow Cards 4 (Duke 10/26/97) |

| FSU INDIVIDUAL GAME RECORDS FOR NCAA TOURNAMENT PLAY | |
|--|--|
| Most Points 6 (Katrin Schmidt vs Jacksonville 11/10/06; | |
| Sanna Talonen vs Kennesaw State 11/16/07 and Connecticut 11/30/07) | |
| Most Goals 3 (Katrin Schmidt vs Jacksonville 11/10/06; | |
| Sanna Talonen vs Kennesaw State 11/16/07 and Connecticut 11/30/07) | |
| Most 1st Half Goals 3 (Katrin Schmidt vs Jacksonville 11/10/06; | |
| Sanna Talonen vs Kennesaw State 11/16/07) | |
| Most 2nd Half Goals 2 (Camie Bybee vs Dartmouth 11/14/03; Kirsten van de Ven vs LSU 11/18/07; Casey Short vs Middle Tennessee 11/12/10; Marta Bakowska-Mathews vs BC 11/29/13; Jamia Fields vs Virginia Tech 12/6/13; Cheynea Williams vs South Carolina 11/28/14) | |
| Most OT Goals 1 (Leah Gallegos vs Auburn 11/16/03 and vs West Virginia 11/23/03; Sanna Talonen vs Connecticut 11/30/07; Jessica Price vs Texas A&M, 11/20/09; Tiffany McCarty vs Texas Tech, 11/16/12) | |
| Most Assists 3 (Mami Yamaguchi vs Kennesaw State 11/16/07; Megan Campbell vs South Alabama 11/14/14; Emma Koivisto vs South Alabama 11/14/14; Kaycie Tillman vs Texas A&M, 11/27/15; Natalia Kuikka vs. Samford, 11/12/16) | |
| Most 1st Half Assist 3 (Mami Yamaguchi vs Kennesaw State 11/16/07) | |
| Most 2nd Half Assists 3 (Emma Koivisto vs South Alabama 11/14/14) | |
| Most Shots 9 (Sanna Talonen vs Connecticut 11/30/07; Dagny Brynjarsdottir vs Miss Valley St. 11/09/12) | |
| Goalie Saves 10 (Kelsey Wys at Stanford 11/26/10) | |

| FSU TEAM GAME RECORDS FOR NCAA TOURNAMENT | |
|--|--|
| Most Goals Scored 7 (vs Mississippi Valley St. 11/14/08) | |
| Most Goals Scored, Defeat 1 (vs Notre Dame 12/1/06; vs Penn St 11/30/12; vs Utah 11/18/16) | |
| Most Goals Allowed, Victory 2 (vs West Virginia 11/23/03; vs Connecticut 11/30/07; vs Texas Tech 11/16/12; Virginia Tech 12/6/13) | |
| Most Goals Allowed 5 (at Stanford 11/26/10) | |
| Most Goals Scored, Both Teams 7 (FSU 7, Mississippi Valley St. 0 - 11/14/08) | |
| Largest Margin Of Victory 7 (FSU 7, Mississippi Valley St. 0 - 11/14/08) | |
| Largest Margin Of Defeat 5 (Stanford 5, FSU 0 - 11/26/10) | |
| Largest Margin Of Defeat, Shutout 5 (Stanford 5, FSU 0 - 11/26/10) | |
| Largest Margin Of Defeat, Away 5 (Stanford 5, FSU 0 - 11/26/10) | |
| Most Shots 39 (vs Mississippi Valley State 11/09/12) | |
| Most Shots Allowed 31 (at North Carolina 11/25/05) | |
| Fewest Shots 2 (at Clemson 11/17/00) | |
| Fewest Shots Allowed 0 (vs Mississippi Valley St. 11/14/08) | |

SEMINOLE RECORDS

FSU TEAM SEASON RECORDS

| | |
|---|----------------------------------|
| Most Victories..... | 24 (2014) |
| Most Defeats..... | 14 (1995) |
| Most Ties..... | 4 (2006, 15, 16) |
| Most Consecutive Wins To Start A Season..... | 14 (2012, 21) |
| Highest Winning Percentage..... | .942 (2014) |
| Highest ACC Winning Percentage..... | 1.000 (2020) |
| Most ACC Victories..... | 10 (2013) |
| Most Consecutive ACC Wins..... | 8 (2020) |
| Fewest Victories..... | 4 (1995) |
| Fewest Defeats..... | 1 (2014, 15, 20, 21) |
| Fewest Ties..... | 0 (1997, 12) |
| Most Games Played..... | 28 (2013) |
| Fewest Games Played..... | 16 (2020) |
| Longest Winning Streak..... | 14 (2012, 21) |
| Longest Unbeaten Streak..... | 24 (2014-15) |
| Longest Unbeaten Streak To Start A Season..... | 17 (2013) |
| Longest Losing Streak..... | 8 (1995) |
| Longest Non-Winning Streak..... | 8 (1995) |
| Most Home Field Victories..... | 16 (2013) |
| Fewest Home Field Defeats..... | 0 (2001, 06, 12, 13, 15, 16, 20) |
| Most Away Victories..... | 11 (2014) |
| Most Consecutive Road Wins To Start A Season..... | 6 (2014, 21) |
| Longest Unbeaten Streak In Road Games..... | 13 (2014-15) |
| Fewest Away Defeats..... | 0 (2014, 20) |
| Most Neutral-Site Victories..... | 5 (2020) |
| Most Neutral Site Defeats..... | 3 (2001) |
| Most Goals Scored..... | 81 (2007) |
| Goals Per Game..... | 3.00 (2007) |
| Fewest Goals Scored..... | 29 (2004) |
| Most Assists..... | 90 (2014) |
| Assists Per Game..... | 3.46 (2014) |
| Fewest Assists..... | 17 (1995) |
| Most Points..... | 233 (2007) |
| Points Per Game..... | 8.85 (2014) |
| Fewest Points..... | 81 (1995) |
| Most Goals Allowed..... | 61 (1995) |
| Fewest Goals Allowed..... | 8 (2020) |
| Most Shutouts..... | 19 (2014) |
| Most Consecutive Shutouts..... | 9 (2012) |
| Most Shots..... | 487 (2014) |
| Shots Per Game..... | 20.5 (2008) |
| Most Shots On Goal..... | 229 (2014) |
| Fewest Shots Allowed..... | 147 (2014) |
| Saves..... | 197 (1995) |
| Saves Per Game..... | 10.37 (1995) |
| Goals Against Average..... | 0.34 (2014) |
| Most Corner Kicks..... | 175 (2009) |
| Fewest Corner Kicks Allowed..... | 70 (2015) |

MOST IN A SEASON
POINTS

| | | |
|-----|-----------|------|
| 233 | (81g 71a) | 2007 |
| 230 | (70g 90a) | 2014 |
| 204 | (67g 70a) | 2009 |
| 197 | (64g 69a) | 2015 |
| 194 | (64g 66a) | 2008 |
| 194 | (66g 62a) | 2021 |
| 188 | (65g 58a) | 2005 |
| 182 | (60g 62a) | 2003 |
| 177 | (59g 59a) | 2013 |
| 173 | (55g 63a) | 2012 |
| 172 | (55g 62a) | 2011 |

POINTS PER GAME

| | | |
|------|------------|------|
| 8.85 | (26 games) | 2014 |
| 8.63 | (27 games) | 2007 |
| 8.43 | (23 games) | 2008 |
| 8.16 | (25 games) | 2009 |
| 7.88 | (25 games) | 2015 |
| 7.76 | (25 games) | 2021 |

| | | |
|------|------------|------|
| 7.52 | (25 games) | 2005 |
| 7.21 | (24 games) | 2012 |
| 7.00 | (26 games) | 2003 |
| 7.00 | (24 games) | 2001 |
| 6.62 | (26 games) | 2011 |

GOALS

| | |
|----|------|
| 81 | 2007 |
| 70 | 2014 |
| 67 | 2009 |
| 66 | 2021 |
| 65 | 2005 |
| 64 | 2015 |
| 64 | 2008 |
| 60 | 2003 |
| 59 | 2013 |
| 55 | 2001 |
| 55 | 2011 |
| 55 | 2012 |

GOALS PER GAME

| | | |
|------|------------|------|
| 3.00 | (27 games) | 2007 |
| 2.78 | (23 games) | 2008 |
| 2.68 | (25 games) | 2009 |
| 2.69 | (26 games) | 2014 |
| 2.64 | (25 games) | 2021 |
| 2.60 | (25 games) | 2005 |
| 2.56 | (25 games) | 2015 |
| 2.55 | (20 games) | 1996 |
| 2.31 | (26 games) | 2003 |
| 2.29 | (24 games) | 2001 |
| 2.29 | (24 games) | 2012 |

ASSISTS

| | |
|----|------|
| 90 | 2014 |
| 71 | 2007 |
| 70 | 2009 |
| 69 | 2015 |
| 66 | 2008 |
| 63 | 2012 |
| 62 | 2003 |
| 62 | 2011 |
| 62 | 2021 |
| 59 | 2013 |

ASSISTS PER GAME

| | | |
|------|------------|------|
| 3.46 | (26 games) | 2014 |
| 2.87 | (23 games) | 2008 |
| 2.80 | (25 games) | 2009 |
| 2.76 | (25 games) | 2015 |
| 2.63 | (27 games) | 2007 |
| 2.63 | (24 games) | 2012 |
| 2.48 | (25 games) | 2021 |
| 2.42 | (24 games) | 2001 |
| 2.38 | (26 games) | 2003 |
| 2.38 | (26 games) | 2011 |
| 2.32 | (25 games) | 2005 |

SHOTS ATTEMPTED

| | | |
|-----|------------|------|
| 487 | (70 goals) | 2014 |
| 471 | (64 goals) | 2008 |
| 468 | (44 goals) | 2006 |
| 456 | (52 goals) | 2018 |
| 455 | (64 goals) | 2015 |
| 446 | (60 goals) | 2003 |
| 440 | (81 goals) | 2007 |
| 425 | (67 goals) | 2009 |
| 418 | (59 goals) | 2013 |
| 407 | (65 goals) | 2005 |

SHOTS PER GAME

| | | |
|-------|------------|------|
| 20.48 | (23 games) | 2008 |
| 18.73 | (26 games) | 2014 |
| 18.20 | (25 games) | 2015 |
| 18.00 | (26 games) | 2006 |

| | | |
|-------|------------|------|
| 17.15 | (26 games) | 2003 |
| 17.00 | (25 games) | 2009 |
| 16.89 | (27 games) | 2018 |
| 16.42 | (24 games) | 2012 |
| 16.30 | (27 games) | 2007 |
| 16.28 | (25 games) | 2005 |
| 15.76 | (25 games) | 2021 |
| 15.30 | (23 games) | 2002 |
| 14.93 | (28 games) | 2013 |

SHOTS ON GOAL

| | | |
|-----|------------|------|
| 229 | (70 goals) | 2014 |
| 228 | (64 goals) | 2008 |
| 210 | (67 goals) | 2009 |
| 207 | (52 goals) | 2018 |
| 202 | (81 goals) | 2007 |
| 199 | (64 goals) | 2015 |

SOG PER GAME

| | | |
|------|------------|------|
| 9.91 | (23 games) | 2008 |
| 8.81 | (26 games) | 2014 |
| 8.40 | (25 games) | 2009 |
| 7.96 | (25 games) | 2015 |
| 7.74 | (23 games) | 2002 |
| 7.67 | (27 games) | 2018 |

GOALS ALLOWED

| | Season | ACC |
|------|--------|-----|
| 2021 | 13 | 6 |
| 2020 | 8 | 4 |
| 2019 | 27 | 14 |
| 2018 | 13 | 10 |
| 2017 | 21 | 1 |
| 2016 | 9 | 5 |
| 2015 | 15 | 5 |
| 2014 | 9 | 2 |
| 2013 | 16 | 9 |
| 2012 | 15 | 4 |
| 2011 | 28 | 17 |
| 2010 | 20 | 5 |
| 2009 | 22 | 12 |
| 2008 | 15 | 8 |
| 2007 | 26 | 19 |
| 2006 | 18 | 8 |
| 2005 | 22 | 10 |
| 2004 | 21 | 11 |
| 2003 | 28 | 5 |
| 2002 | 31 | 15 |
| 2001 | 33 | 16 |
| 2000 | 31 | 11 |
| 1999 | 35 | 22 |
| 1998 | 41 | 20 |
| 1997 | 43 | 26 |
| 1996 | 37 | 20 |
| 1995 | 61 | 29 |

GOALKEEPING (SEASON)

| | | |
|-----|---------|------|
| 197 | (61 GA) | 1995 |
| 145 | (31 GA) | 2000 |
| 128 | (40 GA) | 2001 |
| 116 | (39 GA) | 1999 |
| 112 | (43 GA) | 1998 |
| 106 | (37 GA) | 2002 |
| 97 | (23 GA) | 2010 |
| 95 | (18 GA) | 2006 |
| 94 | (26 GA) | 2007 |
| 93 | (28 GA) | 2003 |

SAVES PER GAME

| | | |
|-------|------------|------|
| 10.37 | (19 games) | 1995 |
| 6.04 | (24 games) | 2000 |
| 5.80 | (20 games) | 1999 |
| 5.33 | (21 games) | 1998 |
| 5.33 | (24 games) | 2001 |

| | | |
|------|------------|------|
| 4.61 | (23 games) | 2002 |
| 4.22 | (23 games) | 2010 |
| 3.95 | (20 games) | 1996 |
| 3.80 | (20 games) | 1997 |
| 3.65 | (20 games) | 2004 |

SHUTOUTS

| | |
|----|------|
| 19 | 2014 |
| 17 | 2012 |
| 16 | 2018 |
| 15 | 2016 |
| 15 | 2015 |
| 15 | 2013 |
| 14 | 2021 |
| 14 | 2008 |
| 14 | 2006 |
| 13 | 2010 |
| 12 | 2011 |
| 12 | 2007 |
| 11 | 2005 |

GOALS AGAINST AVERAGE

| | | |
|------|-------------------|------|
| 0.34 | (9 GA, 2375 min) | 2014 |
| 0.39 | (9 GA, 2057 min) | 2016 |
| 0.47 | (13 GA, 2496 min) | 2018 |
| 0.48 | (8 GA, 1500 min) | 2020 |
| 0.50 | (13 GA, 2325 min) | 2021 |
| 0.55 | (16 GA, 2614 min) | 2013 |
| 0.58 | (15 GA, 2330 min) | 2015 |
| 0.62 | (15 GA, 2180 min) | 2012 |
| 0.63 | (15 GA, 2137 min) | 2008 |
| 0.67 | (18 GA, 2430 min) | 2006 |
| 0.85 | (22 GA, 2325 min) | 2009 |
| 0.85 | (20 GA, 2113 min) | 2010 |
| 0.86 | (22 GA, 2299 min) | 2005 |

MOST WINS

| | | |
|----|----------|------|
| 24 | (24-1-1) | 2014 |
| 23 | (23-2-3) | 2013 |
| 22 | (22-1-2) | 2021 |
| 20 | (20-4-3) | 2018 |
| 20 | (20-4-1) | 2005 |
| 20 | (20-4-0) | 2012 |
| 19 | (19-5-1) | 2009 |

MOST LOSSES

| | | |
|----|----------|------|
| 14 | (4-14-1) | 1995 |
| 12 | (8-12-0) | 1997 |
| 11 | (7-11-3) | 1998 |
| 10 | (9-10-1) | 1999 |
| 8 | (14-8-2) | 2000 |
| 8 | (15-8-1) | 2001 |
| 8 | (17-8-1) | 2003 |

MOST TIES

| | | |
|---|----------|------|
| 4 | (14-4-4) | 2016 |
| 4 | (18-3-4) | 2015 |
| 4 | (18-4-4) | 2006 |
| 3 | (20-4-3) | 2018 |
| 3 | (7-11-3) | 1998 |
| 3 | (13-7-3) | 2002 |
| 3 | (12-5-3) | 2004 |
| 3 | (18-6-3) | 2007 |
| 3 | (17-3-3) | 2008 |
| 3 | (23-2-3) | 2013 |

NATIONAL AWARD WINNERS


JAE LIN HOWELL

2020 & 2021 NATIONAL PLAYER OF THE YEAR - MAC HERMANN TROPHY WINNER
2021 HONDA SPORTS AWARD WINNER

- *2020 and 2021 MAC Hermann Trophy Winner, the sixth player in the country to win the award twice.
- *2020 and 2021 United Soccer Coaches First Team All-American
- *2020 and 2021 ACC Midfielder of the Year
- *2019, 2020 and 2021 All-ACC First Team
- *Member of the ACC All-Tournament Team
- *Anchored a Seminole defense in 2020 that only allowed 8 goals in 16 games from her holding midfield position.
- *Led a Seminole defense in 2021 that only allowed 13 goals in 25 games win 14 shutouts.
- *Recorded five goals and two assists in 2020
- *2020 Honda Award Finalist
- *2021 Honda Sports Award Winner
- *Outstanding Achievement in Soccer (Sportswomen of Colorado)
- *US Women's National Team member


YUJIE ZHAO

2018 NATIONAL FRESHMAN OF THE YEAR

- *TopDrawerSoccer National Freshman of the Year
- *ACC Freshman of the Year
- *United Soccer Coaches Second Team All-American
- *TopDrawSoccer Freshman Best XI First Team
- *United Soccer Coaches All-Atlantic Region First Team
- *First Team All-ACC Team
- *Finished second on the team in points (19) and goals (7). Was third on the team in assists (5).
- *Scored a goal and an assist against South Florida in the second round of the 2018 NCAA Tournament and was a vital part of Florida State's second national title.


MEGAN CONNOLLY

2015 NATIONAL FRESHMAN OF THE YEAR

- *TopDrawerSoccer National Freshman of the Year
- *NSCAA First Team All-American
- *ACC Midfielder of the Year
- *ACC Freshman of the Year
- *ACC All-Tournament Team
- *College Cup All-Tournament Team
- *Led the team with 28 points on nine goals and 10 assists
- *Became the first Seminole freshman to be named a First Team All-American by the National Soccer Coaches Association of America.
- *Four multi-point games in 2015, including a goal and an assist vs. No. 3 Texas A&M and a goal and two assists against No. 7 Clemson.


DAGNY BRYNJARSDOTTIR

2014 SOCCER AMERICA PLAYER OF THE YEAR
2014 NSCAA SCHOLAR PLAYER OF THE YEAR

- *Earned 2014 Soccer America Player of the Year honors and was a finalist for the 2014 MAC Hermann Trophy and Honda Award as she led the Seminoles to their first NCAA National Championship.
- *Named the 2014 NSCAA Scholar Player of the Year.
- *Led the team in goals (16) and points (38) as she was named a First Team All-American and First Team All-ACC member.
- *Selected as the 2014 ACC Offensive Player of the Year, ACC Tournament MVP and ACC Scholar-Athlete of the Year.
- *Four-time member of the All-ACC team and ACC Academic Honor Roll.


AMANDA DACOSTA

2007 NATIONAL FRESHMAN OF THE YEAR

- *Soccer Buzz National Freshman of the Year
- *Soccer Buzz Second Team All-American
- *Soccer Buzz & Soccer America First Team
- *Freshman All-American
- *Second Team All-ACC & ACC All-Freshman Team
- Became only the second freshman at FSU to garner a spot on both league teams in the same year
- *Member of NCAA & ACC All-Tournament teams
- Started all 27 games as a freshman
- *Third on team with 21 points on 6 goals and 9 assists
- *Nine assists second most all-time among Seminole freshman; tied for seventh in ACC in assists/game
- *Recorded three GWGs including the decisive goal against Notre Dame in the College Cup semifinals


MAMI YAMAGUCHI

2007 NATIONAL PLAYER OF THE YEAR

- *MAC Hermann Trophy Winner
- *NSCAA National Player of the Year
- *ACC Offensive Player of the Year
- *First Team All-ACC
- *Consensus First Team All-American
- *National leader in points (66)
- *Second in nation in goals (24) and assists (18)
- *Finished 2007 as only player in nation to rank in top 10 in points/game, goals/game, assists/game
- *Set FSU individual season records for points, goals, assists and multi-goal games
- *All-time career assists leader at FSU with 30
- *First Seminole in school history to record double-digit goals and assists in a single-season
- *Recorded five multiple goal games including three hat tricks during her junior season


SANNA TALONEN

2007 NATIONAL FRESHMAN OF THE YEAR

- *SOCCER AMERICA NATIONAL FRESHMAN OF THE YEAR
- *SOCCER AMERICA & SOCCER BUZZ FIRST TEAM
- *FRESHMAN ALL-AMERICAN
- *SOCCER BUZZ FRESHMAN OF THE YEAR FINALIST
- *MEMBER OF NCAA & ACC ALL-TOURNAMENT TEAMS
- *SET FSU FRESHMAN SINGLE-SEASON RECORDS FOR SHOTS (68), POINTS (42), GOALS (18) AND GWG (6)
- *LED THE ACC WITH SIX GAME-WINNING GOALS
- *TIED FSU ALL-TIME RECORD FOR POSTSEASON POINTS (17) AND GOALS (8) IN JUST ONE SEASON
- *FINISHED IN THE TOP 10 IN THE ACC IN POINTS/GAME, GOALS/GAME AND SHOTS/GAME
- *TALLIED SIX MULTIPLE POINT PERFORMANCES & FIVE MULTI-GOAL GAMES INCLUDING TWO HAT TRICKS IN NCAA TOURNAMENT

HONORS & AWARDS

NATIONAL HONORS

MAC HERMANN TROPHY

Leah Gallegos..... Watch List, 2004
 Kelly Rowland..... Watch List, 2005
 Selin Kuralay Watch List & Semifinalist, 2006
 India Trotter Watch List & Semifinalist, 2006
 Mami Yamaguchi Winner, 2007

Sarah Wagenfuhr..... Semifinalist, Finalist, 2007
 Amanda DaCosta..... Watch List, 2008, 2009
 Becky Edwards..... Watch List, 2008, 2009

Sanna Talonen..... Semifinalist, 2009
 Sanna Talonen..... Semifinalist, 2008
 Tiffany McCarty..... Watch List 2010, 2011, 2012

Toni Pressley Semifinalist, 2009, 2011
 Toni Pressley Watch List, 2010, 2011
 Ines Jaurena..... Watch List, 2012

Kassey Kallman..... Semifinalist, 2011, 2012
 Kassey Kallman..... Semifinalist, 2013
 Dagny Brynjarsdottir Watch List, 2013, 2014

Kelsey Wys..... Semifinalist & Runner-Up, 2014
 Kelsey Wys..... Watch List, 2013
 Kristin Grubka..... Semifinalist, 2014

Isabella Schmid..... Watch List, 2015
 Cheyna Williams..... Watch List, 2015
 Megan Connolly Watch List, 2016, Semifinalist, 2015

Kirsten Crowley..... Watch List, 2016
 Cassie Miller Watch List, 2017
 Natalia Kuikka..... Watch List, 2017, 2018
 Deyna Castellanos..... Watch List, 2017, 2018, 2019

Malia Berkely..... Semifinalist, 2019
 Jaelin Howell..... Finalist 2020
 Jaelin Howell..... Winner, 2020, 2021
 Yujie Zhao..... Watch List, 2019
 Emily Madril..... Watch List, 2019, 2020, 2021

Emily Madril..... Semifinalist, 2021

Honda Award
 India Trotter Finalist, 2006
 Mami Yamaguchi Finalist, 2007
 Ines Jaurena..... Finalist, 2012
 Kassey Kallman..... Finalist, 2013

Tori Huster..... Third, 2011
 Kelsey Wys..... Third, 2012
 Kassey Kallman..... First, 2013
 Dagny Brynjarsdottir Second, 2013; First, 2014

Kristin Grubka..... First, 2014
 Cheyna Williams..... Third, 2014
 Megan Connolly First, 2015
 Cassie Miller First, 2016
 Kirsten Crowley..... Second, 2016
 Natalia Kuikka..... Third, 2016, 18
 Deyna Castellanos..... Second, 2017-19

Yujie Zhao..... Second, 2018, 2021; Third, 2020
 Malia Berkely..... First, 2019; First, 2020
 Jaelin Howell..... First, 2020, 2021
 Emily Madril..... Second, 2020; First, 2021

Sarah Wagenfuhr..... Second, 2008
 Tiffany McCarty..... First, 2009; Second, 2011; Third, 2012
 Toni Pressley Fourth, 2010
 Ines Jaurena..... Second, 2011; First, 2012

Tori Huster..... Third, 2011
 Kelsey Wys..... Third, 2012
 Kassey Kallman..... First, 2013
 Dagny Brynjarsdottir Second, 2013; First, 2014

Kristin Grubka..... First, 2014
 Cheyna Williams..... Third, 2014
 Megan Connolly First, 2015
 Cassie Miller First, 2016
 Kirsten Crowley..... Second, 2016
 Natalia Kuikka..... Third, 2016, 18
 Deyna Castellanos..... Second, 2017-19

Yujie Zhao..... Second, 2018, 2021; Third, 2020
 Malia Berkely..... First, 2019; First, 2020
 Jaelin Howell..... First, 2020, 2021
 Emily Madril..... Second, 2020; First, 2021

Emily Madril..... Semifinalist, 2021

**KASSEY KALLMAN BECAME THE SCHOOL'S FIRST TWO-TIME ACADEMIC ALL-AMERICAN (2012 & 2013).**

Dagny Brynjarsdottir..... Finalist, 2014
 Cassie Miller..... Finalist, 2016
 Natalia Kuikka..... Winner, 2018
 Jaelin Howell..... Finalist, 2020
 Winner, 2021

CoSIDA/CAPITAL ONE ACADEMIC ALL-AMERICAN

Becky Edwards..... Third Team, 2009
 Kassey Kallman..... Second Team, 2012 & 2013
 Emma Koivisto..... Third Team, 2015
 Gabby Carle..... First Team, 2019, 2021

NCAA/UNITED SOCCER COACHES

PLAYER OF THE YEAR

Mami Yamaguchi 2007
 Jaelin Howell 2020, 2021

COACH OF THE YEAR

Mark Krikorian 2014

ASSISTANT COACH OF THE YEAR

Mike Bristol..... 2014

COACHING STAFF OF THE YEAR

Mark Krikorian, Mike Bristol, Morinao Imazami 2020

ALL-AMERICANS

Leah Gallegos Third, 2003
 India Trotter Second, 2005
 India Trotter First, 2006
 Kelly Rowland..... First, 2006
 Selin Kuralay Second, 2006
 Mami Yamaguchi..... First, 2007
 Amanda DaCosta..... First, 2008; Third, 2010
 Becky Edwards..... First, 2008; First, 2009
 Sanna Talonen..... Second, 2008
 Sarah Wagenfuhr..... Second, 2008

Tiffany McCarty..... First, 2009; Second, 2011; Third, 2012
 Toni Pressley Fourth, 2010
 Ines Jaurena..... Second, 2011; First, 2012
 Tori Huster..... Third, 2011
 Kelsey Wys..... Third, 2012
 Kassey Kallman..... First, 2013

Dagny Brynjarsdottir Second, 2013; First, 2014
 Kristin Grubka..... First, 2014
 Cheyna Williams..... Third, 2014
 Megan Connolly First, 2015
 Cassie Miller First, 2016
 Kirsten Crowley..... Second, 2016
 Natalia Kuikka..... Third, 2016, 18
 Deyna Castellanos..... Second, 2017-19

Yujie Zhao..... Second, 2018, 2021; Third, 2020
 Malia Berkely..... First, 2019; First, 2020
 Jaelin Howell..... First, 2020, 2021
 Emily Madril..... Second, 2020; First, 2021

Emma Breland All-Freshman Team, 2000
 India Trotter Freshman All-American, 2003
 Kelly Rowland Freshman All-American, 2003
 Becky Edwards..... Second Team, 2006
 Amanda DaCosta..... First Team, 2007
 Sanna Talonen..... First Team, 2007
 Erin McNulty Second Team, 2007

SCHOLAR PLAYER OF THE YEAR

Dagny Brynjarsdottir..... 2014
 Maia Berkely..... 2020

SCHOLAR ALL-AMERICANS

India Trotter First, 2005
 Katrin Schmidt..... First, 2007
 Kirsten van de Ven..... First, 2007
 Team Academic Award..... Team GPA - 3.03, 2007
 Becky Edwards..... First, 2008; First, 2009
 Tori Huster..... First, 2011
 Kassey Kallman..... Second, 2012; First, 2013
 Casey Short..... Second, 2012
 Dagny Brynjarsdottir..... First, 2014
 Kirsten Crowley..... Second, 2015; First, 2016
 Michaela Hahn..... Third, 2015
 Malia Berkely..... First, 2020

WEEKLY HONORS

Sanna Talonen..... Player of the Week (10/20/08)
 Sanna Talonen..... Player of the Week (11/3/08)
 Jessica Price..... Player of the Week (9/9/09)
 Tiffany McCarty..... Player of the Week (9/30/09)
 Ella Stephan..... Player of the Week (10/28/09)
 Kristin Grubka..... Player of the Week (9/3/12)
 M. Bakowska-Mathews..... Player of the Week (9/15/14)

SOCCER AMERICA

PLAYER OF THE YEAR
 Dagny Brynjarsdottir 2014

FRESHMAN OF THE YEAR

Sanna Talonen..... 2007

COACH OF THE YEAR

Patrick Baker..... 2003
 Mark Krikorian 2005, 2014

MVP HONORS

Selin Kuralay First, 2005
 India Trotter First, 2006
 Mami Yamaguchi..... First, 2007
 Sanna Talonen..... First, 2008
 Amanda DaCosta..... Second, 2008

Tiffany McCarty..... First, 2009; First, 2011
 Becky Edwards..... Second, 2009
 Toni Pressley Third, 2010
 Ines Jaurena..... First, 2012

Tiffany McCarty..... Second, 2012
 Dagny Brynjarsdottir..... First, 2013; First, 2014
 Kassey Kallman..... First, 2013
 Kristin Grubka..... First, 2014
 Cheyna Williams..... First, 2014

FRESHMAN ALL-AMERICANS

Emma Breland All-Freshman Team, 2000
 India Trotter Freshman All-American, 2003
 Kelly Rowland Freshman All-American, 2003
 Becky Edwards..... Second Team, 2006
 Amanda DaCosta..... First Team, 2007
 Sanna Talonen..... First Team, 2007
 Erin McNulty Second Team, 2007
 Tiffany McCarty..... First Team, 2008
 Casey Short..... Second Team, 2008
 Ines Jaurena..... Second Team, 2009
 Kassey Kallman..... First Team, 2010
 Kelsey Wys..... Second Team, 2010
 Dagny Brynjarsdottir..... First Team, 2011
 Isabella Schmid..... First Team, 2012
 Nickolette Driesse..... First Team, 2013
 Emma Koivisto..... Second Team, 2014
 Cassie Miller..... Second Team, 2014

WEEKLY HONORS

Melissa Juhl Team of the Week (10/21/96)
 Kelly Poole Team of the Week (10/28/96)
 Heather Dyche Team of the Week (8/31/00)
 April Murphy Team of the Week (8/31/00)
 Emma Breland Team of the Week (9/14/00)
 Camie Bybee Team of the Week (9/26/01)
 Amber Tollefson Team of the Week (9/26/01)
 Leah Gallegos Team of the Week (9/25/02)
 Cindy Schofield Team of the Week (10/30/02)
 Katie Beal Team of the Week (9/15/03)
 Kelly Rowland Team of the Week (9/30/03)
 Leah Gallegos Team of the Week (10/15/03)
 Kelly Rowland Team of the Week (10/29/03)
 Team of the Week (11/12/03)

Camie Bybee Team of the Week (9/01/04)
 Kelly Rowland Team of the Week (9/21/04)
 Team of the Week (10/12/04)
 Mami Yamaguchi..... Player/Team of the Week (8/30/06)
 Kelly Rowland..... Team of the Week (9/5/06)
 Tiffany McCarty..... Team of the Week (8/25/08)
 Sarah Wagenfuhr..... Team of the Week (9/29/08)

Sanna Talonen..... Player/Team of the Week (11/3/08)
 Becky Edwards..... Team of the Week (8/24/09)
 Jessica Price..... Team of the Week (9/8/09)
 Toni Pressley Team of the Week (9/22/09)
 Tiffany McCarty..... Team of the Week (9/29/09)
 Ella Stephan..... Team of the Week (10/26/09)
 Jessica Price..... Team of the Week (9/7/11)
 Tiffany McCarty..... Team of the Week (9/13/11)
 Dagny Brynjarsdottir..... Team of the Week (10/20/11)
 Tiana Brockway Team of the Week (11/1/11)
 Kelsey Wys..... Team of the Week (8/28/12)
 Team of the Week (9/19/12)

Kristin Grubka..... Player/Team of the Week (9/3/12)
 Dagny Brynjarsdottir Player/Team of the Week (10/2/12)
 Hikaru Murakami Team of the Week (10/18/12)

TOPDRAWERSOCCER.COM

COACH OF THE YEAR

Mark Krikorian 2018, 2021

FRESHMAN OF THE YEAR

Yujie Zhao..... 2018

INDIVIDUAL ACCOLADES

Sanna Talonen..... Team of Season - Second, 2008
 Becky Edwards..... Team of Season - First, 2009
 Tiffany McCarty..... Team of Season - First, 2009
 Toni Pressley Team of Season - Third, 2010
 Kassey Kallman..... Team of Season - First, 2012

Ines Jaurena..... Team of Season - Second, 2012
 Kassey Kallman..... Best XI - First, 2013
 Dagny Brynjarsdottir..... Best XI - Second, 2013
 Dagny Brynjarsdottir..... Best XI - First, 2014

Kristin Grubka..... Best XI - First, 2014
 Cheyna Williams..... Best XI - Third, 2014
 Megan Connolly Best XI - Third, 2015
 Megan Connolly Freshman of the Year, 2015

Megan Connolly Freshman Best XI - First, 2015
 Kaycie Tillman..... Freshman Best XI - First, 2015
 Natalia Kuikka..... Freshman Best XI - Second, 2015
 Cassie Miller..... Best XI - First, 2016

Kirsten Crowley..... Best XI - Second, 2016
 Deyna Castellanos..... Freshman Best XI - First, 2016
 Malia Berkely..... Freshman Best XI - Second, 2016
 Deyna Castellanos..... Best XI - First, 2017

Gloriana Villalobos..... Freshman Best XI - Second, 2017
 Natalia Kuikka..... Best XI - Second, 2018
 Deyna Castellanos..... Best XI - Third, 2018
 Yujie Zhao..... Freshman Best XI - First, 2018

Jaelin Howell..... Freshman Best XI - First, 2018
 Brooke Bollinger..... Freshman Best XI - Second, 2018
 Deyna Castellanos Best XI - First, 2019

Malia Berkely..... Best XI - Third, 2019
 Jenna Nighswonger..... Freshman Best XI - Second, 2019
 Jaelin Howell..... Best XI - First, 2020, 2021
 Emily Madril..... Best XI - First, 2020, 2021

Clara Robbins..... Best XI - Third, 2020
 Cristina Roque..... Freshman Best XI - First, 2020
 Best XI - Second, 2021
 Lauren Flynn..... Best XI - Third, 2021

ALL-ROOKIE TEAM

Tiffany McCarty..... First Team, 2008
 Kassey Kallman..... Second Team, 2010
 Kelsey Wys..... Second Team, 2010
 Nickolette Driesse..... Second Team, 2013
 Emma Koivisto..... First Team, 2014
 Cassie Miller..... First Team, 2014

WEEKLY HONORS

Tiffany McCarty..... Team of the Week (8/31/08)
 Jessica Price..... Team of the Week (9/7/09)
 Tiffany McCarty..... Team of the Week (9/28/09)
 Team of the Week (10/19/09)

Ella Stephan..... Team of the Week (10/26/09)
 Jessica Price..... Team of the Week (12/16/09)
 Kelsey Wys..... Team of the Week (8/23/10)
 Rachel Lim..... Team of the Week (10/4/10)
 Toni Pressley Team of the Week (12/15/10)
 Kassey Kallman..... Team of the Week (12/22/10)
 Kassey Kallman..... Team of the Week (8/29/11)
 Tiffany McCarty..... Team of the Week (9/12/11)
 Team of the Week (9/26/11) & (11/29/11)

Kelsey Wys..... Team of the Week (11/7/11)
 Tiana Brockway Team of the Week (11/14/11)
 Janice Cayman..... Team of the Week (11/21/11)
 Dagny Brynjarsdottir Team of the Week (11/29/11)

Ines Jaurena..... Team of the Week (11/29/11)
 Kristin Grubka..... Player/Team of the Week (9/3/12)
 Tiana Brockway Team of the Week (9/17/12)
 Kassey Kallman..... Team of the Week (9/17/12)

Ines Jaurena..... Team of the Week (9/17/12)
 Team of the Week (10/15/12)
 Casey Short..... Team of the Week (9/17/12)
 Kelsey Wys..... Team of the Week (9/13/12)
 Dagny Brynjarsdottir Team of the Week (10/29/12)

Tiffany McCarty..... Team of the Week (11/19/12)
 Kirsten Crowley..... Team of the Week (9/3/13)
 Dagny Brynjarsdottir..... Team of the Week (9/3/13)

Player/Team of the Week (11/25/13)
 Kristin Grubka..... Player/Team of the Week (9/17/13)
 Kelsey Wys..... Team of the Week (9/24/13)
 Megan Campbell..... Team of the Week (10/14/13)
 Kassey Kallman..... Team of the Week (11/13/13)

Player/Team of the Week (12/3/13)
 Marta Bakowska-Mathews Team of the Week (12/3/13)
 Kristin Grubka..... Team of the Week (8/26/14)

Team of the Week (11/24/14)
 Dagny Brynjarsdottir..... Team of the Week (9/3/14)
 Team of the Week (10/14/14)

Marta Bakowska-Mathews Team of the Week (9/15/14)
 Cheyna Williams..... Team of the Week (9/30/14)
 Team of the Week (12/1/14)

Carson Pickett..... Team of the Week (11/10/14)
 Jamia Fields Team of the Week (12/1/14)
 Michaela Hahn..... Team of the Week (12/1/14)

Kirsten Crowley..... Team of the Week (9/29/15)
 Team of the Week (12/1/15)
 Megan Connolly Team of the Week (9/8/15)

Team of the Week (9/29/15)
 Team of the Week (10/20/15)
 Team of the Week (12/1/15)

Kaycie Tillman..... Team of the Week (10/6/15)
 Team of the Week (12/1/15)

Natalia Kuikka..... Team of the Week (11/10/15)
 Team of the Week (11/24/15)

Michaela Hahn..... Team of the Week (12/1/15)
 Deyna Castellanos..... Team of the Week (8/23/16)
 Megan Connolly Team of the Week (11/8/16)
 Kirsten Crowley..... Team of the Week (10/25/16)

Team of the Week (11/8/16)
 Natalia Kuikka..... Team of the Week (11/15/16)
 Kirsten Pavlisko..... Team of the Week (8/24/21)

Jenna Nighswonger..... Team of the Week (9/28/21)
 Beata Olsson..... Team of the Week (10/5/21)
 Jaelin Howell..... Team of the Week (10/19/21)

Sanna Talonen..... Freshman of the Year Finalist, 2008
 Mark Krikorian Coach of the Year, 2005
 Patrick Baker..... Runner-Up Coach of the Year, 2000
 Patrick Baker..... Runner-Up Coach of the Year, 2003

Tiffany McCarty..... Freshman of the Year Finalist, 2008
 Mark Krikorian Coach of the Year, 2005
 Patrick Baker..... Runner-Up Coach of the Year, 2000
 Patrick Baker..... Runner-Up Coach of the Year, 2003

ALL-AMERICANS

Emma Breland Third, 2000
 Cindy Schofield Honorable Mention, 2001
 Amber Tollefson Honorable Mention, 2001

Cindy Schofield Third, 2002
 Leah Gallegos First, 2003
 Katie Beal Third, 2003
 Kelly Rowland..... Second, 2004

Viola Odebrecht First, 2005
 India Trotter Second, 2005
 Selin Kuralay Third, 2005; First, 2006
 Katrin Schmidt..... Second, 2006

India Trotter..... Second, 2006
 Mami Yamaguchi..... First, 2007
 Amanda DaCosta..... Second, 2007; First, 2008
 Becky Edwards..... Fourth, 2007

Sanna Talonen..... First, 2008
 Sarah Wagenfuhr..... Second, 2008

FRESHMAN ALL-AMERICANS

Emma Breland First Team, 2000
 Katie Beal First Team, 2001
 Camie Bybee Second Team, 2001

India Trotter First Team, 2003
 Julia Schnugg..... First Team, 2003
 Kelly Rowland..... Honorable Mention, 2003
 Sarah Wagenfuhr First Team, 2005

Katrin Schmidt..... Second Team, 2005
 Mami Yamaguchi..... Honorable Mention, 2005
 Amanda DaCosta..... First Team, 2007
 Sanna Talonen..... First Team, 2007

Marissa Kazbour..... Fourth Team, 2007
 Erin McNulty Fourth Team, 2007
 Tiffany McCarty..... First Team, 2008
 Tori Huster..... Third Team, 2008

Marta Bakowska-Mathews Team of the Week (9/05/01)
 Camie Bybee Team of the Week (9/26/01)
 Cindy Schofield Team of the Week (10/10/01)

Leah Gallegos Team of the Week (9/25/02)
 Cindy Schofield Team of the Week (10/30/02)
 Julia Schnugg Team of the Week (9/24/03)
 Leah Gallegos Team of the Week (10/15/03)

Kelly Rowland Team of the Week (11/12/03)
 Camie Bybee Team of the Week (9/01/04)
 Kelly Rowland..... Team of the Week (9/21/04)

Team of the Week (10/13/04)
 Mami Yamaguchi Team of the Week (8/30/06)
 Katrin Schmidt..... Team of the Week (10/10/06)

Ali Mims Team of the Week (11/7/06)
 Becky Edwards..... Team of the Week (10/1/07)
 Katrin Schmidt..... Team of the Week (10/8/07)

Mami Yamaguchi..... Team of the Week (10/29/07)
 Amanda DaCosta..... Team of the Week (11/5/07)
 Tiffany McCarty..... Team of the Week (8/25/08)

Team of the Week (10/13/08)
 Sarah Wagenfuhr..... Team of the Week (9/29/08)
 Sanna Talonen..... Team of the Week (10/27/08)

NCAA - COLLEGE CUP
 India Trotter All-Tournament Team, 2003, 2005, 2006
 Kelly Rowland All-Tournament Team, 2006
 Mami Yamaguchi..... All-Tournament Team, 2007

Amanda DaCosta..... All-Tournament Team, 2007
 Sanna Talonen..... All-Tournament Team, 2007
 Tori Huster..... All-Tournament Team, 2011
 Tiffany McCarty..... All-Tournament Team, 2012

Jamia Fields..... Most Outstanding Player-Offense, 2013
 All-Tournament Team, 2013
 Kristin Grubka..... All-Tournament Team, 2013
 Kelsey Wys..... All-T

HONORS & AWARDS

Jamia Fields All-Tournament Team, 2014
 Kristin Grubka All-Tournament Team, 2014
 Cassie Miller All-Tournament Team, 2014
 Isabella Schmid All-Tournament Team, 2014
 Cheyna Williams... Most Outstanding Player-Offense, 2014
 2020, 2021
 All-Tournament Team, 2015
 Megan Connolly All-Tournament Team, 2015
 Deyna Castellanos All-Tournament Team, 2018
 Yujie Zhao All-Tournament Team, 2018, 2020, 2021
 Jaelin Howell All-Tournament Team, 2018, 2021
 2018 Most Outstanding Defensive Player
 Jenna Nighswonger All-Tournament Team, 2020
 Clara Robbins All-Tournament Team, 2020
 Emily Madril All-Tournament Team, 2020, 2021
 2021 Most Outstanding Offensive Player
 Cristina Roque All-Tournament Team, 2021
 2021 Most Outstanding Defensive Player

NCAA - ELITE 89 AWARD

Kacy Scarpa 2014

NCAA - ELITE 90 AWARD

Gabby Carle 2018, 2021
 Kristina Lynch 2020

REGIONAL HONORS

NSCAA/UNITED SOCCER COACHES ALL-REGION

Melissa Juhl Second, 1996
 Emma Breland Second, 2000
 Sarah Crawford Third, 2000
 Rachael Watkin Third, 2000
 Cindy Schofield Second, 2001; Third, 2002
 Amber Tollefson Second, 2001
 Leah Gallegos First, 2003
 Katie Beal Second, 2003
 Kristin Boyce Third, 2003
 Joy McKenzie Third, 2003
 Kelly Rowland Second, 2004; Second, 2005; First, 2006
 Julia Schnugg Third, 2004
 Joy McKenzie Third, 2004
 India Trotter Third, 2004; First, 2005; First, 2006
 Viola Odebrecht First, 2005; First, 2006
 Selin Kuralay First, 2005; First, 2006
 Sarah Wagenfuhr... Second, 2005; Second, 2006; First, 2008
 Katrin Schmidt..... Second, 2006
 Mami Yamaguchi First, 2007
 Becky Edwards First, 2007; First, 2008; First, 2009
 Amanda DaCosta..... Second, 2007; First, 2008
 Sanna Talonen..... Second, 2009; First, 2010
 Sanna Talonen..... First, 2008
 Tiffany McCarty..... Second, 2008; First, 2009
 First, 2011; Second, 2012
 Toni Pressley Second, 2009; First, 2010
 Jessica Price..... Third, 2009
 Tori Huster Third, 2010; First, 2011
 Ines Jaurena First, 2011; First, 2012
 Dagny Brynjarsdottir..... First, 2012; First, 2013; First, 2014
 Kasey Kallman Second, 2012; First, 2013
 Casey Short..... Second, 2012
 Kelsey Wys..... Second, 2012; Second, 2013
 Kristin Grubka First, 2013; First, 2014
 Megan Campbell..... Second, 2013
 Cheyna Williams..... First, 2014
 Cassie Miller Third, 2014; Second, 2015; First, 2016
 Megan Connolly First, 2015
 Kirsten Crowley Third, 2015; First, 2016
 Michaela Hahn Third, 2015
 Deyna Castellanos..... First, 2016; First, 2017; First 2018; First, 2019

Natalia Kuikka First, 2016; Second, 2017; First 2018
 Kaycie Tillman First, 2016
 Yujie Zhao First, 2018, 2020, 2021; Third, 2019
 Jaelin Howell Third, 2018; Second, 2019; First, 2020, 2021
 Malia Berkely..... First, 2019; First, 2020
 Emily Madril..... First, 2020, 2021
 Cristina Roque Second, 2020
 Beata Olsson First, 2021

INDIVIDUAL ACCOLADES

Mark Krikorian SE Coach of the Year, 2005
 Mick Statham..... SE Asst Coach of the Year, 2005
 Mark Krikorian SE Coach of the Year, 2009
 Mark Krikorian SE Coach of the Year, 2012
 Mark Krikorian SE Coach of the Year, 2014
 Mike Bristol..... SE Asst Coach of the Year, 2014
 Morinao Imaizumi SE Asst Coach of the Year, 2015

ACADEMIC ALL-REGION

India Trotter First, 2005
 Katrin Schmidt..... First, 2007; Third, 2008
 Kirsten van de Ven..... First, 2007
 Becky Edwards First, 2008; First, 2009
 Marissa Kazbour..... Honorable Mention, 2009
 Casey Short First, 2010
 Janice Cayman Second, 2010
 Tori Huster Second, 2010; First, 2011
 Ella Stephan Second, 2010; Second, 2011
 Janice Cayman Second, 2011
 Tiana Brockway Third, 2011; Third, 2012
 Kasey Kallman First, 2012; First, 2013
 Casey Short First, 2012
 Dagny Brynjarsdottir First, 2012
 Michaela Hahn Third, 2014
 Isabella Schmid Third, 2014
 Kirsten Crowley First, 2016
 Emma Koivisto Third, 2017
 Malia Berkely First, 2020
 Clara Robbins Second, 2020

SOCCER BUZZ SOUTHEAST ALL-REGION

INDIVIDUAL ACCOLADES
 Patrick Baker Coach of the Year, 2000
 Emma Breland Freshman of the Year, 2000
 Patrick Baker Runner-Up Coach of the Year, 2005
 Mark Krikorian Coach of the Year, 2005
 Mami Yamaguchi Player of the Year, 2007
 Amanda DaCosta..... Freshman of the Year, 2007
 Tiffany McCarty..... Freshman of the Year, 2008

SOUTHEAST ALL-REGION

Emma Breland First, 2000
 Sarah Crawford Second, 2000
 Marte Vik Edvardsen Second, 2010
 Rachael Watkin Second, 2000
 Cindy Schofield First, 2001; First, 2002
 Amber Tollefson First, 2001; Third, 2002
 Katie Beal Third, 2001; First, 2003
 Kristin Boyce Third, 2001; Third, 2002
 Leah Gallegos First, 2003
 Joy McKenzie Second, 2003
 India Trotter ... Second, 2003; Second, 2004; First, 2006
 Kelly Rowland First, 2004; Third, 2005; Second, 2006
 Joy McKenzie Second, 2004
 Julia Schnugg Second, 2004
 Sara Wagenfuhr Second, 2005
 Katrin Schmidt..... Third, 2005; First, 2006; Second, 2007
 Selin Kuralay First, 2006
 Ali Mims Second, 2006
 Mami Yamaguchi Third, 2006; First, 2007
 Amanda DaCosta..... First, 2007; First, 2008
 Becky Edwards First, 2007; First, 2008
 Sanna Talonen..... Second, 2007; First, 2008

Sarah Wagenfuhr First, 2008

ALL-FRESHMAN

Danielle Foard All-Freshman, 1997
 Emma Breland All-Freshman, 2000
 Katie Beal All-Freshman, 2001
 Camie Bybee All-Freshman, 2001
 Leah Gallegos All-Freshman, 2002
 Kelly Rowland All-Freshman, 2003
 India Trotter All-Freshman, 2003
 Julia Schnugg All-Freshman, 2003
 Becky Edwards All-Freshman, 2006
 Amanda DaCosta..... All-Freshman, 2007
 Sanna Talonen All-Freshman, 2007
 Marissa Kazbour..... All-Freshman, 2007
 Erin McNulty All-Freshman, 2007
 Tori Huster All-Freshman, 2008
 Tiffany McCarty..... All-Freshman, 2008
 Casey Short All-Freshman, 2008
 Ella Stephan All-Freshman, 2008

CoSIDA/CAPITAL ONE ACADEMIC ALL-DISTRICT

India Trotter First, 2005
 Kelly Rowland Third, 2005
 Holly Peltzer Third, 2005
 Katrin Schmidt..... Third, 2006; Second, 2007; Third, 2008
 Mami Yamaguchi Third, 2006
 Becky Edwards ... First, 2007; Second, 2008; First, 2009
 Kirsten van de Ven Second, 2007
 Sanna Talonen Second, 2008
 Marissa Kazbour Third, 2008; Third, 2009
 Lauren Switzer Third, 2008
 Tori Huster Second, 2009; Second, 2010; First, 2011
 Erin McNulty Third, 2009
 Kasey Kallman First, 2011; First, 2012; First, 2013
 Janice Cayman Second, 2011
 Casey Short First, 2012
 Dagny Brynjarsdottir First, 2014



TIFFANY MCCARTY IS ONE OF JUST SIX PLAYERS IN ACC HISTORY TO EARN BOTH PLAYER & FRESHMAN OF THE YEAR ACCOLADES.

Kirsten Crowley First, 2015
 Michaela Hahn First, 2015
 Emma Koivisto First, 2015; First, 2017
 Isabella Schmid First, 2015
 Cheyna Williams First, 2015
 Gabby Carle 2019, 2021
 Kristina Lynch 2019, 2021

SOCCERFLA.COM

India Trotter ... Florida Player of the Year - 2005, 2006

WEEKLY HONORS

Tiffany McCarty..... Player of the Week (8/31/08)

COLLEGE SPORTS TELEVISION

Leah Gallegos..... Second All-American, 2003

SOCCER TIMES ALL-AMERICANS

Leah Gallegos Second, 2003
 Katie Beal Honorable Mention, 2003
 India Trotter Honorable Mention, 2003

ACC HONORS

ACC OFFENSIVE PLAYER OF THE YEAR

Mami Yamaguchi 2007
 Tiffany McCarty 2009
 Dagny Brynjarsdottir 2014
 Deyna Castellanos 2019

ACC MIDFIELDER OF THE YEAR

Deyna Castellanos 2019
 Jaelin Howell 2020, 2021

ACC DEFENSIVE PLAYER OF THE YEAR

Kasey Kallman 2013
 Kristin Grubka 2014
 Malia Berkely 2019, 2020
 Emily Madril 2021

ACC FRESHMAN OF THE YEAR

Tiffany McCarty..... 2008
 Megan Connolly 2015
 Yujie Zhao 2018

ACC COACH OF THE YEAR

Mark Krikorian 2005, 2009, 2012, 2014, 2020

ACC TOURNAMENT MVP

Kelsey Wys..... 2011
 Kasey Kallman 2013
 Dagny Brynjarsdottir 2014
 Natalia Kuikka 2015
 Natalia Kuikka 2016
 Clara Robbins 2020, 2021

ACC SCHOLAR-ATHLETE OF THE YEAR

Tori Huster 2011
 Kasey Kallman 2013
 Dagny Brynjarsdottir 2014
 Gabby Carle 2-21

ALL-ACC

Melissa Juhl Second, 1996
 Emma Breland..... First, 2000
 Cindy Schofield..... First, 2001; First, 2002
 Amber Tollefson Second, 2001
 Kristin Boyce First, 2003
 Leah Gallegos..... First, 2003
 Joy McKenzie First, 2004
 India Trotter First, 2004; First, 2005; First, 2006
 Kelly Rowland Second, 2004; Second, 2006
 Julia Schnugg Second, 2004
 Selin Kuralay First, 2005; First, 2006

Viola Odebrecht..... First, 2005
 Katrin Schmidt..... First, 2006
 Mami Yamaguchi First, 2007
 Amanda DaCosta..... Second, 2007; First, 2008
 Sanna Talonen..... Second, 2009; First, 2010
 Sanna Talonen..... First, 2008
 Sarah Wagenfuhr First, 2008
 Becky Edwards Second, 2008; First, 2009
 Tiffany McCarty..... First, 2009; First, 2011; Second, 2012

Toni Pressley Second, 2009; First, 2010
 Jessica Price Second, 2009
 Tori Huster Second, 2010; First, 2011
 Ines Jaurena Second, 2010
 Kasey Kallman Second, 2010; First, 2012; First, 2013
 Kelsey Wys..... Second, 2010; First, 2012; Second, 2013
 Casey Short..... Second, 2010; Second, 2012
 Ines Jaurena First, 2011; First, 2012
 Dagny Brynjarsdottir..... Second, 2012; First, 2013; First, 2014

Megan Campbell Second, 2013; Second, 2015
 Kristin Grubka Second, 2013; First, 2014
 Jamia Fields Second, 2014
 Cassie Miller ... Second, 2014; Second, 2015; Second, 2016
 Isabella Schmid Third, 2014
 Berglind Thorvaldsdottir Third, 2014
 Megan Connolly First, 2015
 Cheyna Williams First, 2015
 Kirsten Crowley Second, 2015; First, 2016
 Emma Koivisto Third, 2015; Third, 2016
 Carson Pickett Third, 2015

Michaela Hahn Third, 2015
 Deyna Castellanos Second, 2016; First, 2017; First 2018; First, 2019
 Megan Connolly Second, 2016
 Natalia Kuikka Second, 2016; First, 2017; Second, 2018
 Gloriana Villalobos Third, 2017
 Yujie Zhao First, 2018; First 2019; First 2020
 Jaelin Howell Second, 2018; First 2019, 2020, 2021

Malia Berkely.. Third, 2018; First 2019; First 2020
 Emily Madril..... Second 2020; First 2021
 Clara Robbins Second 2020, 2021
 Cristina Roque Second 2020
 Jenna Nighswonger Third 2020
 Gabby Carle Second 2021
 Beata Olsson Second 2021
 Jody Brown Third 2021

ALL-ACC FRESHMAN TEAM

Emma Breland..... 2000
 Katie Beal 2001
 Camie Bybee 2001
 Jez Ratliff 2001
 Leah Gallegos 2002
 Julia Schnugg 2003
 India Trotter 2003
 Libby Gianceskis 2004
 Sara Wagenfuhr 2005
 Katrin Schmidt..... 2005
 Mami Yamaguchi 2005
 Becky Edwards 2006
 Amanda DaCosta 2007
 Tori Huster 2008
 Tiffany McCarty 2008
 Casey Short 2008
 Ines Jaurena 2009
 Kasey Kallman 2010
 Dagny Brynjarsdottir 2011
 Jamia Fields 2011
 Carson Pickett 2012
 Isabella Schmid 2012
 Nickolette Driesse 2013
 Emma Koivisto 2014

Megan Connolly 2015
 Kaycie Tillman 2015
 Natalia Kuikka 2015
 Deyna Castellanos 2016
 Malia Berkely 2016
 Kristen McFarland 2016
 Gloriana Villalobos 2017
 Yujie Zhao 2018
 Jaelin Howell 2018
 Jenna Nighswonger 2019
 Heather Payne 2019
 Jody Brown 2020
 Cristina Roque 2020
 Kaitlyn Zipay 2020
 Mia Justus 2021
 Maria Alagoa 2021

ACC ALL-TOURNAMENT TEAM

Sarah Crawford..... 2000
 Rachael Watkin 2000
 Katie Beal 2001
 Heather Dyche 2001
 Amber Tollefson 2001
 Katie Beal 2003
 Joy McKenzie 2003
 Kelly Rowland 2003
 Leah Gallegos 2003
 Holly Peltzer 2005
 Ali Mims 2006
 Kelly Rowland 2006
 India Trotter 2006
 Mami Yamaguchi 2006
 Amanda DaCosta 2007
 Katrin Schmidt..... 2007
 Lauren Switzer 2007
 Mami Yamaguchi 2007
 Amanda DaCosta 2009
 Becky Edwards 2009
 Tiffany McCarty 2009
 Jessica Price 2009
 Janice Cayman 2011
 Tiffany McCarty 2011
 Toni Pressley 2011
 Jessica Price 2011
 Kelsey Wys 2011
 Dagny Brynjarsdottir 2012
 Tiffany McCarty 2012
 Dagny Brynjarsdottir 2013
 Kristin Grubka 2013
 Kasey Kallman 2013
 Isabella Schmid 2013
 Kelsey Wys 2013
 Dagny Brynjarsdottir 2014
 Megan Campbell 2014
 Jamia Fields 2014
 Carson Pickett 2014
 Cheyna Williams 2014
 Natalia Kuikka 2015
 Megan Connolly 2015
 Cheyna Williams 2015
 Kirsten Crowley 2015
 Natalia Kuikka 2016
 Kirsten Crowley 2016
 Megan Connolly 2016
 Cassie Miller 2016
 Deyna Castellanos 2019
 Clara Robbins (MVP) 2020, 2021
 Jaelin Howell 2020
 Jenna Nighswonger 2020
 Malia Berkely 2020
 Cristina Roque 2020, 2021
 Maria Alagoa 2021
 Lauren Flynn 2021
 Emily Madril 2021

ACC STATISTICAL LEADERS

Cindy Schofield..... 17 Goals, 2001
 Leah Gallegos 7 GWG, 2003



HONORS & AWARDS

Mami Yamaguchi 66 points, 2007
Mami Yamaguchi 2,44 points per game, 2007
Mami Yamaguchi 24 goals, 2007
Mami Yamaguchi 0.89 goals per game, 2007
Mami Yamaguchi 18 assists, 2007
Mami Yamaguchi 0.67 assists per game, 2007
Sanna Talonen 6 GWG, 2007
Jessica Price 42 points, 2009
Jessica Price 1.68 points per game, 2009
Tiffany McCarty 17 goals, 2009
Tiffany McCarty 0.68 goals per game, 2009
Jessica Price 8 GWG, 2009
Kelsey Wys 91 saves, 2010
Kelsey Wys 12 shutouts, 2010
Kelsey Wys 0.55 shutouts per game, 2010
Kelsey Wys 843 save percentage, 2010
Kelsey Wys 830 save percentage, 2012
Kelsey Wys 10 shutouts, 2012
Kelsey Wys 818 save percentage, 2013
Kelsey Wys 15 shutouts, 2013
Kelsey Wys 0.54 shutouts per game, 2013
Dagny Brynjarsdottir 3.78 shots per game, 2014
Dagny Brynjarsdottir & Cheyna Williams 5 GWG, 2014
Cassie Miller 0.34 GAA, 2014
Cassie Miller 19 shutouts, 2014
Cassie Miller 0.73 shutouts per game, 2014
Megan Connolly 5 GWG, 2016
Cassie Miller 0.40 GAA, 2016
Cassie Miller 13 shutouts, 2016
Deyna Castellanos 114 Shots, 2018
Brooke Bollinger 0.50, Shutouts per game, 2018

ACC PLAYER OF THE WEEK

Oct. 21, 1996 Melissa Juhl
Oct. 19, 1998 Jill Ford
Sept. 24, 2001 Amber Tollefson
Oct. 8, 2001 Cindy Schofield
Nov. 5, 2001 Cindy Schofield
Sept. 23, 2002 Leah Gallegos
Oct. 14, 2003 Leah Gallegos
Sept. 20, 2004 Julia Schnugg
Oct. 11, 2004 Joy McKenzie
Sept. 12, 2005 Selin Kuralay
Sept. 19, 2005 Holly Peltzer
Oct. 31, 2005 Selin Kuralay
Aug. 28, 2006 Mami Yamaguchi
Oct. 21, 2008 Sanna Talonen
Nov. 4, 2008 Sanna Talonen
Sept. 8, 2009 Jessica Price
Sept. 22, 2009 Toni Pressley
Sept. 29, 2009 Tiffany McCarty
Oct. 20, 2009 Tiffany McCarty
Oct. 27, 2009 Ella Stephan
Oct. 4, 2010 Rachel Lim
Sept. 6, 2011 Jessica Price
Sept. 13, 2011 Tiffany McCarty
Aug. 28, 2012 Kelsey Wys
Sept. 4, 2012 Kristin Grubka
Sept. 18, 2012 Kelsey Wys
Oct. 2, 2012 Dagny Brynjarsdottir
Sept. 3, 2013 Kirsten Crowley
Sept. 24, 2013 Kelsey Wys
Nov. 5, 2013 Marta Bakowska-Mathews
Sept. 15, 2014 Marta Bakowska-Mathews
Oct. 28, 2014 Dagny Brynjarsdottir
Aug. 25, 2015 Kirsten Crowley (Defensive)
Sept. 8, 2015 Megan Connolly (Offensive)
Sept. 29, 2015 Kirsten Crowley (Defensive)
Sept. 29, 2015 Megan Connolly (Offensive)
Oct. 13, 2015 Cassie Miller (Defensive)
Aug. 23, 2016 Cassie Miller (Defensive)
Sept. 13, 2016 Kirsten Crowley (Defensive)
Oct. 25, 2016 Cassie Miller (Defensive)
Oct. 1, 2019 Deyna Castellanos (Offensive)
Nov. 5, 2019 Deyna Castellanos (Offensive)
Oct. 20, 2020 Clara Robbins (Co-Offensive)
Nov. 3, 2020 Cristina Roque (Defensive)

Aug. 24, 2021 Jaelin Howell (Defensive)
Sept. 13, 2021 Emily Madril (Defensive)
Sept. 28, 2021 Emily Madril (Defensive)
Oct. 5, 2021 Beata Olsson (Offensive)

ACC ALL-ACADEMIC TEAM

By Year:
2005 3
2006 4
2007 6
2008 4
2009 6
2010 7
2011 8
2012 7
2013 5
2014 7
2015 9
2016 4
2017 3
2018 6
2019 5
2020 10
2021 10

By Name:
Gabby Carle (4) 2018, 2019, 2020, 2021
Becky Edwards (4) 2006, 2007, 2008, 2009
Kassey Kallman (4) 2010, 2011, 2012, 2013
Emma Koivisto (4) 2014, 2015, 2016, 2017
Kristina Lynch (4) 2018, 2019, 2020, 2021
Katrin Schmidt (4) 2005, 2006, 2007, 2008

Malia Berkley (3) 2018, 2019, 2020
Megan Campbell (3) 2013, 2014, 2015
Tori Huster (3) 2009, 2010, 2011
Marissa Kazbour (3) 2007, 2008, 2009
Natalia Kuikka (3) 2015, 2016, 2018
Jessica Price (3) 2009, 2011, 2012
Kaycie Tillman (3) 2015, 2016, 2017

Tiana Brockway (2) 2011, 2012
Dagny Brynjarsdottir (2) 2013, 2014
Janice Cayman (2) 2010, 2011
Kirsten Crowley (2) 2015, 2016
Jamia Fields (2) 2011, 2012
Dallas Dorosy (2) 2017, 2018
Kristin Grubka (2) 2013, 2014
Ines Jaurena (2) 2010, 2012
Emily Madril (2) 2020, 2021
Tiffany McCarty (2) 2009, 2012
Erin McNulty (2) 2007, 2009
Jenna Nighswonger (2) 2019, 2021
Kirsten Pavlisko (2) 2020, 2021
Carson Pickett (2) 2014, 2015
Cristina Roque (2) 2020, 2021
Isabella Schmid (2) 2014, 2015
Casey Short (2) 2010, 2012
Sanna Talonen (2) 2007, 2008
Kirsten van de Ven (2) 2006, 2007
Cheyna Williams (2) 2014, 2015
Kelsey Wys (2) 2010, 2011

Maria Alagoa (1) 2021
Jody Brown (1) 2020
Amanda DaCosta (1) 2010
Nickolette Driesse (1) 2013
Michaela Hahn (1) 2015
Kristen McFarland (1) 2018
Ali Mims (1) 2005
Viola Odebrecht (1) 2005
Beata Olsson (1) 2021
Heather Payne (1) 2020
Clara Robbins (1) 2021
Kelly Rowland (1) 2006
Ella Stephan (1) 2011
Kaitlyn Zipay (1) 2020

ACC ACADEMIC HONOR ROLL

Six-Time Honoree
Jessica Price 2007, 2008, 2009, 2010, 2011, 2012

Five-Time Honoree
Kirsten Crowley 2012, 2013, 2014, 2015, 2016
Kristen McFarland 2016, 2017, 2018, 2019, 2020
Clara Robbins 2016, 2017, 2018, 2019, 2020
Casey Short 2008, 2009, 2010, 2011, 2012

Four-Time Honoree

Malia Berkley 2017, 2018, 2019, 2020
Dagny Brynjarsdottir 2011, 2012, 2013, 2014
Gabby Carle 2017, 2018, 2019, 2020
Kimmy Diaz 2006, 2007, 2008, 2009
Heather Dyche 1998, 1999, 2000, 2001
Jenny Garcia 1999, 2000, 2001, 2002
Haylie Grant 2014, 2015, 2016, 2017
Michaela Hahn 2012, 2013, 2014, 2015
Ashley Halter 1997, 1998, 1999, 2000
Ari Hudson 2014, 2015, 2016, 2017
Tori Huster 2008, 2009, 2010, 2011
Emma Koivisto 2014, 2015, 2016, 2017
Janine Lavoie 1995, 1996, 1997, 1998
Erin McNulty 2007, 2008, 2009, 2010
April Murphy 1997, 1998, 1999, 2000
Isabella Schmid 2012, 2013, 2014, 2015
Katrin Schmidt 2005, 2006, 2007, 2008
Ella Stephan 2008, 2009, 2010, 2011

Three-Time Honoree

Marta Bakowska-Mathews 2012, 2013, 2014
Olivia Bergau 2015, 2016, 2017
Kristin Boyce 2001, 2002, 2003
Tiana Brockway 2010, 2011, 2012
Jessica Driscoll 1995, 1996, 1997
Becky Edwards 2006, 2007, 2008
Macayla Edwards 2015, 2016, 2017
Kristin Grubka 2012, 2013, 2014
Ines Jaurena 2009, 2010, 2012
Marissa Kazbour 2007, 2008, 2009
Lauren Lynch 1995, 1996, 1998
Kristina Lynch 2018, 2019, 2020
Emily Madril 2017, 2019, 2020
Tiffany McCarty 2008, 2009, 2012
Carson Pickett 2013, 2014, 2015
Jez Ratliff 2001, 2003, 2004
Kaycie Tillman 2015, 2016, 2017
Amber Tollefson 2001, 2002, 2003
Janna Walkup 1995, 1997, 1998
Rachael Watkin 1997, 1998, 2000

Two-Time Honoree

Katie Beal 2001, 2003
Jessica Bell 2002, 2003
Brooke Bollinger 2018, 2019
Jordan Bryant 2004, 2005
Megan Campbell 2013, 2015
CC Cobb 2010, 2011
Alyssa Conarton 2019, 2020
Sarah Crawford 1999, 2000
Sarah Deacon 1999, 2000
Dallas Dorosy 2015, 2017
Maren Vik Edvardson 1999, 2001
Jamia Fields 2011, 2012
Holly Fritz 2015, 2016
Tori George 2000, 2001
Libby Ganeskis 2004, 2005
Jamie Gurtov 1998, 1999
Caroline Jeffers 2018, 2019
Meredith Jones 1999, 2000
Kassey Kallman 2010, 2012
Rachel Lim 2007, 2009
Katie Lunn 1996, 1997
Margo McAuley 2007, 2008
Rachel McDowell 2003, 2004
Ali Mims 2001, 2004
Tifani Mullen 2009, 2010
LeiLanni Nesbeth 2019, 2020
Jenna Nighswonger 2019, 2020
Molly Nye 1996, 1998

Kirsten Pavlisko 2019, 2020
Heather Payne 2019, 2020
Christy Peacock 1999, 2001
Holly Peltzer 2004, 2007
Erin Preston 2002, 2003
Kelly Rowland 2004, 2006
Melissa Samokishyn 2004, 2005
Kacy Scarpa 2012, 2013
Nicole Sedgwick 1996, 1997
Sally Shelgren 1997, 1998
Jacki Stradtman 1995, 1996
Lauren Switzer 2007, 2009
Makala Thomas 2019, 2020
Jessica Vaccaro 2004, 2005
Kirsten van de Ven 2005, 2006
Cheyna Williams 2014, 2015
Kelsey Wys 2009, 2010
Kerry York 2001, 2002
Susanna Zorn 2008, 2009

One-Time Honoree

Tori Abnathy 2012
Katie Bolinsky 2008
Erin Brown 2002
Jody Brown 2020
Camie Bybee 2001
Marion Cagle 2001
Janice Cayman 2010
Taryn Cervi 1997
Megan Connolly 2017
Amanda DaCosta 2009
Leslie Del Rio 1999
Stephanie Dietrich 1997
Nickolette Driesse 2013
Marte Vik Edvardsen 2001
Lauren Flynn 2020
Danielle Foard 1997
Ashlee Fontes 2002
Jill Ford 1998
Ansley Gascoigne 1999
Katya Gokhman 2010
Janey Hallberg 1999
Taylor Hallmon 2017
Kahlia Hogg 2012
Kelly Huff 1995
Iraia Iturregi 2006
Ran Iwai 2020
Elin Jensen 2015
Jordan Johnson 2010
Kim Johnson 1998
Melissa Juhl 1998
Ali Kalayjian 2019
Nora Kervroedan 2012
Heidi Kollanen 2016
Natalia Kuikka 2016
Selin Kuralay 2005
Julie Lanco 2008
Erica Lewis 2002
Brittany Marriott 2007
Trish Martin 1999
Helena Mastrogiannis 2004
Joy McKenzie 2001
Niki Mercier 2009
Cassie Miller 2016
Kate Milstead 2007
Abbey Newton 2019
Viola Odebrecht 2005
Alexandra Osorio 1998
Anna Patten 2017
Kelley Poole 1996
Toni Pressley 2011
Natalie Punal 2011
Taylor Radecki 2019
Katie Riley 2011
Kelly Robinson 1999
Cristina Roque 2020
Cindy Schofield 2001
Maike Seuren 2006
Katherine Spicer 1998
Colette Swensen 2006
Katie Talley 2001

Sanna Talonen 2007
India Trotter 2004
Sarah Wagenfuhr 2007
Melissa Wheeler 2006
Mami Yamaguchi 2005
Jennifer Yocca 1995
Kaitlyn Zipay 2020

ACC WEAVER-JAMES-CORRIGAN POSTGRADUATE SCHOLARSHIP AWARD RECIPIENTS

Jez Ratliff 2005
Kelly Rowland 2006
Tiana Brockway 2012
Gabby Carle 2021

FSU HALL OF FAME

Cindy Schofield 2013
India Trotter 2017
Mami Yamaguchi 2018


FIRST TEAM ALL-AMERICANS

**LEAH GALLEGOS**
2003 - SOCCER BUZZ

Leah Gallegos made Florida State history in 2003 becoming the first Seminole to garner first team All-America honors. The distinction was well deserved as she played a vital role in leading Florida State to its first College Cup appearance scoring golden goals in back-to-back overtime victories over Auburn and West Virginia in the second and third rounds, respectively. Gallegos started all 26 games for the Garnet and Gold in 2003 finishing her sophomore campaign with 39 points on 18 goals and three assists. It was a record breaking season for the Los Angeles, Calif., native as she established single-season school records for goals (18), game-winning goals (7), multi-goal games (5), shots (109) and shots on goal (60). She tied an FSU single-game record on October 27 with four goals and eight points in a win over Florida Atlantic. Following her second year at Florida State, Gallegos had scored more goals in her first two seasons (25) than any other player in school history. She went on to garner first team All-ACC accolades, while becoming the first Florida State player to receive All-America honors from the NSCAA (Third Team).

**VIOLA ODEBRECHT**
2005 - SOCCER BUZZ

In just one season, Viola Odebrecht made a lasting impression at Florida State joining former Seminole Leah Gallegos as the only Seminole to be named a first team All-American by any organization. Odebrecht started 24 games in 2005 finishing second on the team in game-winning goals (5), third in goals (9), points (26) and shots (50) and tied for third in assists with eight. It did not take long for the German junior midfielder to make herself feel at home scoring the first goal of the 2005 season, the game-winner, in a 4-0 victory over Southern California in what was her first collegiate game. Odebrecht tallied three multi-point games including her first career hat trick as Florida State defeated Virginia Tech 3-0. She led a Seminole offensive attack that established new single-season marks for goals and points. Along with Selin Kuralay and India Trotter, Odebrecht formed the first Seminole trio to tally nine or more goals in one season for the first time in program history. Odebrecht earned a spot on the All-ACC first team and was a Soccer Buzz Player of the Year finalist. She also performed in the classroom as a member of the ACC All-Academic Team and ACC Honor Roll honoree.

**SELIN KURALAY**
2005 - SOCCER AMERICA
2006 - SOCCER BUZZ

Selin Kuralay earned the distinction as Florida State's first two-time, first team All-American claiming such honors from Soccer America and Soccer Buzz in 2005 and 2006, respectively. Kuralay had the most productive offensive season of any first-year Seminole in team history in 2005 with 41 points on 16 goals and nine assists. The Australian native recorded either a game-winning goal (6) or game-winning assist (3) in nine of Florida State's school record 20 wins in 2005. She tallied five multi-goal games as a sophomore, while becoming the quickest player in FSU history to reach 10 goals doing so in the ninth game of the season. Kuralay finished the season becoming just the second player at Florida State to lead the team in every offensive category including points, goals, assists, game-winning goals, shots and shots on goal. In 2006, Kuralay led FSU in goals (13), points (29), shots (108) and game-winning goals (5) in 26 games. She began the season registering either a goal or an assist in the first five games. Kuralay was a two-time, first team All-ACC honoree. In 2006, Kuralay joined teammate India Trotter as FSU's first semifinalists for the MAC Hermann Trophy presented to the nation's top collegiate player. The Seminole forward was also a two-time Soccer Buzz Player of the Year finalist.

**KELLY ROWLAND**
2006 - NSCAA

Kelly Rowland earned first team All-America honors from the NSCAA in her final season at Florida State. She finished her Seminole career appearing in 95 games while establishing a school record for consecutive starts with 87, a mark that stands to this day. Rowland led the Seminoles to three College Cup appearances including trips in her final two seasons. During her senior campaign, Rowland tallied 14 points on five goals and four assists in over 2,200 minutes of action. She finished second on the team with four game-winning goals including the lone tally in a 1-0 shutout victory over Illinois in the third round of the NCAA Tournament. Rowland will forever be part of Florida State history as she assisted on the first Seminole goal in College Cup play finding India Trotter for a goal against Notre Dame in 2006. The Seminole defender was a two-time, second team All-ACC honoree and was named to the 2006 ACC and NCAA All-Tournament teams. Rowland earned a spot on the 2006 ACC All-Academic Team and was a two-time ACC Academic Honor Roll honoree. The Wallingford, Pa., native was the recipient of the ACC Weaver-James-Corrigan Postgraduate Scholarship in 2006.

**INDIA TROTTER**
2006 - NSCAA & SOCCER AMERICA

India Trotter garnered first team All-America honors from the NSCAA and Soccer America as a senior in 2006. After receiving second team NSCAA All-America honors in 2005, Trotter became the first two-time NSCAA All-American in school history. In her final season at Florida State, Trotter registered 19 points on eight goals and three assists in 26 games. She led the Seminoles to three appearances in the College Cup including trips in her final two seasons and was named to the NCAA All-Tournament team in 2003, 2005 and 2006. Among her eight goals during her senior year, two came against 2006 National Champion North Carolina. Trotter will forever be part of Florida State history as she scored the first Seminole goal in College Cup play finding the back of the net against Notre Dame in 2006. She finished her career as Florida State's all-time leader in games played and the leading scorer in the NCAA Tournament tallying more goals, points and game-winning goals than any Seminole in postseason play. In 2006, Trotter joined teammate Selin Kuralay as FSU's first semifinalists for the MAC Hermann Trophy presented to the nation's top collegiate player. As a member of the All-ACC first team in 2006, the Ft. Lauderdale, Fla., native became FSU's first three-time All-ACC honoree. Trotter was also named one of four finalists for the Honda Award in 2006.

**MAMI YAMAGUCHI***
2007 - NATIONAL PLAYER OF THE YEAR;
SOCCER BUZZ, SOCCER AMERICA,
NSCAA

Mami Yamaguchi became the most decorated player in Florida State soccer history in 2007 as the winner of the MAC Hermann Trophy, presented to the top female player in NCAA Division I soccer, and the school's first consensus first team All-American. Yamaguchi claimed the top individual honor after leading the country in points (66), while finishing second in goals (24) and assists (18). She concluded the season as the only student-athlete in the nation to rank in the top 10 in three major offensive categories including points per game, goals per game and assists per game. In the 2007 NCAA Tournament, she paced the Seminoles with three goals and eight assists as her assist total set the all-time postseason school mark. The junior forward played a vital role in leading the Seminoles to their first appearance in the national championship game that same year. Yamaguchi began the 2007 season registering a point in her first 10 games, while setting the school record by scoring at least one goal in seven consecutive contests. She finished the season registering a point in 22 of 26 games for the Seminoles. By year's end, Yamaguchi held the FSU single-season records for points, goals and assists. She also set the school record for points in ACC play with 15. During the 27-game schedule in 2007, Yamaguchi registered 12 multi-point performances to lead the ACC. She tallied three hat tricks that year to become the first Seminole to register three three-goal games in a career. In 2007, the Tokyo, Japan native was also recognized as the NSCAA Player of the Year and the ACC Offensive Player of the Year as well as earning first team All-ACC recognition.


FIRST TEAM ALL-AMERICANS

**AMANDA DACOSTA**
2008 - NSCAA & SOCCER BUZZ

Amanda DaCosta joined Leah Gallegos and Sanna Talonen as the only student-athletes in Florida State history to earn All-America honors as a sophomore. DaCosta finished the season fifth on the team in points with four goals and six assists. The Katonah, N.Y., native was involved in six game-winning situations in 2008 with two game-winning goals and a team-high four game-winning assists. She notched the first multi-goal game of her career in the season opener against UCF scoring two first half goals, while tying a career-high with four points. The sophomore midfielder finished the season with three multi-point performances. She was fourth on the team in shots with 43 as she tallied at least one shot in 18 straight contests. DaCosta went on to receive first team All-ACC accolades in 2008 marking the only Seminole to repeat as an all-conference honoree from 2007. She was also named a MAC Hermann Trophy Watch List candidate and a finalist for Soccer Buzz Player of the Year, while adding second team MVP honors to her list of accolades in 2008.

**SANNA TALONEN**
2008 - SOCCER AMERICA & SOCCER BUZZ

Sanna Talonen joined Leah Gallegos and Amanda DaCosta as the only student-athletes in Florida State history to earn All-America honors as a sophomore. Talonen had a stellar season in 2008 finishing the year as the team leader in points (36), goals (16) and game-winning goals (6) en route to earning first team All-ACC accolades. At one point during the year, Talonen registered a goal in six straight games, the second longest streak in school history. She wreaked havoc away from home in her two seasons at Florida State notching 32 career points on the road, while 11 of her 16 goals in 2008 came away from home. On the career charts, Talonen sits first all-time at FSU in game-winning goals (12) and multi-goal games (9). She also set the single-season school record for points and goals in ACC play with 19 and nine, respectively. With two goals and an assist against Mississippi Valley State in the first round of the NCAA Tournament, Talonen became the all-time leader at Florida State for points (22) and goals (10) in postseason play. The Finnish native was named a semifinalist for the MAC Hermann Trophy and finalist for Soccer Buzz Player of the Year in 2008, while being named a first team MVP and a second team All-American by Soccer America and the NSCAA, respectively.

**BECKY EDWARDS**
2008 & 2009 - NSCAA


Becky Edwards became FSU's second two-time, first team All-American by the NSCAA. The Downingtown, Pa., native had a breakout year in her final season at Florida State in 2009 starting all 25 games for the Seminoles in 2009. Edwards finished third on the team in points (18) recording career-highs in points, goals (5) and shots (46). She tied a career-high with eight assists, a mark she established as a freshman back in 2006. The senior captain finished her Seminole career tied for fifth all-time in appearances with 95, while sitting sixth in career starts with 89. Edwards tallied 20 assists over her four year career, tied for sixth all-time at FSU, including eight game-winners. She earned first team All-ACC accolades as a senior and became the school's first CoSIDA Academic All-American earning third team honors in 2009. In 2008, Edwards appeared in 17 games while making 12 starts and tallied three points on a goal and an assist in over 1,300 minutes of action. Edwards played an integral role in the Seminole backline which gave up just 15 goals all season, the fewest allowed in school history. She was also part of the defensive unit that put together four consecutive shutout victories in league play for the first time in school history. The Seminole defense finished the 2008 season ranked ninth nationally in shutout percentage (.609) and 18th in goals against average (0.632). Edwards went on to claim a gold medal in 2008 as a member of the U.S. U-20 Women's National Team that captured the FIFA Youth World Cup in Chile.

**TIFFANY MCCARTY***
2009 - NSCAA, SOCCER AMERICA &
TOPDRAWERSOCCER;
2011 - SOCCER AMERICA

Tiffany McCarty was named a consensus first team All-American by the NSCAA, Soccer America and TopDrawerSoccer.com in 2009 following an outstanding sophomore campaign. The Laurel, Md., native finished the season with 41 points on 17 goals and seven assists. She led the team in goals, shots (67) and a shots on goal percentage of .716, while closing out the year as the ACC leader in goals scored and second in points. She set the single-season record for points in ACC play in 2009 with 20 on eight goals and four assists. McCarty was tabbed ACC Offensive Player of the Year joining Mami Yamaguchi as the only two Seminole student-athletes to earn the honor. At the time, she became just the sixth player in conference history to earn both Freshman of the Year and Player of the Year accolades and is just the second player in the ACC to win Player of the Year honors a year after being named Freshman of the Year (Lindsay Tarpley, North Carolina, 2002-03). In 2011, McCarty set career-highs for points (42), goals (18), shots (80) and GWGs (4), while becoming the school's all-time career leader in points, goals and shots. The speedy forward finished ranked in the top 10 in the ACC in four offensive categories. She started all 26 games in 2011 and played a key role in leading FSU to its fifth College Cup appearance and its first ACC Championship.


**TONI PRESSLEY**
2010 - SOCCER AMERICA

Toni Pressley earned first team All-America distinction by Soccer America in 2010. The Melbourne, Fla., native finished the season with 10 points on four goals and two assists, while serving as the leader on the Seminole backline. Pressley kicked a team high three game-winning goals, including the game-winning goal against USF in the second round of the NCAA Tournament. She finished the year as an All-ACC first team member, while garnering third team All-America honors from the NSCAA and fourth team accolades from TopDrawerSoccer.com. Pressley helped lead the Seminoles to the top ranked defense in the ACC allowing a conference low 14 goals during the regular season including five against league foes. After making it to the NCAA Quarterfinals for the third time in her career, the Seminole defense finished the season with the third lowest goals against average in school history at 0.85 allowing only 20 goals in 23 games of action.

**INES JAURENA**
2012 - NSCAA & SOCCER AMERICA

Ines Jaurena became the 12th Seminole to earn first team All-America accolades as she earned the honor from both the NSCAA and Soccer America in 2012. The French native started all 24 games in the backline for Florida State in leading the Seminoles to the College Cup for the second consecutive year and sixth time overall. FSU's defense ranked as one of the nation's best in 2012 finishing the year ranked in the top 40 in shutout percentage (2nd - 0.708), goals against average (12th - .619) and save percentage (36th - .839). The Seminoles set the school-record for shutouts (17) and the lowest goals against average (0.62), while tying the record for the fewest goals allowed with 15. Offensively, Jaurena ranked sixth on the team with 11 points on four goals and three assists including a career-high three game-winning goals. She tallied the second most minutes played on the team with 2,114. The senior defender wrapped up a stellar playing career at Florida State as a three-time all-conference honoree earning first team All-ACC accolades in 2011 and 2012. Along with her first team All-America recognition, Jaurena was named a finalist for the Honda Award and a semifinalist for the MAC Hermann Trophy in 2012.

FIRST TEAM ALL-AMERICANS



KASSEY KALLMAN* 2013 - NSCAA, SOCCER AMERICA & TOPDRAWERSOCCER

In 2013, Kassey Kallman was named a first team All-American by the NSCAA, Soccer America and TopDrawerSoccer.com becoming just the third Seminole in program history to be recognized as a consensus All-American. Kallman added ACC Defensive Player of the Year accolades and garnered Most Valuable Player honors in leading Florida State to its second ACC Championship title in three years. She was also honored as a semifinalist for the MAC Hermann Trophy and a finalist for both the Honda Award and the Senior CLASS Award. A three-time all-conference honoree, Kallman was named to the All-ACC first team for the second straight year. She started all 28 games in leading Florida State to a berth in the national championship game for the second time in school history. The senior defender was part of the Seminole backline that finished the season ranked in the top 25 nationally in goals against average (11th - .551) and shutout percentage (23rd - 0.536). She also guided FSU to 15 shutouts as the Seminoles closed out the 2013 campaign allowing just 16 goals, the third fewest allowed in school history.



DAGNY BRYNJARSDOTTIR* 2013 - SOCCER AMERICA 2014* - NSCAA, SOCCER AMERICA & TOPDRAWERSOCCER

The fourth two-time, first team All-American in Florida State history, Dagny Brynjarsdottir earned the distinction following a spectacular senior campaign that resulted in the Seminoles' first national championship in program history. The Icelandic native finished the 2014 season leading the Seminoles in points (38), goals (16) and shots (87), all single-season career-highs, in 23 matches en route to earning consensus first team All-America honors. Brynjarsdottir was also the runner-up for the MAC Hermann Trophy, a finalist for the Honda Sports Award and garnered ACC Offensive Player of the Year, first-team All-ACC and ACC Tournament MVP accolades. She went on to become the first Seminole to claim Soccer America Player of the Year and NSCAA Scholar Player of the Year honors. As a junior, Brynjarsdottir started 25 matches in guiding Florida State to a national runner-up finish. She led the team in points (33), goals (14), shots (74), shots on goal (37) and game-winning goals (7). In 2013, Brynjarsdottir also went on to garner first team All-ACC and ACC All-Tournament honors and was recognized as a first team All-American by Soccer America and on TopDrawerSoccer.com's Best XI second team.




KRISTIN GRUBKA* 2014 - NSCAA, SOCCER AMERICA & TOPDRAWERSOCCER

Kristin Grubka was named a consensus first team All-American by the NSCAA, Soccer America and TopDrawerSoccer.com after leading the Seminoles to their first national title in school history in 2014. Grubka anchored Florida State's defensive efforts that did not concede a goal in six NCAA Tournament matches while finishing the year ranked in the top five nationally in goals against average (2nd - 0.341) and shutout percentage (4th - 0.731). The Seminoles allowed just nine goals in 2014 with two coming against ACC competition. Both marks set school records for the fewest goals allowed and the fewest goals allowed in league play. FSU also went on to set the school record with 19 shutouts. For her efforts, Grubka was named a semifinalist for the MAC Hermann Trophy and was recognized as the ACC Defensive Player of the Year. She also garnered first team All-ACC honors during her senior campaign. Grubka concluded her Florida State career as the school's all-time career leader in appearances with 104, while establishing a new program record with 89 consecutive starts.



CHEYNA WILLIAMS 2014 - SOCCER AMERICA

Cheyna Williams was named a first team All-American by Soccer America in 2014 as she made an immediate impact during her first season at Florida State. Williams finished the year ranked second on the team in points (34), goals (14) and shots (76) and tied for first with five game-winning goals. During FSU's postseason run that culminated in the program's first national championship, Williams was lights out with a team-best 13 points on six goals and one assist. She scored both goals in FSU's 2-0 victory over Stanford in the national semifinals and then assisted on the game-winning goal in the 83rd minute against Virginia in the national championship game. The Hampton, Ga., native ranked in the top 35 nationally in game-winning goals (t-27th), goals (t-29th) and points (t-32nd), while ranking in the top 10 in the ACC in eight offensive categories. Williams was also recognized as a third team All-American by the NSCAA and was named the College Cup's Most Outstanding Player on Offense.



MEGAN CONNOLLY 2015 - NSCAA

Megan Connolly became the first Florida State freshman to earn First Team All-America honors in 2015 as the Ireland native burst on to the collegiate scene, leading the Seminoles with 28 points on nine goals and 10 assists. She missed three games due to international appearances with the Ireland National Team, but still placed in the Top 10 of the ACC in six different categories, including assists (2nd - 10), points (6th - 28) and goals (T-10th - 9). Connolly was named TopDrawerSoccer National Freshman of the Year, ACC Midfielder of the Year, ACC Freshman of the Year, a semifinalist for the MAC Hermann Trophy and also received several weekly accolades from the conference and TDS. She scored at least one point in 14 of 22 matches on the season, including four points on one goal and two assists against No. 7 Clemson, two goals against UCF and three points each with a goal and an assist against No. 3 Texas A&M and Louisville.



CASSIE MILLER* 2016 - NSCAA, TOPDRAWERSOCCER

Cassie Miller received All-ACC Second Team honors for the third consecutive season in 2016 as the redshirt junior led the conference, and finished fifth nationally, in both shutouts (13) and goals-against average (0.398). Her 0.866 save percentage ranked No. 18 overall in the NCAA, and third in the ACC, including key penalty kick saves in a victory over No. 4 Duke in the regular season and versus No. 6 Duke and No. 10 UNC

in the ACC Tournament as the Noles captured their fourth conference crown in a row. Miller is the second FSU goalkeeper to be named an All-American, joining Kelsey Wys who was selected to the third team in 2012.



DEYNA CASTELLANOS 2019 - TOPDRAWERSOCCER

Deyna Castellanos received her third consecutive All-ACC First Team honor in 2019. As a senior, she led the Seminoles in both goals (12) and assists (11) as she racked up 35 points in 2019. Castellanos led the conference in shots per game, while finished eighth in points per game and sixth in goals per game. She finished the season in the top-30 in the country in game-winning goals, shots per game, shots on goal per game, total points, and assists. Castellanos left Florida State second all-time in points, goals and shots on goal. She leads FSU in shots, and game winning goals. She was named ACC Midfielder and Offensive Player of the Year for the first time in her career and was selected as a second team All-American by the United Soccer Coaches

FIRST TEAM ALL-AMERICANS



MALIA BERKELY 2019 - UNITED SOCCER COACHES 2020 - UNITED SOCCER COACHES

Malia Berkely helped anchor the Seminole defense in 2019, while she finished first on the team in minutes with 2,214, missing only eight minutes the entire season. She helped lead the Seminole defense to 10 shutouts in 2019, including two in the NCAA Tournament. She recorded two goals and four assist coming up from the centerback position as an offensive threat. She was named a MAC Hermann Award Semifinalist and to the All-ACC First team. She was named the ACC Defensive Player of the Year and was a part of the United Soccer Coaches All-Atlantic Region First Team. Berkely was a part of the TopDrawerSoccer Best XI Third Team.

Berkely started all 11 games in the fall of 2020 for the Seminoles, helping them to their seventh ACC Tournament title. She anchored the defensive backline from her center-back position that held opponents to six goals in 11 games. The Seminoles recorded seven shutouts in the fall, including shutouts in the first four games of the season. Berkely was named the ACC's Defensive Player of the Year and to the All-ACC First Team in the fall. She became the first player in ACC history to win back-to-back Player of the Year honors. Berkely was also named a MAC Hermann Trophy finalist.



JAELIN HOWELL 2020 - UNITED SOCCER COACHES 2021 - UNITED SOCCER COACHES

Howell has started in all 16 games for the Seminoles during the 2020 season as their starting holding midfielder. She has helped anchor a backline that has recorded 10 shutouts in 16 games and only allowed eight goals all season. Howell has also made her presence known on the offensive end as she has scored five goals to go with a pair of assists. She was named the ACC's Midfielder of the Year and to the All-ACC First Team in the fall. Howell was announced as the Seminoles second every MAC Hermann Award Winner. The MAC Hermann is presented annually to the most outstanding male and female players of the year.

Howell was named a First Team All-American after playing in all 25 games during the 2021 season, starting in 23 of them at the holding midfielder position. She was named the MAC Hermann Award winner for the second straight season becoming the sixth player to win the award twice. Howell was also named the Honda Award winner. She won her second national championship as she made her third appearance in the national championship game in four years. Jaelin helped anchor a backline that recorded 14 shutouts in 25 games and only allowed 13 goals all season. Howell also made her presence known on the offensive end as she scored three goals to go with four assists. She scored the game-winner in the semifinals against Rutgers in the 71st minute. The Lone Tree, Colorado native was named to the United Soccer Coaches All-Atlantic Region First Team and was named a United Soccer Coaches First Team All-American both for the second consecutive season. Howell was also named to the TopDrawerSoccer Best XI First team and was rated the No. 2 player in the country by TopDrawerSoccer in the end of season top-100. Howell was named to the All-ACC First Team and the ACC's Midfielder of the Year for the second straight season. She is the first student-athlete to earn the honor twice. She also helped lead the Seminoles to their eighth ACC Tournament title. Howell capped off her senior season by helping lead Florida State to its third national title in soccer and the second during her four-year career at FSU. Howell was picked second overall in the NWSL Draft by Racing Louisville.



EMILY MADRIL 2021 - UNITED SOCCER COACHES

Madril was named a First Team All-American, after being named a Second Team All-American a season ago. She has started in all 25 games during the 2021 season for the Seminoles as their starting center-back. Madril played in all but 19 minutes for the Garnet and Gold. She has helped lead the Seminoles' defense to 14 shutouts in 25 games. The Noles only allowed 13 goals all season, allowing only 52 shots on goal. She has also helped the Seminoles on offense, scoring three of FSU's 66 goals this season. Madril was named to the All-ACC First Team and was named the ACC's Defensive Player of the Year.

* denotes consensus first team All-American

SEMINOLE STREAKS

ALL-TIME WINNING STREAKS

| | | |
|----|---------|--|
| 14 | 2021 | Began with 1-0 win 8/19 vs. Texas AGM; ended with 2-2 tie 10/21 at UNC |
| 14 | 2012 | Began with 3-2 win 8/17 at Minnesota; ended with 3-2 loss 10/28 at BC. |
| 13 | 2020 | Began with 4-0 win 9/14 vs. Notre Dame; ended with a 0-0 tie to Duke (5/9/21) |
| 13 | 2014-15 | Began with 4-0 win 10/26 at NC State; ended with 3-2 loss 8/30 at UF. |
| 10 | 2014 | Began with 4-0 win 9/8 vs St. John's; ended with 1-1 (2ot) tie 10/23 at UNC. |
| 9 | 2019 | Began with 2-1 win 9/6 vs. Florida; ended with 1-0 (2ot) loss 10/13 vs. No. 1 Virginia |
| 9 | 2005 | Began with 3-0 win 10/2 vs Virginia Tech; ended with 2-0 loss 11/4 to Virginia. |
| 9 | 2013 | Began with 2-1 (ot) win 10/21 vs Notre Dame; ended with 1-0 (ot) loss 12/8 to UCLA |
| 7 | 2005 | Began with 4-0 win 8/26 vs Southern Cal; ended with 4-1 loss 9/22 to UNC. |
| 7 | 2008 | Began with 3-1 win 9/28 vs Virginia Tech; ended with 2-2 tie 10/30 at UNC. |
| 6 | 2015 | Began with 3-1 win 9/24 vs Clemson; ended with 0-0 tie 10/22 at VT. |
| 6 | 2006 | Began with 2-1 win 8/27 vs Portland; ended with 2-1 loss 9/21 at UNC. |
| 6 | 2010 | Began with 3-1 win 9/12 vs UCF; ended with 1-0 loss 10/14 at UNC. |
| 6 | 2011 | Began with 1-0 win 8/26 vs New Mexico ended; with 2-0 loss 9/15 at WF. |

ALL-TIME UNBEATEN STREAKS

| | | |
|----|---------|--|
| 24 | 2014-15 | Began with 4-0 win 9/8 vs St. John's; ended with 3-2 loss 8/30 at UF |
| 17 | 2013 | Began with 1-0 win 8/23 vs Oregon State; ended with 1-0 (ot) loss 10/27 at UVA. |
| 15 | 2021 | Began with 1-0 win 8/19 vs. Texas AGM; ended with a 1-0 loss 10/24 at Duke |
| 15 | 2008 | Began with 4-0 win 9/14 vs. Notre Dame; ended with a 4-1 loss in PKs 5/17 vs. Santa Clara |
| 14 | 2012 | Began with 3-2 win 8/17 at Minnesota; ended with 3-2 loss 10/28 at BC. |
| 13 | 2008 | Began with 3-1 win 9/28 vs Virginia Tech; ended with a 2-0 loss 11/28 at Notre Dame in NCAA Quarterfinals. |
| 12 | 2015 | Began with 3-1 win 9/4 vs Texas AGM; ended with 1-0 loss 10/25 at UVA. |
| 11 | 2018-19 | Began with a 1-0 win 10/28 vs. Duke; ended with 201 loss 8/29 at UCLA |
| 10 | 2011 | Began with 1-0 win 10/16 vs Boston College; ended with 3-0 loss 12/2 vs Stanford. |
| 9 | 2005 | Began with 3-0 win 10/2 vs Virginia Tech; ended with 2-0 loss 11/4 to UVA. |
| 9 | 2013 | Began with 2-1 (ot) win 10/31 vs Notre Dame; ended with 1-0 (ot) loss 12/8 to UCLA |

ALL-TIME WINNING STREAKS
(START OF A SEASON)

| | | |
|----|------|--|
| 14 | 2021 | Began with 1-0 win 8/19 vs. Texas AGM; ended with 2-2 tie 10/21 at UNC |
| 14 | 2012 | Began with 3-2 win 8/17 at Minnesota; ended with 3-2 loss 10/28 at BC. |
| 13 | 2020 | Began with 5-0 win 9/17 vs. Notre Dame; ended with a 0-0 tie to Duke (5/9/21) |
| 7 | 2005 | Began with 4-0 win 8/26 vs Southern Cal; ended with 4-1 loss 9/22 to North Carolina. |
| 6 | 2006 | Began with 2-1 win 8/27 vs Portland; ended with 2-1 loss 9/21 at North Carolina. |
| 5 | 2009 | Began with 7-0 win 8/21 vs JU; ended with 1-0 (ot) loss 9/10 at UCF. |

ALL-TIME UNBEATEN STREAKS
(START OF A SEASON)

| | | |
|----|------|---|
| 17 | 2013 | Began with 1-0 win 8/23 vs Oregon State; ended with 1-0 (ot) loss 10/27 at UVA. |
| 15 | 2021 | Began with 1-0 win 8/19 vs. Texas AGM; ended with a 1-0 loss 10/24 at Duke |
| 15 | 2020 | Began with 5-0 win 9/17 vs. Notre Dame; ended with a 4-1 loss in PKs 5/17 vs. Santa Clara |
| 14 | 2012 | Began with 3-2 win 8/17 at Minnesota; ended with 3-2 loss 10/28 at BC. |
| 8 | 2018 | Began with 1-0 win 8/16 vs Vanderbilt; ended with 1-0 loss 9/14 to Florida. |
| 7 | 2005 | Began with 4-0 win 8/26 vs Southern Cal; ended with 4-1 loss 9/22 to North Carolina. |
| 6 | 2006 | Began with 2-1 win 8/27 vs Portland; ended with 2-1 loss 9/21 at North Carolina. |
| 5 | 2009 | Began with 7-0 win 8/21 vs JU; ended with 1-0 (ot) loss 9/10 at UCF. |

CONSECUTIVE HOME VICTORIES

| | | |
|----|---------|--|
| 21 | 2011-13 | Began with 1-0 win 10/16/11 vs BC; ended with 1-1 (2ot) tie 9/6/13 vs Oklahoma State. |
| 19 | 2014-15 | Began with 1-0 win 9/8 vs St. John's; ended with 2-2 (2OT) draw 11/1 vs. BC. |
| 18 | 2008-09 | Began with 3-1 win 9/28/08 vs Virginia Tech; ended with 2-0 loss 11/27/09 to Notre Dame. |
| 15 | 2013-14 | Began with 1-0 win 9/13 vs Oklahoma; ended with 2-1 loss 9/5/14 to Florida. |
| 13 | 2020-21 | Began with 5-0 win 9/17/20 vs. Notre Dame; ended with 1-1 tie 10/28/21 to Virginia |
| 11 | 2003-04 | Began with 7-1 win 9/19 vs Miami; ended with 2-1 loss 9/14 to Florida. |
| 10 | 2005-06 | Began with 3-0 win 9/25 vs NC State; ended with 0-0 (2ot) tie 9/28 to UVA. |
| 10 | 2007-08 | Began with 4-1 win 9/30 vs NC State; ended with 1-0 loss 9/7 to Florida. |

HOME UNBEATEN STREAKS

| | | |
|----|---------|--|
| 37 | 2011-14 | Began with 1-0 win 10/16/11 vs BC; ended with 2-1 loss 9/5/14 to Florida. |
| 36 | 2014-11 | Began with 1-0 win 9/8/14 vs St. John's; ended with 1-0 loss 9/17/11 to North Carolina |
| 24 | 2005-07 | Began with 3-1 win 9/25/05 vs NC State; ended with 2-1 (ot) 9/27/07 to North Carolina. |
| 18 | 2020-21 | Began with 5-0 win 9/17/20 vs. Notre Dame; still active |
| 18 | 2008-09 | Began with 3-1 win 9/28/08 vs Virginia Tech; ended with 2-0 loss 11/27/09 to ND. |
| 14 | 2010-11 | Began with 3-0 win 9/12/10 vs UCF; ended with 2-0 loss 9/29/11 to UNC. |
| 13 | 2018-19 | Began with 2-1 win 10/7/18 vs. Wake Forest; ended with 1-0 loss 10/13/19 to Virginia |
| 12 | 2000-02 | Began with 4-1 win 11/8 vs. Jacksonville; ended with 2-1 loss 9/8 to LSU. |

CONSECUTIVE ROAD VICTORIES

| | | |
|----|---------|---|
| 11 | 2019-21 | Began with 2-1 win 10/27/19 vs. Wake Forest; ended with 2-2 tie 10/21 at UNC |
| 6 | 2014-15 | Began with 4-0 win 10/26/14 at NC State; ended with 3-2 loss 8/30 at Florida. |
| 6 | 2014 | Began with 2-1 (2ot) win 8/28 at Oklahoma State; ended with 1-1 (2ot) tie 10/23 at UNC. |
| 5 | 2012 | Began with 3-2 win 8/17 at Minnesota; ended with 3-2 loss 10/18 at BC. |
| 5 | 2005 | Began with 4-0 win 8/26 vs Southern Cal; ended with 1-0 loss 9/29 at UVA. |
| 5 | 1996 | Began with 4-1 win 8/31 at West Florida; ended with 3-0 loss 9/22 at Duke. |
| 4 | 2019 | Began with 5-0 win 9/15 at Villanovus; end with 2-0 loss 10/24 at UNC |

ROAD UNBEATEN STREAKS

| | | |
|----|---------|--|
| 13 | 2014-15 | Began with 2-1 (2ot) win 8/29/14 at Ok St; ended with 3-2 loss 8/30 at UF. |
| 12 | 2019-21 | Began with 2-1 win 10/27/19 vs. Wake Forest; ended with a 1-0 loss 10/24 at Duke |

| | | |
|----|---------|---|
| 12 | 2008 | Began with 4-1 win 8/29 at Penn State; ended with 2-0 loss 11/28 at Notre Dame. |
| 9 | 2004-05 | Began with 3-2 win 10/17 at NC State; ended with 1-0 loss 9/29 at UVA. |
| 6 | 2011 | Began with 2-0 win 10/27 at Virginia Tech; ended with 3-0 loss 12/2 vs. Stanford. |
| 6 | 2013 | Began with 3-0 win 8/30 at Florida; ended with 1-0 (ot) loss 10/27 at UVA. |

ACC WIN STREAKS

| | | |
|----|---------|--|
| 17 | 2019-21 | Began with 2-1 win 10/27/19 vs. Wake Forest; ended with 2-2 tie 10/21 at UNC |
| 10 | 2011-12 | Began with 1-0 win 10/16/11 vs BC; ended with 3-2 loss 10/18/12 at BC. |
| 8 | 2013-14 | Began with 2-1 (2ot) win 10/31/13 vs ND; ended with 1-1 (2ot) tie 10/23/14 at UNC. |
| 7 | 2008 | Began with 3-1 win 9/28 vs Virginia Tech; ended with 2-2 tie 10/30 at UNC. |
| 7 | 2005 | Began with 3-0 win 10/2 vs Virginia Tech; ended with 2-1 loss 9/21 at UNC. |
| 6 | 2015 | Began with 3-1 win 9/24 vs Clemson; ended with 0-0 (2OT) tie 10/22 at VT. |
| 5 | 2019 | Began with 5-4 win 9/19 vs. Boston College; ended with 1-0 loss 10/13/19 to Virginia |
| 5 | 2009-10 | Began with 2-1 win 11/1 at Virginia Tech; ended with 1-0 loss 10/14 at North Carolina. |
| 5 | 2013 | Began with 4-3 win 10/3 vs BC; ended with 1-0 (ot) loss 10/27 at UVA. |

ACC UNBEATEN STREAKS

| | | |
|----|---------|--|
| 19 | 2013-15 | Began with 2-1 (2ot) win 10/31 vs ND; ended with 1-0 loss 10/25 at UVA |
| 18 | 2019-21 | Began with 2-1 win 10/27/19 vs. Wake Forest; ended with a 1-0 loss 10/24 at Duke |
| 12 | 2008-09 | Began with 3-1 win 9/28/08 vs Virginia Tech; ended with 3-0 loss 10/8/09 at WF. |
| 11 | 2013 | Began with 0-0 tie 9/12 at WF; ended with 1-0 (ot) loss 10/27 at UVA. |
| 10 | 2011-12 | Began with 1-0 win 10/16/11 vs BC; ended with 3-2 loss at BC 10/18/12. |
| 7 | 2005-06 | Began with 3-0 win 10/2/05 vs Virginia Tech; ended with 2-1 loss 9/21/06 at UNC. |
| 7 | 2006 | Began with 2-0 win 9/24 at NC State; ended with 3-0 loss 10/22 at Duke. |

CONSECUTIVE SHUTOUTS (TEAM)

| | | |
|---|------|--|
| 9 | 2012 | Began with 1-0 win 9/9 at Arkansas; ended with 3-2 loss 10/18 at BC. |
| 7 | 2014 | Began with 1-0 win 11/9/14 vs. UVA; ended with 3-1 win 8/21/15 at UNM. |
| 6 | 2003 | Began with 3-0 win 10/7 at UCF; ended with 1-0 loss 10/31 at North Carolina. |
| 5 | 2018 | Began with 1-0 win 8/16 vs. Vanderbilt; ended with 4-1 win 9/2 vs UCLA |
| 5 | 2016 | Began with 3-0 win 9/8 vs. UConn; ended with 1-1 draw 9/25 vs. UVA. |
| 5 | 2014 | Began with 2-0 win 9/21 at BC; ended with 2-1 win 10/12 vs Virginia Tech. |
| 4 | 2020 | Began with 1-0 win 10/29 vs. Duke; Ended with 3-2 win 11/15 vs. North Carolina |
| 4 | 2020 | Began with 5-0 win 9/17 vs. Notre Dame; Ended with 4-1 win 10/15 vs. Pitt |
| 4 | 2015 | Began with 3-0 win 11/13 vs. Evansville; ended with 2-0 loss 12/4 vs. Duke. |
| 4 | 2015 | Began with 1-0 win 9/27 at ND; ended with 3-1 win 10/17 at Louisville. |
| 4 | 2015 | Began with 4-0 win 9/10 vs. UCF; ended with 3-1 win 9/24 vs. Clemson. |

CONSECUTIVE SHUTOUTS (INDIVIDUAL)

| | | | |
|------------------|---|---------|---|
| Cassie Miller | 7 | 2014-15 | Began with 1-0 win 11/9/14 vs. UVA; ended with 3-1 win 8/21/15 at NM. |
| Kelsey Wvys | 6 | 2012 | Began with 1-0 win 9/9 at Arkansas; end with 3-2 loss 10/18 at BC. |
| Joy McKenzie | 6 | 2003 | Began with 3-0 win 10/7 at UCF; ended with 1-0 loss 10/31 at UNC. |
| Caroline Jeffers | 5 | 2018-19 | Began with 1-0 win 11/23 vs. Penn State; ended with 2-1 loss 9/1 at UCLA |
| Brooke Bollinger | 5 | 2018 | Began with 1-0 win 8/16 vs Vanderbilt; ended with 4-1 win 9/2 vs UCLA |
| Cassie Miller | 5 | 2014 | Began with 2-0 win 9/21 at BC; ended with 2-1 win 10/12 vs VT. |
| Cristina Roque | 4 | 2020 | Began with 1-0 win 10/29 vs. Duke; Ended with 3-2 win 11/15 vs. UNC |
| Cristina Roque | 4 | 2020 | Began with 5-0 win 9/17 vs. Notre Dame; Ended with 4-1 win 10/15 vs. Pitt |
| Kate Milstead | 4 | 2008 | Began with 1-0 win 10/2 at MD; ended with 5-2 win 10/19 vs. Duke. |
| Alli Mims | 4 | 2005 | Began with 7-0 win 9/1 vs JU; ended with 4-2 win 9/16 at Florida. |

CONSECUTIVE SHUTOUT MINUTES (TEAM)

| | | |
|--------|---------|--|
| 934:09 | 2012 | Began with 2-1 win 9/7 vs Cal St Fullerton; end with 3-2 loss 10/18 at BC. |
| 799:29 | 2003 | Began with 3-2 loss 10/4 at Virginia; ended with 1-0 loss 10/31at UNC. |
| 683:07 | 2014-15 | Began with 3-1 win 11/7/14 vs ND; ended with 3-1 win 8/21 at UNM. |
| 599:00 | 2014 | Began with 3-2 win 9/18 at UConn; ended with 2-1 win 10/12 vs VT. |
| 519:03 | 2017-18 | Began with 1-0 loss 11/19 at Stanfard; ended with 4-1 win 9/2 vs UCLA |
| 518:28 | 2016 | Began with 0-1 loss 9/5 at South Ala.. ended with 1-1 draw 9/25 vs UVA. |
| 503:39 | 2015 | Began with 3-1 win 9/24 vs. Clemson; ended with 3-1 win 10/17 at UofL. |
| 472:40 | 2015 | Began with 3-1 win 9/4 vs. Texas AGM; ended with 3-1 win 9/24 vs. Clemson. |

CONSECUTIVE ACC SHUTOUTS

| | | |
|---|---------|--|
| 8 | 2011-12 | Began with 1-0 win 10/27/11 at VT; ended with 3-2 loss 10/18 at BC. |
| 5 | 2014 | Began with 2-0 win 9/21 at BC; ended with 2-1 win 10/12 vs VT. |
| 4 | 2020 | Began with 5-0 win 9/17 vs. Notre Dame; ended with 4-1 win 10/15 vs. Pitt |
| 4 | 2015 | Began with 1-0 win 9/27 at ND; ended with 3-1 win 10/17 at Louisville. |
| 4 | 2003 | Began with 3-0 win 10/10 vs. Duke; ended with 1-0 loss 10/31 at UNC. |
| 4 | 2008 | Began with 1-0 win 10/2 at Maryland; ended with 5-2 win 10/19 vs. Duke. |
| 3 | 2016 | Began with 1-0 win at NC State; end with 1-0 loss 10/27 at UNC. |
| 3 | 2014-15 | Began with 4-0 win 10/26 at NC State; ended with 3-1 win 9/24 vs. Clemson. |

CONSECUTIVE GAMES WITH A GOAL SCORED (TEAM)

| | | |
|----|-----------|--|
| 34 | 2014-15 | Began with 1-0 win 8/22/14 vs Portland; ended with 0-0 tie 9/20/15 at DU. |
| 26 | 2006-07 | Began with 2-1 (ot) loss 11/5/06 vs. North Carolina at ACC Tournament; ended with 1-0 loss 11/11/07 vs North Carolina at ACC Tournament. |
| 24 | 2018-2019 | Began with 1-0 win over Duke 10/28; still active ended with 1-0 loss 10/13/19 to Virginia |
| 21 | 2021 | Began with 2-1 win over Oregon 9/1; ended with 1-0 loss to Connecticut 11/24. |
| 16 | 2020-21 | Began with a 1-1 Loss to Santa Clara (5/17). ended with a 1-0 loss 10/24 at Duke |
| 16 | 2012 | Began with 3-2 win 8/17 at Minnesota; ended with 1-0 loss 10/25 at Miami. |
| 14 | 2000 | Began with 3-2 win over Florida 8/25; ended with 0-0 tie at NC State 10/14. |

CONSECUTIVE GAMES WITH A GOAL SCORED (INDIVIDUAL)

| | | | |
|----------------------|---|------|---|
| Tiffany McCarty | 7 | 2012 | Began 10/28 vs BC - ACC Tourney; ended 11/30 vs Penn State. |
| Mami Yamaguchi | 7 | 2007 | Began 9/3 vs Cal State Northridge; ended 9/22 at UCF. |
| Dagny Brynjarsdottir | 6 | 2014 | Began 10/12 vs Virginia Tech; ended 11/9 vs UVA. |
| Sanna Talonen | 6 | 2008 | Began 10/12 at Miami; ended 11/2 at NC State. |

SCORING RECORDS & RANKINGS

ALL-TIME HAT TRICKS

| | |
|----------|--|
| 8/18/17 | vs. UNC Greensboro, Deyna Castellanos (3), So. |
| 9/14/14 | vs Stetson, Marta Bakowska-Mathews (3), Sr. |
| 9/22/11 | at Clemson, Tiffany McCarty (3), Jr. |
| 8/21/09 | vs Jacksonville, Becky Edwards (3), Sr. |
| 11/30/07 | vs Connecticut, Sanna Talonen (3), Fr. |
| 11/16/07 | vs Kennesaw St., Sanna Talonen (3), Fr. |
| 9/18/07 | vs North Florida, Mami Yamaguchi (3), Jr. |
| 9/12/07 | vs Troy, Mami Yamaguchi (3), Jr. |
| 9/3/07 | vs Cal St. Northridge, Mami Yamaguchi (3), Jr. |
| 11/10/06 | vs Jacksonville, Katrin Schmidt (3), So. |
| 10/2/05 | at Virginia Tech, Viola Oderrecht (3), Jr. |
| 10/27/03 | vs FAU, Leah Gallegos (4), So. |
| 9/20/02 | vs Clemson, Leah Gallegos (3), Fr. |
| 10/23/01 | vs Miami, Cindy Schofield (3), Jr. |
| 9/01/98 | vs Furman, Maren Vik Edvardsen (4), Fr. |
| 9/15/96 | at Jacksonville, Kasey McCall (3), Fr. |
| 10/27/95 | at Georgia, Alex Osorio (3), Fr. |
| 9/13/95 | vs Jacksonville, Kelly McGrath (3), Sr. |
| 9/13/95 | vs Jacksonville, Alex Osorio (3), Fr. |

ALL-TIME MULTI-GOAL GAMES

| | | |
|------|-------|---|
| 2021 | | Gianna Mitchell (Pittsburgh), Clara Robbins (Florida), Beata Olsson (Florida, Clemson, North Carolina) |
| 2020 | | Yujie Zhao (Notre Dame), Jenna Nighswonger (Pittsburgh), Jody Brown (Clemson), Clara Robbins (North Carolina) |
| 2019 | | Jaellin Howell (Samford), Jenna Nighswonger (Colorado, Boston College), Yujie Zhao (Villanova), Kristen McFarland (South Alabama, Brown) |
| 2018 | | Deyna Castellanos (Virginia Tech, Virginia), Kristina Lynch (Troy) |
| 2017 | | Deyna Castellanos (UNC Greensboro, Kentucky, Troy, Notre Dame, Ole Miss, Arizona), Megan Connolly (South Alabama), Madisyn Pezzino (Kentucky) |
| 2015 | | Megan Connolly (UCF), Elin Jensen (UNCG, TAMU), Berglind Thorvaldsdottir (Pitt, Evansville) |
| 2014 | | Marta Bakowska-Mathews (STET), Dagny Brynjarsdottir (SJU, NCSU) |
| 2013 | | Marta Bakowska-Mathews (BC, ND), Dagny Brynjarsdottir (CU, Ole Miss, VT , UF) |
| 2009 | | Becky Edwards (JU), Rachel Lim (USA, UAB), Jessica Price (STET, WSU, CLEM, SELA), Tiffany McCarty (WSU, UAB, CLEM VT) |
| 2008 | | Amanda DaCosta (UCF) |

| | | |
|---|-------|--|
| Casey Short (UCF) | | |
| Tiffany McCarty (PSU, USC, Duke) | | |
| Sanna Talonen (UConn, Auburn, UNC, MVSU) | | |
| Marissa Kazbour (WF) | | |
| Sarah Wagenfuhr (NCSU) | | |
| 2007 .. Sanna Talonen (FMU, Troy, UM, KJU, UConn) | | |
| Mami Yamaguchi (CSNU, Troy, UNF, CLEM, WF) | | |
| Becky Edwards (Troy) | | |
| Erika Sutton (FMU) | | |
| Lauren Switzer (WF) | | |
| Kirsten van de Ven (LSU) | | |
| 2006 | | Katrin Schmidt (JU) |
| Selin Kuralay (WF) | | |
| 2005 | | India Trotter (JU, FAU) |
| Selin Kuralay (UCF, UF, CLEM) | | |
| Holly Peltzer (UF, CLEM) | | |
| Viola Odebrecht (VT) | | |
| Alli Ferreri (Citadel) | | |
| 2004 | | Julia Schnugg (ASU) |
| 2003 | | Leah Gallegos (JU, USF, WF, Duke, FAU) |
| Katie Beal (SDSU) | | |
| Camie Bybee (UM) | | |
| Julia Schnugg (UM) | | |
| 2002 | | Leah Gallegos (CLEM) |
| Cindy Schofield (WF, GMU, JU) | | |
| Erica Lewis (NCSU) | | |
| 2001 | | Cindy Schofield (GMU, UCF, UM) |
| Amber Tollefson (CLEM, MD) | | |
| Jez Ratliff (NCSU) | | |
| Camie Bybee (MD) | | |
| 2000 | | Emma Breland (JU, Ore St, TX AGM) |
| Marte Vik Edvardsen (UM) | | |
| 1999 | | Maren Vik Edvardsen (Mercer, STET) |
| 1998 | | Danielle Foard (MD) |
| Maren Vik Edvardsen (Furman, Syracuse) | | |
| 1996 | | Kasey McCall (App ST, JU) |
| Erin Grimsley (UNF) | | |
| Kelly Poole (Furman) | | |
| 1995 | | Alex Osorio (JU) |
| Kelly McGrath (JU) | | |
| Jessica Driscoll (JU) | | |

| | | |
|------|-------|--|
| 2004 | | Leah Gallegos (JU, USF, WF, Duke, FAU) |
| 2003 | | Leah Gallegos (JU, USF, WF, Duke, FAU) |
| 2002 | | Leah Gallegos (CLEM) |
| 2001 | | Cindy Schofield (GMU, UCF, UM) |
| 2000 | | Emma Breland (JU, Ore St, TX AGM) |
| 1999 | | Maren Vik Edvardsen (Mercer, STET) |
| 1998 | | Danielle Foard (MD) |
| 1997 | | Maren Vik Edvardsen (Furman, Syracuse) |
| 1996 | | Kasey McCall (App ST, JU) |
| 1995 | | Alex Osorio (JU) |

FSU'S ALL-TIME GOLDEN GOALS

| Date | Player | Team |
|---------------|---------------|---------------|
| Nov. 26, 2021 | Beata Olsson | ^Michigan |
| Oct. 10, 2019 | Makala Thomas | Virginia Tech |
| Sept. 12, | | |

NATIONAL RANKINGS

| | | | |
|----------------|---------------|-----------|-----|
| Sept. 29, 2000 | Oregon State | 1-0 | 2-1 |
| Aug. 27, 2000 | South Florida | 1-0 (2ot) | 2-1 |
| Aug. 25, 2000 | Florida (6) | 2-1 | 3-2 |
| Oct. 18, 1998 | Maryland | 1-0 (ot) | 3-2 |
| Sept. 5, 1998 | Syracuse | 2-1 | 3-2 |
| Sept. 11, 1997 | South Alabama | 1-0 | 2-1 |
| Oct. 27, 1996 | NC State | 2-1 | 4-2 |

BOLD denotes home game
*denotes ACC Championship game won in pks (3-1)

HIGHEST RANKING BY POLL

| | |
|---|--|
| NSCAA/United Soccer Coaches.....1 | |
| (8/2/16 - 9/6/16; 10/13/15 - 10/20/15; 12/9/14 - 8/25/15; 8/28/12 - 10/16/12; 8/22/19-9/6/2019; 3/2/21-4/20/21), (8/4/21-10/19/21), (11/9/21-present) | |
| SoccerBuzz.....2 (8/27/06-9/18/06) | |
| SoccerTimes.....1 (9/11/12 - 10/16/12) | |
| Soccer America.....1 (10/13/15 - 10/20/15; 8/18/15 - 8/25/15; 11/12/13; 9/11/12 - 10/23/12; 8/27/06 - 9/18/06) | |
| TopDrawerSoccer.....1 (10/13/15 - 10/20/15; 12/8/14 - 8/25/15; 11/11/13; 7/15/19-9/1/19) | |
| CollegeSoccer.com.....7 (9/03/01) | |

FINAL NSCAA/UNITED SOCCER COACHES RANKINGS

| |
|--------------|
| 1995:.....NR |
| 1996:.....NR |
| 1997:.....NR |
| 1998:.....NR |
| 1999:.....NR |
| 2000:.....14 |
| 2001:.....20 |
| 2002:.....19 |
| 2003:.....4 |
| 2004:.....NR |
| 2005:.....4 |
| 2006:.....4 |
| 2007:.....2 |
| 2008:.....6 |
| 2009:.....6 |
| 2010:.....7 |
| 2011:.....3 |
| 2012:.....4 |
| 2013:.....2 |
| 2014:.....1 |
| 2015:.....3 |
| 2016:.....14 |
| 2017:.....15 |
| 2018:.....1 |
| 2019:.....7 |
| 2020:.....2 |
| 2021:.....1 |

ALL-TIME NSCAA RANKINGS

| | | | |
|-----------------------------------|-----------------------|--|--|
| 2000 (Ranked: 10 Weeks; High: 14) | | | |
| Sept. 11.....21 | Oct. 16.....23 | | |
| Sept. 18.....18 | Oct. 23.....17 | | |
| Sept. 25.....21 | Oct. 30.....16 | | |
| Oct. 2.....22 | Nov. 6.....20 | | |
| Oct. 9.....19 | Dec. 6 - Final.....14 | | |
| 2001 (Ranked: 9 Weeks; High: 12) | | | |
| Aug. 15 - Preseason...16 | Oct. 15.....19 | | |
| Sept. 3.....13 | Nov. 5.....19 | | |

| | |
|----------------------------------|------------------------|
| Sept. 24.....t-12 | Nov. 12.....16 |
| Oct. 1.....20 | Nov. 26 - Final.....20 |
| Oct. 8.....16 | |
| 2002 (Ranked: 9 Weeks; High: 15) | |
| Aug. 21 - Preseason...17 | Oct. 28.....15 |
| Sept. 2.....17 | Nov. 4.....19 |
| Sept. 23.....25 | Nov. 11.....22 |
| Sept. 30.....21 | Dec. 16 - Final.....19 |
| Oct. 7.....19 | |

| | |
|---------------------------------|----------------------|
| 2003 (Ranked: 5 Weeks; High: 4) | |
| Aug. 18 - Preseason...15 | Nov. 10.....12 |
| Oct. 27.....18 | Dec. 8 - Final.....4 |
| Nov. 3.....19 | |

| | |
|---------------------------------|----------------|
| 2004 (Ranked: 11 Week; High: 6) | |
| Aug. 24 - Preseason...7 | Oct. 12.....14 |
| Sept. 6.....6 | Oct. 19.....14 |
| Sept. 14.....18 | Oct. 26.....16 |
| Sept. 21.....12 | Nov. 2.....20 |
| Sept. 28.....14 | Nov. 9.....24 |
| Oct. 5.....17 | |

| | |
|----------------------------------|----------------------|
| 2005 (Ranked: 11 Weeks; High: 4) | |
| Sept. 6.....16 | Oct. 18.....9 |
| Sept. 13.....16 | Oct. 25.....6 |
| Sept. 20.....12 | Nov. 1.....t-6 |
| Sept. 27.....14 | Nov. 8.....11 |
| Oct. 4.....17 | Dec. 6 - Final.....4 |
| Oct. 11.....9 | |

| | |
|--|----------------------|
| 2006 (Ranked: 12 Weeks; High: 2 - 3 Weeks) | |
| Aug. 15 - Preseason...6 | Oct. 10.....6 |
| Sept. 5.....2 | Oct. 17.....5 |
| Sept. 12.....2 | Oct. 24.....7 |
| Sept. 19.....2 | Oct. 31.....6 |
| Sept. 26.....4 | Nov. 7.....5 |
| Oct. 3.....5 | Dec. 5 - Final.....4 |

| | |
|----------------------------------|-----------------------|
| 2007 (Ranked: 12 Weeks; High: 2) | |
| Aug. 14 - Preseason...6 | Oct. 9.....15 |
| Sept. 4.....9 | Oct. 16.....12 |
| Sept. 11.....13 | Oct. 23.....10 |
| Sept. 18.....11 | Oct. 30.....15 |
| Sept. 25.....14 | Nov. 6.....14 |
| Oct. 2.....17 | Dec. 12 - Final.....2 |

| | |
|--|----------------------|
| 2008 (Ranked: 14 Weeks; High: 4 - 2 Weeks) | |
| Aug. 12 - Preseason...4 | Oct. 7.....9 |
| Aug. 26.....5 | Oct. 14.....8 |
| Sept. 2.....4 | Oct. 21.....6 |
| Sept. 9.....7 | Oct. 28.....6 |
| Sept. 16.....9 | Nov. 4.....5 |
| Sept. 23.....8 | Nov. 11.....6 |
| Sept. 30.....11 | Dec. 9 - Final.....6 |

| | |
|--|----------------------|
| 2009 (Ranked: 14 Weeks; High: 4 - 2 Weeks) | |
| Aug. 11 - Preseason...6 | Oct. 6.....5 |
| Aug. 25.....5 | Oct. 13.....9 |
| Sept. 1.....5 | Oct. 20.....7 |
| Sept. 8.....4 | Oct. 27.....4 |
| Sept. 15.....5 | Nov. 3.....6 |
| Sept. 22.....5 | Nov. 10.....6 |
| Sept. 29.....5 | Dec. 8 - Final.....6 |

| | |
|----------------------------------|----------------------|
| 2010 (Ranked: 14 Weeks; High: 5) | |
| Aug. 10 - Preseason...6 | Oct. 5.....12 |
| Aug. 24.....6 | Oct. 12.....10 |
| Aug. 31.....5 | Oct. 19.....10 |
| Sept. 7.....10 | Oct. 26.....9 |
| Sept. 14.....14 | Nov. 2.....9 |
| Sept. 21.....13 | Nov. 9.....11 |
| Sept. 28.....14 | Dec. 7 - Final.....7 |

| | |
|--|----------------------|
| 2011 (Ranked: 14 Weeks; High: 3 - 2 Weeks) | |
| Aug. 9 - Preseason...5 | Oct. 4.....13 |
| Aug. 23.....9 | Oct. 11.....17 |
| Aug. 30.....7 | Oct. 18.....19 |
| Sept. 6.....5 | Oct. 25.....17 |
| Sept. 13.....3 | Nov. 1.....14 |
| Sept. 20.....10 | Nov. 8.....9 |
| Sept. 27.....9 | Dec. 6 - Final.....3 |

| | |
|---|----------------------|
| 2012 (Ranked: 14 Weeks; High 1 - 8 Weeks) | |
| Aug. 7 - Preseason...4 | Oct. 2.....1 |
| Aug. 21.....3 | Oct. 9.....1 |
| Aug. 28.....1 | Oct. 16.....1 |
| Sept. 4.....1 | Oct. 23.....3 |
| Sept. 11.....1 | Oct. 30.....5 |
| Sept. 18.....1 | Nov. 6.....7 |
| Sept. 25.....1 | Dec. 4 - Final.....4 |

| | |
|---|-----------------------|
| 2013 (Ranked: 14 Weeks; High 2 - 2 Weeks) | |
| Aug. 13 - Preseason...3 | Oct. 8.....3 |
| Aug. 27.....3 | Oct. 15.....3 |
| Sept. 3.....2 | Oct. 22.....3 |
| Sept. 10.....4 | Oct. 29.....3 |
| Sept. 17.....3 | Nov. 5.....3 |
| Sept. 24.....3 | Nov. 12.....3 |
| Oct. 1.....5 | Dec. 10 - Final.....2 |

| | |
|--|----------------------|
| 2014 (Ranked: 14 Weeks; High 1 - 1 Week) | |
| Aug. 6 - Preseason...2 | Oct. 7.....2 |
| Aug. 26.....2 | Oct. 14.....2 |
| Sept. 2.....2 | Oct. 21.....2 |
| Sept. 9.....5 | Oct. 28.....2 |
| Sept. 16.....5 | Nov. 4.....2 |
| Sept. 23.....5 | Nov. 11.....2 |
| Sept. 30.....2 | Dec. 9 - Final.....1 |

| | |
|---|----------------------|
| 2015 (Ranked: 14 Weeks; High 1 - 4 Weeks) | |
| Aug. 5 - Preseason...1 | Oct. 6.....2 |
| Aug. 25.....1 | Oct. 13.....1 |
| Sept. 1.....5 | Oct. 20.....1 |
| Sept. 8.....3 | Oct. 27.....3 |
| Sept. 15.....2 | Nov. 3.....4 |
| Sept. 22.....3 | Nov. 10.....2 |
| Sept. 29.....2 | Dec. 8 - Final.....3 |

| | |
|---|-----------------------|
| 2016 (Ranked: 14 Weeks; High 1 - 4 Weeks) | |
| Aug. 2 - Preseason...1 | Oct. 4.....2 |
| Aug. 23.....1 | Oct. 11.....9 |
| Aug. 30.....1 | Oct. 18.....9 |
| Sept. 6.....1 | Oct. 25.....8 |
| Sept. 13.....3 | Nov. 1.....13 |
| Sept. 20.....3 | Nov. 8.....10 |
| Sept. 27.....2 | Dec. 6 - Final.....14 |

| | |
|---|-----------------------|
| 2017 (Ranked: 13 Weeks; High 1 - 4 Weeks) | |
| Aug. 1 - Preseason...15 | Oct. 3.....16 |
| Aug. 22.....6 | Oct. 10.....16 |
| Aug. 29.....15 | Oct. 17.....18 |
| Sept. 5.....13 | Oct. 24.....23 |
| Sept. 12.....16 | Oct. 31.....24 |
| Sept. 19.....23 | Nov. 7.....NR |
| Sept. 26.....21 | Dec. 8 - Final.....15 |

| | |
|---|----------------|
| 2018 (Ranked: 13 Weeks; High 1 - 4 Weeks) | |
| Aug. 7 - Preseason...10 | Oct. 2.....10 |
| Aug. 21.....6 | Oct. 9.....13 |
| Aug. 28.....4 | Oct. 16.....14 |
| Sept. 4.....3 | Oct. 23.....9 |
| Sept. 11.....2 | Oct. 30.....7 |
| Sept. 18.....7 | Nov. 6.....5 |
| Sept. 25.....10 | Nov. 13.....10 |
| Dec. 4 - Final.....1 | |

| | |
|---|---------------|
| 2019 (Ranked: 13 Weeks; High 1 - 2 Weeks) | |
| Aug. 6 - Preseason...1 | Oct. 8.....5 |
| Aug. 27.....1 | Oct. 15.....6 |
| Sept. 3.....6 | Oct. 22.....5 |
| Sept. 10.....6 | Oct. 29.....5 |
| Sept. 17.....6 | Nov. 5.....5 |
| Sept. 24.....6 | Nov. 12.....5 |
| Oct. 1.....6 | Nov. 19.....6 |
| Dec. 7 - Final.....10 | |

| | | | |
|--|----------------|--|--|
| 2020 (Ranked: 9 Weeks; High 1 - 8 Weeks) | | | |
| March 2.....1 | March 30.....1 | | |
| March 9.....1 | April 6.....1 | | |
| March 16.....1 | April 13.....1 | | |
| March 23.....1 | April 20.....1 | | |
| May 18 - Final.....2 | | | |

| | | | |
|--|--------------------------|--|--|
| 2021 (Ranked: 14 Weeks; High 1 - 10 Weeks) | | | |
| August 4.....1 | October 5.....1 | | |
| August 24.....1 | October 12.....1 | | |
| August 31.....1 | October 19.....1 | | |
| September 7.....1 | October 26.....3 | | |
| September 14.....1 | November 2.....2 | | |
| September 21.....1 | November 9.....2 | | |
| September 28.....1 | December 7 - Final.....1 | | |

WINS OVER RANKED TEAMS


United Soccer Coaches ranking at time of the game

| Date | Site | Team, Score |
|----------------|------|--------------------------------|
| Dec. 6, 2021 | N | 6No. 13 BYU, 0-0 (4-3) |
| Dec. 3, 2021 | N | ^No. 5 Rutgers, 1-0 |
| Nov. 26, 2021 | H | ^No. 9 Michigan, 1-0 (OT) |
| Nov. 21, 2021 | H | ^No. 19 Pepperdine, 1-0 |
| Nov. 19, 2021 | H | ^No. 25 SMU, 5-1 |
| Nov. 7, 2021 | N | ^^No. 1 Virginia, 1-0 |
| Nov. 5, 2021 | N | ^^No. 25 Wake Forest, 2-1 (OT) |
| Sept. 12, 2021 | A | No. 10 Auburn, 2-1 |
| Aug. 19, 2021 | H | No. 9 Texas AGM, 1-0 |
| May 5, 2021 | N^ | No. 11 Penn State, 3-1 |
| Nov. 15, 2020 | N^^ | No. 1 North Carolina, 3-2 |
| Nov. 13, 2020 | N^^ | No. 6 Duke, 4-0 |
| Nov. 10, 2020 | N^^ | No. 12 Notre Dame, 2-0 |
| Nov. 1, 2020 | H | No. 3 Clemson, 2-0 |
| Oct. 29, 2020 | H | No. 5 Duke, 1-0 |
| Oct. 18, 2020 | A | No. 11 Virginia, 4-3 |

| | | |
|----------------|--------|----------------------------------|
| Nov. 24, 2019 | H^ | No. 17 USF, 2-1 |
| Nov. 22, 2019 | H^ | No. 16 Brown, 2-0 |
| Nov. 3, 2019 | H^^ | No. 22 Clemson, 2-1 |
| Oct. 31, 2019 | H | No. 9 Duke, 1-0 |
| Oct. 10, 2019 | A... | No. 20 Virginia Tech, 3-2 (2ot) |
| Sept. 26, 2019 | A..... | No. 9 Clemson, 2-1 |
| Sept. 12, 2019 | H..... | No. 24 Colorado, 3-2 (ot) |
| Aug. 25, 2019 | H..... | No. 16 Wisconsin, 1-0 (ot) |
| Dec. 2, 2018 | N^ | No. 3 North Carolina, 1-0 |
| Nov. 30, 2018 | N^ | No. 1 Stanford, 2-0 |
| Nov. 23, 2018 | H^ | No. 14 Penn State, 1-0 |
| Nov. 16, 2018 | H^ | No. 20 USF, 3-1 |
| Nov. 4, 2018 | N^^ | No. 3 North Carolina, 3-1 |
| Nov. 2, 2018 | N^^ | No. Virginia, 3-1 |
| Oct. 28, 2018 | A..... | No. 5 Duke, 1-0 |
| Oct. 21, 2018 | A..... | No. 6 Virginia, 2-0 |
| Sept. 2, 2018 | H..... | No. 2 UCLA, 4-1 |
| Oct. 12, 2017 | A..... | No. 10 Florida, 2-0 |
| Nov. 4, 2016 | N^^ | No. 9 Clemson, 1-0 |
| Oct. 20, 2016 | H..... | No. 4 Duke, 1-0 (ot) |
| Sept. 17, 2016 | H..... | No. 17 UConn, 3-0 |
| Aug. 19, 2016 | A..... | No. 8 Texas AGM, 1-0 |
| Nov. 27, 2015 | H^ | No. 21 Texas AGM, 5-0 |
| Nov. 22, 2015 | H^ | No. 19 Auburn, 2-0 |
| Nov. 6, 2015 | N^^ | No. 8 North Carolina, 2-1 |
| Oct. 11, 2015 | H..... | No. 1 North Carolina, 1-0 |
| Sept. 27, 2015 | A..... | No. 16 Notre Dame, 1-0 |
| Sept. 24, 2015 | H..... | No. 7 Clemson, 3-1 |
| Sept. 4, 2015 | H..... | No. 3 Texas AGM, 3-1 |
| Dec. 7, 2014 | N6 | No. 4 Virginia, 1-0 |
| Dec. 5, 2014 | N^ | No. 3 Stanford, 2-0 |
| Nov. 28, 2014 | H^ | No. 18 South Carolina, 5-0 |
| Nov. 23, 2014 | H^ | No. 21 UCF, 1-0 |
| Nov. 9, 2014 | N^^ | No. 4 Virginia, 1-0 |
| Nov. 7, 2014 | N^^ | No. 10 Notre Dame, 3-1 |
| Oct. 12, 2014 | H..... | No. 9 Virginia Tech, 2-1 |
| Sept. 28, 2014 | H..... | No. 3 Virginia, 1-0 |
| Aug. 22, 2014 | H..... | No. 11 Portland, 1-0 |
| Dec. 6, 2013 | N^ | No. 4 Virginia Tech, 3-2 |
| Nov. 21, 2013 | H^ | No. 22 Ole Miss, 3-1 |
| Nov. 10, 2013 | N^^ | No. 6 Virginia Tech, 1-0 |
| Nov. 8, 2013 | N^^ | No. 4 North Carolina, 2-1 (ot) |
| Oct. 31, 2013 | H..... | No. 19 Notre Dame, 2-1 (2ot) |
| Oct. 24, 2013 | A..... | No. 4 Virginia Tech, 2-1 |
| Sept. 18, 2013 | H..... | No. 5 North Carolina, 1-0 |
| Sept. 15, 2013 | A..... | No. 12 Duke, 2-1 |
| Sept. 1, 2013 | H..... | No. 17 UCF, 1-0 (ot) |
| Aug. 30, 2013 | A..... | No. 8 Florida, 3-0 |
| Nov. 18, 2012 | H^ | No. 15 Texas AGM, 4-0 |
| Oct. 28, 2012 | H^^ | No. 21 Boston College, 4-0 |
| Oct. 21, 2012 | A..... | No. 5 Maryland, 1-0 |
| Oct. 14, 2012 | H..... | No. 13 Virginia, 1-0 (ot) |
| Oct. 11, 2012 | H..... | No. 19 Virginia Tech, 1-0 |
| Sept. 27, 2012 | A..... | No. 9 North Carolina, 1-0 |
| Sept. 16, 2012 | H..... | No. 14 Wake Forest, 1-0 |
| Sept. 13, 2012 | H..... | No. 2 Duke, 1-0 |
| Aug. 31, 2012 | H..... | No. 22 Florida, 1-0 |
| Aug. 24, 2012 | A..... | No. 9 UCF, 1-0 |
| Nov. 8, 2011 | H^ | No. 8 Virginia, 3-0 |
| Nov. 4, 2011 | N^^ | No. 5 Virginia, 2-1 |
| Oct. 30, 2011 | A^^ | No. 11 North Carolina, 1-0 (2ot) |
| Oct. 16, 2011 | H..... | No. 9 Boston College, 1-0 |
| Sept. 9, 2011 | A..... | No. 9 Florida, 3-2 |
| Sept. 2, 2011 | H..... | No. 11 Marquette, 3-1 |
| Aug. 19, 2011 | A..... | No. 19 Oregon State, 1-0 |

| | | |
|----------------|--------|---------------------------------|
| Nov. 20, 2010 | H^ | No. 12 Marquette, 3-0 |
| Nov. 14, 2010 | H^ | No. 25 South Florida, 2-1 |
| Oct. 31, 2010 | A..... | No. 11 Boston College, 1-0 |
| Oct. 3, 2010 | H..... | No. 16 Duke, 3-1 |
| Sept. 30, 2010 | H..... | No. 19 Wake Forest, 1-0 |
| Aug. 20, 2010 | A... | No. 18 Washington State, 1-0 |
| Nov. 20, 2009 | H^ | No. 22 Texas AGM, 2-1 (2ot) |
| Nov. 6, 2009 | N^^ | No. 14 Virginia Tech, 2-0 |
| Nov. 1, 2009 | A..... | No. 17 Virginia Tech, 2-1 |
| Oct. 22, 2009 | H..... | No. 2 North Carolina, 3-2 (2ot) |
| Sept. 27, 2009 | H..... | No. 3 Boston College, 3-2 |
| Sept. 24, 2009 | H..... | No. 9 Maryland, 2-1 |
| Sept. 18, 2009 | A..... | No. 7 Florida, 1-0 (ot) |
| Sept. 13, 2009 | H..... | No. 24 UAB, 8-0 |
| Sept. 4, 2009 | H..... | No. 10 Penn State, 2-1 |
| Nov. 22, 2008 | H^ | No. 10 Boston College, 1-0 |
| Oct. 19, 2008 | H..... | No. 9 Duke, 5-2 |
| Oct. 16, 2008 | H..... | No. 16 Wake Forest, 5-0 |
| Oct. 5, 2008 | A..... | No. 14 Boston College, 1-0 |
| Aug. 31, 2008 | N..... | No. 12 Connecticut, 3-0 |
| Aug. 29, 2008 | A..... | No. 9 Penn State, 4-1 |
| Dec. 7, 2007 | N^ | No. 11 Notre Dame, 3-2 |
| Nov. 30, 2007 | H^ | No. 24 Connecticut, 3-2 (2ot) |
| Nov. 23, 2007 | H^ | No. 7 Texas, 4-0 |
| Nov. 9, 2007 | N^^ | No. 22 Wake Forest, 5-2 |
| Nov. 7, 2007 | N^^ | No. 15 Boston College, 1-0 |
| Nov. 1, 2007 | A..... | No. 25 Clemson, 2-0 |
| Oct. 14, 2007 | H..... | No. 7 Boston College, 1-0 |
| Nov. 24, 2006 | H^ | No. 21 Clemson, 2-1 |
| Nov. 19, 2006 | H^ | No. 15 Illinois, 1-0 |
| Nov. 12, 2006 | H^ | No. 24 California, 3-1 |
| Oct. 19, 2006 | A..... | No. 19 Wake Forest, 3-2 |
| Aug. 27, 2006 | H^ | No. 1 Portland, 2-1 |
| Nov. 20, 2005 | | |

ENDOWED SCHOLARSHIPS



TALBOT "SANDY" D'ALEMBERTE SCHOLARSHIP

Former Florida State University President Talbot "Sandy" D'Alemberte appreciates the contribution that competitive sports can make to strengthen the intellect as well as the body. A classic Renaissance Man, President D'Alemberte enhanced the entire range of University initiatives through his own personal generosity. With a major gift, he propelled the Seminole Boosters Dynasty Campaign forward by establishing a fully endowed Scholarship for Seminole Women's Soccer.



BRENT SEMBLER

"GOALKEEPER POSITION" SCHOLARSHIP

Vice Chairman of the Sembler Company, one of the country's most recognized shopping center development and management companies, Brent Sembler is among the most familiar names and faces in the highest echelons of Florida politics and finance. As renowned philanthropists, Brent and Debbie Sembler are relentless fundraisers for a range of charitable causes. Brent played Club Soccer for the Seminoles as a student in the late 1970s and has continued to follow and encourage support for the sport among young people. Brent has expressed his love for the sport and for his University by endowing a Named Position Scholarship for Seminole Women's Soccer. The starting goalkeeper at FSU will now carry the Brent Sembler Scholarship.




CHARLES & DIANE MORRIS SCHOLARSHIP

A 1970 West Point graduate, Colonel Charles A. Morris, Ed.D., FSU 1994, honorably served our nation over a distinguished 27-year Army career. Diane faithfully served FSU from 1990-94 as an honored academic advisor in the Department of Psychology while Chuck commanded the Army ROTC Seminole Battalion. The Morris' returned to FSU in 1997 and Chuck began work in the Department of Athletics. Chuck and Diane became fans of Florida State soccer and recognized the importance of providing scholarships for future generations of student-athletes. As an expression of their loyalty, commitment and admiration for FSU, they have endowed the outside right forward position.



LES & RUTH AKERS SCHOLARSHIP

Successful businessman, tireless fundraiser for Seminole Athletics and leader in all areas of FSU alumni involvement, Les Akers and his wife Ruth, holder of a graduate degree in music, have expressed their love for the University by endowing a scholarship for soccer.



HUNTER MCINTOSH

After playing professional tennis for several years, former FSU student-athlete Hunter McIntosh decided to endow an athletic scholarship for soccer to show his support for women's athletics here at Florida State. Throughout his lifetime, he never lost his love or commitment to Seminole Athletics. Hunter's feeling for FSU can be summed up in his own words of "Once a Nole, always a Nole".



LOUIS J. & MARION T. TAORMINA SCHOLARSHIP

Marion Taormina Hargett ('93) and Louis Charles Taormina ('96) have endowed this scholarship in honor of their parents, Louis Joseph Taormina and Marion Thomson Taormina who were passionate sports fans and dedicated and loving parents. Their gift is in gratitude for the endless love, support and guidance provided by their parents and for exposing them to all types of academic and athletic activities, but the sport that the entire family embraced the most was soccer with Lou coaching both his daughter's and son's soccer teams. This scholarship reinforces their parents' core values of participation in athletics, hard work in the classroom and dedication to being an active member in the community. As parents of FSU graduates, Marion and Lou adopted FSU and this scholarship serves as a lasting memory of their love and admiration for this University.



Enthusiastic Tallahassee business leaders formed the first Seminole Boosters organization in the summer of 1951. Their purpose was to support an ambitious Seminole football program rapidly growing in popularity. A brand new stadium and increasing program costs motivated the Boosters to make fundraising their first priority, a priority that remains their primary purpose.

Today, Seminole Boosters, Inc. is one of the leading collegiate athletic fundraising organizations in America. Contributors account for more than \$13 million in annual funds, plus at least \$10 million per year in capital gifts. The Seminole Boosters Scholarship Endowment has nearly \$50 million under management, and the Boosters are involved with a wide range of enterprises including affinity programs, logos & licensing, gameday parking, concessions, the University Center Club, skybox management and the construction of athletic facilities.

Florida State Athletics provides each of our men's and women's teams with the maximum number of scholarships allowed by the NCAA. In addition to the field competitors, scholarships are also provided to student trainers, managers and graduate assistants who are vital to an athletic program.

The last 20 years have seen a threefold rise in the cost of athletic scholarships at Florida State. Today, more than \$350,000 is needed to permanently endow a Florida State athletic scholarship. Most of the top public universities with whom Florida State competes and to whom we are compared, have endowed all of their athletic scholarships.

Established in 1986 under the direction of William M. Parker of Clearwater, the Seminole Boosters Endowed Scholarship Program is the final step toward perpetual funding of all scholarships for student-athletes at Florida State. Those individuals who contribute to the endowment fund for athletic scholarships at Florida State University gain membership in the Seminole Heritage Foundation.

Thanks to the efforts of former FSU President Talbot "Sandy" D'Alemberte, Les and Ruth Akers, Charles and Diane Morris, Hunter McIntosh, Brent Sembler and Louis and Marion Taormina an effort has now begun to ensure the endowment of the Florida State soccer program.



| | |
|---------------------|------|
| A | |
| Marai Alagoa..... | 2021 |
| Taylor Alston..... | 2016 |
| Dria Hampton..... | 2012 |
| Courtney Asbra..... | 1999 |

| | |
|-----------------------------|-------------|
| B | |
| Marta Bakowska-Mathews..... | 2011-14 |
| Katie Beal..... | 2001-04 |
| Jessica Bell..... | 2002-03 |
| Olivia Bergau..... | 2015-18 |
| Malia Berkely..... | 2016, 18-20 |
| Emma Bissell..... | 2021 |
| Linn Bogren..... | 2020 |
| Katie Bollinsky..... | 2009 |
| Brooke Bollinger..... | 2018-20 |
| Angela Bonaffino..... | 1996-99 |
| Kristin Boyce..... | 2000-03 |
| Emma Breland..... | 2000 |
| Caroline Brockmeier..... | 2015 |
| Tiana Brockway..... | 2009-12 |
| Erin Brown..... | 2003 |
| Jody Brown..... | 2020-21 |
| Micah Brown..... | 2010 |
| Rachel Brown..... | 2007 |
| Jordan Bryant..... | 2005 |
| Dagny Brynjarsdottir..... | 2011-14 |
| Kara Buono..... | 2011 |
| Janet Burke..... | 2000-01 |
| Camie Bybee..... | 2001-04 |
| Stephanie Byrd..... | 1995 |

| | |
|--------------------------|---------|
| C | |
| Marion Cagle..... | 2001-04 |
| Megan Campbell..... | 2013-15 |
| Cabby Carle..... | 2017-21 |
| Abby Carr..... | 2010 |
| Montrae Carter..... | 2011 |
| Dayna Castellanos..... | 2016-19 |
| Janice Cayman..... | 2010-11 |
| Taryn Cervi..... | 1997 |
| Christina (CC) Cobb..... | 2010-11 |
| Shannon Coe..... | 2002 |
| Alyssa Conarton..... | 2019-20 |
| Megan Connolly..... | 2015-18 |
| Summer Corum..... | 2000-02 |
| Sarah Crawford..... | 1999-00 |
| Marisha Crowe..... | 2000 |
| Kirsten Crowley..... | 2013-16 |
| Alex Crown..... | 2009 |

| | |
|-------------------------|-------------|
| D | |
| Amanda DaCosta..... | 2007-10 |
| Stephanie Dame..... | 2002 |
| Victoria Damren..... | 2006-07 |
| Sarah Deacon..... | 1998-00 |
| Leslie Del Rio..... | 1996-99 |
| Dana Denker..... | 2001 |
| Kimmy Diaz..... | 2006, 08-09 |
| Stephanie Dietrich..... | 1997-00 |
| Bella Dorosy..... | 2017-18 |
| Dallas Dorosy..... | 2015-18 |
| Nickolette Driesse..... | 2013-14 |
| Jessica Driscoll..... | 1995-98 |
| Kelly Duffak..... | 1995-96 |
| Sara Dunlap..... | 2000 |
| Heather Dyché..... | 1998-01 |

| | |
|--------------------------|---------|
| E | |
| Lizzie Easton..... | 1995 |
| Maren Vik Edvardsen..... | 1998-01 |
| Marte Vik Edvardsen..... | 1998-01 |
| Becky Edwards..... | 2006-09 |
| Macayla Edwards..... | 2015-18 |

| | |
|---------------------|---------|
| F | |
| Alli Ferreri..... | 2002-05 |
| Jamia Fields..... | 2011-14 |
| Nicole Fischer..... | 2012 |
| Lauren Flynn..... | 2020-21 |
| Danielle Foard..... | 1997-00 |
| Ashlee Fontes..... | 1999-02 |
| Jill Ford..... | 1997-98 |
| Holly Fritz..... | 2015-16 |

| | |
|-----------------------|------------|
| G | |
| Leah Gallegos..... | 2002-04 |
| Shane Gallo..... | 2001 |
| Jenny Garcia..... | 2000-02 |
| Ansley Gascoigne..... | 1999 |
| Tori George..... | 2000, 2002 |
| Libby Gianeskis..... | 2004-07 |
| Katya Gokhman..... | 2010-11 |
| Haylie Grant..... | 2014-17 |
| Amanda Green..... | 1999 |
| Erin Grimsley..... | 1996-97 |
| Kristin Grubka..... | 2011-14 |
| Jamie Gurtov..... | 1997-99 |
| H | |
| Debbie Hahn..... | 2014 |
| Michaela Hahn..... | 2012-15 |

| | |
|---------------------|---------|
| I | |
| Janey Hallberg..... | 1999 |
| Taylor Hallmon..... | 2016-18 |
| Ashley Halter..... | 1997-00 |
| Dria Hampton..... | 2012 |
| Rylee Hart..... | 2012 |
| Allison Hogan..... | 1995-97 |
| Kahlie Hogg..... | 2012-13 |
| Amelia Horton..... | 2021 |
| Jaelin Howell..... | 2018-21 |
| Ari Hudson..... | 2014-17 |
| Kelly Huff..... | 1995-96 |
| Breezy Hupp..... | 2009-10 |
| Tori Huster..... | 2008-11 |

| | |
|---------------------|---------|
| J | |
| Gina Iacovella..... | 1999 |
| Iraia Iturregi..... | 2006 |
| Ran Iwai..... | 2020-21 |

| | |
|-----------------------|---------|
| K | |
| Ines Jaurena..... | 2009-12 |
| Caroline Jeffers..... | 2018 |
| Elin Jensen..... | 2015-16 |
| Jordan Johnson..... | 2010-11 |
| Kim Johnson..... | 1998 |
| Meredith Jones..... | 1999-02 |
| Melissa Juhl..... | 1995-98 |
| Mia Justus..... | 2021 |

| | |
|----------------------|---------|
| L | |
| Ali Kalayjian..... | 2019 |
| Kessey Kallman..... | 2010-13 |
| Marissa Kazbour..... | 2007-09 |
| Morgan Kennedy..... | 2014 |
| Nara Kenroedan..... | 2012-13 |
| Eirin Kleppa..... | 2010 |
| Emma Koivisto..... | 2014-17 |
| Heidi Kollanen..... | 2016-17 |
| Amanda Kopale..... | 2016 |
| Natalia Kuikka..... | 2015-18 |
| Selin Kuralay..... | 2005-06 |

| | |
|---------------------|---------|
| M | |
| Paige LaBerge..... | 2019 |
| Casey Lademann..... | 2007 |
| Julie Lanco..... | 2008 |
| Janine Lavoie..... | 1995-98 |
| Erica Lewis..... | 2002-03 |
| Rachel Lim..... | 2007-10 |
| Yulie Lopez..... | 2013 |
| Katie Lunn..... | 1995-97 |
| Lauren Lynch..... | 1995-98 |
| Kristina Lynch..... | 2018-21 |

| | |
|------------------------|-----------------|
| N | |
| Emily Madril..... | 2017, 2020-2021 |
| Brittney Marriott..... | 2006 |
| Trish Martin..... | 1999 |
| Margo McAuley..... | 2007-08 |
| Kasey McCall..... | 1996-97 |
| Tiffany McCarty..... | 2008-09, 11-12 |
| Anna McClung..... | 2013 |
| Rachel McDowell..... | 2003-05 |
| Kristen McFarland..... | 2016, 2018-20 |
| Kelly McGrath..... | 1995 |
| Joy McKenzie..... | 2001-04 |
| Erin McNulty..... | 2007, 09 |
| Nichole Mercier..... | 2010 |
| Cassie Miller..... | 2014-17 |
| Kate Milstead..... | 2007-08 |
| Ali Mims..... | 2001, 05-06 |
| Gianna Mitchell..... | 2020-2021 |
| Doriana Moul..... | 2016 |
| Tifani Mullen..... | 2009-10 |
| Hikaru Murakami..... | 2011-14 |
| Paige Murphy..... | 1997-00 |
| Prigle Murray..... | 2005 |

| | |
|-----------------------|---------|
| O | |
| Viola Odebrecht..... | 2005 |
| Beata Olsson..... | 2021 |
| Alexa Orrante..... | 2018 |
| Alexandra Osorio..... | 1995-98 |

| | |
|-----------------------|---------|
| P | |
| Anna Patten..... | 2017-18 |
| Heather Payne..... | 2019-21 |
| Kristen Pavlesko..... | 2018-21 |
| Christy Peacock..... | 1998-01 |
| Holly Peltzer..... | 2004-07 |
| Madysyn Pezzino..... | 2017 |
| Julia Phillips..... | 2016 |
| Carson Pickett..... | 2012-15 |
| Kelley Poole..... | 1996 |

| | |
|---------------------|---------|
| Q | |
| Janey Hallberg..... | 1999 |
| Taylor Hallmon..... | 2016-18 |
| Ashley Halter..... | 1997-00 |
| Dria Hampton..... | 2012 |
| Rylee Hart..... | 2012 |
| Allison Hogan..... | 1995-97 |
| Kahlie Hogg..... | 2012-13 |
| Amelia Horton..... | 2021 |
| Jaelin Howell..... | 2018-21 |
| Ari Hudson..... | 2014-17 |
| Kelly Huff..... | 1995-96 |
| Breezy Hupp..... | 2009-10 |
| Tori Huster..... | 2008-11 |

| | |
|--------------------------|-----------|
| R | |
| Toby Ranck..... | 2003-06 |
| Jez Ratliff..... | 2001-04 |
| Taylor Radecki..... | 2019 |
| Armani Rice..... | 2004 |
| Lindsey Rice..... | 2010 |
| Adrienne Richardson..... | 2017 |
| Katie Riley..... | 2011 |
| Teresa Rivera..... | 2002-05 |
| Clara Robbins..... | 2017-2021 |
| Jenni Roberts..... | 1995 |
| Kelly Robinson..... | 1999 |
| Cristina Roque..... | 2021 |
| Sarah Rosseau..... | 2003-05 |
| Kelly Rowland..... | 2003-06 |

| | |
|-------------------------|-------------|
| S | |
| Melissa Samokishyn..... | 2004-06 |
| Kacy Scarpa..... | 2013-14 |
| Isabella Schmid..... | 2012-15 |
| Katrin Schmidt..... | 2005-08 |
| Julia Schnugg..... | 2003-04 |
| Cindy Schofield..... | 1999-02 |
| Erica Schuler..... | 1995 |
| Nicole Sedgwick..... | 1996-97 |
| Malke Seuren..... | 2006 |
| Jenni Sharpe..... | 1995 |
| Sally Shelgren..... | 1997-98 |
| Caci Shell..... | 2005 |
| Casey Short..... | 2008-10, 12 |
| Jordan Sims..... | 1998 |
| Sage Sizemore..... | 2004-06 |
| Shannon Smith..... | 1995 |
| Alyssa Stadecker..... | 2021 |
| Annie Stalzer..... | 2006-08 |
| Ella Stephan..... | 2008-11 |
| Shannon Stoutamire..... | 1995 |
| Jacki Stradtman..... | 1995 |
| Erika Sutton..... | 2007-08 |
| Marlo Sweatman..... | 2013 |
| Colette Swensen..... | 2003-06 |
| Lauren Switzer..... | 2007-09 |
| Autumn Swofford..... | 1996 |

| | |
|-------------------------------|---------|
| T | |
| Yo Tachibana..... | 2016 |
| Katie Talley..... | 1999-02 |
| Sanna Talonen..... | 2007-08 |
| Makala Thomas..... | 2018-20 |
| Becky Thompson..... | 2006 |
| Berglind Thorvaldsdottir..... | 2013-15 |
| Kaycie Tillman..... | 2015-18 |
| Amber Tollefson..... | 2000-03 |
| Justina Torres..... | 1996-97 |
| India Trotter..... | 2003-06 |
| Onnie Trusty..... | 2006 |

| | |
|--------------------------|---------|
| V | |
| Jessica Vaccaro..... | 2005 |
| Taylor Vancil..... | 2011-12 |
| Kirsten van de Ven..... | 2005-07 |
| Erin Vester..... | 1995 |
| Gloriana Villalobos..... | 2017-19 |

| | |
|----------------------|---------|
| W | |
| Sarah Wagenfuhr..... | 2005-08 |
| Janna Walkup..... | 1995-98 |
| Rachael Watkin..... | 1997-00 |
| Melissa Wheeler..... | 2006 |
| Cheyne Williams..... | 2014-15 |
| Madison Winter..... | 2010 |
| Kelsey Wys..... | 2010-13 |

| | |
|---------------------|---------|
| Y | |
| Mami Yamaguchi..... | 2005-07 |
| Jennifer Yocca..... | 1995-96 |
| Kerry York..... | 2001-03 |

| | |
|--------------------|---------|
| Z | |
| Yujie Zhao..... | 2018-21 |
| Susanna Zorn..... | 2008-09 |
| Kaitlyn Zipay..... | 2020 |

Bold = Returning Player

ALL-TIME CAREER PLAYER STATS

ALL-TIME CAREER PLAYER STATS

| Briana Alston | | | | | | |
|----------------------|------------|----------|----------|----------|----------|----------|
| Year | GP-GS | Sh | G | A | P | GW |
| 2016 | 7-1 | 0 | 0 | 0 | 0 | 0 |
| Total | 7-1 | 0 | 0 | 0 | 0 | 0 |

| Courtney Asbra | | | | | | |
|-----------------------|--------------|----------|----------|----------|----------|----------|
| Year | GP-GS | Sh | G | A | P | GW |
| 1999 | 20-20 | 3 | 0 | 0 | 0 | 0 |
| Total | 20-20 | 3 | 0 | 0 | 0 | 0 |

| Marta Bakowska-Mathews | | | | | | |
|-------------------------------|--------------|-----------|-----------|-----------|-----------|----------|
| Year | GP-GS | Sh | G | A | P | GW |
| 2011 | 20-4 | 7 | 0 | 1 | 1 | 0 |
| 2012 | 11-0 | 5 | 2 | 3 | 7 | 0 |
| 2013 | 23-3 | 36 | 8 | 4 | 20 | 3 |
| 2014 | 26-7 | 42 | 9 | 6 | 24 | 3 |
| Total | 80-14 | 90 | 19 | 14 | 52 | 6 |

| Katie Beal | | | | | | |
|-------------------|--------------|-----------|----------|-----------|-----------|----------|
| Year | GP-GS | Sh | G | A | P | GW |
| 2001 | 23-23 | 5 | 0 | 1 | 1 | 0 |
| 2002 | 17-9 | 7 | 0 | 3 | 3 | 0 |
| 2003 | 26-25 | 28 | 6 | 7 | 19 | 0 |
| 2004 | 20-20 | 21 | 2 | 1 | 5 | 0 |
| Total | 86-77 | 61 | 8 | 12 | 28 | 0 |

| Jessica Bell | | | | | | |
|---------------------|-------------|----------|----------|----------|----------|----------|
| Year | GP-GS | Sh | G | A | P | GW |
| 2002 | 9-0 | 2 | 1 | 0 | 2 | 0 |
| 2003 | 7-0 | 0 | 0 | 0 | 0 | 0 |
| Total | 16-0 | 2 | 1 | 0 | 2 | 0 |

| Olivia Bergau | | | | | | |
|----------------------|--------------|-----------|----------|----------|-----------|----------|
| Year | GP-GS | Sh | G | A | P | GW |
| 2015 | 11-3 | 1 | 0 | 1 | 1 | 0 |
| 2016 | 22-18 | 5 | 0 | 4 | 4 | 0 |
| 2017 | 21-7 | 6 | 2 | 1 | 5 | 1 |
| 2018 | 27-3 | 11 | 2 | 0 | 4 | 0 |
| Total | 81-31 | 23 | 4 | 6 | 14 | 1 |

| Malia Berkely | | | | | | |
|----------------------|--------------|-----------|----------|-----------|-----------|----------|
| Year | GP-GS | Sh | G | A | P | GW |
| 2016 | 22-22 | 27 | 1 | 2 | 4 | 1 |
| 2018 | 27-27 | 19 | 1 | 7 | 9 | 0 |
| 2019 | 24-24 | 26 | 2 | 4 | 8 | 1 |
| 2020 | 11-11 | 7 | 0 | 1 | 1 | 0 |
| Total | 84-84 | 79 | 4 | 14 | 22 | 2 |

| Katie Bolinsky | | | | | | |
|-----------------------|-------------|----------|----------|----------|----------|----------|
| Year | GP-GS | Sh | G | A | P | GW |
| 2009 | 17-0 | 7 | 2 | 0 | 4 | 0 |
| Total | 17-0 | 7 | 2 | 0 | 4 | 0 |

| Angela Bonaffino | | | | | | |
|-------------------------|--------------|------------|----------|-----------|-----------|----------|
| Year | GP-GS | Sh | G | A | P | GW |
| 1996 | 20-20 | 30 | 4 | 4 | 12 | 1 |
| 1997 | 13-6 | 13 | 2 | 1 | 5 | 1 |
| 1998 | 19-17 | 30 | 0 | 3 | 3 | 0 |
| 1999 | 20-18 | 35 | 1 | 7 | 9 | 1 |
| Total | 72-61 | 108 | 7 | 15 | 29 | 3 |

| Kristin Boyce | | | | | | |
|----------------------|--------------|-----------|-----------|----------|-----------|----------|
| Year | GP-GS | Sh | G | A | P | GW |
| 2000 | 22-18 | 9 | 2 | 1 | 5 | 1 |
| 2001 | 24-24 | 30 | 5 | 1 | 11 | 1 |
| 2002 | 23-23 | 19 | 1 | 1 | 3 | 0 |
| 2003 | 14-14 | 14 | 3 | 2 | 8 | 0 |
| Total | 83-78 | 72 | 11 | 5 | 27 | 3 |

| Emma Breland | | | | | | |
|---------------------|--------------|-----------|-----------|----------|-----------|----------|
| Year | GP-GS | Sh | G | A | P | GW |
| 2000 | 24-24 | 62 | 12 | 7 | 31 | 5 |
| Total | 24-24 | 62 | 12 | 7 | 31 | 5 |

| Tiana Brockway | | | | | | |
|-----------------------|--------------|-----------|----------|-----------|-----------|----------|
| Year | GP-GS | Sh | G | A | P | GW |
| 2009 | 25-25 | 4 | 0 | 2 | 2 | 0 |
| 2010 | 20-20 | 5 | 0 | 3 | 3 | 0 |
| 2011 | 26-26 | 22 | 2 | 4 | 8 | 0 |
| 2012 | 24-23 | 11 | 2 | 2 | 6 | 1 |
| Total | 95-94 | 42 | 4 | 11 | 19 | 1 |

| Erin Brown | | | | | | |
|-------------------|------------|----------|----------|----------|----------|----------|
| Year | GP-GS | Sh | G | A | P | GW |
| 2003 | 6-0 | 1 | 0 | 0 | 0 | 0 |
| Total | 6-0 | 1 | 0 | 0 | 0 | 0 |

| Micah Brown | | | | | | |
|--------------------|------------|----------|----------|----------|----------|----------|
| Year | GP-GS | Sh | G | A | P | GW |
| 2010 | 6-0 | 0 | 0 | 0 | 0 | 0 |
| Total | 6-0 | 0 | 0 | 0 | 0 | 0 |

| Rachel Brown | | | | | | |
|---------------------|-------------|----------|----------|----------|----------|----------|
| Year | GP-GS | Sh | G | A | P | GW |
| 2007 | 17-0 | 9 | 0 | 0 | 0 | 0 |
| Total | 17-0 | 9 | 0 | 0 | 0 | 0 |

| Jordan Bryant | | | | | | |
|----------------------|------------|----------|----------|----------|----------|----------|
| Year | GP-GS | Sh | G | A | P | GW |
| 2005 | 2-0 | 0 | 0 | 0 | 0 | 0 |
| Total | 2-0 | 0 | 0 | 0 | 0 | 0 |

| Dagny Brynjarsdottir | | | | | | |
|-----------------------------|--------------|------------|-----------|-----------|------------|-----------|
| Year | GP-GS | Sh | G | A | P | GW |
| 2011 | 21-20 | 28 | 5 | 3 | 13 | 2 |
| 2012 | 18-17 | 43 | 9 | 9 | 27 | 5 |
| 2013 | 25-25 | 74 | 14 | 5 | 33 | 7 |
| 2014 | 23-21 | 87 | 16 | 6 | 38 | 5 |
| Total | 87-83 | 232 | 44 | 23 | 111 | 19 |

| Kara Buono | | | | | | |
|-------------------|------------|----------|----------|----------|----------|----------|
| Year | GP-GS | Sh | G | A | P | GW |
| 2011 | 3-0 | 0 | 0 | 0 | 0 | 0 |
| Total | 3-0 | 0 | 0 | 0 | 0 | 0 |

| Janet Burke | | | | | | |
|--------------------|-------------|-----------|----------|----------|----------|----------|
| Year | GP-GS | Sh | G | A | P | GW |
| 2000 | 23-0 | 14 | 0 | 3 | 3 | 0 |
| 2001 | 8-0 | 4 | 0 | 0 | 0 | 0 |
| 2011 | 31-0 | 18 | 0 | 3 | 3 | 0 |
| Total | 62-0 | 36 | 0 | 6 | 6 | 0 |

| Stephanie Byrd | | | | | | |
|-----------------------|------------|----------|----------|----------|----------|----------|
| Year | GP-GS | Sh | G | A | P | GW |
| 1995 | 3-0 | 0 | 0 | 0 | 0 | 0 |
| Total | 3-0 | 0 | 0 | 0 | 0 | 0 |

| Marion Cagle | | | | | | |
|---------------------|--------------|----------|----------|----------|----------|----------|
| Year | GP-GS | Sh | G | A | P | GW |
| 2001 | 23-0 | 2 | 0 | 0 | 0 | 0 |
| 2002 | 18-0 | 1 | 0 | 0 | 0 | 0 |
| 2003 | 23-21 | 1 | 0 | 0 | 0 | 0 |
| 2004 | 20-20 | 2 | 0 | 1 | 1 | 0 |
| Total | 84-41 | 4 | 0 | 2 | 2 | 0 |

| Megan Campbell | | | | | | |
|-----------------------|----------------|-----------|----------|-----------|-----------|----------|
| Year | GP-GS | Sh | G | A | P | GW |
| 2013 | 25-25 | 11 | 1 | 13 | 15 | 0 |
| 2014 | 21-18 | 9 | 2 | 12 | 16 | 2 |
| 2015 | 14-14 | 13 | 1 | 6 | 8 | 0 |
| 2016 | 60-57 | 33 | 4 | 21 | 29 | 2 |
| Total | 120-114 | 66 | 8 | 52 | 69 | 4 |

| Abby Carr | | | | | | |
|------------------|------------|----------|----------|----------|----------|----------|
| Year | GP-GS | Sh | G | A | P | GW |
| 2010 | 6-1 | 0 | 0 | 0 | 0 | 0 |
| Total | 6-1 | 0 | 0 | 0 | 0 | 0 |

| Gabby Carle | | | | | | |
|--------------------|----------------|-----------|----------|-----------|-----------|----------|
| Year | GP-GS | Sh | G | A | P | GW |
| 2017 | 21-21 | 16 | 1 | 1 | 3 | 0 |
| 2018 | 20-20 | 18 | 1 | 4 | 6 | 1 |
| 2019 | 20-20 | 17 | 1 | 2 | 4 | 0 |
| 2020 | 16-16 | 8 | 2 | 1 | 5 | 0 |
| 2021 | 23-23 | 12 | 3 | 6 | 12 | 2 |
| Total | 100-100 | 71 | 8 | 14 | 30 | 3 |

| Deyna Castellanos | | | | | | |
|--------------------------|--------------|------------|-----------|-----------|------------|-----------|
| Year | GP-GS | Sh | G | A | P | GW |
| 2016 | 13-13 | 51 | 7 | 0 | 14 | 3 |
| 2017 | 20-20 | 41 | 19 | 3 | 41 | 7 |
| 2018 | 23-21 | 114 | 10 | 8 | 28 | 5 |
| 2019 | 20-20 | 95 | 12 | 11 | 35 | 5 |
| Total | 82-80 | 344 | 48 | 22 | 118 | 20 |

| Janice Cayman | | | | | | |
|----------------------|--------------|-----------|-----------|-----------|-----------|----------|
| Year | GP-GS | Sh | G | A | P | GW |
| 2010 | 22-22 | 40 | 9 | 5 | 23 | 2 |
| 2011 | 26-25 | 37 | 7 | 6 | 20 | 2 |
| Total | 48-47 | 77 | 16 | 11 | 43 | 4 |

| Taryn Cervi | | | | | | |
|--------------------|--------------|----------|----------|----------|----------|----------|
| Year | GP-GS | Sh | G | A | P | GW |
| 1997 | 15-12 | 2 | 0 | 1 | 1 | 0 |
| Total | 15-12 | 2 | 0 | 1 | 1 | 0 |

| CC Cobb | | | | | | |
|----------------|-------------|----------|----------|----------|----------|----------|
| Year | GP-GS | Sh | G | A | P | GW |
| 2010 | 18-1 | 5 | 1 | 0 | 2 | 0 |
| 2011 | 7-1 | 0 | 0 | 1 | 1 | 0 |
| Total | 25-2 | 5 | 1 | 1 | 3 | 0 |

| Shannon Coe | | | | | | |
|--------------------|-------------|----------|----------|----------|----------|----------|
| Year | GP-GS | Sh | G | A | P | GW |
| 2002 | 22-3 | 3 | 0 | 1 | 1 | 0 |
| Total | 22-3 | 3 | 0 | 1 | 1 | 0 |

| Megan Connolly | | | | | | |
|-----------------------|--------------|------------|-----------|-----------|-----------|-----------|
| Year | GP-GS | Sh | G | A | Pts | GW |
| 2015 | 22-21 | 67 | 9 | 10 | 28 | 4 |
| 2016 | 22-22 | 49 | 7 | 4 | 18 | 5 |
| 2017 | 20-9 | 28 | 3 | 3 | 9 | 1 |
| 2018 | 24-3 | 19 | 2 | 3 | 7 | 0 |
| Total | 88-55 | 163 | 21 | 20 | 62 | 10 |

| Summer Corum | | | | | | |
|---------------------|--------------|-----------|----------|-----------|-----------|----------|
| Year | GP-GS | Sh | G | A | P | GW |
| 2000 | 24-23 | 16 | 4 | 5 | 13 | 1 |
| 2001 | 24-24 | 7 | 0 | 7 | 7 | 0 |
| 2002 | 21-16 | 8 | 3 | 2 | 8 | 2 |
| Total | 69-63 | 31 | 7 | 14 | 28 | 3 |

| Marisha Crowe | | | | | | |
|----------------------|-------------|----------|----------|----------|----------|----------|
| Year | GP-GS | Sh | G | A | P | GW |
| 2000 | 14-0 | 2 | 0 | 0 | 0 | 0 |
| Total | 14-0 | 2 | 0 | 0 | 0 | 0 |

| Kirsten Crowley | | | | | | |
|------------------------|--------------|-----------|----------|-----------|-----------|----------|
| Year | GP-GS | Sh | G | A | P | GW |
| 2013 | 26-19 | 5 | 1 | 0 | 2 | 1 |
| 2014 | 26-26 | 11 | 1 | 1 | 3 | 0 |
| 2015 | 24-24 | 21 | 3 | 5 | 11 | 0 |
| 2016 | 22-22 | 15 | 1 | 4 | 6 | 1 |
| Total | 97-90 | 52 | 6 | 10 | 22 | 2 |

| Alex Crown | | | | | | |
|-------------------|-------------|-----------|----------|----------|----------|----------|
| Year | GP-GS | Sh | G | A | P | GW |
| 2009 | 21-1 | 13 | 1 | 2 | 4 | 0 |
| Total | 21-1 | 13 | 1 | 2 | 4 | 0 |

| Stephanie Dame | | | | | | |
|-----------------------|------------|----------|----------|----------|----------|----------|
| Year | GP-GS | Sh | G | A | P | GW |
| 2002 | 6-0 | 1 | 0 | 0 | 0 | 0 |
| Total | 6-0 | 1 | 0 | 0 | 0 | 0 |

| Victoria Damren | | | | | | |
|------------------------|-------------|----------|----------|----------|----------|----------|
| Year | GP-GS | Sh | G | A | P | GW |
| 2006 | 6-0 | 4 | 0 | 1 | 1 | 0 |
| 2007 | 7-0 | 2 | 0 | 0 | 0 | 0 |
| Total | 13-0 | 6 | 0 | 1 | 1 | 0 |

| Sarah Deacon | | | | | | |
|---------------------|--------------|-----------|----------|----------|----------|----------|
| Year | GP-GS | Sh | G | A | P | GW |
| 1998 | 20-12 | 9 | 0 | 0 | 0 | 0 |
| 1999 | 20-19 | 21 | 2 | 1 | 5 | 0 |
| 2000 | 22-5 | 10 | 0 | 3 | 3 | 0 |
| Total | 62-36 | 40 | 2 | 4 | 8 | 0 |

| Leslie Del Rio | | | | | | |
|-----------------------|--------------|-----------|----------|----------|----------|----------|
| Year | GP-GS | Sh | G | A | P | GW |
| 1996 | 8-2 | 5 | 0 | 0 | 0 | 0 |
| 1997 | 9-0 | 6 | 1 | 0 | 2 | 0 |
| 1998 | 3-2 | 2 | 0 | 0 | 0 | 0 |
| 1999 | 20-12 | 17 | 1 | 0 | 2 | 0 |
| Total | 35-16 | 35 | 2 | 0 | 4 | 0 |

ALL-TIME CAREER PLAYER STATS

ALL-TIME CAREER PLAYER STATS

| | | | | | | | | | | | | | | | | | | | | | | | | | | | | | | | | | | | | | | | | | | | | | | | | | | | | | | | | | | | | | | | | | | | | | | | | | | | | | | | | | |
|--|---|--|--|---|---|---|--|---|--|--|---|--|--|--|---|--|--|--|---|--|--|--|---|---|--|--|--|---|--|--|--|---|---|--|--|--|---|---|---|---|---|--|---|--|--|--|--|--|---|---|--|--|---|---|---|---|---|--|---|--|---|---|---|---|---|--|---|---|---|---|--|---|---|--|---|--|--|---|--|---|---|
| Janine Lavoie Year GP-GS Sh G A P GW 1995 19-19 5 3 1 7 0 1996 20-20 15 0 1 1 0 1997 18-5 0 0 1 1 0 1998 21-19 1 0 0 0 0 Total 78-63 21 3 3 9 0 | Rachel McDowell Year GP-GS Sh G A P GW 2003 26-2 5 1 2 4 0 2004 16-10 10 1 2 4 1 2005 11-1 2 0 0 0 0 Total 53-13 17 2 4 8 1 | Christy Peacock Year GP-GS Sh G A P GW 1999 7-0 0 0 0 0 0 2000 11-1 0 0 0 0 0 2001 18-1 0 0 0 0 0 Total 36-2 0 0 0 0 0 | Lindsey Rice Year GP-GS Sh G A P GW 2010 7-2 3 1 0 2 0 Total 7-2 3 1 0 2 0 | Erica Schuler Year GP-GS Sh G A P GW 1995 19-9 8 1 2 4 0 Total 19-9 8 1 2 4 0 | Erika Sutton Year GP-GS Sh G A P GW 2007 27-23 32 5 3 13 0 2008 19-19 17 0 1 1 0 Total 46-42 49 5 4 14 0 | Makala Thomas Year GP-GS Sh G A P GW 2018 4-0 1 0 0 0 0 2019 22-2 5 2 1 5 1 2020 3-0 1 0 0 0 0 Total 29-2 7 2 1 5 1 | Susanna Zorn Year GP-GS Sh G A P GW 2008 5-0 0 0 0 0 0 2009 15-0 0 0 1 1 0 Total 20-0 0 0 1 1 0 | Kristen McFarland Year GP-GS Sh G A P GW 2016 20-13 27 5 3 13 2 2018 27-28 22 6 1 13 2 2019 24-18 35 9 1 19 3 2020 15-15 13 1 3 5 1 Total 84-71 97 21 8 50 8 | Holly Peltzer Year GP-GS Sh G A P GW 2004 13-0 7 0 1 1 0 2005 23-6 26 7 1 15 1 2006 19-4 8 0 1 1 0 2007 27-23 17 3 1 7 1 Total 82-33 60 10 4 24 2 | Teresa Rivera Year GP-GS Sh G A P GW 2002 21-12 1 0 1 1 0 2003 24-16 6 0 3 3 0 2004 20-17 2 1 1 3 0 2005 25-25 4 0 6 6 0 Total 90-70 13 1 11 13 0 | Maikke Seuren Year GP-GS Sh G A P GW 2006 4-0 2 0 0 0 0 Total 4-0 2 0 0 0 0 | Marlo Sweatman Year GP-GS Sh G A P GW 2013 6-0 1 0 0 0 0 Total 6-0 1 0 0 0 0 | India Trotter Year GP-GS Sh G A P GW 2003 26-25 40 2 6 10 0 2004 20-19 29 1 0 2 1 2005 25-25 59 13 9 35 4 2006 26-26 66 8 3 19 3 Total 97-95 194 24 18 66 8 | Yujie Zhao Year GP-GS Sh G A P GW 2018 26-26 52 7 5 19 4 2019 24-24 62 5 6 16 2 2020 16-1 25 3 5 11 1 2021 25-6 42 5 9 19 0 Total 91-54 66 20 25 65 7 | Kelly McGrath Year GP-GS Sh G A P GW 1995 18-11 14 5 2 12 1 Total 18-11 14 5 2 12 1 | Julia Phillips Year GP-GS Sh G A P GW 2016 2-0 0 0 0 0 0 Total 2-0 0 0 0 0 0 | Kelly Robinson Year GP-GS Sh G A P GW 1999 9-0 2 1 1 3 1 Total 9-0 2 1 1 3 1 | Jenni Sharpe Year GP-GS Sh G A P GW 1995 14-5 2 0 0 0 0 Total 14-5 2 0 0 0 0 | Colette Swensen Year GP-GS Sh G A P GW 2003 6-0 2 0 1 1 0 2004 3-1 0 0 0 0 0 2005 17-0 7 1 1 3 0 2006 10-2 8 0 1 1 0 Total 36-3 17 1 3 5 0 | Onnie Trusty Year GP-GS Sh G A P GW 2006 14-7 8 1 1 3 1 Total 14-7 8 1 1 3 1 | Kirsten van de Ven Year GP-GS Sh G A P GW 2005 18-17 29 5 3 13 1 2006 24-19 32 1 3 5 0 2007 26-26 49 7 4 18 0 Total 68-62 120 13 10 36 1 | Brooke Bollinger Year GP-GS W-L-T GAA Sv GA Sho 2018 20-20 13-4-0 0.45 38 9 12 2019 4-3 3-0-0 0.00 5 0 3 2020 1-0 0-0-0 0.00 0 0 0 Total 25-23 16-4-0 0.37 43 9 15 | Rachel Lim Year GP-GS Sh G A P GW 2007 23-0 11 4 3 11 1 2008 23-10 31 3 6 12 0 2009 24-21 36 5 2 12 2 2010 19-15 12 3 4 10 2 Total 89-46 90 15 15 45 5 | Kelly McFarland Year GP-GS Sh G A P GW 2016 20-13 27 5 3 13 2 2018 27-28 22 6 1 13 2 2019 24-18 35 9 1 19 3 2020 15-15 13 1 3 5 1 Total 84-71 97 21 8 50 8 | Julia Phillips Year GP-GS Sh G A P GW 2016 2-0 0 0 0 0 0 Total 2-0 0 0 0 0 0 | Kelly Robinson Year GP-GS Sh G A P GW 1999 9-0 2 1 1 3 1 Total 9-0 2 1 1 3 1 | Jenni Sharpe Year GP-GS Sh G A P GW 1995 14-5 2 0 0 0 0 Total 14-5 2 0 0 0 0 | Colette Swensen Year GP-GS Sh G A P GW 2003 6-0 2 0 1 1 0 2004 3-1 0 0 0 0 0 2005 17-0 7 1 1 3 0 2006 10-2 8 0 1 1 0 Total 36-3 17 1 3 5 0 | Onnie Trusty Year GP-GS Sh G A P GW 2006 14-7 8 1 1 3 1 Total 14-7 8 1 1 3 1 | Kirsten van de Ven Year GP-GS Sh G A P GW 2005 18-17 29 5 3 13 1 2006 24-19 32 1 3 5 0 2007 26-26 49 7 4 18 0 Total 68-62 120 13 10 36 1 | Brooke Bollinger Year GP-GS W-L-T GAA Sv GA Sho 2018 20-20 13-4-0 0.45 38 9 12 2019 4-3 3-0-0 0.00 5 0 3 2020 1-0 0-0-0 0.00 0 0 0 Total 25-23 16-4-0 0.37 43 9 15 | Yulie Lopez Year GP-GS Sh G A P GW 2013 15-3 7 0 2 2 0 Total 15-3 7 0 2 2 0 | Gianna Mitchell Year GP-GS Sh G A P GW 2020 5-0 3 0 0 0 0 2021 17-0 11 5 1 11 0 Total 22-0 14 5 1 11 0 | Kelley Poole Year GP-GS Sh G A P GW 1996 20-20 56 14 1 29 6 Total 20-20 56 14 1 29 6 | Kelly Rowland Year GP-GS Sh G A P GW 2003 26-26 31 6 4 16 2 2004 20-20 39 3 7 13 1 2005 24-24 15 3 4 10 1 2006 25-25 69 5 4 14 4 Total 95-95 154 17 19 53 8 | Casey Short Year GP-GS Sh G A P GW 2008 23-18 39 2 6 10 0 2009 13-7 14 0 5 5 0 2010 22-22 38 5 3 13 1 2012 23-23 16 0 4 4 0 Total 81-70 107 7 18 32 1 | Jordan Sims Year GP-GS Sh G A P GW 1998 8-0 3 0 0 0 0 Total 8-0 3 0 0 0 0 | Sage Sizemore Year GP-GS Sh G A P GW 2004 10-0 0 0 1 0 0 2005 2-0 0 0 0 0 0 2006 2-0 0 0 0 0 0 Total 14-0 0 0 1 0 0 | Shannon Smith Year GP-GS Sh G A P GW 1995 19-18 0 0 0 0 0 Total 19-18 0 0 0 0 0 | Annie Stalzer Year GP-GS Sh G A P GW 2006 11-0 5 1 0 2 0 2007 18-0 19 2 4 8 0 2008 6-0 5 0 1 1 0 Total 35-0 29 3 5 11 0 | Ella Stephan Year GP-GS Sh G A P GW 2008 21-21 3 0 0 0 0 2009 16-14 9 3 1 7 1 2010 20-18 6 1 1 3 0 2011 20-15 13 0 1 1 0 Total 77-88 31 4 3 11 1 | Shannon Stoutamire Year GP-GS Sh G A P GW 1995 5-0 0 0 0 0 0 Total 5-0 0 0 0 0 0 | Jacki Stradtman Year GP-GS Sh G A P GW 1995 16-5 11 1 2 4 0 Total 16-5 11 1 2 4 0 | Ceci Shell Year GP-GS Sh G A P GW 2005 8-0 7 1 1 3 0 Total 8-0 7 1 1 3 0 | Kelly Rowland Year GP-GS Sh G A P GW 2003 26-26 31 6 4 16 2 2004 20-20 39 3 7 13 1 2005 24-24 15 3 4 10 1 2006 25-25 69 5 4 14 4 Total 95-95 154 17 19 53 8 | Melissa Samokishyn Year GP-GS Sh G A P GW 2004 17-17 4 0 3 3 0 2005 23-9 6 0 2 2 0 2006 6-0 0 0 0 0 0 Total 46-24 10 0 5 5 0 | Kacy Scarpa Year GP-GS Sh G A P GW 2013 11-0 1 0 0 0 0 2014 11-0 2 1 2 4 0 Total 22-0 3 1 2 4 0 | Isabella Schmid Year GP-GS Sh G A P GW 2012 19-19 25 1 1 3 1 2013 18-15 14 2 2 6 2 2014 26-22 32 2 6 10 1 2015 20-19 40 5 5 15 1 Total 83-75 111 10 14 34 4 | Katrin Schmidt Year GP-GS Sh G A P GW 2005 24-24 11 1 3 5 0 2006 26-26 34 5 3 13 1 2007 27-27 36 1 10 12 1 2008 23-23 19 2 2 6 0 Total 100-100 100 9 18 36 2 | Julia Schnugg Year GP-GS Sh G A P GW 2003 26-25 53 6 10 22 2 2004 20-19 53 7 3 17 3 Total 46-44 106 13 13 39 5 | Cindy Schofield Year GP-GS Sh G A P GW 1999 18-1 19 3 1 7 1 2000 24-19 44 5 7 17 0 2001 24-18 69 17 8 42 6 2002 23-23 75 15 6 36 4 Total 79-61 207 40 22 102 11 | Casey Short Year GP-GS Sh G A P GW 2008 23-18 39 2 6 10 0 2009 13-7 14 0 5 5 0 2010 22-22 38 5 3 13 1 2012 23-23 16 0 4 4 0 Total 81-70 107 7 18 32 1 | Jordan Sims Year GP-GS Sh G A P GW 1998 8-0 3 0 0 0 0 Total 8-0 3 0 0 0 0 | Sage Sizemore Year GP-GS Sh G A P GW 2004 10-0 0 0 1 0 0 2005 2-0 0 0 0 0 0 2006 2-0 0 0 0 0 0 Total 14-0 0 0 1 0 0 | Shannon Smith Year GP-GS Sh G A P GW 1995 19-18 0 0 0 0 0 Total 19-18 0 0 0 0 0 | Annie Stalzer Year GP-GS Sh G A P GW 2006 11-0 5 1 0 2 0 2007 18-0 19 2 4 8 0 2008 6-0 5 0 1 1 0 Total 35-0 29 3 5 11 0 | Ella Stephan Year GP-GS Sh G A P GW 2008 21-21 3 0 0 0 0 2009 16-14 9 3 1 7 1 2010 20-18 6 1 1 3 0 2011 20-15 13 0 1 1 0 Total 77-88 31 4 3 11 1 | Shannon Stoutamire Year GP-GS Sh G A P GW 1995 5-0 0 0 0 0 0 Total 5-0 0 0 0 0 0 | Jacki Stradtman Year GP-GS Sh G A P GW 1995 16-5 11 1 2 4 0 Total 16-5 11 1 2 4 0 | Casey Short Year GP-GS Sh G A P GW 2008 23-18 39 2 6 10 0 2009 13-7 14 0 5 5 0 2010 22-22 38 5 3 13 1 2012 23-23 16 0 4 4 0 Total 81-70 107 7 18 32 1 | Jordan Sims Year GP-GS Sh G A P GW 1998 8-0 3 0 0 0 0 Total 8-0 3 0 0 0 0 | Sage Sizemore Year GP-GS Sh G A P GW 2004 10-0 0 0 1 0 0 2005 2-0 0 0 0 0 0 2006 2-0 0 0 0 0 0 Total 14-0 0 0 1 0 0 | Shannon Smith Year GP-GS Sh G A P GW 1995 19-18 0 0 0 0 0 Total 19-18 0 0 0 0 0 | Annie Stalzer Year GP-GS Sh G A P GW 2006 11-0 5 1 0 2 0 2007 18-0 19 2 4 8 0 2008 6-0 5 0 1 1 0 Total 35-0 29 3 5 11 0 | Ella Stephan Year GP-GS Sh G A P GW 2008 21-21 3 0 0 0 0 2009 16-14 9 3 1 7 1 2010 20-18 6 1 1 3 0 2011 20-15 13 0 1 1 0 Total 77-88 31 4 3 11 1 | Shannon Stoutamire Year GP-GS Sh G A P GW 1995 5-0 0 0 0 0 0 Total 5-0 0 0 0 0 0 | Jacki Stradtman Year GP-GS Sh G A P GW 1995 16-5 11 1 2 4 0 Total 16-5 11 1 2 4 0 | Emily Madril Year GP-GS Sh G A P GW 2017 21-20 7 1 4 6 0 2020 16-16 7 2 0 4 0 2021 25-25 12 3 3 9 0 Total 62-61 26 6 7 19 0 | April Murphy Year GP-GS Sh G A P GW 1997 20-13 26 3 6 6 0 1998 21-4 28 4 2 10 1 1999 20-19 28 6 7 19 1 2000 24-6 20 2 2 6 2 Total 85-42 102 14 11 41 3 | Jessica Price Year GP-GS Sh G A P GW 2008 22-6 32 3 6 12 1 2009 25-24 59 16 10 42 8 2011 24-12 22 4 9 17 2 2012 24-24 21 2 10 14 0 Total 95-66 134 25 35 85 11 | Isabella Schmid Year GP-GS Sh G A P GW 2012 19-19 25 1 1 3 1 2013 18-15 14 2 2 6 2 2014 26-22 32 2 6 10 1 2015 20-19 40 5 5 15 1 Total 83-75 111 10 14 34 4 | Katrin Schmidt Year GP-GS Sh G A P GW 2005 24-24 11 1 3 5 0 2006 26-26 34 5 3 13 1 2007 27-27 36 1 10 12 1 2008 23-23 19 2 2 6 0 Total 100-100 100 9 18 36 2 | Julia Schnugg Year GP-GS Sh G A P GW 2003 26-25 53 6 10 22 2 2004 20-19 53 7 3 17 3 Total 46-44 106 13 13 39 5 | Cindy Schofield Year GP-GS Sh G A P GW 1999 18-1 19 3 1 7 1 2000 24-19 44 5 7 17 0 2001 24-18 69 17 8 42 6 2002 23-23 75 15 6 36 4 Total 79-61 207 40 22 102 11 | Armani Rice Year GP-GS Sh G A P GW 2004 16-1 5 0 0 0 0 Total 16-1 5 0 0 0 0 | Anna McClung Year GP-GS Sh G A P GW 2013 25-1 20 2 0 4 1 Total 25-1 20 2 0 4 1 | Alexandra Osorio Year GP-GS Sh G A P GW 1995 19-19 31 6 3 15 1 1996 20-20 31 3 3 9 1 1997 17-12 23 3 6 12 1 1998 21-20 23 4 4 12 1 Total 77-71 108 16 16 48 4 | Caroline Jeffers Year GP-GS W-L-T GAA Sv GA Sho 2018 9-7 7-0-1 0.52 12 4 5 2019 21-21 14-6-0 1.25 50 27 7 Total 30-28 21-6-1 1.06 62 31 12.0 | Melissa Juhl Year GP-GS W-L-T GAA Sv GA Sho 1995 15-15 4-11-1 3.06 155 43 1.0 1996 20-20 12-7-1 1.68 76 32 7.5 1997 20-20 8-12-0 2.58 62 44 4.0 1998 2-1 1-0-0 0.67 4 1 0.5 Total 57-56 25-30-2 2.10 297 120 13.0 | Amanda Kopale Year GP-GS W-L-T GAA Sv GA Sho 2016 2-0 0-0-0 0.00 0 0 0.0 Total 2-0 0-0-0 0.00 0 0 0.0 | Joy McKenzie Year GP-GS W-L-T GAA Sv GA Sho 2001 2-0 0-0-0 0.00 2 0 0.0 2002 4-0 0-1-0 2.94 4 4 0.0 2003 23-22 15-6-1 0.92 78 21 7.0 2004 20-19 11-5-3 1.09 68 21 6.0 Total 48-41 26-12-4 1.10 152 46 13.0 |
|--|---|--|--|---|---|---|--|---|--|--|---|--|--|--|---|--|--|--|---|--|--|--|---|---|--|--|--|---|--|--|--|---|---|--|--|--|---|---|---|---|---|--|---|--|--|--|--|--|---|---|--|--|---|---|---|---|---|--|---|--|---|---|---|---|---|--|---|---|---|---|--|---|---|--|---|--|--|---|--|---|---|

ALL-TIME CAREER PLAYER STATS

| Erin McNulty | | | | | | |
|---------------------|-------|---------|------|-----|----|------|
| Year | GP-GS | W-L-T | GAA | Sv | GA | Sho |
| 2007 | 27-27 | 18-6-3 | 0.94 | 84 | 24 | 8.0 |
| 2009 | 25-25 | 18-5-1 | 0.88 | 58 | 21 | 5.0 |
| Total | 52-52 | 36-11-4 | 0.91 | 142 | 45 | 13.0 |

| Cassie Miller | | | | | | |
|----------------------|-------|----------|------|-----|----|-----|
| Year | GP-GS | W-L-T | GAA | Sv | GA | Sho |
| 2014 | 26-26 | 24-1-1 | 0.34 | 44 | 9 | 19 |
| 2015 | 25-25 | 18-3-4 | 0.61 | 48 | 15 | 8 |
| 2016 | 22-22 | 14-4-4 | 0.40 | 58 | 9 | 13 |
| 2017 | 21-21 | 13-7-1 | 0.99 | 62 | 21 | 8 |
| Total | 94-94 | 69-15-10 | 0.57 | 212 | 54 | 48 |

| Kate Milstead | | | | | | |
|----------------------|-------|--------|------|----|----|------|
| Year | GP-GS | W-L-T | GAA | Sv | GA | Sho |
| 2007 | 7-0 | 0-0-0 | 0.87 | 4 | 2 | 0.0 |
| 2008 | 23-23 | 17-3-3 | 0.68 | 74 | 15 | 10.0 |
| Total | 30-23 | 17-3-3 | 0.70 | 78 | 17 | 10.0 |

| All Mims | | | | | | |
|-----------------|-------|---------|------|-----|----|------|
| Year | GP-GS | W-L-T | GAA | Sv | GA | Sho |
| 2001 | 18-10 | 8-5-1 | 1.59 | 62 | 22 | 1.0 |
| 2004 | 3-1 | 1-0-0 | 0.00 | 5 | 0 | 0.0 |
| 2005 | 24-24 | 19-4-1 | 0.90 | 79 | 22 | 8.0 |
| 2006 | 26-26 | 18-4-4 | 0.65 | 89 | 17 | 11.0 |
| Total | 71-61 | 46-13-6 | 0.92 | 235 | 61 | 20.0 |

| Minna Pyykko | | | | | | |
|---------------------|-------|-------|------|----|----|-----|
| Year | GP-GS | W-L-T | GAA | Sv | GA | Sho |
| 2005 | 3-1 | 1-0-0 | 0.00 | 1 | 0 | 1.0 |
| Total | 3-1 | 1-0-0 | 0.00 | 1 | 0 | 1.0 |

| Jenni Roberts | | | | | | |
|----------------------|-------|-------|------|----|----|-----|
| Year | GP-GS | W-L-T | GAA | Sv | GA | Sho |
| 1995 | 9-3 | 0-3-0 | 3.42 | 42 | 18 | 0.0 |
| Total | 9-3 | 0-3-0 | 3.42 | 42 | 18 | 0.0 |

| Becky Thompson | | | | | | |
|-----------------------|-------|-------|------|----|----|-----|
| Year | GP-GS | W-L-T | GAA | Sv | GA | Sho |
| 2006 | 2-0 | 0-0-0 | 0.00 | 0 | 0 | 0.0 |
| Total | 2-0 | 0-0-0 | 0.00 | 0 | 0 | 0.0 |

| Jessica Vaccaro | | | | | | |
|------------------------|-------|-------|------|----|----|-----|
| Year | GP-GS | W-L-T | GAA | Sv | GA | Sho |
| 2005 | 1-0 | 0-0-0 | 0.00 | 0 | 0 | 0.0 |
| Total | 1-0 | 0-0-0 | 0.00 | 0 | 0 | 0.0 |


| Taylor Vancil | | | | | | |
|----------------------|-------|-------|------|----|----|-----|
| Year | GP-GS | W-L-T | GAA | Sv | GA | Sho |
| 2011 | 7-3 | 2-1-0 | 1.33 | 15 | 6 | 2.0 |
| 2012 | 7-1 | 1-0-0 | 0.00 | 4 | 0 | 1.0 |
| Total | 14-4 | 3-1-0 | 0.83 | 19 | 6 | 3.0 |

| Madison Winter | | | | | | |
|-----------------------|-------|-------|------|----|----|-----|
| Year | GP-GS | W-L-T | GAA | Sv | GA | Sho |
| 2010 | 3-1 | 0-1-0 | 2.48 | 1 | 3 | 0.0 |
| Total | 3-1 | 0-1-0 | 2.48 | 1 | 3 | 0.0 |

| Kelsey Wys | | | | | | |
|-------------------|-------|---------|------|-----|----|------|
| Year | GP-GS | W-L-T | GAA | Sv | GA | Sho |
| 2010 | 22-22 | 16-5-1 | 0.76 | 91 | 17 | 12.0 |
| 2011 | 23-23 | 16-6-1 | 1.01 | 61 | 22 | 8.0 |
| 2012 | 23-23 | 19-4-0 | 0.70 | 73 | 15 | 10.0 |
| 2013 | 28-28 | 23-2-3 | 0.55 | 72 | 16 | 15.0 |
| Total | 96-96 | 74-17-5 | 0.74 | 297 | 70 | 45.0 |

| Kerry York | | | | | | |
|-------------------|-------|---------|------|-----|----|-----|
| Year | GP-GS | W-L-T | GAA | Sv | GA | Sho |
| 2001 | 14-14 | 7-3-0 | 1.67 | 54 | 18 | 4.0 |
| 2002 | 23-23 | 13-6-3 | 1.46 | 98 | 33 | 4.0 |
| 2003 | 6-4 | 2-2-0 | 1.79 | 12 | 7 | 0.0 |
| Total | 43-41 | 22-11-3 | 1.50 | 164 | 58 | 8.0 |

1995 (4-14-1, 0-7)
H 2-3 • A 0-8-1 • N 2-3
HEAD COACH HEATHER KERBY-NELSON




| RANKS | | DATE | FSU | OPP | W/L/T | FSU | OPP | SITE |
|-------|--|-------|-----|------------------|---------|-----|-----|------|
| | | 09/02 | - | Florida | L | 0 | 4 | A |
| | | 09/07 | - | West Florida | W | 5 | 1 | H |
| | | 09/10 | - | Maryland | L | 1 | 5 | H |
| | | 09/13 | - | Jacksonville | W | 11 | 0 | H |
| | | 09/16 | - | Memphis | W | 3 | 1 | N |
| | | 09/17 | - | LSU | T (2ot) | 1 | 1 | A |
| | | 09/24 | - | Duke | L | 0 | 2 | H |
| | | 09/25 | - | Georgia Southern | L | 1 | 2 | H |
| | | 09/29 | - | Clemson | L | 0 | 6 | A |
| | | 09/30 | - | Marquette | L | 0 | 1 | N |
| | | 10/07 | - | Iowa State | W | 4 | 1 | N |
| | | 10/08 | - | Nebraska | L | 0 | 6 | A |
| | | 10/13 | - | Virginia | L | 0 | 6 | A |
| | | 10/20 | - | North Carolina | L (2ot) | 1 | 3 | A |
| | | 10/23 | - | NC State | L | 0 | 3 | A |
| | | 10/27 | - | Georgia | L | 4 | 5 | A |
| | | 10/29 | - | Auburn | L | 0 | 1 | N |
| | | 10/30 | - | Wake Forest | L | 1 | 4 | A |
| | | 11/02 | - | North Carolina* | L | 0 | 9 | N |

BOLD = ACC Regular Season Opponent; *ACC Tournament, College Park, MD

| | | | |
|------------------------|--------|------------|------------|
| TEAM STATISTICS | | FSU | OPP |
| SHOT STATISTICS | | | |
| Goals-Shot attempts | 32-165 | | 61-451 |
| Shot pct. | 19.4 | | 13.5 |
| Goals/Game | 1.7 | | 3.2 |
| Shots/Game | 8.7 | | 23.7 |
| Assists | 17 | | 43 |
| GOAL BREAKDOWN | | | |
| Total Goals | 32 | | 61 |
| Penalty | 0 | | 2 |
| Unassisted | 13 | | 23 |
| Overtime | 0 | | 2 |
| CORNER KICKS | | 61 | 102 |
| PENALTIES | | | |
| Fouls | 194 | | 204 |
| Yellow Cards | 14 | | 8 |
| Red Cards | 0 | | 0 |

1996 (12-7-1, 2-5)
H 6-4 • A 6-2 • N 0-1-1
HEAD COACH HEATHER KERBY-NELSON



| RANKS | | DATE | FSU | OPP | W/L/T | FSU | OPP | SITE |
|-------|----|-------|-----|--------------------|---------|-----|-----|------|
| | | 08/31 | - | West Florida | W | 4 | 1 | A |
| | | 09/06 | - | Appalachian State | W | 4 | 0 | H |
| | 6 | 09/08 | - | Virginia | L | 1 | 3 | H |
| | | 09/13 | - | South Alabama | W | 3 | 0 | A |
| | | 09/15 | - | Jacksonville | W | 11 | 0 | A |
| | | 09/17 | - | North Florida | W | 4 | 1 | A |
| | | 09/20 | - | East Carolina | W | 1 | 0 | A |
| | 15 | 09/22 | - | Duke | L | 0 | 3 | A |
| | 1 | 09/26 | - | North Carolina | L | 0 | 9 | H |
| | | 09/29 | - | Furman | W | 4 | 0 | H |
| | | 10/01 | - | Tennessee | W | 5 | 0 | H |
| | | 10/04 | - | Mississippi | T (2ot) | 2 | 2 | N |
| | | 10/05 | - | Georgia State | W | 2 | 1 | A |
| | 4 | 10/13 | - | Maryland | L (2ot) | 0 | 2 | A |
| | | 10/18 | - | Jacksonville State | W | 4 | 0 | H |
| | 10 | 10/20 | - | Clemson | W | 1 | 0 | H |
| | 9 | 10/23 | - | Florida | L | 0 | 3 | H |
| | 18 | 10/27 | - | NC State | W | 4 | 2 | H |
| | | 11/03 | - | Wake Forest | L | 0 | 1 | H |
| | 2 | 11/07 | - | North Carolina* | L | 1 | 7 | N |

BOLD = ACC Regular Season Opponent; *ACC Tournament, Clemson, SC


| | | | |
|------------------------|--------|------------|------------|
| TEAM STATISTICS | | FSU | OPP |
| SHOT STATISTICS | | | |
| Goals-Shot attempts | 51-292 | | 35-201 |
| Shot pct. | 21.9 | | 17.4 |
| Goals/Game | 2.6 | | 1.8 |
| Shots/Game | 14.6 | | 10.1 |
| Assists | 27 | | 19 |
| GOAL BREAKDOWN | | | |
| Total Goals | 51 | | 35 |
| Penalty | 2 | | 0 |
| Unassisted | 22 | | 19 |
| Overtime | 0 | | 2 |
| CORNER KICKS | | 69 | 76 |
| PENALTIES | | | |
| Fouls | 250 | | 225 |
| Yellow Cards | 10 | | 4 |
| Red Cards | 1 | | 2 |

SEASON RECAPS

1997 (8-12-0, 0-7)

H 4-2 • A 4-9 • N 0-1

HEAD COACH HEATHER KERBY-NELSON



| DATE | RANKS FSU | OPP | W/L/T | FSU | OPP | SITE |
|-------|-----------|--------------------|--------|-----|-----|------|
| 08/29 | 20 | Wake Forest | L | 1 | 2 | A |
| 08/31 | - | Appalachian State | W | 2 | 0 | A |
| 09/05 | - | Wofford | W | 5 | 1 | H |
| 09/07 | 1 | North Carolina | L | 0 | 9 | A |
| 09/11 | - | South Alabama | W | 2 | 1 | H |
| 09/14 | - | NC State | L | 1 | 4 | A |
| 09/21 | 14 | Maryland | L | 0 | 4 | H |
| 09/26 | 14 | Clemson | L | 1 | 2 | A |
| 09/28 | - | Furman | L | 1 | 2 | A |
| 10/03 | - | UNC Greensboro | L | 2 | 3 | A |
| 10/05 | - | Elon College | W | 3 | 0 | A |
| 10/10 | - | Stetson | W | 3 | 0 | H |
| 10/12 | - | LSU | W | 3 | 0 | H |
| 10/15 | 14 | Florida | L | 0 | 6 | A |
| 10/18 | 5 | Virginia | L | 1 | 2 | A |
| 10/22 | - | South Florida | W | 1 | 0 | A |
| 10/26 | 4 | Duke | L (ot) | 2 | 3 | H |
| 10/31 | - | Alabama-Birmingham | W | 1 | 0 | A |
| 11/02 | - | Tennessee | L | 1 | 4 | A |
| 11/06 | 1 | North Carolina* | L | 0 | 5 | N |

BOLD = ACC Regular Season Opponent; *ACC Tournament, Winston-Salem, NC

TEAM STATISTICS

| SHOT STATISTICS | FSU | OPP |
|---------------------|--------|--------|
| Goals-Shot attempts | 30-219 | 48-259 |
| Shot pct. | .137 | .185 |
| Goals/Game | 1.5 | 2.4 |
| Shots/Game | 11.0 | 13.0 |
| Assists | 23 | 44 |

GOAL BREAKDOWN

| | | |
|-------------|----|----|
| Total Goals | 30 | 48 |
| Penalty | 1 | 3 |
| Unassisted | 9 | 11 |
| Overtime | 0 | 1 |

CORNER KICKS

| | | |
|--------------|----|----|
| CORNER KICKS | 85 | 92 |
|--------------|----|----|


PENALTIES

| | | |
|--------------|-----|-----|
| Fouls | 178 | 241 |
| Yellow Cards | 10 | 9 |
| Red Cards | 0 | 0 |

1998 (7-11-3, 1-5-1)

H 3-6-2 • A 3-4-1 • N 1-1

HEAD COACH HEATHER KERBY-NELSON



| DATE | RANKS FSU | OPP | W/L/T | FSU | OPP | SITE |
|-------|-----------|-----------------------|---------|-----|-----|------|
| 09/01 | - | Furman | W | 4 | 2 | H |
| 09/05 | - | Syracuse | W | 3 | 2 | N |
| 09/07 | - | Georgia | L | 0 | 2 | A |
| 09/11 | 6 | Virginia | L (ot) | 3 | 4 | H |
| 09/14 | - | Mercer | W | 4 | 3 | A |
| 09/18 | - | Wake Forest | L | 1 | 3 | H |
| 09/20 | 1 | North Carolina | L | 0 | 7 | H |
| 09/23 | - | Central Florida | L | 0 | 1 | A |
| 09/27 | 12 | Clemson | L | 0 | 2 | H |
| 09/28 | - | Georgia State | T (2ot) | 1 | 1 | H |
| 10/02 | - | Miami | L | 2 | 4 | A |
| 10/06 | - | Florida International | W (2ot) | 1 | 0 | H |
| 10/09 | - | South Florida | T (2ot) | 1 | 1 | H |
| 10/10 | - | Jacksonville | L | 1 | 2 | H |
| 10/13 | 5 | Florida | L | 0 | 2 | H |
| 10/15 | - | Stetson | W | 4 | 0 | A |
| 10/18 | 15 | Maryland | W (ot) | 3 | 2 | A |
| 10/23 | - | Duke | T (2ot) | 0 | 0 | A |
| 10/25 | - | NC State | L | 1 | 2 | A |
| 11/01 | - | Auburn | W | 6 | 1 | H |
| 11/05 | 13 | Virginia* | L | 0 | 2 | N |

BOLD = ACC Regular Season Opponent; *ACC Tournament, Orlando, FL

TEAM STATISTICS

| SHOT STATISTICS | FSU | OPP |
|---------------------|--------|--------|
| Goals-Shot attempts | 35-273 | 43-226 |
| Shot pct. | .128 | .190 |
| Goals/Game | 1.7 | 2.0 |
| Shots/Game | 13.0 | 10.8 |
| Assists | 23 | 32 |

GOAL BREAKDOWN

| | | |
|-------------|----|----|
| Total Goals | 35 | 43 |
| Penalty | 1 | 1 |
| Unassisted | 11 | 20 |
| Overtime | 2 | 1 |

CORNER KICKS

| | | |
|--------------|-----|----|
| CORNER KICKS | 129 | 98 |
|--------------|-----|----|

PENALTIES

| | | |
|--------------|-----|-----|
| Fouls | 323 | 232 |
| Yellow Cards | 10 | 6 |
| Red Cards | 0 | 0 |

SEASON RECAPS

1999 (9-10-1, 0-6-1)

H 4-3-1 • A 5-6 • N 0-1

HEAD COACH PATRICK BAKER



| DATE | RANKS FSU | OPP | W/L/T | FSU | OPP | SITE |
|-------|-----------|-----------------------|---------|-----|-----|------|
| 08/27 | 4 | Florida | L | 1 | 5 | A |
| 08/29 | - | Miami | L | 0 | 3 | H |
| 09/03 | - | Mercer | W | 4 | 1 | H |
| 09/07 | - | South Florida | W | 1 | 0 | A |
| 09/09 | - | Stetson | W | 4 | 0 | A |
| 09/11 | - | Florida International | W | 3 | 0 | A |
| 09/17 | 2 | North Carolina | L | 0 | 9 | A |
| 09/19 | - | Wake Forest | L | 1 | 2 | A |
| 09/24 | - | Clemson | L | 0 | 4 | A |
| 10/01 | - | Georgia | W | 2 | 0 | H |
| 10/03 | - | South Alabama | W | 5 | 1 | H |
| 10/06 | - | Jacksonville | W | 4 | 1 | A |
| 10/10 | - | Wright State | W | 3 | 0 | H |
| 10/15 | 8 | Virginia | L | 0 | 1 | A |
| 10/17 | 21 | Texas A&M | L | 1 | 2 | A |
| 10/22 | - | NC State | T (2ot) | 2 | 2 | H |
| 10/24 | 21 | Duke | L | 1 | 3 | H |
| 10/28 | - | Auburn | W | 4 | 0 | A |
| 10/31 | - | Maryland | L | 0 | 1 | H |
| 11/04 | 3 | North Carolina* | L | 0 | 4 | N |

BOLD = ACC Regular Season Opponent; *ACC Tournament, Chapel Hill, NC

TEAM STATISTICS

| SHOT STATISTICS | FSU | OPP |
|---------------------|--------|--------|
| Goals-Shot attempts | 36-254 | 39-264 |
| Shot pct. | .142 | .148 |
| Goals/Game | 1.8 | 1.9 |
| Shots/Game | 12.7 | 13.2 |
| Assists | 28 | 35 |

GOAL BREAKDOWN

| | | |
|-------------|----|----|
| Total Goals | 36 | 39 |
| Penalty | 1 | 1 |
| Unassisted | 7 | 7 |
| Overtime | 0 | 0 |

CORNER KICKS

| | | |
|--------------|----|----|
| CORNER KICKS | 99 | 89 |
|--------------|----|----|

PENALTIES

| | | |
|--------------|-----|-----|
| Fouls | 204 | 179 |
| Yellow Cards | 9 | 7 |
| Red Cards | 0 | 0 |

2000 (14-8-2, 2-4-1)

H 9-2 • A 5-4-1 • N 0-2-1

HEAD COACH PATRICK BAKER

FINAL RANKING: NSCAA-14; SB-12



| DATE | RANKS FSU | OPP | W/L/T | FSU | OPP | SITE |
|-------|-----------|-----------------------|---------|-----|-----|------|
| 08/25 | 10 | Florida | W | 3 | 2 | H |
| 08/27 | - | South Florida | W (2ot) | 2 | 1 | H |
| 08/30 | - | Jacksonville | W | 3 | 0 | H |
| 09/01 | - | Missouri | L | 1 | 2 | A |
| 09/03 | - | Ohio State | L | 1 | 2 | N |
| 09/08 | 7 | Texas A&M | W | 4 | 1 | H |
| 09/10 | 5 | Clemson | L | 2 | 3 | H |
| 09/13 | 21 | South Alabama | W | 2 | 0 | A |
| 09/17 | 21 | Duke | L | 2 | 3 | A |
| 09/22 | 18 | UCF | W | 3 | 1 | H |
| 09/24 | 18 | Florida International | W | 4 | 1 | H |
| 09/29 | 21 | Oregon State | W | 2 | 1 | N |
| 10/01 | 21 | Oregon | W | 1 | 0 | A |
| 10/05 | 22 | Wake Forest | W | 2 | 0 | H |
| 10/14 | 19 | NC State | T (2ot) | 0 | 0 | A |
| 10/17 | 23 | North Carolina | W (2ot) | 3 | 2 | H |
| 10/20 | 23 | Maryland | L | 0 | 2 | A |
| 10/25 | 17 | Miami | W | 3 | 1 | A |
| 10/28 | 17 | Virginia | L | 0 | 1 | H |
| 11/02 | 16 | Wake Forest* | T (2ot) | 1 | 1 | N |

(advanced on pks, 5-4)
11/03 16 6 North Carolina* L 0 3 N
11/08 20 - Jacksonville# W 4 1 H
11/12 20 11 Florida@ W 2 1 A
11/17 20 5 Clemson* L 0 2 A

BOLD = ACC Regular Season Opponent; *ACC Tournament, Durham, NC; #NCAA Tournament, Tallahassee, FL; @NCAA Tournament, Gainesville, FL; *NCAA Tournament, Clemson, SC

TEAM STATISTICS

| SHOT STATISTICS | FSU | OPP |
|------------------------|---------|---------|
| Goals-Shot attempts | 45-336 | 31-345 |
| Goals scored average | 1.78 | 1.23 |
| Shot pct. | .134 | .090 |
| Shots on goal-attempts | 176-336 | 151-345 |
| SOG pct. | .524 | .438 |
| Goals/Game | 1.9 | 1.3 |
| Shots/Game | 14.0 | 14.4 |
| Assists | 49 | 24 |

GOAL BREAKDOWN

| | | |
|-------------|----|----|
| Total Goals | 45 | 31 |
| Penalty | 2 | 0 |
| Unassisted | 10 | 8 |
| Overtime | 2 | 0 |

CORNER KICKS

| | | |
|--------------|-----|----|
| CORNER KICKS | 123 | 91 |
|--------------|-----|----|

PENALTY KICKS

| | | |
|---------------|-----|-----|
| PENALTY KICKS | 2-5 | 0-0 |
|---------------|-----|-----|

OFFSIDES

| | | |
|----------|----|----|
| OFFSIDES | 57 | 17 |
|----------|----|----|


PENALTIES

| | | |
|--------------|-----|-----|
| Fouls | 254 | 256 |
| Yellow Cards | 7 | 8 |
| Red Cards | 0 | 0 |

SEASON RECAPS

SEASON RECAPS

2001 (15-8-1, 4-3)
H 8-0 • A 5-5-0 • N 2-3-1
HEAD COACH PATRICK BAKER
FINAL RANKING: NSCAA-20; SB-17; ST-18; SA-18



| DATE | RANKS | FSU | OPP | W/L/T | FSU | OPP | SITE |
|-------|-------|-----|-----------------------|---------|-----|-----|------|
| 08/31 | 16 | - | George Mason | W | 3 | 2 | H |
| 09/02 | 16 | - | Loyola College | W | 2 | 0 | H |
| 09/07 | 13 | 5 | Portland | L | 1 | 3 | N |
| 09/09 | 13 | 7 | Santa Clara | L | 1 | 4 | N |
| 09/17 | 9 | - | Clemson | W | 3 | 2 | A |
| 09/21 | - | - | Kansas | W | 4 | 1 | H |
| 09/23 | - | - | NC State | W (ot) | 2 | 1 | H |
| 09/26 | 12 | 20 | Florida | L | 0 | 2 | A |
| 09/30 | 12 | - | Louisville | W | 3 | 2 | H |
| 10/02 | 20 | - | South Florida | W | 1 | 0 | A |
| 10/05 | 20 | - | UCF | W | 5 | 0 | A |
| 10/07 | 20 | - | Duke | W (ot) | 3 | 2 | H |
| 10/12 | 16 | 1 | North Carolina | L | 1 | 4 | A |
| 10/16 | 19 | - | Florida International | W | 4 | 1 | A |
| 10/20 | 19 | - | Wake Forest | L | 2 | 4 | A |
| 10/25 | - | - | Miami | W | 3 | 1 | H |
| 10/28 | - | 13 | Virginia | L | 2 | 3 | A |
| 11/02 | - | - | Maryland | W | 2 | 0 | H |
| 11/04 | - | - | Jacksonville | W | 5 | 1 | A |
| 11/08 | 19 | - | Maryland* | W | 7 | 2 | N |
| 11/09 | 19 | 14 | Virginia* | T (4ot) | 0 | 0 | N |
| 11/12 | 16 | 1 | North Carolina* | L | 0 | 4 | N |
| 11/16 | 16 | - | Auburn^ | W | 1 | 0 | N |
| 11/18 | 16 | 18 | Clemson^ | L | 0 | 1 | A |

(advanced on pks, 3-2)

BOLD = ACC Regular Season Opponent; *ACC Tournament, Winston-Salem, NC; ^NCAA Tournament, Clemson, SC

| TEAM STATISTICS | |
|------------------------|---------|
| Goals-Shot attempts | 55-329 |
| Goals scored average | 2.20 |
| Shot pct. | .167 |
| Shots on goal-attempts | 178-329 |
| SOG pct. | .541 |
| Shots/Game | 13.7 |
| Assists | 58 |

| SHOT STATISTICS | | FSU | OPP |
|------------------------|--|---------|---------|
| Goals-Shot attempts | | 55-329 | 40-324 |
| Goals scored average | | 2.20 | 1.60 |
| Shot pct. | | .167 | .123 |
| Shots on goal-attempts | | 178-329 | 168-324 |
| SOG pct. | | .541 | .519 |
| Shots/Game | | 13.7 | 13.5 |
| Assists | | 58 | 43 |

| GOAL BREAKDOWN | |
|----------------|----|
| Total Goals | 55 |
| Penalty | 2 |
| Unassisted | 10 |
| Overtime | 0 |


| CORNER KICKS | |
|--------------|----|
| Unassisted | 10 |
| Overtime | 0 |

| PENALTY KICKS | |
|---------------|---|
| Unassisted | 2 |
| Overtime | 0 |

| OFFSIDES | |
|------------|-----|
| Unassisted | 150 |
| Overtime | 0 |

| PENALTIES | |
|--------------|-----|
| Fouls | 273 |
| Yellow Cards | 6 |
| Red Cards | 0 |

2002 (13-7-3, 3-3-1)
H 8-5-2 • A 4-1-1 • N 1-1-0
HEAD COACH PATRICK BAKER
FINAL RANKING: NSCAA-19; SB-14



| DATE | RANKS | FSU | OPP | W/L/T | FSU | OPP | SITE |
|-------|-------|-----|----------------|---------|-----|-----|------|
| 08/30 | 17 | - | Oregon State | T (2ot) | 0 | 0 | H |
| 09/01 | 17 | - | Oregon | W | 2 | 1 | H |
| 09/06 | 17 | - | Missouri | T (2ot) | 2 | 2 | H |
| 09/08 | 17 | - | LSU | L | 1 | 2 | H |
| 09/11 | - | - | Miami | W | 2 | 1 | A |
| 09/13 | - | - | Virginia Tech | W | 1 | 0 | N |
| 09/15 | - | - | Charlotte | L | 3 | 4 | N |
| 09/20 | - | - | Clemson | W (ot) | 4 | 3 | H |
| 09/22 | - | - | South Florida | W | 3 | 2 | H |
| 09/27 | 25 | - | Florida | W | 2 | 1 | H |
| 10/04 | 21 | - | UCF | W | 3 | 1 | H |
| 10/08 | 19 | 7 | Duke | T (2ot) | 1 | 1 | A |
| 10/12 | 19 | - | Wake Forest | L (2ot) | 2 | 3 | H |
| 10/15 | - | 2 | North Carolina | L | 1 | 5 | H |
| 10/18 | - | 20 | NC State | W | 5 | 1 | A |
| 10/22 | - | - | Jacksonville | W | 3 | 1 | H |
| 10/25 | - | 22 | Maryland | W | 1 | 0 | A |
| 10/27 | - | - | George Mason | W | 3 | 1 | A |
| 11/02 | 15 | - | Virginia | L | 1 | 2 | H |
| 11/07 | 19 | 16 | Maryland* | L | 2 | 4 | H |
| 11/15 | 22 | - | Ole Miss* | W | 2 | 0 | H |
| 11/17 | 22 | - | Auburn# | W | 2 | 1 | H |
| 11/24 | 22 | 7 | Connecticut@ | L | 0 | 1 | A |

BOLD = ACC Regular Season Opponent; *ACC Tournament, Tallahassee, FL; #NCAA Tournament, Tallahassee, FL; @NCAA Tournament, Storrs, CT

| TEAM STATISTICS | |
|------------------------|---------|
| Goals-Shot attempts | 46-352 |
| Goals scored average | 1.92 |
| Shot pct. | .131 |
| Shots on goal-attempts | 178-352 |
| SOG pct. | .506 |
| Shots/Game | 15.3 |
| Assists | 42 |

| SHOT STATISTICS | | FSU | OPP |
|------------------------|--|---------|---------|
| Goals-Shot attempts | | 46-352 | 37-277 |
| Goals scored average | | 1.92 | 1.55 |
| Shot pct. | | .131 | .134 |
| Shots on goal-attempts | | 178-352 | 143-277 |
| SOG pct. | | .506 | .516 |
| Shots/Game | | 15.3 | 12.0 |
| Assists | | 42 | 31 |

| GOAL BREAKDOWN | |
|----------------|----|
| Total Goals | 46 |
| Penalty | 3 |
| Unassisted | 12 |
| Overtime | 1 |

| CORNER KICKS | |
|--------------|-----|
| Unassisted | 164 |
| Overtime | 1 |


| PENALTY KICKS | |
|---------------|-----|
| Unassisted | 3-3 |
| Overtime | 0 |

| OFFSIDES | |
|------------|----|
| Unassisted | 43 |
| Overtime | 0 |

| PENALTIES | |
|--------------|-----|
| Fouls | 295 |
| Yellow Cards | 14 |
| Red Cards | 1 |

BOLD = ACC Regular Season Opponent; *ACC Tournament, Cary, NC; #NCAA Tournament, Tallahassee, FL; ^NCAA Tournament, Morgantown, WV; @NCAA Tournament, Gainesville, FL; %College Cup, Cary, NC

2003 (17-8-1, 4-2-1)
H 8-2 • A 6-4-1 • N 3-2
HEAD COACH PATRICK BAKER
FINAL RANKING: NSCAA-4; SB-5; ST-5; SA-6



| DATE | RANKS | FSU | OPP | W/L/T | FSU | OPP | SITE |
|-------|-------|-----|------------------|---------|-----|-----|------|
| 08/29 | 15 | 19 | Southern Cal | L | 1 | 2 | H |
| 08/31 | 15 | 7 | Penn State | L | 1 | 2 | H |
| 09/05 | 15 | 21 | Florida | L | 0 | 2 | A |
| 09/07 | 15 | - | Jacksonville | W | 3 | 1 | A |
| 09/12 | - | - | Kansas | L | 1 | 3 | A |
| 09/14 | - | - | San Diego State | W | 6 | 1 | N |
| 09/19 | - | - | Miami | W | 7 | 1 | H |
| 09/21 | - | - | Ole Miss | W (ot) | 2 | 1 | H |
| 09/26 | - | - | Maryland | W | 2 | 1 | H |
| 10/01 | - | - | USF | W | 3 | 0 | A |
| 10/04 | - | 5 | Virginia | L | 2 | 3 | A |
| 10/07 | - | - | UCF | W | 3 | 0 | A |
| 10/10 | - | 15 | Duke | W | 3 | 0 | H |
| 10/14 | - | - | Clemson | W | 1 | 0 | A |
| 10/18 | - | 13 | Wake Forest | T (2ot) | 0 | 0 | A |
| 10/24 | - | - | NC State | W | 1 | 0 | H |
| 10/27 | 18 | - | Florida Atlantic | W | 7 | 0 | H |
| 10/31 | 18 | 1 | North Carolina | L | 0 | 1 | A |
| 11/05 | 19 | - | Wake Forest* | W | 2 | 1 | N |
| 11/07 | 19 | 25 | Maryland* | W | 1 | 0 | N |
| 11/09 | 19 | 1 | North Carolina* | L | 2 | 3 | N |
| 11/14 | 12 | - | Dartmouth# | W | 5 | 0 | H |
| 11/16 | 12 | - | Auburn# | W (2ot) | 2 | 1 | H |
| 11/23 | 12 | 10 | West Virginia^ | W (2ot) | 3 | 2 | A |
| 11/28 | 12 | 8 | Florida@ | W | 2 | 1 | A |
| 12/05 | 12 | 18 | Connecticut% | L | 0 | 2 | N |

BOLD = ACC Regular Season Opponent; *ACC Tournament, Cary, NC; #NCAA Tournament, Tallahassee, FL; ^NCAA Tournament, Morgantown, WV; @NCAA Tournament, Gainesville, FL; %College Cup, Cary, NC

| TEAM STATISTICS | |
|----------------------|---------|
| Goals-Shot attempts | 60-446 |
| Goals scored average | 2.25 |
| Shot pct. | .135 |
| Shots on goal-Atts | 194-446 |
| SOG pct. | .435 |
| Shots/Game | 17.2 |
| Assists | 62 |

| SHOT STATISTICS | | FSU | OPP |
|------------------------|--|---------|---------|
| Goals-Shot attempts | | 60-446 | 28-294 |
| Goals scored average | | 2.25 | 1.05 |
| Shot pct. | | .135 | .095 |
| Shots on goal-Attempts | | 194-446 | 121-294 |
| SOG pct. | | .435 | .412 |
| Shots/Game | | 17.2 | 11.3 |
| Assists | | 62 | 26 |

| GOAL BREAKDOWN | |
|----------------|----|
| Total Goals | 60 |
| Penalty | 1 |
| Unassisted | 15 |
| Overtime | 3 |

| CORNER KICKS | |
|--------------|-----|
| Unassisted | 149 |
| Overtime | 1 |


| PENALTY KICKS | |
|---------------|-----|
| Unassisted | 1-1 |
| Overtime | 0 |

| OFFSIDES | |
|------------|----|
| Unassisted | 67 |
| Overtime | 0 |

| PENALTIES | |
|--------------|-----|
| Fouls | 309 |
| Yellow cards | 7 |
| Red cards | 0 |

BOLD = ACC Regular Season Opponent; *ACC Tournament, Cary, NC; #NCAA Tournament, Gainesville, FL; @NCAA Tournament, Gainesville, FL

2004 (12-5-3, 5-3-1)
H 10-4 • A 2-1-1 • N 0-0-2
HEAD COACH PATRICK BAKER
FINAL RANKING: NSCAA-24; SB-18; SA-24



| DATE | RANKS | FSU | OPP | W/L/T | FSU | OPP | SITE |
|-------|-------|-----|-----------------------|---------|-----|-----|------|
| 08/27 | 7 | - | Arizona State | W | 3 | 2 | H |
| 08/29 | 7 | - | Southern Cal | W | 2 | 1 | H |
| 09/03 | 7 | - | Georgia | W | 1 | 0 | H |
| 09/10 | 6 | 11 | Florida | L | 1 | 2 | H |
| 09/12 | 6 | - | Stetson | W (ot) | 1 | 0 | H |
| 09/14 | 18 | - | Jacksonville | W | 5 | 0 | H |
| 09/17 | 18 | 10 | Clemson | W | 2 | 1 | H |
| 09/19 | 18 | - | Florida International | W | 1 | 0 | H |
| 09/24 | 12 | 4 | Virginia | L | 0 | 1 | H |
| 10/01 | 14 | 22 | Duke | L | 0 | 2 | A |
| 10/05 | 17 | - | USF | W | 2 | 0 | H |
| 10/08 | 17 | - | Wake Forest | W | 1 | 0 | H |
| 10/10 | 17 | - | Virginia Tech | W | 1 | 0 | H |
| 10/13 | 14 | - | Maryland | T (2ot) | 1 | 1 | A |
| 10/17 | 14 | - | NC State | W | 3 | 2 | A |
| 10/19 | 14 | - | Miami | W | 1 | 0 | A |
| 10/22 | 14 | 2 | North Carolina | L | 0 | 4 | H |
| 10/28 | 16 | - | UCF | L | 2 | 3 | H |
| 11/03 | 20 | - | Clemson* | T (2ot) | 2 | 2 | N |
| 11/12 | 24 | 25 | Boston College@ | T (2ot) | 0 | 0 | N |

(lost on pks, 4-3)
(lost on pks, 3-1)

BOLD = ACC Regular Season Opponent; *ACC Tournament, Cary, NC; @NCAA Tournament, Gainesville, FL

| TEAM STATISTICS | |
|------------------------|---------|
| Goals-Shot attempts | 29-274 |
| Goals scored average | 1.40 |
| Shot pct. | .106 |
| Shots on goal-Attempts | 122-274 |
| SOG pct. | .445 |
| Shots/Game | 13.7 |
| Assists | 32 |

| SHOT STATISTICS | | FSU | OPP |
|------------------------|--|---------|--------|
| Goals-Shot attempts | | 29-274 | 21-219 |
| Goals scored average | | 1.40 | 1.02 |
| Shot pct. | | .106 | .096 |
| Shots on goal-Attempts | | 122-274 | 94-219 |
| SOG pct. | | .445 | .429 |
| Shots/Game | | 13.7 | 10.9 |
| Assists | | 32 | 18 |

| GOAL BREAKDOWN | |
|----------------|----|
| Total Goals | 29 |
| Penalty | 1 |
| Unassisted | 6 |
| Overtime | 1 |

| CORNER KICKS | |
|-------------------|---|
| Goals off corners | 4 |
| Overtime | 0 |


| PENALTY KICKS | |
|---------------|-----|
| Unassisted | 1-1 |
| Overtime | 0 |

| OFFSIDES | |
|------------|----|
| Unassisted | 61 |
| Overtime | 0 |

| PENALTIES | |
|--------------|-----|
| Fouls | 154 |
| Yellow cards | 6 |
| Red cards | 0 |

BOLD = ACC Regular Season Opponent; *ACC Tournament, Cary, NC; @NCAA Tournament, Gainesville, FL


SEASON RECAPS

2005 (20-4-1, 8-2-0)**H 9-1-0 • A 8-1-1 • N 3-2-0****HEAD COACH MARK KRIKORIAN****FINAL RANKING: NSCAA-4; ST-4; SB-5; SA-7**

| DATE | RANKS FSU | OPP | W/L/T | FSU | OPP | SITE |
|------------------------|-----------|-------------------|---------|-----|-----|------|
| 08/26 | - | Southern Cal | W | 4 | 0 | A |
| 08/28 | - | Loyola Marymount | W (2ot) | 2 | 1 | A |
| 09/01 | - | Jacksonville | W | 7 | 0 | H |
| 09/03 | - | Mercer | W | 2 | 0 | H |
| 09/07 | 16 | UCF | W | 3 | 0 | A |
| 09/11 | 16 | Ole Miss | W | 1 | 0 | A |
| 09/16 | 16 | Florida | W | 4 | 2 | A |
| 09/22 | 12 | North Carolina | L | 1 | 4 | H |
| 09/25 | 12 | NC State | W | 3 | 1 | H |
| 09/29 | 14 | Virginia | L | 0 | 1 | A |
| 10/02 | 14 | Virginia Tech | W | 3 | 0 | A |
| 10/06 | 17 | Maryland | W | 3 | 1 | H |
| 10/09 | 17 | Boston College | W | 3 | 0 | H |
| 10/16 | 9 | Miami | W | 3 | 1 | A |
| 10/21 | 9 | Wake Forest | W | 4 | 1 | H |
| 10/23 | 9 | Duke | W (2ot) | 2 | 1 | H |
| 10/25 | 6 | The Citadel | W | 5 | 0 | H |
| 10/29 | 6 | Clemson | W | 3 | 0 | A |
| 11/02 | 6 | Clemson* | W | 4 | 0 | N |
| 11/04 | 6 | Virginia* | L | 0 | 2 | N |
| 11/11 | 11 | Florida Atlantic~ | W | 3 | 0 | N |
| 11/13 | 11 | Illinois~ | W | 2 | 1 | N |
| 11/20 | 11 | California# | W | 2 | 1 | H |
| 11/25 | 11 | North Carolina^ | T (2ot) | 1 | 1 | A |
| (advanced on pks, 5-4) | | | | | | |
| 12/02 | 11 | UCLA% | L | 0 | 4 | N |

BOLD = ACC Regular Season Opponent; *ACC Tournament, Cary, NC; ~NCAA Tournament, Gainesville, FL; #NCAA Tournament, Tallahassee, FL; ^NCAA Tournament, Chapel Hill, NC; %College Cup, College Station, TX

| TEAM STATISTICS | FSU | OPP |
|-------------------|---------|---------|
| SHOTS ATTEMPTED | 65-407 | 22-225 |
| GOALS SCORED | 25 | 8 |
| SHOT PCT. | .160 | .098 |
| SHOTS ON GOAL | 179-407 | 109-225 |
| SOG PCT. | .440 | .484 |
| SHOTS/GAME | 16.3 | 9.0 |
| ASSISTS | 58 | 17 |
| GOAL BREAKDOWN | | |
| Total Goals | 65 | 22 |
| Penalty | 1 | 2 |
| Unassisted | 15 | 9 |
| Overtime | 2 | 0 |
| CORNER KICKS | 130 | 76 |
| Goals off corners | 5 | 1 |
| PENALTY KICKS | 1-1 | 2-2 |
| OFFSIDES | 86 | 34 |
| PENALTIES | | |
| Yellow cards | 8 | 11 |
| Red cards | 0 | 0 |

2006 (18-4-4, 5-2-3)**H 11-0-2 • A 5-2-1 • N 2-2-1****HEAD COACH MARK KRIKORIAN****FINAL RANKING: NSCAA-4; ST-5; SB-4; SA-7**

| DATE | RANKS FSU | OPP | W/L/T | FSU | OPP | SITE |
|------------------------|-----------|------------------|---------|-----|-----|------|
| 08/27 | 6 | Portland | W | 2 | 1 | H |
| 09/01 | 6 | Arizona State | W (ot) | 1 | 0 | N |
| 09/03 | 6 | Loyola (MD) | W | 3 | 1 | A |
| 09/08 | 2 | Florida | W | 1 | 0 | H |
| 09/13 | 2 | UCF | W | 2 | 0 | H |
| 09/17 | 2 | Florida Atlantic | W | 2 | 1 | A |
| 09/21 | 2 | North Carolina | L | 1 | 2 | A |
| 09/24 | 2 | NC State | W | 2 | 0 | A |
| 09/28 | 4 | Virginia | T (2ot) | 0 | 0 | H |
| 10/01 | 4 | Virginia Tech | W | 2 | 1 | H |
| 10/05 | 5 | Maryland | W | 1 | 0 | A |
| 10/08 | 5 | Boston College | T (2ot) | 0 | 0 | A |
| 10/11 | 6 | Stetson | W | 2 | 1 | H |
| 10/15 | 6 | Miami | W | 2 | 0 | H |
| 10/19 | 5 | Wake Forest | W | 3 | 2 | A |
| 10/22 | 5 | Duke | L | 1 | 3 | A |
| 10/24 | 7 | Jacksonville | W | 3 | 0 | H |
| 10/27 | 7 | Clemson | T (2ot) | 0 | 0 | H |
| 11/01 | 6 | Duke^ | W | 2 | 0 | N |
| 11/03 | 6 | Wake Forest^ | T (2ot) | 0 | 0 | N |
| (advanced on pks, 4-2) | | | | | | |
| 11/05 | 6 | North Carolina^ | L (ot) | 1 | 2 | N |
| 11/10 | 5 | Jacksonville* | W | 6 | 0 | H |
| 11/12 | 5 | California* | W | 3 | 1 | H |
| 11/19 | 5 | Illinois* | W | 1 | 0 | H |
| 11/24 | 5 | Clemson* | W | 2 | 1 | H |
| 12/01 | 5 | Notre Dame% | L | 1 | 2 | N |

BOLD = ACC Regular Season; *ACC Tournament, Cary, NC; ^NCAA Tournament, Tallahassee, FL; % College Cup, Cary, NC

| TEAM STATISTICS | FSU | OPP |
|-------------------|---------|---------|
| SHOTS ATTEMPTED | 44-468 | 18-274 |
| GOALS SCORED | 16 | 6 |
| SHOT PCT. | .094 | .066 |
| SHOTS ON GOAL | 175-468 | 113-274 |
| SOG PCT. | .374 | .412 |
| SHOTS/GAME | 18.0 | 10.5 |
| ASSISTS | 40 | 15 |
| GOAL BREAKDOWN | | |
| Total Goals | 44 | 18 |
| Penalty | 1 | 0 |
| Unassisted | 11 | 8 |
| Overtime | 1 | 1 |
| CORNER KICKS | 115 | 82 |
| Goals off corners | 0 | 0 |
| PENALTY KICKS | 1-1 | 0-0 |
| OFFSIDES | 85 | 15 |
| PENALTIES | | |
| Yellow cards | 20 | 19 |
| Red cards | 0 | 1 |

2007 (18-6-3, 6-2-2)**H 12-1-0 • A 2-3-3 • N 4-2-0****HEAD COACH MARK KRIKORIAN****FINAL RANKING: NSCAA - 2; ST - 2; SB - 3; SA - 14**

| DATE | RANKS FSU | OPP | W/L/T | FSU | OPP | SITE |
|-------|-----------|-----------------------|---------|-----|-----|------|
| 09/01 | 6 | Portland | L (ot) | 1 | 2 | A |
| 09/03 | 6 | Cal State Northridge# | W | 6 | 1 | N |
| 09/07 | 9 | Francis Marion | W | 10 | 0 | H |
| 09/09 | 9 | Florida | L | 1 | 2 | A |
| 09/12 | 13 | Troy | W | 8 | 2 | H |
| 09/15 | 13 | Auburn | W | 3 | 0 | H |
| 09/18 | 11 | North Florida | W | 7 | 0 | H |
| 09/22 | 11 | UCF | T (2ot) | 3 | 3 | A |
| 09/27 | 14 | North Carolina | L (ot) | 1 | 2 | H |
| 09/30 | 14 | NC State | W | 4 | 1 | H |
| 10/04 | 17 | Virginia | T (2ot) | 1 | 1 | A |
| 10/07 | 17 | Virginia Tech | W | 1 | 0 | A |
| 10/11 | 15 | Maryland | W | 2 | 0 | H |
| 10/14 | 15 | Boston College | W | 1 | 0 | H |
| 10/21 | 12 | Miami | W | 4 | 1 | H |
| 10/25 | 10 | Wake Forest | L | 2 | 3 | A |
| 10/27 | 10 | Duke | T (2ot) | 1 | 1 | A |
| 11/01 | 15 | Clemson | W | 2 | 0 | A |
| 11/07 | 14 | Boston College^ | W | 1 | 0 | N |
| 11/09 | 14 | Wake Forest^ | W | 5 | 2 | N |
| 11/11 | 14 | North Carolina^ | L | 0 | 1 | N |
| 11/16 | 14 | Kennesaw State* | W | 3 | 0 | H |
| 11/18 | 14 | LSU* | W | 4 | 0 | H |
| 11/23 | 14 | Texas* | W | 4 | 0 | H |
| 11/30 | 14 | Connecticut* | W (2ot) | 3 | 2 | H |
| 12/07 | 14 | Notre Dame% | W | 3 | 2 | N |
| 12/09 | 14 | Southern Cal% | L | 0 | 2 | N |

at Portland, OR; BOLD = ACC Regular Season; ^ACC Tournament, Lake Buena Vista, FL; *NCAA Tournament, Tallahassee, FL; % College Cup, College Station, TX

| TEAM STATISTICS | FSU | OPP |
|-------------------|---------|---------|
| SHOTS ATTEMPTED | 81-440 | 26-308 |
| GOALS SCORED | 29 | 9 |
| SHOT PCT. | .184 | .084 |
| SHOTS ON GOAL | 202-440 | 121-308 |
| SOG PCT. | .459 | .393 |
| SHOTS/GAME | 16.3 | 11.4 |
| ASSISTS | 71 | 19 |
| GOAL BREAKDOWN | | |
| Total Goals | 81 | 26 |
| Penalty | 2 | 0 |
| Unassisted | 20 | 10 |
| Overtime | 1 | 2 |
| CORNER KICKS | 148 | 110 |
| Goals off corners | 4 | 1 |
| PENALTY KICKS | 2-2 | 0-0 |
| OFFSIDES | 81 | 18 |
| PENALTIES | | |
| Yellow cards | 4 | 10 |
| Red cards | 2 | 0 |

2008 (17-3-3, 8-1-1)**H 8-2-0 • A 7-1-1 • N 2-0-2****HEAD COACH MARK KRIKORIAN****FINAL RANKING: NSCAA - 6; ST - 6; SB - 6; SA - 6**

| DATE | RANKS FSU | OPP | W/L/T | FSU | OPP | SITE |
|--------------------|-----------|---------------------------|---------|-----|-----|------|
| 08/25 | 4 | UCF | W | 5 | 0 | H |
| 08/29 | 5 | Penn State | W | 4 | 1 | A |
| 08/31 | 5 | Connecticut# | W | 3 | 0 | N |
| 09/05 | 4 | Florida International | W | 5 | 0 | H |
| 09/07 | 4 | Florida | L | 0 | 1 | H |
| 09/12 | 4 | Auburn | W | 3 | 0 | A |
| 09/14 | 4 | South Carolina* | T (2ot) | 3 | 3 | N |
| 09/21 | 9 | Florida Gulf Coast | W | 4 | 0 | H |
| 09/25 | 8 | Virginia | L | 0 | 1 | H |
| 09/28 | 8 | Virginia Tech | W | 3 | 1 | H |
| 10/02 | 11 | Maryland | W (ot) | 1 | 0 | A |
| 10/05 | 11 | Boston College | W | 1 | 0 | A |
| 10/12 | 9 | Miami | W | 2 | 0 | A |
| 10/16 | 8 | Wake Forest | W | 5 | 0 | H |
| 10/19 | 8 | Duke | W | 5 | 2 | H |
| 10/23 | 6 | Clemson | W | 4 | 0 | H |
| 10/30 | 6 | North Carolina | T (2ot) | 2 | 2 | A |
| 11/02 | 6 | NC State | W | 5 | 2 | A |
| 11/05 | 5 | Virginia Tech^ | T (2ot) | 0 | 0 | N |
| (lost on pks, 4-2) | | | | | | |
| 11/14 | 6 | Mississippi Valley State* | W | 7 | 0 | N |
| 11/16 | 6 | Auburn* | W | 1 | 0 | A |
| 11/22 | 6 | Boston College** | W | 1 | 0 | H |
| 11/28 | 6 | Notre Dame% | L | 0 | 2 | A |

at State College, PA; * at Auburn, AL; BOLD = ACC Regular Season; ^ACC Tournament, Cary, NC; *NCAA Tournament, Auburn, Ala.; **NCAA Tournament, Tallahassee, FL; %NCAA Tournament, South Bend, IN

| TEAM STATISTICS | FSU | OPP |
|-------------------|---------|--------|
| SHOTS ATTEMPTED | 64-471 | 15-230 |
| GOALS SCORED | 27 | 8 |
| SHOT PCT. | .136 | .065 |
| SHOTS ON GOAL | 228-471 | 96-230 |
| SOG PCT. | .484 | .417 |
| SHOTS/GAME | 20.5 | 10.0 |
| ASSISTS | 66 | 12 |
| GOAL BREAKDOWN | | |
| Total Goals | 64 | 15 |
| Penalty | 3 | 1 |
| Unassisted | 9 | 3 |
| Overtime | 1 | 0 |
| CORNER KICKS | 150 | 83 |
| Goals off corners | 5 | 3 |
| PENALTY KICKS | 3-4 | 1-1 |
| OFFSIDES | 74 | 11 |
| PENALTIES | | |
| Yellow cards | 9 | 23 |
| Red cards | 0 | 0 |

SEASON RECAPS

2009 (19-5-1, 7-2-1)


H 13-1-0 • A 4-3-1 • N 2-1-0
HEAD COACH MARK KRIKORIAN
FINAL RANKING: NSCAA - 6; ST - 6; SA - 6


| DATE | RANKS FSU | OPP | W/L/T | FSU | OPP | SITE | |
|-------|-----------|-----|-------------------------|---------|-----|------|---|
| 08/21 | 6 | - | Jacksonville | W | 7 | 0 | H |
| 08/28 | 5 | - | South Alabama | W | 8 | 0 | A |
| 08/30 | 5 | - | Stetson | W | 3 | 0 | H |
| 09/04 | 5 | 13 | Penn State | W | 2 | 1 | H |
| 09/06 | 5 | - | Washington State | W | 4 | 1 | H |
| 09/10 | 4 | - | UCF | L (2ot) | 0 | 1 | A |
| 09/13 | 4 | - | UAB | W | 8 | 0 | H |
| 09/19 | 5 | 7 | Florida | W (ot) | 1 | 0 | A |
| 09/24 | 5 | 18 | Maryland | W | 2 | 1 | H |
| 09/27 | 5 | 6 | Boston College | W | 3 | 2 | H |
| 10/04 | 5 | - | Miami | W | 4 | 1 | H |
| 10/08 | 5 | 11 | Wake Forest | L | 0 | 3 | A |
| 10/11 | 5 | - | Duke | T (2ot) | 0 | 0 | A |
| 10/15 | 9 | - | Clemson | W | 5 | 1 | A |
| 10/22 | 7 | 2 | North Carolina | W (2ot) | 3 | 2 | H |
| 10/25 | 7 | - | NC State | W | 2 | 0 | H |
| 10/30 | 4 | - | Virginia | L | 0 | 1 | A |
| 11/01 | 4 | 17 | Virginia Tech | W | 2 | 1 | A |
| 11/04 | 6 | - | Duke^ | W | 2 | 0 | N |
| 11/06 | 6 | 19 | Virginia Tech^ | W | 2 | 0 | N |
| 11/08 | 6 | 5 | North Carolina^ | L | 0 | 3 | N |
| 11/13 | 6 | - | Southeastern Louisiana* | W | 4 | 1 | H |
| 11/15 | 6 | - | California* | W | 3 | 0 | H |
| 11/20 | 6 | 22 | Texas A&M* | W (2ot) | 2 | 1 | H |
| 11/27 | 6 | 5 | Notre Dame* | L | 0 | 2 | H |

BOLD = ACC Regular Season; ^ACC Tournament, Cary, NC; *NCAA Tournament, Tallahassee, FL

| TEAM STATISTICS | | FSU | OPP |
|------------------------|---------|--------|-----|
| SHOT STATISTICS | | | |
| Goals-Shot attempts | 67-425 | 22-233 | |
| Goals scored average | 2.68 | 0.88 | |
| Shot pct. | .158 | .094 | |
| Shots on goal-Attempts | 210-425 | 85-233 | |
| SOG pct. | 494 | 365 | |
| Shots/Game | 17.0 | 9.3 | |
| Assists | 70 | 19 | |
| GOAL BREAKDOWN | | | |
| Total Goals | 67 | 22 | |
| Penalty | 1 | 1 | |
| Unassisted | 10 | 8 | |
| Overtime | 3 | 1 | |
| CORNER KICKS | | | |
| Goals off corners | 175 | 89 | |
| PENALTY KICKS | | | |
| Goals off corners | 5 | 1 | |
| OFFSIDES | | | |
| Goals off corners | 1-1 | 1-1 | |
| PENALTIES | | | |
| Yellow cards | 4 | 12 | |
| Red cards | 0 | 0 | |

2010 (16-6-1, 7-2-1)

H 10-1-1 • A 5-4-0 • N 1-1-0
HEAD COACH MARK KRIKORIAN
FINAL RANKING: NSCAA - 7; ST - 8; SA - 15


| DATE | RANKS FSU | OPP | W/L/T | FSU | OPP | SITE | |
|-------|-----------|-----|-------------------------|---------|-----|------|---|
| 08/20 | 6 | 21 | Washington State# | W | 1 | 0 | A |
| 08/22 | 6 | - | Gonzaga# | W | 2 | 0 | N |
| 08/29 | 6 | - | Stetson | W | 6 | 0 | H |
| 09/03 | 5 | - | Auburn | L (2ot) | 2 | 3 | A |
| 09/05 | 5 | - | Mercer | W | 3 | 0 | A |
| 09/10 | 5 | 7 | Florida | L (ot) | 1 | 2 | H |
| 09/12 | 5 | - | UCF | W | 3 | 1 | H |
| 09/19 | 14 | - | Arkansas | W (ot) | 1 | 0 | H |
| 09/26 | 13 | - | Miami | W | 2 | 0 | A |
| 09/30 | 14 | 23 | Wake Forest | W (ot) | 1 | 0 | H |
| 10/03 | 14 | 19 | Duke | W | 3 | 1 | H |
| 10/07 | 12 | - | Clemson | W | 3 | 0 | H |
| 10/14 | 10 | 3 | North Carolina | L | 0 | 1 | A |
| 10/17 | 10 | - | NC State | W | 4 | 1 | A |
| 10/21 | 10 | 8 | Virginia | T (2ot) | 0 | 0 | H |
| 10/24 | 10 | - | Virginia Tech | W | 2 | 0 | H |
| 10/28 | 9 | 5 | Maryland | L | 1 | 2 | A |
| 10/31 | 9 | 14 | Boston College | W | 1 | 0 | A |
| 11/03 | 9 | 21 | Wake Forest^ | L | 1 | 3 | N |
| 11/12 | - | - | Middle Tennessee State* | W | 3 | 0 | H |
| 11/14 | - | - | South Florida* | W | 2 | 1 | H |
| 11/20 | 11 | 12 | Marquette* | W | 3 | 0 | H |
| 11/26 | 11 | 1 | Stanford% | L | 0 | 5 | A |

at Pullman, WA; BOLD = ACC Regular Season; ^ACC Tournament, Cary, NC; *NCAA Tournament, Tallahassee, FL; %NCAA Tournament, Palo Alto, California

| TEAM STATISTICS | | FSU | OPP |
|------------------------|---------|---------|-----|
| SHOT STATISTICS | | | |
| Goals-Shot attempts | 45-300 | 20-220 | |
| Goals scored average | 1.96 | 0.87 | |
| Shot pct. | .150 | .091 | |
| Shots on goal-Attempts | 147-300 | 117-220 | |
| SOG pct. | 490 | 532 | |
| Shots/Game | 13.0 | 9.6 | |
| Assists | 40 | 19 | |
| GOAL BREAKDOWN | | | |
| Total Goals | 45 | 20 | |
| Penalty | 4 | 0 | |
| Unassisted | 10 | 3 | |
| Overtime | 2 | 2 | |
| CORNER KICKS | | | |
| Goals off corners | 109 | 80 | |
| PENALTY KICKS | | | |
| Goals off corners | 3 | 0 | |
| OFFSIDES | | | |
| Goals off corners | 4-4 | 0-1 | |
| PENALTIES | | | |
| Yellow cards | 6 | 18 | |
| Red cards | 0 | 0 | |

2011* (18-7-1, 5-5-0)

H 9-2-0 • A 6-4-0 • N 3-1-1
HEAD COACH MARK KRIKORIAN
FINAL RANKING: NSCAA - 3; SA - 6; ST - 7


| DATE | RANKS FSU | OPP | W/L/T | FSU | OPP | SITE | |
|----------------------------|-----------|-----|-----------------|---------|-----|------|---|
| 08/19 | 5 | 19 | Oregon State | W | 1 | 0 | A |
| 08/21 | 4 | 7 | Portland | L | 1 | 2 | A |
| 08/26 | 9 | - | New Mexico | W | 1 | 0 | H |
| 08/28 | 9 | - | North Florida | W | 5 | 0 | H |
| 09/02 | 7 | 11 | Marquette | W | 3 | 1 | H |
| 09/04 | 7 | - | UAB | W | 4 | 0 | A |
| 09/09 | 5 | 9 | Florida | W | 3 | 2 | A |
| 09/11 | 5 | - | Mercer | W | 4 | 0 | H |
| 09/15 | 3 | 13 | Wake Forest | L | 0 | 2 | A |
| 09/18 | 3 | 5 | Duke | L | 1 | 2 | A |
| 09/22 | 10 | - | Clemson | W | 6 | 2 | A |
| 09/29 | 10 | 9 | North Carolina | L | 0 | 2 | H |
| 10/02 | 10 | - | NC State | W | 2 | 0 | H |
| 10/08 | 10 | 8 | Virginia | L (ot) | 3 | 4 | A |
| 10/13 | 11 | 10 | Maryland | L | 0 | 3 | H |
| 10/16 | 11 | 9 | Boston College | W | 1 | 0 | H |
| 10/23 | 15 | - | Miami | W | 4 | 2 | H |
| 10/27 | 12 | 25 | Virginia Tech | W | 2 | 0 | A |
| 10/30 | 12 | 8 | North Carolina^ | W (2ot) | 1 | 0 | A |
| 11/04 | 9 | 5 | Virginia^^ | W | 2 | 1 | N |
| 11/06 | 14 | 9 | Wake Forest^^ | T (2ot) | 1 | 1 | N |
| (won ACC title on pks 3-1) | | | | | | | |
| 11/11 | 6 | - | Samford** | W | 2 | 0 | H |
| 11/18 | 9 | - | Portland*** | W | 3 | 1 | N |
| 11/20 | 9 | - | Louisville*** | W | 2 | 0 | N |
| 11/25 | 9 | 8 | Virginia** | W | 3 | 0 | H |
| 12/02 | 9 | 1 | Stanford% | L | 0 | 3 | N |

BOLD = ACC Regular Season; ^ACC Tournament - First Round; ^^ACC Tournament, Cary, NC; **NCAA Tournament, Tallahassee, FL; ***NCAA Tournament, Memphis, TN; %College Cup, Kennesaw, GA

| TEAM STATISTICS | | FSU | OPP |
|------------------------|---------|---------|-----|
| SHOT STATISTICS | | | |
| Goals-Shot attempts | 55-373 | 28-253 | |
| Goals scored average | 2.12 | 1.08 | |
| Shot pct. | .147 | .111 | |
| Shots on goal-Attempts | 174-373 | 109-253 | |
| SOG pct. | 466 | 431 | |
| Shots/Game | 14.3 | 9.7 | |
| Assists | 62 | 24 | |
| GOAL BREAKDOWN | | | |
| Total Goals | 55 | 28 | |
| Penalty | 1 | 3 | |
| Unassisted | 8 | 11 | |
| Overtime | 1 | 1 | |
| CORNER KICKS | | | |
| Goals off corners | 128 | 93 | |
| PENALTY KICKS | | | |
| Goals off corners | 2 | 2 | |
| OFFSIDES | | | |
| Goals off corners | 1-2 | 3-3 | |
| PENALTIES | | | |
| Yellow cards | 11 | 17 | |
| Red cards | 0 | 0 | |

* denotes ACC Champions

SEASON RECAPS

2012 (20-4-0, 8-2-0)

H 14-0 • A 6-2 • N 0-2
HEAD COACH MARK KRIKORIAN
FINAL RANKING: NSCAA - 4; SA - 4; ST - 6


| DATE | RANKS FSU | OPP | W/L/T | FSU | OPP | SITE | |
|-------|-----------|-----|-----------------------|---------|-----|------|---|
| 08/17 | 4 | - | Minnesota | W | 3 | 2 | A |
| 08/24 | 3 | 9 | UCF | W | 1 | 0 | A |
| 08/31 | 3 | - | Florida | W | 1 | 0 | H |
| 09/02 | 3 | - | College of Charleston | W | 4 | 0 | H |
| 09/07 | 1 | - | Cal State Fullerton | W | 2 | 1 | H |
| 09/09 | 1 | - | Arkansas | W | 1 | 0 | A |
| 09/13 | 1 | 2 | Duke | W | 1 | 0 | H |
| 09/16 | 1 | 14 | Wake Forest | W | 1 | 0 | H |
| 09/21 | 1 | - | Jackson State | W | 5 | 0 | H |
| 09/27 | 1 | 13 | North Carolina | W | 1 | 0 | A |
| 09/30 | 1 | - | NC State | W | 2 | 0 | A |
| 10/04 | 1 | - | Clemson | W | 7 | 0 | H |
| 10/11 | 1 | 19 | Virginia Tech | W | 1 | 0 | H |
| 10/14 | 1 | 13 | Virginia | W (ot) | 1 | 0 | H |
| 10/18 | 1 | 24 | Boston College | L | 2 | 3 | A |
| 10/21 | 1 | 7 | Maryland | W | 1 | 0 | A |
| 10/25 | 3 | - | Miami | L | 0 | 1 | A |
| 10/28 | 3 | 21 | Boston College^ | W | 4 | 0 | H |
| 11/02 | 5 | 7 | Virginia^^ | L | 2 | 4 | N |
| 11/09 | 7 | - | Miss. Valley State* | W | 6 | 0 | H |
| 11/16 | 7 | - | Texas Tech* | W (2ot) | 3 | 2 | H |
| 11/18 | 7 | 15 | Texas A&M* | W | 4 | 0 | H |
| 11/23 | 7 | - | Notre Dame* | W | 1 | 0 | H |
| 11/30 | 7 | - | Penn State% | L (ot) | 1 | 2 | N |

BOLD = ACC Regular Season; ^ACC Tournament - First Round; ^^ACC Tournament, Cary, NC; *NCAA Tournament, Tallahassee, FL; %College Cup, San Diego, CA

| TEAM STATISTICS | | FSU | OPP |
|------------------------|---------|--------|-----|
| SHOT STATISTICS | | | |
| Goals-Shot attempts | 55-394 | 15-197 | |
| Goals scored average | 2.29 | 0.62 | |
| Shot pct. | .140 | .076 | |
| Shots on goal-Attempts | 168-394 | 93-197 | |
| SOG pct. | 426 | 472 | |
| Shots/Game | 16.4 | 8.2 | |
| Assists | 63 | 13 | |
| GOAL BREAKDOWN | | | |
| Total Goals | 55 | 15 | |
| Penalty | 1 | 0 | |
| Unassisted | 6 | 3 | |
| Overtime | 2 | 1 | |
| CORNER KICKS | | | |
| Goals off corners | 139 | 78 | |
| PENALTY KICKS | | | |
| Goals off corners | 4 | 0 | |
| OFFSIDES | | | |
| Goals off corners | 1-1 | 0-0 | |
| PENALTIES | | | |
| Yellow cards | 5 | 4 | |
| Red cards | 0 | 0 | |


SEASON RECAPS

2013* (23-2-3, 10-1-2)

H 16-0-1 • A 4-1-2 • N 3-1-0

HEAD COACH MARK KRIKORIAN

FINAL RANKING: NSCAA - 2; SA - 1; ST - 2



| DATE | RANKS FSU OPP | W/L/T | FSU | OPP | SITE |
|-------|---------------|------------------|-----|-----|------|
| 08/23 | 3 - | Oregon State | 1 | 0 | H |
| 08/25 | 3 - | Auburn | 4 | 1 | H |
| 08/30 | 3 8 | Florida | 3 | 0 | A |
| 09/01 | 3 17 | UCF | 1 | 0 | H |
| 09/06 | 2 - | Oklahoma State | 1 | 1 | H |
| 09/08 | 2 - | Oklahoma | 1 | 0 | H |
| 09/12 | 4 7 | Wake Forest | 0 | 0 | A |
| 09/15 | 4 15 | Duke | 2 | 1 | A |
| 09/18 | 3 5 | North Carolina | 1 | 0 | H |
| 09/22 | 3 - | NC State | 1 | 0 | H |
| 09/26 | 3 - | Miami | 4 | 0 | H |
| 09/29 | 3 - | Clemson | 1 | 1 | A |
| 10/03 | 5 - | Boston College | 4 | 3 | H |
| 10/10 | 3 - | Syracuse | 1 | 0 | A |
| 10/13 | 3 - | Pittsburgh | 4 | 0 | H |
| 10/20 | 3 - | Maryland | 2 | 1 | H |
| 10/24 | 3 4 | Virginia Tech | 2 | 1 | A |
| 10/27 | 3 1 | Virginia | 0 | 1 | A |
| 10/31 | 3 19 | Notre Dame | 2 | 1 | H |
| 11/03 | 3 - | Duke^ | 2 | 0 | H |
| 11/08 | 3 4 | North Carolina^^ | 2 | 1 | N |
| 11/10 | 3 6 | Virginia Tech^^ | 1 | 0 | N |
| 11/15 | 3 - | South Alabama* | 5 | 0 | H |
| 11/21 | 3 22 | Ole Miss** | 3 | 1 | H |
| 11/23 | 3 - | Colorado* | 4 | 0 | H |
| 11/29 | 3 - | Boston College** | 4 | 0 | H |
| 12/06 | 3 4 | Virginia Tech% | 3 | 2 | N |
| 12/08 | 3 - | UCLA% | 0 | 1 | N |

BOLD = ACC Regular Season; ^ACC Tournament - First Round; ^^ACC Tournament, Cary, NC; **NCAA Tournament, Tallahassee, FL; %College Cup, Cary, NC

| TEAM STATISTICS | FSU | OPP |
|------------------------|---------|--------|
| Goals-Shot attempts | 59-418 | 16-199 |
| Goals scored average | .211 | .057 |
| Shot pct. | .141 | .080 |
| Shots on goal-Attempts | 174-418 | 91-199 |
| SOG pct. | .416 | .457 |
| Shots/Game | 14.9 | 7.1 |
| Assists | 59 | 15 |
| GOAL BREAKDOWN | | |
| Total Goals | 59 | 16 |
| Penalty | 5 | 0 |
| Unassisted | 16 | 5 |
| Overtime | 4 | 2 |
| CORNER KICKS | 142 | 80 |
| Goals off corners | 2 | 0 |
| PENALTY KICKS | 5-5 | 0-0 |
| OFFSIDES | 45 | 52 |
| PENALTIES | | |
| Yellow cards | 5 | 13 |
| Red cards | 0 | 0 |


* denotes ACC Champions

2014** (24-1-1, 9-0-1)

H 13-1-0 • A 7-0-1 • N 4-0-0

HEAD COACH MARK KRIKORIAN

FINAL RANKING: NSCAA - 1; SA - 2; TDS - 1



| DATE | RANKS FSU OPP | W/L/T | FSU | OPP | SITE |
|-------|---------------|------------------|-----|-----|------|
| 08/22 | 2 11 | Portland | 1 | 0 | H |
| 08/24 | 2 - | Minnesota | 4 | 1 | H |
| 08/29 | 2 - | Oklahoma State | 2 | 1 | A |
| 08/31 | 2 - | Oklahoma | 1 | 0 | A |
| 09/05 | 2 6 | Florida | 1 | 2 | H |
| 09/08 | 2 - | St. John's | 4 | 0 | H |
| 09/14 | 5 - | Statson | 7 | 0 | H |
| 09/18 | 5 - | Connecticut | 3 | 2 | A |
| 09/21 | 5 - | Boston College | 2 | 0 | A |
| 09/25 | 5 - | Louisville | 6 | 0 | H |
| 09/28 | 5 3 | Virginia | 1 | 0 | H |
| 10/04 | 2 - | Miami | 3 | 0 | A |
| 10/09 | 2 - | Syracuse | 2 | 0 | H |
| 10/12 | 2 9 | Virginia Tech | 2 | 1 | H |
| 10/18 | 2 - | Pittsburgh | 3 | 0 | A |
| 10/23 | 2 6 | North Carolina | 1 | 1 | A |
| 10/26 | 2 - | NC State | 4 | 0 | A |
| 10/31 | 2 - | Duke | 2 | 0 | H |
| 11/07 | 2 10 | Notre Dame^^ | 3 | 1 | N |
| 11/09 | 2 4 | Virginia^^ | 1 | 0 | N |
| 11/14 | 2 - | South Alabama** | 5 | 0 | H |
| 11/21 | 2 - | Northeastern** | 3 | 0 | H |
| 11/23 | 2 21 | UCF** | 1 | 0 | H |
| 11/28 | 2 18 | South Carolina** | 5 | 0 | H |
| 12/05 | 2 3 | Stanford% | 2 | 0 | N |
| 12/07 | 2 4 | Virginia% | 1 | 0 | N |

BOLD = ACC Regular Season; ^^ACC Tournament, Greensboro, NC; **NCAA Tournament, Tallahassee, FL; %College Cup, Boca Raton, FL

| TEAM STATISTICS | FSU | OPP |
|------------------------|---------|--------|
| Goals-Shot attempts | 70-487 | 9-147 |
| Goals scored average | 2.69 | 0.35 |
| Shot pct. | .144 | .061 |
| Shots on goal-Attempts | 229-487 | 55-147 |
| SOG pct. | .470 | .374 |
| Shots/Game | 18.7 | 5.7 |
| Assists | 90 | 10 |
| GOAL BREAKDOWN | | |
| Total Goals | 70 | 9 |
| Penalty | 2 | 0 |
| Unassisted | 7 | 1 |
| Overtime | 1 | 0 |
| CORNER KICKS | 169 | 73 |
| Goals off corners | 4 | 1 |
| PENALTY KICKS | 2-5 | 0-1 |
| OFFSIDES | 34 | 33 |
| PENALTIES | | |
| Yellow cards | 7 | 17 |
| Red cards | 0 | 0 |

* denotes ACC Champions; ~ denotes National Champions

2015* (18-3-4, 6-1-3)

H 12-0-1 • A 4-2-2 • N 2-1-1

HEAD COACH MARK KRIKORIAN

FINAL RANKING: NSCAA - 3; SA - 3; TDS - 3



| DATE | RANKS FSU OPP | W/L/T | FSU | OPP | SITE |
|-------|---------------|------------------------------------|-----|-----|------|
| 08/21 | 1 - | New Mexico | 3 | 1 | A |
| 08/23 | 1 - | Southern California | 1 | 0 | N |
| 08/28 | 1 - | Southeastern Louisiana | 3 | 0 | H |
| 08/30 | 1 14 | Florida | 2 | 3 | A |
| 09/04 | 5 3 | Texas A&M | 3 | 1 | H |
| 09/10 | 3 - | UCF | 4 | 0 | H |
| 09/13 | 3 - | Grand Canyon | 3 | 0 | H |
| 09/17 | 2 - | UNC Greensboro | 6 | 0 | A |
| 09/20 | 2 22 | Duke | 0 | 0 | A |
| 09/24 | 3 7 | Clemson | 3 | 1 | H |
| 09/27 | 3 16 | Notre Dame | 1 | 0 | A |
| 10/03 | 2 - | Pitt | 6 | 0 | H |
| 10/08 | 2 - | NC State | 4 | 0 | H |
| 10/11 | 2 1 | North Carolina | 1 | 0 | H |
| 10/17 | 1 - | Louisville | 3 | 1 | A |
| 10/22 | 1 7 | Virginia Tech | 0 | 0 | A |
| 10/25 | 1 2 | Virginia | 0 | 1 | A |
| 11/01 | 3 - | Boston College | 2 | 2 | H |
| 11/06 | 4 8 | North Carolina^^ | 2 | 1 | N |
| 11/08 | 4 1 | Virginia^^T (2ot - FSU 7-6 on PKs) | 2 | 2 | N |
| 11/13 | 2 - | Evansville** | 3 | 0 | H |
| 11/20 | 2 - | South Alabama** | 5 | 0 | H |
| 11/22 | 2 19 | Auburn** | 2 | 0 | H |
| 11/27 | 2 21 | Texas A&M** | 5 | 0 | H |
| 12/04 | 2 20 | Duke% | 0 | 2 | N |

BOLD = ACC Regular Season; ^^ACC Tournament, Cary, NC; **NCAA Tournament, Tallahassee, FL; %College Cup, Cary, NC

| TEAM STATISTICS | FSU | OPP |
|------------------------|---------|--------|
| Goals-Shot attempts | 64-455 | 15-198 |
| Goals scored average | 2.56 | 0.60 |
| Shot pct. | .141 | .076 |
| Shots on goal-Attempts | 199-455 | 66-198 |
| SOG pct. | .437 | .333 |
| Shots/Game | 18.2 | 7.9 |
| Assists | 69 | 7 |
| GOAL BREAKDOWN | | |
| Total Goals | 64 | 15 |
| Penalty | 4 | 3 |
| Unassisted | 15 | 10 |
| Overtime | 0 | 0 |
| CORNER KICKS | 157 | 70 |
| Goals off corners | 4 | 0 |
| PENALTY KICKS | 4-7 | 3-5 |
| OFFSIDES | 50 | 39 |
| PENALTIES | | |
| Yellow cards | 7 | 16 |
| Red cards | 1 | 0 |

* denotes ACC Champions

KEY: NSCAA = National Soccer Coaches Association of America; ST = Soccer Times; SA = Soccer America; TDS = TopDrawerSoccer

2016* (14-4-4, 6-2-2)

H 8-0-1 • A 5-3-2 • N 1-1-1

HEAD COACH MARK KRIKORIAN

FINAL RANKING: NSCAA - 14; TDS - 19



| DATE | RANKS FSU OPP | W/L/T | FSU | OPP | SITE |
|-------|---------------|------------------|-----|-----|------|
| 08/19 | 1 8 | Texas A&M | 1 | 0 | A |
| 08/25 | 1 - | Vanderbilt | 3 | 0 | A |
| 08/28 | 1 - | Middle Tennessee | 3 | 0 | A |
| 09/05 | 1 - | South Alabama | 0 | 1 | A |
| 09/08 | 1 17 | UConn | 3 | 0 | H |
| 09/11 | 1 - | Troy | 1 | 0 | H |
| 09/15 | 3 - | Mercer | 2 | 0 | H |
| 09/18 | 3 - | Miami | 1 | 0 | H |
| 09/22 | 3 - | Wake Forest | 3 | 0 | H |
| 09/25 | 3 2 | Virginia | 1 | 1 | H |
| 10/01 | 2 - | Pitt | 2 | 0 | A |
| 10/06 | 2 - | Boston College | 1 | 2 | A |
| 10/09 | 2 - | Syracuse | 1 | 1 | A |
| 10/15 | 9 - | NC State | 1 | 0 | A |
| 10/20 | 9 4 | Duke | 1 | 0 | H |
| 10/23 | 9 - | Louisville | 1 | 0 | H |
| 10/27 | 8 16 | North Carolina | 0 | 1 | A |
| 10/30 | 8 6 | Duke^ | 1 | 1 | A |
| | | (FSU 3-2 on PKs) | | | |
| 11/04 | 13 9 | Clemson^^ | 1 | 0 | N |
| 11/6 | 13 10 | North Carolina^^ | 0 | 0 | N |
| | | (FSU 4-3 on PKs) | | | |
| 11/12 | 10 - | Samford* | 4 | 0 | H |
| 11/18 | 10 23 | Utah** | 1 | 2 | N |

BOLD = ACC Regular Season; ^ACC Tournament, Durham, NC; ^^ACC Tournament, Charleston, SC; *NCAA Tournament, Tallahassee, FL; **NCAA Tournament, Las Angeles, CA

| TEAM STATISTICS | FSU | OPP |
|------------------------|---------|--------|
| Goals-Shot attempts | 32-320 | 9-165 |
| Goals scored average | 1.45 | 0.41 |
| Shot pct. | .100 | .055 |
| Shots on goal-Attempts | 147-320 | 69-165 |
| SOG pct. | .459 | .418 |
| Shots/Game | 14.5 | 7.5 |
| Assists | 38 | 7 |
| GOAL BREAKDOWN | | |
| Total Goals | 32 | 9 |
| Penalty | 0 | 0 |
| Unassisted | 4 | 4 |
| Overtime | 2 | 0 |
| CORNER KICKS | 128 | 61 |
| PENALTY KICKS | 0-0 | 0-1 |
| PENALTIES | | |
| Yellow cards | 6 | 10 |
| Red cards | 0 | 0 |

* denotes ACC Champions

SEASON RECAPS

2017 (13-7-1, 5-4-1)

H 7-2-0 • A 5-4-1 • N 1-1-0
HEAD COACH MARK KRICKORIAN
FINAL RANKING: UNITED SOCCER COACHES - 15; TDS - 24

2018** (20-4-3, 5-4-1)

H 11-2-3 • A 5-2 • N 4-0
HEAD COACH MARK KRICKORIAN
FINAL RANKING: NSCAA - 1; TDS - 1; ST - 1; SA - 1

2019 (18-6-0, 8-2-0)

H 13-2-0 • A 5-2-0 • N 0-2-0
HEAD COACH MARK KRICKORIAN
FINAL RANKING: UNITED SOCCER COACHES - 7; TDS - 5

2020 (13-1-2, 8-0-0)

H 4-0 • A 4-0-0 • N 5-1-2
HEAD COACH MARK KRICKORIAN
FINAL RANKING: UNITED SOCCER COACHES - 2


| DATE | RANKS | FSU | OPP | W/L/T | FSU | OPP | SITE |
|-------|-------|-----|-----------------------|-------|-----|-----|------|
| 08/18 | 15 | - | UNC Greensboro..... | W | 3 | 0 | H |
| 08/20 | 15 | - | South Alabama..... | W | 2 | 1 | A |
| 08/24 | 6 | - | Samford..... | W | 4 | 2 | A |
| 08/27 | 6 | - | Alabama..... | L | 0 | 1 | A |
| 09/03 | 15 | - | Kentucky..... | W | 4 | 0 | H |
| 09/13 | 16 | - | Troy..... | W | 4 | 1 | A |
| 09/17 | 16 | 10 | North Carolina..... | L | 0 | 1 | H |
| 09/21 | 23 | - | Louisville..... | W | 2 | 1 | A |
| 09/24 | 23 | - | Virginia Tech..... | W | 2 | 0 | A |
| 09/29 | 21 | - | NC State..... | W | 1 | 0 | A |
| 10/05 | 16 | - | Boston College..... | W | 3 | 0 | H |
| 10/08 | 16 | 4 | Duke..... | L | 0 | 2 | A |
| 10/12 | 16 | 10 | Florida..... | W | 2 | 0 | A |
| 10/15 | 16 | 22 | Wake Forest..... | L | 1 | 2 | A |
| 10/19 | 18 | - | Notre Dame..... | L | 3 | 4 | H |
| 10/22 | 18 | - | Pitt..... | W | 2 | 1 | H |
| 10/26 | 23 | - | Clemson..... T (2ot) | W | 2 | 2 | A |
| 10/29 | 23 | 4 | North Carolina**..... | L | 1 | 2 | N |
| 11/10 | - | - | Ole Miss*..... | W | 5 | 0 | H |
| 11/17 | - | - | Arizona**..... | W | 2 | 0 | N |
| 11/19 | - | - | Stanford**..... | L | 0 | 1 | A |

BOLD = ACC Regular Season; ^ACC Tournament, Cary, NC; *NCAA Tournament, Tallahassee, FL; **NCAA Tournament, Palo Alto, CA

| TEAM STATISTICS | FSU | OPP |
|-----------------------------|---------|--------|
| Goals-Shot attempts..... | 43-297 | 21-194 |
| Goals scored average..... | 2.05 | 1.00 |
| Shot pct..... | 145 | 108 |
| Shots on goal-Attempts..... | 139-297 | 86-194 |
| SOG pct..... | 468 | 443 |
| Shots/Game..... | 14.1 | 9.2 |
| Assists..... | 39 | 17 |

| GOAL BREAKDOWN | |
|------------------|----|
| Total Goals..... | 43 |
| Penalty..... | 5 |
| Unassisted..... | 8 |
| Overtime..... | 0 |

| CORNER KICKS | |
|--------------------|-----|
| CORNER KICKS..... | 111 |
| PENALTY KICKS..... | 5-6 |
| PENALTIES | |
| Yellow cards..... | 8 |
| Red cards..... | 0 |

KEY: NSCAA = National Soccer Coaches Association of America; ST = Soccer Times; SA = Soccer America; TDS = TopDrawerSoccer

| DATE | RANKS | FSU | OPP | W/L/T | FSU | OPP | SITE |
|-------|-------|-----|-----------------------|-------|------|------|------|
| 08/16 | 10 | RV | Vanderbilt..... | W | 1 | 0 | H |
| 08/19 | 10 | - | Troy..... | W | 5 | 0 | H |
| 08/23 | 6 | - | Wisconsin..... | W | 3 | 0 | A |
| 08/26 | 6 | - | Middle Tennessee..... | W | 3 | 0 | H |
| 08/31 | 4 | 7 | USC..... T (2ot) | W | 0 | 0 | H |
| 09/02 | 4 | 2 | UCLA..... | W | 4 | 1 | H |
| 09/07 | 3 | - | Florida..... | W | 1 | 0 | H |
| 09/09 | 3 | - | South Alabama..... | W | 2 | 0 | H |
| 09/14 | 2 | 6 | North Carolina..... | L | 0 | 1 | H |
| 09/20 | 7 | - | Virginia Tech..... | W | 3 | 0 | H |
| 09/23 | 7 | RV | Boston College..... | L | 1 | 2 | A |
| 09/27 | 10 | - | Notre Dame..... | W | 4 | 0 | A |
| 10/04 | 10 | - | Clemson..... | L | 0 | 1 | H |
| 10/07 | 10 | RV | Wake Forest..... | W | 2 | 1 | H |
| 10/12 | 13 | RV | NC State..... T (2ot) | W | 1 | 1 | H |
| 10/18 | 14 | - | Pitt..... | W | 4 | 0 | A |
| 10/21 | 24 | 6 | Virginia..... | W | 2 | 0 | A |
| 10/25 | 9 | - | Miami..... L (ot) | W | 0 | 1 | A |
| 10/28 | 9 | 5 | Duke**..... | W | 1 | 0 | A |
| 11/02 | 7 | 11 | Virginia**..... | W | 3 | 1 | N |
| 11/04 | 7 | 3 | North Carolina**..... | W | 3 | 2 | N |
| 11/09 | 5 | - | Loyola Chicago*..... | W | 1 | 0 | H |
| 11/16 | 5 | 20 | USF*..... | W | 3 | 1 | H |
| 11/18 | 5 | 6 | USC*..... T (5-4 PKs) | W | 1(5) | 1(4) | H |
| 11/23 | 5 | 14 | Penn State*..... | W | 1 | 0 | H |
| 11/30 | 5 | 1 | Stanford**..... | W | 2 | 0 | N |
| 12/02 | 5 | 3 | North Carolina**..... | W | 1 | 0 | N |

BOLD = ACC Regular Season; ^ACC Tournament, Cary, NC; *NCAA Tournament, Tallahassee, FL; **NCAA Tournament, Cary, N.C.

| TEAM STATISTICS | FSU | OPP |
|-----------------------------|---------|--------|
| Goals-Shot attempts..... | 52-456 | 13-162 |
| Goals scored average..... | 1.93 | 0.48 |
| Shot pct..... | 114 | 182 |
| Shots on goal-Attempts..... | 207-456 | 63-162 |
| SOG pct..... | 454 | 389 |
| Shots/Game..... | 16.9 | 6.0 |
| Assists..... | 35 | 8 |

| GOAL BREAKDOWN | |
|------------------|----|
| Total Goals..... | 52 |
| Penalty..... | 3 |
| Unassisted..... | 17 |
| Overtime..... | 0 |

| CORNER KICKS | |
|--------------------|-----|
| CORNER KICKS..... | 162 |
| PENALTY KICKS..... | 3-4 |
| PENALTIES | |
| Yellow cards..... | 11 |
| Red cards..... | 0 |

KEY: NSCAA = National Soccer Coaches Association of America; ST = Soccer Times; SA = Soccer America; TDS = TopDrawerSoccer

* denotes ACC Champions; ** denotes National Champions

| DATE | RANKS | FSU | OPP | W/L/T | FSU | OPP | SITE |
|-------|-------|-----|----------------------------|-------|-----|-----|------|
| 8/22 | 1 | RV | TCU..... | W | 2 | 0 | H |
| 8/25 | 1 | 16 | Wisconsin..... | W | 1 | 0 | H |
| 8/29 | 1 | 4 | UCLA..... | L | 1 | 2 | N |
| 9/1 | 1 | 5 | USC..... L (ot) | W | 2 | 3 | A |
| 9/6 | 6 | - | Florida..... | W | 2 | 1 | H |
| 9/8 | 6 | - | Samford..... | W | 6 | 0 | H |
| 9/12 | 6 | 24 | Colorado..... W (ot) | W | 3 | 2 | H |
| 9/15 | 6 | - | Villanova..... | W | 5 | 0 | A |
| 9/19 | 6 | - | Boston College..... | W | 5 | 4 | H |
| 9/26 | 6 | 9 | Clemson..... | W | 2 | 1 | A |
| 9/29 | 6 | - | Syracuse..... | W | 1 | 0 | A |
| 10/5 | 6 | - | Pitt..... | W | 1 | 0 | H |
| 10/10 | 5 | 20 | Virginia Tech..... W (2ot) | W | 3 | 2 | A |
| 10/13 | 5 | 1 | Virginia..... L (2ot) | W | 0 | 1 | H |
| 10/18 | 5 | - | Miami..... | W | 3 | 0 | H |
| 10/24 | 5 | 3 | North Carolina..... L | W | 0 | 2 | A |
| 10/27 | 5 | - | Wake Forest..... | W | 2 | 1 | A |
| 10/31 | 5 | 9 | Duke..... | W | 1 | 0 | H |
| 11/3 | 5 | 22 | Clemson^..... | W | 2 | 1 | H |
| 11/8 | 5 | 1 | Virginia**..... L (ot) | W | 1 | 2 | N |
| 11/16 | 5 | - | South Alabama*..... | W | 2 | 0 | H |
| 11/22 | 5 | 16 | Brown*..... | W | 2 | 0 | H |
| 11/24 | 5 | 17 | USF*..... | W | 2 | 1 | H |
| 11/29 | 5 | 7 | UCLA*..... | L | 0 | 4 | H |

BOLD = ACC Regular Season; ^ACC Tournament, Tallahassee, Fla.; **ACC Tournament, Cary, NC; *NCAA Tournament, Tallahassee, FL

| TEAM STATISTICS | FSU | OPP |
|-----------------------------|---------|--------|
| Goals-Shot attempts..... | 49-390 | 27-147 |
| Goals scored average..... | 2.04 | 1.13 |
| Shot pct..... | 126 | 182 |
| Shots on goal-Attempts..... | 171-390 | 82-148 |
| SOG pct..... | 438 | 554 |
| Shots/Game..... | 16.3 | 6.2 |
| Assists..... | 44 | 24 |

| GOAL BREAKDOWN | |
|------------------|----|
| Total Goals..... | 49 |
| Penalty..... | 6 |
| Unassisted..... | 12 |
| Overtime..... | 3 |

| CORNER KICKS | |
|--------------------|-----|
| CORNER KICKS..... | 128 |
| PENALTY KICKS..... | 6-6 |
| PENALTIES | |
| Yellow cards..... | 14 |
| Red cards..... | 1 |

KEY: TDS = TopDrawerSoccer

| DATE | RANKS | FSU | OPP | W/L/T | FSU | OPP | SITE |
|-------|-------|-----|----------------------|-------|-------|-----|------|
| 9/17 | - | - | Notre Dame..... | W | 5 | 0 | H |
| 9/20 | - | - | Louisville..... | W | 1 | 0 | H |
| 10/1 | 2 | - | Virginia Tech..... | W | 4 | 0 | A |
| 10/4 | 2 | - | Wake Forest..... | W | 4 | 0 | A |
| 10/15 | 2 | - | Pittsburgh..... | W | 4 | 1 | A |
| 10/18 | 2 | 11 | Virginia..... | W | 4 | 3 | A |
| 10/29 | 2 | 5 | Duke..... | W | 1 | 0 | H |
| 11/1 | 2 | 3 | Clemson..... | W | 2 | 0 | H |
| 11/10 | 2 | 12 | Notre Dame^..... | W | 2 | 0 | N |
| 11/13 | 2 | 6 | Duke^..... | W | 4 | 0 | N |
| 11/15 | 2 | 1 | North Carolina^..... | W | 3 | 2 | N |
| 5/1 | 1 | - | Milwaukee*..... | W | 3 | 0 | N |
| 5/5 | 1 | 11 | Penn State*..... | W | 3 | 1 | N |
| 5/9 | 1 | 9 | Duke*..... T | 0 (4) | 0 (1) | N | |
| 5/13 | 1 | 8 | Virginia**..... T | 0 (3) | 0 (0) | N | |
| 5/17 | 1 | 11 | Santa Clara**..... L | 1 (1) | 1 (4) | N | |

BOLD = ACC Regular Season; ^ACC Tournament, Cary, NC; *NCAA Tournament, Cary, N.C.; **College Cup, Cary, N.C.

| TEAM STATISTICS | FSU | OPP |
|-----------------------------|---------|-------|
| Goals-Shot attempts..... | 41-273 | 8-67 |
| Goals scored average..... | 2.56 | 0.50 |
| Shot pct..... | 150 | 119 |
| Shots on goal-Attempts..... | 118-273 | 38-67 |
| SOG pct..... | 432 | 567 |
| Shots/Game..... | 17.1 | 4.2 |
| Assists..... | 30 | 5 |

| GOAL BREAKDOWN | |
|------------------|----|
| Total Goals..... | 41 |
| Penalty..... | 2 |
| Overtime..... | 0 |

| CORNER KICKS | |
|--------------------|-----|
| CORNER KICKS..... | 98 |
| PENALTY KICKS..... | 2-2 |
| PENALTIES | |
| Yellow cards..... | 8 |
| Red cards..... | 0 |

SEASON RECAPS

2021..... (22-1-2, 7-1-2)

H 12-1-0 • A 6-1-1 • N 4-0-0

HEAD COACH MARK KRIKORIAN

FINAL RANKING: UNITED SOCCER COACHES - 1



| DATE | RANKS FSU | OPP | W/L/T | FSU | OPP | SITE | |
|-------|-----------|-----|----------------------------|-----|-------|---------|---|
| 8/19 | 1 | 9 | Texas A&M..... | W | 1 | 0 | H |
| 8/22 | 1 | - | Alabama..... | W | 4 | 0 | H |
| 8/26 | 1 | - | South Alabama..... | W | 4 | 0 | H |
| 8/29 | 1 | - | Colorado..... | W | 2 | 1 | A |
| 9/2 | 1 | - | Florida..... | W | 5 | 2 | A |
| 9/9 | 1 | - | Florida Gulf Coast..... | W | 4 | 0 | H |
| 9/12 | 1 | 10 | Auburn..... | W | 2 | 1 | A |
| 9/19 | 1 | - | Boston College..... | W | 4 | 1 | H |
| 9/23 | 1 | - | Pitt..... | W | 5 | 0 | H |
| 9/26 | 1 | - | Louisville..... | W | 3 | 0 | A |
| 10/1 | 1 | - | Clemson..... | W | 4 | 1 | A |
| 10/7 | 1 | - | Syracuse..... | W | 5 | 0 | H |
| 10/10 | 1 | - | Miami..... | W | 4 | 1 | H |
| 10/15 | 1 | - | Virginia Tech..... | W | 2 | 0 | A |
| 10/21 | 1 | 7 | North Carolina..... | T | 2 | 2 (20T) | A |
| 10/24 | 1 | 6 | Duke..... | L | 0 | 1 | A |
| 10/28 | 3 | 1 | Virginia..... | T | 1 | 1 (20T) | H |
| 11/5 | 2 | 25 | *Wake Forest..... | W | 2 | 1 (0T) | N |
| 11/7 | 2 | 1 | *Virginia..... | W | 1 | 0 | N |
| 11/12 | 1 | - | *South Alabama..... | W | 3 | 0 | H |
| 11/19 | 1 | 25 | *SMU..... | W | 5 | 1 | H |
| 11/21 | 1 | 19 | *Pepperdine..... | W | 1 | 0 | H |
| 11/26 | 1 | 9 | *Michigan..... | W | 1 | 0 (0T) | H |
| 12/3 | 1 | 5 | **Rutgers..... | W | 1 | 0 | N |
| 12/6 | 1 | 13 | **BYU..... | W | 0 (4) | 0 (3) | N |

BOLD = ACC Regular Season; ^ACC Tournament, Cary, NC; *NCAA Tournament, Tallahassee, FL; **College Cup, Santa Clara, Calif.

TEAM STATISTICS

SHOT STATISTICS.....FSU.....OPP

| | | |
|-----------------------------|---------|--------|
| Goals-Shot attempts..... | 66-394 | 13-125 |
| Goals scored average..... | 2.64 | .52 |
| Shot pct..... | .188 | .104 |
| Shots on goal-Attempts..... | 184-194 | 52-125 |
| SOG pct..... | .467 | .416 |
| Shots/Game..... | 15.76 | 5.0 |
| Assists..... | 62 | 11 |

GOAL BREAKDOWN

| | | |
|------------------|----|----|
| Total Goals..... | 66 | 13 |
| Penalty..... | 4 | 2 |
| Unassisted..... | 4 | 2 |
| Overtime..... | 2 | 0 |

CORNER KICKS.....159.....53

PENALTY KICKS.....4-5.....2-2

PENALTIES

| | | |
|-------------------|----|----|
| Yellow cards..... | 17 | 21 |
| Red cards..... | 0 | 0 |

NCAA TOURNAMENT HISTORY

2000 (2-1-0)

JACKSONVILLE 1

#14 FLORIDA STATE 4

Nov. 8, 2000, Tallahassee, FL

ATTENDANCE: 867

| | | | |
|-----------------|---|---|-----|
| Goals by period | 1 | 2 | Tot |
| Jacksonville | 0 | 1 | 1 |
| Florida State | 0 | 4 | 4 |

SCORING SUMMARY

| | | | |
|---|-------|-----|--|
| 1 | 49:20 | FSU | Amber Tollefson (April Murphy; Emma Breland) |
| 2 | 54:33 | FSU | Emma Breland (Rachael Watkin) |
| 3 | 71:20 | FSU | Kristin Boyce (unassisted) |
| 4 | 71:42 | JU | Erika Chapman (unassisted) |
| 5 | 82:29 | FSU | Cindy Schofield (Emma Breland) |

Shots: Jacksonville 7, Florida State 20

Saves: Jacksonville 9 (Melissa Cancio 9), Florida State 5 (Sarah Crawford 5)

NOTES: Florida State records first-ever NCAA Tournament win.

#14 FLORIDA STATE 2

#11 FLORIDA 1

Nov. 12, 2000, Gainesville, FL

ATTENDANCE: 1,763

| | | | |
|-----------------|---|---|-----|
| Goals by period | 1 | 2 | Tot |
| Florida State | 1 | 1 | 2 |
| Florida | 1 | 0 | 1 |

SCORING SUMMARY

| | | | |
|---|-------|-----|--|
| 1 | 4:55 | FSU | Rachael Watkin (Cindy Schofield; Summer Corum) |
| 2 | 6:29 | UF | Robin Fulton (unassisted) |
| 3 | 47:55 | FSU | Summer Corum (Marte Vik Edvardsen) |

Shots: Florida State 8, Florida 16

Saves: Florida State 6 (Sarah Crawford 6), Florida 2 (Jordan Kellgren 2; TEAM 1)

NOTES: Florida State advance to first ever Sweet 16 with second win of the year against UF.

#16 FLORIDA STATE 0

#5 CLEMSON 2

Nov. 17, 2000, Clemson, SC

ATTENDANCE: 1,361

| | | | |
|-----------------|---|---|-----|
| Goals by period | 1 | 2 | Tot |
| Florida State | 0 | 0 | 0 |
| Clemson | 1 | 1 | 2 |

SCORING SUMMARY

| | | | |
|---|-------|----|--|
| 1 | 39:11 | CU | Tatum Clowney (Julie Augustyniak) |
| 2 | 63:48 | CU | Allison Mitchell (Heather Beem; Leigh Clark) |

Shots: Florida State 2, Clemson 21

Saves: Florida State 9 (Sarah Crawford 9), Clemson 2 (Katie Carson 2)

NOTES: Season ends in Sweet 16 in Florida State's first-ever NCAA Tournament appearance.

2001 (1-1-0)

#16 FLORIDA STATE 1

AUBURN 0

Nov. 16, 2001, Clemson, SC

ATTENDANCE: 720

| | | | |
|-----------------|---|---|-----|
| Goals by period | 1 | 2 | Tot |
| Florida State | 0 | 1 | 1 |
| Auburn | 0 | 0 | 0 |

SCORING SUMMARY

| | | | |
|---|-------|-----|---|
| 1 | 58:01 | FSU | Camie Bybee (10) (Jez Ratliff; Maren Vik Edvardsen) |
|---|-------|-----|---|

Shots: Auburn 9, Florida State 13

Saves: Auburn 5 (Megan Rivera 4; TEAM 1), Florida State 2 (Kerry York 2)

NOTES: Florida State wins opening round NCAA Tournament game for second straight year.

#16 FLORIDA STATE 0

#18 CLEMSON 1

Nov. 18, 2001, Clemson, SC

ATTENDANCE: 986

| | | | |
|-----------------|---|---|-----|
| Goals by period | 1 | 2 | Tot |
| Florida State | 0 | 0 | 0 |
| Clemson | 0 | 1 | 1 |

SCORING SUMMARY

| | | | |
|---|-------|----|-------------------------------------|
| 1 | 75:24 | CU | Paige Ledford (10) (Lindsay Browne) |
|---|-------|----|-------------------------------------|

Shots: Florida State 11, Clemson 8

Saves: Florida State 3 (Kerry York 3), Clemson 4 (Katie Carson 2; TEAM 2)

NOTES: Clemson ends Florida State's NCAA Tournament run for the second year in a row.

2002 (2-1-0)

OLE MISS 0

#21 FLORIDA STATE 2

Nov. 15, 2002, Tallahassee, FL

ATTENDANCE: 972

| | | | |
|-----------------|---|---|-----|
| Goals by period | 1 | 2 | Tot |
| Ole Miss | 0 | 0 | 0 |
| Florida State | 1 | 1 | 2 |

SCORING SUMMARY

| | | | |
|---|-------|-----|-----------------------------------|
| 1 | 41:26 | FSU | Cindy Schofield (Penalty kick) |
| 2 | 71:40 | FSU | Jez Ratliff (6) (Cindy Schofield) |

Shots: Ole Miss 16, Florida State 12

Saves: Ole Miss 4 (Brittany Gillespie 4), Florida State 5 (Kerry York 5)

NOTES: Seminoles remain undefeated in NCAA Tournament openers at 3-0.

AUBURN 1

#21 FLORIDA STATE 2

Nov. 17, 2002, Tallahassee, FL

ATTENDANCE: 685

| | | | |
|-----------------|---|---|-----|
| Goals by period | 1 | 2 | Tot |
| Auburn | 0 | 1 | 1 |
| Florida State | 1 | 1 | 2 |

SCORING SUMMARY

| | | | |
|---|-------|-----|--|
| 1 | 18:14 | FSU | Camie Bybee (5) (Cindy Schofield) |
| 2 | 63:34 | AUB | Christina Culver (9) (Sarah Steinmann) |
| 3 | 86:19 | FSU | Cindy Schofield (15) (Jenny Garcia; Leah Gallegos) |

Shots: Auburn 3, Florida State 10

Saves: Auburn 6 (Rivera, Megan 5; TEAM 1), Florida State 1 (Kerry York 1)

NOTES: Florida State advances to second Sweet 16 in the last three seasons.

#21 FLORIDA STATE 0

#4 CONNECTICUT 1

Nov. 24, 2002, Storrs, CT

ATTENDANCE: 1,199

| | | | |
|-----------------|---|---|-----|
| Goals by period | 1 | 2 | Tot |
| Florida State | 0 | 0 | 0 |
| Connecticut | 1 | 0 | 1 |

SCORING SUMMARY

| | | | |
|---|------|-------|---|
| 1 | 1:10 | UConn | Brittany Barakat (11) (Jennifer Sullivan) |
|---|------|-------|---|

Shots: Florida State 10, Connecticut 8

Saves: Florida State 2 (Kerry York 1; Team 1), Connecticut 6 (Maria Yatrakis 5; TEAM 1)

NOTES: Seminoles held without a goal for the first time in 22 matches.



FSU DEFEATS JACKSONVILLE FOR THE SCHOOL'S FIRST VICTORY IN THE NCAA TOURNAMENT IN 2000.

NCAA TOURNAMENT HISTORY

2003 (4-1-0)
DARTMOUTH 0
#6 FLORIDA STATE 5
 Nov. 14, 2003, Tallahassee, FL
 ATTENDANCE: 1,003

| Goals by period | 1 | 2 | Tot |
|-----------------|---|---|-----|
| Dartmouth | 0 | 0 | 0 |
| Florida State | 1 | 4 | 5 |

SCORING SUMMARY
 1 9:36 FSU Julia Schnugg (6) (Teresa Rivera; Leah Gallegos)
 2 63:19 FSU Camie Bybee (7) (unassisted)
 3 71:05 FSU India Trotter (2) (Leah Gallegos)
 4 74:32 FSU Camie Bybee (8) (Jez Ratliff)
 5 76:53 FSU Rachel McDowell (1) (Jez Ratliff; Amber Tollefson)

Shots: Dartmouth 9, Florida State 18
 Saves: Dartmouth 4 (Marbarger, Anne 4), Florida State 4 (Joy McKenzie 4)

NOTES: The five goals were the most ever scored by Florida State in an NCAA Tournament game.

#16 AUBURN 1
#6 FLORIDA STATE 2
 Nov. 16, 2003, Tallahassee, FL
 ATTENDANCE: 1,006

| Goals by period | 1 | 2 | OT | O2 | Tot |
|-----------------|---|---|----|----|-----|
| Auburn | 1 | 0 | 0 | 0 | 1 |
| Florida State | 0 | 1 | 0 | 1 | 2 |

SCORING SUMMARY
 1 29:08 AUB Sarah Steinmann (12) (Kellie Evans; Lindsay Giblin)
 2 45:34 FSU Amber Tollefson (4) (India Trotter)
 3 101:04 FSU Leah Gallegos (17) (Amber Tollefson)

Shots: Auburn 12, Florida State 18
 Saves: Auburn 5 (Megan Rivera 5), Florida State 3 (Joy McKenzie 3)

NOTES: Gallegos' golden goal is the first ever for Florida State in the NCAA Tournament and ties Gallegos with Cindy Schofield for the single season record (17).

#6 FLORIDA STATE 3
#9 WEST VIRGINIA 2
 Nov. 23, 2003, Morgantown, WV
 ATTENDANCE: 847

| Goals by period | 1 | 2 | OT | O2 | Tot |
|-----------------|---|---|----|----|-----|
| Florida State | 2 | 0 | 0 | 1 | 3 |
| West Virginia | 0 | 2 | 0 | 0 | 2 |

SCORING SUMMARY
 1 13:48 FSU Kelly Rowland (5) (Rachel McDowell; Jez Ratliff)
 2 21:30 FSU Katie Beal Penalty kick
 3 46:32 WVU Lisa Zanti (5) (Lisa Stoia)
 4 87:21 WVU Leslie Barden (6) (Ashley Weimer)
 5 109:39 FSU Leah Gallegos (18) (Katie Beal; Jez Ratliff)

Shots: Florida State 20, West Virginia 20
 Saves: Florida State 4 (Joy McKenzie 4), West Virginia 8 (Lana Bannerman 8)

NOTES: Gallegos' second straight golden goal sends FSU to its first ever Elite Eight.

#6 FLORIDA STATE 2
#7 FLORIDA 1
 Nov. 28, 2003, Gainesville, FL
 ATTENDANCE: 3,432

| Goals by period | 1 | 2 | Tot |
|-----------------|---|---|-----|
| Florida State | 0 | 2 | 2 |
| Florida | 0 | 1 | 1 |

SCORING SUMMARY
 1 56:11 FSU Kelly Rowland (6) (Katie Beal)
 2 68:18 FSU Jez Ratliff (5) (Amber Tollefson)
 3 87:09 UF Megan McMillan (4) (Melanie Booth)

Shots: Florida State 14, Florida 8



2003 SEMINOLES AT THE COLLEGE CUP IN CARY, N.C.

Saves: Florida State 2 (Joy McKenzie 2), Florida 5 (Brittini Goodwin 5)
 NOTES: Florida State wins its fourth game against UF school's first ever College Cup.

#18 CONNECTICUT 2
#6 FLORIDA STATE 0
 Dec. 5, 2003, Cary, NC (College Cup)
 ATTENDANCE: 8,267

| Goals by period | 1 | 2 | Tot |
|-----------------|---|---|-----|
| Connecticut | 0 | 2 | 2 |
| Florida State | 0 | 0 | 0 |

SCORING SUMMARY
 1 62:03 UConn Kristen Graczyk (19) (Jessica Gjertsen)
 2 81:53 UConn Kristen Graczyk (20) (Jessica Gjertsen; Kathleen Frank)

Shots: Connecticut 13, Florida State 20
 Saves: Connecticut 5 (Erin Rice 4; TEAM 1), Florida State 2 (Joy McKenzie 2)

NOTES: Connecticut ends Florida State's season for the second straight year and is the first team other than UNC to beat Florida State in a month.

2004 (0-0-1)

#17 FLORIDA STATE 0
BOSTON COLLEGE 0
 Nov. 12, 2004, Gainesville, FL
 ATTENDANCE: 822

| Goals by period | 1 | 2 | OT | O2 | Tot |
|-----------------|---|---|----|----|-----|
| Florida State | 0 | 0 | 0 | 0 | 0 |
| Boston College | 0 | 0 | 0 | 0 | 0 |

Shots: Boston College 12, Florida State 10
 Saves: Boston College 2 (Katie Taylor 2), Florida State 5 (Joy McKenzie 5)

NOTES: Boston College advances on pk's, 3-1

2005 (3-1-1)

#7 FLORIDA STATE 3
FLORIDA ATLANTIC 0
 Nov. 11, 2005, Gainesville, FL
 ATTENDANCE: 362

| Goals by period | 1 | 2 | Tot |
|------------------|---|---|-----|
| Florida State | 1 | 2 | 3 |
| Florida Atlantic | 0 | 0 | 0 |

SCORING SUMMARY
 1 43:01 FSU India Trotter (Katrin Schmidt; Colette Swensen)
 2 85:51 FSU Holly Peltzer (Melissa Samokishyn)

3 89:31 FSU India Trotter (Viola Odebrecht)
 Shots: Florida Atlantic 6, Florida State 10
 Saves: Florida Atlantic 2 (Coyne, Megan 2), Florida State 0 (Ali Mims 0)
 NOTES: NCAA Tournament Opening Round

ILLINOIS 1
#7 FLORIDA STATE 2
 Nov. 13, 2005, Gainesville, FL
 ATTENDANCE: 248

| Goals by period | 1 | 2 | Tot |
|-----------------|---|---|-----|
| Illinois | 0 | 1 | 1 |
| Florida State | 1 | 1 | 2 |

SCORING SUMMARY
 1 29:21 FSU Sel Kuralay (Kelly Rowland)
 2 63:56 FSU India Trotter (unassisted)
 3 75:43 ILL Ella Masar (Laura Redmond)

Shots: Illinois 8, Florida State 20
 Saves: Illinois 4 (Rachel Frank 4), Florida State 5 (Ali Mims 5)

NOTES: NCAA Tournament Second Round

#6 CALIFORNIA 1
#11 FLORIDA STATE 2
 Nov. 20, 2005, Tallahassee, FL
 ATTENDANCE: 802

| Goals by period | 1 | 2 | Tot |
|-----------------|---|---|-----|
| California | 0 | 1 | 1 |
| Florida State | 0 | 2 | 2 |

SCORING SUMMARY
 1 49:48 FSU Kelly Rowland (3) (unassisted)
 2 85:23 FSU India Trotter (12) (Sel Kuralay)
 3 89:23 CAL Katie Ratican (3) (Tracy Hamm; Nkechi Kanu)

Shots: California 11, Florida State 8
 Saves: California 3 (Ashley Sulprizio 3), Florida State 6 (Ali Mims 6)

NOTES: NCAA Tournament Round of 16. FSU advances to quarterfinals for second time in three years.

#7 FLORIDA STATE 1
#2 NORTH CAROLINA 1
 Nov. 25, 2005, Chapel Hill, NC
 ATTENDANCE: 2,518

| Goals by period | 1 | 2 | OT | O2 | Tot |
|-----------------|---|---|----|----|-----|
| Florida State | 1 | 0 | 0 | 0 | 1 |
| North Carolina | 0 | 1 | 0 | 0 | 1 |

SCORING SUMMARY
 1 8:25 FSU India Trotter (13) (unassisted)
 2 56:26 NC Kendall Fletcher (5) (Lindsay

NCAA TOURNAMENT HISTORY

Tarpley; Heather O'Reilly)
 Shots: Florida State 7, North Carolina 31
 Saves: Florida State 18 (Ali Mims 13; Team 5), North Carolina 2 (Anna Rodenbough 2)
 NOTES: NCAA Tournament Quarterfinals. FSU advances to College Cup on penalty kicks 5-4

#7 FLORIDA STATE 0
#4 UCLA 4
 Dec. 2, 2005, College Station, TX (College Cup)
 ATTENDANCE: 6,701

| Goals by period | 1 | 2 | Tot |
|-----------------|---|---|-----|
| Florida State | 0 | 0 | 0 |
| UCLA | 2 | 2 | 4 |

SCORING SUMMARY
 1 38:08 UCLA Christina DiMartino (4) (unassisted)
 2 42:49 UCLA Danesha Adams (21) (Iris Mora)
 3 58:35 UCLA Christina DiMartino (5) (McCall Zerboni)

4 77:44 UCLA Kara Lang (17) (Stephanie Kron)
 Shots: Florida State 9, UCLA 20
 Saves: Florida State 3 (Ali Mims 3), UCLA 2 (Valerie Henderson 2)

NOTES: NCAA Division I Women's Soccer Championships Semifinal. FSU's second College Cup appearance in last three seasons.

2006 (4-1-0)
JACKSONVILLE 0
#5 FLORIDA STATE 6
 Nov. 10, 2006, Tallahassee, FL
 ATTENDANCE: 1,076

| Goals by period | 1 | 2 | Tot |
|-----------------|---|---|-----|
| Jacksonville | 0 | 0 | 0 |
| Florida State | 4 | 2 | 6 |

SCORING SUMMARY
 1 3:09 FSU Kelly Rowland (4) (Selin Kuralay; Becky Edwards)
 2 22:40 FSU Katrin Schmidt (3) (Kelly Rowland)
 3 36:38 FSU Katrin Schmidt (4) (Traia Iturregi)
 4 43:02 FSU Katrin Schmidt (5) (Kirsten van de Ven)

5 47:42 FSU Brittney Marriotti (1) (unassisted)
 6 66:28 FSU Annie Stalzer (1) (Victoria Damren)

Shots: Jacksonville 5, Florida State 36
 Saves: Jacksonville 9 (Michelle Kmiolek 9), Florida State (Ali Mims 0; Kimmy Diaz 0; Becky Thompson 0)

NOTES: FSU improves to 7-0 all-time at home in NCAA Tourney

#21 CALIFORNIA 1
#5 FLORIDA STATE 3
 Nov. 12, 2006, Tallahassee, FL
 ATTENDANCE: 825

Goals by period 1 2 Tot
 California 0 1 1
 Florida State 0 2 2

SCORING SUMMARY
 1 49:48 FSU Kelly Rowland (3) (unassisted)
 2 85:23 FSU India Trotter (12) (Sel Kuralay)
 3 89:23 CAL Katie Ratican (3) (Tracy Hamm; Nkechi Kanu)

Shots: California 11, Florida State 8
 Saves: California 3 (Ashley Sulprizio 3), Florida State 6 (Ali Mims 6)

NOTES: NCAA Tournament Round of 16. FSU advances to quarterfinals for second time in three years.

#7 FLORIDA STATE 1
#2 NORTH CAROLINA 1
 Nov. 25, 2005, Chapel Hill, NC
 ATTENDANCE: 2,518

| Goals by period | 1 | 2 | OT | O2 | Tot |
|-----------------|---|---|----|----|-----|
| Florida State | 1 | 0 | 0 | 0 | 1 |
| North Carolina | 0 | 1 | 0 | 0 | 1 |

SCORING SUMMARY
 1 8:25 FSU India Trotter (13) (unassisted)
 2 56:26 NC Kendall Fletcher (5) (Lindsay

| Goals by period | 1 | 2 | Tot |
|-----------------|---|---|-----|
| California | 0 | 1 | 1 |
| Florida State | 3 | 0 | 3 |

SCORING SUMMARY
 1 6:52 FSU Selin Kuralay (12) (unassisted)
 2 10:55 FSU India Trotter (7) (Selin Kuralay)
 3 26:27 FSU Mami Yamaguchi (6) (Toby Ranck)
 4 48:14 CAL Katie Ratican (6) (unassisted)

Shots: California 12, Florida State 16
 Saves: California 2 (Nicole Jarbo 2), Florida State 2 (Ali Mims 2)
 NOTES: FSU moves to round of 16 for third time in four years

#15 ILLINOIS 0
#5 FLORIDA STATE 1
 Nov. 19, 2006, Tallahassee, FL
 ATTENDANCE: 1,206

| Goals by period | 1 | 2 | Tot |
|-----------------|---|---|-----|
| Illinois | 0 | 0 | 0 |
| Florida State | 1 | 0 | 1 |

SCORING SUMMARY
 1 19:08 FSU Kelly Rowland (5) (Katrin Schmidt)
 Shots: Illinois 6, Florida State 9
 Saves: Illinois 4 (Lindsey Carstens 4), Florida State 1 (Ali Mims 0; Team 1)

NOTES: FSU moves to quarterfinals for 3rd time in four years; Seminoles improve to 9-0 all-time at home in NCAA's

#23 CLEMSON 1
#5 FLORIDA STATE 2
 Nov. 19, 2006, Tallahassee, FL
 ATTENDANCE: 1,754

| Goals by period | 1 | 2 | Tot |
|-----------------|---|---|-----|
| Clemson | 1 | 0 | 1 |
| Florida State | 0 | 2 | 2 |

SCORING SUMMARY
 1 30:27 CU Molly Franklin (6) (unassisted)
 2 49:17 FSU Selin Kuralay (13) (Sarah Wagenfuhr)
 3 62:43 FSU Becky Edwards (1) (unassisted)

Shots: Clemson 11, Florida State 25
 Saves: Clemson 5 (Ashley Phillips 5), Florida State 3 (Ali Mims 3)

NOTES: FSU goes to back-to-back College Cups; Seminoles have been to three of the last four College Cups

SCORING SUMMARY
 1 20:24 FSU Holly Peltzer (3) (Marissa Kazbour)
 2 66:43 FSU Kirsten van de Ven (6) (unassisted)
 3 73:27 FSU Kirsten van de Ven (7) (Mami Yamaguchi; Rachel Lim)

4 74:36 FSU Mami Yamaguchi (22) (Katrin Schmidt)
 Shots: LSU 10, Florida State 30
 Saves: LSU 6 (Valerie Vogler 6; Jackie Moseley 0), Florida State 1 (Erin McNulty 1)

NOTES: Florida State advances to the third round of the NCAA Tournament and will face Texas

#10 TEXAS 0
#14 FLORIDA STATE 4
 Nov. 23, 2007, Tallahassee, FL
 ATTENDANCE: 1,091

| Goals by period | 1 | 2 | Tot |
|-----------------|---|---|-----|
| Texas | 0 | 0 | 0 |
| Florida State | 1 | 3 | 4 |

SCORING SUMMARY
 1 37:54 FSU Sanna Talonen (14) (Katrin Schmidt)
 2 46:47 FSU Mami Yamaguchi (23) (Holly Peltzer)
 3 67:35 FSU Marissa Kazbour (3) (Mami Yamaguchi)
 4 69:53 FSU Rachel Lim (4) (Mami Yamaguchi; Lauren Switzer)

Shots: Texas 5, Florida State 29



2005 SEMINOLES AT THE COLLEGE CUP IN COLLEGE STATION, TEXAS

NCAA TOURNAMENT HISTORY



2007 SEMINOLES AT THE COLLEGE CUP IN COLLEGE STATION, TEXAS

Saves: Texas 7 (Dianna Pfenninger 4), Florida State 2 (Erin McNulty 2)
NOTES: Florida State advances to NCAA Quarterfinals for third straight year

#24 CONNECTICUT 2
#14 FLORIDA STATE 3
Nov. 30, 2007, Tallahassee, FL
ATTENDANCE: 1,703

| Goals by period | 1 | 2 | OT | O2 | Tot |
|-----------------|---|---|----|----|-----|
| Connecticut | 1 | 1 | 0 | 0 | 2 |
| Florida State | 1 | 1 | 0 | 1 | 3 |

SCORING SUMMARY
1 3:51 UConn Brittany Tegeler (3) (Meghan Schnur)
2 17:41 FSU Sanna Talonen (15) (Mami Yamaguchi)
3 57:47 UConn Annie Yi (7) (unassisted)
4 81:38 FSU Sanna Talonen (16) (Katrin Schmidt)
5 103:56 FSU Sanna Talonen (17) (Katrin Schmidt)

Shots: Connecticut 12, Florida State 23
Saves: Connecticut 10 (Stephanie Labbe 10), Florida State 4 (Erin McNulty 3; Team 1)
NOTES: Florida State advances to third straight College Cup and fourth in last five years.

#11 NOTRE DAME 2
#14 FLORIDA STATE 3
Dec. 7, 2007, College Station, TX (College Cup)
ATTENDANCE: 7,507

| Goals by period | 1 | 2 | Tot |
|-----------------|---|---|-----|
| Notre Dame | 1 | 1 | 2 |
| Florida State | 2 | 1 | 3 |

SCORING SUMMARY
1 0:15 FSU Mami Yamaguchi (24) (Amanda DaCosta)
2 14:16 ND Carrie Dew (2) (Kerri Hanks)
3 32:22 FSU Sanna Talonen (18) (Mami Yamaguchi)
4 55:32 ND Elise Weber (3) (unassisted)
5 71:30 FSU Amanda DaCosta (6) (Sanna Talonen)

Shots: Notre Dame 16, Florida State 7
Saves: Notre Dame 2 (Lauren Karas 2), Florida State 5 (Erin McNulty 5)

NOTES: FSU wins first College Cup game in school history

#14 FLORIDA STATE 0
#9 SOUTHERN CAL 2
Dec. 9, 2007, College Station, TX (College Cup)
ATTENDANCE: 8,255

| Goals by period | 1 | 2 | Tot |
|-----------------|---|---|-----|
| Florida State | 0 | 0 | 0 |
| Southern Cal | 1 | 1 | 2 |

SCORING SUMMARY
1 24:45 USC Marihelen Tomer (5) (unassisted)
2 75:02 USC Janessa Currier (5) (unassisted)

Shots: Florida State 11, USC 8
Saves: Florida State 4 (Erin McNulty 4), USC 2 (Kristin Olsen 2)
NOTES: NCAA Division I Women's Soccer Championship Final; FSU plays in first-ever national championship game

2008 (3-1-0)
MISSISSIPPI VALLEY STATE 0
#6 FLORIDA STATE 7
Nov. 14, 2008, Auburn, AL
ATTENDANCE: 390

| Goals by period | 1 | 2 | Tot |
|--------------------------|---|---|-----|
| Mississippi Valley State | 0 | 0 | 0 |
| Florida State | 3 | 4 | 7 |

SCORING SUMMARY
1 6:55 FSU Tiffany McCarty (11) (Amanda DaCosta; Sanna Talonen)
2 10:56 FSU Sanna Talonen (15) (Rachel Lim; Katrin Schmidt)
3 25:51 FSU Sanna Talonen (16) (Julie Lancos)
4 49:25 FSU Julie Lancos (1) (Lauren Switzer)
5 61:00 FSU Lauren Switzer (5) (Jessica Price)
6 82:12 FSU Toni Pressley (4) (unassisted)
7 64:01 FSU Mariessa Kazbour (4) (Toni Pressley; Jessica Price)

Shots: Mississippi Valley State 0, Florida State 28
Saves: Mississippi Valley State 12 (Kristin Swanson 11; Team 1), Florida State 0 (Kate Milstead 0; Kimmy Diaz 0)
NOTES: NCAA Tournament Opening Round; FSU school record for goals in an NCAA Tournament game

#6 FLORIDA STATE 1
AUBURN 0
Nov. 16, 2008, Auburn, AL
ATTENDANCE: 345

| Goals by period | 1 | 2 | Tot |
|-----------------|---|---|-----|
| Florida State | 1 | 0 | 1 |
| Auburn | 0 | 0 | 0 |

SCORING SUMMARY
1 38:46 FSU Jessica Price (3) (Amanda DaCosta)

Shots: Florida State 26, Auburn 10
Saves: Florida State 6 (Kate Milstead 6), Auburn 12 (Allison Whitworth 12)

NOTES: FSU advances to third round of NCAA Tournament for fourth consecutive year and for seventh time since 2000

#10 BOSTON COLLEGE 0
#6 FLORIDA STATE 1
Nov. 22, 2008, Tallahassee, FL
ATTENDANCE: 1140

| Goals by period | 1 | 2 | Tot |
|-----------------|---|---|-----|
| Boston College | 0 | 0 | 0 |
| Florida State | 0 | 1 | 1 |

SCORING SUMMARY
1 64:32 FSU Tori Huster (4) (Sarah Wagenfuhr)

Shots: Boston College 10, Florida State 27
Saves: Boston College 10 (Jillian Mastroianni 9; Team 1), Florida State 3 (Kate Milstead 3)

NOTES: FSU remains undefeated all-time at home in postseason play running record to 15-0-0; advances to quarterfinals for fourth consecutive year and for fifth time in school history

#6 FLORIDA STATE 0
#1 NOTRE DAME 2
Nov. 28, 2008, South Bend, IN
ATTENDANCE: 2,332

| Goals by period | 1 | 2 | Tot |
|-----------------|---|---|-----|
| Florida State | 0 | 0 | 0 |
| Boston College | 1 | 1 | 2 |

SCORING SUMMARY
1 18:10 ND Jessica Schuveiller (1) (Kerri Hanks)
2 76:06 ND Taylor Knaack (5) (Kerri Hanks)

Shots: Florida State 11, Notre Dame 12
Saves: Florida State 3 (Kate Milstead 3), Notre Dame 3 (Kelsey Lysander 2; Team 1)
NOTES: NCAA Quarterfinals

2009 (3-1-0)
SOUTHEASTERN LOUISIANA 1
#6 FLORIDA STATE 4
Nov. 13, 2009, Tallahassee, FL
ATTENDANCE: 807

| Goals by period | 1 | 2 | Tot |
|------------------------|---|---|-----|
| Southeastern Louisiana | 1 | 0 | 1 |
| Florida State | 4 | 0 | 4 |

SCORING SUMMARY
1 0:57 FSU Jessica Price (13) (Lauren Switzer)
2 13:39 FSU Jessica Price (14) (Lauren Switzer)
3 19:16 SLU Maiya Cooper (14) (unassisted)
4 27:46 FSU Ella Stephan (3) (Becky Edwards)
5 43:21 FSU Breezy Hupp (2) (Alex Crown)

Shots: SE Louisiana 5, Florida State 22
Saves: SE Louisiana 4 (Lacey Bockhaus 2; Team 2), Florida State 1 (Erin McNulty 1)

CALIFORNIA 0
#6 FLORIDA STATE 3
Nov. 15, 2009, Tallahassee, FL
ATTENDANCE: 962

| Goals by period | 1 | 2 | Tot |
|-----------------|---|---|-----|
| California | 0 | 0 | 0 |
| Florida State | 2 | 1 | 3 |

SCORING SUMMARY
1 33:03 FSU Jessica Price (15) (Amanda DaCosta)
2 40:18 FSU Tiffany McCarty (17) (A. DaCosta)
3 73:12 FSU Toni Pressley (2) (Becky Edwards; Lauren Switzer)

Shots: California 8, Florida State 8
Saves: California 2 (Gina Pellegrini 2), Florida State 5 (Erin McNulty 5)

#22 TEXAS A&M 1
#6 FLORIDA STATE 2
Nov. 20, 2009, Tallahassee, FL

ATTENDANCE: 1659

| Goals by period | 1 | 2 | OT | O2 | Tot |
|-----------------|---|---|----|----|-----|
| Texas A&M | 0 | 1 | 0 | 0 | 1 |
| Florida State | 0 | 1 | 0 | 1 | 2 |

SCORING SUMMARY
1 54:49 TAMU Rachel Shipley (unassisted)
2 64:48 FSU Lauren Switzer (2) (Casey Short)
3 107:59 FSU Jessica Price (16) (Tiffany McCarty)

Shots: Texas A&M 8, Florida State 21
Saves: Texas A&M 8 (Kristin Arnold 7; Team 1), Florida State 1 (Erin McNulty 1)

NOTES: Advances to quarterfinals for fifth consecutive year and for sixth time in school history.

#5 NOTRE DAME 2
#6 FLORIDA STATE 0
Nov. 27, 2009, Tallahassee, FL
ATTENDANCE: 2000

| Goals by period | 1 | 2 | Tot |
|-----------------|---|---|-----|
| Notre Dame | 2 | 0 | 2 |
| Florida State | 0 | 0 | 0 |

SCORING SUMMARY
1 38:35 ND Melissa Henderson (18) (unassisted)
2 39:26 ND Haley Ford (3) (Rose Augustin)

Shots: Notre Dame 14, Florida State 14
Saves: Notre Dame 5 (Nikki Weiss 5), Florida State 1 (Erin McNulty 1)

NOTES: FSU falls for the first time at home in postseason play ending a streak of 18 consecutive victories.

2010 (3-1-0)
MIDDLE TENNESSEE STATE 0
#15 FLORIDA STATE 3
Nov. 12, 2010, Tallahassee, FL
ATTENDANCE: 834

| Goals by period | 1 | 2 | Tot |
|------------------------|---|---|-----|
| Middle Tennessee State | 0 | 0 | 0 |
| Florida State | 1 | 2 | 3 |

SCORING SUMMARY
1 44:58 FSU Breezy Hupp (4) (Tori Huster)
2 50:28 FSU Casey Short (4) (unassisted)
3 59:32 FSU Casey Short (5) (Amanda DaCosta)

Shots: Middle Tennessee State 5, Florida State 15
Saves: Middle Tennessee State 4 (Rebecca Cushing 4), Florida State 4 (Kelsey Wys 4)

#25 SOUTH FLORIDA 1
#15 FLORIDA STATE 2
Nov. 12, 2010, Tallahassee, FL
ATTENDANCE: 785

| Goals by period | 1 | 2 | Tot |
|-----------------|---|---|-----|
| South Florida | 1 | 0 | 1 |
| Florida State | 1 | 1 | 2 |

SCORING SUMMARY
1 23:59 FSU Kassey Kallman (3) (Tiana Brockway)
2 44:45 USF Sharla Passariello (4) (unassisted)
3 59:47 FSU Toni Pressley (4) (Penalty Kick)

Shots: USF 5, Florida State 12
Saves: USF 4 (Nicole McClure 4), Florida State 1 (Kelsey Wys 1)

#12 MARQUETTE 0
#11 FLORIDA STATE 3
Nov. 20, 2010, Tallahassee, FL
ATTENDANCE: 981

| Goals by period | 1 | 2 | Tot |
|-----------------|---|---|-----|
| Marquette | 0 | 0 | 0 |
| Florida State | 1 | 2 | 3 |

SCORING SUMMARY
1 7:51 FSU Rachel Lim (3) (Kassey Kallman)

2 54:37 FSU Ella Stephan (1) (Pressley, Huster)
3 83:18 FSU Breezy Hupp (5) (Ines Jaurena)

Shots: Marquette 16, Florida State 12
Saves: Marquette 4 (Natalie Kulla 4), Florida State 1 (Kelsey Wys 5; Team 2)

#11 FLORIDA STATE 0
#1 STANFORD 5
Nov. 26, 2010, Palo Alto, CA
ATTENDANCE: 2135

| Goals by period | 1 | 2 | Tot |
|-----------------|---|---|-----|
| Florida State | 0 | 0 | 0 |
| Stanford | 1 | 4 | 5 |

SCORING SUMMARY
1 30:44 STAN Mariah Noguera (5) (Chrsten Press; Alina Garciamendez)
2 55:35 STAN Lindsay Taylor (10) (Camille Levin)
3 59:25 STAN Christen Press (26) (Annie Case)
4 77:34 STAN Teresa Noyola (10) (Kristy Zurmuhlen)
5 85:14 STAN Marjani Hing-Glover (4) (Morgan Redman)

Shots: Stanford 22, Florida State 6
Saves: Stanford 0 (Emily Oliver 0), Florida State 1 (Kelsey Wys 10)

2011 (4-1-0)
SAMFORD 0
#9 FLORIDA STATE 2
Nov. 11, 2011, Tallahassee, FL
ATTENDANCE: 1035

| Goals by period | 1 | 2 | Tot |
|-----------------|---|---|-----|
| Samford | 0 | 0 | 0 |
| Florida State | 0 | 2 | 2 |

SCORING SUMMARY
1 57:34 FSU Janice Cayman (6) (Tiffany McCarty; Jessica Price)
2 64:58 FSU Tiana Brockway (2) (unassisted)

Shots: Samford 1, Florida State 28
Saves: Samford 11 (Alyssa Whitehead 10; Team 1), Florida State 0 (Kelsey Wys 0)

PORTLAND 1
#9 FLORIDA STATE 3
Nov. 18, 2011, Memphis, TN
ATTENDANCE: 1637



2011 SEMINOLES AT THE COLLEGE CUP IN KENNESAW, GA.

| Goals by period | 1 | 2 | Tot |
|-----------------|---|---|-----|
| Portland | 0 | 1 | 1 |
| Florida State | 2 | 1 | 3 |

SCORING SUMMARY
1 8:30 FSU Janice Cayman (7) (Tiffany McCarty; Tori Huster)
2 15:01 FSU Dagny Brynjarsdottir (4) (Janice Cayman)
3 58:44 FSU Kristin Grubka (3) (Katie Riley; Tiana Brockway)
4 84:25 POR Taylor Brooke (1) (unassisted)

Shots: Portland 8, Florida State 14
Saves: Portland 4 (Hailee DeYoung 4), Florida State 4 (Kelsey Wys 4)

LOUISVILLE 0
#9 FLORIDA STATE 2
Nov. 20, 2011, Memphis, TN
ATTENDANCE: 101

| Goals by period | 1 | 2 | Tot |
|-----------------|---|---|-----|
| Louisville | 0 | 0 | 0 |
| Florida State | 1 | 1 | 2 |

SCORING SUMMARY
1 23:56 FSU Kassey Kallman (3) (Jessica Price)
2 78:48 FSU Tiffany McCarty (17) (Janice Cayman)

Shots: Louisville 11, Florida State 12
Saves: Louisville 4 (Chloe Kiefer 4), Florida State 2 (Kelsey Wys 2)

#8 VIRGINIA 0
#9 FLORIDA STATE 3
Nov. 25, 2011, Tallahassee, FL
ATTENDANCE: 1378

| Goals by period | 1 | 2 | Tot |
|-----------------|---|---|-----|
| Virginia | 0 | 0 | 0 |
| Florida State | 1 | 2 | 3 |

SCORING SUMMARY
1 34:45 FSU Ines Jaurena (4) (penalty kick)
2 70:56 FSU Dagny Brynjarsdottir (5) (Kassey Kallman)
3 75:14 FSU Tiffany McCarty (18) (unassisted)

Shots: Virginia 15, Florida State 13
Saves: Virginia 5 (Chantel Jones 5), Florida State 6 (Kelsey Wys 6)

NCAA TOURNAMENT HISTORY

NCAA TOURNAMENT HISTORY



2012 SEMINOLES AT THE COLLEGE CUP IN SAN DIEGO, CALIF.

Wys 6)
NOTE: FSU advances to its fifth College Cup

| | |
|-----------------------|---|
| #9 FLORIDA STATE..... | 0 |
| #1 STANFORD..... | 3 |

Dec. 2, 2011, Kennesaw, GA (College Cup)
ATTENDANCE: 9243

| | | | |
|-----------------|---|---|-----|
| Goals by period | 1 | 2 | Tot |
| Florida State | 0 | 0 | 0 |
| Stanford | 2 | 1 | 3 |

SCORING SUMMARY
1 21:13 STAN Chioma Ubogagu (10) (Teresa Noyola)
2 23:44 STAN Kristy Zurmuhlen (6) (Chioma Ubogagu; Lindsay Taylor)
3 63:45 STAN Alina Garciamendez (1) (Madeleine Thompson)

Shots: Florida State 12, Stanford 9
Saves: Florida State 0 (Kelsey Wys 0, Taylor Vancil 0), Stanford 6 (Emily Oliver 6)

2012 (4-1-0)
MISS. VALLEY STATE.....0
#4 FLORIDA STATE.....6
Nov. 9, 2012, Tallahassee, FL
ATTENDANCE: 520

| | | | |
|--------------------|---|---|-----|
| Goals by period | 1 | 2 | Tot |
| Miss. Valley State | 0 | 0 | 0 |
| Florida State | 3 | 3 | 6 |

SCORING SUMMARY
1 9:05 FSU Dagny Brynjarsdottir (8) (Kristin Grubka, Jessica Price)
2 13:04 FSU Ines Jaurena (4) (Casey Short)
3 22:11 FSU Tiffany McCarty (11) (Jamia Fields)
4 59:27 FSU Jamia Fields (2) (unassisted)
5 69:01 FSU Tiffany McCarty (12) (unassisted)
6 79:25 FSU Marta Bakowska-Mathews (1) (Carson Pickett)

Shots: Miss. Valley State 1, Florida State 39
Saves: Miss. Valley State 15 (Shelby Willcocks 12, Team 3), Florida State 0 (Kelsey Wys 0, Taylor Vancil 0)

TEXAS TECH.....2
#4 FLORIDA STATE.....3
Nov. 16, 2012, Tallahassee, FL

#15 TEXAS A&M.....0
#4 FLORIDA STATE.....4
Nov. 18, 2012, Tallahassee, FL
ATTENDANCE: 752

| | | | |
|-----------------|---|---|-----|
| Goals by period | 1 | 2 | Tot |
| Texas A&M | 0 | 0 | 0 |
| Florida State | 2 | 2 | 4 |

SCORING SUMMARY
1 16:15 FSU Isabella Schmid (1) (Jessica Price)
2 21:45 FSU Dagny Brynjarsdottir (9) (Tiffany McCarty, Ines Jaurena)
3 70:49 FSU Tiffany McCarty (15) (Dagny Brynjarsdottir)
4 75:48 FSU Jamia Fields (3) (Carson Pickett)

Shots: Texas A&M 9, Florida State 13
Saves: Texas A&M 1 (Team 1), Florida State 3 (Kelsey Wys 3, Taylor Vancil 0)

#23 NOTRE DAME.....0
#4 FLORIDA STATE.....1
Nov. 23, 2012, Tallahassee, FL
ATTENDANCE: 2019

| | | | |
|-----------------|---|---|-----|
| Goals by period | 1 | 2 | Tot |
| Notre Dame | 0 | 0 | 0 |
| Florida State | 0 | 1 | 1 |

SCORING SUMMARY
1 52:03 FSU Tiffany McCarty (16) (Dagny Brynjarsdottir, Jessica Price)

Shots: Notre Dame 14, Florida State 15
Saves: Notre Dame 4 (Elyse Hight 4), Florida State 6 (Kelsey Wys 6)
NOTE: FSU advances to its sixth College Cup

#5 PENN STATE.....2
#4 FLORIDA STATE.....1
Nov. 30, 2012, San Diego, CA (College Cup)
ATTENDANCE: 7289

| | | | | |
|-----------------|---|---|----|-----|
| Goals by period | 1 | 2 | OT | Tot |
| Penn State | 0 | 1 | 1 | 2 |
| Florida State | 0 | 1 | 0 | 1 |

SCORING SUMMARY
1 56:21 PSU Maya Hayes (16) (Mallory Weber)
2 89:19 FSU Tiffany McCarty (17) (Kristin



2013 SEMINOLES AT THE COLLEGE CUP IN CARY, N.C.

Grubka)
3 91:12 PSU Christine Nairn (17) (Maddy Evans)
Shots: Penn State 10, Florida State 14
Saves: Penn State 3 (Erin McNulty 3), Florida State 4 (Kelsey Wys 4)

2013 (5-1-0)
SOUTH ALABAMA.....0
#3 FLORIDA STATE.....5
Nov. 15, 2013, Tallahassee, FL
ATTENDANCE: 813

| | | | |
|-----------------|---|---|-----|
| Goals by period | 1 | 2 | Tot |
| South Alabama | 0 | 0 | 0 |
| Florida State | 3 | 2 | 5 |

SCORING SUMMARY
1 8:27 FSU Carson Pickett (3) (Berglind Thorvaldsdottir)
2 15:39 FSU Kasey Kallman (1) (Megan Campbell)
3 20:11 FSU Megan Campbell (1) (unassisted)
4 46:09 FSU Carson Pickett (4) (unassisted)
5 89:17 FSU Nora Kervroedan (3) (Megan Campbell, Marta Bakowska-

Mathews)
Shots: South Alabama 3, Florida State 20
Saves: South Alabama 7 (Melissa Drish 7), Florida State 2 (Kelsey Wys 2)

#22 OLE MISS.....1
#3 FLORIDA STATE.....3
Nov. 21, 2013, Tallahassee, FL
ATTENDANCE: 852

| | | | |
|-----------------|---|---|-----|
| Goals by period | 1 | 2 | Tot |
| Ole Miss | 0 | 1 | 1 |
| Florida State | 2 | 1 | 3 |

SCORING SUMMARY
1 26:03 FSU Dagny Brynjarsdottir (11) (Jamia Fields)
2 40:55 FSU Isabella Schmid (2) (Jamia Fields)
3 69:58 UM Gretchen Harknett (1) (unassisted)
4 77:40 FSU Dagny Brynjarsdottir (12) (Megan Campbell)

Shots: Ole Miss 3, Florida State 16
Saves: Ole Miss 5 (Kelly McCormick 5), Florida State 1 (Kelsey Wys 1)

COLORADO.....0
#3 FLORIDA STATE.....4
Nov. 23, 2013, Tallahassee, FL
ATTENDANCE: 813

| | | | |
|-----------------|---|---|-----|
| Goals by period | 1 | 2 | Tot |
| Colorado | 0 | 0 | 0 |
| Florida State | 3 | 1 | 4 |

SCORING SUMMARY
1 1:19 FSU Dagny Brynjarsdottir (13) (Michaela Hahn)
2 6:59 FSU Dagny Brynjarsdottir (14) (Jamia Fields, Isabella Schmid)
3 14:16 FSU Kristin Grubka (3) (Megan Campbell)
4 69:29 FSU Michaela Hahn (2) (Kasey Kallman)

Shots: Colorado 4, Florida State 24
Saves: Colorado 3 (Annie Brunner 3), Florida State 1 (Kelsey Wys 1)

BOSTON COLLEGE.....0
#1 FLORIDA STATE.....4
Nov. 29, 2012, Tallahassee, FL
ATTENDANCE: 1147

| | | | |
|-----------------|---|---|-----|
| Goals by period | 1 | 2 | Tot |
| Boston College | 0 | 0 | 0 |
| Florida State | 1 | 3 | 4 |

SCORING SUMMARY
1 35:32 FSU Kasey Kallman (2) (Marta Bakowska-Mathews,

| FSU IN THE NCAA TOURNAMENT | | FSU IN THE COLLEGE CUP | |
|----------------------------|--------------------------------|------------------------------|---------------------------|
| Appearances | 22 | College Cup Appearances | 12 |
| First Appearance | 2000 | First College Cup Appearance | 2003 |
| Last Appearance | 2021 | Last College Cup Appearance | 2021 |
| Consecutive Appearances | 22 (2000-21) | Consecutive Appearances | 5 (2011-15) |
| All-Time Record | 73-17-4 | Top Finish | First (2014, 2018 & 2021) |
| All-Time Home Record | 52-2-0 | College Cup Record | 9-9-0 |
| All-Time Away Record | 4-6-1 | FSU'S PROGRESSION CHART | |
| All-Time Neutral Record | 17-10-3 | First Round Record | 21-0-1 (.977) |
| FSU AS NATIONAL SEED | | | |
| No. 1 Seed | (9) - 2009, 2011-15, 2018 - 21 | Second Round Record | 19-2-0 (.905) |
| No. 2 Seed | (4) - 2005, 2006, 2008, 2010 | Third Round Record | 15-3-0 (.833) |
| No. 3 Seed | (2) - 2007, 2016 | Quarterfinal Record | 10-4-2 (.688) |
| No. 4 Seed | 1 - 2017 | Semifinal Record | 5-6-1 (.458) |
| No. 11 Seed | (1) - 2003 | Finals Record | 3-3-0 (.500) |

| POSTSEASON ALL-TIME RECORD vs. OPPONENTS | | | |
|--|--------------------|-------------|---------------------------------|
| TEAM | POSTSEASON RECORDS | COLLEGE CUP | POSTSEASON TEAM RECORDS CUP |
| Arizona | 1-0-0 | | Mississippi 3-0-0 |
| Auburn | 5-0-0 | | Mississippi Valley State 2-0-0 |
| Boston College | 2-0-1 | | North Carolina 1-0-1 1-0-0 |
| Brown | 1-0-0 | | Northeastern 1-0-0 |
| BYU | 1-0-0 | 1-0-0 | Notre Dame 2-3-0 1-1-0 |
| California | 3-0-0 | | Penn State 2-1-0 0-1-0 |
| UCLA | 0-3-0 | 0-2-0 | Pepperdine 1-0-0 |
| UCF | 1-0-0 | | Portland 1-0-0 |
| Clemson | 1-2-0 | | Rutgers 1-0-0 1-0-0 |
| Colorado | 1-0-0 | | Santa Clara 0-1-0 0-1-0 |
| Connecticut | 1-2-0 | 0-1-0 | Samford 2-0-0 |
| Dartmouth | 1-0-0 | | South Alabama 5-0-0 |
| Duke | 0-1-1 | 0-1-0 | SMU 1-0-0 |
| Evansville | 1-0-0 | | USC 0-0-1 |
| Florida | 2-0-0 | | USF 3-0-0 |
| Florida Atlantic | 1-0-0 | | South Carolina 1-0-0 |
| Illinois | 2-0-0 | | Southeastern Louisiana 1-0-0 |
| Jacksonville | 2-0-0 | | Southern California 0-1-0 0-1-0 |
| Kennesaw State | 1-0-0 | | Stanford 2-3-0 2-1-0 |
| LSU | 1-0-0 | | Texas 1-0-0 |
| Louisville | 1-0-0 | | Texas A&M 3-0-0 |
| Loyola Chicago | 1-0-0 | | Texas Tech 1-0-0 |
| Marquette | 1-0-0 | | Utah 0-1-0 |
| Michigan | 1-0-0 | | Virginia 2-0-1 1-0-1 |
| Middle Tenn State | 1-0-0 | | Virginia Tech 1-0-0 1-0-0 |
| Milwaukee | 1-0-0 | | West Virginia 1-0-0 |
| TOTAL | 73-17-4 | | 8-9-1 |

2 41:41 FSU Kristin Grubka (4) (Marta Bakowska-Mathews)
3 56:08 FSU Jamia Fields (4) (Dagny Brynjarsdottir, Megan Campbell)
4 78:36 VT Ashley Meier (9) (Ashley Manning, Taylor Antolino)
5 82:32 FSU Jamia Fields (5) (unassisted)

Shots: Virginia Tech 8, Florida State 9
Saves: Virginia Tech 2 (Dayle Colpitts 2), Florida State 2 (Kelsey Wys 2)

#2 UCLA.....1
#3 FLORIDA STATE.....0
Dec. 6, 2013, Cary, NC (College Cup - Finals)
ATTENDANCE: 8806

| | | | | |
|-----------------|---|---|----|-----|
| Goals by period | 1 | 2 | OT | Tot |
| UCLA | 0 | 0 | 1 | 1 |
| Florida State | 0 | 0 | 0 | 0 |

SCORING SUMMARY
1 31:16 VT Ashley Manning (5), (Kelsey

SCORING SUMMARY
1 96:41 UCLA Kodi Lavrusky (7) (Megan Oyster)

NCAA TOURNAMENT HISTORY

Shots: UCLA 18, Florida State 5
 Saves: UCLA 2 (Katelyn Rowland 2), Florida State 9 (Kelsey Wys 7, Team 2)
 NOTES: Florida State second national championship game in school history.

2014 (6-0-0) NATIONAL CHAMPIONS

SOUTH ALABAMA 0
 #2 FLORIDA STATE 5
 Nov. 14, 2014 Tallahassee, FL
 ATTENDANCE: 743

| Goals by period | 1 | 2 | Tot |
|-----------------|---|---|-----|
| South Alabama | 0 | 0 | 0 |
| Florida State | 1 | 4 | 5 |

SCORING SUMMARY

1 44:22 FSU Dagny Brynjarsdottir (15) (Megan Campbell)
 2 52:02 FSU Cheyna Williams (9) (Emma Koivisto; Megan Campbell) Carson Pickett (2) (Emma Koivisto; Dagny Brynjarsdottir)
 3 62:31 FSU B. Thorvaldsdottir (11) (Emma Koivisto; Megan Campbell) Nickolette Driesse (1) (Michaela Hahn)
 5 78:30 FSU Shots: South Alabama 2, Florida State 23
 Saves: South Alabama 5 (Sarah Hay 4, Team 1), Florida State 1 (Cassie Miller 1)

NORTHEASTERN 0

#2 FLORIDA STATE 3
 Nov. 21, 2014 Tallahassee, FL
 ATTENDANCE: 1009

| Goals by period | 1 | 2 | Tot |
|-----------------|---|---|-----|
| Northeastern | 0 | 0 | 0 |
| Florida State | 1 | 2 | 3 |

SCORING SUMMARY

1 17:09 FSU Cheyna Williams (10) (Kirsten Crowley)
 2 53:09 FSU Kirsten Crowley (1) (Megan Campbell)
 3 54:30 FSU Dagny Brynjarsdottir (16) (Isabella Schmid; Jamie Fields)

Shots: Northeastern 4, Florida State 16

Saves: Northeastern 4 (Paige Burnett 4), Florida State 3 (Cassie Miller 3)

#21 UCF 0

#2 FLORIDA STATE 1
 Nov. 23, 2014 Tallahassee, FL
 ATTENDANCE: 688

| Goals by period | 1 | 2 | Tot |
|-----------------|---|---|-----|
| UCF | 0 | 0 | 0 |
| Florida State | 0 | 1 | 1 |

SCORING SUMMARY

1 59:06 FSU Kristin Grubka (3) (Isabella Schmid; Michaela Hahn)

Shots: UCF 7, Florida State 13

Saves: UCF 2 (Connie Organ 2), Florida State 2 (Cassie Miller 2)

#18 SOUTH CAROLINA 0

#2 FLORIDA STATE 5
 Nov. 28, 2014 Tallahassee, FL
 ATTENDANCE: 1758

| Goals by period | 1 | 2 | Tot |
|-----------------|---|---|-----|
| South Carolina | 0 | 0 | 0 |
| Florida State | 2 | 3 | 5 |

SCORING SUMMARY

1 31:39 FSU B. Thorvaldsdottir (12) (Kristin Grubka)
 2 42:14 FSU Jamie Fields (2) (B. Thorvaldsdottir; Isabella Schmid)
 3 54:43 FSU Jamie Fields (3) (Carson Pickett)
 4 59:27 FSU Cheyna Williams (11) (Dagny Brynjarsdottir; Emma

Koivisto) 5 61:00 FSU Cheyna Williams (12) (Dagny Brynjarsdottir; Carson Pickett)

Shots: South Carolina 8, Florida State 17
 Saves: South Carolina 2 (Abbey Crider 2), Florida State 2 (Cassie Miller, 2)
 NOTES: FSU advances to its eighth College Cup and fourth in a row.

#2 FLORIDA STATE 2

#3 STANFORD 0
 Dec. 5, 2014 Boca Raton, FL
 ATTENDANCE: 3141

| Goals by period | 1 | 2 | Tot |
|-----------------|---|---|-----|
| Florida State | 1 | 1 | 2 |
| Stanford | 0 | 0 | 0 |

SCORING SUMMARY

1 15:27 FSU Cheyna Williams (13) (Emma Koivisto; Michaela Hahn)
 2 86:56 FSU Cheyna Williams (14) (Jamie Fields)

Shots: Florida State 11, Stanford 7
 Saves: Florida State 3 (Cassie Miller 2, Team 1), Stanford 2 (Jane Campbell 1, Team 1)
 NOTES: FSU advances to the national championship game for the third time in school history and second year in a row.

#4 VIRGINIA 0

#2 FLORIDA STATE 1
 Dec. 7, 2014 Boca Raton, FL
 ATTENDANCE: 4137

| Goals by period | 1 | 2 | Tot |
|-----------------|---|---|-----|
| Virginia | 0 | 0 | 0 |
| Florida State | 0 | 1 | 1 |

SCORING SUMMARY

1 82:50 FSU Jamie Fields (4) (Cheyna Williams)
 Shots: Virginia 7, Florida State 8
 Saves: Virginia 1 (Morgan Stearns 1), Florida State 0 (Cassie Miller 0)
 NOTES: FSU captures its first national title in school history.



KIRSTEN CROWLEY HOLDING THE 2014 NATIONAL CHAMPIONSHIP TROPHY AFTER A 1-0 VICTORY OVER VIRGINIA IN BOCA RATON, FLA.



2014 SEMINOLES AT THE COLLEGE CUP IN BOCA RATON, FLA.

NCAA TOURNAMENT HISTORY



2015 SEMINOLES AT THE COLLEGE CUP IN CARY, N.C.

2015 (4-1-0)

EVANSVILLE 0
 #2 FLORIDA STATE 3
 Nov. 13, 2015 Tallahassee, FL
 ATTENDANCE: 1240

| Goals by period | 1 | 2 | Tot |
|-----------------|---|---|-----|
| Evansville | 1 | 0 | 1 |
| Florida State | 0 | 2 | 2 |

SCORING SUMMARY

1 30:33 FSU Megan Connolly (7)
 2 42:05 FSU Berglind Thorvaldsdottir (7) (Elin Jensen)
 3 89:55 FSU Berglind Thorvaldsdottir (8) (Elin Jensen)

Shots: Evansville 3, Florida State 34
 Saves: Evansville 10 (Whitney Biggs 10, Team 1), Florida State 1 (Cassie Miller 1)

SOUTH ALABAMA 0

#2 FLORIDA STATE 5
 Nov. 20, 2015 Tallahassee, FL
 ATTENDANCE: 1487

| Goals by period | 1 | 2 | Tot |
|-----------------|---|---|-----|
| South Alabama | 0 | 0 | 0 |
| Florida State | 5 | 0 | 5 |

SCORING SUMMARY

1 1:56 FSU Megan Connolly (8) (penalty kick)
 2 4:44 FSU Cheyna Williams (9) (Isabella Schmid, Michaela Hahn)
 3 7:16 FSU Isabella Schmid (4) (Cheyna Williams, Megan Campbell)
 4 10:20 FSU Isabella Schmid (5) (Cheyna Williams)
 5 35:29 FSU Michaela Hahn (4) (Elin Jensen)

Shots: South Alabama 3, Florida State 25
 Saves: South Alabama 6 (Sarah Hay 6), Florida State 1 (Caroline Brockmeier 1)

#19 AUBURN 0

#2 FLORIDA STATE 2
 Nov. 22, 2015 Tallahassee, FL
 ATTENDANCE: 1327

| Goals by period | 1 | 2 | Tot |
|-----------------|---|---|-----|
| Auburn | 0 | 0 | 0 |
| Florida State | 2 | 0 | 2 |

SCORING SUMMARY

1 24:06 FSU Kaycie Tillman (4) (Natalia Kuikka)
 2 27:44 FSU Own Goal

Shots: Auburn 9, Florida State 22
 Saves: Auburn 8 (Sarah La Beau 8), Florida State 1 (Cassie Miller 1)

#21 TEXAS A&M 0

#2 FLORIDA STATE 5
 Nov. 27, 2015 Tallahassee, FL
 ATTENDANCE: 1934

| Goals by period | 1 | 2 | Tot |
|-----------------|---|---|-----|
| Texas A&M | 0 | 0 | 0 |
| Florida State | 2 | 3 | 5 |

SCORING SUMMARY

1 18:15 FSU Megan Connolly (9) (Cheyna Williams, Natalia Kuikka) Michaela Hahn (3) (Kaycie Tillman, Emma Koivisto)
 2 34:59 FSU Cheyna Williams (10) (Kaycie Tillman, Isabella Schmid)
 3 51:31 FSU Elin Jensen (6) (Berglind Thorvaldsdottir)
 4 68:50 FSU Elin Jensen (7) (Kaycie Tillman, Megan Campbell)
 5 74:38 FSU

Shots: Texas A&M 3, Florida State 21
 Saves: Texas A&M 3 (Danielle Rice 3), Florida State 0
 NOTES: FSU advances to its ninth College Cup and fifth in a row.

#2 FLORIDA STATE 0

#20 DUKE 2
 Dec. 4, 2015 Cary, NC
 ATTENDANCE: 11676

| Goals by period | 1 | 2 | Tot |
|-----------------|---|---|-----|
| Florida State | 0 | 0 | 0 |
| Duke | 1 | 1 | 2 |

SCORING SUMMARY

1 31:47 DU Kayla McCoy (8) (Toni Payne)
 2 89:59 DU Toni Payne (4) (unassisted)
 Shots: Florida State 16, Duke 8
 Saves: Florida State 1 (Cassie Miller 1), Duke 5 (EJ Proctor 4, Team 1)

2016 (1-1-0)

SAMFORD 0
 #10 FLORIDA STATE 3
 Nov. 12, 2016 Tallahassee, FL
 ATTENDANCE: 1377

| Goals by period | 1 | 2 | Tot |
|-----------------|---|---|-----|
| Samford | 0 | 0 | 0 |
| Florida State | 2 | 1 | 3 |

SCORING SUMMARY

1 2:41 FSU Malia Berkely (1) (Natalia Kuikka)
 2 27:32 FSU Megan Connolly (7) (Natalia Kuikka)
 3 54:32 FSU Deyna Castellanos (7) (unassisted)
 4 84:35 FSU Heidi Kollanen (1) (Natalia Kuikka, Olivia Bergau)

Shots: Samford 4, Florida State 18
 Saves: Samford 5 (Katie Peters 4, Anna Maddox 1), Florida State 1 (Cassie Miller 1)

#23 UTAH 2
 #10 FLORIDA STATE 1
 Nov. 18, 2016 Los Angeles, CA
 ATTENDANCE: 387

| Goals by period | 1 | 2 | Tot |
|-----------------|---|---|-----|
| Utah | 1 | 1 | 2 |
| Florida State | 1 | 0 | 1 |

SCORING SUMMARY

1 13:30 Utah Natalie Vukic (2) (Natalee Wells, Katie Rogers)
 2 17:40 FSU Macayla Edwards (2) (unassisted)
 3 87:16 Utah Haylee Cacciacarne (1) (unassisted)

Shots: Utah 10, Florida State 15
 Saves: Utah 7 (Judy Mathias 7), Florida State 4 (Cassie Miller 3, Team 1)

2017 (2-1-0)

OLE MISS 0
 FLORIDA STATE 5
 Nov. 10, 2017 Tallahassee, FL
 ATTENDANCE: 851

| Goals by period | 1 | 2 | Tot |
|-----------------|---|---|-----|
| Ole Miss | 0 | 0 | 0 |
| Florida State | 2 | 3 | 5 |

SCORING SUMMARY

1 3:45 FSU Deyna Castellanos (16) (Clara, Robbins)
 2 27:49 FSU Deyna Castellanos (17) (unassisted)
 3 69:20 FSU Dallas Dorosy (8) (Adrienne Richardson; Kaycie Tillman)
 4 75:05 FSU Kaycie Tillman (3) (Megan Connolly; Adrienne Richardson)
 Gabby Carle (1) (Anna Patten)

Shots: Ole Miss 7, Florida State 19
 Saves: Ole Miss 7 (Marnie Merritt 7), Florida State 2 (Cassie Miller 2)

ARIZONA 0

FLORIDA STATE 1
 Nov. 17, 2017 Palo Alto, CA
 ATTENDANCE: 379

| Goals by period | 1 | 2 | Tot |
|-----------------|---|---|-----|
| Arizona | 0 | 0 | 0 |
| Florida State | 1 | 1 | 2 |

SCORING SUMMARY

1 43:35 FSU Deyna Castellanos (18) (Kaycie Tillman)
 2 78:01 FSU Deyna Castellanos (19) (unassisted)
 Shots: Arizona 10, Florida State 12
 Saves: Arizona 5 (Lainey Burdett 5), Florida State 2 (Cassie Miller 2)

#1 STANFORD 1

FLORIDA STATE 0
 Nov. 19, 2017 Palo Alto, CA
 ATTENDANCE: 1485

| Goals by period | 1 | 2 | Tot |
|-----------------|---|---|-----|
| Stanford | 0 | 1 | 1 |
| Florida State | 0 | 0 | 0 |

SCORING SUMMARY

1 78:24 STAN Jordan Dibiasi (Tierna Davidson)
 Shots: Stanford 22, Florida State 4
 Saves: Stanford 1 (Alison Jahansouz 1), Florida State 7 (Cassie Miller 7)

NCAA TOURNAMENT HISTORY



2018 SEMINOLES AT THE COLLEGE CUP IN CARY, N.C.

2018 (5-1-0) NATIONAL CHAMPIONS

LOYOLA CHICAGO.....0
 #5 FLORIDA STATE.....1
 Nov. 09, 2018 Tallahassee, FL
 ATTENDANCE: 760

| Goals by period | 1 | 2 | Tot |
|-----------------|---|---|-----|
| Loyola Chicago | 0 | 0 | 0 |
| Florida State | 0 | 1 | 1 |

SCORING SUMMARY
 1 51:56 FSU Anna Patten (4)
 Shots: Loyola Chicago 2, Florida State 26
 Saves: Loyola Chicago 9 (Kate Moran 8, Team 1), Florida State 1 (Caroline Jeffers 1)

USF.....1
 #5 FLORIDA STATE.....3
 Nov. 16, 2018 Tallahassee, FL
 ATTENDANCE: 1,368

| Goals by period | 1 | 2 | Tot |
|-----------------|---|---|-----|
| USF | 1 | 0 | 1 |
| Florida State | 1 | 2 | 3 |

SCORING SUMMARY
 1 34:14 USF MEGRATH, Aubrey (9) (KITCHING, Katie & WAGNER, Sabrina)
 2 40:09 FSU Dallas Dorosy (5) (Gabby Carle)
 3 62:59 FSU Yujie Zhao (7)
 4 86:08 FSU Gloriana Villalobos (1) (Yujie Zhao & Kirsten Pavlisko)
 Shots: USF 3, Florida State 17
 Saves: USF 5 (MARTINEZ, Sydney 5), Florida State 1 (Caroline Jeffers 1)

#6 USC 1
 #5 FLORIDA STATE.....1
 Nov. 18, 2018 Tallahassee, FL
 ATTENDANCE: 1,479

| Goals by period | 1 | 2 | Tot |
|-----------------|---|---|-----|
| USC | 1 | 0 | 1 |
| Florida State | 0 | 1 | 1 |

SCORING SUMMARY
 1 36:42 USC Hocking, Penelope (14)
 2 64:44 FSU Dallas Dorosy (6) (Jaelin Howell & Malia Berkely)
 Shots: USC 12, Florida State 21
 Saves: USC 9 (Kaylie Collins 9), Florida State 3 (Caroline

Jeffers 3)
 #14 PENN STATE.....0
 #5 FLORIDA STATE.....1
 Nov. 23, 2018 Tallahassee, FL
 ATTENDANCE: 2,209

| Goals by period | 1 | 2 | Tot |
|-----------------|---|---|-----|
| Penn Sta | 0 | 0 | 0 |
| Florida State | 0 | 1 | 1 |

SCORING SUMMARY
 1 52:21 FSU Deyna Castellanos (10) (Kaycie Tillman & Yujie Zhao)
 Shots: Penn State 8, Florida State 28
 Saves: Penn State 4 (Amanda Dennis 4), Florida State 2 (Caroline Jeffers 2)

#5 FLORIDA STATE.....2
 #1 STANFORD.....0
 Nov. 30, 2018 Cary, N.C.
 ATTENDANCE: 10,811

| Goals by period | 1 | 2 | Tot |
|-----------------|---|---|-----|
| Florida State | 2 | 0 | 2 |
| Stanford | 0 | 0 | 0 |

SCORING SUMMARY
 1 28:04 FSU Gabby Carle (1)
 2 41:43 FSU Malia Berkely (1) (Deyna Castellanos)
 Shots: Florida State 11, Stanford 12
 Saves: Florida State 1 (Caroline Jeffers 1), Stanford 4 (Alison Jahansouz 4)

#5 FLORIDA STATE.....1
 #3 NORTH CAROLINA.....0
 Dec. 02, 2018 Cary, N.C.
 ATTENDANCE: 12,512

| Goals by period | 1 | 2 | Tot |
|-----------------|---|---|-----|
| Florida State | 0 | 1 | 1 |
| North Carolina | 0 | 0 | 0 |

SCORING SUMMARY
 1 59:53 FSU Dallas Dorosy (7) (Deyna Castellanos)
 Shots: Florida State 8, North Carolina 8
 Saves: Florida State 2 (Caroline Jeffers 2), North Carolina 2 (Samantha Leshnak 2)

2019 (3-1-0)

SOUTH ALABAMA.....0
 #5 FLORIDA STATE.....2
 Nov. 16, 2019 Tallahassee, FL
 ATTENDANCE: 1,135

| Goals by period | 1 | 2 | Tot |
|-----------------|---|---|-----|
| South Alabama | 0 | 0 | 0 |
| Florida State | 1 | 1 | 2 |

SCORING SUMMARY
 1 4:44 Kristen McFarland (6) (Jaelin Howell, Yujie Zhao)
 2 58:48 Kristen McFarland (7) (Yujie Zhao, Abbey Newton)
 Shots: South Alabama 2, Florida State 20
 Saves: South Alabama 7 (Justice Stanford 6, Team 1), Florida State 1 (Caroline Jeffers 1)

#16 BROWN.....0
 #5 FLORIDA STATE.....2
 Nov. 22, 2019 Tallahassee, FL
 ATTENDANCE: 1,231

| Goals by period | 1 | 2 | Tot |
|-----------------|---|---|-----|
| Brown | 0 | 0 | 0 |
| Florida State | 1 | 1 | 2 |

SCORING SUMMARY
 1 28:40 Kristen McFarland (8) (Abbey Newton, Deyna Castellanos)
 2 87:14 Kristen McFarland (9)
 Shots: Brown 12, Florida State 21
 Saves: Brown 7 (Kayla Thompson 7), Florida State 1 (Caroline Jeffers 1)

#17 USF.....1
 #5 FLORIDA STATE.....2
 Nov. 24, 2019 Tallahassee, FL
 ATTENDANCE: 1,032

| Goals by period | 1 | 2 | Tot |
|-----------------|---|---|-----|
| USF | 1 | 0 | 1 |
| Florida State | 1 | 1 | 2 |

SCORING SUMMARY
 1 4:49 USF Aubrey Megrath (5) Katie Kitching
 2 44:07 FSU Jaelin Howell (5) Heather Payne
 3 52:22 FSU Deyna Castellanos (12)
 Shots: USF 4, Florida State 16
 Saves: USF 5 (MARTINEZ, Sydney 5), Florida State 1 (Caroline Jeffers 1)

#7 UCLA.....4
 #5 FLORIDA STATE.....0
 Nov. 29, 2019 Tallahassee, FL
 ATTENDANCE: 2,079

| Goals by period | 1 | 2 | Tot |
|-----------------|---|---|-----|
| UCLA | 3 | 1 | 4 |
| Florida State | 0 | 0 | 0 |

SCORING SUMMARY
 1 7:03 UCLA Chloe Castaneda (4) Mia Fishel
 2 17:08 UCLA Chloe Castaneda (5) Anika Rodriguez
 3 31:11 UCLA Mia Fishel (13)
 4 53:43 UCLA Mia Fishel (14) Viviana Villacorta
 Shots: Florida State 7, Stanford 12
 Saves: Florida State 2 (Caroline Jeffers 2), UCLA 2 (Teagan Micah)

SCORING SUMMARY
 1 59:53 FSU Dallas Dorosy (7) (Deyna Castellanos)
 Shots: Florida State 8, North Carolina 8
 Saves: Florida State 2 (Caroline Jeffers 2), North Carolina 2 (Samantha Leshnak 2)

NCAA TOURNAMENT HISTORY

2020 (4-1-0) NATIONAL RUNNER-UPS

MILWAUKEE.....0
 #1 FLORIDA STATE.....3
 May 1, 2021 Cary, N.C.
 ATTENDANCE: 114

| Goals by period | 1 | 2 | Tot |
|-----------------|---|---|-----|
| Milwaukee | 0 | 0 | 0 |
| Florida State | 0 | 3 | 3 |

SCORING SUMMARY
 1 49:13 FSU Kristen McFarland (1), Clara Robbins
 2 76:03 FSU Gabby Carle (1)
 3 79:42 FSU Jaelin Howell (5)
 Shots: Milwaukee 2, Florida State 20
 Saves: Milwaukee 6, Florida State 0

#11 PENN STATE.....1
 #1 FLORIDA STATE.....3
 May 5, 2021 Cary, N.C.
 ATTENDANCE: 185

| Goals by period | 1 | 2 | Tot |
|-----------------|---|---|-----|
| Penn State | 1 | 0 | 1 |
| Florida State | 1 | 2 | 3 |

SCORING SUMMARY
 1 19:56 PSU Frankie Tagliaferri (10), Sam Coffey
 2 30:44 FSU Kristina Lynch (4), Yujie Zhao
 3 61:28 FSU Clara Robbins (6), Gabby Carle
 4 68:47 FSU Gabby Carle (2)
 Shots: Penn State 2, Florida State 32
 Saves: Penn State 8, Florida State 1

#9 DUKE.....0
 #1 FLORIDA STATE.....0
 May 9, 2021 Cary, N.C.
 ATTENDANCE: 164

| Goals by period | 1 | 2 | 10T | 20T | Tot |
|-----------------|---|---|-----|-----|-----|
| Duke | 0 | 0 | 0 | 0 | 0 |
| Florida State | 0 | 0 | 0 | 0 | 0 |

Shots: Duke 2, Florida State 14
 Saves: Duke 8, Florida State 0

#8 VIRGINIA.....0
 #1 FLORIDA STATE.....0
 May 13, 2021 Cary, N.C.

| Goals by period | 1 | 2 | 10T | 20T | Tot |
|-----------------|---|---|-----|-----|-----|
| Virginia | 0 | 0 | 0 | 0 | 0 |
| Florida State | 0 | 0 | 0 | 0 | 0 |

Shots: Virginia 9, Florida State 10
 Saves: Virginia 2, Florida State 5

#11 SANTA CLARA.....1
 #1 FLORIDA STATE.....1
 May 13, 2021 Cary, N.C.
 ATTENDANCE: 5,000

| Goals by period | 1 | 2 | 10T | 20T | Tot |
|-----------------|---|---|-----|-----|-----|
| Santa Clara | 0 | 1 | 0 | 0 | 1 |
| Florida State | 0 | 1 | 0 | 0 | 1 |

SCORING SUMMARY
 1 62:02 FSU Jenna Nighswonger (5), Yujie Zhao
 2 83:07 SCU Kelsey Turnbow (10)
 Shots: Santa Clara 6, Florida State 8
 Saves: Santa Clara 1, Florida State 1



2021 SEMINOLES AT THE COLLEGE CUP IN SANTA CLARA, CALIFORNIA

2021 (6-0-0) NATIONAL CHAMPIONS

SOUTH ALABAMA.....0
 #1 FLORIDA STATE.....3
 November 12, 2021 Tallahassee, Fla.
 ATTENDANCE: 2,125

| Goals by period | 1 | 2 | Tot |
|-----------------|---|---|-----|
| South Alabama | 0 | 0 | 0 |
| Florida State | 2 | 1 | 3 |

SCORING SUMMARY
 1 23:33 FSU Jody Brown (2), Jaelin Howell, Clara Robbins
 2 26:31 FSU Beata Olsson (12), Yujie Zhao, Maria Alagoa
 3 82:49 FSU Emily Madril (3)
 Shots: South Alabama 3, Florida State 23
 Saves: South Alabama 6, Florida State 1

#25 SMU.....1
 #1 FLORIDA STATE.....5
 November 19, 2021 Tallahassee, Fla.
 ATTENDANCE: 1,504

| Goals by period | 1 | 2 | Tot |
|-----------------|---|---|-----|
| SMU | 0 | 1 | 1 |
| Florida State | 2 | 3 | 5 |

SCORING SUMMARY
 1 21:58 FSU Yujie Zhao (5)
 2 27:26 FSU Jody Brown (3), Jenna Nighswonger
 3 50:06 FSU Beata Olsson (13)
 4 71:46 FSU Gabby Carle (3), Emily Madril
 5 80:43 SMU Lindsey Whitmore (5), PK
 6 82:22 FSU Kristina Lynch (2), Kirsten Pavlisko

Shots: SMU 3, Florida State 17
 Saves: SMU 8, Florida State 1

#19 PEPPERDINE.....0
 #1 FLORIDA STATE.....1
 November 21, 2021 Tallahassee, Fla.
 ATTENDANCE: 1,367

| Goals by period | 1 | 2 | Tot |
|-----------------|---|---|-----|
| Rutgers | 0 | 0 | 0 |
| Florida State | 0 | 1 | 1 |

SCORING SUMMARY
 FSU Won 4-3 on penalty kicks
 Shots: BYU 9, Florida State 7
 Saves: BYU 3, Florida State 4

SCORING SUMMARY
 1 4:32 FSU Jody Brown (4)

Shots: Pepperdine 4, Florida State 9
 Saves: Pepperdine 3, Florida State 0

#9 MICHIGAN.....0
 #1 FLORIDA STATE.....1
 November 26, 2021 Tallahassee, Fla.
 ATTENDANCE: 2,005

| Goals by period | 1 | 2 | Tot |
|-----------------|---|---|-----|
| Michigan | 0 | 0 | 0 |
| Florida State | 0 | 1 | 1 |

SCORING SUMMARY
 1 99:05 FSU Beata Olsson (14), Gabby Carle, Jaelin Howell

Shots: Michigan 8, Florida State 10
 Saves: Michigan 4, Florida State 4

#5 RUTGERS.....0
 #1 FLORIDA STATE.....1
 December 4, 2021, Santa Clara, Calif
 ATTENDANCE: 7,087

| Goals by period | 1 | 2 | Tot |
|-----------------|---|---|-----|
| Rutgers | 0 | 0 | 0 |
| Florida State | 0 | 1 | 1 |

SCORING SUMMARY
 1 70:55 FSU Jaelin Howell (3)
 Shots: Rutgers 9, Florida State 9
 Saves: Rutgers 3, Florida State 4

#13 BYU.....0
 #1 FLORIDA STATE.....0
 December 7, 2021, Santa Clara, Calif
 ATTENDANCE: 7,087

| Goals by period | 1 | 2 | Tot |
|-----------------|---|---|-----|
| Rutgers | 0 | 0 | 0 |
| Florida State | 0 | 0 | 0 |

SCORING SUMMARY
 FSU Won 4-3 on penalty kicks

Shots: BYU 9, Florida State 7
 Saves: BYU 3, Florida State 4

FSU MEDIA INFORMATION

A NOTE TO THE MEDIA, FANS AND OPPONENTS

Assistant Sports Information Director Bret Clein of the Florida State Sports Information Office is ready to assist you with any questions or requests you may have regarding the 2021 Women's Soccer program, almanac, coaches and student-athletes. Please do not hesitate to phone - (850) 644-5656, cell - (954) 802-4770 fax - (850) 644-3820, email - bclein@fsu.edu or write a letter to the Sports Information Office at PO Drawer 2195, Tallahassee, FL 32316. All package shipments should be sent to Florida State Sports Information, 403 Stadium Drive West, Room DD107, Tallahassee, Fla., 32306.

PLAYERS AND COACHES INTERVIEWS

All player and coach interviews must be arranged through the Florida State Sports Information Office by contacting Bret Clein at (850) 644-5656 or via cell at (954) 802-4770. Player's home phone numbers and cell phone numbers will not be given to members of the media. Players and coaches should not be called directly under any circumstances including contact through Facebook, Twitter or any other social media outlet.

HOW TO COVER THE SEMINOLES

Members of the media will be provided with weekly releases and games notes, while the almanac will be available online at www.seminoles.com. Updated individual and team stats will be available immediately following every match. Game stories with a box score will be emailed and posted to the official athletic department website at www.seminoles.com following each match. If you would like to be included on an email list, please contact Bret Clein. Media wishing to cover the game from the press box or the stands do not need to request credentials for regular season home matches but seating will be provided for any media covering FSU women's soccer games on a first come basis. Credentials are required for all photographers wishing to gain field access during the game. Credentials are also required if Florida State hosts any NCAA Tournament matches. All home matches are played at the Seminole Soccer Complex (2,000). The complex is located just north of the Al Dunlap Athletic Training Facility off of Spirit Way. Guests may park in the Spirit Way parking lot located to the northeast of the Softball Complex or the parking garage located to the north of the Seminole Soccer Complex.

FSU ON THE WEB

All game stories, updated stats, weekly releases, photo galleries, live stat links and Seminole soccer news you could ever ask for is available 24 hours a day, seven days a week at www.seminoles.com, the official athletic website for Florida State University. Be sure to make www.seminoles.com your first stop for all Florida State women's soccer information.

SPORTS INFORMATION DIRECTORY

Bret Clein
 Assistant SID/Soccer

Rob Wilson
 Associate Athletics Director for Communications

Chuck Walsh
 Deputy SID

Derek Satterfield
 Sr. Assoc. Communications Director


Steven McCartney
 Assistant SID

Christa Salerno
 Assistant SID

Contact Us At: Phone: 850-644-1403 / Fax: 850-644-3820

Address Inquiries To:
 Florida State Sports Information
 PO Drawer 2195
 Tallahassee, FL 32316

Ship Overnight Packages To:
 Florida State Sports Information
 403 Stadium Drive West, Room DD107
 Tallahassee, FL 32306


Steve Stone
 Assistant SID

DIGITAL MEDIA DIRECTORY

Layne Herdt
 Assistant Director

Leo Georgi
 Creative Video Content Producer

Kelsey Wicinski
 Social Media Coordinator

UNIVERSITY ADMINISTRATION

RICHARD McCULLOUGH
 University President

Richard McCullough became the 16th president of Florida State University on Aug. 16, 2021, bringing more than 30 years of academic research and leadership experience to the role as well as a commitment to innovation, entrepreneurship, and diversity, equity and inclusion.

Prior to joining FSU, McCullough had served as vice provost for research and professor of materials science and engineering at Harvard University since 2012. In this role, he oversaw the development, review and implementation of strategies, planning, and policies related to academic research. In addition, he led an office of Foundation and Corporate Engagement and assisted in the oversight of more than 25 interdisciplinary institutes, centers and initiatives across the university.

During his tenure, McCullough successfully built and launched the new Harvard Data Science Initiative, a collaboration between 12 of the university's schools and more than 120 faculty, which led to the creation of three new master's programs and many new undergraduate courses.

McCullough developed and launched a new structural biology program and cryo-electron microscope facility that partners Harvard Medical School with three Boston-area hospitals. He also led the development of a new \$100 million, multi-institution collaboration to build the Advanced Biological Innovation and Manufacturing Center and Facility, which will be a hub for medical research and education, as well as economic and workforce development.

Previously, McCullough spent 22 years at Carnegie Mellon University in Pittsburgh, where he began his academic career as an assistant professor of chemistry in 1990 and became the Thomas Lord Professor of Chemistry in 2009. He was

promoted to head of the chemistry department in 1998 and then served as dean of the Mellon College of Science from 2004 to 2007 before becoming the university's vice president for research.

McCullough, who holds multiple patents and is the founder of two companies, has a rich background in entrepreneurship and innovation. At Carnegie Mellon, he developed a vibrant innovation ecosystem, including the Greenlighting Start-ups Initiative that exponentially increased the generation of university spin-out companies and corporate engagement. In 2013, he was elected a fellow of the National Academy of Inventors.

A staunch champion of diversity, McCullough created a diverse pipeline of Black/African American, Latinx and other underrepresented minority academics from both his research lab and as the founding creator of the Future Faculty Workshop: Diverse Leaders of Tomorrow, an annual workshop that helps diverse postdoctoral fellows and students obtain academic jobs. Now in its 15th year, the workshop has facilitated placing more than 50 underrepresented minority professors in the United States.

McCullough is the author of numerous peer-reviewed articles and serves on the editorial boards of several academic journals, including *Advanced Materials*. He has been an innovation, entrepreneurship, and technology transfer advisor to Oxford University, Princeton University and Washington University at St. Louis.

A first-generation college student from Mesquite, Texas, McCullough attended Eastfield Community College before earning a bachelor's degree in chemistry from the University of Texas at Dallas in 1982 and a doctoral degree in organic chemistry from Johns Hopkins University in 1988. McCullough also spent two years as a postdoctoral fellow at Columbia University in New York.

He and his wife, Jai Vartikar, have two children, Jason and Dylan, daughter-in-law, Sarah Christian, and two granddaughters, Gladys and Archer.

2022-23 FLORIDA STATE BOARD OF TRUSTEES

PETER COLLINS
 Chair

MAXIMO ALVAREZ

KATHRYN BALLARD

DR. ERIC CHICKEN

VIVIAN de las CUEVAS-DIAZ

NIMNA GABADAGE

JORGE GONZALEZ

JIM W. HENDERSON

DEBORAH SARGEANT

BOB SASSER

JOHN THIEL

DREW WEATHERFORD



ATHLETICS ADMINISTRATION



MICHAEL ALFORD
Vice President
Director of Athletics



CINDY HARTMANN
Deputy Athletics Director
Administration



JANEEN LALIK
Deputy Athletics Director
External Operations



ROSS COBB
Senior Associate Athletics
Director/CFO



JIM CURRY
Senior Associate Athletics
Director



LITSA VARYTIMIDIS
Senior Associate Athletics
Director/SWA



DR. MIKE BRADY
Faculty Athletics
Representative



JASON BENNARD
Associate Athletics Director
New Revenue Generation
and Marketing



TASHA FISHER
Associate Athletics Director
Governance and
Compliance



MIGUEL NEGRÓN
Associate Athletics Director
Academics



STUART PEARCE
Associate Athletics Director
Facilities and Event
Management



ROB WILSON
Associate Athletics Director
Public Relations



CATHY BARBER
Assistant Athletics Director
Academics



JACK GATHAM
Assistant Athletics Director
Ticket Operations and
Services



JUSTIN JACOBS
Assistant Athletics Director
Information Technology



SARAH PETRONIO
Assistant Athletics Director
Sponsorship
Development



TITUS QUEEN
Assistant Athletics Director
Facilities and Event
Management



BRIAN SEDOR
Assistant Athletics Director
Business



VICKI CUPP
Special Assistant to the
Director of Athletics

SEMINOLE BOOSTERS



STEPHEN PONDER
President and CEO



DERRIL BEECH
Senior VP/Marketing and
Annual Giving



KARI TEREZAKIS
Senior VP/Stewardship



MARK CAMERON
VP/Membership and Sales



CHRIS WILSON
VP/Development



PAUL PHIPPS
Chief Marketing and
Technology Officer



JP SINCLAIR
Chief Financial Officer



BEN ZIERDEN
Senior VP/Operations



KATIE PUGH
Director of Trademark
Licensing