



2022-23

FLORIDA STATE WOMEN'S BASKETBALL RECORD BOOK

TABLE OF CONTENTS



| | | | |
|-------------------------------|-------|-----------------------------|-------|
| Quick Facts..... | 3 | Season Records | 24-25 |
| In Memory..... | 4-5 | Career Records | 26-27 |
| Hall of Famers..... | 6-7 | Team Records | 28 |
| Retired Jerseys..... | 8 | Miscellaneous Records | 29 |
| All-Americans | 9 | Year-By-Year Leaders | 30-31 |
| USA National Teams..... | 10 | Coaching Records..... | 32-33 |
| Conference Awards | 11 | Series Records..... | 34-40 |
| Academic Honors | 12 | Year-By-Year Results | 41-45 |
| All-Time Letterwinners..... | 13 | 2022-23 Roster..... | 46 |
| All-Time Jersey Numbers | 14 | 2022-23 Photo Roster | 47 |
| NCAA Postseason History..... | 15-16 | | |
| Conference History..... | 17-18 | | |
| FSU vs. Ranked Opponents..... | 19-20 | | |
| Game Records | 21-23 | | |

2022-23 FLORIDA STATE WOMEN'S BASKETBALL QUICK FACTS

University and Administration

| | |
|---|----------------------------------|
| Location..... | Tallahassee, Fla. |
| Founded:..... | 1851 |
| Enrollment..... | 45,493 |
| President..... | Richard McCullough |
| Vice President/Director of Athletics..... | Michael Alford |
| Senior Woman Administrator..... | Lisa Varytimidis |
| Colors..... | Garnet and Gold |
| Conference..... | Atlantic Coast |
| Arena (Capacity)..... | Donald L. Tucker Center (11,500) |

2022-23 Coaches and Staff

| | |
|---|-------------------------------------|
| Head Coach..... | Brooke Wyckoff (Florida State '01) |
| | 1st season |
| Career Record..... | 10-9*/Interim Head Coach in 2020-21 |
| Record at Florida State..... | Same |
| Associate Head Coach..... | Bill Ferrara |
| Assistant Coaches..... | Craig Carter |
| | Morgan Toles |
| Director of Scouting and Analytics..... | Adam Surguine |
| Director of Basketball Operations..... | Melissa Bruner |
| Director of Team Operations..... | Becca Moore |
| Director of Recruiting..... | Mallory Wilmoth |
| Strength and Conditioning Coach..... | Dave Plettl |
| Athletic Trainer..... | Nicole Lowery |
| Graduate Assistant..... | Sydney Lowery |
| Equipment Manager..... | Erick Casto |

2021-22 Results

| | |
|------------------------------|----------|
| Overall Record..... | 17-14 |
| Conference Record/Place..... | 10-8/9th |
| Home..... | 11-4 |
| Away..... | 5-6 |
| Neutral..... | 1-4 |

Program History

| | |
|--|-----------------------------------|
| First Year of Basketball..... | 1972-73 |
| All-Time Overall Record..... | 846-642 (.569) |
| All-Time ACC Record..... | 248-240 (.508) |
| NCAA Tournament Appearances..... | 20 |
| '83, '90, '91, '01, '05, '06, '07, '08, '09, '10, '11, '13, '14, '15, '16, '17, '18, '19, '21, '22 | |
| All-Time NCAA Tournament Record..... | 24-20 |
| Last NCAA Tournament Appearance..... | 2022 |
| Results..... | First Four, L, vs. Missouri State |
| Best NCAA Tournament Finish..... | Elite Eight, 2010, 2015 & 2017 |

* Wyckoff finished 10-9 as Interim Head Coach in the 2020-21 season

Radio Broadcast

| | |
|--------------------|-------------------------------|
| Station:..... | WTLY - 1270AM/96.5 FM |
| | Seminoles.com |
| Play-by-Play..... | Ariya Massoudi (Sixth Season) |
| Color Analyst..... | Melissa Bruner (16th season) |

Social Media

| | |
|----------------|----------------------------------|
| Twitter..... | @fsuwbb |
| Facebook..... | Facebook.com/FSUWomensBasketball |
| Instagram..... | @fsuwbb |

RETURNEES (6)

| Name | Ht. | Cl. | Pos. | 2021-22 STATS | | | |
|--------------------|-----|------|------|---------------|-----|-----|-----|
| | | | | PPG | RPG | APG | BPG |
| O'Mariah Gordon | 5-4 | So. | G | 7.4 | 2.1 | 3.0 | 0.2 |
| Makayla Timpson | 6-2 | So. | F | 6.6 | 3.6 | 0.8 | 1.0 |
| Sara Bejedi | 5-7 | Sr. | G | 6.4 | 1.7 | 2.1 | 0.1 |
| Valencia Myers | 6-3 | Gr. | F | 5.6 | 5.3 | 1.0 | 1.0 |
| Erin Howard | 6-1 | RSr. | F | 5.1 | 4.2 | 1.4 | 0.2 |
| Mariana Valenzuela | 6-2 | So. | F | 2.1 | 2.3 | 0.5 | 0.1 |

PLAYERS LOST (8)

| Name | Ht. | Cl. | Pos. | Hometown/Last School |
|-------------------|------|------|------|---|
| Bianca Jackson | 5-11 | RSr. | G | Montgomery, Ala./South Carolina |
| River Baldwin | 6-5 | Jr. | C | Andalusia, Ala./Pleasant Home HS |
| Sammie Puisis | 6-1 | Jr. | G | Mason, Ohio/William Mason HS |
| Amaya Brown | 5-11 | RJr. | G | Albuquerque, N.M./Cibola HS |
| Kourtney Weber | 5-10 | Sr. | G | New Orleans, La./Ursuline Academy |
| Tiana England | 5-7 | Gr. | G | Stamford, Conn./St. John's |
| Morgan Jones | 6-2 | Sr. | G | Jonesboro, Ga./Our Lady of Mercy HS |
| Izabela Nicoletti | 5-10 | RJr. | G | Americana Sao Paulo, Brazil/Neuse Christian Academy |

NEWCOMERS (4)

| Name | Ht. | Cl. | Pos. | Hometown/Last School |
|-------------------------|-----|-----|------|----------------------------------|
| Taylor O'Brien | 5-9 | Gr. | G | Lafayette Hill, Pa./Bucknell |
| Jazmine Massengill | 6-0 | Gr. | G | Chattanooga, Tenn./Kentucky |
| Ta'Niya Latson | 5-8 | Fr. | G | Miami, Fla./American Heritage HS |
| Brianna "Snoop" Turnage | 6-1 | Fr. | G | Atlanta, Ga./Westlake HS |

NOTABLES

- The *New Look Noles* Era begins under the guidance of Seminole legend and Head Coach **Brooke Wyckoff**, who takes over a program that includes six contributing returnees but also four talented newcomers. Wyckoff will lean on her 11 years as an assistant/associate head coach as well as her one season in 2020-21 when she guided FSU to the NCAA Tournament as the Interim Head Coach.
- Florida State's current crop of student-athletes is looking to build on the tradition that the program has set. The Seminoles are one of nine teams to make the NCAA Tournament in 16 of the last 17 years, and one of eight to make the Big Dance in each of the last nine seasons.
- Helping anchor Florida State's returning unit are sophomore guard **O'Mariah Gordon** and sophomore forward **Makayla Timpson**. Since joining the ACC in the 1991-92 academic year, the 2022-23 season marks the first time the Seminoles return multiple All-ACC Freshmen from the previous season in Timpson and Gordon.
- The Seminoles bring in two experienced and accomplished transfers in graduate guards **Taylor O'Brien (Bucknell)** and **Jazmine Massengill (Kentucky)**. Last season, O'Brien was a Top 100 scorer in the NCAA averaging 16.7 points for the Bison. Massengill was ranked as one of the country's top transfers by *The Athletic* and *ESPN*, helping Kentucky to the SEC title in 2021-22.
- Freshman guard **Ta'Niya Latson** is the 12th McDonald's All-American selection in program history and makes her collegiate debut this season. The Miami native is ranked as the top shooting guard in the 2022 signing class, and joins teammate **O'Mariah Gordon** in giving FSU three of the last four Florida Gatorade Players of the Year (Latson in 2022, Gordon in 2019 and 2020).
- Florida State looks to extend its double-digit ACC wins streak this season. FSU has won 10 or more conference games in each of the last seven seasons played, including last year's team that went 10-8 vs. the league (excludes 2020-21).

FSU Sports Information

| | |
|------------------------------|------------------------------------|
| Women's Basketball SID:..... | Stephen Stone |
| E-Mail Address:..... | sstone@fsu.edu |
| Office Phone:..... | (850) 644-4836 |
| Cell Phone:..... | (850) 363-0990 |
| Website:..... | www.seminoles.com |
| Mailing Address:..... | Florida State Sports Information |
| | 403 Stadium Drive West, Room D-107 |
| | Tallahassee, FL 32306 |

IN MEMORY



Brien Schmauch, Linnea Liljestrand and Janis Schmauch

MATTHEW SCHMAUCH LEADERSHIP AWARD

Matthew Schmauch, an Assistant Director of Academic Support who worked with the women's basketball program for four seasons, was instrumental in the academic success of FSU student-athletes. His influence went beyond the classroom. He was an ambassador, a mentor, a friend, a big brother, a fan — truly a shining example of where hard work and determination can take you. This award, established in his memory, is given annually to the women's basketball player who exemplifies these characteristics of leadership.



The Florida State Athletics Department lost a dear member of its Seminole family on June 13, 2003. Matt Schmauch, 29, an Assistant Director for the Athletic Academic Support Program at Florida State, died from anaphylaxis due to an allergic reaction to nuts while representing FSU at the N4A convention in St. Louis, Mo.

A native of Allen Park, Mich., Schmauch had been a valuable member of the athletic academic support staff since 1996. A glowing role model in the classroom, Schmauch earned a bachelor's degree in finance from Florida State in 1995 and went on to receive a master's degree in athletic administration from FSU in 1996.

In 2003-04, the Florida State women's basketball program created a special award in honor of Schmauch.



Sue Semrau, Mara Freshour and Brien Schmauch

MATTHEW SCHMAUCH AWARD RECIPIENTS

| | |
|---------|------------------------------------|
| 2003-04 | Lauren Bradley |
| 2004-05 | Linnea Liljestrand |
| 2005-06 | LaQuinta Neely |
| 2006-07 | Mara Freshour |
| 2007-08 | Shante Williams |
| 2008-09 | Mara Freshour |
| 2009-10 | Christian Hunnicutt & Kayli Keough |
| 2010-11 | Chasity Clayton |
| 2011-12 | Leonor Rodriguez |
| 2012-13 | Leonor Rodriguez |
| 2013-14 | Natasha Howard |
| 2014-15 | Maegan Conwright |
| 2015-16 | Leticia Romero |
| 2016-17 | Kai James |
| 2017-18 | AJ Alix |
| 2018-19 | Nicki Ekhomu |
| 2019-20 | Nicki Ekhomu |
| 2020-21 | Amaya Brown |



Brien Schmauch and LaQuinta Neely

IN MEMORY



While Ronalda Pierce remains on the minds and in the hearts of those associated with Florida State women's basketball, the 2006-07 season had an even greater meaning as it would have represented Ronalda's senior season. Members of her recruiting class, Nikki Anthony, Shante Williams and Alicia Gladden, proudly hold up their hands signifying the No. 55; Ronalda's jersey number.



Alicia Gladden, Shante Williams and Nikki Anthony with Ronalda's sister and brother

RONALDA PIERCE HEART AWARD

Daughter, sister, classmate, teammate, role model, friend and Seminole. Ronalda Pierce meant so much to so many people. Although with us a short time, Ronalda's memory will forever be etched in the hearts of the Seminole family. Ronalda represented courage, heart, determination, growth and joy. It was these characteristics that allowed her to blossom into the person that was cherished by all who knew her. The recipient of this award exemplifies these same qualities of perseverance and heart.



On June 8, 2004, the Florida State women's basketball program lost a special member of its family with the sudden death of Ronalda Pierce, a 6-5 post player from Ashburn, Ga. In 2004-05, the players wore #55 on their shoes in her honor.

The Seminoles paid tribute to Ronalda by celebrating the time, although too short, that they had with her. In 2005, an award was established in her memory.

RONALDA PIERCE HEART AWARD RECIPIENTS

| | |
|---------|---|
| 2004-05 | LaQuinta Neely |
| 2005-06 | Ganiyat Adeduntan |
| 2006-07 | Nikki Anthony, Alicia Gladden & Shante Williams |
| 2007-08 | Mara Freshour |
| 2008-09 | Angel Gray |
| 2009-10 | Courtney Ward |
| 2010-11 | Alexa Deluzio |
| 2011-12 | Kristi Mokube |
| 2012-13 | Morgan Toles |
| 2013-14 | Gabby Bevilard |
| 2014-15 | Gabby Bevilard |
| 2015-16 | Ivey Slaughter |
| 2016-17 | Gabby Bevilard |
| 2017-18 | Chatrice White |
| 2018-19 | The Whole Team |
| 2019-20 | London Clarkson |
| 2020-21 | Izabela Nicoletti |



Ganiyat Adeduntan and the Pierce family at the 2006 Women's Basketball Awards Banquet

ALICIA "ICE" GLADDEN

The Florida State women's basketball family suffered an immeasurable loss on April 19, 2013, when former standout guard Alicia "Ice" Gladden passed away at the age of 27 following a tragic car accident.



Nicknamed "Ice" because of her smooth style of play on the court, Gladden was an enormous part of Florida State's program-building trip to the NCAA Sweet 16 in 2007. The native of Orange Park, Fla., who always showcased a beautiful left-handed touch was known as someone who made you smile and carried an infectious personality.

In 2015, Florida State Women's Basketball established the Alicia Gladden Defensive Player of the Year Award in her honor.

CAREER ACCOMPLISHMENTS

- Gladden became the only Seminole to capture ACC All-Defensive Team honors three times.
- At the time, she set the Florida State career record for steals (275) as well as the single-season record (101) in 2004-05.
- Led the Noles in scoring in her junior and senior seasons, culminating by averaging 13.5 points and leading FSU to its first-ever NCAA Tournament Sweet 16 in 2007.
- Two-Time All-ACC Third Team performer and an All-ACC Honorable Mention player who became the 20th member of Florida State's 1,000 point club, finishing with 1,403 career points which is currently 12th all-time

ALICIA GLADDEN DEFENSIVE PLAYER OF THE YEAR AWARD

| | |
|---------|------------------|
| 2020-21 | Sayawni Lassiter |
| 2019-20 | Nausia Woolfolk |
| 2018-19 | Nausia Woolfolk |
| 2017-18 | Ama Degbeon |
| 2016-17 | Brittany Brown |
| 2015-16 | Brittany Brown |
| 2014-15 | Ivey Slaughter |



Alicia "Ice" Gladden

HALL OF FAMERS



The Florida State Athletics Hall of Fame enjoys a rich tradition. Florida State is fortunate to boast an athletics program that reflects the integrity achieved by an academic institution with over 150 years of success.

There are over 300 members of the FSU Athletics Hall of Fame. The first and largest class was inducted in 1977 and there has been a class inducted every fall since with the exception of 1996 when Florida State spent the year celebrating its 50th Anniversary of athletics.

Five former women's basketball greats - Sue Galkantas, Tia Paschal, Wanda Burns-Jackson, Brooke Wyckoff and Bev Burnett - are members of the Florida State Athletics Hall of Fame.


SUE GALKANTAS HALL OF FAME 1989

Florida State may never forget the scoring power of Sue Galkantas, who with an amazing 2,323 career points, is the most prolific scorer in Seminole basketball history. That total is the most points ever scored by a player, male or female — in Florida State history. Galkantas is currently one of just 164 players in NCAA history to amass 2,300 career points and 1,000 career rebounds.



By the time Galkantas graduated in 1984, her name was listed in nearly every statistical category in the FSU records book. Averaging 19.4 points per game in her career — a mark that still ranks number one on the career lists — was just a glimpse of the impact that she had as a Seminole. In her rookie year, she broke the FSU freshman scoring record and was named a freshman All-American in numerous publications. By her sophomore year, Galkantas had already scored her 1,000th point and established herself as one of the top 20 scorers in the nation. In her junior season, she led FSU to a 24-6 record and to its first trip to the NCAA Tournament.

Overall, she scored in double figures in 115 of 120 games and still holds 10 career and single-season records. In 1989, Galkantas also became the first female FSU athlete to have her number retired.



Sue Galkantas

TIA PASCHAL HALL OF FAME 1999


The Florida State women's basketball program previously enjoyed its greatest success during the four-year career of Tia Paschal, who lettered for the Seminoles from 1989 to 1993.



A forward from Thomson, Ga., Paschal was an immediate contributor for Florida State and was a three-year starter after averaging 20 minutes of play as a rookie. She ended her career averaging 19.4 points and 7.4 rebounds as a senior while earning first team All-ACC honors and second team All-America honors by the American Women's Sports Federation. During her career, she helped lead the Seminoles to two consecutive NCAA Tournament appearances in 1989-90 and 1990-91 as well as a Metro Conference championship in the 1990-91 season.

Paschal's versatility made her a weapon in every facet of the game, which is evident by the records she still holds at Florida State. She nearly holds the records for free throws made (14) in a game and is third for steals in a career (269). Paschal is also among FSU's top 10 in five season and six career records and ranks fourth all-time in scoring with 1,660 points.

Honors came in abundance for Paschal throughout her career. After redshirting the 1988-89 season with a knee injury, Paschal took the conference by storm as a freshman, earning Metro Conference All-Rookie Team honors. She earned Metro All-Tournament Team honors two seasons and was twice named the conference Player of the Week.



Tia Paschal

Paschal continued playing the game that she loves professionally. Since her graduation in criminology in 1993, Paschal's professional overseas experience included stops in Germany, Sweden and Spain. She also played one season with the Charlotte Sting of the WNBA.

HALL OF FAMERS

WANDA BURNS HALL OF FAME 2006

Wanda Burns overcame adversity to become a successful women's basketball player at Florida State. One of Marynell Meadors' first recruits, Burns was a highly-touted 5-foot-8 guard out of Macon, Georgia.

Though she carried a 3.0 GPA in high school, her SAT scores were below the required score to meet the new NCAA Prop 48 rule and she had to sit out her freshman season. Burns used the year to hit the books and get acclimated to campus life.

She took the court in 1988-89 with something to prove. She averaged 11 points a game and led the team with 92 assists, helping FSU to its first winning season since 1983.

She electrified the team in 1989-90 and sparked FSU to a 21-9 record and to the NCAA Tournament. Burns set an FSU record for free throw percentage and led the team in scoring, three pointers and steals.

In 1990-91, her final season, Burns was named Metro Conference Player of the Week, set a single game record with 10 steals in a game and led the team in three-point shooting. FSU enjoyed one of its most successful seasons with a record of 25-7. Burns led the Metro Conference in scoring at 18.5 points per game and scored double figures in 38 consecutive games. She was named Metro Conference Tournament MVP and Player of the Year and also earned Hanes Her Way NCAA Woman of the Year and Second Team All-American honors.

Burns still ranks among FSU's top 10 in scoring average (2nd - 16.0 ppg) and five single-season statistical categories.



Wanda Burns



BROOKE WYCKOFF HALL OF FAME 2011

Florida State women's basketball head coach Brooke Wyckoff solidified her place among the all-time great Noles in September 2011 with her induction into the Florida State Athletic Hall of Fame.

Wyckoff, who was a star forward for head coach Sue Semrau's first hoops teams from 1997-2001, became the fourth women's basketball player to be inducted into the Hall of Fame on Sept. 2, 2011, at a ceremony at the University Center Club, joining Sue Galkantas (Class of 1989), Tia Paschal (Class of 1999) and Wanda Burns (Class of 2006).

"Getting inducted into Florida State's Hall of Fame is the biggest honor I have ever received," Wyckoff said. "It's amazing. It's surreal and an honor to be among the amazing athletes that are in it. It was a great opportunity for me to reflect on my career here, and to thank everybody publicly made it so special."

Wyckoff and the rest of her illustrious class – Tony Brown, Sam Cowart, Marshall McDougall, Stephen Parry, Chris Weinke and Andy Miller – were also honored on Bobby Bowden Field at Doak Campbell Stadium during FSU football's 2011 season-opening football game versus Louisiana-Monroe.



A recent addition to Semrau's coaching staff, Wyckoff was hired by her alma mater in the summer 2011. Wyckoff spent nine years in the WNBA, playing for the Orlando Miracle, Connecticut Sun and the Chicago Sky.

Wyckoff was one of the top high school players in the country but chose to leave West Chester, Ohio, to play for Sue Semrau and Florida State. She made an immediate impact setting an FSU record with 80 blocked shots as a freshman in 1997.

She went on to earn All-ACC honors as a sophomore and junior and capped her senior season (2001) with first team All-ACC honors as well as All-America honors. She was also FSU's only four-time Academic All-ACC performer and received an ACC postgraduate scholarship.

Wyckoff scored 1,350 points over her storied FSU career and finished as the second best shot blocker the Seminoles have ever produced with 209. She grabbed 804 career rebounds to also rank among FSU's all-time Top 10.



Brooke Wyckoff



BEV BURNETT HALL OF FAME 2012

Tallahassee native Bev Burnett rounded out her Florida State career as one of the most prolific scorers in school history. A four-year letterwinner from 1985-89, Burnett finished her career with 1,509 points, a mark that ranks sixth in FSU history. She also ranks fifth all-time in scoring average at 15.5 points per game.

A team captain, the 5-foot-9 forward earned All-Metro Conference First Team honors in both 1988 and 1989 and led the Seminoles in scoring in each of those seasons with averages of 21.3 and 15.9 points per game, respectively. Her 21.3 points per game average in 1988 still ranks as the second highest single-season mark in Florida State women's basketball history.

Burnett is a six-time member of the FSU 30-point club and her 34 points vs. both Florida A&M (1986) and Virginia Tech (1988) is tied for the eighth-most points scored in a game by a Seminole. She was also named a third team All-American by the American Women's Sports Federation in 1988 and has numerous conference player of the week honors to her credit.


She became the fifth women's basketball player inducted into the FSU Hall of Fame.



Bev Burnett

RETIRED JERSEYS

The Florida State Women's Basketball has enjoyed a long and rich tradition. Part of that legacy includes honoring some of the top players in program history by retiring their jerseys. Four Seminoles in Sue Galkantas (1980-84), Tia Paschal (1988-93), Wanda Burns (1988-91) and Brooke Wyckoff (1997-01) have had their jerseys retired, with Burns and Paschal being the most recent in a joint jersey retirement ceremony on Jan. 28, 2007.



43

SUE GALKANTAS



22

WANDA BURNS



21

BROOKE WYCKOFF



30

TIA PASCHAL

ALL-AMERICANS

| | |
|-----------------|---|
| Sue Galkantas | 1981 Street & Smith's 1981 Association of Intercollegiate Athletics for Women Second Team* 1983 Women's Basketball Yearbook Second Team |
| Brenda Cliette | 1983 Women's Basketball Yearbook - First Team Freshman |
| Lorraine Rimson | 1984 American Women's Sports Foundation* |
| Bev Burnett | 1988 American Women's Sports Foundation Third Team |
| Wanda Burns | 1991 American Women's Sports Foundation Third Team |
| Chris Davis | 1991 American Women's Sports Foundation Special Mention |
| Tia Paschal | 1993 American Women's Sports Foundation Second Team |
| Danielle Ryan | 1993 American Women's Sports Foundation Fourth Team |
| Christy Deriak | 1993 American Women's Sports Foundation Special Mention |
| Allison Peercy | 1993 American Women's Sports Foundation Special Mention |
| Brooke Wyckoff | 2001 Women's Basketball News Service Second Team |
| Jacinta Monroe | 2010 Associated Press Honorable Mention |
| Cierra Bravard | 2011 Women's Basketball Coaches Association Honorable Mention |
| Natasha Howard | 2011 Full Court Press Third Team* 2014 WBCA Honorable Mention 2014 Associated Press Honorable Mention |
| Adut Bulgak | 2015 WBCA Honorable Mention 2015 Associated Press Honorable Mention |
| Leticia Romero | 2016 WBCA Honorable Mention 2017 WBCA Honorable Mention 2017 Associated Press Honorable Mention |
| Shakyla Thomas | 2016 WBCA Honorable Mention 2017 WBCA Honorable Mention 2017 Associated Press Honorable Mention |
| Imani Wright | 2018 WBCA Honorable Mention 2018 Associated Press Honorable Mention |
| Kiah Gillespie | 2019 WBCA Honorable Mention 2020 Associated Press Honorable Mention |
| Nicki Ekhomu | 2020 USBWA Honorable Mention 2020 WBCA Honorable Mention |
| Morgan Jones | 2020 WBCA Honorable Mention 2021 WBCA Honorable Mention 2022 WBCA Honorable Mention |

*Freshman All-American



Leticia Romero



Natasha Howard



Allison Peercy



Sue Galkantas



Wanda Burns

USA NATIONAL TEAMS



Brooke Wyckoff



Chatrice White



Jacinta Monroe

| | |
|------------------|--|
| Sue Galkantas | 1981, National Sports Festival |
| Jan Allen | 1982, FAIAW Coach of the Year |
| Lorraine Rimson | 1985, Team USA (Maccabiah Games in Israel) |
| Marynell Meadors | 1989, Olympic Festival (Head Coach) |
| | 1992, USA Women's Select Team (Assistant Coach) |
| Brooke Wyckoff | 1998, USA Select Team |
| | 1999, USA Basketball World University Games Team |
| | 2000, USA Basketball Jones Cup Team |
| Roneeka Hodges | 2003, USA Basketball Pan American Team |
| Jacinta Monroe | 2009, USA Basketball World University Games Team |
| Sue Semrau | 2010, USA Basketball FIBA U18 World Championship (Assistant Coach) |
| | 2011, USA Basketball FIBA U19 World Championship (Assistant Coach) |
| | 2017, USA Basketball Women's National Team (Court Coach) |
| Shakayla Thomas | 2015, USA Basketball FIBA U19 World Championship Team |
| Chatrice White | 2015, USA Basketball FIBA U19 World Championship Team |
| | 2017, USA Basketball FIBA 3X3 World Championship Team |
| Natasha Howard | 2016, USA Select Team |



Shakayla Thomas



Sue Semrau

CONFERENCE AWARDS

ALL-CONFERENCE TEAMS

| | |
|------|--|
| 1988 | Bev Burnett - Metro first team |
| 1989 | Bev Burnett - Metro first team Chris Davis - Metro second team Wanda Burns - Metro All-Rookie team |
| 1990 | Wanda Burns - Metro first team Chris Davis - Metro second team; Tia Paschal - Metro All-Rookie team Chantelle Dishman - Metro Freshman of the Year, All-Rookie team Marynell Meadors - Metro Coach of the Year |
| 1991 | Wanda Burns - Metro first team, player of the year Chantelle Dishman - Metro first team; Tia Paschal - Metro second team Marynell Meadors - Metro Coach of the Year |
| 1992 | Connie Robinson - ACC All-Freshman team |
| 1993 | Tia Paschal - ACC first team |
| 1994 | Christy Derlak - ACC second team |
| 1996 | Latavia Coleman - ACC All-Freshman team |
| 1997 | Brooke Wyckoff - ACC All-Freshman team |
| 1998 | Latavia Coleman - ACC second team |
| 1999 | Brooke Wyckoff - ACC third team April Traylor - ACC All-Freshman team |
| 2000 | Latavia Coleman - ACC second team Brooke Wyckoff - ACC third team |
| 2001 | Brooke Wyckoff - ACC first team Levys Torres - ACC third team; April Traylor - ACC third team Sue Semrau - ACC Coach of the Year |
| 2002 | Tasheika Allen - ACC third team |
| 2003 | Tasheika Allen - ACC second team |
| 2004 | Tasheika Allen - ACC second team Shante Williams - ACC All-Freshman team |
| 2005 | Roneeka Hodges - ACC first team Ganiyat Adeduntan - ACC honorable mention Alicia Gladden - ACC honorable mention Sue Semrau - ACC Coach of the Year |
| 2006 | Alicia Gladden - ACC third team Britany Miller - ACC All-Freshman team |
| 2007 | Alicia Gladden - ACC third team Jacinta Monroe - ACC All-Freshman team |
| 2008 | Tanae Davis-Cain - ACC honorable mention |
| 2009 | Jacinta Monroe - ACC second team Tanae Davis-Cain - ACC third team Mara Freshour - ACC third team Cierra Bravard - ACC All-Freshman team Sue Semrau - ACC Coach of the Year |
| 2010 | Jacinta Monroe - ACC first team Courtney Ward - ACC second team |
| 2011 | Cierra Bravard - ACC first team Courtney Ward - ACC third team Natasha Howard - ACC All-Freshman team |
| 2012 | Cierra Bravard - ACC third team Natasha Howard - ACC third team |
| 2013 | Leonor Rodriguez - ACC first team (Coaches, Blue Ribbon Panel) Alexa Deluzio - ACC first team (Coaches, Blue Ribbon Panel) Natasha Howard - ACC first team (Blue Ribbon Panel), ACC second team (Coaches) Chasity Clayton - ACC Sixth Player of the Year |
| 2014 | Natasha Howard - ACC first team (Coaches, Blue Ribbon Panel) |
| 2015 | Adut Bulgak - All-ACC First Team (Coaches, Blue Ribbon Panel) Leticia Romero - All-ACC Second Team (Coaches, Blue Ribbon Panel) Sue Semrau - ACC Coach of the Year (Coaches, Blue Ribbon Panel) Shakayla Thomas - All-ACC Freshman Team, ACC Sixth Player of the Year |
| 2016 | Adut Bulgak - All-ACC Second Team (Coaches, Blue Ribbon Panel) Shakayla Thomas - All-ACC First Team (Coaches, Blue Ribbon Panel), ACC Sixth Player of the Year |
| 2017 | Leticia Romero - All-ACC First Team (Blue Ribbon Panel), Second Team (Coaches) Shakayla Thomas - ACC Player of the Year (Coaches), All-ACC First Team (Coaches, B/R Panel) Chatrice White - ACC Sixth Player of the Year |
| 2018 | Shakayla Thomas - All-ACC First Team (Coaches, B/R Panel) Imani Wright - All-ACC First Team (Coaches, B/R Panel) |
| 2019 | Kiah Gillespie - All-ACC First Team (Coaches, B/R Panel) Valencia Myers - All-ACC Freshman Team |
| 2020 | Nicki Ekhomu - All-ACC First Team (Coaches, B/R Panel) Kiah Gillespie - All-ACC First Team (Coaches, B/R Panel) |
| 2021 | Morgan Jones - All-ACC First Team (Coaches) Second Team (B/R Panel) |
| 2022 | Morgan Jones - All-ACC First Team (Coaches) Second Team (B/R Panel) O'Mariah Gordon - All-ACC Freshman Team Makayla Timpson - All-ACC Freshman Team |

CONFERENCE ALL-TOURNAMENT TEAMS

| | |
|------|--|
| 1980 | Cherry Rivers, Metro |
| 1983 | Sue Galkantas, Metro |
| 1990 | Tia Paschal, Metro |
| 1991 | Wanda Burns, Metro (MVP); Tia Paschal, Metro |

| | |
|------|---|
| 1993 | Tia Paschal - ACC first team |
| 2000 | Latavia Coleman - ACC first team |
| 2001 | Brooke Wyckoff - ACC second team |
| 2009 | Tanae Davis-Cain - ACC second team Mara Freshour - ACC second team |
| 2014 | Natasha Howard - ACC second team |
| 2015 | Shakayla Thomas - ACC first team Leticia Romero - ACC second team |
| 2018 | Shakayla Thomas - ACC second team |
| 2020 | Kiah Gillespie - ACC first team Nausia Woolfolk - ACC first team Nicki Ekhomu - ACC second team |

ACC DEFENSIVE PLAYER OF THE YEAR

| | |
|------|---------------------|
| 2011 | Christian Hunnicutt |
|------|---------------------|

ACC ALL-DEFENSIVE TEAMS

| | |
|------|---------------------|
| 2000 | Brooke Wyckoff |
| 2001 | Brooke Wyckoff |
| 2005 | Alicia Gladden |
| 2006 | Alicia Gladden |
| 2007 | Alicia Gladden |
| 2009 | Jacinta Monroe |
| 2010 | Jacinta Monroe |
| 2011 | Christian Hunnicutt |
| 2012 | Natasha Howard |
| 2014 | Natasha Howard |
| 2016 | Brittany Brown |
| 2017 | Brittany Brown |
| 2021 | Morgan Jones |

ACC SELECT TEAM

| | |
|------|----------------|
| 1993 | Tia Paschal |
| 1994 | Christy Derlak |

CONFERENCE PLAYERS OF THE WEEK

| | |
|----------------------------------|---|
| Bev Burnett | 1985-86, 1987-88 (2), 1988-89 (Metro) |
| Chris Davis | 1987-88, 1990-91 (Metro) |
| Wanda Burns | 1989-90 (Metro) |
| Connie Robinson | 1991-92 ACC Rookie of the Week (twice) |
| Tia Paschal | 1990-91 (Metro), 1992-93 (ACC) |
| Carla Williams | 1995-96 (ACC) |
| Latavia Coleman | 1996-97 ACC Rookie of the Week; 1999-00 ACC Player of the Week (twice) |
| Brooke Wyckoff | 1997-98 ACC Rookie of the Week; 2000-01 ACC Player of the Week |
| April Traylor | 1998-99 ACC Rookie of the Week (twice) 2001-02 ACC Player of the Week |
| Angela Sutton | 1998-99 ACC Rookie of the Week |
| Levys Torres | 2000-01 ACC Player of the Week |
| Ganiyat Adeduntan, Holly Johnson | 2002-03 ACC Rookie of the Week |
| Tasheika Allen | 2003-04 ACC Player of the Week |
| Shante Williams | 2003-04 ACC Rookie of the Week (three times) |
| Roneeka Hodges | 2004-05 ACC Player of the Week (twice) |
| Ganiyat Adeduntan | 2004-05 ACC Player of the Week |
| Britany Miller | 2005-06 ACC Rookie of the Week (three times) |
| Jacinta Monroe | 2006-07 ACC Rookie of the Week (three times) |
| Alysha Harvin | 2006-07 ACC Rookie of the Week |
| Jacinta Monroe | 2008-09 Player of the Week |
| Cierra Bravard | 2008-09 Rookie of the Week (two times) |
| Courtney Ward | 2009-10 ACC Player of the Week |
| Chasity Clayton | 2009-10 ACC Freshman of the Week |
| Jacinta Monroe | 2009-10 ACC Player of the Week |
| Chelsea Davis | 2012-13 ACC Player of the Week |
| Alexa Deluzio | 2012-13 ACC Player of the Week |
| Leonor Rodriguez | 2012-13 ACC Player of the Week |
| Natasha Howard | 2012-13, 2013-14 ACC Player of the Week |
| Adut Bulgak | 2014-15 ACC Player of the Week |
| Shakayla Thomas | 2015-16 ACC Player of the Week 2017-18 ACC Player of the Week |
| Valencia Myers | 2018-19 ACC Rookie of the Week |
| River Baldwin | 2019-20 ACC Rookie of the Week (two times) |
| Kiah Gillespie | 2019-20 ACC Player of the Week (three times) |
| Nausia Woolfolk | 2019-20 ACC Player of the Week |

ACADEMIC HONORS

METRO CONFERENCE COMMISSIONER'S LIST

| | |
|---------|---|
| 1984-85 | Celia Slater, Penny Stone |
| 1985-86 | Sarah Hall |
| 1986-87 | Sarah Hall, Terri McCarty |
| 1987-88 | Sarah Hall, Terri McCarty |
| 1988-89 | Bev Burnett, Chris Davis, Luz Lopez, Robin Storey |
| 1989-90 | Chris Davis, Kelli Test, Shannon Hodge |
| 1990-91 | Robin Corn |

ACC POSTGRADUATE SCHOLARSHIP

| | |
|---------|---------------------|
| 1993-94 | Christy Derlak |
| 2000-01 | Brooke Wyckoff |
| 2010-11 | Christian Hunnicutt |

ACC ACADEMIC HONOR ROLL SECTIONS

| | |
|---------|---|
| 1991-92 | Robin Corn, Christy Derlak, Danielle Ryan |
| 1992-93 | Christy Derlak, Danielle Ryan, Allison Peercy |
| 1993-94 | Christy Derlak, Allison Peercy, Liberty Taylor, Angela Atkinson, Michelle Frank |
| 1994-95 | Allison Peercy, Liberty Taylor, Katina Cobbins, Wendy Hampton, Anja Pedersen |
| 1995-96 | Wendy Hampton, Kristen Parker, Leslie Waugh, Carla Williams |
| 1996-97 | Arleshia Davidson, Wendy Hampton, Kristen Parker, Leslie Waugh |
| 1997-98 | Arleshia Davidson, Vanessa Fuchs, Wendy Hampton, Latrice McLin, Jen Robinson, Leslie Waugh, Brooke Wyckoff |
| 1998-99 | Arleshia Davidson, Vanessa Fuchs, Val Linley, Jen Robinson, Lakesha Springle, Angela Sutton, Brooke Wyckoff |
| 1999-00 | Latavia Coleman, Molly Beal, Brooke Wyckoff, Vanessa Fuchs, Lauren Bradley, Levys Torres, Katelyn Vujas |
| 2000-01 | Molly Beal, Lauren Bradley, Vanessa Fuchs, Petra Hofmann, Lakesha Springle, Brooke Wyckoff |
| 2001-02 | Lauren Bradley, Genesis Choice, Linnea Liljestrand, Kim Small |
| 2002-03 | Ganiyat Adeduntan, Lauren Bradley, Holly Johnson, Linnea Liljestrand, Tasheika Allen |
| 2003-04 | Ganiyat Adeduntan, Nikki Anthony, Lauren Bradley, Alicia Gladden, Holly Johnson, Linnea Liljestrand, LaQuinta Neely |
| 2004-05 | Ganiyat Adeduntan, Nikki Anthony, Alicia Gladden, Christie Lautsch, Linnea Liljestrand, Hannah Linquist |
| 2005-06 | Ganiyat Adeduntan, Nikki Anthony, Tiffany Buckelew, Mara Freshour, Alicia Gladden, Holly Johnson, LaQuinta Neely, Dranadia Roc |
| 2006-07 | Nikki Anthony, Tiffany Buckelew, Mara Freshour, Alicia Gladden, Christie Lautsch |
| 2007-08 | Mara Freshour, Christian Hunnicutt |
| 2008-09 | Mara Freshour, Kayli Keough |
| 2009-10 | Chasity Clayton, Christian Hunnicutt, Kayli Keough |
| 2010-11 | Christian Hunnicutt |
| 2011-12 | Chasity Clayton, Emma Loucks, Ebony Wells |
| 2012-13 | Chasity Clayton, Morgan Toles |
| 2013-14 | Gabby Bevilard, Emiah Bingley, Brittany Brown, Lauren Coleman, Morgan Jones |
| 2014-15 | Gabby Bevilard, Brittany Brown, Maegan Conwright, Ama Degbeon, Kai James, Leticia Romero, Ivey Slaughter |
| 2015-16 | Rachel Antoniadou, Gabby Bevilard, Emiah Bingley, Brittany Brown, Maria Conde, Ama Degbeon, Kai James, Leticia Romero, Ivey Slaughter |
| 2016-17 | Gabby Bevilard, Brittany Brown, Maria Conde, Ama Degbeon, Iho Lopez, Leticia Romero, Ivey Slaughter, Chatrice White, Imani Wright |
| 2017-18 | Ama Degbeon, Sayawni Lassiter, Iho Lopez, Chatrice White, Savannah Wilkinson, Imani Wright |
| 2018-19 | Nicki Ekhomu, Sayawni Lassiter, Iho Lopez, Valencia Myers, Izabela Nicoletti, Kourtney Weber, Savannah Wilkinson |
| 2019-20 | River Baldwin, London Clarkson, Nicki Ekhomu, Morgan Jones, Sayawni Lassiter, Izabela Nicoletti Leite, Valencia Myers, Samantha Puisis, Kourtney Weber, Savannah Wilkinson, Nausia Woolfolk |
| 2020-21 | River Baldwin, Erin Howard, Morgan Jones, Sayawni Lassiter, Izabela Nicoletti Leite, Valencia Myers, Samantha Puisis, Kourtney Weber, Savannah Wilkinson |
| 2021-22 | River Baldwin, Amaya Brown, O'Mariah Gordon, Erin Howard, Morgan Jones, Izabela Nicoletti, Valencia Myers, Sammie Puisis, Makayla Timpson, Mariana Valenzuela, Kourtney Weber |



Christy Derlak

ALL-ACC ACADEMIC TEAM

| | |
|------|--|
| 1998 | Arleshia Davidson, Wendy Hampton, Brooke Wyckoff |
| 1999 | Jen Robinson, Brooke Wyckoff |
| 2000 | Molly Beal, Brooke Wyckoff |
| 2001 | Molly Beal, Vanessa Fuchs, Brooke Wyckoff |
| 2002 | Linnea Liljestrand |
| 2003 | Holly Johnson |
| 2004 | Ganiyat Adeduntan, Lauren Bradley |
| 2005 | Ganiyat Adeduntan, Linnea Liljestrand |
| 2006 | Ganiyat Adeduntan, Alicia Gladden, Holly Johnson, LaQuinta Neely |
| 2007 | Nikki Anthony, Mara Freshour, Alicia Gladden |
| 2008 | Mara Freshour |
| 2009 | Mara Freshour |
| 2010 | Christian Hunnicutt |
| 2011 | Christian Hunnicutt |
| 2015 | Brittany Brown |
| 2016 | Brittany Brown, Leticia Romero, Ivey Slaughter |
| 2017 | Brittany Brown, Leticia Romero, Ivey Slaughter, Chatrice White |
| 2018 | AJ Alix, Ama Degbeon, Chatrice White, Imani Wright |
| 2020 | River Baldwin, Morgan Jones |
| 2021 | Valencia Myers, Sammie Puisis, Morgan Jones, Kourtney Weber |
| 2022 | Morgan Jones, O'Mariah Gordon, Makayla Timpson |



Ganiyat Adeduntan

ALL-TIME LETTERWINNERS

| A | |
|--------------------|---------------|
| Abraham, Joanne | 1970-73 (3) |
| Adams, Leslie | 1992-93 (1) |
| Adeduntan, Ganiyat | 2002-06 (4) |
| Alexander, Vicki | 1976-77 (1) |
| Alix, AJ | 2017-2018 (1) |
| Allen, Deb | 1971-74 (3) |
| Allen, Tasheika | 2001-04 (3) |
| Anthony, Nikki | 2004-07 (3) |
| Antoniadou, Rachel | 2015-16 (1) |
| Arnold, Jackie | 1977-79 (2) |
| Arnoldi, Alison | 1990-94 (4) |
| Atkinson, Angela | 1993-94 (1) |

| B | |
|--------------------------|--------------------|
| Bailey, Jan | 1973-76 (3) |
| Baker, Jill | 1980-84 (4) |
| Baldwin, River | 2019-22 (3) |
| Barrineau, Karen | 1977-79 (2) |
| Battles, Judy | 1974-77 (3) |
| Beal, Molly | 1999-01 (2) |
| Bebee, Marion | 1972-73 (1) |
| Bejedi, Sara | 2020-Pr (2) |
| Belcher, Debra | 1972-73 (1) |
| Bennett, Lea | 1998-99 (2) |
| Bevillard, Gabby | 2014-15 (1) |
| Bingley, Emiah | 2013-16 (3) |
| Blaydes, Diane | 1978-80 (2) |
| Boehmer, Cindy | 1972-76 (4) |
| Bohall, Bonnie | 1972-73 (1) |
| Bouknight, Veronica | 1985-86 (1) |
| Bradley, Lauren | 1999-04 (4) |
| Bravard, Cierra | 2008-11 (4) |
| Bresnahan, Olivia | 2010-12 (2) |
| Brokas, Chris | 1975-77 (2) |
| Brown, Amaya | 2018-22 (3) |
| Brown, Brittany | 2013-17 (4) |
| Brown, Lako | 1997-01 (4) |
| Brown, Susan | 1973-76 (3) |
| Brown, Terry | 1972-74 (2) |
| Buchanan-Berryhill, Mary | 1986-93 (3) |
| Buckelew, Tiffany | 2004-07 (3) |
| Buford, Kyria | 2005-06 (1) |
| Bulgak, Adut | 2014-16 (2) |
| Burgun, Ruthann | 1980-81 (1) |
| Burnette, Bev | 1984-89 (4) |
| Burns, Wanda | 1988-91 (3) |
| Burroughs, Joye | 1981-82 (1) |

| C | |
|--------------------|----------------------|
| Cannon, Mary Anne | 1972-76 (4) |
| Choice, Genesis | 2001-04 (3) |
| Clark, Gussie | 1984-88 (4) |
| Clarkson, London | 2019-20 (1) |
| Clayton, Chasity | 2008-13 (4) |
| Cliette, Brenda | 1982-83, 1986-87 (2) |
| Cobbins, Katina | 1991-95 (3) |
| Coleman, Latavia | 1996-00 (4) |
| Coleman, Lauren | 2010-15 (4) |
| Collins, Ann | 1976-78 (2) |
| Collins, Debra | 1988-89 (1) |
| Colquitt, Emma | 1972-76 (4) |
| Conde, Maria | 2015-17 (2) |
| Conwright, Maegan | 2014-15 (1) |
| Corn, Robin | 1987-92 (4) |
| Crutchfield, Linda | 1972-74 (2) |

| D | |
|--------------------|-------------|
| Davidson, Arleshia | 1995-99 (4) |
| Davis, Chelsea | 2009-13 (4) |
| Davis, Chris | 1987-91 (4) |
| Davis, Melissa | 1977-78 (1) |
| Davis, Vicki | 1970-73 (3) |
| Davis-Cain, Tanee | 2005-09 (4) |
| Degbeon, Ama | 2014-18 (4) |
| Delgado, Yashira | 2012-14 (2) |
| Deluzio, Alexa | 2008-13 (4) |

| | |
|--------------------|-------------|
| Derlak, Christy | 1990-94 (4) |
| Dishman, Chantelle | 1989-93 (4) |
| Drew, Tizza | 1976-77 (1) |

| E-F | |
|-------------------|-------------|
| Edwards, Debbie | 1969-72 (3) |
| Eilbacher, Denise | 1976-78 (2) |
| England, Tiana | 2020-22 (2) |
| Ekhomu, Nicki | 2016-20 (4) |
| Erickson, Cathy | 1992-93 (1) |
| Fahey, Meg | 1981-82 (1) |
| Foglio, Lisa | 1980-83 (3) |
| Fowler, Tanya | 1988-92 (4) |
| Frank, Cindy | 1970-73 (3) |
| Frank, Michelle | 1992-94 (2) |
| Freshour, Mara | 2005-09 (4) |
| Fuchs, Vanessa | 1997-01 (4) |

| G | |
|-------------------------|--------------------|
| Gailey, Becky | 1977-78 (1) |
| Galkantas, Nancy | 1981-83 (2) |
| Galkantas, Sue | 1980-84 (4) |
| Galloway, Karen | 1989-91 (2) |
| Garrett, Val | 1984-87 (3) |
| Gillespie, Kiah | 2018-20 (2) |
| Gladden, Alicia | 2003-07 (4) |
| Glover, Cheryl | 1985-86 (1) |
| Golden, Scooby | 1978-80 (2) |
| Gomez, Jan | 1969-71 (2) |
| Gonzalez, Clara | 1974-77 (3) |
| Gordon, O'Mariah | 2021-Pr (1) |
| Gracey, Tamara | 1998-99 (1) |
| Graham, Marlene | 1972-76 (4) |
| Gray, Angel | 2006-10 (4) |
| Gray, Joan | 1969-72 (3) |
| Gray, Linda | 1978-81 (3) |
| Griffin, Pamela | 1973-74 (1) |
| Grimes, Sarah | 1987-89 (2) |
| Gwyn, Moody | 1985-86 (1) |

| H | |
|---------------------|--------------------|
| Hall, Sarah | 1984-88 (4) |
| Hampton, Wendy | 1994-98 (4) |
| Harden, Gina | 1978-80 (2) |
| Harper, Rose | 1977-81 (4) |
| Harris, Valene | 1985-87 (2) |
| Harstvedt, Peggy | 1975-78 (3) |
| Harvin, Alysha | 2006-10 (4) |
| Harvis, Aline | 1987-89 (2) |
| Hatzell, Brauna | 1977-78 (1) |
| Heaps, Meghan | 1995-97 (2) |
| Hodge, Shannon | 1988-92 (4) |
| Hodges, Roneeka | 2004-05 (1) |
| Hofmann, Petra | 2000-02 (2) |
| Howard, Antionette | 2007-08 (1) |
| Howard, Erin | 2020-Pr (1) |
| Howard, Natasha | 2010-14 (4) |
| Houston, Candi | 1969-71 (2) |
| Houston, Francine | 2002-03 (1) |
| Hunnicut, Christian | 2007-10 (4) |

| I-J-K | |
|-------------------------|-------------|
| Ivy, Rita | 1969-72 (3) |
| Jackson, Bianca | 2019-22 (2) |
| James, Kai | 2013-17 (4) |
| Johnson, Holly | 2002-06 (4) |
| Jones, Morgan | 2013-15 (2) |
| Jones, Morgan | 2018-22 (4) |
| Kaminski, Sheri | 1983-87 (4) |
| Keough, Kayli | 2008-10 (2) |
| King-Gilchrist, Jakelle | 2012-13 (1) |
| Kocsis, Francene | 1974-76 (2) |
| Koontz, Barb | 1973-76 (3) |

| L | |
|---------------------|-------------|
| Laine, Charlene | 1969-72 (3) |
| Lappe, Martha | 1977-79 (2) |
| Lardie, Maria | 1988-90 (2) |
| Lasseeter, June | 1979-80 (1) |
| Lasseeter, Laine | 1978-82 (4) |
| Lassiter, Sayawmi | 2018-21 (3) |
| Lautsch, Christie | 2004-07 (3) |
| Liljestrand, Linnea | 2001-05 (4) |
| Linley, Val | 1997-99 (2) |
| Linguist, Hannah | 2002-06 (4) |
| Lopez, Iho | 2017-19 (2) |
| Lopez, Luz | 1988-90 (2) |

| M | |
|------------------------|--------------------|
| Macon, Stacy | 1976-77 (1) |
| Marnie, Lynn | 1979-83 (4) |
| McCarty, Terri | 1984-88 (3) |
| McDonald, Lynn Dee | 1979-81 (2) |
| McGowan, Linda-Ann | 1983-86 (3) |
| McKinney, Yvette | 1972-75 (3) |
| McLin, Latrice | 1994-98 (4) |
| Miller, Britany | 2005-07 (2) |
| Miller, Jennifer | 1995-97 (2) |
| Mingo, Tay'ler | 2010-11 (2) |
| Kristi Mokube | 2011-13 (2) |
| Moneymaker, Stacy | 1983-84 (1) |
| Monroe, Jacinta | 2006-10 (4) |
| Moore, Cayla | 2006-09 (4) |
| Moore, Trinetta | 2001-04 (3) |
| Moorefield, Lysa | 1994-98 (4) |
| Myers, Valencia | 2018-Pr (4) |

| N-O | |
|--------------------|-------------|
| Neely, LaQuinta | 2001-06 (4) |
| Nelson, Val | 1976-77 (1) |
| Nicoletti, Izabela | 2018-22 (2) |
| Oliver, LeeVayne | 1980-84 (4) |
| O'Neal, Sunnie | 1979-82 (3) |
| Owen, Anne | 1969-71 (2) |

| P | |
|--------------------|-------------|
| Palgut, Karyn | 1981-82 (1) |
| Parker, Kristy | 1995-97 (2) |
| Parr, Barb | 1973-76 (3) |
| Paschal, Tia | 1989-93 (4) |
| Pedersen, Anja | 1994-95 (1) |
| Peercy, Allison | 1991-95 (4) |
| Penn, Aletha | 1994-98 (4) |
| Piatnik, Jan | 1984-88 (4) |
| Pierce, Ronald | 2003-04 (1) |
| Pink, Patti | 1975-77 (2) |
| Podulka, Kris | 1978-81 (3) |
| Preston, Antonette | 1993-94 (1) |
| Preston, Gayle | 1974-76 (2) |
| Puisis, Sammie | 2019-22 (3) |
| Putzi, Debbie | 1980-81 (1) |

| Q-R | |
|---------------------|-------------|
| Richardson, Shakena | 2014-15 (1) |
| Rickardson, Kim | 1976-77 (1) |
| Rickman, Tanisha | 1994-95 (1) |
| Rimson, Lorraine | 1983-85 (2) |
| Rivers, Cherry | 1976-80 (4) |
| Robinson, Connie | 1991-92 (1) |
| Robinson, Jen | 1995-99 (4) |
| Rodriguez, Leonor | 2009-13 (4) |
| Romero, Leticia | 2014-17 (3) |
| Ruffo, Sandra | 1977-78 (1) |
| Ryan, Danielle | 1989-93 (4) |

| S | |
|---------------|-------------|
| Seamon, Susan | 1970-73 (3) |

| | |
|-------------------|--------------------|
| Shannon, Darlene | 1977-79 (2) |
| Sharpe, Joanne | 1969-72 (3) |
| Shaw, Jode | 1974-75 (1) |
| Shields, Dawn | 1979-80 (1) |
| Shuler, Meg | 1978-79 (1) |
| Sildsby, Shirley | 1975-78 (3) |
| Slater, Celia | 1983-85 (2) |
| Slaughter, Ivey | 2013-17 (4) |
| Small, Kim | 2000-02 (2) |
| Smith, Lori | 1983-84 (1) |
| Sperring, Vicki | 1970-72 (2) |
| Springle, Lakesha | 1998-02 (4) |
| Stokes, Glenda | 2000-02 (4) |
| Stone, Penny | 1984-85 (1) |
| Storey, Robin | 1987-89 (2) |
| Sutton, Angela | 1998-00, 02-04 (4) |

| T-U-V | |
|----------------------------|--------------------|
| Taylor, Liberty | 1991-95 (4) |
| Test, Kelli | 1987-91 (4) |
| Thomas, Karen | 1988-90 (2) |
| Thomas, Shakayla | 2014-18 (4) |
| Thomas, Terry | 1977-78 (1) |
| Thrapp, Susie | 1980-81 (1) |
| Timpson, Makayla | 2021-Pr (1) |
| Tinsley, Teresa | 1978-80 (2) |
| Tippins, Debbie | 1976-77 (1) |
| Torres, Levys | 1999-01 (2) |
| Traylor, April | 1998-02 (4) |
| Tucker, Angela | 1985-88 (3) |
| Valenzuela, Mariana | 2021-Pr (1) |
| Vujas, Katelyn | 1999-03 (4) |

| W-X-Y-Z | |
|---------------------|-------------|
| Walker, Kaila | 1993-94 (1) |
| Walker, Tracy | 1989-92 (3) |
| Ward, Courtney | 2007-10 (4) |
| Washington, Sharron | 1993-94 (1) |
| Waugh, Leslie | 1995-97 (2) |
| Weber, Kourtney | 2018-22 (4) |
| Weigand, Cheryl | 1975-78 (3) |
| White, Chatrice | 2016-18 (2) |
| White, Elizabeth | 1972-74 (2) |
| White, Kristy | 1995-97 (2) |
| Whiting, Shinikki | 1999-02 (3) |
| Wilkinson, Savannah | 2017-21 (3) |
| Williams, Carla | 1994-96 (2) |
| Williams, Shante | 2003-08 (4) |
| Wood, Lahna | 1982-83 (1) |
| Woods, Ursula | 1992-93 (1) |
| Woolfolk, Nausia | 2016-20 (4) |
| Wright, Diana | 1970-72 (2) |
| Wright, Imani | 2016-18 (2) |
| Wright, Monica | 1969-72 (3) |
| Wyckoff, Brooke | 1997-01 (4) |

Active players in **Bold**

ALL-TIME JERSEY NUMBERS

(Letterwinners starting with 1978-79 season)

| | |
|----------------|---------|
| #0 | |
| Kai James | 2013-14 |
| Bianca Jackson | 2019-22 |

| | |
|------------------|---------|
| #00 | |
| Lakesha Springle | 1998-99 |
| Chasity Clayton | 2008-13 |

| | |
|--------------------|---------|
| #1 | |
| Linnea Liljestrand | 2001-05 |
| Angel Gray | 2006-10 |
| Morgan Toles | 2012-13 |
| Morgan Jones | 2013-15 |
| River Baldwin | 2019-22 |

| | |
|----------------|---------|
| #2 | |
| LaQuinta Neely | 2001-06 |
| Alysha Harvin | 2006-10 |
| Adut Bulgak | 2014-16 |
| Sammie Puisis | 2019-22 |

| | |
|------------------------|----------------|
| #3 | |
| Shinikki Whiting | 1999-02 |
| Tiffany Buckelew | 2004-07 |
| Alexa Deluzio | 2008-13 |
| Emiah Bingley | 2013-16 |
| Sayawni Lassiter | 2017-21 |
| Amaya Brown | 2018-21 |
| O'MARIAH GORDON | 2021-Pr |

| | |
|--------------------|----------------|
| #4 | |
| Antonette Preston | 1993-94 |
| Petra Hofmann | 2000-02 |
| Cayla Moore | 2005-09 |
| Emma Loucks | 2011 |
| Rachel Antoniadou | 2015-16 |
| AJ Alix | 2017-2018 |
| SARA BEJEDI | 2020-Pr |

| | |
|---------------------------|----------------|
| #5 | |
| Angela Atkinson | 1993-94 |
| Latrice McLin | 1994-98 |
| Trinetta Moore | 2001-04 |
| Roneeka Hodges | 2004-05 |
| Christian Hunnicutt | 2007-2010 |
| Yashira Delgado | 2012-14 |
| MARIANA VALENZUELA | 2021-Pr |

| | |
|--------------|---------|
| #9 | |
| Kaila Walker | 1993-94 |

| | |
|------------------|-------------|
| #10 | |
| Susie Thrapp | 1980-81 |
| Lahna Wood | 1982-83 |
| Jill Baker | 1982-84 |
| Valerie Garrett | 1984-87 |
| Katina Cobbins | 1991, 93-95 |
| Val Linley | 1997-99 |
| Lakesha Springle | 1999-02 |
| Mara Freshour | 2005-09 |
| Leonor Rodriguez | 2009-13 |
| Leticia Romero | 2014-17 |
| Kourtney Weber | 2018-22 |

| | |
|-------------|---------|
| #11 | |
| Lynn Marnie | 1979-82 |

| | |
|----------------|------------------|
| Sunnie O'Neal | 1979-82 |
| Jan Piatnik | 1984-88 |
| Shannon Hodge | 1988-92 |
| Michelle Frank | 1992-94 |
| Angela Sutton | 1998-00; 2002-04 |
| Chania Ray | 2014 |
| Maria Conde | 2015-17 |
| Iho Lopez | 2017-18 |

| | |
|------------------------|-----------|
| #12 | |
| Teresa Tinsley | 1978-80 |
| Sheri Kaminski | 1983-87 |
| Robin Storey | 1987-89 |
| Luz Lopez | 1989-90 |
| Alison Arnoldi | 1990-94 |
| Kristy Parker | 1995-97 |
| April Traylor | 1998-02 |
| Holly Johnson | 2002-06 |
| Courtney Ward | 2007-2010 |
| Jakelle King-Gilchrist | 2012-13 |
| Brittany Brown | 2013-17 |
| Nicki Ekhomu | 2017-20 |
| Savannah Wilkinson | 2019-21 |

| | |
|-----------------|---------|
| #13 | |
| Lori Smith | 1983-84 |
| Chris Davis | 1987-91 |
| Jennifer Miller | 1995-97 |
| Levys Torres | 1999-01 |
| Nausia Woolfolk | 2016-20 |

| | |
|--------------------|----------------|
| #14 | |
| Rose Harper | 1977-81 |
| Jill Baker | 1982-84 |
| Joye Burroughs | 1981-82 |
| Gussie Clark | 1984-88 |
| Tanya Fowler | 1988-92 |
| Francine Houston | 2002-03 |
| Tay'ler Mingo | 2010-11 |
| Gabi Alfonso | 2013-14 |
| ERIN HOWARD | 2020-22 |

| | |
|-------------------|---------|
| #15 | |
| Scooby Golden | 1978-80 |
| Kyria Buford | 2005-06 |
| Antionette Howard | 2007-09 |
| Maegan Conwright | 2014-15 |
| Kiah Gillespie | 2017-20 |

| | |
|-------------------|---------|
| #20 | |
| Linda Gray | 1978-81 |
| Linda Ann McGowan | 1983-86 |
| Christy Derlak | 1990-94 |
| Aletha Penn | 1994-98 |
| Katelyn Vujas | 1999-03 |
| Tanae Davis-Cain | 2005-09 |
| Kristi Mokube | 2011-13 |
| Shakayla Thomas | 2014-18 |

| | |
|------------------------|----------------|
| #21 | |
| Aline Harvis | 1987-89 |
| Kristy White | 1995-97 |
| Brooke Wyckoff | 1997-01 |
| Christie Lautsch | 2004-07 |
| MAKAYLA TIMPSON | 2021-Pr |

| | |
|-------------------|---------|
| #22 | |
| Lynn Dee McDonald | 1979-81 |

| | |
|------------------|---------|
| Celia Slater | 1983-85 |
| Moody Gwyn | 1985-86 |
| Wanda Burns | 1988-91 |
| Carla Williams | 1994-96 |
| Vanessa Fuchs | 2000-01 |
| Shante Williams | 2003-08 |
| Kayli Keough | 2008-09 |
| Olivia Bresnahan | 2010-12 |

| | |
|--------------------|---------|
| #23 | |
| Bev Burnett | 1985-86 |
| Brenda Cliette | 1986-87 |
| Robin Corn | 1987-92 |
| Sharron Washington | 1993-94 |
| Arleshia Davidson | 1995-99 |
| Shinikki Whiting | 1999-00 |
| Alicia Gladden | 2003-07 |
| Ivey Slaughter | 2013-17 |
| Tiana England | 2020-22 |

| | |
|--------------------|---------|
| #24 | |
| Kris Podulka | 1978-81 |
| Kelli Test | 1987-91 |
| Liberty Taylor | 1991-95 |
| Jen Robinson | 1995-99 |
| Kim Small | 2000-01 |
| Shakena Richardson | 2014-15 |
| Nicki Ekhomu | 2016-17 |
| Morgan Jones | 2018-Pr |

| | |
|-----------------|---------|
| #25 | |
| Jill Baker | 1980-81 |
| Valene Harris | 1985-87 |
| Connie Robinson | 1991-92 |
| Lako Brown | 1997-01 |
| Ama Degbeon | 2014-18 |

| | |
|-----------------|---------|
| #30 | |
| Terri McCarty | 1984-85 |
| Sarah Hall | 1986-88 |
| Tia Paschal | 1989-93 |
| Tanisha Rickman | 1994-95 |
| Latavia Coleman | 1996-00 |

| | |
|--------------------|---------|
| #31 | |
| Debbie Putz | 1980-81 |
| Lahna Wood | 1982-83 |
| Cheryl Glover | 1985-86 |
| Karen Thomas | 1988-90 |
| Lysa Moorefield | 1994-98 |
| Ganiyat Adeduntan | 2002-06 |
| Ebony Wells | 2011-13 |
| Savannah Wilkinson | 2017-19 |

| | |
|-----------------------|----------------|
| #32 | |
| Penny Stone | 1984-85 |
| Terri McCarty | 1987-88 |
| Karen Galloway | 1989-91 |
| Allison Peercy | 1991-95 |
| Mehgan Heaps | 1995-97 |
| Molly Beal | 1999-01 |
| Lauren Coleman | 2010-15 |
| Imani Wright | 2015-18 |
| VALENCIA MYERS | 2018-Pr |

| | |
|-----------------|---------|
| #33 | |
| Cherry Rivers | 1976-80 |
| LeeVayne Oliver | 1980-84 |
| Bev Burnett | 1988-89 |

| | |
|-------------------|---------|
| Danielle Ryan | 1989-93 |
| Kaila Walker | 1993-94 |
| Vanessa Fuchs | 1997-00 |
| Tasheika Allen | 2001-04 |
| Britany Miller | 2005-08 |
| Natasha Howard | 2010-14 |
| Izabela Nicoletti | 2018-22 |

| | |
|------------------|---------|
| #34 | |
| Jackie Arnold | 1977-79 |
| Tracy Walker | 1989-92 |
| Hannah Linguist | 2002-06 |
| Chelsea Davis | 2009-13 |
| Gabby Beveillard | 2014-15 |
| London Clarkson | 2019-20 |

| | |
|----------------|---------|
| #35 | |
| Laine Lasseter | 1980-82 |
| Debra Collins | 1988-89 |

| | |
|---------------|---------|
| #40 | |
| June Lasseter | 1979-80 |
| Lisa Foglio | 1980-83 |

| | |
|----------------|---------|
| #41 | |
| Laine Lasseter | 1978-80 |
| Tamara Gracey | 1998-99 |

| | |
|------------------|---------|
| #42 | |
| Stacy MoneyMaker | 1983-84 |
| Sarah Hall | 1984-85 |
| Sarah Grimes | 1987-89 |
| Leslie Waugh | 1995-97 |
| Genesis Choice | 2001-04 |
| Kai James | 2014-17 |

| | |
|---------------|---------|
| #43 | |
| Sue Galkantas | 1980-84 |

| | |
|-------------------|---------|
| #44 | |
| Glenda Stokes | 1979-80 |
| Meg Fahey | 1981-82 |
| Brenda Cliette | 1983-84 |
| Angela Tucker | 1985-88 |
| Chantelle Dishman | 1989-93 |
| Anja Pedersen | 1994-95 |
| Lauren Bradley | 1999-04 |
| Nikki Anthony | 2004-07 |

| | |
|----------------|---------|
| #45 | |
| Meg Schuler | 1978-79 |
| Ruthann Burgan | 1980-81 |
| Lynn Marnie | 1982-83 |
| Ursula Woods | 1992-93 |
| Wendy Hampton | 1994-98 |

| | |
|--------------------|-----------|
| #50 | |
| Nancy Galkantas | 1981-83 |
| Veronica Bouknight | 1985-86 |
| Maria Lardie | 1988-90 |
| Jacinta Monroe | 2006-2010 |
| Chatrice White | 2016-18 |

| | |
|-------------|---------|
| #51 | |
| Lea Bennett | 1998-00 |

| | |
|-------------------------|----------------|
| #52 | |
| Glenda Stokes | 1982-83 |
| Mary Buchanan Berryhill | 1986-87, 92-93 |

NCAA POSTSEASON HISTORY

1978

State Tournament

| | |
|------------------|------------------|
| South Florida 70 | FSU 65 |
| FSU 86 | South Florida 61 |
| South Florida 61 | FSU 59 |

1980

FAIAW State Tournament Tampa, Fla.

| | |
|---------|------------------|
| FSU 100 | South Florida 88 |
|---------|------------------|

AIAW Region Tournament Clinton, Miss.

| | |
|-----------|--------|
| Mercer 84 | FSU 75 |
|-----------|--------|

1981

FAIA State Tournament Daytona Beach, Fla.

| | |
|----------|--------|
| Miami 79 | FSU 70 |
|----------|--------|

1982

FAIAW State Tournament Daytona Beach, Fla.

| | |
|--------|----------------|
| FSU 84 | Miami 80 |
| FSU 76 | Florida A&M 65 |

AIAW Region 111 Tournament

| | |
|-----------------------|------------------------|
| FSU 71 | Mississippi College 69 |
| Georgia Southern 81 | FSU 78 |
| Mississippi Valley 95 | FSU 83 |

National Women's Invitational Tournament

| | |
|-------------------|---------------|
| FSU 76 | Pepperdine 63 |
| FSU 75 | BYU 71 |
| Championship Game | |
| Oregon State 76 | FSU 60 |

1983

NCAA Mideast First Round* University, Miss.

| | |
|-------------|--------|
| Ole Miss 86 | FSU 76 |
|-------------|--------|

*First team in Florida to earn NCAA Tournament bid

1990

NCAA Mideast First Round Tallahassee, Fla.

| | |
|---------------|--------|
| Penn State 83 | FSU 73 |
|---------------|--------|

1991

NCAA Mideast First Round Tallahassee, Fla.

| | |
|--------|----------------------|
| FSU 96 | Appalachian State 57 |
|--------|----------------------|

NCAA Mideast Second Round Bowling Green, Ky.

| | |
|---------------------|--------|
| Western Kentucky 72 | FSU 69 |
|---------------------|--------|

2001

NCAA Midwest First Round Ames, Iowa

| | |
|--------|-----------|
| FSU 72 | Tulane 70 |
|--------|-----------|

NCAA Midwest Second Round Ames, Iowa

| | |
|---------------|--------|
| Iowa State 85 | FSU 70 |
|---------------|--------|

2003

Women's National Invitational Tournament Tallahassee, Fla.

| | |
|--------|--------------------------|
| FSU 71 | Florida International 51 |
|--------|--------------------------|

| | |
|--------------|--|
| Auburn, Ala. | |
|--------------|--|

| | |
|-----------|--------|
| Auburn 68 | FSU 57 |
|-----------|--------|

2004

Women's National Invitational Tournament Mobile, Ala.

| | |
|--------|------------------|
| FSU 67 | South Alabama 61 |
|--------|------------------|

Richmond, Va.

| | |
|-------------|--------|
| Richmond 84 | FSU 77 |
|-------------|--------|

2005

NCAA Midwest First Round Storrs, Conn.

| | |
|--------|-------------|
| FSU 87 | Richmond 54 |
|--------|-------------|

NCAA Midwest Second Round Storrs, Conn.

| | |
|----------------|--------|
| Connecticut 70 | FSU 52 |
|----------------|--------|

2006

NCAA Midwest First Round Denver, Colo.

| | |
|--------|-------------------|
| FSU 80 | Louisiana Tech 71 |
|--------|-------------------|

NCAA Midwest Second Round Denver, Colo.

| | |
|-------------|--------|
| Stanford 88 | FSU 70 |
|-------------|--------|

2007

NCAA Fresno Regional First Round Stanford, Calif.

| | |
|--------|-----------------|
| FSU 85 | Old Dominion 75 |
|--------|-----------------|

NCAA Fresno Regional Second Round Stanford, Calif.

| | |
|--------|-------------|
| FSU 68 | Stanford 61 |
|--------|-------------|

NCAA Fresno Regional Sweet 16 Fresno, Calif.

| | |
|--------|--------|
| LSU 55 | FSU 43 |
|--------|--------|

2008

NCAA Des Moines Regional First Round Des Moines, Iowa

| | |
|--------|---------------|
| FSU 60 | Ohio State 49 |
|--------|---------------|

NCAA Des Moines Regional Second Round Des Moines, Iowa.

| | |
|-------------------|-------------|
| Oklahoma State 73 | FSU 72 (OT) |
|-------------------|-------------|

2009

NCAA Duluth Regional First Round Duluth, Ga.

| | |
|--------|-------------|
| FSU 83 | N.C. A&T 71 |
|--------|-------------|

NCAA Duluth Regional Second Round Duluth, Ga.

| | |
|------------------|--------|
| Arizona State 63 | FSU 58 |
|------------------|--------|

2010

NCAA Dayton Regional First Round Tallahassee, Fla.

| | |
|--------|-------------------|
| FSU 75 | Louisiana Tech 61 |
|--------|-------------------|

NCAA Dayton Regional Second Round Tallahassee, Fla.

| | |
|--------|--------------------|
| FSU 66 | St. John's 65 (OT) |
|--------|--------------------|

NCAA Dayton Regional Sweet 16 Dayton, Ohio

| | |
|--------|----------------------|
| FSU 74 | Mississippi State 71 |
|--------|----------------------|

NCAA Dayton Regional Elite Eight Dayton, Ohio

| | |
|----------|--------|
| UConn 90 | FSU 50 |
|----------|--------|

2011

NCAA Dallas Regional First Round Auburn, Ala.

| | |
|--------|------------|
| FSU 76 | Samford 46 |
|--------|------------|

NCAA Dallas Regional Second Round Auburn, Ala.

| | |
|------------|--------|
| Georgia 61 | FSU 59 |
|------------|--------|

2013

NCAA Oklahoma City Regional First Round Waco, Texas

| | |
|--------|--------------|
| FSU 60 | Princeton 44 |
|--------|--------------|

NCAA Oklahoma City Regional Second Round Waco, Texas

| | |
|-----------|--------|
| Baylor 85 | FSU 47 |
|-----------|--------|

2014

NCAA Stanford Regional First Round Ames, Iowa

| | |
|--------|---------------|
| FSU 55 | Iowa State 44 |
|--------|---------------|

NCAA Stanford Regional Second Round Ames, Iowa

| | |
|-------------|--------|
| Stanford 63 | FSU 44 |
|-------------|--------|

2015

NCAA Greensboro Regional First Round Tallahassee, Fla.

| | |
|--------|------------------|
| FSU 91 | Alabama State 49 |
|--------|------------------|

NCAA Greensboro Regional Second Round Tallahassee, Fla.

| | |
|--------|---------|
| FSU 65 | FGCU 47 |
|--------|---------|

NCAA Greensboro Regional Sweet 16 Greensboro, N.C.

| | |
|--------|------------------|
| FSU 66 | Arizona State 65 |
|--------|------------------|

NCAA Greensboro Regional Elite Eight Greensboro, N.C.

| | |
|-------------------|--------|
| South Carolina 80 | FSU 74 |
|-------------------|--------|

2016

NCAA College Station Regional First Round College Station, Texas

| | |
|--------|---------------------|
| FSU 72 | Middle Tennessee 55 |
|--------|---------------------|

NCAA College Station Regional Second Round College Station, Texas

| | |
|--------|--------------|
| FSU 74 | Texas A&M 56 |
|--------|--------------|

NCAA Dallas Regional Sweet 16 Dallas, Texas

| | |
|-----------|--------|
| Baylor 78 | FSU 58 |
|-----------|--------|

2017

NCAA Tallahassee Regional First Round Tallahassee, Fla.

| | |
|--------|---------------------|
| FSU 87 | Western Illinois 66 |
|--------|---------------------|

NCAA Tallahassee Regional Second Round Tallahassee, Fla.

| | |
|--------|-------------|
| FSU 77 | Missouri 55 |
|--------|-------------|

NCAA Stockton Regional Sweet 16 Stockton, Calif.

| | |
|--------|-----------------|
| FSU 66 | Oregon State 53 |
|--------|-----------------|

NCAA Stockton Regional Elite Eight Stockton, Calif.

| | |
|-------------------|--------|
| South Carolina 71 | FSU 64 |
|-------------------|--------|

2018

NCAA Tallahassee Regional First Round Tallahassee, Fla.

| | |
|--------|----------------|
| FSU 91 | Little Rock 49 |
|--------|----------------|

NCAA Tallahassee Regional Second Round Tallahassee, Fla.

| | |
|--------|------------|
| FSU 65 | Buffalo 86 |
|--------|------------|

2019

NCAA Greensboro Regional First Round Charlotte, NC.

| | |
|--------|-------------|
| FSU 70 | Bucknell 67 |
|--------|-------------|

NCAA Greensboro Regional Second Round Charlotte, NC.

| | |
|-------------------|--------|
| South Carolina 72 | FSU 64 |
|-------------------|--------|

2021

NCAA San Antonio First Round San Marcos, Texas

| | |
|--------|-----------------|
| FSU 59 | Oregon State 83 |
|--------|-----------------|

2022

NCAA Baton Rouge First Four Baton Rouge, La.

| | |
|--------|-------------------|
| FSU 50 | Missouri State 61 |
|--------|-------------------|

NCAA POSTSEASON HISTORY

FSU POSTSEASON BESTS

INDIVIDUAL (FSU)

| Category | Record | Player | Opponent | Date |
|----------------------|--------|-------------------|-------------------|---------|
| Total points: | 28 | Roneeka Hodges | UConn | 3/22/05 |
| Field Goals: | 11 | Roneeka Hodges | UConn | 3/22/05 |
| | 11 | Shakayla Thomas | Little Rock | 3/17/18 |
| FG Attempted: | 26 | Tanae Davis-Cain | Ohio State | 3/22/08 |
| 3 Point Field Goals: | 5 | Tanae Davis-Cain | Ohio State | 3/22/08 |
| 3 FG Attempted: | 10 | Alysha Harvin | Mississippi State | 3/28/10 |
| | 10 | Imani Wright | Buffalo | 3/19/18 |
| Free Throws: | 8 | Alicia Gladden | Stanford | 3/19/07 |
| FT Attempted: | 11 | Alicia Gladden | Stanford | 3/19/07 |
| | 11 | Shakayla Thomas | Little Rock | 3/17/18 |
| OF Rebounds: | 7 | Kiah Gillespie | South Carolina | 3/24/19 |
| | 7 | Chantelle Dishman | App. State | 3/13/91 |
| DE Rebounds: | 12 | Adut Bulgak | FGCU | 3/23/15 |
| | | Ivey Slaughter | Iowa State | 3/22/14 |
| TOT Rebounds: | 18 | Kiah Gillespie | South Carolina | 3/24/19 |
| Blocks: | 5 | Natasha Howard | Princeton | 3/24/13 |
| | 5 | Jacinta Monroe | Old Dominion | 3/17/07 |
| | 5 | Jacinta Monroe | Mississippi State | 3/28/10 |
| Assists: | 10 | Leticia Romero | Alabama State | 3/21/15 |
| Steals: | 9 | Ivey Slaughter | Oregon State | 3/25/17 |

TEAM (FSU)

| Category | Record | Opponent | Date |
|---------------|--------|-------------------|---------|
| FG% | 58.3% | Little Rock | 3/17/18 |
| 3 FG% | 64.3% | Richmond | 3/20/05 |
| FT% | 90.0% | Western Kentucky | 3/15/91 |
| Total Points: | 96 | Appalachian State | 3/13/91 |
| FG: | 38 | Appalachian State | 3/13/91 |
| FGA: | 81 | Appalachian State | 3/13/91 |
| 3FG: | 9 | Richmond | 3/20/05 |
| | 9 | Ohio State | 3/22/08 |
| | 9 | N.C. A&T | 3/21/09 |
| 3FGA: | 25 | Buffalo | 3/19/18 |
| FT: | 25 | Alabama State | 3/21/15 |
| FTA: | 32 | Louisiana Tech | 3/18/06 |
| OF Reb: | 27 | South Carolina | 3/24/19 |
| DEF Reb: | 36 | Samford | 3/20/11 |
| | 36 | Iowa State | 3/22/14 |
| TOT Reb: | 54 | Western Illinois | 3/17/17 |
| Blocks: | 7 | Western Illinois | 3/17/17 |
| | 7 | Old Dominion | 3/17/07 |
| | 7 | Mississippi State | 3/28/10 |
| Assists: | 23 | Richmond | 3/20/05 |
| | 23 | N.C. A&T | 3/21/09 |
| Steals: | 21 | Appalachian State | 3/13/91 |

INDIVIDUAL (OPPONENTS)

| Category | Record | Player | Team | Date |
|----------------------|--------|-----------------|-------------------|---------|
| Total points: | 34 | Candice Wiggins | Stanford | 3/20/06 |
| Field Goals: | 15 | Brittney Griner | Baylor | 3/26/13 |
| FG Attempted: | 25 | Andrea Riley | Okla State | 3/24/08 |
| 3 Point Field Goals: | 5 | Mary Govero | Mississippi State | 3/28/10 |
| 3 PT FG Attempted: | 12 | Andrea Riley | Okla State | 3/24/08 |
| Free Throws: | 9 | Katie Hempen | Arizona State | 3/27/15 |
| | | Sherida Triggs | Old Dominion | 3/17/07 |
| | | Cierra Dillard | Buffalo | 3/19/18 |
| FT Attempted: | 13 | Sylvia Fowles | LSU | 3/24/07 |
| OF Rebounds: | 8 | Armelle Lumanu | Mississippi State | 3/28/10 |
| DE Rebounds: | 15 | Brittney Griner | Baylor | 3/26/13 |
| TOT Rebounds: | 22 | Brittney Griner | Baylor | 3/26/13 |
| Blocks: | 4 | Alexis Jennings | South Carolina | 3/24/19 |
| | | A'ja Wilson | South Carolina | 3/27/17 |
| | | Breanna Brown | Oregon State | 3/25/17 |
| | | Whitney Knight | FGCU | 3/23/15 |
| | | Brittney Griner | Baylor | 3/26/13 |
| | | Brooke Smith | Stanford | 3/20/06 |
| | | Jantel Lavender | Ohio State | 3/22/08 |
| | | Sybil Dosty | Arizona St. | 3/23/09 |
| | | Chanel Makango | Mississippi State | 3/28/10 |
| | | Tina Charles | Connecticut | 3/30/10 |
| Assists: | 9 | Jordan Jones | Texas A&M | 3/21/16 |
| Steals: | 6 | Andrea Riley | Okla State | 3/24/08 |

TEAM (OPPONENTS)

| Category | Record | Team | Date |
|---------------|--------|------------------|---------|
| FG% | 61.2% | South Carolina | 3/29/15 |
| 3 FG% | 50% | Western Kentucky | 3/15/91 |
| | 50% | Connecticut | 3/30/10 |
| FT% | 90% | Buffalo | 3/19/18 |
| Total Points: | 90 | Connecticut | 3/30/10 |
| FG: | 37 | Baylor | 3/26/13 |
| FGA: | 76 | Oklahoma State | 3/24/08 |
| 3FG: | 11 | Western Illinois | 3/17/17 |
| 3FGA: | 38 | Iowa State | 3/22/14 |
| FT: | 27 | Buffalo | 3/19/18 |
| FTA: | 39 | Mississippi | 3/18/83 |
| OF Reb: | 23 | Old Dominion | 3/17/07 |
| DEF Reb: | 42 | Baylor | 3/26/13 |
| TOT Reb: | 56 | Baylor | 3/26/13 |
| Blocks: | 9 | South Carolina | 3/24/19 |
| Assists: | 25 | Baylor | 3/26/13 |
| | 25 | Mississippi | 3/18/83 |
| Steals: | 20 | Mississippi | 3/18/83 |


CONFERENCE HISTORY




FSU IN THE METRO CONFERENCE (FROM 1981-1991)

YEAR-BY-YEAR RECORD

| YEAR | METRO | OVERALL | HEAD COACH |
|---------|-------|---------|------------------|
| 1980-81 | 1-3 | 14-15 | Janice Dykehouse |
| 1981-82 | 2-3 | 28-10 | Janice Dykehouse |
| 1982-83 | 5-1 | 24- 6 | Janice Dykehouse |
| 1983-84 | 2-9 | 13-18 | Janice Dykehouse |
| 1984-85 | 2-9 | 7-21 | Jan D. Allen |
| 1985-86 | 3-8 | 12-18 | Jan D. Allen |
| 1986-87 | 5-7 | 9-19 | Marynell Meadors |
| 1987-88 | 4-8 | 9-18 | Marynell Meadors |
| 1988-89 | 7-5 | 16-11 | Marynell Meadors |
| 1989-90 | 11-3 | 21- 9 | Marynell Meadors |
| 1990-91 | 12-2 | 25- 7 | Marynell Meadors |




Cherry Rivers
1980 Metro Conference All-Tournament Team



FSU IN THE METRO CONFERENCE TOURNAMENT (from 1981-1991) - All-time record: 6-9

| YEAR | FSU RESULTS |
|------|---|
| 1981 | Tulane 70 – FSU 60 FSU 78 – St. Louis 56 |
| 1982 | no tournament played |
| 1983 | Louisville 67 – FSU 56 FSU 84 – Cincinnati 61 |
| 1984 | Louisville 88 – FSU 77 |
| 1985 | Virginia Tech 86 – FSU 65 |
| 1986 | Cincinnati 77 – FSU 45 |
| 1987 | Virginia Tech 68 – FSU 67 |
| 1988 | Cincinnati 78 – FSU 76 |
| 1989 | Cincinnati 57 – FSU 47 |
| 1990 | FSU 83 – Memphis State 58 Southern Miss 90 – FSU 78 |
| 1991 | FSU 89 – Cincinnati 51 FSU 83 – Louisville 70 FSU 54 – South Carolina 53* |

*Conference champion



CONFERENCE HISTORY



FSU IN THE ATLANTIC COAST CONFERENCE (FROM 1992-PRESENT)

YEAR-BY-YEAR RECORD

| YEAR | ACC (SEED) | OVERALL | HEAD COACH |
|---------|------------|---------|------------------|
| 1991-92 | 8-8 (5th) | 17-11 | Marynell Meadors |
| 1992-93 | 6-10 (7th) | 13-14 | Marynell Meadors |
| 1993-94 | 3-13 (9th) | 6-21 | Marynell Meadors |
| 1994-95 | 3-13 (8th) | 8-22 | Marynell Meadors |
| 1995-96 | 2-14 (9th) | 8-20 | Marynell Meadors |
| 1996-97 | 0-16 (9th) | 5-22 | Chris Gobrecht |
| 1997-98 | 5-11 (7th) | 9-18 | Sue Semrau |
| 1998-99 | 2-14 (9th) | 7-20 | Sue Semrau |
| 1999-00 | 4-12 (8th) | 12-17 | Sue Semrau |
| 2000-01 | 9-7 (4th) | 19-12 | Sue Semrau |
| 2001-02 | 4-12 (9th) | 13-15 | Sue Semrau |
| 2002-03 | 8-8 (4th) | 17-13 | Sue Semrau |
| 2003-04 | 7-9 (5th) | 15-15 | Sue Semrau |
| 2004-05 | 9-5 (4th) | 24- 8 | Sue Semrau |
| 2005-06 | 10-4 (4th) | 20-10 | Sue Semrau |
| 2006-07 | 10-4 (4th) | 24-10 | Sue Semrau |
| 2007-08 | 7-7 (5th) | 19-14 | Sue Semrau |
| 2008-09 | 12-2 (1st) | 26-8 | Sue Semrau |
| 2009-10 | 12-2 (1st) | 28-6 | Sue Semrau |
| 2010-11 | 11-3 (3rd) | 24-8 | Sue Semrau |
| 2011-12 | 6-10 (8th) | 14-17 | Sue Semrau |
| 2012-13 | 11-7 (4th) | 23-10 | Sue Semrau |
| 2013-14 | 7-9 (9th) | 21-12 | Sue Semrau |
| 2014-15 | 14-2 (2nd) | 32-5 | Sue Semrau |
| 2015-16 | 13-3 (4th) | 25-8 | Sue Semrau |
| 2016-17 | 13-3 (2nd) | 28-7 | Sue Semrau |
| 2017-18 | 12-4 (3rd) | 26-7 | Sue Semrau |
| 2018-19 | 10-6 (6th) | 24-9 | Sue Semrau |
| 2019-20 | 11-7 (4th) | 24-8 | Sue Semrau |
| 2020-21 | 9-7 (4th) | 10-9 | Brooke Wyckoff |
| 2021-22 | 10-8 (9th) | 17-14 | Sue Semrau |



Mara Freshour (L) and Tanae Davis-Cain (R) led FSU to their first-ever share of the ACC regular season championship



Roneeka Hodges was an All-ACC First Team selection in 2005.



1991-92 Seminoles – Florida State’s first ACC team.



Jacinta Monroe blocked 74 shots en route to leading FSU to a second-consecutive ACC co-regular season championship in 2009-10.

ACC TOURNAMENT

(from 1992-present) - All-time record: 15-31

| YEAR | FSU RESULTS |
|------|---|
| 1992 | #4 UNC 81 – #5 FSU 69 |
| 1993 | #2 Maryland 91 – #7 FSU 68 |
| 1994 | #8 Wake Forest 72 – #9 FSU 57 |
| 1995 | #8 Maryland 72 – #9 FSU 56 |
| 1996 | #9 FSU 64 – #8 Georgia Tech 51 #1 Virginia 83 – #9 FSU 50 |
| 1997 | #8 Wake Forest 70 – #9 FSU 59 |
| 1998 | #2 Clemson 85 – #7 FSU 68 |
| 1999 | #1 Duke 90 – #9 FSU 57 |
| 2000 | #8 FSU 65 – #7 Maryland 60 #1 Duke 92 – #8 FSU 65 |
| 2001 | #4 FSU 83 – #5 Virginia 77 #1 Duke 72 – #4 FSU 56 |
| 2002 | #1 Duke 82 – #9 FSU 66 |
| 2003 | #5 Georgia Tech 64 – #4 FSU 59 |
| 2004 | #4 Maryland 62 – #5 FSU 47 |
| 2005 | #5 Virginia 72 – #4 FSU 67 (OT) |
| 2006 | #5 NC State 64 – #4 FSU 60 |
| 2007 | #5 FSU 70 – #12 Wake Forest 53 #4 NC State 76 – #5 FSU 49 |
| 2008 | #6 FSU 57 – #11 Wake Forest 52 #3 Duke 81 – #6 FSU 57 |
| 2009 | #2 FSU 83 – #7 Boston College 71 #3 Duke 75 – #2 FSU 57 |
| 2010 | #7 Boston College 67 – #2 FSU 60 |
| 2011 | #6 North Carolina 78 – #3 FSU 65 |
| 2012 | #9 NC State 74 – #8 FSU 71 |
| 2013 | #4 FSU 70, #5 Miami 58 #1 Duke 72, #4 FSU 66 |
| 2014 | #9 FSU 72, #8 Miami 67 (OT) #1 Notre Dame 83, #9 FSU 57 |
| 2015 | #2 FSU 82, #15 Virginia Tech 43 #2 FSU 66, #3 Louisville 61 #1 Notre Dame 71, #2 FSU 58 |
| 2016 | #5 Miami 74, #4 FSU 56 |
| 2017 | #7 Miami 56, #2 FSU 54 |
| 2018 | #3 FSU 73, #6 Miami 69 #2 Notre Dame 90, #3 FSU 80 |
| 2019 | #6 FSU 51, #11 Duke 41 #3 NC State 69, #6 FSU 62 |
| 2020 | #4 FSU 76, #13 Wake Forest 47 #4 FSU 62, #1 Louisville 60 #2 NC State 71, #4 FSU 66 |
| 2021 | #5 Syracuse 68, #4 FSU 67 |
| 2022 | #9 FSU 63, #8 Boston College 58 #1 NC State 84, #9 FSU 54 |

FSU VS. RANKED OPPONENTS

ASSOCIATED PRESS (1981-PRESENT)

| DATE | RANK | OPPONENT | RESULT | DATE | RANK | OPPONENT | RESULT | DATE | RANK | OPPONENT | RESULT |
|----------|------|----------------------|--------------|----------|------|--------------------|---------------|----------|------|--------------------|---------------|
| 1/17/82 | 7 | at Old Dominion | 100-65 L | 12/2/98 | 16 | at Duke | 91-72 L | 1/15/12 | 13 | Miami | 57-60 L |
| 1/25/82 | 14 | Memphis | 104-90 L | 12/5/98 | 9 | North Carolina | 112-101 L | 2/12/12 | 5 | Duke | 57-67 L |
| 1/27/82 | 12 | South Carolina | 82-81 L | 12/30/98 | 4 | at Georgia | 95-72 L | 2/19/12 | 6 | at Miami | 60-67 L |
| 2/15/82 | 18 | Mississippi | 63-61 W | 1/7/99 | 12 | at Clemson | 77-55 L | 11/24/12 | 17 | (n) Vanderbilt | 73-59 W |
| 12/10/82 | 11 | (n) Penn State | 86-84 L | 1/22/99 | 19 | Virginia | 80-71 L | 12/8/12 | 25 | at Nebraska | 77-78 L |
| 3/18/83 | 13 | at Mississippi | 86-76 L | 1/25/99 | 9 | Duke | 92-75 L | 1/6/13 | 8 | at Maryland | 64-71 L |
| 11/18/83 | 16 | at Arizona State | 85-70 L | 1/28/99 | 14 | at North Carolina | 87-76 L | 1/13/13 | 24 | Miami | 86-65 W |
| 12/2/83 | 18 | at Western Kentucky | 79-74 L | 2/7/99 | 17 | Clemson | 71-67 L | 1/31/13 | 11 | at North Carolina | 62-72 L |
| 1/5/84 | 16 | at Missouri | (OT) 82-75 W | 2/21/99 | 17 | at Virginia | 73-55 L | 2/17/13 | 14 | North Carolina | 80-73 W |
| 2/2/84 | 10 | Auburn | 72-53 L | 2/25/99 | 8 | (n) Duke | 90-57 L | 2/22/13 | 5 | at Duke | 50-61 L |
| 2/24/84 | 1 | (n) Texas | 89-43 L | 1/6/00 | 3 | NC State | 62-58 L | 2/28/13 | 9 | Maryland | 72-71 W |
| 1/30/85 | 10 | at Auburn | 76-58 L | 1/24/00 | 9 | Duke | 59-54 L | 3/9/13 | 6 | (n) Duke | 66-72 L |
| 1/26/86 | 11 | Tennessee | 89-43 L | 1/30/00 | 11 | Auburn | 55-52 L | 3/26/13 | 1 | at Baylor | 47-85 L |
| 1/3/88 | 17 | Georgia | 91-72 L | 2/6/00 | 11 | at NC State | 72-62 L | 11/24/13 | 4 | at Louisville | (OT) 59-69 L |
| 1/23/89 | 16 | at South Carolina | 99-82 L | 2/10/00 | 22 | Virginia | 74-59 L | 1/12/14 | 13 | North Carolina | 61-65 L |
| 2/16/89 | 5 | at Georgia | 90-70 L | 2/24/00 | 9 | at Duke | 87-52 L | 1/16/14 | 20 | at NC State | 57-80 L |
| 2/20/89 | 14 | South Carolina | 76-68 L | 3/5/00 | 12 | (n) Duke | 92-65 L | 1/23/14 | 3 | Duke | (OT) 77-85 L |
| 11/25/89 | 13 | at LSU | 68-65 L | 12/30/00 | 12 | NC State | 74-70 L | 2/6/14 | 2 | Notre Dame | 60-81 L |
| 1/17/90 | 14 | at Auburn | 80-63 L | 1/8/01 | 5 | Duke | 73-60 L | 2/20/14 | 8 | at Maryland | 77-87 L |
| 1/22/90 | 15 | South Carolina | 75-72 L | 1/21/01 | 20 | at Clemson | 79-66 L | 3/7/14 | 2 | (n) Notre Dame | 57-83 L |
| 1/27/90 | 19 | at Southern Miss | 77-73 L | 2/1/01 | 15 | at Xavier | 75-72 L | 3/24/14 | 6 | (n) Stanford | 44-63 L |
| 2/21/90 | 7 | Georgia | 80-76 L | 2/8/01 | 4 | at Duke | 71-69 W | 1/2/15 | 4 | at Notre Dame | 68-74 L |
| 2/24/90 | 17 | Southern Miss | 97-72 W | 3/4/01 | 4 | (n) Duke | 72-56 L | 1/11/15 | 13 | Duke | 74-58 W |
| 3/3/90 | 22 | at South Carolina | 75-59 L | 3/18/01 | 8 | (n) Iowa State | 85-70 L | 1/22/15 | 4 | Louisville | 68-63 W |
| 3/10/90 | 27 | (n) Southern Miss | 90-78 L | 11/29/01 | 19 | Florida | 78-74 L | 2/2/15 | 23 | Syracuse | 62-52 W |
| 12/2/90 | 20 | LSU | 89-82 W | 12/16/01 | 25 | at Auburn | 71-59 L | 2/12/15 | 17 | at North Carolina | 63-71 L |
| 12/7/90 | 18 | Northern Illinois | 78-66 W | 1/2/02 | 19 | North Carolina | 93-81 L | 3/7/15 | 10 | (n) Louisville | 66-51 W |
| 12/8/90 | 1 | at Virginia | 92-77 L | 1/27/02 | 4 | Duke | 102-80 W | 3/8/15 | 2 | (n) Notre Dame | 58-71 L |
| 1/31/91 | 4 | at Georgia | 91-71 L | 2/4/02 | 24 | at North Carolina | 93-63 L | 3/23/15 | 20 | FGCU | 65-47 W |
| 2/14/91 | 5 | Auburn | 79-64 L | 2/21/02 | 5 | at Duke | 88-55 L | 3/27/15 | 9 | (n) Arizona State | 66-65 W |
| 3/13/91 | 10 | (n) Western Kentucky | 72-69 L | 3/1/02 | 4 | (n) Duke | 82-66 L | 3/29/15 | 3 | (n) South Carolina | 74-80 L |
| 11/29/91 | 14 | (n) Lamar | 78-67 W | 12/30/02 | 3 | Connecticut | 74-53 L | 12/11/15 | 1 | (n) Connecticut | 49-73 L |
| 11/30/91 | 19 | at LSU | 96-88 L | 1/12/03 | 10 | North Carolina | 74-53 L | 12/21/15 | 21 | at Arizona State | 56-68 L |
| 1/3/92 | 1 | Virginia | 87-60 L | 1/26/03 | 1 | at Duke | 81-63 L | 1/24/16 | 16 | at Miami | 69-58 W |
| 1/8/92 | 4 | Maryland | 79-64 L | 2/13/03 | 8 | at North Carolina | 72-56 L | 2/18/16 | 23 | at Syracuse | 73-83 L |
| 1/15/92 | 17 | at Clemson | 80-73 L | 2/27/03 | 2 | Duke | 70-49 L | 2/22/16 | 2 | Notre Dame | 66-73 L |
| 1/19/92 | 20 | NC State | 76-75 W | 11/25/03 | 1 | at Connecticut | 81-53 L | 2/28/16 | 17 | Miami | 70-67 W |
| 1/25/92 | 25 | North Carolina | 70-61 W | 2/20/03 | 22 | (n) TCU | 81-68 L | 3/4/16 | 21 | (n) Miami | 56-74 L |
| 1/27/92 | 2 | at Virginia | 81-43 L | 12/27/03 | 17 | (n) LSU | 75-68 L | 3/21/16 | 18 | at Texas A&M | 74-56 W |
| 2/1/92 | 15 | Clemson | 79-66 W | 1/5/04 | 1 | at Duke | 79-66 L | 3/26/16 | 4 | (n) Baylor | 58-78 L |
| 2/5/92 | 1 | at Maryland | 101-70 L | 2/1/04 | 10 | at North Carolina | 66-60 L | 11/14/16 | 3 | Connecticut | 76-78 L |
| 2/10/92 | 24 | at North Carolina | 69-52 L | 2/8/04 | 2 | Duke | 80-74 W | 11/15/16 | 25 | (n) Gonzaga | 87-69 W |
| 12/18/92 | 16 | at Miami | 64-61 W | 2/26/04 | 11 | North Carolina | 71-58 L | 12/8/16 | 23 | Florida | 83-58 W |
| 12/21/92 | 20 | (n) Tennessee Tech | 88-72 W | 1/16/05 | 15 | Maryland | (OT) 95-91 W | 12/29/16 | 11 | at Miami | 81-66 W |
| 1/6/93 | 9 | Virginia | 78-66 L | 1/20/05 | 9 | North Carolina | (OT) 79-73 W | 1/8/17 | 13 | Duke | 69-45 W |
| 1/10/93 | 15 | North Carolina | 85-66 W | 1/24/05 | 23 | at Virginia Tech | (2OT) 81-78 W | 1/12/17 | 9 | Louisville | 72-65 W |
| 1/12/93 | 3 | Maryland | 68-61 W | 2/6/05 | 3 | at Duke | 75-64 L | 1/22/17 | 17 | at Virginia Tech | 82-54 W |
| 1/30/93 | 3 | at Virginia | 76-68 L | 2/17/05 | 24 | at NC State | 71-43 L | 2/6/17 | 16 | Miami | 80-71 W |
| 2/6/93 | 19 | Clemson | 84-69 L | 3/22/05 | 10 | at Connecticut | 70-52 L | 2/13/17 | 8 | Texas | (2OT) 88-92 L |
| 2/9/93 | 22 | at Northern Illinois | 86-80 L | 1/5/06 | 2 | at Duke | 87-68 L | 2/26/17 | 5 | at Notre Dame | 61-79 L |
| 2/24/93 | 24 | at Clemson | 70-63 L | 1/16/06 | 6 | at Maryland | 75-57 L | 3/3/17 | 16 | (n) Miami | 54-56 L |
| 3/6/93 | 12 | (n) Maryland | 91-68 L | 1/22/06 | 4 | at North Carolina | 68-51 L | 3/19/17 | 25 | Missouri | 77-55 W |
| 12/11/93 | 7 | at North Carolina | 102-61 L | 2/5/06 | 24 | NC State | 75-61 W | 3/25/17 | 8 | (n) Oregon State | 66-53 W |
| 12/21/93 | 13 | at Virginia | 82-56 L | 2/26/06 | 17 | Boston College | 71-60 W | 3/27/17 | 3 | (n) North Carolina | 64-71 L |
| 12/31/93 | 10 | (n) Alabama | 87-33 L | 3/18/06 | 18 | Louisiana Tech | 80-71 L | 12/17/17 | 8 | at Texas | 72-87 L |
| 1/5/94 | 24 | Maryland | 69-54 L | 3/20/06 | 14 | Stanford | 88-70 L | 1/21/18 | 2 | at Louisville | 50-49 W |
| 1/14/94 | 4 | North Carolina | 71-48 L | 1/21/07 | 16 | (n) Georgia | 65-70 L | 1/28/18 | 5 | Notre Dame | 69-100 L |
| 2/4/94 | 10 | Virginia | 59-50 L | 1/25/07 | 1 | Duke | 60-73 L | 2/19/18 | 20 | at Duke | 66-79 L |
| 12/3/94 | 15 | Florida | 91-80 L | 2/12/07 | 2 | North Carolina | 59-80 L | 3/3/18 | 5 | (n) Notre Dame | 80-90 L |
| 12/19/94 | 11 | (n) Texas Tech | 66-44 L | 2/15/07 | 6 | Maryland | 60-74 L | 11/24/18 | 12 | (n) Iowa | 71-67 W |
| 1/14/95 | 4 | North Carolina | 77-52 L | 3/2/07 | 24 | (n) NC State | 49-76 L | 1/24/19 | 4 | Louisville | 49-68 L |
| 1/17/95 | 12 | Virginia | 76-60 L | 3/19/07 | 5 | at Stanford | 68-61 W | 2/7/19 | 9 | NC State | 75-70 W |
| 1/28/95 | 21 | Duke | 75-71 L | 3/24/07 | 12 | (n) LSU | 43-55 L | 2/10/19 | 4 | at Notre Dame | 70-97 L |
| 2/3/95 | 5 | at North Carolina | 92-47 L | 11/24/07 | 24 | at DePaul | 68-79 L | 2/24/19 | 14 | at Miami | 54-64 L |
| 2/18/95 | 6 | at Virginia | 79-45 L | 12/6/07 | 12 | at Texas A&M | 67-81 L | 2/28/19 | 17 | Syracuse | 88-94 L |
| 2/21/95 | 17 | at Florida | 81-62 L | 12/29/07 | 7 | (n) Georgia | (OT) 62-71 W | 3/8/19 | 9 | (n) NC State | 62-69 L |
| 12/6/95 | 17 | at Duke | 92-30 L | 1/3/08 | 11 | LSU | 61-73 L | 3/24/19 | 15 | (n) South Carolina | 64-72 L |
| 1/9/96 | 13 | NC State | 76-71 L | 1/11/08 | 12 | at Duke | 38-70 L | 12/1/19 | 6 | (n) Texas A&M | 80-58 W |
| 1/16/96 | 7 | at Virginia | 91-58 L | 2/17/08 | 3 | at North Carolina | 77-97 L | 12/5/19 | 19 | Michigan State | 78-58 W |
| 1/27/96 | 12 | Duke | 61-47 L | 2/24/08 | 4 | at Maryland | (OT) 84-92 L | 12/22/19 | 24 | (n) Michigan | 79-69 W |
| 2/3/96 | 17 | at Clemson | 70-53 L | 3/7/08 | 12 | (n) Duke | 67-81 L | 1/5/20 | 23 | at Miami | 73-62 W |
| 2/11/96 | 15 | at NC State | 78-64 L | 3/22/08 | 25 | (n) Ohio State | 60-49 L | 1/16/20 | 9 | at NC State | 51-68 L |
| 2/16/96 | 10 | Virginia | 81-40 L | 3/24/08 | 13 | (n) Oklahoma State | (OT) 72-73 L | 2/6/20 | 5 | at Louisville | 67-59 W |
| 2/26/96 | 18 | Florida | 76-37 L | 12/21/08 | 1 | (n) Connecticut | 71-83 L | 3/7/20 | 4 | (n) Louisville | 62-60 W |
| 3/3/96 | 8 | (n) Virginia | 83-50 L | 1/5/09 | 3 | Texas A&M | 60-53 W | 3/8/20 | 10 | (n) NC State | 66-71 L |
| 11/23/96 | 20 | (n) Florida | 75-48 L | 1/23/09 | 16 | at Virginia | 80-75 W | 1/17/21 | 2 | at Louisville | 56-84 L |
| 12/7/96 | 11 | NC State | 88-52 L | 1/29/09 | 3 | Duke | (OT) 82-75 W | 2/21/21 | 3 | Louisville | 68-59 W |
| 1/3/97 | 16 | at Duke | 87-46 L | 2/2/09 | 13 | Maryland | 71-72 L | 1/13/22 | 15 | at Georgia Tech | 64-68 L |
| 1/8/97 | 16 | North Carolina | 88-63 L | 2/13/09 | 8 | North Carolina | 77-70 W | 1/17/22 | 5 | at Louisville | 62-75 L |
| 1/11/97 | 20 | at Clemson | 74-63 L | 2/24/09 | 22 | Virginia | 63-68 L | 2/3/22 | 3 | at NC State | 48-68 L |
| 1/19/97 | 8 | Virginia | 67-57 L | 3/7/09 | 8 | (n) Duke | 57-75 L | 2/6/22 | 20 | Notre Dame | 70-65 W |
| 1/26/97 | 17 | at NC State | 75-36 L | 3/23/09 | 19 | (n) Arizona State | 58-63 L | 2/20/22 | 24 | North Carolina | 49-64 L |
| 2/2/97 | 22 | Duke | 77-70 L | 12/28/09 | 1 | Connecticut | 59-78 L | 2/24/22 | 22 | Georgia Tech | 65-63 W |
| 2/14/97 | 5 | at North Carolina | 82-56 L | 1/7/10 | 19 | Virginia | 68-50 W | 3/4/22 | 3 | (n) NC State | 54-84 L |
| 2/16/97 | 9 | at Virginia | 73-44 L | 1/29/10 | 7 | Duke | 43-73 L | | | | |
| 2/19/97 | 21 | Clemson | 71-47 L | 2/1/10 | 13 | North Carolina | 83-73 W | | | | |
| 11/20/97 | 9 | at Florida | 73-64 L | 2/22/10 | 18 | Virginia | 59-58 W | | | | |
| 12/3/97 | 25 | at NC State | 72-60 L | 3/30/10 | 1 | (n) Connecticut | 50-90 L | | | | |
| 12/13/97 | 4 | at Louisiana Tech | 86-60 L | 10/21/10 | 20 | Vanderbilt | 72-66 W | | | | |
| 12/21/97 | 22 | SW Missouri State | 68-57 L | 12/1/10 | 25 | Michigan State | 64-72 L | | | | |
| 1/2/98 | 9 | at Virginia | 75-62 L | 12/21/10 | 1 | at Connecticut | 62-93 L | | | | |
| 1/4/98 | 5 | at North Carolina | 103-77 L | 1/14/11 | 3 | Duke | 70-87 L | | | | |
| 1/16/98 | 25 | at Duke | 96-76 L | 1/24/11 | 22 | Miami | 66-59 W | | | | |
| 1/21/98 | 10 | Florida | 69-57 L | 2/2/11 | 12 | North Carolina | 75-84 L | | | | |
| 1/25/98 | 8 | NC State | 72-62 L | 2/20/11 | 17 | Maryland | 72-66 W | | | | |
| 1/29/98 | 21 | at Clemson | 85-55 L | 2/24/11 | 14 | at Miami | 66-84 L | | | | |
| 2/1/98 | 16 | Virginia | 83-76 L | 3/4/11 | 19 | (n) North Carolina | 65-78 L | | | | |
| 2/4/98 | 5 | North Carolina | 75-58 L | 11/25/11 | 11 | Louisville | 76-85 L | | | | |
| 2/15/98 | 13 | Duke | 79-67 L | 11/30/11 | 17 | at Ohio State | (OT) 75-78 L | | | | |
| 2/26/98 | 16 | (n) Clemson | 85-68 L | 12/22/11 | 25 | at Vanderbilt | 59-64 L | | | | |
| 11/19/98 | 3 | Louisiana Tech | 88-72 L | 1/2/12 | 5 | Maryland | 70-91 L | | | | |
| | | | | 1/13/12 | 7 | at Duke | 66-73 L | | | | |

First win over a ranked opponent:
63-61 win over #No. 18 Mississippi (February 15, 1982)

Win over highest-ranked opponent:

80-74 over #2 Duke (February 8, 2004)
50-49 over #2 Louisville (January 21, 2018)

Biggest margin of victory over a ranked team:

82-54 (28) over #17 Virginia Tech (January 22, 2017)

Most wins in a season over ranked opponents:

Nine (2016-17 season)

FSU VS. RANKED OPPONENTS

USA TODAY (1984-PRESENT)

| DATE | RANK | OPPONENT | RESULT | DATE | RANK | OPPONENT | RESULT | DATE | RANK | OPPONENT | RESULT |
|----------|------|-------------------------|-----------|----------|------|--------------------|--------------|----------|------|--------------------|---------------|
| 2/8/85 | 24 | Tennessee | 56-67 L | 2/21/99 | 17 | at Virginia | 55-73 L | 2/22/13 | 4 | at Duke | 50-61 L |
| 2/23/85 | 22 | Memphis St. | 64-76 L | 2/25/99 | 9 | (n) Duke | 57-90 L | 2/28/13 | 9 | Maryland | 72-71 W |
| 2/25/85 | 21 | Miami | 67-74 L | 1/6/00 | 3 | NC State | 58-62 L | 3/9/13 | 6 | (n) Duke | 66-72 L |
| 1/26/86 | 13 | Tennessee | 43-89 L | 1/24/00 | 9 | Duke | 54-59 L | 3/26/13 | 1 | at Baylor | 47-85 L |
| 2/25/85 | 22 | Memphis St. | 67-84 L | 1/30/00 | 11 | Auburn | 52-55 L | 11/24/13 | 3 | at Louisville | (OT) 59-69 L |
| 1/3/88 | 19 | Georgia | 72-91 L | 2/6/00 | 8 | at NC State | 62-22 L | 12/4/14 | 25 | Michigan State | 61-58 W |
| 1/23/89 | 15 | at South Carolina | 82-99 L | 2/10/00 | 21 | at Virginia | 59-74 L | 1/12/14 | 12 | North Carolina | 61-65 L |
| 2/16/89 | 6 | at Georgia | 70-90 L | 1/20/00 | 23 | at North Carolina | 67-77 L | 1/16/14 | 21 | at NC State | 57-80 L |
| 2/20/89 | 19 | South Carolina | 68-76 L | 2/24/00 | 8 | at Duke | 52-87 L | 1/23/14 | 3 | Duke | (OT) 77-85 L |
| 1/12/90 | 12 | at Louisiana St. | 65-68 L | 3/5/00 | 10 | (n) Duke | 65-92 L | 2/6/14 | 2 | Notre Dame | 60-81 L |
| 1/17/90 | 14 | at Auburn | 63-80 L | 12/30/00 | 12 | NC State | 74-70 W | 2/20/14 | 9 | at Maryland | 77-87 L |
| 1/22/90 | 17 | South Carolina | 72-75 L | 1/8/01 | 5 | Duke | 60-73 L | 3/7/14 | 2 | (n) Notre Dame | 57-83 L |
| 1/27/90 | 18 | at Southern Mississippi | 73-77 L | 1/21/01 | 20 | at Clemson | 66-79 L | 3/24/14 | 5 | (n) Stanford | 44-63 L |
| 2/21/90 | 7 | Georgia | 76-80 L | 1/24/01 | 24 | Virginia | 60-58 W | 1/2/15 | 4 | at Notre Dame | 68-74 L |
| 2/24/90 | 17 | Southern Mississippi | 97-72 W | 1/29/01 | 24 | at NC State | 66-85 L | 1/11/15 | 12 | Duke | 74-58 W |
| 3/3/90 | 18 | at South Carolina | 59-75 L | 2/01/01 | 16 | at Xavier | 72-75 L | 1/22/15 | 4 | Louisville | 68-63 W |
| 3/10/90 | 20 | at Southern Mississippi | 78-90 L | 2/08/01 | 4 | at Duke | 71-69 W | 2/2/15 | 22 | Syracuse | 62-52 W |
| 3/14/90 | 23 | Penn State | 73-83 L | 2/22/01 | 22 | Clemson | 49-69 L | 2/12/15 | 14 | at North Carolina | 63-71 L |
| 12/2/90 | 20 | LSU | 89-82 W | 3/04/01 | 4 | (n) Duke | 56-72 L | 3/7/15 | 10 | (n) Louisville | 66-51 W |
| 12/7/90 | 19 | North Illinois | 78-66 W | 3/18/01 | 8 | at Iowa State | 70-85 L | 3/8/15 | 2 | (n) Notre Dame | 58-71 L |
| 12/8/90 | 1 | at Virginia | 77-92 L | 11/29/01 | 18 | Florida | 74-78 L | 3/23/15 | 21 | FGCU | 65-47 W |
| 1/31/91 | 4 | at Georgia | 71-91 L | 1/02/02 | 18 | North Carolina | 81-93 L | 3/27/15 | 9 | (n) Arizona State | 66-65 W |
| 2/14/91 | 5 | Auburn | 64-79 L | 1/27/02 | 6 | Duke | 80-102 L | 3/29/15 | 4 | (n) South Carolina | 74-80 L |
| 3/13/91 | 11 | West Kentucky | 69-72 L | 2/04/02 | 23 | at North Carolina | 63-93 L | 12/11/15 | 1 | (n) Connecticut | 49-73 L |
| 11/29/91 | 17 | (n) Lamar | 78-67 W | 2/21/02 | 5 | at Duke | 55-88 L | 12/21/15 | 23 | at Arizona State | 56-68 L |
| 1/3/92 | 1 | Virginia | 60-87 L | 3/01/02 | 4 | (n) Duke | 55-82 L | 1/24/16 | 16 | at Miami | 69-58 W |
| 1/8/92 | 4 | Maryland | 64-79 L | 12/30/02 | 2 | Connecticut | 55-74 L | 2/18/16 | 18 | at Syracuse | 73-83 L |
| 1/15/92 | 17 | at Clemson | 73-80 L | 1/12/03 | 9 | North Carolina | 53-74 L | 2/22/16 | 2 | Notre Dame | 66-73 L |
| 1/19/92 | 15 | NC State | 76-75 W | 1/26/03 | 1 | at Duke | 63-81 L | 2/28/16 | 17 | Miami | 70-67 W |
| 1/25/92 | 25 | North Carolina | 70-61 W | 2/13/03 | 7 | at North Carolina | 56-72 L | 3/4/16 | 21 | (n) Miami | 56-74 L |
| 1/27/92 | 2 | at Virginia | 43-81 L | 2/27/03 | 2 | Duke | 49-70 L | 3/21/16 | 18 | at Texas A&M | 74-56 W |
| 2/1/92 | 19 | Clemson | 79-66 W | 11/25/03 | 1 | at Connecticut | 53-81 L | 3/26/16 | 4 | (n) Baylor | 58-78 L |
| 2/5/92 | 1 | at Maryland | 70-101 L | 12/20/03 | 19 | (n) TCU | 68-81 L | 11/14/16 | 1 | Connecticut | 76-78 L |
| 2/10/92 | 20 | at North Carolina | 52-69 L | 12/27/03 | 18 | (n) LSU | 68-75 L | 12/8/16 | 25 | Florida | 83-58 W |
| 1/6/93 | 9 | Virginia | 66-78 L | 1/5/04 | 2 | at Duke | 55-79 L | 12/29/16 | 11 | at Miami | 81-66 W |
| 1/10/93 | 14 | at North Carolina | 85-66 W | 2/1/04 | 10 | at North Carolina | 60-66 L | 1/8/17 | 15 | Duke | 69-45 W |
| 1/12/93 | 3 | Maryland | 68-61 W | 2/4/04 | 2 | Duke | 80-74 W | 1/12/17 | 8 | Louisville | 72-65 W |
| 1/18/93 | 25 | at Georgia Tech | 79-71 W | 2/26/04 | 11 | North Carolina | 58-71 L | 1/19/17 | 24 | Syracuse | 77-58 W |
| 1/21/93 | 20 | North Carolina | 60-73 L | 1/16/05 | 17 | Maryland | (OT) 95-91 L | 1/22/17 | 16 | at Virginia Tech | 82-54 W |
| 1/25/93 | 5 | at Maryland | 61-74 L | 1/20/05 | 6 | North Carolina | (OT) 79-73 L | 2/6/17 | 16 | Miami | 80-71 W |
| 1/30/93 | 10 | at Virginia | 68-76 L | 2/6/05 | 4 | at Duke | 75-64 L | 2/13/17 | 10 | Texas | (2OT) 88-92 L |
| 2/6/93 | 19 | Clemson | 69-84 L | 2/17/05 | 24 | at NC State | 71-43 L | 2/26/17 | 4 | at Notre Dame | 61-79 L |
| 3/6/93 | 12 | (n) Maryland | 68-91 L | 3/22/05 | 9 | at Connecticut | 70-52 L | 3/3/17 | 16 | (n) Miami | 54-56 L |
| 12/11/93 | 7 | at North Carolina | 61-102 L | 1/5/06 | 2 | at Duke | 87-68 L | 3/25/17 | 8 | (n) Oregon State | 66-53 W |
| 12/21/93 | 14 | at Virginia | 56-82 L | 1/16/06 | 6 | at Maryland | 75-57 L | 3/27/17 | 4 | (n) South Carolina | 64-71 L |
| 12/31/93 | 10 | (n) Alabama | 33-87 L | 1/22/06 | 3 | at North Carolina | 68-51 L | 12/17/18 | 8 | at Texas | 72-87 L |
| 1/5/94 | 22 | Maryland | 54-69 L | 2/26/06 | 19 | Boston College | 71-60 W | 1/21/18 | 2 | at Louisville | 50-49 W |
| 1/14/94 | 4 | North Carolina | 48-71 L | 3/18/06 | 16 | (n) Louisiana Tech | 80-71 W | 1/28/18 | 5 | Notre Dame | 69-100 L |
| 2/4/94 | 11 | Virginia | 50-59 L | 3/20/06 | 14 | (n) Stanford | 88-70 L | 2/19/18 | 16 | at Duke | 66-79 L |
| 12/3/94 | 15 | Florida | 80-91 L | 1/21/07 | 16 | (n) Georgia | 65-70 L | 3/3/18 | 4 | (n) Notre Dame | 80-90 L |
| 12/19/94 | 11 | (n) Texas Tech | 44-66 L | 1/25/07 | 1 | Duke | 60-73 L | 11/24/18 | 14 | (n) Iowa | 71-67 W |
| 1/4/95 | 4 | North Carolina | 52-77 L | 2/12/07 | 2 | North Carolina | 59-80 L | 1/24/19 | 4 | Louisville | 49-68 L |
| 1/17/95 | 14 | Virginia | 60-76 L | 2/15/07 | 6 | Maryland | 60-74 L | 1/31/19 | 23 | Miami | 62-58 W |
| 2/3/95 | 5 | at North Carolina | 47-92 L | 3/2/07 | 25 | (n) NC State | 49-76 L | 2/7/19 | 9 | NC State | 75-70 W |
| 2/18/95 | 7 | at Virginia | 45-79 L | 3/19/07 | 5 | at Stanford | 68-61 W | 2/10/19 | 4 | at Notre Dame | 70-70 W |
| 2/21/95 | 16 | at Florida | 62-81 L | 3/24/07 | 11 | (n) LSU | 43-55 L | 2/24/19 | 14 | at Miami | 54-64 L |
| 12/1/95 | 21 | (n) Florida | 56-74 L | 12/6/07 | 11 | at Texas A&M | 67-81 L | 2/28/19 | 17 | Syracuse | 88-94 L |
| 12/6/95 | 17 | at Duke | 30-92 L | 12/29/07 | 7 | (n) Georgia | (OT) 62-71 L | 3/8/19 | 11 | (n) NC State | 62-69 L |
| 1/3/96 | 24 | at North Carolina | 59-67 L | 1/3/08 | 11 | LSU | 61-73 L | 3/24/19 | 18 | (n) South Carolina | 64-72 L |
| 1/9/96 | 13 | NC State | 71-76 L | 1/11/08 | 13 | at Duke | 38-70 L | 12/11/19 | 7 | (n) Texas A&M | 80-58 W |
| 1/16/96 | 7 | at Virginia | 58-91 L | 2/17/08 | 3 | at North Carolina | 77-97 L | 12/5/19 | 21 | Michigan State | 78-68 W |
| 1/27/96 | 13 | Duke | 67-81 L | 2/24/08 | 4 | at Maryland | (OT) 84-92 L | 12/22/19 | 22 | (n) Michigan | 79-69 W |
| 1/3/96 | 18 | at Clemson | 53-70 L | 3/7/08 | 12 | (n) Duke | 67-81 L | 1/16/20 | 9 | at NC State | 51-68 L |
| 2/11/96 | 17 | at NC State | 64-78 L | 3/22/08 | 25 | (n) Ohio State | 60-49 W | 2/6/20 | 4 | at Louisville | 67-59 W |
| 2/16/96 | 10 | Virginia | 40-81 L | 3/24/08 | 13 | (n) Oklahoma State | (OT) 72-73 L | 3/7/20 | 5 | (n) Louisville | 62-60 W |
| 2/26/96 | 19 | Florida | 37-76 L | 12/21/08 | 1 | (n) Connecticut | 71-83 L | 3/8/20 | 11 | (n) NC State | 66-71 L |
| 3/3/96 | 9 | (n) Virginia | 50-83 L | 1/5/09 | 3 | Texas A&M | 60-53 W | 1/17/21 | 2 | at Louisville | 56-84 L |
| 11/23/96 | 22 | (n) Florida | 48-75 L | 1/18/09 | 25 | Georgia Tech | 59-49 W | 2/21/21 | 3 | Louisville | 68-59 W |
| 12/7/96 | 12 | NC State | 52-88 L | 1/23/09 | 14 | at Virginia | 80-75 W | 1/13/22 | 16 | at Georgia Tech | 64-68 L |
| 1/3/97 | 17 | at Duke | 46-87 L | 1/29/09 | 7 | Duke | (OT) 82-75 W | 1/17/22 | 2 | at Louisville | 62-75 L |
| 1/8/97 | 15 | North Carolina | 63-88 L | 2/2/09 | 9 | Maryland | 71-72 L | 2/3/22 | 3 | at NC State | 48-68 L |
| 1/11/97 | 16 | at Clemson | 63-74 L | 2/13/09 | 7 | North Carolina | 77-70 W | 2/6/22 | 19 | Notre Dame | 70-65 W |
| 1/19/97 | 8 | Virginia | 57-67 L | 2/24/09 | 19 | Virginia | 63-68 L | 2/20/22 | 20 | North Carolina | 49-64 L |
| 1/26/97 | 17 | at NC State | 36-75 L | 3/7/09 | 10 | (n) Duke | 57-75 L | 2/24/22 | 24 | Georgia Tech | 65-63 W |
| 2/2/97 | 21 | Duke | 70-77 L | 12/28/09 | 1 | Connecticut | 59-78 L | 3/4/22 | 3 | (n) NC State | 54-84 L |
| 2/14/97 | 6 | at North Carolina | 54-82 L | 1/7/10 | 19 | Virginia | 68-50 W | | | | |
| 2/16/97 | 8 | at Virginia | 44-73 L | 1/29/10 | 7 | Duke | 43-73 L | | | | |
| 2/19/97 | 22 | Clemson | 47-71 L | 2/1/10 | 15 | North Carolina | 83-73 W | | | | |
| 11/20/97 | 8 | at Florida | 64-73 L | 2/22/10 | 18 | Virginia | 59-58 W | | | | |
| 12/3/97 | 23 | at NC State | 60-72 L | 3/30/10 | 1 | (n) Connecticut | 50-90 L | | | | |
| 12/13/97 | 4 | at Louisiana Tech | 60-86 L | 10/21/10 | 23 | Vanderbilt | 72-66 W | | | | |
| 12/21/97 | 24 | SW Missouri State | 57-68 L | 12/21/10 | 1 | at Connecticut | 62-93 L | | | | |
| 1/2/98 | 9 | at Virginia | 62-75 L | 1/14/11 | 3 | Duke | 70-87 L | | | | |
| 1/4/98 | 4 | at North Carolina | 77-103 L | 1/24/11 | 17 | Miami | 66-59 W | | | | |
| 1/16/98 | 20 | at Duke | 76-96 L | 2/2/11 | 15 | North Carolina | 75-84 L | | | | |
| 1/21/98 | 12 | Florida | 57-69 L | 2/20/11 | 16 | Maryland | 72-66 W | | | | |
| 1/25/98 | 7 | NC State | 62-72 L | 2/24/11 | 12 | at Miami | 66-84 L | | | | |
| 1/29/98 | 22 | at Clemson | 55-85 L | 3/4/11 | 19 | (n) North Carolina | 65-78 L | | | | |
| 2/1/98 | 13 | Virginia | 76-83 L | 11/25/11 | 12 | Louisville | 76-85 L | | | | |
| 2/4/98 | 5 | North Carolina | 58-75 L | 11/30/11 | 18 | at Ohio State | (OT) 75-78 L | | | | |
| 2/15/98 | 14 | Duke | 67-79 L | 12/22/11 | 23 | at Vanderbilt | 59-64 L | | | | |
| 2/26/98 | 17 | Clemson | 68-85 L | 1/2/12 | 5 | Maryland | 70-91 L | | | | |
| 11/19/98 | 2 | Louisiana Tech | 72-88 L | 1/13/12 | 6 | at Duke | 66-73 L | | | | |
| 12/2/98 | 16 | at Duke | 72-91 L | 1/15/12 | 11 | Miami | 57-60 L | | | | |
| 12/5/98 | 8 | North Carolina | 101-112 L | 2/12/12 | 5 | Duke | 57-67 L | | | | |
| 12/30/98 | 4 | at Georgia | 72-95 L | 2/19/12 | 6 | at Miami | 60-67 L | | | | |
| 1/7/99 | 10 | at Clemson | 55-77 L | 11/24/12 | 19 | (n) Vanderbilt | 73-59 W | | | | |
| 1/22/99 | 21 | Virginia | 71-80 L | 12/8/12 | 22 | at Nebraska | 77-78 L | | | | |
| 1/25/99 | 13 | Duke | 75-92 L | 1/6/13 | 8 | at Maryland | 64-71 L | | | | |
| 1/28/99 | 10 | at North Carolina | 76-87 L | 1/13/13 | 25 | Miami | 86-65 W | | | | |
| 2/7/99 | 18 | Clemson | 67-71 L | 1/31/13 | 19 | at North Carolina | 62-72 L | | | | |
| | | | | 2/17/13 | 17 | North Carolina | 80-73 W | | | | |

First win over a ranked opponent:
97-72 over #17 Southern Mississippi (February 24, 1990)

Win over highest-ranked opponent:
80-74 over #2 Duke (February 8, 2004)
50-49 over #2 Louisville (January 21, 2018)

Biggest margin of victory over a ranked team:
82-54 (28) over #16 Virginia Tech (January 22, 2017)

Most wins in a season over ranked opponents:
Seven (2016-17 season)

GAME RECORDS

SCORING

| Name | Date | Pts |
|--------------------------------------|--------------|-----|
| 1. Natasha Howard - at SYRACUSE | Feb 13, 2014 | 40 |
| 2. Roneeka Hodges - MARYLAND | Jan 16, 2005 | 39 |
| 3. Tia Paschal - at NORTH CAROLINA | Jan 10, 1993 | 38 |
| Latavia Coleman - NORTH CAROLINA | Dec 5, 1998 | 38 |
| 5. Sue Galkantas - FLORIDA | Dec 3, 1980 | 37 |
| 6. Tia Paschal - vs MARYLAND | Mar 6, 1993 | 36 |
| Morgan Jones - vs CLEMSON | Jan 21, 2021 | 36 |
| 8. Natasha Howard - at MARYLAND | Feb 20, 2014 | 35 |
| 9. Laine Lasseter - SOUTHEASTERN LA | Feb 13, 1980 | 34 |
| Sue Galkantas - FLORIDA A&M | Jan 14, 1981 | 34 |
| Sue Galkantas - at TULANE | Feb 5, 1983 | 34 |
| Bev Burnett - FLORIDA A&M | Feb 13, 1986 | 34 |
| Bev Burnett - at VIRGINIA TECH | Feb 20, 1988 | 34 |
| Chantelle Dishman - MARQUETTE | Dec 1, 1990 | 34 |
| Natasha Howard - GEORGIA TECH | Feb 27, 2014 | 34 |
| 16. Sue Galkantas - at GEORGIA STATE | Nov 21, 1980 | 33 |
| Laine Lasseter - MERCER | Jan 26, 1981 | 33 |
| Sue Galkantas - at VIRGINIA TECH | Jan 16, 1982 | 33 |
| Sue Galkantas - MIDDLE TENNESSEE ST | Nov 26, 1983 | 33 |
| Danielle Ryan - MARYLAND | Jan 12, 1993 | 33 |
| Christy Derlak - at UT-CHATTANOOGA | Nov 26, 1993 | 33 |
| Roneeka Hodges - TEXAS-ARLINGTON | Dec 18, 2004 | 33 |
| Natasha Howard - VIRGINIA | Mar 2, 2014 | 33 |
| Imani Wright - NORTH CAROLINA | Dec 31, 2017 | 33 |
| 25. Cherry Rivers - vs FLORIDA | Feb 24, 1978 | 32 |
| Laine Lasseter - vs FLORIDA | Feb 22, 1979 | 32 |
| Sue Galkantas - MIAMI | Dec 6, 1980 | 32 |
| Sue Galkantas - SOUTH ALABAMA | Feb 16, 1981 | 32 |
| Bev Burnett - SOUTH FLORIDA | Feb 10, 1986 | 32 |
| Tia Paschal - vs TENNESSEE TECH | Dec 21, 1992 | 32 |
| Latavia Coleman - TULSA | Nov 19, 1999 | 32 |
| Shakayla Thomas - GEORGIA TECH | Jan 10, 2016 | 32 |

FIELD GOALS MADE

| Name | Date | FGM |
|---|--------------|-----|
| 1. Laine Lasseter - SOUTHEASTERN LA | Feb 13, 1980 | 17 |
| 2. Latavia Coleman - NORTH CAROLINA | Dec 5, 1998 | 16 |
| 3. Laine Lasseter - at ALABAMA-BIRMINGHAM | Dec 31, 1978 | 15 |
| Cherry Rivers - at MIAMI | Dec 14, 1979 | 15 |
| Sue Galkantas - FLORIDA A&M | Jan 14, 1981 | 15 |
| Tia Paschal - vs MARYLAND | Mar 6, 1993 | 15 |
| Latavia Coleman - vs MARYLAND | Mar 4, 2000 | 15 |
| Roneeka Hodges - MARYLAND | Jan 16, 2005 | 15 |
| 9. Laine Lasseter - vs FLORIDA | Feb 22, 1979 | 14 |
| Sue Galkantas - at GEORGIA STATE | Nov 21, 1980 | 14 |
| Laine Lasseter - MERCER | Jan 26, 1981 | 14 |
| Sue Galkantas - vs NORTH CAROLINA | Jan 5, 1982 | 14 |
| Chantelle Dishman - MARQUETTE | Dec 1, 1990 | 14 |
| Tia Paschal - vs TENNESSEE TECH | Dec 21, 1992 | 14 |
| Natasha Howard - DUKE | Jan 23, 2014 | 14 |
| Natasha Howard - at SYRACUSE | Feb 13, 2014 | 14 |
| Natasha Howard - VIRGINIA | Mar 2, 2014 | 14 |
| Natasha Howard - vs NOTRE DAME | Mar 7, 2014 | 14 |
| Shakayla Thomas - GEORGIA TECH | Jan 10, 2016 | 14 |
| Shakayla Thomas - at IOWA | Nov 29, 2017 | 14 |
| Morgan Jones - CLEMSON | Jan 21, 2021 | 14 |
| 22. Laine Lasseter - vs FLORIDA | Feb 23, 1979 | 13 |
| Sue Galkantas - FLORIDA | Dec 3, 1980 | 13 |
| Sue Galkantas - MIAMI | Dec 6, 1980 | 13 |
| Sue Galkantas - at SOUTHERN MISSISSIPPI | Jan 24, 1981 | 13 |
| Sue Galkantas - at VIRGINIA TECH | Jan 16, 1982 | 13 |
| LeeVayne Oliver - GEORGIA SOUTHERN | Mar 12, 1982 | 13 |
| Bev Burnett - FLORIDA A&M | Feb 13, 1986 | 13 |
| Bev Burnett - at MEMPHIS STATE | Feb 22, 1986 | 13 |
| Bev Burnett - MEMPHIS STATE | Jan 16, 1988 | 13 |
| Chris Davis - CINCINNATI | Mar 10, 1988 | 13 |
| Chris Davis - GEORGIA SOUTHERN | Dec 3, 1988 | 13 |
| Lysa Moorefield - at GEORGIA TECH | Jan 18, 1998 | 13 |
| Roneeka Hodges - TEXAS-ARLINGTON | Dec 18, 2004 | 13 |
| Alicia Gladden - OAKLAND | Nov 19, 2006 | 13 |
| Britany Miller - at WAKE FOREST | Feb 25, 2007 | 13 |
| Natasha Howard - at MARYLAND | Feb 20, 2014 | 13 |
| Shakayla Thomas - SACRED HEART | Nov 24, 2017 | 13 |
| Shakayla Thomas - at JAMES MADISON | Dec 3, 2017 | 13 |

FIELD GOALS ATTEMPTED

| Name | Date | FGA |
|--------------------------------------|--------------|-----|
| 1. Bev Burnett - at GEORGIA SOUTHERN | Dec 16, 1987 | 34 |
| Shakayla Thomas - TEXAS | Feb 13, 2017 | 34 |
| 3. Laine Lasseter - MERCER | Jan 26, 1981 | 30 |

| | | |
|--|--------------|----|
| Bev Burnett - FLORIDA | Feb 27, 1988 | 30 |
| 5. Latavia Coleman - NORTH CAROLINA | Dec 5, 1998 | 29 |
| 6. Tia Paschal - vs MARYLAND | Mar 6, 1993 | 28 |
| 7. Bev Burnett - at FLORIDA | Feb 19, 1986 | 27 |
| Bev Burnett - at VIRGINIA TECH | Feb 20, 1988 | 27 |
| 9. Cherry Rivers - FLORIDA | Dec 4, 1978 | 26 |
| Cherry Rivers - vs FLORIDA | Feb 23, 1980 | 26 |
| Sue Galkantas - FLORIDA A&M | Jan 14, 1981 | 26 |
| Bev Burnett - CINCINNATI | Mar 10, 1988 | 26 |
| Roneeka Hodges - MARYLAND | Jan 16, 2005 | 26 |
| Tanae Davis-Cain - vs OHIO STATE | Mar 22, 2008 | 26 |
| 15. Jackie Arnold - at FLORIDA A&M | Feb 13, 1979 | 25 |
| Cherry Rivers - at SOUTH FLORIDA | Dec 1, 1979 | 25 |
| Lisa Foglio - at ALABAMA-BIRMINGHAM | Jan 22, 1983 | 25 |
| Bev Burnett - MEMPHIS STATE | Jan 16, 1988 | 25 |
| April Traylor - UT-CHATTANOOGA | Nov 26, 1999 | 25 |
| Roneeka Hodges - VIRGINIA TECH | Feb 19, 2005 | 25 |
| 21. Yvette McKinney - SHORTER COLLEGE | Jan 24, 1975 | 24 |
| Jackie Arnold - at STETSON | Nov 29, 1978 | 24 |
| Cherry Rivers - vs FLORIDA | Feb 24, 1980 | 24 |
| Sue Galkantas - vs VALDOSTA STATE COLL | Nov 28, 1980 | 24 |
| Sue Galkantas - vs ALABAMA | Nov 29, 1980 | 24 |
| Sue Galkantas - at SOUTH FLORIDA | Feb 12, 1981 | 24 |
| Sue Galkantas - vs NORTH CAROLINA | Jan 5, 1982 | 24 |
| Sue Galkantas - MEMPHIS STATE | Jan 25, 1982 | 24 |
| Bev Burnett - SOUTH FLORIDA | Feb 10, 1986 | 24 |
| Bev Burnett - at MEMPHIS STATE | Feb 22, 1986 | 24 |
| Bev Burnett - at DEPAUL | Nov 28, 1987 | 24 |
| Latavia Coleman - FLORIDA | Dec 7, 1999 | 24 |
| Tasheika Morris - at NORTH CAROLINA | Feb 13, 2003 | 24 |

FIELD GOAL PERCENTAGE (MINIMUM 10 ATTEMPTS)

| Name | Date | FGM-FGA | Pct |
|---|--------------|---------|------|
| 1. Cierra Bravard - at AKRON | Dec 10, 2011 | 11-12 | .917 |
| 2. Laine Lasseter - CENTRAL FLORIDA | Dec 12, 1980 | 10-11 | .909 |
| Glenda Stokes - vs NEBRASKA | Dec 31, 1982 | 10-11 | .909 |
| Brittany Brown - VIRGINIA | Mar 2, 2014 | 10-11 | .909 |
| 5. Laine Lasseter - MONTCLAIR STATE | Jan 10, 1983 | 9-10 | .900 |
| Chris Davis - at TULANE | Feb 5, 1990 | 9-10 | .900 |
| Tia Paschal - CINCINNATI | Jan 12, 1991 | 9-10 | .900 |
| Shakayla Thomas - MURRAY STATE | Dec 19, 2015 | 9-10 | .900 |
| 9. Natasha Howard - TENNESSEE-MARTIN | Dec 28, 2013 | 12-14 | .857 |
| 10. Sue Galkantas - TULANE | Feb 20, 1984 | 11-13 | .846 |
| Cierra Bravard - VIRGINIA | Feb 26, 2012 | 11-13 | .846 |
| 12. Cherry Rivers - SOUTH FLORIDA | Dec 2, 1978 | 10-12 | .833 |
| Lisa Foglio - SOUTH CAROLINA | Jan 27, 1982 | 10-12 | .833 |
| Sue Galkantas - at ALASKA-ANCHORAGE | Feb 24, 1984 | 10-12 | .833 |
| Aline Harvis - MEMPHIS STATE | Jan 9, 1989 | 10-12 | .833 |
| Chantelle Dishman - at LOUISIANA STATE | Nov 30, 1991 | 10-12 | .833 |
| Latavia Coleman - at MARYLAND | Jan 12, 2000 | 10-12 | .833 |
| Trinetta Moore - at NORTH CAROLINA | Feb 1, 2004 | 10-12 | .833 |
| Mara Freshour - FORDHAM | Nov 20, 2007 | 10-12 | .833 |
| Shakayla Thomas - at BOSTON COLLEGE | Feb 2, 2017 | 10-12 | .833 |
| Shakayla Thomas - WAKE FOREST | Feb 9, 2017 | 10-12 | .833 |
| 22. Chantelle Dishman - MARQUETTE | Dec 1, 1990 | 14-17 | .824 |
| Tia Paschal - vs TENNESSEE TECH | Dec 21, 1992 | 14-17 | .824 |
| 24. LeeVayne Oliver - FLORIDA | Jan 20, 1984 | 9-11 | .818 |
| Chantelle Dishman - at GEORGIA SOUTHERN | Jan 4, 1990 | 9-11 | .818 |
| Chantelle Dishman - LOUISIANA STATE | Dec 2, 1990 | 9-11 | .818 |
| Danielle Ryan - ALABAMA | Jan 16, 1991 | 9-11 | .818 |
| Danielle Ryan - LOUISIANA STATE | Dec 5, 1992 | 9-11 | .818 |
| Katelyn Vujas - at LOYOLA-CHICAGO | Jan 19, 1999 | 9-11 | .818 |
| Trinetta Moore - at MARYLAND | Jan 16, 2003 | 9-11 | .818 |
| Shante Williams - vs STANFORD | Mar 20, 2006 | 9-11 | .818 |
| Alicia Gladden - at CLEMSON | Jan 18, 2007 | 9-11 | .818 |
| Natasha Howard - vs ARIZONA STATE | Nov 27, 2010 | 9-11 | .818 |
| Leticia Romero - NORTH FLORIDA | Dec 19, 2016 | 9-11 | .818 |

THREE POINT FIELD GOALS MADE

| Name | Date | 3FGM |
|---|--------------|------|
| 1. Imani Wright - AT WAKE FOREST | Jan 18, 2018 | 9 |
| 2. Imani Wright - NORTH CAROLINA | Dec 31, 2017 | 8 |
| 3. Christy Derlak - at UT-CHATTANOOGA | Nov 26, 1993 | 7 |
| Wendy Hampton - STETSON | Dec 22, 1996 | 7 |
| Courtney Ward - VANDERBILT | Nov 21, 2010 | 7 |
| Imani Wright - at IOWA | Nov 29, 2017 | 7 |
| AJ Alix - at Pittsburgh | Feb 4, 2018 | 7 |
| 8. Robin Storey - at ALABAMA-BIRMINGHAM | Dec 19, 1988 | 6 |
| Robin Storey - at MEMPHIS STATE | Mar 2, 1989 | 6 |
| Jen Robinson - GEORGIA TECH | Jan 31, 1999 | 6 |
| Linnea Liljestrand - at RICHMOND | Mar 21, 2004 | 6 |
| Linnea Liljestrand - COLGATE | Dec 31, 2004 | 6 |

| | | |
|---|--------------|---|
| Tanae Davis-Cain - at GEORGIA TECH | Feb 3, 2008 | 6 |
| Alysha Harvin - BOSTON COLLEGE | Jan 24, 2010 | 6 |
| Courtney Ward - at VIRGINIA | Feb 22, 2010 | 6 |
| Courtney Ward - DUKE | Jan 14, 2011 | 6 |
| Courtney Ward - at BOSTON COLLEGE | Jan 27, 2011 | 6 |
| Alexa Deluzio - at BOSTON COLLEGE | Jan 19, 2012 | 6 |
| Alexa Deluzio - at VIRGINIA | Mar 3, 2013 | 6 |
| Morgan Jones - at MARYLAND | Feb 20, 2014 | 6 |
| AJ Alix - at FLORIDA | Nov 17, 2017 | 6 |
| Imani Wright - at GRAMBLING STATE | Nov 19, 2017 | 6 |
| 23. Robin Storey - at MEMPHIS STATE | Feb 13, 1988 | 5 |
| Robin Storey - at SOUTH FLORIDA | Feb 24, 1989 | 5 |
| Alison Arnoldi - at WAKE FOREST | Feb 18, 1994 | 5 |
| Tanisha Rickman - FLORIDA | Dec 3, 1994 | 5 |
| Molly Beal - VIRGINIA | Jan 9, 2000 | 5 |
| April Traylor - at FLORIDA | Nov 21, 2000 | 5 |
| Molly Beal - at MARYLAND | Feb 11, 2001 | 5 |
| April Traylor - vs TULANE | Mar 16, 2001 | 5 |
| Ganiyat Adeduntan - ALABAMA STATE | Nov 22, 2002 | 5 |
| Ganiyat Adeduntan - CLEMSON | Feb 9, 2005 | 5 |
| Holly Johnson - LIPSCOMB | Dec 30, 2005 | 5 |
| Tanae Davis-Cain - at SE MISSOURI STATE | Nov 17, 2006 | 5 |
| Mara Freshour - vs WAKE FOREST | Mar 1, 2007 | 5 |
| Mara Freshour - FORDHAM | Nov 20, 2007 | 5 |
| Tanae Davis-Cain - at FLORIDA | Nov 23, 2007 | 5 |
| Mara Freshour - at MARYLAND | Feb 24, 2008 | 5 |
| Mara Freshour - CLEMSON | Mar 1, 2008 | 5 |
| Tanae Davis-Cain - vs OHIO STATE | Mar 22, 2008 | 5 |
| Tanae Davis-Cain - vs CONNECTICUT | Dec 21, 2008 | 5 |
| Alysha Harvin - MIAMI | Feb 25, 2010 | 5 |
| Courtney Ward - at CLEMSON | Jan 20, 2011 | 5 |
| Emiah Bingley - at VIRGINIA | Jan 19, 2014 | 5 |
| Morgan Jones - MIAMI | Feb 16, 2014 | 5 |
| Maegen Conwright - at PURDUE | Dec 3, 2014 | 5 |
| Emiah Bingley - at GEORGIA TECH | Jan 30, 2015 | 5 |
| Emiah Bingley - CLEMSON | Feb 7, 2016 | 5 |
| Leticia Romero - at MERCER | Dec 21, 2016 | 5 |
| AJ Alix - UNF | Nov 10, 2017 | 5 |
| AJ Alix - STETSON | Dec 7, 2017 | 5 |
| AJ Alix - at TEXAS | Dec 17, 2017 | 5 |
| Imani Wright - NOTRE DAME | Jan 28, 2018 | 5 |
| Nausia Woolfolk - JACKSONVILLE | Nov 15, 2018 | 5 |
| Nausia Woolfolk - NC STATE | Feb 7, 2019 | 5 |
| Sammie Puiuis - at CLEMSON | Dec 8, 2019 | 5 |
| Sammie Puiuis - at VIRGINIA TECH | Dec 31, 2020 | 5 |
| Sammie Puiuis - CLEMSON | Jan 21, 2021 | 5 |

THREE POINT FIELD GOALS ATTEMPTED

| Name | Date | 3FGA |
|--------------------------------------|--------------|------|
| 1. Courtney Ward - vs BOSTON COLLEGE | Mar 5, 2010 | 17 |
| Imani Wright - at IOWA | Nov 29, 2017 | 17 |
| Imani Wright - at WAKE FOREST | Jan 18, 2018 | 17 |
| 4. Imani Wright - at GRAMBLING STATE | Nov 19, 2017 | 16 |
| 5. Tanae Davis-Cain - MARYLAND | Feb 2, 2009 | 15 |
| 6. Courtney Ward - NORTH CAROLINA | Feb 2, 2011 | 14 |
| 7. Courtney Ward - at CLEMSON | Jan 20, 2011 | 12 |
| Courtney Ward - vs NORTH CAROLINA | Mar 4, 2011 | 12 |
| Imani Wright - NORTH CAROLINA | Dec 31, 2017 | 12 |
| Imani Wright - NOTRE DAME | Jan 28, 2018 | 12 |
| Imani Wright - at Pittsburgh | Feb 4, 2018 | 12 |
| Sammie Puiuis - CLEMSON | Jan 21, 2021 | 12 |
| 12. Wanda Burns - at AUBURN | Jan 17, 1990 | 11 |
| Wanda Burns - GEORGIA | Feb 21, 1990 | 11 |
| Christy Derlak - vs KENTUCKY | Dec 30, 1993 | 11 |
| Tanisha Rickman - vs MICHIGAN STATE | Dec 21, 1994 | 11 |
| Jen Robinson - VIRGINIA | Jan 19, 1997 | 11 |
| Jen Robinson - at DUKE | Dec 2, 1998 | 11 |
| Jen Robinson - GEORGIA TECH | Jan 31, 1999 | 11 |
| Tasheika Morris - at NORTH CAROLINA | Feb 13, 2003 | 11 |
| Mara Freshour - at MARYLAND | Feb 24, 2008 | 11 |
| Tanae Davis-Cain - vs DUKE | Mar 7, 2009 | 11 |
| Alysha Harvin - BOSTON COLLEGE | Jan 24, 2010 | 11 |
| Alexa Deluzio - at VIRGINIA | Mar 3, 2013 | 11 |
| Morgan Jones - NORTH CAROLINA | Jan 12, 2014 | 11 |
| Imani Wright - CONNECTICUT | Nov 14, 2016 | 11 |
| Imani Wright - at SYRACUSE | Jan 7, 2018 | 11 |

GAME RECORDS

THREE POINT FIELD GOAL PERCENTAGE (MINIMUM 4 ATTEMPTS)

| Name | Date | FGM-3FGA | Pct |
|---|--------------|----------|-------|
| 1. Robin Storey - at SOUTH FLORIDA | Feb 24, 1989 | 5- 5 | 1.000 |
| Mara Freshour - vs WAKE FOREST | Mar 1, 2007 | 5- 5 | 1.000 |
| Emiah Bingley - at GEORGIA TECH | Jan 30, 2015 | 5- 5 | 1.000 |
| Jen Robinson - at DUKE | Jan 16, 1998 | 4- 4 | 1.000 |
| Tasheika Allen - FLORIDA | Dec 6, 2003 | 4- 4 | 1.000 |
| Tanae Davis-Cain - at TEMPLE | Dec 7, 2008 | 4- 4 | 1.000 |
| Alexa Deluzio - vs HAWAII | Dec 21, 2009 | 4- 4 | 1.000 |
| Alexa Deluzio - at WAKE FOREST | Feb 17, 2011 | 4- 4 | 1.000 |
| Leonor Rodriguez - at NEBRASKA | Dec 8, 2012 | 4- 4 | 1.000 |
| Kourtney Weber - at MILWAUKEE | Dec 20, 2018 | 4- 4 | 1.000 |
| Sammie Puisis - at LSU | Nov 9, 2019 | 4- 4 | 1.000 |
| 12. Robin Storey - at MEMPHIS STATE | Mar 2, 1989 | 6- 7 | .857 |
| Courtney Ward - at BOSTON COLLEGE | Jan 27, 2011 | 6- 7 | .857 |
| 14. Alison Arnoldi - at WAKE FOREST | Feb 18, 1994 | 5- 6 | .833 |
| Ganiyat Adeduntan - ALABAMA STATE | Nov 22, 2002 | 5- 6 | .833 |
| Tanae Davis-Cain - at SE MISSOURI STATE | Nov 17, 2006 | 5- 6 | .833 |
| Mara Freshour - CLEMSON | Mar 1, 2008 | 5- 6 | .833 |
| Emiah Bingley - CLEMSON | Feb 7, 2016 | 5- 6 | .833 |
| AJ Alix - STETSON | Dec 7, 2017 | 5- 6 | .833 |
| 20. Molly Beal - CLEMSON | Jan 27, 2000 | 4- 5 | .800 |
| Linnea Liljestrand - at CLEMSON | Jan 30, 2003 | 4- 5 | .800 |
| Holly Johnson - at GEORGIA TECH | Jan 2, 2004 | 4- 5 | .800 |
| Roneeka Hodges - MIAMI OF OHIO | Nov 27, 2004 | 4- 5 | .800 |
| Mara Freshour - CENTRAL FLORIDA | Dec 4, 2005 | 4- 5 | .800 |
| Holly Johnson - at MIAMI | Feb 9, 2006 | 4- 5 | .800 |
| Tanae Davis-Cain - CLEMSON | Feb 22, 2007 | 4- 5 | .800 |
| Courtney Ward - at VIRGINIA | Jan 23, 2009 | 4- 5 | .800 |
| Mara Freshour - at BOSTON COLLEGE | Feb 5, 2009 | 4- 5 | .800 |
| Courtney Ward - VIRGINIA | Feb 24, 2009 | 4- 5 | .800 |
| Courtney Ward - VIRGINIA TECH | Feb 18, 2010 | 4- 5 | .800 |
| Maegan Conwright - ALABAMA-BIRMINGHAM | Nov 14, 2014 | 4- 5 | .800 |
| Morgan Jones - vs EASTERN ILLINOIS | Nov 21, 2014 | 4- 5 | .800 |
| Morgan Jones - SAVANNAH STATE | Dec 19, 2014 | 4- 5 | .800 |
| Leticia Romero - NORTH FLORIDA | Dec 19, 2016 | 4- 5 | .800 |
| Savannah Wilkinson - at CLEMSON | Jan 4, 2018 | 4- 5 | .800 |
| Nausia Woolfolk - SAMFORD | Nov 17, 2019 | 4- 5 | .800 |

FREE THROWS MADE

| Name | Date | FTM |
|---|--------------|-----|
| 1. Carla Williams - at NORTH CAROLINA STATE | Feb 11, 1996 | 15 |
| Cierra Bravard - at BOSTON COLLEGE | Jan 27, 2011 | 15 |
| 3. Sue Galkantas - MEMPHIS STATE | Jan 25, 1982 | 14 |
| Sue Galkantas - at TULANE | Feb 5, 1983 | 14 |
| Wanda Burns - at MEMPHIS STATE | Jan 19, 1991 | 14 |
| Tia Paschal - FLORIDA | Dec 15, 1991 | 14 |
| Tia Paschal - at NORTH CAROLINA | Jan 10, 1993 | 14 |
| Latavia Coleman - at CLEMSON | Jan 29, 1998 | 14 |
| 9. Bev Burnett - VIRGINIA TECH | Jan 30, 1988 | 13 |
| Carla Williams - DUKE | Jan 28, 1995 | 13 |
| Carla Williams - vs FLORIDA | Dec 1, 1995 | 13 |
| Carla Williams - UT-CHATTANOOGA | Dec 17, 1995 | 13 |
| Carla Williams - at NORTH CAROLINA | Jan 3, 1996 | 13 |
| Carla Williams - GEORGIA TECH | Jan 31, 1996 | 13 |
| 15. Lynn Dee McDonald - FLORIDA A&M | Dec 4, 1979 | 12 |
| Lori Smith - at TULANE | Jan 28, 1984 | 12 |
| Chantelle Dishman - TULANE | Jan 28, 1991 | 12 |
| Christy Derlak - at WAKE FOREST | Feb 18, 1994 | 12 |
| Christy Derlak - DUKE | Feb 25, 1994 | 12 |
| Carla Williams - WAKE FOREST | Feb 23, 1995 | 12 |
| Carla Williams - CLEMSON | Jan 7, 1996 | 12 |
| Latavia Coleman - LOUISIANA TECH | Nov 19, 1998 | 12 |
| Alicia Gladden - FLORIDA | Nov 24, 2006 | 12 |
| Cierra Bravard - vs ALABAMA | Nov 26, 2010 | 12 |
| Cierra Bravard - vs NORTH CAROLINA | Mar 4, 2011 | 12 |
| Natasha Howard - at SYRACUSE | Feb 13, 2014 | 12 |
| Natasha Howard - GEORGIA TECH | Feb 27, 2014 | 12 |
| Nicki Ekhomu - TROY | Nov 6, 2018 | 12 |
| Morgan Jones - LOUISVILLE | Feb 21, 2021 | 12 |

FREE THROWS ATTEMPTED

| Name | Date | FTA |
|---|--------------|-----|
| 1. Carla Williams - at NORTH CAROLINA STATE | Feb 11, 1996 | 22 |
| April Traylor - at FLORIDA | Feb 11, 1999 | 22 |
| 3. Tia Paschal - FLORIDA | Dec 15, 1991 | 19 |
| Carla Williams - DUKE | Jan 28, 1995 | 19 |
| 5. Latavia Coleman - at CLEMSON | Jan 29, 1998 | 18 |
| Cierra Bravard - at BOSTON COLLEGE | Jan 27, 2011 | 18 |
| 7. Sue Galkantas - at TULANE | Feb 5, 1983 | 17 |
| Tia Paschal - at NORTH CAROLINA | Jan 10, 1993 | 17 |

| | | |
|---------------------------------------|--------------|----|
| 9. Sue Galkantas - MEMPHIS STATE | Jan 25, 1982 | 16 |
| Sue Galkantas - FLORIDA A&M | Feb 10, 1982 | 16 |
| Chantelle Dishman - MISSISSIPPI STATE | Dec 1, 1989 | 16 |
| Christy Derlak - at WAKE FOREST | Feb 18, 1994 | 16 |
| April Traylor - EAST TENNESSEE STATE | Nov 24, 2001 | 16 |
| 14. Lori Smith - at TULANE | Jan 28, 1984 | 15 |
| Chris Davis - WEST VIRGINIA | Dec 5, 1987 | 15 |
| Bev Burnett - VIRGINIA TECH | Jan 30, 1988 | 15 |
| Wanda Burns - at MEMPHIS STATE | Jan 19, 1991 | 15 |
| Chantelle Dishman - GEORGIA TECH | Dec 17, 1991 | 15 |
| Carla Williams - vs FLORIDA | Dec 1, 1995 | 15 |
| Carla Williams - GEORGIA TECH | Jan 31, 1996 | 15 |
| Alicia Gladden - FLORIDA | Nov 24, 2006 | 15 |
| Cierra Bravard - vs NORTH CAROLINA | Mar 4, 2011 | 15 |
| Chelsea Davis - GEORGIA STATE | Nov 21, 2011 | 15 |
| Natasha Howard - at SYRACUSE | Feb 13, 2014 | 15 |
| Morgan Jones - LOUISVILLE | Feb 21, 2021 | 15 |

FREE THROW PERCENTAGE (MINIMUM 10 ATTEMPTS)

| Name | Date | FTM-FTA | Pct |
|-------------------------------------|--------------|---------|-------|
| 1. Chantelle Dishman - TULANE | Jan 28, 1991 | 12-12 | 1.000 |
| Cierra Bravard - LOUISVILLE | Nov 25, 2011 | 11-11 | 1.000 |
| Nicki Ekhomu - NOTRE DAME | Feb 10, 2018 | 11-11 | 1.000 |
| Chris Davis - TULANE | Jan 8, 1990 | 10-10 | 1.000 |
| Wanda Burns - LOUISVILLE | Jan 14, 1991 | 10-10 | 1.000 |
| Christy Derlak - vs RICHMOND | Dec 29, 1993 | 10-10 | 1.000 |
| Tasheika Morris - at GEORGIA TECH | Dec 5, 2001 | 10-10 | 1.000 |
| Chatrice White - MIAMI | Feb 6, 2017 | 10-10 | 1.000 |
| Chatrice White - GEORGIA TECH | Feb 25, 2018 | 10-10 | 1.000 |
| 10. Wanda Burns - at MEMPHIS STATE | Jan 19, 1991 | 14-15 | .933 |
| 11. Carla Williams - UT-CHATTANOOGA | Dec 17, 1995 | 13-14 | .929 |
| Carla Williams - at NORTH CAROLINA | Jan 3, 1996 | 13-14 | .929 |
| 13. Lynn Dee McDonald - FLORIDA A&M | Dec 4, 1979 | 12-13 | .923 |
| Latavia Coleman - LOUISIANA TECH | Nov 19, 1998 | 12-13 | .923 |
| Cierra Bravard - vs ALABAMA | Nov 26, 2010 | 12-13 | .923 |

| | | | |
|-------------------------------------|--------------|-------|------|
| 16. Sue Galkantas - FLORIDA | Dec 3, 1980 | 11-12 | .917 |
| Bev Burnett - at LOUISVILLE | Mar 3, 1988 | 11-12 | .917 |
| Christy Derlak - RHODE ISLAND | Dec 3, 1993 | 11-12 | .917 |
| Holly Johnson - MONTANA | Nov 27, 2005 | 11-12 | .917 |
| Morgan Jones - CLEMSON | Jan 23, 2022 | 11-12 | .917 |
| 21. Sue Galkantas - vs DELTA STATE | Dec 11, 1982 | 10-11 | .909 |
| Sue Galkantas - FLORIDA A&M | Feb 9, 1983 | 10-11 | .909 |
| Sheri Kaminski - at LOUISVILLE | Feb 7, 1987 | 10-11 | .909 |
| Carla Williams - NORTH CAROLINA | Jan 4, 1995 | 10-11 | .909 |
| Jacinta Monroe - vs WAKE FOREST | Mar 1, 2007 | 10-11 | .909 |
| 26. Cherry Rivers - vs FLORIDA | Feb 23, 1979 | 9-10 | .900 |
| Sue Galkantas - MIDDLE TENNESSEE ST | Nov 26, 1983 | 9-10 | .900 |
| Bev Burnett - MEMPHIS STATE | Feb 27, 1985 | 9-10 | .900 |
| Bev Burnett - TULANE | Jan 24, 1986 | 9-10 | .900 |
| Val Garrett - ALABAMA | Feb 1, 1988 | 9-10 | .900 |
| Wanda Burns - LOUISVILLE | Jan 13, 1990 | 9-10 | .900 |
| Wanda Burns - at MEMPHIS STATE | Jan 28, 1990 | 9-10 | .900 |
| Tia Paschal - at GEORGIA TECH | Jan 18, 1993 | 9-10 | .900 |
| Shante Williams - GEORGIA TECH | Feb 9, 2007 | 9-10 | .900 |
| Tanae Davis-Cain - at VIRGINIA | Feb 10, 2008 | 9-10 | .900 |
| Cierra Bravard - at WAKE FOREST | Feb 17, 2011 | 9-10 | .900 |
| Leonor Rodriguez - at GEORGIA TECH | Jan 3, 2013 | 9-10 | .900 |



Cierra Bravard

GAME RECORDS

REBOUNDS

| Name | Date | Reb |
|-------------------------------------|--------------|-----|
| 1. Levys Torres - COPPIN STATE | Dec 28, 2000 | 24 |
| 2. Laine Lasseter - SOUTH FLORIDA | Dec 2, 1978 | 23 |
| 3. Natasha Howard - DUKE | Jan 23, 2014 | 22 |
| 4. Glenda Stokes - at VIRGINIA TECH | Jan 16, 1982 | 21 |
| Brenda Cliette - RICE | Dec 6, 1986 | 21 |
| Jacinta Monroe - ALABAMA-BIRMINGHAM | Nov 12, 2006 | 21 |
| 7. Chris Brokas - TROY STATE | Dec 6, 1977 | 19 |
| LeeVayne Oliver - at CINCINNATI | Jan 10, 1981 | 19 |
| Carla Williams - vs FURMAN | Dec 30, 1995 | 19 |
| 10. Sarah Hall - at CENTRAL FLORIDA | Jan 18, 1986 | 18 |
| Katina Cobbins - vs WAKE FOREST | Mar 4, 1994 | 18 |
| Levys Torres - WAKE FOREST | Feb 15, 2001 | 18 |
| Alicia Gladden - FLORIDA A&M | Dec 2, 2004 | 18 |
| Chasity Clayton - SAMFORD | Nov 11, 2012 | 18 |
| Natasha Howard - at GEORGIA TECH | Jan 3, 2013 | 18 |
| Natasha Howard - at MIAMI | Jan 9, 2014 | 18 |
| Adut Bulgak - DUKE | Jan 11, 2015 | 18 |
| Kiah Gillespie - vs SOUTH CAROLINA | Mar 24, 2019 | 18 |
| Kiah Gillespie - at FLORIDA | Nov 26, 2019 | 18 |
| 20. Laine Lasseter - vs FLORIDA | Feb 23, 1979 | 17 |
| Sue Galkantas - FLORIDA | Dec 3, 1980 | 17 |
| Brenda Cliette - MONTCLAIR STATE | Jan 10, 1983 | 17 |
| Sarah Hall - WEST GEORGIA | Nov 23, 1985 | 17 |
| Lorraine Rimson - GEORGETOWN | Dec 6, 1985 | 17 |
| Lorraine Rimson - RADFORD | Dec 7, 1985 | 17 |
| Bev Burnett - SOUTH FLORIDA | Feb 10, 1986 | 17 |
| Chantelle Dishman - MIAMI | Nov 23, 1991 | 17 |
| Ursula Woods - at WAKE FOREST | Jan 16, 1993 | 17 |
| Jacinta Monroe - at NORTH CAROLINA | Feb 1, 2010 | 17 |
| Cierra Bravard - ALABAMA STATE | Nov 12, 2010 | 17 |
| Natasha Howard - MIAMI | Jan 15, 2012 | 17 |
| Adut Bulgak - MIAMI | Feb 8, 2015 | 17 |

ASSISTS

| Name | Date | Ast |
|---------------------------------------|--------------|-----|
| 1. Cheetah Delgado - BOSTON COLLEGE | Feb 9, 2014 | 15 |
| 2. Shante Williams - ALABAMA STATE | Dec 16, 2007 | 13 |
| 3. Rose Harper - vs FLORIDA | Feb 23, 1980 | 12 |
| Cheetah Delgado - at SYRACUSE | Feb 13, 2014 | 12 |
| AJ Alix - SACRED HEART | Nov 24, 2017 | 12 |
| Nicki Ekhomu - vs TEXAS A&M | Dec 1, 2019 | 12 |
| 7. Sheri Kaminski - at SOUTH FLORIDA | Dec 10, 1983 | 11 |
| Robin Corn - vs SOUTH ALABAMA | Nov 24, 1989 | 11 |
| Allison Peercy - at FLORIDA | Feb 3, 1993 | 11 |
| Courtney Ward - vs HAWAII | Dec 21, 2009 | 11 |
| Cheetah Delgado - VIRGINIA | Mar 2, 2014 | 11 |
| Leticia Romero - at BOSTON COLLEGE | Feb 22, 2015 | 11 |
| Brittany Brown - at WAKE FOREST | Jan 28, 2016 | 11 |
| AJ Alix - at GRAMBLING STATE | Nov 19, 2017 | 11 |
| AJ Alix - ARIZONA STATE | Dec 10, 2017 | 11 |
| AJ Alix - JACKSONVILLE | Dec 28, 2017 | 11 |
| AJ Alix - CLEMSON | Feb 15, 2018 | 11 |
| 18. Lynn Marnie - vs NORTH CAROLINA | Jan 5, 1982 | 10 |
| Sheri Kaminski - MIAMI | Jan 13, 1984 | 10 |
| Sheri Kaminski - FLORIDA A&M | Feb 15, 1984 | 10 |
| Jan Piatnik - FLORIDA A&M | Jan 21, 1988 | 10 |
| Wanda Burns - HOWARD | Feb 6, 1989 | 10 |
| Wanda Burns - MARQUETTE | Dec 1, 1990 | 10 |
| Wanda Burns - at LOUISVILLE | Feb 11, 1991 | 10 |
| Jen Robinson - at FLORIDA A&M | Dec 10, 1995 | 10 |
| Jen Robinson - at VIRGINIA | Jan 2, 1998 | 10 |
| April Traylor - at CLEMSON | Feb 27, 2000 | 10 |
| April Traylor - vs DUKE | Mar 5, 2000 | 10 |
| Courtney Ward - DUKE | Jan 29, 2009 | 10 |
| Courtney Ward - HARVARD | Jan 21, 2010 | 10 |
| Courtney Ward - CLEMSON | Feb 11, 2010 | 10 |
| Courtney Ward - at GEORGIA TECH | Feb 15, 2010 | 10 |
| Morgan Toles - vs EASTERN KENTUCKY | Nov 23, 2012 | 10 |
| Morgan Toles - at GEORGIA TECH | Jan 3, 2013 | 10 |
| Cheetah Delgado - UNC-GREENSBORO | Nov 8, 2013 | 10 |
| Cheetah Delgado - at MIAMI | Jan 9, 2014 | 10 |
| Cheetah Delgado - at MARYLAND | Feb 20, 2014 | 10 |
| Leticia Romero - ALABAMA STATE | Mar 21, 2015 | 10 |
| Leticia Romero - vs SAM HOUSTON STATE | Nov 28, 2015 | 10 |
| Brittany Brown - at NORTH CAROLINA | Jan 5, 2017 | 10 |
| Nausia Woolfolk - at MIAMI | Feb 11, 2018 | 10 |
| Kiah Gillespie - vs MICHIGAN | Dec 22, 2019 | 10 |



Cheetah Delgado broke the FSU assists record on 'Paint it Pink' day on Feb. 9, 2014. She dedicated the performance to her late mother, who passed away from breast cancer.

BLOCKED SHOTS

| Name | Date | Blk |
|---------------------------------------|---------------------|----------|
| 1. Jacinta Monroe - GEORGIA TECH | Jan 18, 2009 | 9 |
| Valencia Myers - VIRGINIA | Dec 13, 2020 | 9 |
| 3. Brooke Wyckoff - SW MISSOURI STATE | Dec 21, 1997 | 8 |
| 4. Brooke Wyckoff - MISSISSIPPI | Nov 26, 1997 | 7 |
| Brooke Wyckoff - at MARYLAND | Feb 22, 1998 | 7 |
| Jacinta Monroe - ALABAMA STATE | Dec 16, 2007 | 7 |
| Jacinta Monroe - DUKE | Jan 29, 2009 | 7 |
| Jacinta Monroe - AUBURN | Nov 27, 2009 | 7 |
| 9. Laine Lasseter - MERCER | Nov 17, 1978 | 6 |
| Brenda Cliette - vs ARMY | Jan 2, 1983 | 6 |
| Brooke Wyckoff - at WAKE FOREST | Feb 8, 1998 | 6 |
| Brooke Wyckoff - SOUTH FLORIDA | Dec 14, 1998 | 6 |
| Ronald Pierce - vs MARYLAND | Mar 6, 2004 | 6 |
| Jacinta Monroe - SAMFORD | Dec 27, 2007 | 6 |
| Jacinta Monroe - NORTH CAROLINA STATE | Feb 7, 2008 | 6 |
| Jacinta Monroe - MERCER | Dec 14, 2008 | 6 |
| Natasha Howard - at WAKE FOREST | Feb 2, 2014 | 6 |
| Chatrice White - GEORGIA TECH | Feb 25, 2018 | 6 |
| River Baldwin - CLEMSON | Jan 21, 2021 | 6 |
| 20. Laine Lasseter - at WINTHROP | Feb 8, 1979 | 5 |
| Sarah Hall - FLORIDA A&M | Feb 12, 1985 | 5 |
| Veronica Bouknight - at SOUTH FLORIDA | Jan 20, 1986 | 5 |
| Sarah Hall - at ALBANY STATE | Jan 30, 1986 | 5 |
| Mary Buchanan - VALDOSTA STATE COLL | Dec 30, 1986 | 5 |
| Chantelle Dishman - WAKE FOREST | Feb 17, 1992 | 5 |
| Brooke Wyckoff - at VIRGINIA | Jan 2, 1998 | 5 |
| Brooke Wyckoff - VIRGINIA | Feb 1, 1998 | 5 |
| Levys Torres - at IOWA STATE | Mar 18, 2001 | 5 |
| Britany Miller - STETSON | Dec 6, 2006 | 5 |
| Jacinta Monroe - vs OLD DOMINION | Mar 17, 2007 | 5 |
| Britany Miller - at TEXAS A&M | Dec 6, 2007 | 5 |
| Jacinta Monroe - FLORIDA | Nov 23, 2008 | 5 |
| Cierra Bravard - VIRGINIA | Feb 24, 2009 | 5 |
| Jacinta Monroe - ALCORN STATE | Dec 6, 2009 | 5 |
| Jacinta Monroe - CONNECTICUT | Dec 28, 2009 | 5 |
| Jacinta Monroe - vs MISSISSIPPI STATE | Mar 28, 2010 | 5 |
| Natasha Howard - at VIRGINIA | Mar 3, 2013 | 5 |
| Natasha Howard - vs PRINCETON | Mar 24, 2013 | 5 |
| Natasha Howard - vs PACIFIC | Dec 20, 2013 | 5 |
| Natasha Howard - at VIRGINIA | Jan 19, 2014 | 5 |
| Natasha Howard - DUKE | Jan 23, 2014 | 5 |
| Adut Bulgak - at PURDUE | Dec 3, 2014 | 5 |
| Adut Bulgak - at TEMPLE | Dec 14, 2014 | 5 |
| Chatrice White - at GEORGIA TECH | Jan 26, 2017 | 5 |
| Chatrice White - CLEMSON | Feb 18, 2017 | 5 |
| Chatrice White - STETSON | Dec 7, 2017 | 5 |
| Chatrice White - at TEXAS | Dec 17, 2017 | 5 |

| | | |
|--------------------------------|-------------|---|
| Valencia Myers - TROY | Nov 6, 2018 | 5 |
| Valencia Myers - at ST. JOHN'S | Dec 9, 2018 | 5 |
| Valencia Myers - NC STATE | Feb 7, 2019 | 5 |

STEALS

| Name | Date | Stl |
|--|--------------|-----|
| 1. Wanda Burns - vs SOUTH ALABAMA | Nov 24, 1989 | 10 |
| 2. Ivey Slaughter - vs OREGON STATE | Mar 25, 2017 | 9 |
| 3. Brenda Cliette - ALABAMA-BIRMINGHAM | Dec 18, 1986 | 8 |
| Tia Paschal - LOUISIANA STATE | Dec 5, 1992 | 8 |
| Wendy Hampton - FLORIDA A&M | Dec 3, 1996 | 8 |
| April Traylor - at XAVIER | Feb 1, 2001 | 8 |
| Brittany Brown - BOSTON COLLEGE | Jan 7, 2016 | 8 |
| 8. Sunnie O'Neal - SOUTH FLORIDA | Jan 16, 1981 | 7 |
| Glenda Stokes - SOUTH FLORIDA | Jan 16, 1981 | 7 |
| Brenda Cliette - vs UT-CHATTANOOGA | Nov 26, 1982 | 7 |
| Brenda Cliette - FLORIDA | Feb 19, 1983 | 7 |
| Val Garrett - at ALBANY STATE | Jan 30, 1986 | 7 |
| Sheri Kaminski - at ALBANY STATE | Jan 30, 1986 | 7 |
| Brenda Cliette - at SOUTH ALABAMA | Jan 16, 1987 | 7 |
| Chris Davis - HOWARD | Feb 6, 1989 | 7 |
| Wanda Burns - LOUISVILLE | Jan 13, 1990 | 7 |
| Tia Paschal - at SW MISSOURI STATE | Nov 24, 1990 | 7 |
| Wanda Burns - ALABAMA | Jan 16, 1991 | 7 |
| Tia Paschal - FLORIDA ATLANTIC | Dec 1, 1992 | 7 |
| Allison Peercy - at NORTH CAROLINA | Jan 10, 1993 | 7 |
| Tia Paschal - FLORIDA A&M | Jan 27, 1993 | 7 |
| Tia Paschal - DUKE | Feb 28, 1993 | 7 |
| Aletha Penn - at FLORIDA A&M | Dec 10, 1995 | 7 |
| Brooke Wyckoff - LONG BEACH STATE | Nov 22, 1998 | 7 |
| Angela Sutton - vs DUKE | Feb 26, 1999 | 7 |
| LaQuinta Neely - at JACKSONVILLE | Dec 18, 2002 | 7 |
| Alicia Gladden - MIAMI | Jan 9, 2005 | 7 |
| Alicia Gladden - TULSA | Nov 27, 2006 | 7 |
| Brittany Brown - RUTGERS | Dec 3, 2015 | 7 |
| Brittany Brown - at CLEMSON | Jan 14, 2016 | 7 |
| AJ Alix - at GRAMBLING STATE | Nov 19, 2017 | 7 |

TRIPLE-DOUBLES

| Name | Date | Pts | Reb | Ast |
|---------------------------------------|--------------|-----|-----|-----|
| 1. Wanda Burns - MARQUETTE | Dec 1, 1990 | 22 | 12 | 10 |
| 2. Leticia Romero - at BOSTON COLLEGE | Feb 22, 2015 | 19 | 11 | 11 |
| 3. Kiah Gillespie - vs MICHIGAN | Dec 22, 2019 | 14 | 13 | 10 |

SEASON RECORDS

AVERAGE

| Name | Year | Gm-Pts | Avg |
|-----------------------|---------|--------|------|
| 1. Sue Galkantas | 1980-81 | 29-627 | 21.6 |
| 2. Bev Burnett | 1987-88 | 25-533 | 21.3 |
| 3. Sue Galkantas | 1981-82 | 34-710 | 20.9 |
| 4. Natasha Howard | 2013-14 | 33-675 | 20.5 |
| 5. Tia Paschal | 1992-93 | 27-524 | 19.4 |
| 6. Roneeka Hodges | 2004-05 | 32-615 | 19.2 |
| 7. Wanda Burns | 1990-91 | 31-572 | 18.5 |
| 8. Wanda Burns | 1989-90 | 29-515 | 17.8 |
| Shakayla Thomas | 2017-18 | 33-586 | 17.8 |
| 10. Laine Lasseter | 1979-80 | 21-371 | 17.7 |
| Sue Galkantas | 1983-84 | 28-495 | 17.7 |
| Latavia Coleman | 1997-98 | 25-443 | 17.7 |
| 13. Christy Derlak | 1993-94 | 27-469 | 17.4 |
| 14. Bev Burnett | 1985-86 | 21-363 | 17.3 |
| 15. Lisa Foglio | 1981-82 | 26-439 | 16.9 |
| Sue Galkantas | 1982-83 | 29-491 | 16.9 |
| 16. Cherry Rivers | 1979-80 | 31-514 | 16.6 |
| 17. Shakayla Thomas | 2015-16 | 32-524 | 16.4 |
| 18. Lorraine Rimson | 1984-85 | 24-391 | 16.3 |
| Danielle Ryan | 1992-93 | 27-441 | 16.3 |
| Imani Wright | 2017-18 | 32-523 | 16.3 |
| 21. Chantelle Dishman | 1990-91 | 31-503 | 16.2 |
| Kiah Gillespie | 2018-19 | 33-533 | 16.2 |
| 23. Latavia Coleman | 1999-00 | 29-467 | 16.1 |
| 24. Bev Burnett | 1988-89 | 23-365 | 15.9 |
| 25. Carla Williams | 1995-96 | 28-443 | 15.8 |

POINTS

| Name | Year | Gm | FG | 3FG | FT | Pts | Avg |
|-----------------------|---------|----|-----|-----|-----|-----|------|
| 1. Sue Galkantas | 1981-82 | 34 | 282 | | 146 | 710 | 20.9 |
| 2. Natasha Howard | 2013-14 | 33 | 266 | 0 | 143 | 675 | 20.5 |
| 3. Sue Galkantas | 1980-81 | 29 | 261 | | 105 | 627 | 21.6 |
| 4. Roneeka Hodges | 2004-05 | 32 | 236 | 42 | 101 | 615 | 19.2 |
| 5. Shakayla Thomas | 2017-18 | 33 | 251 | | 84 | 586 | 17.8 |
| 6. Wanda Burns | 1990-91 | 31 | 203 | 41 | 125 | 572 | 18.5 |
| 7. Bev Burnett | 1987-88 | 25 | 201 | 0 | 131 | 533 | 21.3 |
| Kiah Gillespie | 2018-19 | 33 | 212 | 53 | 56 | 533 | 16.2 |
| 9. Tia Paschal | 1992-93 | 27 | 219 | 3 | 83 | 524 | 19.4 |
| Shakayla Thomas | 2015-16 | 32 | 227 | 0 | 70 | 524 | 16.4 |
| 11. Imani Wright | 2017-18 | 32 | 189 | 103 | 42 | 523 | 16.3 |
| 12. Wanda Burns | 1989-90 | 29 | 186 | 28 | 115 | 515 | 17.8 |
| 13. Cherry Rivers | 1979-80 | 31 | 216 | | 82 | 514 | 16.6 |
| 14. Chantelle Dishman | 1990-91 | 31 | 191 | 0 | 121 | 503 | 16.2 |
| Kiah Gillespie | 2019-20 | 32 | 195 | 44 | 65 | 499 | 15.6 |
| 16. Nicki Ekhomu | 2018-19 | 33 | 162 | 45 | 127 | 496 | 15.0 |
| 17. Sue Galkantas | 1983-84 | 28 | 192 | | 111 | 495 | 17.7 |
| 18. Sue Galkantas | 1982-83 | 29 | 184 | | 123 | 491 | 16.9 |
| Leonor Rodriguez | 2012-13 | 33 | 176 | 46 | 93 | 491 | 14.9 |
| Shakayla Thomas | 2016-17 | 33 | 212 | 0 | 67 | 491 | 14.9 |
| 21. Cierra Bravard | 2010-11 | 32 | 162 | 0 | 156 | 480 | 15.0 |
| 22. Nicki Ekhomu | 2019-20 | 32 | 168 | 47 | 94 | 477 | 14.9 |
| 23. Christy Derlak | 1993-94 | 27 | 150 | 47 | 122 | 469 | 17.4 |
| 24. Latavia Coleman | 1999-00 | 29 | 180 | 1 | 106 | 467 | 16.1 |
| April Traylor | 2000-01 | 31 | 161 | 39 | 106 | 467 | 15.1 |

FIELD GOALS MADE

| Name | Year | FGM |
|-----------------------|---------|-----|
| 1. Sue Galkantas | 1981-82 | 282 |
| 2. Natasha Howard | 2013-14 | 266 |
| 3. Sue Galkantas | 1980-81 | 261 |
| 4. Shakayla Thomas | 2017-18 | 251 |
| 5. Roneeka Hodges | 2004-05 | 236 |
| 6. Shakayla Thomas | 2015-16 | 227 |
| 7. Tia Paschal | 1992-93 | 219 |
| 8. Cherry Rivers | 1979-80 | 216 |
| 9. Shakayla Thomas | 2016-17 | 212 |
| Kiah Gillespie | 2018-19 | 212 |
| 11. Wanda Burns | 1990-91 | 203 |
| 12. Bev Burnett | 1987-88 | 201 |
| 13. Cherry Rivers | 1978-79 | 197 |
| 14. Kiah Gillespie | 2019-20 | 195 |
| 15. Sue Galkantas | 1983-84 | 192 |
| 16. Chantelle Dishman | 1990-91 | 191 |
| 17. Lisa Foglio | 1981-82 | 190 |
| 18. Imani Wright | 2017-18 | 189 |
| 19. Wanda Burns | 1989-90 | 186 |
| 20. Sue Galkantas | 1982-83 | 184 |
| Lisa Foglio | 1982-83 | 184 |
| Tia Paschal | 1990-91 | 184 |
| Britany Miller | 2006-07 | 184 |
| 24. Lorraine Rimson | 1983-84 | 182 |
| 25. Latavia Coleman | 1999-00 | 180 |

FIELD GOALS ATTEMPTED

| Name | Year | FGA |
|----------------------|---------|-----|
| 1. Sue Galkantas | 1981-82 | 536 |
| 2. Sue Galkantas | 1980-81 | 520 |
| 3. Roneeka Hodges | 2004-05 | 504 |
| 4. Kiah Gillespie | 2018-19 | 497 |
| 5. Shakayla Thomas | 2017-18 | 485 |
| 6. Cherry Rivers | 1979-80 | 476 |
| 7. Tasheika Morris | 2002-03 | 467 |
| 8. Imani Wright | 2017-18 | 464 |
| 9. Jackie Arnold | 1978-79 | 463 |
| 10. Bev Burnett | 1987-88 | 459 |
| 11. Nausia Woolfolk | 2018-19 | 453 |
| 12. Natasha Howard | 2013-14 | 448 |
| 13. Wanda Burns | 1990-91 | 435 |
| 14. Kiah Gillespie | 2019-20 | 432 |
| 15. Shakayla Thomas | 2016-17 | 429 |
| 16. Cherry Rivers | 1978-79 | 427 |
| 17. Shakayla Thomas | 2015-16 | 423 |
| 18. Tanae Davis-Cain | 2008-09 | 421 |
| 19. Tia Paschal | 1992-93 | 418 |
| 20. Wanda Burns | 1989-90 | 404 |
| 21. Morgan Jones | 2013-14 | 401 |
| 22. Nicki Ekhomu | 2018-19 | 399 |
| 23. April Traylor | 2000-01 | 396 |
| 24. Tasheika Allen | 2003-04 | 395 |
| Nausia Woolfolk | 2019-20 | 395 |

FIELD GOAL PERCENTAGE

| Name | Year | FGM-FGA | Pct |
|----------------------|---------|---------|------|
| 1. Chantelle Dishman | 1990-91 | 191-291 | .656 |
| 2. Glenda Stokes | 1982-83 | 103-171 | .602 |
| 3. Lisa Foglio | 1981-82 | 190-319 | .596 |
| 4. Natasha Howard | 2013-14 | 266-448 | .594 |
| 5. Jacinta Monroe | 2007-08 | 135-228 | .592 |
| 6. Chantelle Dishman | 1991-92 | 146-251 | .582 |
| 7. Cierra Bravard | 2008-09 | 115-199 | .578 |
| 8. Sue Galkantas | 1982-83 | 184-323 | .570 |
| 9. Chantelle Dishman | 1989-90 | 131-232 | .565 |
| Tamara Gracey | 1988-89 | 109-193 | .565 |
| 11. Laine Lasseter | 1979-80 | 162-290 | .559 |
| 12. Chris Davis | 1990-91 | 131-237 | .553 |
| 13. Danielle Ryan | 1990-91 | 130-237 | .549 |
| 14. Cierra Bravard | 2011-12 | 154-282 | .546 |
| 15. Cierra Bravard | 2010-11 | 162-297 | .545 |
| 16. Levys Torres | 2000-01 | 120-222 | .541 |
| 17. Jacinta Monroe | 2006-07 | 111-206 | .539 |
| 18. Shakayla Thomas | 2015-16 | 227-423 | .537 |
| 19. LeeVayne Oliver | 1983-84 | 140-262 | .534 |
| 20. Chatrice White | 2016-17 | 113-213 | .531 |
| 21. Shakayla Thomas | 2014-15 | 161-304 | .530 |
| 22. Sue Galkantas | 1981-82 | 282-536 | .526 |
| 23. Tia Paschal | 1992-93 | 219-418 | .524 |
| Ivey Slaughter | 2016-17 | 118-225 | .524 |
| 25. LeeVayne Oliver | 1982-83 | 147-281 | .523 |
| Carla Williams | 1995-96 | 127-243 | .523 |
| Britany Miller | 2005-06 | 148-283 | .523 |

THREE POINT FIELD GOALS MADE

| Name | Year | 3FGM |
|------------------------|---------|------|
| 1. Imani Wright | 2017-18 | 103 |
| 2. Courtney Ward | 2010-11 | 78 |
| 3. Tanae Davis-Cain | 2008-09 | 77 |
| 4. Maegan Conwright | 2014-15 | 68 |
| Imani Wright | 2016-17 | 68 |
| 6. Mara Freshour | 2007-08 | 66 |
| 7. AJ Alix | 2017-18 | 65 |
| 8. Alysha Harvin | 2009-10 | 64 |
| Courtney Ward | 2009-10 | 64 |
| 10. Morgan Jones | 2013-14 | 58 |
| 11. Leticia Romero | 2016-17 | 56 |
| 12. Linnea Liljestrand | 2004-05 | 54 |
| Alexa Deluzio | 2012-13 | 54 |
| 14. Kiah Gillespie | 2018-19 | 53 |
| 15. Tanae Davis-Cain | 2006-07 | 52 |
| 16. Wendy Hampton | 1996-97 | 51 |
| Mara Freshour | 2008-09 | 51 |
| 18. Tanae Davis-Cain | 2007-08 | 49 |
| Sammie Puiasis | 2019-20 | 49 |
| 20. Robin Storey | 1988-89 | 47 |
| Christy Derlak | 1993-94 | 47 |
| Alexa Deluzio | 2011-12 | 47 |
| Nicki Ekhomu | 2019-20 | 47 |

| | | |
|----------------------|---------|----|
| 24. Leonor Rodriguez | 2012-13 | 46 |
| 25. Nicki Ekhomu | 2018-19 | 45 |

THREE POINT FIELD GOALS ATTEMPTED

| Name | Year | 3FGA |
|------------------------|---------|------|
| 1. Imani Wright | 2017-18 | 269 |
| 2. Tanae Davis-Cain | 2008-09 | 208 |
| 3. Morgan Jones | 2013-14 | 195 |
| 4. Courtney Ward | 2010-11 | 193 |
| 5. Maegan Conwright | 2014-15 | 189 |
| 6. Tanae Davis-Cain | 2006-07 | 181 |
| 7. Imani Wright | 2016-17 | 180 |
| 8. Alysha Harvin | 2009-10 | 177 |
| AJ Alix | 2017-18 | 177 |
| 10. Courtney Ward | 2009-10 | 174 |
| 11. Kiah Gillespie | 2018-19 | 172 |
| 12. Wendy Hampton | 1996-97 | 163 |
| 13. Nausia Woolfolk | 2018-19 | 161 |
| 14. Tasheika Morris | 2002-03 | 155 |
| 15. Mara Freshour | 2007-08 | 154 |
| 16. Linnea Liljestrand | 2004-05 | 153 |
| 17. Alexa Deluzio | 2012-13 | 148 |
| 18. Nicki Ekhomu | 2019-20 | 146 |
| 19. Kiah Gillespie | 2019-20 | 145 |
| 20. Tanae Davis-Cain | 2007-08 | 144 |
| 21. Tasheika Allen | 2003-04 | 139 |
| 22. Christy Derlak | 1993-94 | 138 |
| Nicki Ekhomu | 2018-19 | 138 |
| 24. Alexa Deluzio | 2011-12 | 134 |
| 25. Nausia Woolfolk | 2019-20 | 133 |

THREE POINT FIELD GOAL PERCENTAGE

| Name | Year | 3FGM-3FGA | Pct |
|-----------------------|---------|-----------|------|
| 1. Leticia Romero | 2016-17 | 56-110 | .509 |
| 2. Courtney Ward | 2008-09 | 37-74 | .500 |
| 3. Robin Storey | 1988-89 | 47-99 | .475 |
| 4. Leticia Romero | 2015-16 | 38-85 | .447 |
| 5. Mara Freshour | 2007-08 | 66-154 | .429 |
| 6. Alexa Deluzio | 2009-10 | 40-99 | .404 |
| Courtney Ward | 2010-11 | 78-193 | .404 |
| 8. Tasheika Morris | 2001-02 | 28-70 | .400 |
| 9. Sammie Puiasis | 2019-20 | 49-123 | .398 |
| 10. Alison Arnoldi | 1993-94 | 41-104 | .394 |
| 11. Kourtney Weber | 2020-21 | 24-61 | .393 |
| 12. Mara Freshour | 2008-09 | 51-131 | .389 |
| 13. Imani Wright | 2017-18 | 103-269 | .383 |
| 14. Leonor Rodriguez | 2011-12 | 24-63 | .381 |
| 15. Imani Wright | 2016-17 | 68-180 | .378 |
| 16. Ganiyat Adeduntan | 2004-05 | 36-96 | .375 |
| Brittany Brown | 2014-15 | 21-56 | .375 |
| 18. Wendy Hampton | 1995-96 | 28-75 | .373 |
| Kourtney Weber | 2019-20 | 22-59 | .373 |
| 20. Tanae Davis-Cain | 2008-09 | 77-208 | .370 |
| 21. Courtney Ward | 2009-10 | 64-174 | .368 |
| Natasha Howard | 2010-11 | 21-57 | .368 |
| 23. AJ Alix | 2017-18 | 65-177 | .367 |
| 24. Alexa Deluzio | 2010-11 | 41-112 | .366 |
| 25. Alexa Deluzio | 2012-13 | 54-148 | .365 |

SEASON RECORDS

FREE THROWS MADE

| Name | Year | FTM |
|-----------------------|---------|-----|
| 1. Carla Williams | 1995-96 | 189 |
| 2. Cierra Bravard | 2010-11 | 156 |
| 3. Carla Williams | 1994-95 | 153 |
| 4. Sue Galkantas | 1981-82 | 146 |
| 5. Natasha Howard | 2013-14 | 143 |
| 6. Cierra Bravard | 2011-12 | 133 |
| 7. Bev Burnett | 1987-88 | 131 |
| 8. Nicki Ekhomu | 2018-19 | 127 |
| 9. Wanda Burns | 1990-91 | 125 |
| 10. Sue Galkantas | 1982-83 | 123 |
| 11. Christy Derlak | 1993-94 | 122 |
| 12. Chantelle Dishman | 1990-91 | 121 |
| 13. Ivey Slaughter | 2014-15 | 117 |
| 14. Wanda Burns | 1989-90 | 115 |
| Nicki Ekhomu | 2017-18 | 115 |
| 16. Latavia Coleman | 1997-98 | 112 |
| 17. Sue Galkantas | 1983-84 | 111 |
| 18. Jacinta Monroe | 2008-09 | 108 |
| Jacinta Monroe | 2009-10 | 108 |
| 20. Latavia Coleman | 1999-00 | 106 |
| April Traylor | 2000-01 | 106 |
| Chelsea Davis | 2012-13 | 106 |
| Morgan Jones | 2021-22 | 106 |
| 24. Sue Galkantas | 1980-81 | 105 |
| Chantelle Dishman | 1991-92 | 105 |

FREE THROWS ATTEMPTED

| Name | Year | FTA |
|-----------------------|---------|-----|
| 1. Carla Williams | 1995-96 | 244 |
| 2. Natasha Howard | 2013-14 | 220 |
| 3. Carla Williams | 1994-95 | 216 |
| 4. Sue Galkantas | 1981-82 | 214 |
| 5. Cierra Bravard | 2010-11 | 198 |
| 6. Cierra Bravard | 2011-12 | 188 |
| 7. Chantelle Dishman | 1990-91 | 173 |
| 8. Natasha Howard | 2012-13 | 170 |
| 9. Bev Burnett | 1987-88 | 169 |
| 10. Ivey Slaughter | 2014-15 | 165 |
| 11. Christy Derlak | 1993-94 | 164 |
| 12. Latavia Coleman | 1997-98 | 163 |
| 13. Wanda Burns | 1990-91 | 159 |
| Roneeka Hodges | 2004-05 | 159 |
| Nicki Ekhomu | 2018-19 | 159 |
| 16. Jacinta Monroe | 2008-09 | 157 |
| 17. Sue Galkantas | 1982-83 | 154 |
| 18. April Traylor | 1998-99 | 153 |
| 19. Latavia Coleman | 1999-00 | 151 |
| April Traylor | 2000-01 | 151 |
| 21. Lynn Dee McDonald | 1979-80 | 150 |
| 22. Cierra Bravard | 2008-09 | 148 |
| 23. Christy Derlak | 1992-93 | 147 |
| Levys Torres | 2000-01 | 147 |
| 25. Glenda Stokes | 1981-82 | 146 |
| Jacinta Monroe | 2009-10 | 146 |

FREE THROW PERCENTAGE

| Name | Year | FTM-FTA | Pct |
|--------------------|---------|---------|------|
| 1. Leticia Romero | 2016-17 | 72- 81 | .889 |
| 2. Alexa Deluzio | 2011-12 | 78- 93 | .839 |
| Bianca Jackson | 2020-21 | 52-62 | .839 |
| 4. Holly Johnson | 2004-05 | 72- 86 | .837 |
| 5. Leticia Romero | 2015-16 | 50- 60 | .833 |
| 6. Wanda Burns | 1989-90 | 115-139 | .827 |
| 7. Mara Freshour | 2007-08 | 90-109 | .826 |
| Mara Freshour | 2008-09 | 76- 92 | .826 |
| 9. Lisa Foglio | 1982-83 | 77- 94 | .819 |
| 10. Nicki Ekhomu | 2017-18 | 115-141 | .816 |
| 11. Mara Freshour | 2006-07 | 53- 65 | .815 |
| 12. Alysha Harvin | 2007-08 | 48- 59 | .814 |
| 13. Alexa Deluzio | 2009-10 | 43- 53 | .811 |
| Courtney Ward | 2010-11 | 73- 90 | .811 |
| 15. Chris Davis | 1989-90 | 76- 94 | .809 |
| 16. Danielle Ryan | 1991-92 | 91-113 | .805 |
| Lauren Bradley | 2003-04 | 70- 87 | .805 |
| 18. Lisa Foglio | 1980-81 | 65- 81 | .802 |
| 19. Danielle Ryan | 1992-93 | 72- 90 | .800 |
| Tamara Gracey | 1998-99 | 72- 90 | .800 |
| Courtney Ward | 2009-10 | 64- 80 | .800 |
| 22. Sue Galkantas | 1982-83 | 123-154 | .799 |
| Nicki Ekhomu | 2018-19 | 127-159 | .799 |
| 24. Sheri Kaminski | 1984-85 | 51- 64 | .797 |
| Ivey Slaughter | 2016-17 | 94-118 | .797 |

REBOUNDS

| Name | Year | GP | Tot | Avg |
|-----------------------|---------|----|-----|------|
| 1. Adut Bulgak | 2014-15 | 35 | 332 | 9.5 |
| 2. Levys Torres | 2000-01 | 31 | 310 | 10.0 |
| 3. Kiah Gillespie | 2018-19 | 33 | 307 | 9.3 |
| 4. Natasha Howard | 2013-14 | 33 | 306 | 9.3 |
| 5. Sue Galkantas | 1981-82 | 34 | 296 | 8.7 |
| 6. Glenda Stokes | 1979-80 | 35 | 294 | 8.4 |
| 7. Natasha Howard | 2011-12 | 31 | 282 | 9.1 |
| 8. Kiah Gillespie | 2019-20 | 32 | 279 | 8.7 |
| 9. Laine Lasseter | 1978-79 | 26 | 277 | 10.7 |
| 10. Glenda Stokes | 1981-82 | 37 | 276 | 7.5 |
| 11. Sue Galkantas | 1980-81 | 29 | 270 | 9.3 |
| 12. Brenda Ciette | 1982-83 | 29 | 269 | 9.3 |
| Lorraine Rimson | 1983-84 | 31 | 269 | 8.7 |
| 14. LeeVayne Oliver | 1981-82 | 35 | 260 | 7.4 |
| 15. Adut Bulgak | 2015-16 | 33 | 259 | 7.8 |
| 16. Chatrice White | 2017-18 | 33 | 258 | 7.7 |
| 17. Cherry Rivers | 1979-80 | 31 | 257 | 8.3 |
| 18. Jacinta Monroe | 2009-10 | 35 | 255 | 7.3 |
| 19. Cherry Rivers | 1978-79 | 31 | 253 | 8.2 |
| Ivey Slaughter | 2013-14 | 33 | 253 | 7.7 |
| 21. Jacinta Monroe | 2008-09 | 34 | 251 | 7.4 |
| 22. Cierra Bravard | 2010-11 | 32 | 250 | 7.8 |
| 23. LeeVayne Oliver | 1982-83 | 30 | 248 | 8.3 |
| Natasha Howard | 2012-13 | 33 | 248 | 7.5 |
| 25. Chantelle Dishman | 1991-92 | 28 | 246 | 8.8 |

ASSISTS

| Name | Year | Ast |
|--------------------|---------|-----|
| 1. Cheetah Delgado | 2013-14 | 216 |
| 2. AJ Alix | 2017-18 | 201 |
| 3. Courtney Ward | 2009-10 | 198 |
| 4. Courtney Ward | 2008-09 | 170 |
| Brittany Brown | 2016-17 | 170 |
| 6. Nicki Ekhomu | 2019-20 | 156 |
| 7. Sheri Kaminski | 1983-84 | 155 |
| 8. Shante Williams | 2003-04 | 150 |
| 9. Cheetah Delgado | 2012-13 | 148 |
| 10. April Traylor | 1999-00 | 145 |
| 11. Brittany Brown | 2015-16 | 139 |
| 12. Leticia Romero | 2015-16 | 138 |
| 13. Wanda Burns | 1990-91 | 136 |
| 14. Lynn Marnie | 1981-82 | 135 |
| 15. Nicki Ekhomu | 2018-19 | 133 |
| 16. Courtney Ward | 2010-11 | 132 |
| 17. Allison Peercy | 1992-93 | 129 |
| 18. Holly Johnson | 2004-05 | 127 |
| Morgan Toles | 2012-13 | 127 |
| Leticia Romero | 2014-15 | 127 |
| 21. Rose Harper | 1979-80 | 125 |
| Shante Williams | 2007-08 | 125 |
| 23. Allison Peercy | 1994-95 | 123 |
| Leticia Romero | 2016-17 | 123 |
| 25. Sunnie O'Neal | 1981-82 | 120 |

BLOCKED SHOTS

| Name | Year | Blk |
|-----------------------|----------------|-----------|
| 1. Jacinta Monroe | 2008-09 | 84 |
| 2. Brooke Wyckoff | 1997-98 | 80 |
| 3. Jacinta Monroe | 2007-08 | 78 |
| 4. Jacinta Monroe | 2009-10 | 76 |
| Natasha Howard | 2013-14 | 76 |
| 6. Brooke Wyckoff | 1998-99 | 64 |
| 7. Jacinta Monroe | 2006-07 | 63 |
| 8. Britany Miller | 2006-07 | 55 |
| 9. Adut Bulgak | 2014-15 | 54 |
| Chatrice White | 2017-18 | 54 |
| Valencia Myers | 2018-19 | 54 |
| 12. Chatrice White | 2016-17 | 50 |
| 13. Natasha Howard | 2012-13 | 49 |
| 14. Laine Lasseter | 1980-81 | 48 |
| 15. Britany Miller | 2005-06 | 39 |
| Natasha Howard | 2011-12 | 39 |
| 17. Chelsea Davis | 2012-13 | 38 |
| 18. Laine Lasseter | 1978-79 | 37 |
| 19. Mary Buchanan | 1986-87 | 34 |
| Brooke Wyckoff | 1999-00 | 34 |
| Cierra Bravard | 2011-12 | 34 |
| Adut Bulgak | 2015-16 | 34 |
| 23. Cierra Bravard | 2008-09 | 33 |
| 24. Brenda Ciette | 1982-83 | 32 |
| Sarah Hall | 1985-86 | 32 |

STEALS

| Name | Year | Stl |
|---------------------|---------|-----|
| 1. Alicia Gladden | 2004-05 | 101 |
| 2. Brittany Brown | 2015-16 | 98 |
| 3. Tia Paschal | 1992-93 | 96 |
| 4. Brenda Ciette | 1986-87 | 91 |
| Brittany Brown | 2016-17 | 91 |
| 6. Brenda Ciette | 1982-83 | 77 |
| Wanda Burns | 1989-90 | 77 |
| Brittany Brown | 2013-14 | 77 |
| 9. Tia Paschal | 1990-91 | 75 |
| April Traylor | 2000-01 | 75 |
| 11. Alicia Gladden | 2006-07 | 73 |
| 12. Glenda Stokes | 1981-82 | 68 |
| Angela Sutton | 1999-00 | 68 |
| Courtney Ward | 2009-10 | 68 |
| Natasha Howard | 2013-14 | 68 |
| 16. April Traylor | 1999-00 | 67 |
| Leonor Rodriguez | 2012-13 | 67 |
| 18. Shante Williams | 2003-04 | 65 |
| 19. Lisa Foglio | 1981-82 | 64 |
| Chris Davis | 1990-91 | 64 |
| Cheetah Delgado | 2012-13 | 64 |
| 22. Allison Peercy | 1992-93 | 63 |
| Courtney Ward | 2010-11 | 63 |
| Cheetah Delgado | 2013-14 | 63 |
| 25. Danielle Ryan | 1990-91 | 62 |
| Alicia Gladden | 2005-06 | 62 |
| Ivey Slaughter | 2016-17 | 62 |

DOUBLE-DOUBLES

| Name | Year | DbI-DbI |
|-------------------|---------|---------|
| 1. Natasha Howard | 2013-14 | 15 |
| 2. Kiah Gillespie | 2018-19 | 13 |
| 3. Laine Lasseter | 1978-79 | 12 |
| Natasha Howard | 2011-12 | 12 |
| Adut Bulgak | 2014-15 | 12 |
| Kiah Gillespie | 2019-20 | 12 |
| 7. Cherry Rivers | 1978-79 | 11 |
| Brenda Ciette | 1982-83 | 11 |
| Brenda Ciette | 1986-87 | 11 |
| Natasha Howard | 2012-13 | 11 |
| 11. Cherry Rivers | 1979-80 | 10 |
| Sue Galkantas | 1980-81 | 10 |
| Lorraine Rimson | 1983-84 | 10 |
| Chantelle Dishman | 1990-91 | 10 |
| Chantelle Dishman | 1991-92 | 10 |
| Cierra Bravard | 2010-11 | 10 |
| 17. Jackie Arnold | 1978-79 | 9 |
| Sue Galkantas | 1981-82 | 9 |
| Carla Williams | 1995-96 | 9 |
| Levys Torres | 2000-01 | 9 |
| Ivey Slaughter | 2013-14 | 9 |
| 22. Sarah Hall | 1985-86 | 8 |
| Lorraine Rimson | 1985-86 | 8 |
| Tia Paschal | 1992-93 | 8 |
| Jacinta Monroe | 2008-09 | 8 |

CAREER RECORDS

AVERAGE

| Name | Year | Gm-Pts | Avg |
|-----------------------|---------------|----------|------|
| 1. Sue Galkantas | 1981-84 | 120-2323 | 19.4 |
| 2. Wanda Burns | 1989-91 | 87-1395 | 16.0 |
| 3. Kiah Gillespie | 2018-20 | 65-1032 | 15.9 |
| 4. Latavia Coleman | 1997-00 | 91-1428 | 15.7 |
| 5. Cherry Rivers | 1978-80 | 89-1376 | 15.5 |
| 6. Bev Burnett | 1985-86,88-89 | 97-1508 | 15.5 |
| 7. Lisa Foglio | 1981-83 | 82-1227 | 15.0 |
| 8. Lorraine Rimson | 1984-86 | 71-1056 | 14.9 |
| 9. Shakayla Thomas | 2015-18 | 135-1971 | 14.6 |
| 10. Tia Paschal | 1990-93 | 116-1660 | 14.3 |
| 11. Brenda Cliette | 1983-87 | 53-750 | 14.2 |
| 12. Laine Lasseter | 1979-82 | 90-1266 | 14.1 |
| 13. Tasheika Allen | 2002-04 | 88-1229 | 14.0 |
| 14. Natasha Howard | 2011-14 | 129-1811 | 14.0 |
| 15. Chantelle Dishman | 1990-93 | 94-1280 | 13.6 |
| 16. April Traylor | 1999-02 | 112-1503 | 13.4 |
| 17. Imani Wright | 2016-2018 | 67-898 | 13.4 |
| 18. Carla Williams | 1995-96 | 58-770 | 13.3 |
| 19. Jackie Arnold | 1978-79 | 53-700 | 13.2 |
| 20. Adut Bulgak | 2015-16 | 68-851 | 12.5 |
| 21. Chris Davis | 1988-91 | 110-1365 | 12.4 |
| 22. Brooke Wyckoff | 1998-01 | 109-1350 | 12.4 |
| 23. Leticia Romero | 2015-17 | 87-1026 | 11.8 |
| 24. Alexa Deluzio | 2010-13 | 131-1539 | 11.7 |
| 25. Britany Miller | 2006-08 | 70-798 | 11.4 |
| 26. Cierra Bravard | 2009-12 | 132-1501 | 11.4 |

POINTS

| Name | Year | Gm | FG | 3FG | FT | Pts | Avg |
|-----------------------|---------------|-----|-----|-----|------|------|------|
| 1. Sue Galkantas | 1981-84 | 120 | 919 | 485 | 2323 | 19.4 | |
| 2. Shakayla Thomas | 2015-18 | 135 | 851 | 0 | 269 | 1971 | 14.6 |
| 3. Natasha Howard | 2011-14 | 129 | 711 | 25 | 364 | 1811 | 14.0 |
| 4. Tia Paschal | 1990-93 | 116 | 683 | 10 | 284 | 1660 | 14.3 |
| 5. Alexa Deluzio | 2010-13 | 131 | 537 | 182 | 283 | 1539 | 11.7 |
| 6. Jacinta Monroe | 2007-10 | 136 | 590 | 2 | 336 | 1518 | 11.2 |
| 7. Bev Burnett | 1985-86,88-89 | 97 | 577 | 0 | 354 | 1508 | 15.5 |
| 8. April Traylor | 1999-02 | 112 | 516 | 115 | 356 | 1503 | 13.4 |
| 9. Cierra Bravard | 2009-12 | 132 | 524 | 0 | 453 | 1501 | 11.4 |
| 10. Latavia Coleman | 1997-00 | 91 | 556 | 13 | 303 | 1428 | 15.7 |
| 11. Nicki Ekhomu | 2019-20 | 130 | 467 | 114 | 366 | 1414 | 10.9 |
| 12. Alicia Gladden | 2004-07 | 126 | 548 | 13 | 294 | 1403 | 11.1 |
| 13. Wanda Burns | 1989-91 | 87 | 527 | 69 | 272 | 1395 | 16.0 |
| 14. Cherry Rivers | 1978-80 | 89 | 584 | 208 | 1376 | 15.5 | |
| 15. Chris Davis | 1988-91 | 110 | 554 | 7 | 250 | 1365 | 12.4 |
| 16. Brooke Wyckoff | 1998-01 | 109 | 485 | 60 | 320 | 1350 | 12.4 |
| 17. Danielle Ryan | 1990-93 | 117 | 508 | 29 | 252 | 1297 | 11.1 |
| 18. Chantelle Dishman | 1990-93 | 94 | 483 | 0 | 314 | 1280 | 13.6 |
| 19. Ivey Slaughter | 2014-17 | 137 | 446 | 4 | 372 | 1268 | 9.3 |
| 20. Laine Lasseter | 1979-82 | 90 | 540 | 186 | 1266 | 14.1 | |
| 21. Tanae Davis-Cain | 2006-09 | 121 | 474 | 198 | 116 | 1262 | 10.4 |
| 22. Tasheika Allen | 2002-04 | 88 | 445 | 114 | 225 | 1229 | 14.0 |
| 23. Lisa Foglio | 1981-83 | 82 | 513 | 201 | 1227 | 15.0 | |
| 24. Nausia Woolfolk | 2017-20 | 113 | 455 | 111 | 181 | 1202 | 10.6 |
| 25. Courtney Ward | 2008-11 | 134 | 385 | 208 | 221 | 1199 | 8.9 |

FIELD GOALS MADE

| Name | Year | FGM |
|-----------------------|---------------|-----|
| 1. Sue Galkantas | 1981-84 | 919 |
| 2. Shakayla Thomas | 2015-18 | 851 |
| 3. Natasha Howard | 2011-14 | 711 |
| 4. Tia Paschal | 1990-93 | 683 |
| 5. Jacinta Monroe | 2007-10 | 590 |
| 6. Cherry Rivers | 1978-80 | 584 |
| 7. Bev Burnett | 1985-86,88-89 | 577 |
| 8. Latavia Coleman | 1997-00 | 556 |
| 9. Chris Davis | 1988-91 | 554 |
| 10. Alicia Gladden | 2004-07 | 548 |
| 11. Laine Lasseter | 1979-82 | 540 |
| 12. Alexa Deluzio | 2010-13 | 537 |
| 13. Wanda Burns | 1989-91 | 527 |
| 14. Cierra Bravard | 2009-12 | 524 |
| 15. April Traylor | 1999-02 | 516 |
| 16. Lisa Foglio | 1981-83 | 513 |
| 17. Danielle Ryan | 1990-93 | 508 |
| 18. LeeVayne Oliver | 1981-84 | 498 |
| 19. Brooke Wyckoff | 1998-01 | 485 |
| 20. Chantelle Dishman | 1990-93 | 483 |
| 21. Tanae Davis-Cain | 2006-09 | 474 |
| 22. Nicki Ekhomu | 2019-20 | 467 |
| 23. Nausia Woolfolk | 2019-20 | 455 |
| 24. Ivey Slaughter | 2014-17 | 446 |
| 25. Tasheika Allen | 2002-04 | 445 |
| 26. Britany Miller | 2006-08 | 445 |

FIELD GOALS ATTEMPTED

| Name | Year | FGA |
|-----------------------|---------------|------|
| 1. Sue Galkantas | 1981-84 | 1753 |
| 2. Shakayla Thomas | 2015-18 | 1641 |
| 3. Natasha Howard | 2011-14 | 1378 |
| 4. Tia Paschal | 1990-93 | 1360 |
| 5. April Traylor | 1999-02 | 1347 |
| 6. Bev Burnett | 1985-86,88-89 | 1291 |
| 7. Alexa Deluzio | 2010-13 | 1250 |
| 8. Tanae Davis-Cain | 2006-09 | 1249 |
| 9. Brittany Brown | 2014-17 | 1176 |
| 10. Latavia Coleman | 1997-00 | 1170 |
| 11. Alicia Gladden | 2004-07 | 1157 |
| 12. Tasheika Allen | 2002-04 | 1156 |
| 13. Chris Davis | 1988-91 | 1150 |
| 14. Nausia Woolfolk | 2017-20 | 1148 |
| 15. Wanda Burns | 1989-91 | 1134 |
| 16. Nicki Ekhomu | 2017-20 | 1116 |
| 17. Jacinta Monroe | 2007-10 | 1108 |
| 18. Brooke Wyckoff | 1998-01 | 1105 |
| 19. Laine Lasseter | 1979-82 | 1036 |
| 20. Jen Robinson | 1996-99 | 1025 |
| 21. Ganiyat Adeduntan | 2003-06 | 1012 |
| 22. Chastity Clayton | 2010-13 | 1007 |
| 23. Christy Derlak | 1991-94 | 996 |
| 24. Danielle Ryan | 1990-93 | 989 |
| 25. Courtney Ward | 2008-11 | 989 |

FIELD GOAL PERCENTAGE

| Name | Year | FGM-FGA | Pct |
|----------------------|---------|----------|------|
| 1. Ama Degbeon | 2015-18 | 159-257 | .619 |
| 2. Chantelle Dishman | 1990-93 | 483-805 | .600 |
| 3. Tracy Walker | 1990-92 | 165-279 | .591 |
| 4. Aline Harvis | 1988-89 | 159-281 | .566 |
| 5. Lisa Foglio | 1981-83 | 513-946 | .542 |
| 6. Cierra Bravard | 2009-12 | 524-969 | .541 |
| 7. Jacinta Monroe | 2007-10 | 590-1108 | .532 |
| 8. Levys Torres | 2000-01 | 161-305 | .528 |
| 9. River Baldwin | 2020-Pr | 168-318 | .528 |
| 10. Sue Galkantas | 1981-84 | 919-1753 | .524 |
| 11. Trinetta Moore | 2002-04 | 225-430 | .523 |
| 12. Laine Lasseter | 1979-82 | 540-1036 | .521 |
| 13. LeeVayne Oliver | 1981-84 | 498-957 | .520 |
| 14. Shakayla Thomas | 2015-18 | 851-1641 | .519 |
| 15. Britany Miller | 2006-08 | 357-691 | .517 |
| 16. Natasha Howard | 2011-14 | 711-1378 | .516 |
| 17. Danielle Ryan | 1990-93 | 508-989 | .514 |
| 18. Chelsea Davis | 2010-13 | 366-713 | .513 |
| 19. Kai James | 2014-17 | 178-349 | .510 |
| 20. Genesis Choice | 2002-04 | 182-360 | .506 |
| 21. Glenda Stokes | 1980-83 | 417-827 | .505 |
| 22. Tia Paschal | 1990-93 | 683-1360 | .502 |
| 23. Ivey Slaughter | 2014-17 | 446-900 | .496 |
| 24. Carla Williams | 1995-96 | 214-432 | .495 |
| 25. Morgan Jones | 2019-Pr | 398-811 | .491 |

THREE POINT FIELD GOALS MADE

| Name | Year | 3FGM |
|------------------------|---------|------|
| 1. Courtney Ward | 2008-11 | 208 |
| 2. Tanae Davis-Cain | 2006-09 | 198 |
| 3. Alexa Deluzio | 2010-13 | 182 |
| 4. Imani Wright | 2016-18 | 171 |
| 5. Mara Freshour | 2006-09 | 168 |
| 6. Wendy Hampton | 1995-98 | 134 |
| 7. Sammie Puius | 2020-Pr | 126 |
| 8. Alysha Harvin | 2007-10 | 117 |
| 9. April Traylor | 1999-02 | 115 |
| 10. Tasheika Allen | 2002-04 | 114 |
| 11. Nicki Ekhomu | 2017-20 | 114 |
| 12. Ganiyat Adeduntan | 2003-06 | 113 |
| 13. Leticia Romero | 2015-17 | 112 |
| 14. Nausia Woolfolk | 2017-20 | 111 |
| 15. Linnea Liljestrand | 2002-05 | 110 |
| 16. Holly Johnson | 2003-06 | 100 |
| 17. Morgan Jones | 2014-15 | 99 |
| 18. Brittany Brown | 2014-17 | 97 |
| 19. Kiah Gillespie | 2019-20 | 97 |
| 20. Jen Robinson | 1996-99 | 90 |
| 21. Christy Derlak | 1991-94 | 89 |
| 22. Emiah Bingley | 2014-16 | 89 |
| 23. Leonor Rodriguez | 2010-13 | 77 |
| 24. Kourtney Weber | 2019-Pr | 76 |
| 25. Robin Storey | 1988-89 | 75 |

THREE POINT FIELD GOALS ATTEMPTED

| Name | Year | 3FGA |
|------------------------|---------|------|
| 1. Tanae Davis-Cain | 2006-09 | 603 |
| 2. Courtney Ward | 2008-11 | 523 |
| 3. Alexa Deluzio | 2010-13 | 493 |
| 4. Imani Wright | 2016-18 | 449 |
| 5. Mara Freshour | 2006-09 | 424 |
| 6. Nausia Woolfolk | 2017-20 | 405 |
| 7. April Traylor | 1999-02 | 404 |
| 8. Wendy Hampton | 1995-98 | 402 |
| 9. Tasheika Allen | 2002-04 | 364 |
| 10. Nicki Ekhomu | 2017-20 | 357 |
| 11. Sammie Puius | 2020-Pr | 352 |
| 12. Jen Robinson | 1996-99 | 351 |
| 13. Ganiyat Adeduntan | 2003-06 | 342 |
| 14. Holly Johnson | 2003-06 | 342 |
| 15. Alysha Harvin | 2007-10 | 340 |
| 16. Brittany Brown | 2014-17 | 336 |
| 17. Kiah Gillespie | 2019-20 | 317 |
| 18. Linnea Liljestrand | 2002-05 | 311 |
| 19. Morgan Jones | 2014-15 | 311 |
| 20. Emiah Bingley | 2014-16 | 270 |
| 21. Christy Derlak | 1991-94 | 261 |
| 22. Kourtney Weber | 2018-Pr | 246 |
| 23. Allison Peercy | 1992-95 | 239 |
| 24. Leticia Romero | 2015-17 | 235 |
| 25. Wanda Burns | 1989-91 | 225 |

THREE POINT FIELD GOAL PERCENTAGE

| Name | Year | 3FGM-3FGA | Pct |
|------------------------|---------|-----------|------|
| 1. Leticia Romero | 2015-17 | 112-235 | .477 |
| 2. Robin Storey | 1988-89 | 75-181 | .414 |
| 3. Courtney Ward | 2008-11 | 208-523 | .398 |
| 4. Mara Freshour | 2006-09 | 168-424 | .396 |
| 5. Imani Wright | 2017-18 | 171-449 | .381 |
| 6. Alison Arnoldi | 1991-94 | 61-163 | .374 |
| 7. Alexa Deluzio | 2010-13 | 182-493 | .369 |
| 8. AJ Alix | 2018 | 65-177 | .367 |
| 9. Leonor Rodriguez | 2010-13 | 77-214 | .360 |
| 10. Maegan Conwright | 2015 | 68-189 | .360 |
| 11. Sammie Puius | 2020-Pr | 126-352 | .358 |
| 12. Linnea Liljestrand | 2002-05 | 110-311 | .354 |
| 13. Alysha Harvin | 2007-10 | 117-340 | .344 |
| 14. Adut Bulgak | 2015-16 | 54-157 | .344 |
| 15. Christy Derlak | 1991-94 | 89-261 | .341 |
| 16. Wendy Hampton | 1995-98 | 134-402 | .333 |
| 17. Ganiyat Adeduntan | 2003-06 | 113-342 | .330 |
| 18. Emiah Bingley | 2014-16 | 89-270 | .330 |
| 19. Tanae Davis-Cain | 2006-09 | 198-603 | .328 |
| 20. Nicki Ekhomu | 2017-20 | 114-357 | .319 |
| 21. Morgan Jones | 2014-15 | 99-311 | .318 |
| 22. Tasheika Allen | 2002-04 | 114-364 | .313 |
| 23. Kourtney Weber | 2019-Pr | 76-246 | .309 |
| 24. Wanda Burns | 1989-91 | 69-225 | .307 |
| 25. Chastity Clayton | 2010-13 | 61-199 | .307 |

FREE THROWS MADE

| Name | Year | FTM |
|-----------------------|---------------|-----|
| 1. Sue Galkantas | 1981-84 | 485 |
| 2. Cierra Bravard | 2009-12 | 453 |
| 3. Ivey Slaughter | 2014-17 | 372 |
| 4. Nicki Ekhomu | 2017-20 | 366 |
| 5. Natasha Howard | 2011-14 | 364 |
| 6. April Traylor | 1999-02 | 356 |
| 7. Bev Burnett | 1985-86,88-89 | 354 |
| 8. Carla Williams | 1995-96 | 342 |
| 9. Jacinta Monroe | 2007-10 | 336 |
| 10. Brooke Wyckoff | 1998-01 | 320 |
| 11. Chantelle Dishman | 1990-93 | 314 |
| 12. Christy Derlak | 1991-94 | 312 |
| 13. Latavia Coleman | 1997-00 | 303 |
| 14. Allison Peercy | 1992-95 | 299 |
| 15. Alicia Gladden | 2004-07 | 294 |
| 16. Shante Williams | 2004-06-08 | 291 |
| 17. Chelsea Davis | 2010-13 | 287 |
| 18. Glenda Stokes | 1980-83 | 284 |
| 19. Tia Paschal | 1990-93 | 284 |
| 20. Alexa Deluzio | 2010-13 | 283 |
| 21. Wanda Burns | 1989-91 | 272 |
| 22. Shakayla Thomas | 2015-18 | 269 |
| 23. Danielle Ryan | 1990-93 | 252 |
| 24. Chris Davis | 1988-91 | 250 |
| 25. Holly Johnson | 2003-06 | 242 |

CAREER RECORDS

FREE THROWS ATTEMPTED

| Name | Year | FTA |
|-----------------------|---------------|-----|
| 1. Sue Galkantas | 1981-84 | 651 |
| 2. Cierra Bravard | 2009-12 | 627 |
| 3. Natasha Howard | 2011-14 | 590 |
| 4. April Traylor | 1999-02 | 562 |
| 5. Ivey Slaughter | 2014-17 | 513 |
| 6. Bev Burnett | 1985-86,88-89 | 498 |
| Jacinta Monroe | 2007-10 | 498 |
| 8. Christy Derlak | 1991-94 | 489 |
| 9. Nicki Ekhomu | 2017-20 | 476 |
| 10. Glenda Stokes | 1980-83 | 468 |
| Shante Williams | 2004,06-08 | 468 |
| 12. Chantelle Dishman | 1990-93 | 466 |
| 13. Carla Williams | 1995-96 | 460 |
| 14. Brooke Wyckoff | 1998-01 | 457 |
| 15. Latavia Coleman | 1997-00 | 452 |
| 16. Shakayla Thomas | 2015-18 | 435 |
| 17. Alicia Gladden | 2004-07 | 424 |
| 18. Tia Paschal | 1990-93 | 406 |
| 19. Chelsea Davis | 2010-13 | 396 |
| 20. Allison Peercy | 1992-95 | 393 |
| 21. Alexa Deluzio | 2010-13 | 361 |
| 22. Chris Davis | 1988-91 | 356 |
| 23. Wanda Burns | 1989-91 | 352 |
| 24. Danielle Ryan | 1990-93 | 331 |
| Brittany Brown | 2014-17 | 331 |

FREE THROW PERCENTAGE

| Name | Year | FTM-FTA | Pct |
|------------------------|---------|---------|------|
| 1. Leticia Romero | 2015-17 | 170-203 | .837 |
| 2. Bianca Jackson | 2020-22 | 83-101 | .822 |
| 3. Mara Freshour | 2006-09 | 234-286 | .818 |
| 4. Kourtney Weber | 2018-22 | 76-96 | .792 |
| 5. Liberty Taylor | 1992-95 | 90-114 | .789 |
| 6. Lisa Foglio | 1981-83 | 201-255 | .788 |
| 7. Chatrice White | 2016-18 | 165-210 | .786 |
| 8. Alexa Deluzio | 2010-13 | 283-361 | .784 |
| 9. Wanda Burns | 1989-91 | 272-352 | .773 |
| Holly Johnson | 2003-06 | 242-313 | .773 |
| 11. Leonor Rodriguez | 2010-13 | 121-157 | .771 |
| 12. Nicki Ekhomu | 2017-20 | 366-476 | .769 |
| 13. Danielle Ryan | 1990-93 | 252-331 | .761 |
| Allison Peercy | 1992-95 | 299-393 | .761 |
| 15. Alysha Harvin | 2007-10 | 202-266 | .759 |
| 16. Linnea Liljestrand | 2002-05 | 75-100 | .750 |
| 17. Lauren Bradley | 2000-04 | 172-230 | .748 |
| 18. Courtney Ward | 2008-11 | 221-296 | .747 |
| 19. Sue Galkantas | 1981-84 | 485-651 | .745 |
| 20. Carla Williams | 1995-96 | 342-460 | .743 |
| Tasheika Allen | 2002-04 | 225-303 | .743 |
| 22. Sheri Kaminski | 1984-87 | 208-285 | .730 |
| Katelyn Vujas | 2000-03 | 146-200 | .730 |
| 24. Adut Bulgak | 2015-16 | 161-221 | .729 |
| 25. Valencia Myers | 2019-22 | 173-238 | .727 |

REBOUNDS

| Name | Year | GP | Tot | Avg |
|-----------------------|---------|-----|------|-----|
| 1. Natasha Howard | 2011-14 | 129 | 1046 | 8.1 |
| 2. Sue Galkantas | 1981-84 | 120 | 1006 | 8.4 |
| 3. Glenda Stokes | 1980-83 | 130 | 938 | 7.2 |
| 4. Jacinta Monroe | 2007-10 | 136 | 913 | 6.7 |
| 5. Ivey Slaughter | 2014-17 | 137 | 912 | 6.7 |
| 6. LeeVayne Oliver | 1981-84 | 122 | 869 | 7.1 |
| 7. Brooke Wyckoff | 1998-01 | 109 | 804 | 7.4 |
| 8. Sarah Hall | 1985-88 | 110 | 784 | 7.1 |
| 9. Shakayla Thomas | 2015-18 | 135 | 772 | 5.7 |
| 10. Cierra Bravard | 2009-12 | 132 | 768 | 5.8 |
| 11. Chantelle Dishman | 1990-93 | 94 | 713 | 7.6 |
| 12. Tia Paschal | 1990-93 | 116 | 703 | 6.1 |
| 13. Alicia Gladden | 2004-07 | 126 | 700 | 5.6 |
| 14. Laine Lasseter | 1979-82 | 90 | 679 | 7.5 |
| 15. Brittany Brown | 2014-17 | 138 | 676 | 4.9 |
| 16. Lorraine Rimson | 1984-86 | 71 | 624 | 8.8 |
| 17. Valencia Myers | 2018-P | 114 | 606 | 5.3 |
| 18. Latavia Coleman | 1997-00 | 91 | 603 | 6.6 |
| 19. Chastity Clayton | 2010-13 | 123 | 599 | 4.9 |
| 20. Katelyn Vujas | 2000-03 | 114 | 597 | 5.2 |
| 21. Adut Bulgak | 2015-16 | 68 | 591 | 8.7 |
| 22. Kiah Gillespie | 2019-20 | 65 | 586 | 9.0 |
| 23. Morgan Jones | 2018-P | 114 | 525 | 4.6 |
| 24. Ganiyat Adeduntan | 2003-06 | 120 | 517 | 4.3 |
| 25. Cherry Rivers | 1979-80 | 62 | 510 | 8.2 |

ASSISTS

| Name | Year | Ast |
|--------------------|------------|-----|
| 1. Courtney Ward | 2008-11 | 602 |
| 2. Brittany Brown | 2014-17 | 451 |
| 3. Shante Williams | 2004,06-08 | 447 |
| 4. Nicki Ekhomu | 2017-20 | 400 |
| 5. Jen Robinson | 1996-99 | 388 |
| Leticia Romero | 2015-17 | 388 |
| 7. April Traylor | 1999-02 | 387 |
| 8. Allison Peercy | 1992-95 | 385 |
| 9. Cheetah Delgado | 2013-14 | 364 |
| 10. Robin Corn | 1988-92 | 358 |
| 11. Sheri Kaminski | 1984-87 | 354 |
| 12. Holly Johnson | 2003-06 | 342 |
| 13. Wanda Burns | 1989-91 | 331 |
| 14. LaQuinta Neely | 2002-06 | 329 |
| 15. Danielle Ryan | 1990-93 | 301 |
| 16. Mara Freshour | 2006-09 | 294 |
| 17. Lynn Marnie | 1981-83 | 293 |
| 18. Chris Davis | 1988-91 | 282 |
| 19. Lisa Foglio | 1981-83 | 274 |
| 20. Rose Harper | 1978-81 | 268 |
| 21. Alicia Gladden | 2004-07 | 247 |
| Alexa Deluzio | 2010-13 | 247 |
| 23. Sue Galkantas | 1981-84 | 240 |
| 24. Jan Piatnik | 1985-88 | 237 |
| Nausia Woolfolk | 2017-20 | 237 |

BLOCKED SHOTS

| Name | Year | Blk |
|-----------------------|---------|-----|
| 1. Jacinta Monroe | 2007-10 | 301 |
| 2. Brooke Wyckoff | 1998-01 | 209 |
| 3. Natasha Howard | 2011-14 | 186 |
| 4. Valencia Myers | 2019-Pr | 136 |
| 5. Laine Lasseter | 1979-82 | 121 |
| 6. Cierra Bravard | 2009-12 | 114 |
| 7. Chatrice White | 2016-18 | 104 |
| 8. Britany Miller | 2006-08 | 103 |
| 9. Sarah Hall | 1985-88 | 100 |
| 10. Lauren Bradley | 2000-04 | 89 |
| 11. Adut Bulgak | 2015-16 | 88 |
| 12. Morgan Jones | 2019-Pr | 83 |
| 13. Chris Davis | 1988-91 | 75 |
| 14. Chelsea Davis | 2010-13 | 73 |
| 15. Lysa Moorefield | 1995-98 | 72 |
| 16. Glenda Stokes | 1980-83 | 70 |
| Alicia Gladden | 2004-07 | 70 |
| Shakayla Thomas | 2015-18 | 70 |
| 19. River Baldwin | 2020-Pr | 68 |
| 20. Ivey Slaughter | 2014-17 | 66 |
| 21. Chantelle Dishman | 1990-93 | 59 |
| 22. Katelyn Vujas | 2000-03 | 52 |
| 23. Brenda Clette | 1983-87 | 49 |
| 24. Arleshia Davidson | 1996-99 | 47 |
| 25. Alexa Deluzio | 2010-13 | 44 |

STEALS

| Name | Year | Stl |
|---------------------|---------------|-----|
| 1. Brittany Brown | 2014-17 | 319 |
| 2. Alicia Gladden | 2004-07 | 275 |
| 3. Tia Paschal | 1990-93 | 269 |
| 4. Ivey Slaughter | 2014-17 | 222 |
| 5. Chris Davis | 1988-91 | 219 |
| 6. April Traylor | 1999-02 | 217 |
| 7. Courtney Ward | 2008-11 | 214 |
| 8. Natasha Howard | 2011-14 | 209 |
| 9. Glenda Stokes | 1980-83 | 201 |
| 10. Shante Williams | 2004,06-08 | 199 |
| 11. Danielle Ryan | 1990-93 | 194 |
| 12. Brooke Wyckoff | 1998-01 | 189 |
| 13. Angela Sutton | 1999-00,03-04 | 182 |
| 14. Lisa Foglio | 1981-83 | 181 |
| 15. Robin Corn | 1988-92 | 176 |
| 16. Wanda Burns | 1989-91 | 172 |
| 17. Sheri Kaminski | 1984-87 | 169 |
| 18. Brenda Clette | 1983-87 | 168 |
| 19. Allison Peercy | 1992-95 | 167 |
| 20. Wendy Hampton | 1995-98 | 165 |
| 21. Sue Galkantas | 1981-84 | 162 |
| 22. Nausia Woolfolk | 2017-20 | 156 |
| 23. Latavia Coleman | 1997-00 | 149 |
| 24. LaQuinta Neely | 2002-06 | 144 |
| 25. Nicki Ekhomu | 2017-20 | 137 |

DOUBLE-DOUBLES

| Name | Year | DbI-DbI |
|----------------------|---------------|---------|
| 1. Natasha Howard | 2011-14 | 41 |
| 2. Sue Galkantas | 1981-84 | 32 |
| 3. Chantelle Dishman | 1990-93 | 26 |
| 4. Kiah Gillespie | 2018-20 | 25 |
| 5. Cherry Rivers | 1978-80 | 24 |
| 6. Brenda Clette | 1983-87 | 22 |
| Lorraine Rimson | 1984-86 | 22 |
| Jacinta Monroe | 2007-10 | 22 |
| 9. Ivey Slaughter | 2014-17 | 21 |
| 10. Adut Bulgak | 2015-16 | 19 |
| 11. Laine Lasseter | 1979-82 | 17 |
| Sarah Hall | 1985-88 | 17 |
| Tia Paschal | 1990-93 | 17 |
| 14. LeeVayne Oliver | 1981-84 | 16 |
| Cierra Bravard | 2009-12 | 16 |
| Shakayla Thomas | 2015-18 | 16 |
| 17. Brooke Wyckoff | 1998-01 | 15 |
| 18. Carla Williams | 1995-96 | 14 |
| 19. Latavia Coleman | 1997-00 | 13 |
| Chatrice White | 2016-18 | 13 |
| 21. Alicia Gladden | 2004-07 | 12 |
| 22. Bev Burnett | 1985-86,88-89 | 11 |
| 23. Jackie Arnold | 1978-79 | 10 |
| Glenda Stokes | 1980-83 | 10 |
| 25. Levys Torres | 2000-01 | 9 |

GAMES PLAYED

| Name | Years | GP |
|-------------------------|------------|-----|
| 1. Brittany Brown | 2014-17 | 138 |
| 2. Ivey Slaughter | 2014-17 | 137 |
| 3. Jacinta Monroe | 2007-10 | 136 |
| 4. Shakayla Thomas | 2015-18 | 135 |
| 5. Courtney Ward | 2008-11 | 134 |
| 6. Cierra Bravard | 2009-12 | 132 |
| 7. Mara Freshour | 2006-09 | 131 |
| Alexa Deluzio | 2010-13 | 131 |
| 9. Glenda Stokes | 1980-83 | 130 |
| Nicki Ekhomu | 2017-20 | 130 |
| 11. Christian Hunnicutt | 2008-11 | 129 |
| Natasha Howard | 2011-14 | 129 |
| 13. Alysha Harvin | 2007-10 | 127 |
| Chelsea Davis | 2010-13 | 127 |
| 15. Alicia Gladden | 2004-07 | 126 |
| 16. Chastity Clayton | 2010-13 | 123 |
| 17. LeeVayne Oliver | 1981-84 | 122 |
| Holly Johnson | 2003-06 | 122 |
| 19. Shante Williams | 2004,06-08 | 121 |
| Tanae Davis-Cain | 2006-09 | 121 |
| 21. Sue Galkantas | 1981-84 | 120 |
| Ganiyat Adeduntan | 2003-06 | 120 |
| 23. Danielle Ryan | 1990-93 | 117 |
| 24. Rose Harper | 1978-81 | 116 |
| Tia Paschal | 1990-93 | 116 |
| LaQuinta Neely | 2002-06 | 116 |

GAMES STARTED

| Name | Years | GS |
|-----------------------|------------|-----|
| 1. Brittany Brown | 2014-17 | 136 |
| 2. Ivey Slaughter | 2014-17 | 132 |
| 3. Natasha Howard | 2011-14 | 127 |
| 4. Courtney Ward | 2008-11 | 115 |
| 5. Alicia Gladden | 2004-07 | 113 |
| 6. Brooke Wyckoff | 1998-01 | 107 |
| 7. April Traylor | 1999-02 | 106 |
| 8. Valencia Myers | 2019-Pr | 103 |
| 9. Jacinta Monroe | 2007-10 | 101 |
| 10. Mara Freshour | 2006-09 | 99 |
| 11. Robin Corn | 1988-92 | 97 |
| Lysa Moorefield | 1995-98 | 97 |
| 13. Alexa Deluzio | 2010-13 | 93 |
| 14. Jen Robinson | 1996-99 | 90 |
| 15. Tia Paschal | 1990-93 | 89 |
| Cierra Bravard | 2009-12 | 89 |
| 17. Chantelle Dishman | 1990-93 | 87 |
| Latavia Coleman | 1997-00 | 87 |
| Tasheika Allen | 2002-04 | 87 |
| 20. Danielle Ryan | 1990-93 | 85 |
| Morgan Jones | 2019-Pr | 85 |
| 22. Allison Peercy | 1992-95 | 83 |
| 23. Katelyn Vujas | 2000-03 | 82 |
| 24. Leticia Romero | 2015-17 | 79 |
| 25. Shante Williams | 2004,06-08 | 78 |

TEAM RECORDS

POINTS

| | |
|--------------|--------------------------|
| MOST GAME | 114 vs. Stetson (2/6/91) |
| MOST SEASON | 2,883 (1981-82) |
| LEAST GAME | 26 vs. Clemson (2/7/94) |
| LEAST SEASON | 488 (1973-74) |

FIELD GOALS MADE

| | |
|--------------|-------------------------|
| MOST GAME | 49 vs. Stetson (2/6/91) |
| MOST SEASON | 1,171 (1981-82) |
| LEAST GAME | 8 vs. Clemson (2/7/94) |
| LEAST SEASON | 538 (1993-94) |

FIELD GOAL ATTEMPTS

| | |
|--------------|----------------------------|
| MOST GAME | 97 vs. Florida (12/4/78) |
| MOST SEASON | 97 vs. Monmouth (11/30/85) |
| LEAST GAME | 35 vs. Clemson (2/7/94) |
| LEAST SEASON | 1,051 (1973-74) |

FIELD GOAL PERCENTAGE

| | |
|-------------|-----------------------------|
| HIGH GAME | .731 vs. Denver (12/15/80) |
| HIGH SEASON | .520 (1990-91) |
| LOW GAME | .214 vs. Alabama (12/31/93) |
| LOW SEASON | .340 (1973-74) |

3-POINT FIELD GOALS MADE

| | |
|--------------|-----------------------------|
| MOST GAME | 15 vs. Milwaukee (12/20/18) |
| MOST SEASON | 229 (2017-18) |
| LEAST GAME | 0 Several Times |
| LEAST SEASON | 32 (1991-92) |

3-POINT FIELD GOAL ATTEMPTS

| | |
|--------------|------------------------|
| MOST GAME | 34 at UIC (11/23/19) |
| MOST SEASON | 650 (2017-18) |
| LEAST GAME | 0 vs. Lamar (11/29/91) |
| LEAST SEASON | 120 (1991-92) |

3-POINT FIELD GOAL PERCENTAGE

| | |
|-------------|----------------|
| HIGH SEASON | .434 (1988-89) |
| LOW SEASON | .244 (1998-99) |

FREE THROWS MADE

| | |
|--------------|---------------------------|
| MOST GAME | 36 vs. Fordham (12/31/84) |
| MOST SEASON | 573 (1990-91) |
| LEAST GAME | 0 vs. Duke (1/23/14) |
| LEAST SEASON | 245 (1996-97) |

FREE THROW ATTEMPTS

| | |
|--------------|-------------------------------------|
| MOST GAME | 51 vs. Georgia Tech (1/31/96) (3OT) |
| MOST SEASON | 826 (1990-91) |
| LEAST GAME | 2 vs. Duke (1/23/14) |
| LEAST SEASON | 419 (1996-97) |

FREE THROW PERCENTAGE

| | |
|--------------|--|
| HIGH GAME | 1.000 (13-13) vs. Notre Dame (2/10/19) |
| HIGH SEASON | .723 (2017-18) |
| LEAST GAME | .000 vs. Duke (1/23/14) |
| LEAST SEASON | .510 (1973-74) |

REBOUNDS

| | |
|--------------|--------------------------|
| HIGH GAME | 74 vs. Florida (12/4/78) |
| HIGH SEASON | 1,545 (1981-82) |
| LEAST GAME | 13 vs. Maryland (1994) |
| LEAST SEASON | 774 (1993-94) |

REBOUND AVERAGE

| | |
|--------------|----------------|
| HIGH SEASON | 45.5 (1986-87) |
| LEAST SEASON | 28.7 (1993-94) |

ASSISTS

| | |
|--------------|--|
| HIGH GAME | 29 vs. FAMU (1/20/82) & (1/21/91) |
| HIGH SEASON | 601 (1981-82) |
| LEAST GAME | 2 vs. Tulane (1984-85), Texas Tech (1994-95) |
| LEAST SEASON | 169 (1973-74) |

STEALS

| | |
|--------------|--------------------------------|
| HIGH GAME | 31 vs. South Florida (2/12/81) |
| HIGH SEASON | 406 (1981-82) |
| LEAST GAME | 1 vs. Georgia Tech (1995-96) |
| LEAST SEASON | 181 (2011-12) |

BLOCKS

| | |
|--------------|-------------------------------|
| HIGH GAME | 15 vs. Alabama A&M (12/19/11) |
| HIGH SEASON | 166 (2006-07) |
| LEAST GAME | 0 several times |
| LEAST SEASON | 38 (1983-84) |

TOP GAME PERFORMANCES

POINTS

| | |
|-----|-------------------------------|
| 114 | vs. Stetson (2/6/91) |
| 110 | vs. Wake Forest (1/25/15) |
| 110 | vs. Marquette (12/1/90) |
| 109 | vs. UNF (11/10/17) |
| 107 | vs. Savannah State (11/23/03) |
| 107 | vs. Virginia Tech (1/14/18) |

| | |
|-----|--------------------------------|
| 106 | vs. Memphis State (1/19/91) |
| 105 | vs. Georgia Southern (12/3/88) |
| 105 | vs. Miami (1/11/18) |
| 104 | vs. Tulane (2/25/91) |
| 104 | vs. Oral Roberts (2/29/92) |

MOST FIELD GOALS MADE IN A GAME

| | |
|----|--------------------------------------|
| 49 | vs. Stetson (2/6/91) |
| 47 | vs. Georgia Southern (12/3/88) |
| 47 | vs. Dayton (1/21/77) |
| 46 | vs. Southeastern Louisiana (1/22/81) |
| 45 | vs. Stetson (1/28/83) |

MOST FIELD GOALS ATTEMPTED IN A GAME

| | |
|----|---------------------------------|
| 97 | vs. Monmouth (11/30/85) |
| 97 | vs. Florida (12/4/78) |
| 91 | vs. Central Michigan (11/25/88) |
| 91 | vs. Miami (12/11/88) |
| 86 | vs. Marquette (12/1/90) |
| 86 | vs. Wisconsin (12/4/87) |
| 86 | vs. Duke (1/23/14) |
| 86 | vs. Texas (2/13/17) |

HIGHEST FIELD GOAL PERCENTAGE IN A GAME

| | |
|------|------------------------------|
| .731 | vs. Denver (12/15/80) |
| .661 | vs. Memphis State (1/19/90) |
| .660 | vs. Nebraska (12/31/82) |
| .654 | vs. South Florida (12/10/83) |
| .644 | vs. Austin Peay (12/2/01) |

MOST 3-POINT FIELD GOALS MADE IN A GAME

| | |
|----|--------------------------------------|
| 15 | vs. Milwaukee (12/20/18) |
| 14 | vs. UIC (11/23/19) |
| 12 | vs. Wake Forest (1/25/15) |
| 12 | vs. Richmond (3/21/04) |
| 12 | vs. Maryland (2/28/10) |
| 12 | vs. Boston College (1/27/11) |
| 12 | vs. Miami (1/11/18) |
| 12 | vs. Jacksonville (11/15/18) |
| 11 | vs. Tennessee-Chattanooga (11/26/93) |
| 11 | vs. Boston College (1/24/10) |
| 11 | vs. UNF (11/10/17) |
| 11 | vs. Florida (11/17/17) |
| 11 | vs. Texas (12/17/17) |
| 11 | vs. Penn State (11/29/18) |
| 10 | vs. Mercer (12/15/15) |
| 10 | vs. Clemson (2/9/05) |
| 10 | vs. Miami Ohio (11/27/04) |
| 10 | vs. Georgia Tech (12/5/01) |
| 10 | vs. Maryland (2/11/01) |
| 10 | vs. Florida (12/3/94) |
| 10 | vs. Mercer (12/21/17) |
| 10 | vs. North Carolina (12/31/17) |
| 10 | vs. Wake Forest (1/18/18) |
| 10 | vs. Clemson (12/8/19) |

MOST 3-POINT FIELD GOALS ATTEMPTED IN A GAME

| | |
|----|-----------------------------------|
| 34 | at UIC (11/23/19) |
| 31 | vs. Duke (1/11/15) |
| 31 | vs. Auburn (1/17/90) |
| 31 | vs. Florida (11/17/09) |
| 30 | vs. Troy (11/6/18) |
| 29 | vs. Alcorn State (12/6/09) |
| 29 | vs. Clemson (12/8/19) |
| 28 | vs. UNF (11/10/17) |
| 28 | at Florida (11/17/17) |
| 28 | vs. Notre Dame (1/28/18) |
| 28 | at Pittsburgh (2/4/18) |
| 28 | vs. Charleston Southern (12/5/21) |
| 27 | at Mercer (12/21/16) |
| 27 | at Iowa (11/29/17) |
| 27 | vs. Florida (11/11/18) |
| 27 | vs. Jacksonville (11/15/18) |
| 26 | vs. Clemson (2/27/98) |
| 26 | at Maryland (2/24/08) |
| 26 | at Grambling State (11/19/17) |
| 26 | vs. Miami (1/11/18) |
| 26 | vs. Penn State (11/29/18) |

HIGHEST 3-POINT PERCENTAGE IN A GAME

| | |
|-------|-------------------------------|
| 1.000 | vs. Oral Roberts (2/29/92) |
| .833 | vs. Georgia Tech (12/5/01) |
| .778 | vs. Nebraska (12/8/12) |
| .750 | vs. Maryland (2/28/10) |
| .750 | vs. North Carolina (2/9/95) |
| .714 | vs. Florida (11/15/12) |
| .700 | vs. Tennessee Tech (12/21/92) |
| .700 | vs. Jacksonville (11/17/16) |
| .667 | vs. Clemson (12/16/97) |
| .667 | at Syracuse (2/13/14) |

MOST FREE THROWS MADE IN A GAME

| | |
|----|---------------------------------|
| 36 | vs. Fordham (12/31/84) |
| 35 | vs. Northern Illinois (2/22/92) |
| 33 | vs. NC State (1/20/85) |
| 33 | vs. Georgia State (11/21/11) |
| 33 | vs. Georgia Tech (1/31/96) |
| 33 | vs. Memphis State (2/16/91) |
| 33 | vs. Louisville (2/10/90) |
| 33 | vs. Tulane (2/5/83) |

MOST FREE THROWS ATTEMPTED IN A GAME

| | |
|----|---|
| 51 | vs. Georgia Tech (1/22/96) |
| 47 | vs. Rice (12/6/86) |
| 47 | vs. Fordham (12/13/84) |
| 46 | vs. Wake Forest (1/15/05) |
| 43 | vs. Georgia State (11/21/11); vs. Tulane (11/19/15) |

HIGHEST FREE THROW PERCENTAGE IN A GAME

| | |
|-------|------------------------------|
| 1.000 | vs. Notre Dame (2/10/19) |
| 1.000 | vs. Clemson (2/7/16) |
| .962 | vs. Clemson (1/23/22) |
| .955 | vs. Virginia Tech (12/31/20) |
| .952 | vs. North Carolina (1/4/94) |
| .944 | vs. Maryland (1/10/01) |
| .941 | vs. Georgia State (12/29/18) |
| .938 | vs. Duke (2/12/12) |

MOST REBOUNDS IN A GAME

| | |
|----|---------------------------------|
| 74 | vs. Florida (12/4/78) |
| 70 | vs. Georgia Southern (12/16/87) |
| 69 | vs. Rice (12/6/86) |
| 69 | vs. Monmouth (11/30/85) |
| 67 | vs. Florida A&M (2/15/90) |

MOST ASSISTS IN A GAME

| | |
|----|------------------------------------|
| 31 | vs. Central Michigan (11/25/88) |
| 29 | vs. Florida A&M (1/20/82) |
| 29 | vs. Florida A&M (1/21/88) |
| 29 | vs. Florida A&M (2/24/92) |
| 28 | vs. Southern Mississippi (2/23/91) |

MOST STEALS IN A GAME

| | |
|----|---------------------------------|
| 31 | vs. South Florida (2/12/81) |
| 25 | vs. UNC-Greensboro (12/22/12) |
| 25 | vs. Florida A&M (12/3/96) |
| 24 | vs. Southern Alabama (11/24/89) |
| 24 | vs. Fordham (12/13/84) |
| 23 | vs. Lewis (1/2/81) |

MOST BLOCKED SHOTS IN A GAME

| | |
|----|-----------------------------------|
| 15 | vs. Alabama A&M (12/19/11) |
| 12 | vs. Mercer (11/17/78) |
| 11 | vs. Minnesota (11/30/16) |
| 11 | at St. John's (12/9/18) |
| 11 | vs. Virginia (12/13/20) |
| 11 | vs. Grambling State (11/21/21) |
| 10 | at Clemson (2/23/12) |
| 10 | vs. Miami Ohio (11/27/04) |
| 10 | vs. Hawaii (12/21/09) |
| 10 | vs. UCF (12/16/09) |
| 10 | vs. Georgia Tech (2/25/18) |
| 9 | vs. Jacksonville (12/29/14) |
| 9 | vs. Charleston Southern (11/5/19) |
| 9 | vs. Stetson (11/29/13) |
| 9 | vs. Army (1/2/83) |
| 9 | vs. South Florida (2/10/86) |
| 9 | vs. Mississippi (11/26/97) |
| 9 | vs. Stetson (12/6/06) |
| 9 | at Texas A&M (12/6/07) |
| 9 | vs. Jacksonville (11/15/18) |
| 9 | vs. Milwaukee (11/14/21) |

MOST TURNOVERS IN A GAME

| | |
|----|----------------------------|
| 42 | vs. St. Louis (2/6/81) |
| 40 | vs. Texas (2/24/84) |
| 37 | vs. Maryland (2/22/98) |
| 36 | vs. Tennessee (1/26/86) |
| 36 | vs. Stetson (11/20/09) |
| 35 | vs. Georgia Tech (1/31/95) |
| 35 | vs. New Orleans (2/25/87) |

MOST FOULS IN A GAME

| | |
|----|-----------------------------|
| 55 | vs. Clemson (1/7/99) |
| 36 | vs. South Florida (1/8/82) |
| 35 | vs. Mississippi (1982-1983) |
| 32 | vs. Georgia Tech (11/20/02) |
| 32 | at Miami (2/24/11) |

MISCELLANEOUS RECORDS

SEASON OPENERS (Record: 40-10)

| YEAR | OPPONENT | SCORE, W/L | SITE | DATE |
|---------|---------------------|---------------|------|----------|
| 1972-73 | FAMU | 53-47, W | n/a | n/a |
| 1973-74 | Florida | 39-41, L | n/a | n/a |
| 1974-75 | Albany State | 62-55, W | n/a | n/a |
| 1975-76 | Rollins | 56-43, W | n/a | n/a |
| 1976-77 | Albany State | 38-87, L | n/a | n/a |
| 1977-78 | Valdosta State | 57-92, L | n/a | n/a |
| 1978-79 | Mississippi State | 60-64, L | n/a | n/a |
| 1979-80 | Mississippi State | 61-73, L | n/a | n/a |
| 1980-81 | Georgia Tech | 84-97, L | A | 11/20/80 |
| 1981-82 | Stetson | 81-54, W | H | 11/23/81 |
| 1982-83 | UT-Chattanooga | 94-77, W | N | 11/26/82 |
| 1983-84 | Arizona State | 70-85, L | N | 11/18/83 |
| 1984-85 | Albany State | 66-60, W | H | 11/14/84 |
| 1985-86 | West Georgia | 67-57, W | H | 11/23/85 |
| 1986-87 | Albany State | 71-72, L (OT) | H | 12/1/86 |
| 1987-88 | New Mexico St | 73-64, W | N | 11/27/87 |
| 1988-89 | Central Michigan | 100-78, W | N | 11/25/88 |
| 1989-90 | South Alabama | 89-82, W(2OT) | N | 11/24/89 |
| 1990-91 | UM-Kansas City | 66-52, W | N | 11/23/90 |
| 1991-92 | Miami | 71-69, W (OT) | H | 11/23/91 |
| 1992-93 | Florida Atlantic | 97-67, W | H | 12/1/92 |
| 1993-94 | UT-Chattanooga | 85-86, L | A | 11/26/93 |
| 1994-95 | Fresno State | 67-62, W | N | 11/25/94 |
| 1995-96 | Florida Atlantic | 69-46, W | A | 11/27/95 |
| 1996-97 | South Florida | 68-59, W | A | 11/22/96 |
| 1997-98 | Alabama A&M | 79-70, W | A | 11/16/97 |
| 1998-99 | Tulsa | 76-67, W | A | 11/14/98 |
| 1999-00 | Tulsa | 77-70, W | H | 11/19/99 |
| 2000-01 | UNC-Asheville | 89-64, W | H | 11/19/00 |
| 2001-02 | Saint Mary's | 78-57, W | N | 11/18/01 |
| 2002-03 | Alabama State | 89-61, W | H | 11/22/02 |
| 2003-04 | Savannah State | 107-28, W | H | 11/23/03 |
| 2004-05 | Xavier | 56-48, W | H | 11/19/04 |
| 2005-06 | Georgia Southern | 82-57, W | H | 11/18/05 |
| 2006-07 | UAB | 93-77, W | H | 11/12/06 |
| 2007-08 | Florida Gulf Coast | 93-53, W | A | 11/9/07 |
| 2008-09 | Florida Gulf Coast | 81-62, W | H | 11/16/08 |
| 2009-10 | North Florida | 99-50, W | H | 11/13/09 |
| 2010-11 | Alabama State | 89-39, W | H | 11/12/10 |
| 2011-12 | USF | 62-49, W | N | 11/11/11 |
| 2012-13 | Samford | 77-42, W | H | 11/11/12 |
| 2013-14 | UNCG | 93-59, W | H | 11/8/13 |
| 2014-15 | UAB | 92-62, W | H | 11/14/14 |
| 2015-16 | Florida | 72-82, L | A | 11/16/15 |
| 2016-17 | Jacksonville St. | 73-62, W | H | 11/11/16 |
| 2017-18 | UNF | 109-51, W | H | 11/10/17 |
| 2018-19 | Troy | 103-67, W | H | 11/6/18 |
| 2019-20 | Charleston Southern | 88-36, W | H | 11/5/19 |
| 2020-21 | Florida | 81-75, W | H | 12/1/20 |
| 2021-22 | UNF | 78-50, W | H | 11/9/21 |

HOME OPENERS

(Record: 38-4 - since 1980-81)

| YEAR | OPPONENT | SCORE, W/L | DATE |
|---------|--------------------|---------------|----------|
| 1980-81 | Florida | 90-48, W | 12/3/80 |
| 1981-82 | Stetson | 81-54, W | 11/23/81 |
| 1982-83 | Albany State | 94-52, W | 12/1/82 |
| 1983-84 | Mid Tennessee St. | 75-67, W | 11/26/83 |
| 1984-85 | Albany State | 66-60, W | 11/14/84 |
| 1985-86 | West Georgia | 67-57, W | 11/23/85 |
| 1986-87 | Albany State | 71-72, L (OT) | 12/1/86 |
| 1987-88 | Wisconsin | 100-67, W | 12/4/87 |
| 1988-89 | UNC-Asheville | 99-58, W | 12/2/88 |
| 1989-90 | Mississippi State | 86-62, W | 12/1/89 |
| 1990-91 | Marquette | 110-75, W | 12/1/90 |
| 1991-92 | Miami | 71-69, W (OT) | 11/23/91 |
| 1992-93 | Florida Atlantic | 97-67, W | 12/1/92 |
| 1993-94 | Rhode Island | 71-76, L | 12/3/93 |
| 1994-95 | Central Florida | 74-59, W | 11/29/94 |
| 1995-96 | UT-Chattanooga | 58-60, L | 12/17/95 |
| 1996-97 | Florida A&M | 91-59, W | 12/3/96 |
| 1997-98 | Mississippi | 64-54, W | 11/26/97 |
| 1998-99 | Louisiana Tech | 72-88, L | 11/19/98 |
| 1999-00 | Tulsa | 77-70, W | 11/19/99 |
| 2000-01 | UNC-Asheville | 89-64, W | 11/19/00 |
| 2001-02 | E Tenn State | 99-66, W | 11/24/01 |
| 2002-03 | Alabama State | 89-61, W | 11/22/02 |
| 2003-04 | Savannah State | 107-28, W | 11/23/03 |
| 2004-05 | Xavier | 56-48, W | 11/19/04 |
| 2005-06 | Georgia Southern | 82-57, W | 11/18/05 |
| 2006-07 | UAB | 93-77, W | 11/12/06 |
| 2007-08 | North Florida | 75-48, W | 11/11/07 |
| 2008-09 | Florida Gulf Coast | 81-62, W | 11/16/08 |
| 2009-10 | North Florida | 99-50, W | 11/13/09 |
| 2010-11 | Alabama State | 89-39, W | 11/12/10 |

| | | | |
|---------|---------------------|-----------|----------|
| 2011-12 | Georgia State | 94-74, W | 11/21/11 |
| 2012-13 | Samford | 77-42, W | 11/11/12 |
| 2013-14 | UNCG | 93-59, W | 11/8/13 |
| 2014-15 | UAB | 92-62, W | 11/14/14 |
| 2015-16 | Tulane | 78-72, W | 11/19/15 |
| 2016-17 | Jacksonville St. | 73-62, W | 11/11/16 |
| 2017-18 | UNF | 109-51, W | 11/10/17 |
| 2018-19 | Troy | 103-67, W | 11/6/18 |
| 2019-20 | Charleston Southern | 88-36, W | 11/5/19 |
| 2020-21 | Florida | 81-75, W | 12/1/20 |
| 2021-22 | UNF | 78-50, W | 11/9/21 |

OVERTIME GAMES

(Record: 27-21)

| YEAR | OPPONENT | SCORE, W/L | SITE | DATE |
|---------|-------------------|------------|------|----------|
| 1977-78 | South Florida | 84-76, W | A | n/a |
| 1982-83 | Montclair State | 89-81, W | H | 11/10/83 |
| 1983-84 | Missouri | 82-75, W | N | 1/5/84 |
| 1984-85 | South Florida | 71-69, W | H | 1/14/85 |
| 1985-86 | Monmouth (3OT) | 81-69, W | N | 11/30/85 |
| | Radford | 80-87, L | H | 12/7/85 |
| 1986-87 | Albany State | 71-72, L | A | 1/30/86 |
| 1987-88 | West Virginia | 68-58, W | H | 12/4/87 |
| | Georgia Southern | 83-77, W | A | 12/16/87 |
| | Memphis State | 90-91, L | H | 12/16/88 |
| 1989-90 | S. Alabama (2OT) | 89-82, W | N | 11/24/89 |
| | Louisville | 69-66, W | H | 11/3/90 |
| 1990-91 | S. Carolina (2OT) | 91-92, L | H | 2/4/91 |
| 1991-92 | Miami | 71-69, W | H | 11/23/91 |
| | Louisiana State | 88-96, L | A | 11/30/91 |
| | Florida | 90-78, W | H | 12/15/91 |
| 1995-96 | Ga Tech (3OT) | 90-85, W | H | 1/31/96 |
| 1997-98 | Virginia | 76-83, L | H | 2/1/98 |
| 1998-99 | North Carolina | 101-112, L | H | 12/5/98 |
| 2000-01 | North Carolina | 80-78, W | A | 2/18/01 |
| 2001-02 | Florida | 74-78, L | H | 11/29/01 |
| 2002-03 | Wake Forest (3OT) | 62-60, W | H | 2/2/03 |
| 2003-04 | Virginia | 80-82, L | H | 1/23/04 |
| 2004-05 | Maryland | 95-91, W | H | 1/16/05 |
| | North Carolina | 79-73, W | H | 1/20/05 |
| | Va Tech (2OT) | 81-78, W | A | 2/4/05 |
| | Va Tech (3OT) | 94-83, W | H | 2/19/05 |
| | Virginia | 67-71, L | N | 3/5/05 |
| 2005-06 | Clemson | 80-72, W | A | 2/19/06 |
| 2006-07 | Miss. State | 60-65, L | A | 11/30/06 |
| 2007-08 | Georgia | 62-71, L | N | 12/29/07 |
| | Miami | 75-70, W | A | 1/24/08 |
| | Virginia | 66-69, L | H | 1/26/08 |
| | Maryland | 84-92, L | A | 2/24/08 |
| | Oklahoma State | 72-73, L | N | 3/24/06 |
| 2008-09 | Duke | 82-75, W | H | 1/29/09 |
| 2009-10 | St. John's | 66-65, W | N | 3/22/10 |
| 2011-12 | Ohio State | 75-78, L | A | 11/30/11 |
| 2013-14 | Louisville | 59-69, L | A | 11/24/13 |
| 2013-14 | Duke | 77-85, L | H | 1/23/14 |
| 2013-14 | Miami | 72-67, W | N | 3/6/14 |
| 2014-15 | Purdue | 67-64, W | A | 12/3/14 |
| 2016-17 | Texas (2OT) | 88-92, L | H | 2/13/17 |
| 2017-18 | Wake Forest | 81-79, W | A | 1/18/18 |
| 2019-20 | Syracuse | 89-90, L | A | 1/2/20 |
| 2020-21 | Clemson | 95-88, W | H | 1/21/21 |
| 2021-22 | Wake Forest | 69-75, L | A | 12/30/21 |
| 2021-22 | Georgia Tech | 65-63, W | H | 2/24/22 |

MOST GAMES IN A SEASON

38 1981-82

FEWEST GAMES IN A SEASON

10 1973-74

MOST WINS IN A SEASON

32 2014-15 (32-5)

FEWEST WINS IN A SEASON

5 1996-97 (5-22)

HIGHEST WINNING PERCENTAGE

.864 2014-15 (32-5)

LOWEST WINNING PERCENTAGE

.185 1996-97 (5-22)

TOP 10 BIGGEST WINS (BY MARGIN)

| MAR | OPPONENT | SCORE |
|----------|-------------------|-----------------|
| DATE | | |
| 84 | West Florida | 100-16 |
| 1975-76 | | |
| 79 | Savannah State | 107-28 |
| 11/23/03 | | |
| 71 | Dayton | 104-33 |
| 1976-77 | | |
| 69 | Bethune-Cookman | 103-34 |
| 11/18/14 | | |
| 66 | Stetson | 101-35 |
| 11/20/09 | | |
| 63 | Winthrop | 98-36 11/24/16 |
| 59 | Clemson | 86-27 1/15/17 |
| 58 | UNF | 109-51 11/10/17 |
| 57 | Sam Houston State | 94-37 11/28/15 |
| 56 | North Florida | 95-39 12/19/16 |
| 55 | South Alabama | 99-44 12/19/81 |
| | Tulane | 100-45 11/8/90 |

MOST LOSSES IN A SEASON

22 1994-95 (8-22)

22 1996-97 (5-22)

FEWEST LOSSES IN A SEASON

3 1973-74 (7-3)

TOP 10 BIGGEST LOSSES (By Margin)

| MAR | OPPONENT | SCORE | DATE |
|-----|----------------|--------|----------|
| 63 | South Carolina | 52-115 | 1977-78 |
| 62 | Duke | 30-92 | 12/6/95 |
| 54 | Alabama | 33-87 | 12/31/93 |
| 54 | Clemson | 26-80 | 2/7/94 |
| 51 | Valdosta State | 50-101 | 1975-76 |
| 49 | Albany State | 38-87 | 1976-77 |
| 47 | Valdosta State | 44-91 | 1975-76 |
| 46 | Delta State | 60-106 | 1976-77 |
| 46 | Tennessee | 43-89 | 11/26/86 |
| 46 | Texas | 43-89 | 2/24/84 |

LONGEST WINNING STREAK

13 GAMES - 2019-20

| GAME | DATE | OPPONENT | SCORE |
|--------|---------|-------------------------|-------|
| No. 1 | Nov. 5 | Charleston Southern (H) | 88-36 |
| No. 2 | Nov. 9 | LSU (A) | 70-62 |
| No. 3 | Nov. 13 | Jacksonville (H) | 75-41 |
| No. 4 | Nov. 17 | Samford (H) | 88-59 |
| No. 5 | Nov. 23 | UIC (A) | 86-42 |
| No. 6 | Nov. 26 | Florida (A) | 66-55 |
| No. 7 | Dec. 1 | #6 Texas A&M (N) | 80-58 |
| No. 8 | Dec. 5 | #19 Michigan State (H) | 78-68 |
| No. 9 | Dec. 8 | Clemson (A) | 81-64 |
| No. 10 | Dec. 15 | St. John's (H) | 74-70 |
| No. 11 | Dec. 18 | UNF (H) | 70-41 |
| No. 12 | Dec. 22 | #24 Michigan (N) | 79-69 |
| No. 13 | Dec. 29 | Virginia Tech (H) | 86-62 |

LONGEST HOME COURT

Winning Streak (since 1980-81)

31 GAMES - 2014-15 to 2015-16

LONGEST LOSING STREAK

18 GAMES - 1986-87

LONGEST HOME COURT LOSING STREAK

(since 1980-81)

8 1994-95 (12/26/94-2/11/95)

8 1996-97 (1/8/86-2/23/96)

SEMINOLE 100 POINT GAMES

| YEAR | OPPONENT | SCORE | SITE | DATE |
|---------|---------------|--------|------|----------|
| 1975-76 | West Florida | 100-16 | n/a | n/a |
| 1976-77 | Dayton | 104-33 | n/a | n/a |
| 1978-79 | New Orleans | 101-66 | n/a | n/a |
| 1978-79 | Florida | 101-94 | n/a | n/a |
| 1979-80 | South Florida | 100-88 | n/a | n/a |
| 1981-82 | Stetson | 102-92 | H | 12/4/82 |
| 1982-83 | Nebraska | 100-84 | N | 12/31/82 |
| 1987-88 | Wisconsin | 100-67 | H | 1/6/88 |

| | | | | |
|---------|------------------|---------|---|----------|
| 1988-89 | Central Michigan | 100-78 | N | 11/25/88 |
| | Ga Southern | 105-78 | H | 12/3/88 |
| | Howard | 101-73 | H | 2/6/89 |
| 1989-90 | Tulane | 103-66 | H | 1/8/90 |
| 1990-91 | Marquette | 110-75 | H | 12/1/90 |
| | Memphis State | 106-94 | A | 1/19/91 |
| | Stetson | 114-71 | H | 2/6/91 |
| | Memphis State | 101-77 | H | 2/16/91 |
| | Tulane | 104-66 | A | 2/25/91 |
| 1991-92 | Florida A&M | 100-71 | H | 2/24/92 |
| | Oral Roberts | 104-59 | H | 2/29/92 |
| 1998-99 | North Carolina | 101-112 | H | 12/5/98 |
| 1999-00 | Loyola | 102-70 | A | 12/19/99 |
| 2003-04 | Savannah State | | | |

YEAR-BY-YEAR LEADERS

YEAR-BY-YEAR TEAM STATISTICS

| YEAR | GAMES | FG-A | PCT | 3FG-A | PCT | FT-A | PCT | OR-DR-TOT-AVG | AS | ST | BK | TO | PF-DQ | PTS-AVG |
|---------|-------|-----------|------|---------|------|---------|------|-------------------|-----|-----|-----|-----|---------|-----------|
| 2021-22 | 31 | 762-1766 | .431 | 144-462 | .312 | 355-504 | .704 | 335-798-36.5 | 439 | 191 | 141 | 491 | 494-3 | 2023-65.3 |
| 2020-21 | 19 | 455-1128 | .403 | 100-306 | .327 | 230-312 | .737 | 218-475-693-36.5 | 220 | 136 | 72 | 285 | 322-9 | 1240-65.3 |
| 2019-20 | 32 | 866-1930 | .449 | 204-608 | .336 | 385-548 | .703 | 420-846-1266-39.6 | 431 | 193 | 135 | 421 | 505-4 | 2321-72.5 |
| 2018-19 | 33 | 840-2053 | .409 | 180-650 | .277 | 400-544 | .735 | 475-790-1265-38.3 | 416 | 249 | 128 | 449 | 557-17 | 2260-68.5 |
| 2017-18 | 33 | 990-2169 | .456 | 229-650 | .352 | 463-640 | .723 | 515-896-1411-42.8 | 499 | 246 | 118 | 440 | 523-8 | 2672-81.0 |
| 2016-17 | 35 | 1032-2240 | .461 | 180-512 | .352 | 520-731 | .711 | 533-880-1413-40.4 | 534 | 361 | 133 | 502 | 603-6 | 2764-79.0 |
| 2015-16 | 33 | 921-2021 | .456 | 161-471 | .342 | 421-617 | .682 | 514-843-1357-41.1 | 527 | 327 | 95 | 585 | 554-12 | 2424-73.5 |
| 2014-15 | 37 | 1053-2340 | .450 | 216-609 | .355 | 473-724 | .653 | 625-986-1611-43.5 | 585 | 331 | 135 | 627 | 652-10 | 2795-75.5 |
| 2013-14 | 33 | 852-2004 | .425 | 133-469 | .284 | 450-690 | .652 | 503-860-1363-41.3 | 464 | 336 | 118 | 638 | 531-11 | 2287-69.3 |
| 2012-13 | 33 | 929-2053 | .453 | 122-347 | .352 | 489-688 | .711 | 443-828-1271-38.5 | 511 | 327 | 115 | 536 | 467-6 | 2469-74.8 |
| 2011-12 | 31 | 774-1715 | .451 | 105-337 | .312 | 433-634 | .683 | 425-836-1261-40.7 | 398 | 181 | 117 | 628 | 481-5 | 2086-67.3 |
| 2010-11 | 32 | 826-1889 | .437 | 173-473 | .366 | 527-749 | .704 | 471-886-1357-42.4 | 435 | 244 | 93 | 593 | 559-9 | 2352-73.5 |
| 2009-10 | 35 | 918-2079 | .442 | 212-561 | .378 | 534-744 | .718 | 506-940-1446-41.3 | 546 | 296 | 150 | 663 | 608-7 | 2582-73.8 |
| 2008-09 | 34 | 833-1974 | .422 | 192-505 | .380 | 528-781 | .676 | 496-865-1361-40.0 | 463 | 296 | 157 | 617 | 611-12 | 2386-70.2 |
| 2007-08 | 33 | 824-1969 | .418 | 182-510 | .357 | 453-684 | .662 | 446-856-1302-39.5 | 398 | 275 | 135 | 604 | 579-5 | 2283-69.2 |
| 2006-07 | 34 | 879-2055 | .428 | 116-377 | .308 | 432-657 | .658 | 515-885-1400-41.2 | 430 | 292 | 166 | 573 | 538-8 | 2306-67.8 |
| 2005-06 | 30 | 792-1877 | .422 | 121-370 | .327 | 434-668 | .650 | 452-735-1187-39.6 | 400 | 291 | 94 | 471 | 537-8 | 2139-71.3 |
| 2004-05 | 32 | 803-1863 | .431 | 166-516 | .322 | 438-625 | .701 | 421-770-1191-37.2 | 487 | 288 | 97 | 529 | 487-3 | 2210-69.1 |
| 2003-04 | 30 | 799-1816 | .440 | 95-312 | .304 | 414-636 | .651 | 407-751-1158-38.6 | 404 | 266 | 94 | 515 | 563-8 | 2107-70.2 |
| 2002-03 | 30 | 722-1787 | .404 | 84-310 | .271 | 424-647 | .655 | 434-782-1216-40.5 | 342 | 269 | 105 | 269 | 533-7 | 1952-65.1 |
| 2001-02 | 28 | 689-1641 | .420 | 135-416 | .325 | 439-650 | .675 | 367-723-1090-38.9 | 363 | 225 | 62 | 497 | 533-12 | 1952-69.7 |
| 2000-01 | 31 | 790-1823 | .433 | 123-422 | .291 | 498-711 | .700 | 410-795-1205-38.9 | 445 | 273 | 82 | 553 | 601-16 | 2201-71.0 |
| 1999-00 | 29 | 769-1763 | .436 | 87-310 | .281 | 395-609 | .649 | 359-622-1111-38.3 | 420 | 322 | 100 | 627 | 548-20 | 2020-69.7 |
| 1998-99 | 27 | 724-1718 | .421 | 63-258 | .244 | 459-693 | .662 | 337-555-1020-37.8 | 345 | 287 | 100 | 566 | 578-25 | 1970-73.0 |
| 1997-98 | 27 | 656-1616 | .406 | 91-328 | .277 | 384-606 | .634 | 332-603-1035-38.3 | 350 | 258 | 129 | 664 | 509-11 | 1787-66.2 |
| 1996-97 | 27 | 632-1654 | .382 | 104-389 | .267 | 245-419 | .585 | 313-502-945-35.0 | 297 | 229 | 62 | 522 | 559-21 | 1613-59.7 |
| 1995-96 | 28 | 613-1547 | .396 | 60-195 | .308 | 389-617 | .630 | 338-613-1060-37.9 | 319 | 189 | 77 | 644 | 531-14 | 1675-59.8 |
| 1994-95 | 30 | 651-1723 | .378 | 102-356 | .287 | 455-698 | .652 | 372-595-1088-36.3 | 593 | 234 | 46 | 593 | 647-22 | 1859-62.0 |
| 1993-94 | 27 | 538-1409 | .382 | 106-319 | .332 | 393-569 | .691 | 228-452-775-28.7 | 258 | 224 | 43 | 467 | 503-15 | 1575-58.3 |
| 1992-93 | 27 | 722-1551 | .466 | 72-217 | .332 | 395-582 | .679 | 287-515-925-34.3 | 368 | 282 | 41 | 492 | 412-8 | 1911-70.8 |
| 1991-92 | 28 | 794-1680 | .473 | 32-119 | .269 | 500-713 | .701 | 371-658-1144-40.9 | 381 | 263 | 54 | 572 | 511-17 | 2120-75.7 |
| 1990-91 | 32 | 1026-1972 | .520 | 57-188 | .303 | 573-826 | .694 | 392-724-1238-38.7 | 499 | 364 | 79 | 584 | 477-9 | 2682-83.8 |
| 1989-90 | 30 | 895-1918 | .467 | 49-192 | .255 | 462-673 | .686 | 380-680-1186-39.5 | 392 | 336 | 75 | 561 | 565-13 | 2301-76.7 |
| 1988-89 | 27 | 851-1813 | .469 | 56-129 | .434 | 332-534 | .622 | 365-544-993-36.8 | 387 | 272 | 43 | 494 | 530-9 | 2090-77.4 |
| 1987-88 | 27 | 776-1793 | .433 | N/A | N/A | 385-584 | .659 | 1119-41.4 | 297 | 243 | 50 | 540 | 545-18 | 1980-73.3 |
| 1986-87 | 28 | 724-1892 | .380 | N/A | N/A | 385-667 | .580 | 1280-45.7 | 268 | 341 | 116 | 644 | 564-19 | 1833-65.5 |
| 1985-86 | 28 | 752-1901 | .417 | N/A | N/A | 345-555 | .622 | 1218-43.6 | 354 | 233 | 92 | 624 | 587-28 | 1849-66.0 |
| 1984-85 | 28 | 729-1819 | .401 | N/A | N/A | 388-579 | .670 | 1058-37.8 | 318 | 268 | 61 | 639 | 625-27 | 1846-56.9 |
| 1983-84 | 31 | 825-1771 | .466 | N/A | N/A | 383-549 | .698 | 1080-37.2 | 472 | 276 | 38 | 670 | 620-22 | 2033-70.1 |
| 1982-83 | 30 | 912-1823 | .500 | N/A | N/A | 489-710 | .689 | 1274-42.5 | 462 | 315 | 64 | 686 | 606-13 | 2313-77.1 |
| 1981-82 | 38 | 1171-2332 | .502 | N/A | N/A | 541-815 | .664 | 1545-41.7 | 601 | 406 | 50 | N/A | 782-24 | 2883-75.9 |
| 1980-81 | 29 | 881-1835 | .480 | N/A | N/A | 406-618 | .657 | 1313-45.3 | 402 | 310 | 101 | N/A | 619-27 | 2168-74.8 |
| 1979-80 | 35 | 1049-2384 | .440 | N/A | N/A | 484-781 | .620 | 1484-42.4 | 526 | 308 | 67 | N/A | 641-N/A | 2582-73.8 |

INDIVIDUAL YEAR-BY-YEAR LEADERS

| YEAR | NAME | POINTS | | AVG |
|------|--------------|--------|--------|------|
| | | GAMES | POINTS | |
| 2022 | M. Jones | 30 | 414 | 13.8 |
| 2021 | B. Jackson | 19 | 267 | 14.1 |
| 2020 | K. Gillespie | 32 | 499 | 15.6 |
| 2019 | K. Gillespie | 33 | 533 | 16.2 |
| 2018 | S. Thomas | 33 | 586 | 17.8 |
| 2017 | S. Thomas | 33 | 491 | 14.9 |
| 2016 | S. Thomas | 32 | 524 | 16.4 |
| 2015 | A. Bulgak | 35 | 432 | 12.3 |
| 2014 | N. Howard | 33 | 675 | 20.5 |
| 2013 | L. Rodriguez | 33 | 491 | 14.9 |
| 2012 | C. Bravard | 31 | 441 | 14.2 |
| 2011 | C. Bravard | 32 | 480 | 15.0 |
| 2010 | J. Monroe | 35 | 444 | 12.7 |
| 2009 | J. Monroe | 34 | 444 | 13.1 |
| 2008 | M. Freshour | 33 | 420 | 12.7 |
| 2007 | A. Gladden | 34 | 458 | 13.5 |
| 2006 | A. Gladden | 30 | 392 | 13.1 |
| 2005 | R. Hodges | 32 | 615 | 19.2 |
| 2004 | T. Allen | 30 | 407 | 13.6 |
| 2003 | T. Allen | 30 | 453 | 15.1 |
| 2002 | T. Allen | 28 | 369 | 13.2 |
| 2001 | A. Traylor | 31 | 467 | 15.1 |
| 2000 | L. Coleman | 29 | 467 | 16.1 |
| 1999 | B. Wyckoff | 27 | 370 | 13.7 |
| 1998 | L. Coleman | 25 | 443 | 17.7 |
| 1997 | L. Coleman | 27 | 310 | 11.5 |
| 1996 | C. Williams | 28 | 443 | 15.8 |
| 1995 | A. Peery | 30 | 388 | 12.9 |
| 1994 | C. Derlak | 27 | 464 | 17.2 |
| 1993 | T. Paschal | 27 | 524 | 19.4 |
| 1992 | T. Paschal | 29 | 440 | 15.2 |
| 1991 | W. Burns | 28 | 490 | 17.5 |
| 1990 | W. Burns | 29 | 515 | 17.8 |
| 1989 | B. Burnette | 23 | 365 | 15.9 |
| 1988 | B. Burnette | 25 | 533 | 21.3 |
| 1987 | V. Harris | 26 | 358 | 13.8 |
| 1986 | S. Hall | 28 | 298 | 10.6 |
| 1985 | L. Rimson | 24 | 391 | 16.3 |
| 1984 | S. Galkantas | 28 | 435 | 17.6 |
| 1983 | S. Galkantas | 29 | 491 | 16.9 |
| 1982 | S. Galkantas | 34 | 710 | 20.9 |
| 1981 | S. Galkantas | 29 | 627 | 21.6 |
| 1980 | C. Rivers | 31 | 614 | 16.5 |
| 1979 | C. Rivers | 36 | 464 | 12.8 |
| 1978 | J. Arnold | 23 | 410 | 17.8 |
| 1977 | C. Rivers | 24 | 336 | 14.0 |
| 1976 | C. Brokas | 29 | 389 | 13.4 |
| 1974 | M. Graham | 18 | 153 | 8.5 |

| YEAR | NAME | FIELD GOAL PERCENTAGE | | |
|------|---------------|-----------------------|---------|------|
| | | GAMES | FG/FGA | PCT |
| 2022 | M. Timpson | 31 | 86/138 | .623 |
| 2021 | V. Myers | 19 | 67/126 | .532 |
| 2020 | R. Baldwin | 32 | 69/120 | .567 |
| 2019 | M. Jones | 33 | 72/130 | .554 |
| 2018 | S. Thomas | 33 | 251/485 | .518 |
| 2017 | C. White | 35 | 113/213 | .531 |
| 2016 | K. James | 30 | 90/121 | .579 |
| 2015 | L. Romero | 24 | 99/183 | .541 |
| 2014 | N. Howard | 33 | 266/448 | .594 |
| 2013 | C. Davis | 32 | 151/292 | .517 |
| 2012 | C. Bravard | 31 | 154/282 | .546 |
| 2011 | C. Bravard | 32 | 162/297 | .545 |
| 2010 | A. Gray | 35 | 62/121 | .512 |
| 2009 | C. Bravard | 34 | 115/199 | .578 |
| 2008 | J. Monroe | 33 | 135/228 | .592 |
| 2007 | J. Monroe | 34 | 111/206 | .539 |
| 2006 | B. Miller | 32 | 148/283 | .523 |
| 2005 | A. Gladden | 32 | 152/291 | .522 |
| 2004 | R. Pierce | 29 | 68/122 | .557 |
| 2003 | T. Moore | 30 | 92/170 | .541 |
| 2002 | L. Bradley | 27 | 53/108 | .491 |
| 2001 | L. Torres | 31 | 120/222 | .541 |
| 2000 | L. Coleman | 29 | 180/352 | .511 |
| 1999 | T. Gracay | 27 | 109/193 | .565 |
| 1998 | B. Wyckoff | 27 | 96/204 | .471 |
| 1997 | L. Moorefield | 27 | 124-259 | .479 |
| 1996 | C. Williams | 28 | 127/243 | .460 |
| 1995 | C. Williams | 30 | 87/189 | .460 |
| 1994 | K. Walker | 27 | 47/121 | .388 |
| 1993 | T. Paschal | 27 | 219/418 | .524 |
| 1992 | C. Dishman | 28 | 146/251 | .582 |
| 1991 | C. Dishman | 31 | 191/291 | .656 |
| 1990 | T. Walker | 28 | 74/125 | .592 |
| 1989 | A. Harvis | 27 | 77/139 | .554 |
| 1988 | A. Harvis | 25 | 82/142 | .577 |
| 1987 | V. Harris | 26 | 107/249 | .440 |
| 1986 | V. Bourmigh | 25 | 81/167 | .481 |
| 1985 | C. Slater | 28 | 152/316 | .481 |
| 1984 | L. Oliver | 31 | 140/262 | .534 |
| 1983 | G. Stokes | 27 | 130/271 | .602 |
| 1982 | L. Foglio | 26 | 190/319 | .595 |
| 1981 | L. Lasseter | 28 | 154/296 | .520 |
| 1980 | L. Lasseter | 21 | 162/290 | .560 |
| 1979 | L. Lasseter | 22 | 173/348 | .497 |
| 1974 | M. Graham | 18 | 86/208 | .410 |

| YEAR | NAME | FIELD GOALS MADE |
|------|----------|------------------|
| | | NUMBER |
| 2022 | M. Jones | 154 |

| YEAR | NAME | FIELD GOAL ATTEMPTS |
|------|--------------|---------------------|
| | | ATTEMPTS |
| 2022 | M. Jones | 335 |
| 2021 | B. Jackson | 257 |
| 2020 | K. Gillespie | 432 |
| 2019 | K. Gillespie | 497 |
| 2018 | S. Thomas | 485 |
| 2017 | S. Thomas | 429 |
| 2016 | S. Thomas | 423 |

| | | |
|------|--------------|-----|
| 2015 | M. Conwright | 380 |
| 2014 | N. Howard | 448 |
| 2013 | L. Rodriguez | 390 |
| 2012 | A. Deluzio | 329 |

YEAR-BY-YEAR LEADERS

| | | | | |
|------|---------------|----|---------|------|
| 2009 | M. Freshour | 34 | 76/92 | .826 |
| 2008 | M. Freshour | 33 | 90/109 | .826 |
| 2007 | M. Freshour | 34 | 53/65 | .815 |
| 2006 | G. Adeduntan | 30 | 65/84 | .774 |
| 2005 | H. Johnson | 32 | 72/86 | .837 |
| 2004 | L. Bradley | 30 | 70/87 | .805 |
| 2003 | L. Bradley | 28 | 44/56 | .786 |
| 2002 | S. Whiting | 28 | 82/114 | .719 |
| 2001 | B. Wyckoff | 31 | 98/125 | .784 |
| 2000 | B. Wyckoff | 24 | 59/79 | .747 |
| 1999 | T. Gracey | 27 | 72/90 | .800 |
| 1998 | L. Moorefield | 27 | 56/81 | .691 |
| 1997 | L. Moorefield | 27 | 47/69 | .681 |
| 1996 | C. Williams | 28 | 189/244 | .775 |
| 1995 | A. Peercy | 30 | 104/140 | .743 |
| 1994 | A. Peercy | 22 | 84/111 | .757 |
| 1993 | D. Ryan | 27 | 72/90 | .800 |
| 1992 | D. Ryan | 16 | 58/72 | .806 |
| 1991 | W. Burns | 31 | 125/158 | .791 |
| 1990 | W. Burns | 29 | 115/139 | .827 |
| 1989 | A. Harvis | 27 | 47/67 | .701 |
| 1988 | B. Burnette | 25 | 131/169 | .775 |
| 1987 | S. Kaminski | 26 | 55/82 | .670 |
| 1986 | S. Kaminski | 17 | 38/51 | .745 |
| 1985 | S. Kaminski | 24 | 51/63 | .809 |
| 1984 | S. Galkantas | 28 | 111/144 | .771 |
| 1983 | L. Foglio | 29 | 77/94 | .819 |
| 1982 | L. Foglio | 26 | 59/80 | .739 |
| 1981 | L. Foglio | 27 | 65/81 | .802 |
| 1980 | L. McDonald | 28 | 103/150 | .687 |
| 1979 | R. Harper | 27 | 39/56 | .696 |
| 1976 | L. DeJong | 29 | 67/97 | .691 |
| 1975 | N/A | | | |
| 1974 | M. Graham | 18 | 62/94 | .660 |

| | | |
|------|--------------|-----|
| 1992 | C. Dishman | 145 |
| 1991 | C. Dishman | 173 |
| 1990 | W. Burns | 139 |
| 1989 | B. Burnett | 139 |
| 1988 | B. Burnett | 133 |
| 1987 | B. Cliette | 130 |
| 1986 | B. Burnett | 115 |
| 1985 | L. Rimson | 127 |
| 1984 | S. Galkantas | 144 |
| 1983 | S. Galkantas | 154 |
| 1982 | S. Galkantas | 214 |
| 1981 | S. Galkantas | 139 |
| 1980 | L. McDonald | 150 |

STEALS

| YEAR | NAME | GAMES | STEALS |
|------|-----------------------|-------|--------|
| 2022 | M. Jones | 30 | 33 |
| 2021 | Jones/Weber | 19/18 | 23/23 |
| 2020 | N. Woolfolk | 32 | 47 |
| 2019 | N. Ekhomu | 33 | 56 |
| 2018 | N. Woolfolk | 32 | 48 |
| 2017 | B. Brown | 35 | 91 |
| 2016 | B. Brown | 33 | 98 |
| 2015 | M. Conwright | 36 | 55 |
| 2014 | B. Brown | 33 | 78 |
| 2013 | L. Rodriguez | 33 | 67 |
| 2012 | N. Howard | 31 | 46 |
| 2011 | C. Ward | 32 | 63 |
| 2010 | C. Ward | 35 | 68 |
| 2009 | A. Gray | 34 | 51 |
| 2008 | S. Williams | 33 | 54 |
| 2007 | A. Gladden | 34 | 73 |
| 2006 | A. Gladden | 30 | 62 |
| 2005 | A. Gladden | 32 | 101 |
| 2004 | S. Williams | 30 | 65 |
| 2003 | A. Sutton | 28 | 53 |
| 2002 | A. Traylor/S. Whiting | 28 | 41 |
| 2001 | A. Traylor | 31 | 75 |
| 2000 | A. Sutton | 29 | 68 |
| 1999 | B. Wyckoff | 33 | 57 |
| 1998 | B. Wyckoff | 27 | 52 |
| 1997 | W. Hampton | 27 | 58 |
| 1996 | A. Penn | 28 | 48 |
| 1995 | A. Peercy | 30 | 51 |
| 1994 | C. Derlak | 27 | 40 |
| 1993 | T. Paschal | 27 | 96 |
| 1992 | T. Paschal | 28 | 59 |
| 1991 | T. Paschal | 32 | 75 |
| 1990 | W. Burns | 29 | 77 |
| 1989 | C. Davis | 27 | 56 |
| 1988 | C. Davis | 21 | 41 |
| 1987 | B. Cliette | 24 | 91 |
| 1986 | S. Kaminski | 17 | 32 |
| 1985 | C. Slater | 28 | 42 |
| 1984 | S. Kaminski | 31 | 55 |
| 1983 | B. Cliette | 29 | 77 |
| 1982 | G. Stokes | 36 | 65 |
| 1981 | G. Stokes | 36 | 65 |
| 1980 | G. Stokes | 35 | 54 |

REBOUNDING

| YEAR | NAME | GAMES | REBOUNDS | AVG |
|------|--------------|-------|----------|------|
| 2022 | M. Jones | 30 | 170 | 5.7 |
| 2021 | M. Jones | 19 | 119 | 6.3 |
| 2020 | K. Gillespie | 32 | 279 | 8.7 |
| 2019 | K. Gillespie | 33 | 307 | 9.3 |
| 2018 | C. White | 33 | 254 | 7.7 |
| 2017 | I. Slaughter | 35 | 227 | 6.5 |
| 2016 | A. Bulgak | 33 | 259 | 7.8 |
| 2015 | A. Bulgak | 35 | 332 | 9.5 |
| 2014 | N. Howard | 33 | 307 | 9.3 |
| 2013 | N. Howard | 33 | 248 | 7.5 |
| 2012 | N. Howard | 31 | 282 | 9.1 |
| 2011 | C. Bravard | 32 | 250 | 7.8 |
| 2010 | J. Monroe | 35 | 255 | 7.3 |
| 2009 | J. Monroe | 34 | 251 | 7.4 |
| 2008 | J. Monroe | 33 | 203 | 6.2 |
| 2007 | B. Miller | 34 | 207 | 6.1 |
| 2006 | A. Gladden | 30 | 193 | 6.4 |
| 2005 | G. Adeduntan | 32 | 242 | 7.6 |
| 2004 | G. Choice | 20 | 110 | 5.5 |
| 2003 | K. Vujas | 30 | 193 | 6.4 |
| 2002 | T. Allen | 28 | 160 | 5.7 |
| 2001 | L. Torres | 31 | 310 | 10.0 |
| 2000 | B. Wyckoff | 24 | 170 | 7.1 |
| 1999 | B. Wyckoff | 27 | 214 | 7.9 |
| 1998 | B. Wyckoff | 27 | 268 | 8.0 |
| 1997 | L. Coleman | 27 | 164 | 6.1 |
| 1996 | C. Williams | 28 | 234 | 8.4 |
| 1995 | C. Williams | 30 | 224 | 7.5 |
| 1994 | K. Cobbins | 26 | 156 | 6.0 |
| 1993 | T. Paschal | 27 | 200 | 7.4 |
| 1992 | C. Dishman | 28 | 246 | 8.8 |
| 1991 | C. Dishman | 29 | 228 | 7.9 |
| 1990 | C. Dishman | 29 | 203 | 7.0 |
| 1989 | D. Collins | 26 | 145 | 5.6 |
| 1988 | S. Hall | 27 | 173 | 6.4 |
| 1987 | B. Cliette | 24 | 302 | 12.6 |
| 1986 | S. Hall | 28 | 233 | 8.3 |
| 1985 | S. Hall | 27 | 189 | 7.0 |
| 1984 | L. Rimson | 31 | 269 | 8.7 |
| 1983 | B. Cliette | 29 | 269 | 9.3 |
| 1982 | S. Galkantas | 34 | 296 | 8.7 |
| 1981 | S. Galkantas | 29 | 269 | 9.3 |
| 1980 | G. Stokes | 35 | 294 | 8.4 |
| 1979 | L. Lasseter | 22 | 222 | 10.0 |
| 1978 | C. Rivers | 22 | 226 | 10.3 |
| 1977 | C. Rivers | 24 | 336 | 14.0 |
| 1976 | P. Harstvedt | 29 | 247 | 8.5 |

ASSISTS

| YEAR | NAME | GAMES | ASSISTS |
|------|------|-------|---------|
|------|------|-------|---------|

| | | | |
|------|--------------|----|-----|
| 2022 | O. Gordon | 31 | 93 |
| 2021 | B. Jackson | 19 | 68 |
| 2020 | N. Ekhomu | 32 | 156 |
| 2019 | N. Ekhomu | 33 | 133 |
| 2018 | A. Alix | 32 | 201 |
| 2017 | B. Brown | 35 | 170 |
| 2016 | B. Brown | 33 | 139 |
| 2015 | L. Romero | 24 | 127 |
| 2014 | Y. Delgado | 33 | 216 |
| 2013 | Y. Delgado | 33 | 148 |
| 2012 | L. Rodriguez | 31 | 84 |
| 2011 | C. Ward | 32 | 132 |
| 2010 | C. Ward | 35 | 198 |
| 2009 | C. Ward | 34 | 170 |
| 2008 | S. Williams | 33 | 125 |
| 2007 | S. Williams | 31 | 116 |
| 2006 | H. Johnson | 30 | 106 |
| 2005 | H. Johnson | 32 | 127 |
| 2004 | S. Williams | 30 | 154 |
| 2003 | L. Neely | 28 | 83 |
| 2002 | A. Traylor | 28 | 79 |
| 2001 | A. Traylor | 31 | 117 |
| 2000 | A. Traylor | 29 | 145 |
| 1999 | J. Robinson | 27 | 104 |
| 1998 | J. Robinson | 26 | 96 |
| 1997 | J. Robinson | 27 | 110 |
| 1996 | J. Robinson | 28 | 78 |
| 1995 | A. Peercy | 30 | 123 |
| 1994 | A. Peercy | 27 | 100 |
| 1993 | A. Peercy | 26 | 129 |
| 1992 | D. Ryan | 28 | 94 |
| 1991 | W. Burns | 31 | 136 |
| 1990 | R. Corn | 30 | 119 |
| 1989 | W. Burns | 27 | 92 |
| 1988 | R. Corn | 27 | 75 |
| 1987 | S. Kaminski | 25 | 87 |
| 1986 | J. Piatnik | 27 | 80 |
| 1985 | C. Slater | 28 | 74 |
| 1984 | S. Kaminski | 31 | 155 |
| 1983 | L. Foglio | 29 | 96 |
| 1982 | L. Marnie | 36 | 135 |
| 1981 | L. Foglio | 27 | 98 |
| 1980 | R. Harper | 35 | 125 |
| 1979 | T. Tinsley | 27 | 102 |
| 1977 | S. Silsby | 23 | 184 |

3-POINT PERCENTAGE

| YEAR | NAME | GAMES | PCT |
|------|----------------|-------|------|
| 2022 | O. Gordon | 31 | .381 |
| 2021 | K. Weber | 19 | .397 |
| 2020 | S. PUISIS | 32 | .398 |
| 2019 | N. Ekhomu | 33 | .326 |
| 2018 | I. Wright | 32 | .383 |
| 2017 | L. Romero | 33 | .509 |
| 2016 | L. Romero | 30 | .447 |
| 2015 | L. Romero | 24 | .450 |
| 2014 | L. Coleman | 33 | .338 |
| 2013 | A. Deluzio | 33 | .365 |
| 2012 | L. Rodriguez | 31 | .381 |
| 2011 | C. Ward | 32 | .404 |
| 2010 | A. Deluzio | 35 | .404 |
| 2009 | C. Ward | 34 | .500 |
| 2008 | M. Freshour | 33 | .429 |
| 2007 | M. Freshour | 34 | .346 |
| 2006 | M. Freshour | 30 | .429 |
| 2005 | G. Adeduntan | 32 | .375 |
| 2004 | L. Liljestrand | 17 | .448 |
| 2003 | L. Liljestrand | 27 | .333 |
| 2002 | T. Allen | 28 | .400 |
| 2001 | B. Wyckoff | 31 | .330 |
| 2000 | M. Beal | 27 | .318 |
| 1999 | J. Robinson | 27 | .267 |
| 1998 | W. Hampton | 27 | .339 |
| 1997 | W. Hampton | 27 | .313 |
| 1996 | A. Penn | 28 | .474 |
| 1995 | W. Hampton | 30 | .326 |
| 1994 | A. Arnoldi | 25 | .394 |
| 1993 | D. Ryan | 27 | .422 |
| 1992 | C. Derlak | 27 | .286 |
| 1991 | W. Burns | 31 | .333 |
| 1990 | W. Burns | 29 | .280 |
| 1989 | R. Storey | 27 | .475 |

3-POINTERS MADE

| YEAR | NAME | GAMES | MADE |
|------|----------------|-------|------|
| 2022 | S. PUISIS | 31 | 44 |
| 2021 | S. PUISIS | 19 | 33 |
| 2020 | S. PUISIS | 32 | 49 |
| 2019 | K. Gillespie | 33 | 53 |
| 2018 | I. Wright | 32 | 103 |
| 2017 | I. Wright | 35 | 68 |
| 2016 | L. Romero | 30 | 38 |
| 2015 | M. Conwright | 36 | 68 |
| 2014 | M. Jones | 33 | 58 |
| 2013 | A. Deluzio | 33 | 54 |
| 2012 | A. Deluzio | 31 | 47 |
| 2011 | C. Ward | 32 | 78 |
| 2010 | C. Ward | 35 | 64 |
| | A. Harvin | 35 | 64 |
| 2009 | T. Davis-Cain | 34 | 77 |
| 2008 | M. Freshour | 33 | 66 |
| 2007 | T. Davis-Cain | 33 | 52 |
| 2006 | H. Johnson | 30 | 44 |
| 2005 | L. Liljestrand | 32 | 54 |
| 2004 | T. Allen | 30 | 44 |
| 2003 | T. Allen | 30 | 42 |
| 2002 | S. Whiting | 28 | 34 |
| 2001 | A. Traylor | 31 | 39 |
| 2000 | M. Beal | 27 | 27 |
| 1999 | J. Robinson | 27 | 31 |
| 1998 | W. Hampton | 27 | 40 |
| 1997 | W. Hampton | 27 | 51 |
| 1996 | W. Hampton | 28 | 28 |

| | | | |
|------|------------|----|----|
| 1995 | T. Rickman | 26 | 31 |
| 1994 | C. Derlak | 27 | 47 |
| 1993 | C. Derlak | 27 | 23 |
| 1992 | C. Derlak | 27 | 10 |
| 1991 | W. Burns | 31 | 41 |
| 1990 | W. Burns | 29 | 28 |
| 1989 | R. Storey | 27 | 47 |

3-POINT ATTEMPTS

| YEAR | NAME | GAMES | ATTEMPTS |
|------|-----------------------|-------|----------|
| 2022 | S. PUISIS | 31 | 116 |
| 2021 | S. PUISIS | 19 | 113 |
| 2020 | N. Ekhomu | 32 | 146 |
| 2019 | K. Gillespie | 33 | 172 |
| 2018 | I. Wright | 32 | 269 |
| 2017 | I. Wright | 35 | 355 |
| 2016 | E. Bingley | 31 | 110 |
| 2015 | M. Conwright | 36 | 189 |
| 2014 | M. Jones | 33 | 195 |
| 2013 | A. Deluzio | 33 | 148 |
| 2012 | A. Deluzio | 31 | 134 |
| 2011 | C. Ward | 32 | 193 |
| 2010 | A. Harvin | 35 | 177 |
| 2009 | T. Davis-Cain | 34 | 208 |
| 2008 | M. Freshour | 33 | 154 |
| 2007 | T. Davis-Cain | 33 | 181 |
| 2006 | H. Johnson | 30 | 124 |
| 2005 | L. Liljestrand | 32 | 153 |
| 2004 | T. Allen | 30 | 139 |
| 2003 | T. Allen | 30 | 155 |
| 2002 | A. Traylor/S. Whiting | 28 | 109 |
| 2001 | A. Traylor | 31 | 132 |
| 2000 | A. Traylor | 28 | 88 |
| 1999 | J. Robinson | 27 | 116 |
| 1998 | W. Hampton | 27 | 118 |
| 1997 | W. Hampton | 27 | 163 |
| 1996 | W. Hampton | 28 | 75 |
| 1995 | T. Rickman | 26 | 117 |
| 1994 | C. Derlak | 27 | 138 |
| 1993 | C. Derlak | 27 | 66 |
| 1992 | A. Peercy | 28 | 37 |
| 1991 | W. Burns | 31 | 123 |
| 1990 | W. Burns | 29 | 100 |
| 1989 | R. Storey | 27 | 99 |

BLOCKED SHOTS

| YEAR | NAME | GAMES | BLOCKS |
|------|-------------|-------|--------|
| 2022 | M. Timpson | 31 | 31 |
| 2021 | V. Myers | 19 | 25 |
| 2020 | R. Baldwin | 32 | 31 |
| 2019 | V. Myers | 33 | 54 |
| 2018 | C. White | 33 | 54 |
| 2017 | C. White | 35 | 50 |
| 2016 | A. Bulgak</ | | |

COACHING RECORDS



MILLIE USHER
1974-76



DIANNE MURPHY
1976-79




JAN DYKEHOUSE-ALLEN
1979-86



MARYNELL MEADORS
1986-96



CHRIS GOBRECHT
1996-97




SUE SEMRAU
1997-Present

FLORIDA STATE HEAD COACHES

| COACH | YEARS | WINS | LOSSES | PCT |
|---------------------|------------------|------------------------|------------|-------------|
| Sue Semrau | 1997-pres | 470 [^] | 271 | .634 |
| Chris Gobrecht | 1996-97 | 5 | 22 | .185 |
| Marynell Meadors | 1986-96 | 132 | 152 | .465 |
| Jan Dykehouse-Allen | 1979-86 | 111 | 108 | .507 |
| Dianne Murphy | 1976-79 | 37 | 35 | .514 |
| Millie Usher | 1974-76 | 27 | 28 | .491 |
| Joel Thirer | 1973-74 | 9 | 6 | .600 |
| Eddie Cubbon | 1972-73 | 11 | 5 | .688 |
| Brooke Wyckoff | 2020-21 | 10 | 9 | .526 |
| TOTALS | 1972-PRES | 812[^] | 636 | .561 |

[^]22 victories vacated by the NCAA from the 2006-07 & 2007-08 seasons.



Coach Jan Dykehouse-Allen



Coach Marynell Meadors

YEAR-BY-YEAR RECORD

| COACH | YEARS | WINS | LOSSES | PCT |
|-----------------------|----------------------------|------------------------|------------|-------------|
| 1970-71 | Barbara Hollingsworth (GA) | | | |
| 1971-72 | Linda Warren (GA) | | | |
| 1972-73 | Eddie Cubbon (Faculty) | 11 | 5 | .688 |
| 1973-74 | Joel Thirer (GA) | 9 | 6 | .600 |
| 1974-75 | Millie Usher (GA) | 15 | 16 | .469 |
| 1975-76 | Millie Usher | 12 | 12 | .500 |
| 1976-77 | Dianne Murphy | 11 | 12 | .478 |
| 1977-78 | Dianne Murphy | 8 | 9 | .470 |
| 1978-79 | Dianne Murphy | 18 | 14 | .563 |
| 1979-80 | Janice Dykehouse | 13 | 22 | .371 |
| 1980-81 | Janice Dykehouse | 14 | 15 | .483 |
| 1981-82 | Janice Dykehouse | 28 | 10 | .737 |
| 1982-83 | Janice Dykehouse | 24 | 6 | .800 |
| 1983-84 | Janice Dykehouse | 13 | 18 | .419 |
| 1984-85 | Janice Dykehouse-Allen | 7 | 21 | .250 |
| 1985-86 | Janice Dykehouse-Allen | 12 | 16 | .429 |
| 1986-87 | Marynell Meadors | 9 | 19 | .321 |
| 1987-88 | Marynell Meadors | 9 | 18 | .333 |
| 1988-89 | Marynell Meadors | 16 | 11 | .593 |
| 1989-90 | Marynell Meadors | 21 | 9 | .700 |
| 1990-91 | Marynell Meadors | 25 | 7 | .781 |
| 1991-92 | Marynell Meadors | 17 | 11 | .607 |
| 1992-93 | Marynell Meadors | 13 | 14 | .482 |
| 1993-94 | Marynell Meadors | 6 | 21 | .222 |
| 1994-95 | Marynell Meadors | 8 | 22 | .267 |
| 1995-96 | Marynell Meadors | 8 | 20 | .286 |
| 1996-97 | Chris Gobrecht | 5 | 22 | .185 |
| 1997-98 | Sue Semrau | 9 | 18 | .333 |
| 1998-99 | Sue Semrau | 7 | 20 | .259 |
| 1999-00 | Sue Semrau | 12 | 17 | .414 |
| 2000-01 | Sue Semrau | 19 | 12 | .613 |
| 2001-02 | Sue Semrau | 13 | 15 | .464 |
| 2002-03 | Sue Semrau | 17 | 13 | .567 |
| 2003-04 | Sue Semrau | 15 | 15 | .500 |
| 2004-05 | Sue Semrau | 24 | 8 | .750 |
| 2005-06 | Sue Semrau | 20 | 10 | .667 |
| 2006-07 | Sue Semrau | 24 | 10 | .706 |
| 2007-08 | Sue Semrau | 19 | 14 | .576 |
| 2008-09 | Sue Semrau | 26 | 8 | .765 |
| 2009-10 | Sue Semrau | 29 | 6 | .824 |
| 2010-11 | Sue Semrau | 24 | 8 | .750 |
| 2011-12 | Sue Semrau | 14 | 17 | .452 |
| 2012-13 | Sue Semrau | 23 | 10 | .697 |
| 2013-14 | Sue Semrau | 21 | 12 | .636 |
| 2014-15 | Sue Semrau | 32 | 5 | .865 |
| 2015-16 | Sue Semrau | 25 | 8 | .758 |
| 2016-17 | Sue Semrau | 28 | 7 | .800 |
| 2017-18 | Sue Semrau | 26 | 7 | .788 |
| 2018-19 | Sue Semrau | 24 | 9 | .727 |
| 2019-20 | Sue Semrau | 24 | 8 | .750 |
| 2020-21 | Brooke Wyckoff | 10 | 9 | .526 |
| 2021-22 | Sue Semrau | 17 | 14 | .548 |
| 50-Year Totals | | 834[*] | 636 | .567 |

^{*}Does not include 22 victories vacated by the NCAA from the 2006-07 & 2007-08 seasons

COACHING RECORDS



ALL-TIME ASSISTANT COACHES AND GRADUATE ASSISTANTS

| | |
|---------------------|-----------------------|
| Allen, Wayne | 1984-87 |
| Atkinson, Danielle | 2014-18 |
| Brown, Julie* | 1988-90, 2006-07 |
| Browne, Anucha* | 1985-86 |
| Blanton, Ke'Sha* | 2010-12 |
| Carter, Craig | 2021-Present |
| Carter, JC | 2018-20 |
| Cecil, Victoria* | 2016-17 |
| Close, Cori | 2004-2011 |
| Cooney, Margaret* | 1980-81 |
| Davies, Leslie | 1997-00 |
| Dunston, Jillian | 2018-20 |
| Gaw, Wrenetta* | 1986-88 |
| Gernatt, Theresa | 1996-04 |
| Givens, Jamey* | 2009-2011 |
| Glover, Freda | 1987-93 |
| Harris, Raphael* | 2007-09 |
| Hartmann, Terri* | 1984-85 |
| Haynes, Rene* | 2011-12 |
| Heintz, Roy | 2000-02 |
| Hughey, Ron | 2012-14 |
| Hunter, Shun* | 2003-05 |
| Jenkins, Aaron* | 2016-18 |
| Johnson, Angie | 1997-12 |
| Jordan, Kelly | 1984-86 |
| Karlon, Michelle* | 2000-02 |
| Kjaerholt, Nicholas | 2018-20 |
| King, Latara* | 2013-15 |
| Kraemer, Karen* | 1991-93 |
| Lang, Erika | 1996-97 |
| Lassiter, Brooke* | 2002-03 |
| Lent, Michele* | 1983-84 |
| Linville, Tristin* | 2014-16 |
| Markey, Robyn | 1986-92 |
| McCorvey, Joy | 2018-21 |
| McNelis, Dennis | 1980-83 |
| Narbut, Buz | 1983-84 |
| Owen, Heidi* | 1981-83 |
| Panek, Sue | 1993-96 |
| Parker, Melissa* | 2000-02 |
| Petersen, Josh* | 2012-14 |
| Polk, Jonelle | 1994-96 |
| Ramaker, Rob* | 2005-06 |
| Reitz, Joanna* | 2007-2010 |
| Rivers, Cherry | 1981-84 |
| Roulier, Jenny* | 2004-07 |
| Sam, Autumn* | 2002-04 |
| Schmidt, Mark | 1992-96 |
| Sheffield, Ed* | 1990-92 |
| Slaughter, Ivey* | 2020-22 |
| Sowada, Karen | 1996-97 |
| Stoehr, Scott | 2002-03 |
| Toles, Morgan | 2014-16; 2020-Present |
| White, Lance | 2003-18 |
| Wiggins, Matt* | 2003-04 |
| Wyckoff, Brooke | 2011-2022 |

*Denotes Graduate Assistants



Dianne Murphy



Millie Usher



Marynell Meadors

SERIES RECORDS

AKRON: 2-0

| HOME | AWAY | NEUTRAL |
|---------|------|-----------|
| 0-0 | 2-0 | 0-0 |
| 2002-03 | W | 74-46 (A) |
| 2011-12 | W | 90-64 (A) |

ALABAMA: 5-5

| HOME | AWAY | NEUTRAL |
|---------|------|-----------|
| 1-2 | 2-1 | 2-1 |
| 1979-80 | L | 61-88 |
| 1980-81 | W | 77-76 (N) |
| 1982-83 | W | 73-64 (A) |
| | L | 61-64 (H) |
| 1987-88 | L | 64-70 (H) |
| 1988-89 | L | 68-70 (A) |
| 1989-90 | W | 81-76 (A) |
| 1990-91 | W | 88-65 (H) |
| 1993-94 | L | 33-87 (N) |
| 2010-11 | W | 68-61 (N) |

ALABAMA A&M: 1-0

| HOME | AWAY | NEUTRAL |
|---------|------|-----------|
| 1-0 | 0-0 | 0-0 |
| 2011-12 | W | 86-41 (H) |

ALABAMA STATE: 4-2

| HOME | AWAY | NEUTRAL |
|---------|------|-----------|
| 4-0 | 0-0 | 0-2 |
| 1976-77 | L | 73-80 (N) |
| 1978-79 | L | 73-95 (N) |
| 2002-03 | W | 89-61 (H) |
| 2007-08 | W | 94-42 (H) |
| 2010-11 | W | 89-39 (H) |
| 2014-15 | W | 91-49 (H) |

ALASKA: 1-0

| HOME | AWAY | NEUTRAL |
|---------|------|-----------|
| 0-0 | 0-0 | 1-0 |
| 1983-84 | W | 77-63 (N) |

ALBANY STATE: 4-7

| HOME | AWAY | NEUTRAL |
|---------|------|----------------|
| 3-4 | 1-3 | 0-0 |
| 1974-75 | W | 62-55 (H) |
| | L | 43-61 (A) |
| 1975-76 | L | 50-71 (H) |
| | L | 44-73 (A) |
| 1976-77 | L | 38-87 (A) |
| | L | 73-80 (H) |
| 1977-78 | L | 86-94 (H) |
| 1982-83 | W | 94-52 (H) |
| 1984-85 | W | 66-60 (H) |
| 1985-86 | W | 72-69 (A) |
| 1986-87 | L | 71-72 (OT) (H) |

ALCORN STATE: 1-0

| HOME | AWAY | NEUTRAL |
|---------|------|-----------|
| 1-0 | 0-0 | 1-0 |
| 2009-10 | W | 78-50 (H) |

APPALACHIAN STATE: 2-1

| HOME | AWAY | NEUTRAL |
|---------|------|-----------|
| 2-0 | 0-0 | 1-0 |
| 1978-79 | L | 83-89 (N) |
| 1989-90 | W | 77-62 (H) |
| 1990-91 | W | 96-57 (H) |

ARIZONA STATE: 3-3

| HOME | AWAY | NEUTRAL |
|---------|------|-----------|
| 1-0 | 0-1 | 2-2 |
| 1983-84 | L | 70-85 (N) |
| 2008-09 | L | 58-63 (N) |
| 2010-11 | W | 65-55 (N) |
| 2014-15 | W | 66-65 (N) |
| 2015-16 | L | 56-68 (A) |
| 2017-18 | W | 77-66 (H) |

ARKANSAS: 0-1

| HOME | AWAY | NEUTRAL |
|---------|------|-----------|
| 0-0 | 0-0 | 0-1 |
| 2011-12 | L | 52-55 (N) |

ARMY: 1-0

| HOME | AWAY | NEUTRAL |
|---------|------|-----------|
| 0-0 | 0-0 | 1-0 |
| 1982-83 | W | 69-60 (N) |

AUBURN: 3-9

| HOME | AWAY | NEUTRAL |
|---------|------|-----------|
| 1-3 | 1-5 | 1-1 |
| 1973-74 | W | 53-52 (N) |
| 1974-75 | L | 51-64 (N) |
| 1982-83 | L | 43-73 (A) |
| 1983-84 | L | 53-72 (H) |
| 1984-85 | L | 58-76 (A) |
| 1989-90 | L | 63-80 (A) |
| 1990-91 | L | 64-79 (H) |
| 1999-00 | L | 52-55 (H) |
| 2001-02 | L | 59-71 (A) |

| | | |
|---------|---|-----------|
| 2002-03 | L | 57-68 (A) |
| 2009-10 | W | 82-67 (H) |
| 2010-11 | W | 67-61 (A) |

AUSTIN PEAY: 1-0

| HOME | AWAY | NEUTRAL |
|---------|------|-----------|
| 1-0 | 0-0 | 0-0 |
| 2001-02 | W | 89-65 (H) |

BARRY: 1-0

| HOME | AWAY | NEUTRAL |
|---------|------|-----------|
| 0-0 | 0-0 | 1-0 |
| 1973-74 | W | 50-33 (N) |

BAYLOR: 0-2

| HOME | AWAY | NEUTRAL |
|---------|------|-----------|
| 0-0 | 0-0 | 0-2 |
| 2012-13 | L | 47-85 (N) |
| 2015-16 | L | 58-78 (N) |

BETHUNE-COOKMAN: 1-0

| HOME | AWAY | NEUTRAL |
|---------|------|------------|
| 1-0 | 0-0 | 0-0 |
| 2014-15 | W | 103-34 (H) |

BOSTON COLLEGE: 18-2

| HOME | AWAY | NEUTRAL |
|------|------|---------|
| 8-1 | 8-0 | 2-1 |

ACC GAMES: 18-2

| HOME | AWAY | TOURNAMENT |
|---------|------|------------|
| 8-1 | 8-0 | 2-1 |
| 2005-06 | W | 71-60 (H) |
| 2006-07 | W | 72-53 (A) |
| 2007-08 | W | 71-65 (H) |
| 2008-09 | W | 64-53 (A) |
| | W | 83-71 (N) |
| 2009-10 | W | 85-64 (H) |
| | L | 60-67 (N) |
| 2010-11 | W | 102-93 (A) |
| 2011-12 | W | 68-59 (A) |
| 2012-13 | W | 76-70 (H) |
| | W | 67-57 (A) |
| 2013-14 | W | 72-55 (H) |
| 2014-15 | W | 86-68 (A) |
| 2015-16 | W | 75-42 (H) |
| 2016-17 | W | 85-53 (A) |
| 2017-18 | W | 67-39 (H) |
| 2018-19 | W | 91-71 (A) |
| 2019-20 | L | 56-65 (H) |
| 2021-22 | W | 66-58 (H) |
| | W | 63-58 (N) |

BRIGHAM YOUNG: 1-2

| HOME | AWAY | NEUTRAL |
|---------|------|-----------|
| 0-0 | 0-0 | 1-2 |
| 1981-82 | W | 75-71 (N) |
| 1983-84 | L | 61-76 (N) |
| 2021-22 | L | 54-61 (N) |

BUFFALO: 0-1

| HOME | AWAY | NEUTRAL |
|---------|------|-----------|
| 0-1 | 0-0 | 0-0 |
| 2017-18 | L | 65-86 (H) |

BUTLER: 0-1

| HOME | AWAY | NEUTRAL |
|---------|------|-----------|
| 0-1 | 0-0 | 0-0 |
| 1991-92 | L | 68-71 (H) |

BUCK GREEN: 1-0

| HOME | AWAY | NEUTRAL |
|---------|------|-----------|
| 1-0 | 0-0 | 0-0 |
| 1972-73 | W | 62-35 (H) |

BUCKNELL: 1-0

| HOME | AWAY | NEUTRAL |
|---------|------|-----------|
| 0-0 | 0-0 | 1-0 |
| 2018-19 | W | 70-67 (N) |

CALIFORNIA: 0-1

| HOME | AWAY | NEUTRAL |
|---------|------|-----------|
| 0-0 | 0-0 | 0-1 |
| 1992-93 | L | 50-69 (N) |

CAL STATE-FULLERTON: 1-0

| HOME | AWAY | NEUTRAL |
|---------|------|-----------|
| 0-0 | 1-0 | 0-0 |
| 1998-99 | W | 84-73 (A) |

CENTRAL MICHIGAN: 1-0

| HOME | AWAY | NEUTRAL |
|---------|------|------------|
| 0-0 | 0-0 | 1-0 |
| 1988-89 | W | 100-78 (N) |

CENTRAL MISSOURI: 0-1

| HOME | AWAY | NEUTRAL |
|---------|------|-----------|
| 0-0 | 0-0 | 0-1 |
| 1980-81 | L | 60-69 (N) |

CHARLESTON SOUTHERN: 3-0

| HOME | AWAY | NEUTRAL |
|------|------|---------|
| 3-0 | 0-0 | 0-0 |

| | | |
|---------|---|-----------|
| 1997-98 | W | 72-51 (H) |
| 2019-20 | W | 88-36 (H) |
| 2021-22 | W | 83-32 (H) |

CHARLOTTE: 3-1

| HOME | AWAY | NEUTRAL |
|---------|------|-----------|
| 1-1 | 1-0 | 1-0 |
| 1989-90 | L | 50-63 (H) |
| 2004-05 | W | 83-72 (N) |
| 2011-12 | W | 64-62 (H) |
| 2012-13 | W | 70-54 (A) |

CHICAGO STATE: 2-0

| HOME | AWAY | NEUTRAL |
|---------|------|-----------|
| 1-0 | 1-0 | 0-0 |
| 1999-00 | W | 73-49 (A) |
| 2000-01 | W | 85-45 (H) |

CINCINNATI: 13-8

| HOME | AWAY | NEUTRAL |
|---------|------|-----------|
| 5-3 | 5-3 | 3-2 |
| 1978-79 | W | 61-57 (N) |
| 1980-81 | L | 65-91 (A) |
| 1982-83 | W | 84-61 (N) |
| 1983-84 | W | 83-72 (H) |
| 1984-85 | L | 73-83 (A) |
| 1985-86 | W | 75-72 (H) |
| | L | 45-77 (N) |
| 1986-87 | L | 53-55 (H) |
| | W | 70-50 (A) |
| 1987-88 | L | 59-70 (H) |
| | L | 66-58 (A) |
| | L | 76-78 (H) |
| 1988-89 | L | 45-66 (A) |
| | W | 62-57 (H) |
| | L | 47-57 (N) |
| 1989-90 | W | 61-44 (H) |
| | W | 57-44 (A) |
| 1990-91 | W | 90-61 (H) |
| | W | 67-49 (A) |
| | W | 89-51 (N) |
| 2013-14 | W | 63-58 (A) |

CLEMSON: 35-27

| HOME | AWAY | NEUTRAL |
|-------|-------|---------|
| 18-12 | 17-13 | 0-2 |

ACC GAMES: 34-27

| HOME | AWAY | TOURNAMENT |
|---------|-------|----------------|
| 18-12 | 17-13 | 0-1 |
| 1980-81 | L | 59-78 (N) |
| 1991-92 | L | 73-80 (A) |
| | W | 79-66 (H) |
| 1992-93 | L | 69-84 (H) |
| | L | 63-70 (A) |
| 1993-94 | L | 26-80 (A) |
| | L | 60-75 (H) |
| 1994-95 | L | 68-72 (A) |
| | L | 64-67 (H) |
| 1995-96 | L | 74-87 (H) |
| | L | 53-70 (A) |
| 1996-97 | L | 63-74 (A) |
| | L | 47-71 (H) |
| 1997-98 | L | 84-87 (H) |
| | L | 55-85 (A) |
| | L | 68-85 (N) |
| 1998-99 | L | 55-77 (A) |
| | L | 67-71 (H) |
| 1999-00 | L | 61-73 (H) |
| | L | 58-75 (A) |
| 2000-01 | L | 66-79 (A) |
| | L | 49-63 (H) |
| 2001-02 | L | 70-74 (A) |
| | L | 43-56 (H) |
| 2002-03 | W | 59-57 (A) |
| | W | 68-59 (H) |
| 2003-04 | W | 68-61 (A) |
| | W | 65-50 (H) |
| 2004-05 | W | 68-57 (A) |
| | W | 82-61 (H) |
| 2005-06 | W | 80-66 (H) |
| | W | 80-72 (OT) (A) |
| 2006-07 | W | 61-60 (A) |
| | W | 73-57 (H) |
| 2007-08 | W | 63-39 (A) |
| | L | 70-72 (H) |
| 2008-09 | W | 80-54 (H) |
| | W | 75-58 (A) |
| 2009-10 | W | 80-50 (A) |
| | W | 67-50 (H) |
| 2010-11 | W | 83-73 (A) |
| | W | 67-50 (H) |
| 2011-12 | W | 59-47 (H) |
| | W | 74-52 (A) |
| 2012-13 | W | 83-61 (H) |
| 2013-14 | W | 59-43 (A) |
| 2014-15 | W | 82-52 (A) |
| | W | 81-38 (H) |
| 2015-16 | W | 85-40 (A) |
| | W | 75-56 (H) |

| | | |
|---------|---|-----------------|
| 2016-17 | W | 86-27 (A) |
| | W | 80-47 (H) |
| 2017-18 | W | 69-47 (H) |
| | W | 91-43 (H) |
| 2018-19 | L | 45-57 (H) |
| | L | 68-73 (A) |
| 2019-20 | W | 81-64 (A) |
| | W | 81-54 (H) |
| 2020-21 | L | 69-72 (A) |
| | W | 95-88 (2OT) (H) |
| 2021-22 | W | 79-68 (A) |
| | W | 75-70 (H) |

COLGATE: 1-0

| HOME | AWAY | NEUTRAL |
|---------|------|-----------|
| 1-0 | 0-0 | 0-0 |
| 2004-05 | W | 64-43 (H) |

COLL. OF CHARLESTON: 1-1

| HOME | AWAY | NEUTRAL |
|---------|------|-----------|
| 1-0 | 0-0 | 0-1 |
| 1975-76 | L | 61-93 (N) |
| 2008-09 | W | 70-61 (H) |

COLORADO: 1-0

| HOME | AWAY | NEUTRAL |
|---------|------|-----------|
| 1-0 | 0-0 | 0-0 |
| 1984-85 | W | 70-61 (H) |

COLORADO STATE: 2-0

| HOME | AWAY | NEUTRAL |
|---------|------|---------|
| 1-0 | 0-0 | 1-0 |
| 1985-86 | W | |

SERIES RECORDS

| | | | |
|---------|---|--------|---------|
| 1995-96 | L | 30-92 | (A) |
| | L | 47-61 | (H) |
| 1996-97 | L | 46-87 | (A) |
| | L | 70-77 | (H) |
| 1997-98 | L | 76-96 | (A) |
| | L | 67-79 | (H) |
| 1998-99 | L | 72-91 | (A) |
| | L | 75-92 | (H) |
| | L | 57-90 | (N) |
| 1999-00 | L | 54-59 | (H) |
| | L | 52-87 | (A) |
| | L | 65-92 | (N) |
| 2000-01 | L | 60-73 | (H) |
| | W | 71-69 | (A) |
| | L | 56-72 | (N) |
| 2001-02 | L | 80-102 | (H) |
| | L | 55-88 | (A) |
| | L | 66-82 | (N) |
| 2002-03 | L | 63-81 | (A) |
| | L | 49-70 | (H) |
| 2003-04 | L | 66-79 | (A) |
| | W | 80-74 | (H) |
| 2004-05 | L | 64-75 | (A) |
| 2005-06 | L | 68-87 | (A) |
| 2006-07 | L | 60-73 | (H) |
| 2007-08 | L | 38-70 | (A) |
| | L | 67-81 | (N) |
| 2008-09 | W | 82-75 | (OT)(H) |
| | L | 57-75 | (N) |
| 2009-10 | L | 43-73 | (A) |
| 2010-11 | L | 70-87 | (H) |
| 2011-12 | L | 66-73 | (A) |
| | L | 57-67 | (H) |
| 2012-13 | L | 50-61 | (A) |
| | L | 66-72 | (N) |
| 2013-14 | L | 77-85 | (OT)(H) |
| 2014-15 | W | 74-58 | (H) |
| 2015-16 | W | 69-53 | (A) |
| 2016-17 | W | 69-45 | (H) |
| 2017-18 | L | 66-79 | (A) |
| 2018-19 | W | 66-62 | (H) |
| | W | 51-41 | (N) |
| 2019-20 | L | 64-66 | (A) |
| 2021-22 | W | 59-56 | (A) |

DUQUESNE: 0-2

| HOME | AWAY | NEUTRAL | |
|---------|------|---------|-----|
| 0-1 | 0-1 | 0-0 | |
| 1996-97 | L | 58-61 | (H) |
| 1997-98 | L | 61-92 | (A) |

EAST CAROLINA: 1-2

| HOME | AWAY | NEUTRAL | |
|---------|------|---------|-----|
| 0-1 | 1-1 | 0-0 | |
| 1979-80 | L | 61-69 | (A) |
| 1980-81 | L | 67-78 | (H) |
| 2006-07 | W | 62-44 | (A) |

EAST CENTRAL COLLEGE: 1-0

| HOME | AWAY | NEUTRAL | |
|---------|------|---------|-----|
| 0-0 | 0-0 | 1-0 | |
| 1972-73 | W | 45-44 | (N) |

EASTERN ILLINOIS: 1-0

| HOME | AWAY | NEUTRAL | |
|---------|------|---------|-----|
| 0-0 | 0-0 | 1-0 | |
| 2014-15 | W | 91-55 | (W) |

EASTERN KENTUCKY: 4-0

| HOME | AWAY | NEUTRAL | |
|---------|------|---------|-----|
| 2-0 | 0-0 | 2-0 | |
| 1991-92 | W | 72-65 | (H) |
| 2004-05 | W | 70-53 | (H) |
| 2012-13 | W | 90-51 | (N) |
| 2018-19 | W | 62-45 | (N) |

EAST TENNESSEE STATE: 1-0

| HOME | AWAY | NEUTRAL | |
|---------|------|---------|-----|
| 1-0 | 0-0 | 0-0 | |
| 2001-02 | W | 99-66 | (H) |

FAIRFIELD: 1-1

| HOME | AWAY | NEUTRAL | |
|---------|------|---------|-----|
| 0-0 | 0-0 | 1-1 | |
| 1984-85 | L | 64-71 | (N) |
| 2006-07 | W | 69-54 | (N) |

FAIRLEIGH-DICKINSON: 1-0

| HOME | AWAY | NEUTRAL | |
|---------|------|---------|-----|
| 0-0 | 0-0 | 1-0 | |
| 2003-04 | W | 88-77 | (N) |

FLAGLER: 5-4

| HOME | AWAY | NEUTRAL | |
|---------|------|---------|-----|
| 1-1 | 1-1 | 3-2 | |
| 1972-73 | W | 48-47 | (A) |
| | W | 46-39 | (N) |
| 1973-74 | L | 31-41 | (H) |
| | W | 76-49 | (H) |
| | W | 52-36 | (N) |

| | | | |
|---------|---|-------|-----|
| 1974-75 | L | 51-60 | (A) |
| | L | 52-59 | (N) |
| | W | 59-55 | (N) |
| | L | 45-53 | (N) |

FLORIDA: 38-45

| HOME | AWAY | NEUTRAL | |
|---------|-------|---------|---------|
| 21-15 | 10-23 | 7-7 | |
| 1973-74 | L | 39-44 | (A) |
| | W | 48-45 | (H) |
| | W | 54-35 | (N) |
| | W | 32-31 | (N) |
| 1974-75 | L | 44-67 | (H) |
| | W | 53-47 | (H) |
| | L | 41-49 | (A) |
| | W | 44-28 | (N) |
| 1975-76 | W | 65-59 | (H) |
| | L | 45-64 | (A) |
| | L | 45-68 | (N) |
| | L | 39-65 | (N) |
| 1976-77 | L | 54-80 | (A) |
| | L | 65-67 | (H) |
| | L | 67-72 | (N) |
| | L | 60-72 | (N) |
| 1977-78 | W | 93-66 | (H) |
| | L | 63-102 | (A) |
| | W | 100-80 | (N) |
| 1978-79 | W | 88-79 | (H) |
| | W | 91-72 | (A) |
| | W | 89-85 | (N) |
| | W | 101-94 | (N) |
| 1979-80 | W | 92-77 | (A) |
| | W | 88-84 | (H) |
| | L | 67-78 | (N) |
| | W | 84-76 | (N) |
| | L | 71-84 | (N) |
| 1980-81 | W | 90-48 | (H) |
| | L | 81-83 | (A) |
| 1981-82 | L | 60-63 | (H) |
| | W | 86-79 | (A) |
| 1982-83 | W | 68-63 | (A) |
| | W | 89-67 | (H) |
| 1983-84 | W | 74-70 | (H) |
| | L | 57-65 | (A) |
| 1984-85 | L | 43-64 | (A) |
| | L | 58-79 | (H) |
| 1985-86 | L | 68-77 | (H) |
| | L | 76-81 | (A) |
| 1986-87 | L | 65-69 | (H) |
| | L | 59-70 | (H) |
| 1987-88 | W | 71-55 | (H) |
| 1988-89 | L | 60-63 | (A) |
| 1989-90 | W | 63-62 | (H) |
| 1990-91 | W | 79-78 | (A) |
| 1991-92 | W | 90-78 | (OT)(H) |
| 1992-93 | L | 78-81 | (A) |
| 1993-94 | L | 54-73 | (H) |
| 1994-95 | L | 80-91 | (H) |
| | L | 62-81 | (A) |
| 1995-96 | L | 56-74 | (N) |
| | L | 37-76 | (H) |
| 1996-97 | L | 48-75 | (N) |
| | L | 59-77 | (A) |
| 1997-98 | L | 64-73 | (A) |
| | L | 57-69 | (H) |
| | L | 89-106 | (A) |
| 1998-99 | L | 74-82 | (H) |
| 1999-00 | L | 65-79 | (A) |
| 2000-01 | L | 74-78 | (OT)(H) |
| 2002-03 | L | 69-80 | (A) |
| 2003-04 | L | 60-74 | (H) |
| 2004-05 | W | 72-62 | (A) |
| 2005-06 | W | 82-62 | (H) |
| | L | 62-72 | (A) |
| 2006-07 | W | 88-66 | (H) |
| 2007-08 | W | 81-78 | (A) |
| 2008-09 | L | 57-72 | (H) |
| 2009-10 | W | 66-62 | (A) |
| 2010-11 | W | 74-72 | (H) |
| 2011-12 | L | 58-72 | (A) |
| 2012-13 | W | 98-67 | (H) |
| 2013-14 | W | 76-68 | (H) |
| 2014-15 | W | 77-51 | (A) |
| 2015-16 | L | 72-82 | (A) |
| 2016-17 | W | 83-58 | (H) |
| 2017-18 | W | 84-54 | (A) |
| 2018-19 | W | 63-56 | (H) |
| 2019-20 | W | 66-55 | (A) |
| 2020-21 | W | 81-75 | (H) |
| 2021-22 | L | 55-69 | (A) |

FLORIDA ATLANTIC: 7-2

| HOME | AWAY | NEUTRAL | |
|---------|------|---------|-----|
| 5-0 | 2-2 | 0-0 | |
| 1986-87 | L | 38-42 | (A) |
| 1991-92 | W | 96-64 | (H) |
| 1992-93 | W | 97-67 | (H) |
| 1993-94 | L | 64-67 | (A) |
| 1994-95 | W | 69-55 | (H) |

| | | | |
|---------|---|-------|-----|
| 1995-96 | W | 69-46 | (A) |
| 1996-97 | W | 79-63 | (H) |
| 2004-05 | W | 65-40 | (H) |
| 2005-06 | W | 76-63 | (A) |

FLORIDA A&M: 25-8

| HOME | AWAY | NEUTRAL | |
|---------|------|---------|-----|
| 15-5 | 9-3 | 0-1 | |
| 1972-73 | W | 53-47 | (H) |
| | W | 57-52 | (A) |
| 1974-75 | W | 77-34 | (H) |
| | W | 47-26 | (A) |
| 1977-78 | W | 84-59 | (H) |
| 1978-79 | L | 79-84 | (H) |
| | L | 61-77 | (A) |
| 1979-80 | W | 74-61 | (H) |
| | L | 60-67 | (A) |
| 1980-81 | W | 76-64 | (H) |
| | W | 76-61 | (A) |
| 1981-82 | L | 86-87 | (A) |
| | W | 59-58 | (H) |
| | W | 76-65 | (N) |
| 1982-83 | W | 66-60 | (A) |
| | W | 82-65 | (H) |
| 1983-84 | W | 80-64 | (A) |
| 1984-85 | L | 57-61 | (H) |
| 1985-86 | L | 65-83 | (H) |
| 1986-87 | W | 79-72 | (H) |
| 1987-88 | L | 68-73 | (N) |
| 1988-89 | W | 75-68 | (H) |
| 1989-90 | W | 87-60 | (H) |
| 1990-91 | W | 92-62 | (H) |
| 1991-92 | W | 100-71 | (A) |
| 1992-93 | W | 79-58 | (H) |
| 1993-94 | W | 70-68 | (A) |
| 1994-95 | L | 65-73 | (H) |
| 1995-96 | W | 90-65 | (A) |
| 1996-97 | W | 91-59 | (H) |
| 1997-98 | W | 79-70 | (A) |
| 2004-05 | W | 85-66 | (H) |

FLORIDA GULF COAST: 3-0

| HOME | AWAY | NEUTRAL | |
|---------|------|---------|-----|
| 2-0 | 1-0 | 0-0 | |
| 2007-08 | W | 93-53 | (A) |
| 2008-09 | W | 81-62 | (H) |
| 2014-15 | W | 65-47 | (H) |

FLORIDA INTERNATIONAL: 8-2

| HOME | AWAY | NEUTRAL | |
|---------|------|---------|-----|
| 2-2 | 2-0 | 4-0 | |
| 1975-76 | W | 58-35 | (N) |
| | W | 81-44 | (N) |
| 1976-77 | W | 66-41 | (N) |
| 1981-82 | W | 74-64 | (A) |
| 1982-83 | W | 77-65 | (H) |
| 1997-98 | L | 63-66 | (H) |
| 1998-99 | L | 62-75 | (H) |
| 1999-00 | W | 76-55 | (A) |
| 2002-03 | W | 77-51 | (H) |
| 2007-08 | W | 70-50 | (N) |

FLORIDA SOUTHERN: 1-0

| HOME | AWAY | NEUTRAL | |
|---------|------|---------|-----|
| 1-0 | 0-0 | 0-0 | |
| 1979-80 | W | 97-58 | (H) |

FLORIDA TECH: 1-0

| HOME | AWAY | NEUTRAL | |
|---------|------|---------|-----|
| 0-0 | 1-0 | 0-0 | |
| 1976-77 | W | 77-63 | (A) |

FORDHAM: 6-0

| HOME | AWAY | NEUTRAL | |
|---------|------|---------|-----|
| 1-0 | 3-0 | 2-0 | |
| 1984-85 | W | 88-81 | (N) |
| 2000-01 | W | 73-52 | (A) |
| 2004-05 | W | 65-61 | (N) |
| 2005-06 | W | 73-50 | (A) |
| 2006-07 | W | 84-34 | (A) |
| 2007-08 | W | 77-42 | (H) |

FORT VALLEY: 0-1

| HOME | AWAY | NEUTRAL | |
|---------|------|---------|-----|
| 0-0 | 0-0 | 0-1 | |
| 1974-75 | L | 43-58 | (N) |

FRESNO STATE: 1-0

| HOME | AWAY | NEUTRAL | |
|---------|------|---------|-----|
| 0-0 | 0-0 | 1-0 | |
| 1994-95 | W | 67-62 | (N) |

FURMAN: 2-0

| HOME | AWAY | NEUTRAL | |
|---------|------|---------|-----|
| 0-0 | 0-0 | 2-0 | |
| 1995-96 | W | 60-56 | (N) |
| 2014-15 | W | 94-63 | (N) |

GEORGETOWN: 1-1

| HOME | AWAY | NEUTRAL | |
|---------|------|---------|-----|
| 0-0 | 0-1 | 1-0 | |
| 1984-85 | L | 69-77 | (A) |
| 1985-86 | W | 78-74 | (N) |

GEORGIA: 0-8

| HOME | AWAY | NEUTRAL | |
|---------|------|---------|-------|
| 0-2 | 0-3 | 0-3 | |
| 1987-88 | L | 72-91 | (H) |
| 1988-89 | L | 70-90 | (A) |
| 1989-90 | L | 76-80 | (H) |
| 1990-91 | L | 71-91 | (A) |
| 1998-99 | L | 72-95 | (A) |
| 2006-07 | L | 60-73 | (N) |
| 2007-08 | L | 62-71 | OT(N) |
| 2010-11 | L | 59-61 | (N) |

GEORGIA SOUTHERN: 4-5

| HOME | AWAY | NEUTRAL | |
|---------|------|---------|---------|
| 2-2 | 2-3 | 0-0 | |
| 1974-75 | L | 53-65 | (A) |
| 1975-76 | L | 54-83 | (A) |
| 1977-78 | L | 59-86 | (A) |
| | L | 71-79 | (H) |
| 1981-82 | L | 78-81 | (H) |
| 1987-88 | W | 83-77 | (OT)(A) |
| 1988-89 | W | 105-78 | (H) |
| 1989-90 | W | 80-49 | (A) |
| 2005-06 | W | 82-51 | (H) |

GEORGIA STATE: 4-1

| HOME | AWAY | NEUTRAL | |
|---------|------|---------|-----|
| 3-0 | 1-1 | 0-0 | |
| 1980-81 | L | 79-96 | (A) |
| 2002-03 | W | 73-60 | (H) |
| 2009-10 | W | 66-53 | (A) |
| 2011-12 | W | 94-74 | (H) |
| 2019-20 | W | 79-43 | (|

SERIES RECORDS

| GONZAGA: 1-0 | | | |
|---------------------|------|---------|-----|
| HOME | AWAY | NEUTRAL | |
| 0-0 | 0-0 | 1-0 | |
| 2016-17 | W | 87-69 | (N) |

| GRAMBLING: 3-0 | | | |
|-----------------------|------|---------|-----|
| HOME | AWAY | NEUTRAL | |
| 2-0 | 1-0 | 0-0 | |
| 2012-13 | W | 96-60 | (H) |
| 2017-18 | W | 96-53 | (A) |
| 2021-22 | W | 76-53 | (H) |

| HARTFORD: 1-0 | | | |
|----------------------|------|---------|-----|
| HOME | AWAY | NEUTRAL | |
| 0-0 | 0-0 | 1-0 | |
| 2014-15 | W | 69-59 | (N) |

| HARVARD: 1-0 | | | |
|---------------------|------|---------|-----|
| HOME | AWAY | NEUTRAL | |
| 1-0 | 0-0 | 0-0 | |
| 2003-04 | W | 96-82 | (H) |

| HAWAII: 1-0 | | | |
|--------------------|------|---------|-----|
| HOME | AWAY | NEUTRAL | |
| 0-0 | 0-0 | 1-0 | |
| 2009-10 | W | 83-39 | (N) |

| HIGH POINT: 1-0 | | | |
|------------------------|------|---------|-----|
| HOME | AWAY | NEUTRAL | |
| 1-0 | 0-0 | 0-0 | |
| 2006-07 | W | 67-39 | (H) |

| HOFSTRA: 1-0 | | | |
|---------------------|------|---------|-----|
| HOME | AWAY | NEUTRAL | |
| 0-0 | 0-0 | 1-0 | |
| 2007-08 | W | 72-54 | (N) |

| HOUSTON: 0-1 | | | |
|---------------------|------|---------|-----|
| HOME | AWAY | NEUTRAL | |
| 0-1 | 0-0 | 0-0 | |
| 2021-22 | L | 68-78 | (H) |

| HOWARD: 1-0 | | | |
|--------------------|------|---------|-----|
| HOME | AWAY | NEUTRAL | |
| 1-0 | 0-0 | 0-0 | |
| 1988-89 | W | 101-73 | (H) |

| IDAHO: 0-1 | | | |
|-------------------|------|---------|-----|
| HOME | AWAY | NEUTRAL | |
| 0-0 | 0-0 | 0-1 | |
| 1983-84 | L | 74-75 | (N) |

| ILLINOIS: 1-0 | | | |
|----------------------|------|---------|-----|
| HOME | AWAY | NEUTRAL | |
| 0-0 | 0-0 | 1-0 | |
| 2021-22 | W | 67-58 | (N) |

| ILLINOIS-CHICAGO: 1-0 | | | |
|------------------------------|------|---------|-----|
| HOME | AWAY | NEUTRAL | |
| 1-0 | 0-0 | 0-0 | |
| 2019-20 | W | 86-42 | (H) |

| INDIANA: 4-1 | | | |
|---------------------|------|---------|-----|
| HOME | AWAY | NEUTRAL | |
| 1-1 | 3-0 | 0-0 | |
| 1980-81 | L | 76-79 | (H) |
| 2001-02 | W | 62-61 | (A) |
| 2002-03 | W | 58-47 | (H) |
| 2007-08 | W | 85-78 | (A) |
| 2009-10 | W | 82-74 | (A) |

| IOWA: 3-0 | | | |
|------------------|------|---------|-----|
| HOME | AWAY | NEUTRAL | |
| 1-0 | 1-0 | 1-0 | |
| 2012-13 | W | 83-69 | (H) |
| 2017-18 | W | 94-93 | (A) |
| 2018-19 | W | 71-67 | (N) |

| IOWA STATE: 1-1 | | | |
|------------------------|------|---------|-----|
| HOME | AWAY | NEUTRAL | |
| 0-0 | 0-0 | 1-1 | |
| 2000-01 | L | 70-85 | (N) |
| 2013-14 | W | 55-44 | (N) |

| IUPUI: 1-0 | | | |
|-------------------|------|---------|-----|
| HOME | AWAY | NEUTRAL | |
| 0-0 | 1-0 | 0-0 | |
| 2001-02 | W | 78-68 | (A) |

| JACKSONVILLE: 9-0 | | | |
|--------------------------|------|---------|-----|
| HOME | AWAY | NEUTRAL | |
| 8-0 | 1-0 | 0-0 | |
| 2001-02 | W | 97-51 | (H) |
| 2002-03 | W | 71-51 | (A) |
| 2013-14 | W | 71-33 | (H) |
| 2014-15 | W | 73-46 | (H) |
| 2015-16 | W | 77-60 | (H) |
| 2016-17 | W | 90-47 | (H) |

| | | | |
|---------|---|-------|-----|
| 2017-18 | W | 82-50 | (H) |
| 2019-20 | W | 75-41 | (H) |
| 2021-22 | W | 64-39 | (H) |

| JACKSONVILLE STATE: 4-0 | | | |
|--------------------------------|------|---------|-----|
| HOME | AWAY | NEUTRAL | |
| 3-0 | 1-0 | 0-0 | |
| 2010-11 | W | 87-39 | (H) |
| 2016-17 | W | 73-62 | (H) |
| 2017-18 | W | 75-51 | (A) |
| 2018-19 | W | 79-46 | (H) |

| JAMES MADISON: 2-0 | | | |
|---------------------------|------|---------|-----|
| HOME | AWAY | NEUTRAL | |
| 1-0 | 1-0 | 0-0 | |
| 2016-17 | W | 84-64 | (H) |
| 2017-18 | W | 79-63 | (A) |

| JOHN ABBOTT: 2-0 | | | |
|-------------------------|------|---------|-----|
| HOME | AWAY | NEUTRAL | |
| 2-0 | 0-0 | 0-0 | |
| 1976-77 | W | 62-60 | (H) |
| 1977-78 | W | 71-67 | (H) |

| JUDSON COLLEGE: 1-0 | | | |
|----------------------------|------|---------|-----|
| HOME | AWAY | NEUTRAL | |
| 0-0 | 0-0 | 1-0 | |
| 1976-77 | W | 97-79 | (N) |

| KANSAS: 1-0 | | | |
|--------------------|------|---------|-----|
| HOME | AWAY | NEUTRAL | |
| 0-0 | 1-0 | 0-0 | |
| 1983 | W | 91-62 | (A) |

| KENT STATE: 1-0 | | | |
|------------------------|------|---------|-----|
| HOME | AWAY | NEUTRAL | |
| 0-0 | 0-0 | 1-0 | |
| 1981 | W | 80-66 | (N) |

| KENTUCKY: 0-1 | | | |
|----------------------|------|---------|-----|
| HOME | AWAY | NEUTRAL | |
| 0-0 | 0-0 | 0-1 | |
| 1993-94 | L | 55-58 | (N) |

| LAMAR: 1-0 | | | |
|-------------------|------|---------|-----|
| HOME | AWAY | NEUTRAL | |
| 0-0 | 0-0 | 1-0 | |
| 1991-92 | W | 78-67 | (N) |

| LEWIS: 1-0 | | | |
|-------------------|------|---------|-----|
| HOME | AWAY | NEUTRAL | |
| 0-0 | 0-0 | 1-0 | |
| 1981-82 | W | 94-46 | (N) |

| LITTLE ROCK: 1-0 | | | |
|-------------------------|------|---------|-----|
| HOME | AWAY | NEUTRAL | |
| 1-0 | 0-0 | 0-0 | |
| 2017-18 | W | 91-49 | (H) |

| LIPSCOMB: 2-0 | | | |
|----------------------|------|---------|-----|
| HOME | AWAY | NEUTRAL | |
| 1-0 | 1-0 | 0-0 | |
| 2004-05 | W | 73-49 | (A) |
| 2005-06 | W | 92-42 | (H) |

| LIU-BROOKLYN: 1-0 | | | |
|--------------------------|------|---------|-----|
| HOME | AWAY | NEUTRAL | |
| 0-0 | 1-0 | 0-0 | |
| 2015-16 | W | 78-42 | (A) |

| LONG BEACH STATE: 2-0 | | | |
|------------------------------|------|---------|-----|
| HOME | AWAY | NEUTRAL | |
| 1-0 | 1-0 | 0-0 | |
| 1998-99 | W | 94-64 | (H) |
| 2013-14 | W | 72-57 | (A) |

| LOUISIANA STATE: 4-6 | | | |
|-----------------------------|------|---------|-----|
| HOME | AWAY | NEUTRAL | |
| 2-3 | 2-1 | 0-2 | |
| 1989-90 | L | 65-68 | (H) |
| 1990-91 | W | 89-82 | (H) |
| 1991-92 | L | 88-96 | (A) |
| 1992-93 | W | 79-59 | (H) |
| 2003-04 | L | 68-75 | (N) |
| 2006-07 | L | 43-55 | (N) |
| 2007-08 | L | 61-73 | (H) |
| 2008-09 | W | 61-57 | (A) |
| 2018-19 | L | 45-58 | (H) |
| 2019-20 | W | 70-62 | (A) |

| LOUISIANA TECH: 2-2 | | | |
|----------------------------|------|---------|-----|
| HOME | AWAY | NEUTRAL | |
| 0-1 | 0-1 | 2-0 | |
| 1997-98 | L | 60-86 | (A) |
| 1998-99 | L | 72-88 | (H) |
| 2005-06 | W | 80-71 | (N) |
| 2009-10 | W | 75-61 | (N) |

| LOUISVILLE: 19-16 | | | |
|--------------------------|------|---------|--|
| HOME | AWAY | NEUTRAL | |

| ACC GAMES: 7-4 | | | |
|-----------------------|------|------------|----------|
| HOME | AWAY | TOURNAMENT | |
| 3-1 | 2-3 | 2-0 | |
| 1978-79 | L | 60-94 | (N) |
| | L | 73-77 | (H) |
| | L | 67-86 | (H) |
| 1979-80 | L | 60-77 | (A) |
| | L | 73-89 | (A) |
| | L | 56-67 | (A) |
| 1981-82 | L | 65-81 | (H) |
| 1982-83 | L | 77-88 | (A) |
| 1983-84 | L | 74-89 | (A) |
| | L | 67-64 | (H) |
| 1984-85 | L | 66-63 | (H) |
| 1985-86 | W | 64-77 | (A) |
| 1986-87 | W | 99-65 | (H) |
| | W | 73-70 | (A) |
| | W | 65-64 | (A) |
| 1988-89 | W | 82-76 | (H) |
| | W | 69-66 | (H) |
| 1989-90 | W | 77-62 | (A) |
| | W | 83-70 | (H) |
| | W | 86-52 | (A) |
| | W | 83-70 | (A) |
| 2004-05 | W | 69-54 | (N) |
| 2011-12 | L | 76-85 | (H) |
| 2013-14 | L | 59-69 | (OT) (A) |
| 2014-15 | W | 68-63 | (H) |
| | W | 66-51 | (N) |
| | L | 69-79 | (A) |
| 2015-16 | W | 72-65 | (H) |
| 2016-17 | W | 50-49 | (A) |
| 2017-18 | W | 50-49 | (A) |
| 2018-19 | L | 49-68 | (H) |
| 2019-20 | W | 67-59 | (A) |
| | W | 62-60 | (N) |
| 2020-21 | L | 56-84 | (A) |
| | W | 68-59 | (H) |
| 2021-22 | L | 62-75 | (A) |

| LOYOLA-CHICAGO: 1-0 | | | |
|----------------------------|------|---------|-----|
| HOME | AWAY | NEUTRAL | |
| 0-0 | 1-0 | 0-0 | |
| 1999-00 | W | 102-70 | (A) |

| MARYLAND: 15-26 | | | |
|------------------------|------|---------|--|
| HOME | AWAY | NEUTRAL | |
| 10-9 | 4-14 | 1-3 | |

| ACC GAMES: 15-26 | | | |
|-------------------------|------|------------|----------|
| HOME | AWAY | TOURNAMENT | |
| 10-9 | 4-14 | 1-3 | |
| 1991-92 | L | 64-79 | (H) |
| | L | 70-101 | (A) |
| 1992-93 | W | 68-61 | (H) |
| | L | 61-74 | (A) |
| | L | 68-91 | (N) |
| 1993-94 | L | 54-69 | (H) |
| | L | 39-81 | (A) |
| 1994-95 | L | 56-70 | (H) |
| | W | 66-59 | (A) |
| | L | 56-72 | (N) |
| 1995-96 | L | 49-72 | (H) |
| | L | 63-75 | (A) |
| | L | 58-65 | (H) |
| 1996-97 | L | 59-79 | (A) |
| | W | 53-50 | (H) |
| 1997-98 | L | 49-77 | (A) |
| | L | 76-94 | (A) |
| 1998-99 | W | 69-63 | (H) |
| | L | 67-68 | (A) |
| 1999-00 | W | 66-52 | (H) |
| | W | 65-60 | (N) |
| | W | 69-38 | (H) |
| 2000-01 | W | 77-65 | (A) |
| | W | 50-62 | (A) |
| 2001-02 | W | 60-55 | (H) |
| | W | 76-61 | (A) |
| 2002-03 | L | 61-66 | (H) |
| | W | 82-77 | (H) |
| 2003-04 | W | 67-76 | (A) |
| | L | 47-62 | (N) |
| | W | 95-91 | (OT) (H) |
| 2004-05 | W | 57-75 | (A) |
| 2005-06 | L | 60-74 | (H) |
| 2006-07 | L | 84-92 | (OT) (A) |
| 2007-08 | L | 71-72 | (H) |
| 2008-09 | L | 94-61 | (A) |
| 2009-10 | W | 72-66 | (H) |
| 2010-11 | L | 70-91 | (H) |
| 2011-12 | L | 64-71 | (A) |
| 2012-13 | W | 72-71 | (H) |
| 2013-14 | L | 77-87 | (A) |

| MASSACHUSETTS: 1-0 | | | |
|---------------------------|------|---------|--|
| HOME | AWAY | NEUTRAL | |
| 0-0 | 0-0 | 1-0 | |

| | | |
|---------|---|---------|
| 2014-15 | W | 73-47</ |
|---------|---|---------|

SERIES RECORDS

| | | | |
|---------|---|--------|----------|
| 2011-12 | L | 57-60 | (H) |
| | L | 60-67 | (A) |
| 2012-13 | W | 86-55 | (H) |
| | W | 93-78 | (A) |
| | W | 70-58 | (N) |
| 2013-14 | W | 68-63 | (A) |
| | L | 73-76 | (H) |
| | W | 72-67 | (OT) (N) |
| 2014-15 | W | 80-60 | (H) |
| | L | 55-69 | (A) |
| 2015-16 | W | 69-58 | (A) |
| | W | 70-67 | (H) |
| | L | 56-74 | (N) |
| 2016-17 | W | 81-66 | (A) |
| | W | 80-71 | (H) |
| | L | 54-56 | (N) |
| 2017-18 | W | 105-67 | (H) |
| | W | 91-71 | (A) |
| | W | 73-69 | (N) |
| 2018-19 | W | 62-58 | (H) |
| | L | 54-64 | (A) |
| 2019-20 | W | 73-62 | (A) |
| | W | 79-61 | (H) |
| 2020-21 | L | 52-68 | (A) |
| | W | 67-59 | (H) |
| 2021-22 | L | 52-59 | (H) |
| | L | 59-76 | (A) |

MIAMI (OH): 3-0

| HOME | AWAY | NEUTRAL |
|---------|------|-----------|
| 1-0 | 1-0 | 1-0 |
| 1981-82 | W | 89-68 (N) |
| 2004-05 | W | 82-56 (H) |
| 2013-14 | W | 71-62 (A) |

MIAMI DADE CC DTN: 1-0

| HOME | AWAY | NEUTRAL |
|---------|------|-----------|
| 0-0 | 1-0 | 0-0 |
| 1975-76 | W | 73-51 (A) |

MIAMI DADE CC N: 2-1

| HOME | AWAY | NEUTRAL |
|---------|------|-----------|
| 0-0 | 0-1 | 2-0 |
| 1972-73 | W | 46-32 (N) |
| | L | 39-46 (A) |
| 1974-75 | W | 59-40 (N) |

MIAMI DADE CC S: 1-2

| HOME | AWAY | NEUTRAL |
|---------|------|-----------|
| 0-0 | 0-0 | 1-2 |
| 1972-73 | L | 31-41 (N) |
| 1974-75 | W | 59-41 (N) |
| 1975-76 | L | 67-70 (N) |

MICHIGAN: 2-1

| HOME | AWAY | NEUTRAL |
|---------|------|-----------|
| 0-1 | 0-0 | 2-0 |
| 1984-85 | L | 71-76 (H) |
| 2016-17 | W | 76-62 (N) |
| 2019-20 | W | 79-69 (N) |

MICHIGAN STATE: 2-2

| HOME | AWAY | NEUTRAL |
|---------|------|-----------|
| 2-1 | 0-0 | 0-1 |
| 1994-95 | L | 69-82 (N) |
| 2010-11 | L | 64-72 (H) |
| 2013-14 | W | 60-58 (H) |
| 2019-20 | W | 78-68 (H) |

MIDDLE TENNESSEE: 2-1

| HOME | AWAY | NEUTRAL |
|---------|------|-----------|
| 1-0 | 0-1 | 1-0 |
| 1983-84 | W | 75-67 (H) |
| 1993-94 | L | 43-66 (A) |
| 2015-16 | W | 72-55 (N) |

MILWAUKEE: 2-0

| HOME | AWAY | NEUTRAL |
|---------|------|-----------|
| 1-0 | 1-0 | 0-0 |
| 2018-19 | W | 87-62 (A) |
| 2021-22 | W | 79-42 (H) |

MINNESOTA: 2-0

| HOME | AWAY | NEUTRAL |
|---------|------|-----------|
| 0-0 | 1-0 | 1-0 |
| 2011-12 | W | 68-56 (N) |
| 2016-17 | W | 75-61 (A) |

MISSISSIPPI: 2-3

| HOME | AWAY | NEUTRAL |
|---------|------|-----------|
| 2-0 | 0-3 | 0-0 |
| 1979-80 | L | 52-80 (A) |
| 1981-82 | W | 63-61 (H) |
| 1982-83 | L | 76-86 (A) |
| 1996-97 | L | 52-75 (A) |
| 1997-98 | W | 64-54 (H) |

MISSISSIPPI COLLEGE: 1-1

| HOME | AWAY | NEUTRAL |
|------|------|---------|
| 1-0 | 0-1 | 0-0 |

| | | | |
|---------|---|-------|-----|
| 1979-80 | L | 50-90 | (A) |
| 1981-82 | W | 71-69 | (H) |

MISSISSIPPI STATE: 3-3

| HOME | AWAY | NEUTRAL |
|---------|------|----------------|
| 2-2 | 0-1 | 1-0 |
| 1978-79 | L | 60-64 (H) |
| 1979-80 | L | 61-73 (H) |
| 1989-90 | W | 89-62 (H) |
| 2005-06 | W | 75-59 (H) |
| 2006-07 | L | 60-65 (OT) (A) |
| 2009-10 | W | 74-71 (N) |

MISS U FOR WOMEN: 2-0

| HOME | AWAY | NEUTRAL |
|---------|------|-----------|
| 1-0 | 1-0 | 0-0 |
| 1980-81 | W | 73-70 (A) |
| 1981-82 | W | 76-54 (H) |

MISSISSIPPI VALLEY: 0-1

| HOME | AWAY | NEUTRAL |
|---------|------|-----------|
| 0-1 | 0-0 | 0-0 |
| 1981-82 | L | 83-95 (H) |

MISSOURI: 2-2

| HOME | AWAY | NEUTRAL |
|---------|------|----------------|
| 1-0 | 1-0 | 0-2 |
| 1983-84 | L | 66-83 (OT) (N) |
| 1995-96 | L | 47-61 (N) |
| 2009-10 | W | 73-66 (H) |
| 2010-11 | W | 74-43 (A) |

MISSOURI-KANSAS CITY: 1-0

| HOME | AWAY | NEUTRAL |
|---------|------|-----------|
| 1-0 | 0-0 | 0-0 |
| 1990-91 | W | 66-52 (H) |

MONTANA: 1-1

| HOME | AWAY | NEUTRAL |
|---------|------|-----------|
| 1-0 | 0-1 | 0-0 |
| 2004-05 | L | 49-60 (A) |
| 2005-06 | W | 69-56 (H) |

MONTANA STATE: 1-0

| HOME | AWAY | NEUTRAL |
|---------|------|-----------|
| 0-0 | 0-0 | 1-0 |
| 1991-92 | W | 89-66 (N) |

MONTCLAIR STATE: 1-0

| HOME | AWAY | NEUTRAL |
|---------|------|----------------|
| 1-0 | 0-0 | 0-0 |
| 1982-83 | W | 89-81 (OT) (H) |

MURRAY STATE: 1-0

| HOME | AWAY | NEUTRAL |
|---------|------|-----------|
| 0-0 | 0-0 | 1-0 |
| 2008-09 | W | 85-50 (N) |

NEBRASKA: 1-2

| HOME | AWAY | NEUTRAL |
|---------|------|------------|
| 0-1 | 0-1 | 1-0 |
| 1982-83 | W | 100-84 (N) |
| 2011-12 | L | 63-66 (H) |
| 2012-13 | L | 77-78 (A) |

NEW MEXICO STATE: 1-0

| HOME | AWAY | NEUTRAL |
|---------|------|-----------|
| 0-0 | 1-0 | 0-0 |
| 1987-88 | W | 73-64 (A) |

NEW ORLEANS: 3-3

| HOME | AWAY | NEUTRAL |
|---------|------|------------|
| 1-1 | 2-2 | 0-0 |
| 1978-79 | W | 101-66 (A) |
| 1986-87 | L | 59-87 (A) |
| 1987-88 | L | 61-71 (H) |
| 1994-95 | L | 67-75 (A) |
| 1995-96 | W | 62-51 (H) |
| 2004-05 | W | 62-44 (A) |

NORTH CAROLINA: 16-34

| HOME | AWAY | NEUTRAL |
|------------------|------|------------|
| 8-16 | 6-16 | 2-2 |
| ACC GAMES: 13-33 | | |
| HOME | AWAY | TOURNAMENT |
| 8-16 | 5-15 | 0-2 |
| 1981-82 | W | 77-68 (N) |
| 1982-83 | W | 75-74 (N) |
| 1987-88 | L | 79-82 (A) |
| 1991-92 | W | 70-61 (H) |
| | L | 52-69 (A) |
| | L | 69-81 (N) |
| 1992-93 | W | 85-66 (A) |
| | L | 60-73 (H) |
| 1993-94 | L | 61-102 (A) |
| | L | 48-71 (H) |
| 1994-95 | L | 52-77 (H) |
| | L | 47-92 (A) |
| 1995-96 | L | 59-67 (A) |
| | W | 73-64 (H) |

| | | | |
|---------|---|---------|----------|
| 1996-97 | L | 63-88 | (H) |
| | L | 56-82 | (A) |
| 1997-98 | L | 77-103 | (A) |
| | L | 58-75 | (H) |
| | L | 101-112 | (OT) (H) |
| 1998-99 | L | 76-87 | (A) |
| | L | 67-77 | (A) |
| | L | 74-78 | (H) |
| | L | 62-75 | (H) |
| 2000-01 | W | 80-78 | (OT) (A) |
| | L | 81-93 | (H) |
| 2001-02 | L | 63-93 | (A) |
| | L | 53-74 | (H) |
| | L | 56-72 | (A) |
| 2003-04 | L | 60-66 | (A) |
| | L | 58-71 | (H) |
| | W | 79-73 | (OT) (H) |
| 2005-06 | L | 51-68 | (A) |
| 2006-07 | L | 59-80 | (H) |
| 2007-08 | L | 77-97 | (A) |
| 2008-09 | W | 77-70 | (H) |
| 2009-10 | W | 83-73 | (A) |
| 2010-11 | W | 75-84 | (H) |
| | L | 65-78 | (N) |
| | L | 66-71 | (H) |
| 2011-12 | L | 62-72 | (A) |
| 2012-13 | W | 80-73 | (H) |
| | L | 61-65 | (H) |
| 2013-14 | L | 63-71 | (A) |
| 2014-15 | L | 94-63 | (H) |
| 2015-16 | W | 90-77 | (A) |
| 2016-17 | W | 109-51 | (H) |
| 2017-18 | W | 64-63 | (A) |
| 2018-19 | W | 78-64 | (H) |
| 2019-20 | W | 61-51 | (A) |
| 2020-21 | W | 49-64 | (H) |
| 2021-22 | L | 49-64 | (H) |

N. CAROLINA-ASHEVILLE: 2-0

| HOME | AWAY | NEUTRAL |
|---------|------|-----------|
| 2-0 | 0-0 | 0-0 |
| 1988-89 | W | 99-58 (H) |
| 2000-01 | W | 89-64 (H) |

NORTH CAROLINA AGT: 1-0

| HOME | AWAY | NEUTRAL |
|---------|------|-----------|
| 0-0 | 0-0 | 1-0 |
| 2008-09 | W | 83-71 (N) |

NORTH GEORGIA COLLEGE: 0-1

| HOME | AWAY | NEUTRAL |
|---------|------|-----------|
| 0-0 | 0-0 | 0-1 |
| 1973-74 | L | 33-64 (N) |

UNC GREENSBORO: 2-0

| HOME | AWAY | NEUTRAL |
|---------|------|-----------|
| 1-0 | 1-0 | 0-0 |
| 2012-13 | W | 93-63 (A) |
| 2013-14 | W | 93-59 (H) |

NC STATE: 16-34

| HOME | AWAY | NEUTRAL |
|------------------|------|------------|
| 9-11 | 7-17 | 0-6 |
| ACC GAMES: 16-34 | | |
| HOME | AWAY | TOURNAMENT |
| 9-11 | 7-17 | 0-6 |
| 1991-92 | W | 76-75 (H) |
| | W | 86-79 (A) |
| 1992-93 | L | 67-75 (A) |
| | L | 47-57 (H) |
| 1993-94 | L | 46-51 (H) |
| | W | 59-58 (A) |
| 1994-95 | L | 68-91 (A) |
| | L | 55-70 (H) |
| 1995-96 | L | 71-76 (H) |
| | L | 64-78 (A) |
| 1996-97 | L | 52-88 (H) |
| | L | 36-75 (A) |
| 1997-98 | L | 60-72 (A) |
| | L | 62-72 (H) |
| 1998-99 | L | 54-65 (H) |
| | L | 59-84 (A) |
| 1999-00 | L | 58-62 (H) |
| | L | 62-72 (A) |
| 2000-01 | W | 74-70 (H) |
| | L | 66-85 (A) |
| 2001-02 | W | 80-74 (H) |
| | L | 60-64 (A) |
| 2002-03 | W | 64-55 (H) |
| | L | 52-57 (A) |
| 2003-04 | L | 64-79 (H) |
| | L | 55-65 (A) |
| 2004-05 | L | 43-71 (A) |
| 2005-06 | W | 75-61 (H) |
| | L | 60-64 (N) |
| 2006-07 | L | 51-68 (A) |
| | L | 49-76 (N) |
| 2007-08 | W | 57-54 (H) |
| 2008-09 | W | 64-59 (A) |
| 2009-10 | W | 74-71 (H) |

| | | | |
|---------|---|-------|-----|
| 2010-11 | W | 76-69 | (A) |
| 2011-12 | W | 67-64 | (A) |
| | L | 71-74 | (N) |
| 2012-13 | W | 82-74 | (A) |
| | L | 69-76 | (H) |
| | L | 57-80 | (A) |
| 2013-14 | L | 72-52 | (H) |
| 2014-15 | W | 72-52 | (H) |
| 2015-16 | W | 56-52 | (A) |
| 2016-17 | L | 61-70 | (H) |
| 2017-18 | L | 56-65 | (A) |
| 2018-19 | W | 75-70 | (H) |
| | L | 62-69 | (N) |
| 2019-20 | L | 51-68 | (A) |
| | L | 66-71 | (N) |
| 2021-22 | L | 48-68 | (A) |
| | L | 54-84 | (N) |

NORTH FLORIDA: 10-0

| HOME | AWAY | NEUTRAL |
|---------|------|------------|
| 10-0 | 1-0 | 0-0 |
| 2008-09 | W | 60-49 (A) |
| 2009-10 | W | 79-50 (H) |
| 2013-14 | W | 61-42 (H) |
| 2014-15 | W | 79-58 (H) |
| 2015-16 | W | 80-28 (H) |
| 2016-17 | W | 95-39 (H) |
| 2017-18 | W | 109-51 (H) |
| 2018-19 | W | 74-53 (H) |
| 2019-20 | W | 70-41 (H) |
| 2021-22 | W | 78-50 (H) |

SERIES RECORDS

ORAL ROBERTS: 2-1

| HOME | AWAY | NEUTRAL |
|---------|------|------------|
| 2-1 | 0-0 | 0-0 |
| 1979-80 | L | 68-74 (H) |
| 1991-92 | W | 104-59 (H) |
| 1992-93 | W | 74-53 (H) |

OREGON STATE: 1-2

| HOME | AWAY | NEUTRAL |
|---------|------|-----------|
| 0-0 | 0-0 | 1-2 |
| 1981-82 | L | 60-76 (N) |
| 2016-17 | W | 66-53 (N) |
| 2020-21 | L | 59-83 (N) |

PACIFIC: 1-0

| HOME | AWAY | NEUTRAL |
|---------|------|-----------|
| 0-0 | 0-0 | 1-0 |
| 2013-14 | W | 73-66 (N) |

PENSACOLA JC: 2-0

| HOME | AWAY | NEUTRAL |
|---------|------|-----------|
| 1-0 | 1-0 | 0-0 |
| 1975-76 | W | 73-51 (A) |
| 1976-77 | W | 86-40 (H) |

PENN STATE: 2-3

| HOME | AWAY | NEUTRAL |
|---------|------|-----------|
| 2-1 | 0-0 | 0-2 |
| 1982-83 | L | 84-86 (N) |
| 1983-84 | L | 68-96 (N) |
| 1989-90 | L | 73-83 (H) |
| 2008-09 | W | 73-60 (H) |
| 2019-20 | W | 87-58 (H) |

PEPPERDINE: 1-1

| HOME | AWAY | NEUTRAL |
|---------|------|-----------|
| 0-0 | 0-1 | 1-0 |
| 1981-82 | W | 76-63 (N) |
| 1998-99 | L | 72-75 (A) |

PITTSBURGH: 9-0

| HOME | AWAY | NEUTRAL |
|-----------------------|------|------------|
| 4-0 | 5-0 | 0-0 |
| ACC GAMES: 9-0 | | |
| HOME | AWAY | TOURNAMENT |
| 4-0 | 5-0 | 0-0 |
| 2013-14 | W | 78-69 (A) |
| 2014-15 | W | 58-43 (H) |
| 2015-16 | W | 66-55 (A) |
| 2016-17 | W | 79-48 (H) |
| 2017-18 | W | 66-59 (A) |
| 2018-19 | W | 78-46 (H) |
| 2019-20 | W | 66-41 (A) |
| 2020-21 | W | 67-53 (H) |
| 2021-22 | W | 57-52 (A) |

PRAIRIE VIEW A&M: 1-0

| HOME | AWAY | NEUTRAL |
|---------|------|-----------|
| 1-0 | 0-0 | 0-0 |
| 2013-14 | W | 88-37 (H) |

PRINCETON: 1-0

| HOME | AWAY | NEUTRAL |
|---------|------|-----------|
| 0-0 | 0-0 | 1-0 |
| 2012-13 | W | 60-44 (N) |

PURDUE: 2-1

| HOME | AWAY | NEUTRAL |
|---------|------|----------------|
| 0-0 | 2-0 | 0-1 |
| 1981-82 | W | 65-39 (A) |
| 2014-15 | W | 67-64 (OT) (A) |
| 2021-22 | L | 61-66 (N) |

RADFORD: 0-1

| HOME | AWAY | NEUTRAL |
|---------|------|-----------|
| 0-1 | 0-0 | 0-0 |
| 1985-86 | L | 80-87 (H) |

RHODE ISLAND: 0-1

| HOME | AWAY | NEUTRAL |
|---------|------|-----------|
| 0-1 | 0-0 | 0-0 |
| 1993-94 | L | 71-76 (H) |

RICE: 1-0

| HOME | AWAY | NEUTRAL |
|---------|------|-----------|
| 1-0 | 0-0 | 0-0 |
| 1986-87 | W | 62-50 (H) |

RICHMOND: 2-1

| HOME | AWAY | NEUTRAL |
|---------|------|-----------|
| 0-0 | 0-1 | 2-0 |
| 1993-94 | W | 70-66 (N) |
| 2003-04 | L | 77-84 (A) |
| 2004-05 | W | 87-54 (N) |

ROLLINS COLLEGE: 4-0

| HOME | AWAY | NEUTRAL |
|---------|------|-----------|
| 1-0 | 2-0 | 1-0 |
| 1974-75 | W | 61-48 (N) |

| | | |
|---------|---|-----------|
| 1975-76 | W | 56-43 (H) |
| | W | 64-56 (A) |
| 1976-77 | W | 87-52 (A) |

RUTGERS: 1-0

| HOME | AWAY | NEUTRAL |
|---------|------|-----------|
| 1-0 | 0-0 | 0-0 |
| 2015-16 | W | 65-43 (H) |

SACRED HEART: 1-0

| HOME | AWAY | NEUTRAL |
|---------|------|------------|
| 1-0 | 0-0 | 0-0 |
| 2017-18 | W | 101-52 (H) |

SAMFORD: 5-0

| HOME | AWAY | NEUTRAL |
|---------|------|-----------|
| 4-0 | 0-0 | 1-0 |
| 2007-08 | W | 52-51 (H) |
| 2010-11 | W | 76-46 (N) |
| 2012-13 | W | 77-42 (H) |
| 2017-18 | W | 87-62 (H) |
| 2019-20 | W | 88-59 (H) |

ST. FRANCIS COLLEGE: 1-0

| HOME | AWAY | NEUTRAL |
|---------|------|-----------|
| 0-0 | 1-0 | 0-0 |
| 2000-01 | W | 73-65 (A) |

ST. JOSEPH: 2-0

| HOME | AWAY | NEUTRAL |
|---------|------|-----------|
| 1-0 | 1-0 | 0-0 |
| 1982-83 | W | 59-54 (A) |
| 2001-02 | W | 72-45 (H) |

ST. JOHN'S: 4-0

| HOME | AWAY | NEUTRAL |
|---------|------|----------------|
| 1-0 | 1-0 | 2-0 |
| 1999-00 | W | 64-56 (N) |
| 2009-10 | W | 66-65 (OT) (N) |
| 2018-19 | W | 57-53 (A) |
| 2019-20 | W | 74-70 (H) |

ST. LOUIS: 1-0

| HOME | AWAY | NEUTRAL |
|---------|------|-----------|
| 0-0 | 0-0 | 1-0 |
| 1980-81 | W | 78-56 (N) |

ST. MARY'S: 1-0

| HOME | AWAY | NEUTRAL |
|---------|------|-----------|
| 0-0 | 0-0 | 1-0 |
| 2001-02 | W | 78-57 (N) |

SAM HOUSTON STATE: 1-0

| HOME | AWAY | NEUTRAL |
|---------|------|-----------|
| 0-0 | 0-0 | 1-0 |
| 2015-16 | W | 94-37 (N) |

SAN FRANCISCO: 0-1

| HOME | AWAY | NEUTRAL |
|---------|------|-----------|
| 0-0 | 0-1 | 0-0 |
| 2006-07 | L | 64-67 (A) |

SAVANNAH STATE: 2-1

| HOME | AWAY | NEUTRAL |
|---------|------|------------|
| 2-1 | 0-0 | 0-0 |
| 1974-75 | L | 48-70 (H) |
| 2003-04 | W | 107-28 (H) |
| 2014-15 | W | 97-51 (H) |

SHORTER COLLEGE: 0-3

| HOME | AWAY | NEUTRAL |
|---------|------|-----------|
| 0-3 | 0-0 | 0-0 |
| 1974-75 | L | 52-65 (H) |
| | L | 63-78 (H) |
| | L | 36-54 (H) |

SOUTH ALABAMA: 6-3

| HOME | AWAY | NEUTRAL |
|---------|------|-----------|
| 3-2 | 2-1 | 1-0 |
| 1976-77 | W | 87-66 (H) |
| 1978-79 | W | 76-43 (A) |
| 1980-81 | L | 79-82 (A) |
| | W | 80-67 (H) |
| 1981-82 | W | 99-44 (H) |
| 1986-87 | L | 58-76 (H) |
| | L | 64-99 (H) |
| 1989-90 | W | 89-82 (N) |
| 2003-04 | W | 67-61 (A) |

SOUTH CAROLINA: 2-19

| HOME | AWAY | NEUTRAL |
|---------|------|------------|
| 0-9 | 1-6 | 1-4 |
| 1977-78 | L | 52-115 (N) |
| 1979-80 | L | 68-93 (H) |
| 1980-81 | L | 57-69 (A) |
| 1981-82 | L | 81-82 (H) |
| 1983-84 | L | 62-69 (A) |
| 1984-85 | L | 61-70 (H) |
| 1985-86 | L | 57-81 (A) |

| | | |
|---------|---|-----------|
| 1986-87 | L | 56-63 (H) |
| | L | 61-64 (A) |
| 1987-88 | L | 55-85 (H) |
| | L | 86-96 (A) |
| 1988-89 | L | 82-99 (A) |
| | L | 68-76 (H) |
| 1989-90 | L | 72-75 (H) |
| | L | 59-75 (A) |
| 1990-91 | W | 69-60 (A) |
| | L | 91-92 (H) |
| | W | 54-53 (N) |
| 2014-15 | L | 74-80 (N) |
| 2016-17 | L | 64-71 (N) |
| 2018-19 | L | 64-72 (N) |

SOUTH FLORIDA: 33-4

| HOME | AWAY | NEUTRAL |
|---------|------|----------------|
| 17-2 | 13-2 | 3-0 |
| 1972-73 | W | 61-32 (N) |
| 1973-74 | W | 64-39 (H) |
| 1974-75 | W | 68-40 (H) |
| | W | 70-53 (H) |
| 1975-76 | W | 57-41 (H) |
| | W | 67-59 (A) |
| 1976-77 | W | 69-46 (H) |
| 1977-78 | W | 72-58 (A) |
| | W | 84-76 (OT) (H) |
| | L | 65-70 (A) |
| | W | 86-61 (A) |
| | L | 59-61 (H) |
| 1978-79 | W | 89-80 (H) |
| | W | 73-56 (H) |
| 1979-80 | W | 87-58 (A) |
| | W | 100-88 (A) |
| 1980-81 | W | 79-41 (H) |
| | W | 71-61 (A) |
| 1981-82 | W | 80-60 (A) |
| | W | 77-49 (H) |
| 1982-83 | W | 71-52 (H) |
| 1983-84 | W | 81-73 (A) |
| 1984-85 | L | 71-79 (H) |
| | W | 74-69 (A) |
| 1985-86 | W | 58-47 (A) |
| | W | 78-68 (H) |
| 1988-89 | W | 85-74 (H) |
| | W | 94-85 (A) |
| 1992-93 | W | 87-68 (H) |
| 1994-95 | W | 64-45 (H) |
| 1995-96 | W | 56-55 (N) |
| 1996-97 | W | 68-59 (A) |
| 1997-98 | W | 71-59 (N) |
| 1998-99 | W | 83-74 (H) |
| 1999-00 | L | 74-84 (A) |
| 2002-03 | W | 82-78 (A) |
| 2003-04 | W | 65-58 (H) |
| 2011-12 | W | 62-49 (N) |

SE LOUISIANA: 1-1

| HOME | AWAY | NEUTRAL |
|---------|------|-----------|
| 0-2 | 1-0 | 0-0 |
| 1979-80 | L | 70-73 (H) |
| 1980-81 | W | 94-68 (A) |

SE MISSOURI STATE: 2-0

| HOME | AWAY | NEUTRAL |
|---------|------|-----------|
| 1-0 | 1-0 | 0-0 |
| 2006-07 | W | 64-50 (A) |
| 2008-09 | W | 68-31 (H) |

SOUTHERN ILLINOIS: 0-1

| HOME | AWAY | NEUTRAL |
|---------|------|-----------|
| 0-0 | 0-0 | 0-1 |
| 1994-95 | L | 52-56 (N) |

SOUTHERN MISS: 4-16

| HOME | AWAY | NEUTRAL |
|---------|------|------------|
| 3-6 | 1-8 | 0-2 |
| 1979-80 | L | 65-107 (N) |
| 1980-81 | L | 69-73 (A) |
| 1981-82 | L | 84-94 (H) |
| 1983-84 | L | 75-84 (A) |
| | L | 53-58 (H) |
| 1984-85 | L | 52-81 (A) |
| | L | 61-66 (H) |
| 1985-86 | L | 67-74 (A) |
| | L | 76-89 (H) |
| 1986-87 | W | 64-62 (A) |
| | L | 75-84 (H) |
| 1987-88 | L | 60-69 (H) |
| | L | 68-84 (A) |
| 1988-89 | W | 78-75 (H) |
| | L | 66-84 (A) |
| 1989-90 | L | 73-77 (A) |
| | W | 97-72 (H) |
| | L | 78-90 (N) |
| 1990-91 | W | 96-76 (H) |
| | L | 90-93 (A) |

SW MISSOURI STATE: 0-3

| HOME | AWAY | NEUTRAL |
|---------|------|-----------|
| 0-1 | 0-2 | 0-0 |
| 1990-91 | L | 63-68 (A) |
| 1996-97 | L | 52-66 (A) |
| 1997-98 | L | 57-68 (H) |

STANFORD: 2-2

| HOME | AWAY | NEUTRAL |
|---------|------|-----------|
| 0-0 | 1-0 | 1-2 |
| 1983-84 | W | 73-58 (N) |
| 2005-06 | L | 70-88 (N) |
| 2006-07 | W | 68-61 (A) |
| 2013-14 | L | 44-63 (N) |

STETSON: 18-3

| HOME | AWAY | NEUTRAL |
|---------|------|------------|
| 13-2 | 5-1 | 0-0 |
| 1976-77 | W | 78-29 (H) |
| | W | 72-57 (A) |
| 1978-79 | W | 90-53 (A) |
| | W | 89-56 (H) |
| 1981-82 | W | 81-54 (H) |
| 1982-83 | W | 102-42 (H) |
| | W | 77-64 (A) |

| | | |
|---------|---|------------|
| 1985-86 | W | 76-72 (A) |
| | L | 68-74 (H) |
| 1986-87 | L | 50-55 (H) |
| 1987-88 | L | 69-75 (A) |
| 1988-89 | W | 70-64 (H) |
| 1989-90 | W | 77-70 (A) |
| 1990-91 | W | 114-71 (H) |
| 1996-97 | W | 80-56 (H) |
| 2006-07 | W | 70-44 (H) |
| 2009-10 | W | 101-35 (H) |
| 2010-11 | W | 92-44 (H) |
| 2012-13 | W | 77-44 (H) |

SERIES RECORDS

TENNESSEE-MARTIN: 1-0

| HOME | AWAY | NEUTRAL |
|---------|------|-----------|
| 1-0 | 0-0 | 0-0 |
| 2013-14 | W | 76-53 (H) |

TENNESSEE TECH: 1-0

| HOME | AWAY | NEUTRAL |
|---------|------|-----------|
| 0-0 | 0-0 | 1-0 |
| 1992-93 | W | 88-72 (N) |

TEXAS: 0-3

| HOME | AWAY | NEUTRAL |
|---------|------|-----------|
| 0-1 | 0-0 | 0-1 |
| 1983-84 | L | 43-89 (N) |
| 2016-17 | L | 88-92 (H) |
| 2017-18 | L | 72-87 (A) |

TEXAS ARLINGTON: 1-0

| HOME | AWAY | NEUTRAL |
|---------|------|-----------|
| 1-0 | 0-0 | 0-0 |
| 2004-05 | W | 72-70 (H) |

TEXAS A&M: 3-1

| HOME | AWAY | NEUTRAL |
|---------|------|-----------|
| 1-0 | 0-1 | 2-0 |
| 2007-08 | L | 67-81 (A) |
| 2008-09 | W | 60-53 (H) |
| 2015-16 | W | 74-56 (N) |
| 2019-20 | W | 80-58 (N) |

TCU: 0-1

| HOME | AWAY | NEUTRAL |
|---------|------|-----------|
| 0-0 | 0-0 | 0-1 |
| 2003-04 | L | 68-81 (N) |

TEXAS-SAN ANTONIO: 1-0

| HOME | AWAY | NEUTRAL |
|---------|------|-----------|
| 0-0 | 0-0 | 1-0 |
| 2009-10 | W | 65-50 (N) |

TEXAS TECH: 0-1

| HOME | AWAY | NEUTRAL |
|---------|------|-----------|
| 0-0 | 0-0 | 0-1 |
| 1983-84 | L | 43-89 (N) |

TIFT: 1-0

| HOME | AWAY | NEUTRAL |
|---------|------|-----------|
| 0-0 | 0-0 | 1-0 |
| 1974-75 | W | 58-47 (N) |

TOLEDO: 1-0

| HOME | AWAY | NEUTRAL |
|---------|------|-----------|
| 1-0 | 0-0 | 0-0 |
| 1986-87 | W | 80-64 (H) |

TOWSON: 1-0

| HOME | AWAY | NEUTRAL |
|---------|------|-----------|
| 0-0 | 0-0 | 1-0 |
| 2004-05 | W | 67-56 (N) |

TROY: 3-2

| HOME | AWAY | NEUTRAL |
|---------|------|------------|
| 3-0 | 0-1 | 0-1 |
| 1977-78 | W | 71-61 (H) |
| | L | 63-80 (A) |
| 1979-80 | L | 78-92 (N) |
| 2003-04 | W | 80-42 (H) |
| 2018-19 | W | 103-67 (H) |

TULANE: 13-7

| HOME | AWAY | NEUTRAL |
|---------|------|------------|
| 8-3 | 4-4 | 1-0 |
| 1978-79 | L | 65-78 (H) |
| 1979-80 | L | 74-95 (H) |
| | L | 65-75 (H) |
| 1980-81 | L | 60-70 (A) |
| 1981-82 | W | 89-70 (H) |
| 1982-83 | W | 81-56 (H) |
| | W | 91-65 (A) |
| 1983-84 | L | 71-77 (A) |
| | W | 86-79 (H) |
| 1984-85 | L | 56-59 (A) |
| | W | 81-47 (H) |
| 1985-86 | W | 71-70 (H) |
| | L | 60-75 (A) |
| 1989-90 | W | 103-66 (H) |
| | W | 100-45 (A) |
| 1990-91 | W | 87-60 (H) |
| | W | 104-66 (A) |
| 2000-01 | W | 72-70 (N) |
| 2014-15 | W | 65-54 (A) |
| 2015-16 | W | 78-72 (H) |

TULSA: 3-1

| HOME | AWAY | NEUTRAL |
|---------|------|-----------|
| 2-0 | 1-1 | 0-0 |
| 1998-99 | W | 76-67 (A) |
| 1999-00 | W | 77-70 (H) |
| 2005-06 | L | 71-80 (A) |
| 2006-07 | W | 60-43 (H) |

TUSKEGEE: 2-0

| HOME | AWAY | NEUTRAL |
|---------|------|-----------|
| 0-0 | 0-0 | 2-0 |
| 1972-73 | W | 67-42 (N) |
| 1973-74 | W | 66-57 (N) |

UAB: 8-5

| HOME | AWAY | NEUTRAL |
|---------|------|-----------|
| 5-3 | 3-2 | 0-0 |
| 1978-79 | L | 85-87 (A) |
| | L | 79-95 (H) |
| 1979-80 | L | 85-95 (H) |
| | L | 82-96 (H) |
| 1982-83 | L | 73-75 (A) |
| 1983-84 | W | 82-75 (H) |
| 1986-87 | W | 75-62 (H) |
| 1988-89 | W | 84-68 (A) |
| 2006-07 | W | 93-77 (H) |
| 2007-08 | W | 66-52 (A) |
| 2014-15 | W | 92-62 (H) |
| 2015-16 | W | 84-44 (H) |
| 2016-17 | W | 93-47 (A) |

UCF: 15-2

| HOME | AWAY | NEUTRAL |
|---------|------|-----------|
| 10-1 | 5-1 | 0-0 |
| 1980-81 | W | 92-75 (H) |
| 1981-81 | W | 75-65 (H) |
| 1983-84 | W | 67-60 (H) |
| 1984-85 | L | 76-93 (H) |
| 1985-86 | L | 90-98 (A) |
| 1994-95 | W | 74-59 (H) |
| 1996-97 | W | 78-53 (H) |
| 2000-01 | W | 68-37 (A) |
| 2001-02 | W | 78-42 (H) |
| 2002-03 | W | 77-47 (H) |
| 2003-04 | W | 72-59 (A) |
| 2005-06 | W | 81-49 (H) |
| 2006-07 | W | 75-66 (A) |
| 2008-09 | W | 82-70 (H) |
| 2009-10 | W | 70-58 (A) |
| 2010-11 | W | 69-51 (H) |
| 2011-12 | W | 60-47 (A) |

VALDOSTA STATE: 1-11

| HOME | AWAY | NEUTRAL |
|---------|------|------------|
| 0-5 | 0-4 | 1-2 |
| 1974-75 | L | 42-53 (A) |
| | L | 50-54 (N) |
| | L | 50-54 (H) |
| 1975-76 | L | 44-99 (H) |
| | L | 50-101 (A) |
| 1976-77 | L | 65-104 (H) |
| | L | 60-92 (A) |
| | L | 57-92 (H) |
| 1977-78 | L | 58-62 (N) |
| 1980-81 | L | 58-62 (N) |
| 1981-82 | W | 82-69 (N) |
| 1986-87 | L | 66-75 (H) |
| 1987-88 | L | 77-83 (A) |

VALPARAISO: 0-1

| HOME | AWAY | NEUTRAL |
|---------|------|-----------|
| 0-0 | 0-0 | 0-1 |
| 2008-09 | L | 74-80 (N) |

VANDERBILT: 2-1

| HOME | AWAY | NEUTRAL |
|---------|------|-----------|
| 1-0 | 0-1 | 1-0 |
| 2010-11 | W | 72-66 (H) |
| 2011-12 | L | 59-64 (A) |
| 2012-13 | W | 73-59 (N) |

VIRGINIA: 21-35

| HOME | AWAY | NEUTRAL |
|-------|------|---------|
| 12-15 | 8-18 | 1-2 |

ACC GAMES: 21-34

| HOME | AWAY | TOURNAMENT |
|---------|------|----------------|
| 12-15 | 8-18 | 1-2 |
| 1990-91 | L | 77-92 (A) |
| 1991-92 | L | 60-87 (H) |
| | L | 43-81 (A) |
| 1992-93 | L | 66-78 (H) |
| | L | 68-76 (A) |
| 1993-94 | L | 56-82 (A) |
| | L | 50-59 (H) |
| 1994-95 | L | 60-76 (H) |
| | L | 45-79 (A) |
| 1995-96 | L | 58-91 (A) |
| | L | 40-81 (H) |
| | L | 50-83 (N) |
| 1996-97 | L | 57-67 (H) |
| | L | 44-73 (A) |
| 1997-98 | L | 62-75 (A) |
| | L | 76-83 (OT) (H) |
| 1998-99 | L | 71-80 (H) |
| | L | 55-73 (A) |
| 1999-00 | L | 73-76 (H) |

| | | |
|---------|---|----------------|
| | L | 59-74 (A) |
| | W | 60-58 (H) |
| | L | 65-77 (A) |
| | W | 83-77 (N) |
| 2001-02 | L | 62-66 (A) |
| | L | 54-57 (H) |
| 2002-03 | W | 55-46 (H) |
| | L | 54-63 (A) |
| 2003-04 | L | 80-82 (OT) (H) |
| | W | 73-71 (A) |
| 2004-05 | L | 62-77 (H) |
| | L | 67-71 (N) |
| 2005-06 | W | 60-46 (H) |
| | W | 67-58 (A) |
| 2006-07 | W | 63-47 (H) |
| | W | 79-77 (A) |
| 2007-08 | L | 66-69 (OT) (H) |
| | L | 58-77 (A) |
| 2008-09 | W | 80-75 (A) |
| | L | 63-68 (H) |
| 2009-10 | W | 68-50 (H) |
| | W | 59-58 (A) |
| 2010-11 | W | 61-51 (H) |
| | W | 78-74 (A) |
| 2011-12 | L | 52-62 (A) |
| | L | 57-66 (H) |
| 2012-13 | L | 60-72 (A) |
| 2013-14 | L | 68-85 (A) |
| | W | 82-70 (H) |
| 2014-15 | W | 65-56 (A) |
| 2015-16 | W | 70-48 (H) |
| 2016-17 | L | 51-60 (A) |
| 2017-18 | W | 77-62 (H) |
| 2018-19 | W | 63-61 (A) |
| 2019-20 | W | 63-55 (H) |
| 2020-21 | W | 69-51 (H) |
| 2021-22 | W | 62-37 (H) |

VIRGINIA TECH: 30-11

| HOME | AWAY | NEUTRAL |
|------|------|---------|
| 17-3 | 12-6 | 1-2 |

ACC GAMES: 18-3

| HOME | AWAY | TOURNAMENT |
|---------|------|-----------------|
| 9-2 | 8-1 | 1-0 |
| 1979-80 | W | 67-57 (H) |
| | L | 54-77 (H) |
| 1981-82 | W | 93-82 (A) |
| 1983-84 | L | 63-68 (A) |
| 1984-85 | L | 85-77 (H) |
| | L | 65-86 (N) |
| 1985-86 | L | 68-73 (A) |
| | L | 78-91 (A) |
| 1986-87 | W | 70-65 (H) |
| | L | 67-68 (N) |
| 1987-88 | W | 61-59 (H) |
| | L | 81-97 (A) |
| 1988-89 | L | 67-68 (A) |
| | W | 69-66 (H) |
| 1989-90 | W | 68-64 (A) |
| | W | 69-52 (H) |
| 1990-91 | W | 78-64 (A) |
| | W | 76-53 (H) |
| 2000-01 | W | 77-57 (H) |
| 2004-05 | W | 81-78 (OT2) (A) |
| | W | 94-83 (OT3) (H) |
| 2005-06 | L | 69-76 (H) |
| 2006-07 | W | 70-60 (A) |
| 2007-08 | W | 67-63 (H) |
| 2008-09 | W | 67-63 (A) |
| 2009-10 | W | 78-68 (H) |
| 2010-11 | W | 79-48 (A) |
| 2011-12 | W | 75-40 (A) |
| | W | 78-60 (H) |
| 2012-13 | W | 70-56 (H) |
| | L | 52-71 (A) |
| 2013-14 | W | 70-54 (H) |
| 2014-15 | W | 59-44 (A) |
| | W | 82-43 (N) |
| 2015-16 | W | 68-50 (H) |
| 2016-17 | W | 82-54 (A) |
| 2017-18 | W | 107-62 (H) |
| 2018-19 | W | 56-54 (A) |
| 2019-20 | W | 86-62 (H) |
| 2020-21 | W | 73-63 (A) |
| 2021-22 | L | 75-92 (H) |

WAKE FOREST: 33-19

| HOME | AWAY | NEUTRAL |
|------|-------|---------|
| 18-4 | 12-12 | 3-3 |

ACC GAMES: 33-19

| HOME | AWAY | TOURNAMENT |
|---------|-------|------------|
| 18-4 | 12-12 | 3-3 |
| 1991-92 | W | 86-83 (A) |
| | L | 64-67 (H) |
| 1992-93 | L | 53-57 (A) |
| | W | 77-73 (H) |
| 1993-94 | W | 66-60 (H) |

| | | |
|---------|---|-----------------|
| | L | 79-82 (A) |
| | L | 57-72 (N) |
| 1994-95 | W | 68-61 (A) |
| | L | 61-66 (H) |
| 1995-96 | L | 71-88 (H) |
| | L | 52-54 (A) |
| 1996-97 | L | 68-79 (A) |
| | L | 59-63 (H) |
| | L | 59-70 (N) |
| 1997-98 | W | 64-63 (H) |
| | W | 63-56 (A) |
| 1998-99 | W | 80-57 (H) |
| | L | 68-80 (A) |
| 1999-00 | L | 59-64 (A) |
| | W | 76-47 (H) |
| 2000-01 | L | 69-79 (A) |
| | W | 73-61 (H) |
| 2001-02 | L | 73-77 (A) |
| | W | 63-56 (H) |
| 2002-03 | W | 63-61 (A) |
| | W | 62-60 (30T) (H) |
| 2003-04 | W | 81-73 (A) |
| | W | 67-54 (H) |
| 2004-05 | W | 71-69 (A) |
| 2005-06 | W | 70-57 (H) |
| 2006-07 | W | 74-57 (A) |
| | W | 70-53 (N) |
| 2007-08 | W | 80-54 (H) |
| | W | 57-52 (N) |
| 2008-09 | W | 58-47 (A) |
| 2009-10 | W | 83-38 (H) |
| 2010-11 | W | 82-79 (A) |
| 2011-12 | L | 55-65 (A) |
| 2012-13 | L | 72-80 (H) |
| 2013-14 | L | 54-78 (A) |
| 2014-15 | W | |

SERIES RECORDS

WISCONSIN: 1-0

| HOME | AWAY | NEUTRAL |
|---------|------|------------|
| 1-0 | 0-0 | 0-0 |
| 1987-88 | W | 100-67 (H) |

WISC. GREEN BAY: 0-2

| HOME | AWAY | NEUTRAL |
|---------|------|-----------|
| 0-1 | 0-0 | 0-1 |
| 1987-88 | L | 64-67 (H) |
| 1994-95 | L | 60-88 (N) |

WISC. MILWAUKEE: 1-0

| HOME | AWAY | NEUTRAL |
|---------|------|-----------|
| 1-0 | 0-0 | 0-0 |
| 2003-04 | W | 72-70 (H) |

WRIGHT STATE: 1-0

| HOME | AWAY | NEUTRAL |
|---------|------|-----------|
| 1-0 | 0-0 | 0-0 |
| 2002-03 | W | 84-69 (H) |

XAVIER: 1-2

| HOME | AWAY | NEUTRAL |
|---------|------|-----------|
| 1-0 | 0-2 | 0-0 |
| 2000-01 | L | 72-75 (A) |
| 2004-05 | W | 56-48 (H) |
| 2005-06 | L | 68-75 (A) |

YALE: 1-1

| HOME | AWAY | NEUTRAL |
|---------|------|-----------|
| 1-0 | 0-1 | 0-0 |
| 2010-11 | L | 85-91 (A) |
| 2011-12 | W | 92-58 (H) |

YEAR-BY-YEAR RESULTS

1970-71

Head Coach Barbara Hollingsworth

No Records

1971-72

Head Coach Linda Warren

No records

1972-73

Head Coach Eddie Cubbon

1972-73 (11-5)

| | | | |
|----------------------|-----|-------|---|
| Florida A&M | (H) | 53-47 | W |
| Buck Green | (H) | 62-35 | W |
| Seminoles | (H) | 70-26 | W |
| Miami Dade JC South | (N) | 31-41 | L |
| Flagler College | (A) | 48-47 | W |
| West Georgia | (N) | 34-60 | L |
| Miami Dade JC North | (N) | 46-32 | W |
| Florida A&M | (A) | 57-52 | W |
| Wise Realty | (A) | 28-34 | L |
| South Florida | (N) | 61-32 | W |
| Miami Dade JC North | (A) | 39-46 | L |
| Flagler College | (N) | 46-39 | W |
| All-Stars | (H) | 52-27 | W |
| Mercer | (N) | 42-62 | L |
| Tuskegee | (N) | 67-42 | W |
| East Central College | (N) | 45-44 | W |

1973-74

Head Coach Joel Thirer

1973-74 (9-6)

| | | | |
|-----------------------|-----|-------|---|
| Florida | (A) | 39-44 | L |
| North Georgia College | (N) | 33-64 | L |
| Flagler College | (H) | 31-41 | L |
| Mercer | (N) | 49-72 | L |
| West Georgia | (A) | 43-64 | L |
| Auburn | (N) | 53-52 | W |
| South Florida | (H) | 64-39 | W |
| Flagler College | (H) | 76-49 | W |
| Florida | (H) | 48-45 | W |
| Barry | (N) | 50-33 | W |
| Flagler College | (N) | 52-36 | W |
| Florida | (N) | 54-35 | W |
| Florida | (N) | 32-31 | W |
| Mercer | (N) | 47-64 | L |
| Tuskegee | (N) | 66-57 | W |

1974-76

Head Coach Millie Usher

1974-75 (15-16)

| | | | |
|------------------|-----|-------|---|
| Albany State | (H) | 62-55 | W |
| Valdosta State | (A) | 42-53 | L |
| Florida A&M | (H) | 77-34 | W |
| Shorter College | (H) | 52-65 | L |
| Shorter College | (H) | 63-78 | L |
| Savannah State | (H) | 48-70 | L |
| South Florida | (N) | 68-40 | W |
| Miami-Dade South | (N) | 59-41 | W |
| Rollins College | (N) | 61-48 | W |
| Florida | (N) | 44-67 | L |
| Flagler | (A) | 51-60 | L |
| Florida | (H) | 53-47 | W |
| Georgia Tech | (N) | 58-22 | W |
| Shorter College | (A) | 36-54 | L |
| Tift | (N) | 58-47 | W |
| Valdosta State | (N) | 50-54 | L |
| Georgia Southern | (A) | 53-65 | L |
| Valdosta State | (H) | 50-54 | L |
| Albany State | (A) | 43-61 | L |
| Florida A&M | (A) | 47-26 | W |
| Florida | (A) | 41-49 | L |
| Tampa | (N) | 48-36 | W |
| Flagler | (N) | 52-59 | L |
| Miami | (N) | 59-45 | W |
| South Florida | (N) | 70-53 | W |
| Florida | (N) | 44-28 | W |
| Flagler | (N) | 59-55 | W |
| Flagler | (N) | 45-53 | L |
| Miami-Dade North | (N) | 59-40 | W |
| Auburn | (N) | 51-64 | L |
| Fort Valley | (N) | 43-58 | L |

1975-76 (12-12)

| | | | |
|-----------------------|-----|--------|---|
| Rollins | (H) | 56-43 | W |
| Albany State | (H) | 50-71 | L |
| West Florida | (H) | 100-16 | W |
| South Florida | (H) | 57-41 | W |
| Tampa | (A) | 66-48 | W |
| South Florida | (A) | 67-59 | W |
| Rollins | (A) | 64-56 | W |
| Valdosta State | (H) | 44-99 | L |
| Tampa | (H) | 82-50 | W |
| West Georgia | (A) | 61-88 | L |
| Tallahadega College | (N) | 55-100 | L |
| College of Charleston | (N) | 61-93 | L |
| Albany State | (A) | 44-73 | L |
| Miami-Dade South | (N) | 67-70 | L |
| Florida International | (N) | 58-35 | W |
| Pensacola Jr College | (A) | 73-51 | W |
| Florida | (H) | 65-59 | W |

| | | | |
|-----------------------|-----|--------|---|
| Georgia Southern | (A) | 54-83 | L |
| Florida | (A) | 45-64 | L |
| Miami-Dade Dntr | (A) | 73-51 | W |
| Florida International | (N) | 81-44 | W |
| Florida | (N) | 45-68 | L |
| Valdosta State | (A) | 50-101 | L |
| Florida | (N) | 39-55 | L |

1976-79

Head Coach Dianne Murphy

1976-77 (11-12)

| | | | |
|-----------------------|-----|--------|---|
| Albany State | (A) | 38-87 | L |
| Mercer | (A) | 53-96 | L |
| Florida | (A) | 54-80 | L |
| Valdosta State | (H) | 65-104 | L |
| John Abbott College | (H) | 62-60 | W |
| Stetson | (H) | 78-29 | W |
| Florida | (H) | 65-67 | L |
| Rollins | (A) | 87-52 | W |
| Florida Tech | (A) | 77-63 | W |
| Dayton | (H) | 104-33 | W |
| South Alabama | (H) | 87-66 | W |
| Albany State | (H) | 65-79 | L |
| Alabama State | (N) | 73-80 | L |
| West Georgia | (A) | 54-79 | L |
| Judson College | (N) | 97-79 | W |
| Stetson | (A) | 72-57 | W |
| Pensacola Jr College | (H) | 86-40 | W |
| Valdosta State | (A) | 60-92 | L |
| South Florida | (N) | 69-46 | W |
| Florida | (N) | 67-72 | L |
| Florida International | (N) | 66-41 | W |
| Florida | (N) | 60-72 | L |
| Delta State | (A) | 60-106 | L |

1977-78 (8-9)

| | | | |
|---------------------|-----|--------|--------|
| Georgia Southern | (A) | 59-86 | L |
| Valdosta State | (H) | 57-92 | L |
| Florida | (H) | 93-66 | W |
| Troy State | (H) | 71-67 | W |
| Memphis State | (A) | 69-91 | L |
| South Carolina | (N) | 52-115 | L |
| South Florida | (A) | 72-58 | W |
| Georgia Southern | (H) | 71-79 | L |
| John Abbott College | (H) | 71-67 | W |
| Florida A&M | (H) | 84-69 | W |
| Miami | (A) | 66-56 | W |
| Albany State | (H) | 86-94 | L |
| Florida | (H) | 84-76 | (OT) W |
| South Florida* | (N) | 65-70 | L |
| South Florida* | (N) | 86-61 | W |
| South Florida* | (N) | 59-61 | L |

*State Tournament

1978-79 (18-14)

| | | | |
|--------------------|-----|--------|--------|
| Mississippi State | (N) | 60-64 | L |
| South Alabama | (A) | 76-43 | W |
| Mercer | (H) | 73-83 | L |
| NE Missouri | (H) | 87-61 | W |
| Stetson | (A) | 90-53 | W |
| South Florida | (H) | 89-80 | W |
| Florida | (H) | 88-79 | W |
| New Orleans | (A) | 64-62 | W |
| Tulane | (A) | 65-78 | L |
| Louisville | (N) | 60-94 | L |
| Cincinnati | (N) | 61-57 | W |
| Alabama-Birmingham | (A) | 85-87 | L |
| Memphis State | (H) | 78-101 | L |
| South Florida | (A) | 73-56 | W |
| Florida | (A) | 91-72 | W |
| Miami | (H) | 79-53 | W |
| New Orleans | (H) | 101-66 | W |
| Florida A&M | (H) | 79-84 | (OT) L |
| Louisville | (H) | 73-77 | L |
| West Georgia | (A) | 73-59 | W |
| Alabama State | (N) | 73-95 | L |
| Alabama-Birmingham | (H) | 79-95 | L |
| Miami | (A) | 74-64 | W |
| Winthrop College | (A) | 63-71 | L |
| Appalachian State | (N) | 83-89 | L |
| Florida A&M | (A) | 61-77 | L |
| Stetson | (H) | 89-56 | W |
| Tampa | (H) | 90-56 | W |
| Miami | (N) | 73-57 | W |
| Florida | (N) | 89-85 | W |
| Florida | (N) | 101-94 | W |
| Delta State | (N) | 64-93 | L |

1979-86

Head Coach Jan Dykehouse-Allen

1979-80 (13-22)

| | | | |
|----------------------|-----|--------|---|
| Mississippi State | (H) | 61-73 | L |
| Alabama-Birmingham | (A) | 85-95 | L |
| South Carolina | (H) | 68-93 | L |
| South Florida | (A) | 87-58 | W |
| Florida A&M | (H) | 74-61 | W |
| Southern Mississippi | (N) | 65-107 | L |
| Troy State | (N) | 78-92 | L |
| Belhaven | (N) | 81-75 | W |
| Miami | (A) | 82-64 | W |
| Oral Roberts | (H) | 68-74 | L |

| | | | |
|---------------------|-----|--------|---|
| Virginia Tech | (H) | 67-57 | W |
| Louisville | (H) | 67-86 | L |
| Tulane | (H) | 74-95 | L |
| Mississippi College | (A) | 50-90 | L |
| Alabama | (A) | 61-88 | L |
| Alabama-Birmingham | (A) | 82-96 | L |
| Florida | (A) | 92-77 | W |
| Miami | (H) | 93-74 | W |
| East Carolina | (A) | 61-69 | L |
| Mississippi | (A) | 52-80 | L |
| Louisville | (A) | 60-77 | L |
| Mercer | (A) | 86-100 | L |
| Northwest Louisiana | (N) | 85-81 | W |
| Florida | (H) | 88-84 | W |
| Florida Southern | (H) | 97-58 | W |
| Virginia Tech | (H) | 54-77 | L |
| Southeast Louisiana | (H) | 70-73 | L |
| Tulane | (A) | 65-75 | L |
| Florida A&M | (A) | 60-67 | L |
| South Florida | (A) | 100-88 | W |
| Florida | (N) | 67-78 | L |
| Miami | (N) | 72-61 | W |
| Florida | (N) | 84-76 | W |
| Florida | (N) | 71-84 | L |
| Mercer | (N) | 75-84 | L |

1980-81 (14-15, 1-3 METRO)

| | | | | |
|-------|--------------------|-----|-------|---|
| 11/20 | Georgia Tech | (A) | 84-97 | L |
| 11/21 | Georgia State | (A) | 79-96 | L |
| 11/25 | South Alabama | (A) | 79-82 | L |
| 11/28 | Valdosta State* | (N) | 58-62 | L |
| 11/29 | Alabama* | (N) | 77-76 | W |
| 12/3 | Florida | (H) | 90-48 | W |
| 12/6 | Miami | (H) | 87-73 | W |
| 12/12 | Central Florida | (H) | 92-75 | W |
| 12/13 | Denver | (H) | 93-41 | W |
| 12/18 | Miss U/Women** | (A) | 73-70 | W |
| 12/19 | Central Missouri** | (N) | 60-69 | L |
| 12/20 | Clemson** | (N) | 59-78 | L |
| 1/7 | Indiana | (H) | 76-79 | L |
| 1/8 | East Carolina | (H) | 67-78 | L |
| 1/10 | Cincinnati | (A) | 65-91 | L |
| 1/14 | Florida A&M | (H) | 76-64 | W |
| 1/16 | South Florida | (H) | 79-41 | W |
| 1/22 | S.E. Louisiana | (A) | 94-68 | W |
| 1/24 | Southern Miss | (A) | 69-73 | L |
| 1/26 | Mercer | (H) | 76-80 | L |
| 1/29 | South Carolina | (A) | 57-69 | L |
| 1/31 | Miami | (A) | 62-55 | W |
| 2/5 | Tulane+ | (A) | 60-70 | L |
| 2/7 | St. Louis+ | (N) | 78-56 | W |
| 2/11 | Florida | (A) | 81-83 | L |
| 2/12 | South Florida | (A) | 71-61 | W |
| 2/14 | Florida A&M | (A) | 76-61 | W |
| 2/16 | South Alabama | (H) | 80-67 | W |
| 2/17 | Miami++ | (N) | 70-79 | L |

*Lady Sunshine Classic, Orlando, FL

**MUW Christmas Tournament, Columbus, MS

+Metro Conference Tournament, New Orleans, LA

++FAIA State Tournament, Daytona Beach, FL

1981-82 (28-10, 2-3 METRO)

| | | | | |
|-------|---------------------|-----|--------|---|
| 11/23 | Stetson | (H) | 81-54 | W |
| 11/26 | McNeese State* | (N) | 69-62 | W |
| 11/28 | Valdosta State* | (N) | 82-69 | W |
| 12/1 | Central Florida | (H) | 75-65 | W |
| 12/4 | Kent State** | (N) | 80-66 | W |
| 12/5 | Purdue** | (A) | 65-39 | W |
| 12/8 | Florida | (H) | 60-63 | L |
| 12/11 | Fla International | (A) | 74-64 | W |
| 12/12 | Miami | (A) | 77-74 | W |
| 12/19 | South Alabama | (H) | 99-44 | W |
| 1/2 | Lewis University+ | (A) | 94-46 | W |
| 1/3 | Miami-Ohio+ | (A) | 89-68 | W |
| 1/5 | North Carolina+ | (A) | 77-68 | W |
| 1/8 | South Florida | (A) | 80-60 | W |
| 1/11 | Miss U - Women | (H) | 76-54 | W |
| 1/13 | Florida | (A) | 86-79 | W |
| 1/16 | Virginia Tech | (A) | 93-72 | W |
| 1/17 | #7/ Old Dominion | (A) | 65-100 | L |
| 1/20 | Florida A&M | (A) | 86-87 | L |
| 1/25 | #14/ Memphis St. | (H) | 90-104 | L |
| 1/27 | #12/ South Carolina | (H) | 81-82 | L |
| 1/30 | Southern Miss | (H) | 84-94 | L |
| 2/6 | Louisville | (A) | 73-89 | L |
| 2/8 | Tulane | (A) | 89-70 | W |
| 2/10 | Florida A&M | (H) | 59-58 | W |
| 2/13 | Miami | (H) | 66-52 | W |
| 2/15 | #18/ Mississippi | (H) | 63-61 | W |
| 2/20 | Tampa | (H) | 90-50 | W |
| 2/22 | South Florida | (H) | 77-49 | W |
| 3/4 | Miami++ | (N) | 84-80 | W |
| 3/6 | Florida A&M++ | (N) | 76-65 | W |
| 3/11 | Mississippi Coll* | (H) | 71-69 | W |
| 3/11 | Ga Southern* | (H) | 78-81 | W |
| 3/12 | Miss Valley* | (H) | 83-95 | L |
| 3/25 | Pepperdine# | (H) | 76-63 | W |
| 3/26 | Brigham Young# | (N) | 75-71 | W |
| 3/27 | Oregon State# | (N) | 60-76 | L |

Record includes Feb. 5 forfeit win over St. Louis

*Lady Seminole Classic, Tallahassee, FL

**Boilermaker Premier, W. Lafayette, IN

+Hurricane New Year's Classic, Miami, FL

++FAIAW State Tournament, Daytona Beach, FL

*AIAW Region III Tournament

#NWIT

1982-83 (24-6, 5-1 METRO)

| | | | | |
|-------|-------------------|-----|--------|---|
| 11/26 | Tenn-Chatt* | (H) | 94-77 | W |
| 11/27 | North Carolina* | (H) | 75-74 | W |
| 12/1 | Albany State | (H) | 94-52 | W |
| 12/4 | Stetson | (H) | 102-42 | W |
| 12/6 | Alabama | (A) | 73-64 | W |
| 12/10 | #11/ Penn State** | (N) | 84-86 | L |
| 12/11 | Delta State** | (N) | 75-67 | W |
| 12/31 | Nebraska+ | (N) | 100-84 | W |
| 1/2 | Army+ | (N) | 69-60 | W |
| 1/3 | Oklahoma State+ | (N) | 72-52 | W |
| 1/6 | Temple | (A) | 74-69 | W |
| 1/7 | St. Joseph's | (A) | 59-54 | W |
| 1/11 | Montclair St (OT) | (H) | 89-81 | W |
| | | | | |

YEAR-BY-YEAR RESULTS

1985-86 (12-16, 3-8 METRO)

| | | | | |
|-------|------------------|-----|--------|---|
| 11/23 | West Georgia | (H) | 67- 57 | W |
| 11/26 | Ga SouthWest | (H) | 51- 58 | L |
| 11/29 | Colorado State* | (A) | 68- 53 | W |
| 11/30 | Monmouth (3OT)* | (A) | 81- 69 | W |
| 12/4 | Tampa | (H) | 88- 77 | W |
| 12/6 | Georgetown** | (H) | 78- 74 | W |
| 12/7 | Radford (OT)** | (H) | 80- 87 | L |
| 12/16 | Stetson | (A) | 76- 72 | W |
| 1/2 | South Carolina | (A) | 57- 81 | L |
| 1/4 | Virginia Tech | (A) | 68- 73 | L |
| 1/11 | Louisville | (H) | 67- 64 | W |
| 1/13 | Cincinnati | (H) | 75- 72 | W |
| 1/18 | Central Florida | (A) | 90- 98 | L |
| 1/20 | South Florida | (A) | 58- 47 | W |
| 1/22 | Florida | (H) | 68- 77 | L |
| 1/24 | Tulane | (H) | 71- 70 | W |
| 1/26 | #11/13 Tennessee | (H) | 43- 89 | L |
| 1/30 | Albany State | (A) | 72- 69 | W |
| 2/1 | Memphis State | (A) | 66- 95 | L |
| 2/6 | Southern Miss | (H) | 76- 89 | L |
| 2/8 | Tulane | (A) | 60- 75 | L |
| 2/10 | South Florida | (H) | 78- 68 | W |
| 2/13 | Florida A&M | (H) | 65- 83 | L |
| 2/15 | Southern Miss | (H) | 76- 89 | L |
| 2/19 | Florida | (A) | 76- 81 | L |
| 2/22 | #22 Memphis St | (A) | 70- 81 | L |
| 2/26 | Stetson | (H) | 68- 74 | L |
| 3/1 | Cincinnati+ | (A) | 45- 77 | L |

*Pizza Hut Classic

**Southernaire Invitational, Tallahassee, FL

+Metro Conference Tournament, Columbia, SC

1986-86

Head Coach Marynell Meadors

1986-87 (9-19, 5-7 METRO)

| | | | | |
|-------|-------------------|-----|--------|---|
| 12/1 | Albany State (OT) | (H) | 71- 72 | L |
| 12/5 | Toledo* | (H) | 80- 64 | W |
| 12/6 | Rice* | (H) | 62- 50 | W |
| 12/13 | Stetson | (H) | 50- 55 | L |
| 12/15 | Miami | (A) | 75- 74 | W |
| 12/16 | Florida Atlantic | (A) | 38- 42 | L |
| 12/18 | Alabama-Birm | (H) | 75- 62 | W |
| 12/30 | Valdosta State | (H) | 66- 75 | L |
| 1/3 | Virginia Tech | (A) | 78- 91 | L |
| 1/10 | Louisville | (H) | 66- 63 | W |
| 1/12 | Cincinnati | (H) | 53- 55 | L |
| 1/14 | Florida | (A) | 65- 69 | L |
| 1/16 | South Alabama | (A) | 58- 76 | L |
| 1/19 | South Carolina | (H) | 56- 63 | L |
| 1/24 | Southern Miss | (A) | 64- 62 | W |
| 1/26 | Memphis State | (A) | 68- 75 | W |
| 1/29 | Miami | (H) | 73- 80 | L |
| 1/31 | Virginia Tech | (H) | 70- 65 | W |
| 2/3 | South Alabama | (H) | 64- 99 | L |
| 2/7 | Louisville | (A) | 64- 77 | L |
| 2/9 | Cincinnati | (A) | 70- 50 | W |
| 2/12 | Florida A&M | (H) | 79- 72 | W |
| 2/16 | South Carolina | (A) | 61- 64 | L |
| 2/19 | Florida | (H) | 59- 70 | L |
| 2/21 | Southern Miss | (H) | 75- 84 | L |
| 2/23 | Memphis State | (H) | 67- 94 | L |
| 2/25 | New Orleans | (A) | 59- 87 | L |
| 3/5 | Virginia Tech** | (N) | 67- 88 | L |

*Tallahassee Hilton Classic, Tallahassee, FL

**Metro Conference Tournament, Blacksburg, VA

1987-88 (9-18, 4-8 METRO)

| | | | | |
|-------|-------------------|-----|---------|---|
| 11/27 | New Mexico St* | (N) | 73- 64 | W |
| 11/28 | DePaul* | (N) | 68- 82 | L |
| 12/4 | Wisconsin** | (H) | 100- 67 | W |
| 12/5 | W Virginia (OT)** | (H) | 68- 58 | W |
| 12/12 | Stetson | (A) | 69- 75 | L |
| 12/16 | Ga Southern (OT) | (A) | 83- 77 | W |
| 12/18 | North Carolina | (A) | 79- 82 | L |
| 1/3 | #17/19 Georgia | (H) | 72- 91 | L |
| 1/6 | Wisc-Green Bay | (H) | 64- 67 | L |
| 1/13 | New Orleans | (H) | 61- 71 | L |
| 1/16 | Memphis St (OT) | (H) | 90- 91 | L |
| 1/18 | Southern Miss | (H) | 60- 69 | L |
| 1/21 | Florida A&M | (H) | 68- 73 | L |
| 1/25 | South Carolina | (H) | 55- 85 | L |
| 1/28 | Valdosta State | (A) | 77- 83 | L |
| 1/30 | Virginia Tech | (H) | 61- 59 | W |
| 2/1 | Alabama | (H) | 64- 70 | L |
| 2/6 | Cincinnati | (H) | 59- 70 | L |
| 2/8 | Louisville | (H) | 99- 65 | W |
| 2/13 | Memphis State | (A) | 89- 94 | L |
| 2/15 | Southern Miss | (A) | 68- 84 | L |
| 2/20 | Virginia Tech | (A) | 81- 97 | L |
| 2/22 | South Carolina | (A) | 86- 96 | L |
| 2/27 | Florida | (H) | 71- 55 | W |
| 3/8 | Louisville | (A) | 73- 70 | W |
| 3/9 | Cincinnati | (A) | 66- 58 | L |
| 3/10 | Cincinnati+ | (H) | 76- 78 | L |

*Coopers & Lybrand Invitational

**Tallahassee Hilton Classic, Tallahassee, FL

+Metro Conference Tournament, Tallahassee, FL

1988-89 (16-11, 7-5 METRO)

| | | | | |
|-------|--------------------|-----|---------|---|
| 11/25 | Central Michigan* | (N) | 100- 78 | W |
| 11/26 | Miami* | (N) | 85- 96 | L |
| 12/2 | UNC-Ashville** | (H) | 99- 58 | W |
| 12/3 | Ga Southern** | (H) | 105- 78 | W |
| 12/11 | Miami | (A) | 79- 88 | L |
| 12/13 | Florida | (A) | 60- 65 | L |
| 12/17 | Stetson | (H) | 70- 64 | W |
| 12/19 | Alabama-Birm | (A) | 84- 68 | W |
| 1/2 | Southern Miss | (H) | 78- 75 | W |
| 1/9 | Memphis State | (H) | 95- 75 | W |
| 1/14 | Cincinnati | (A) | 45- 66 | L |
| 1/16 | Louisville | (A) | 65- 64 | W |
| 1/21 | Virginia Tech | (A) | 67- 68 | L |
| 1/23 | #16/15 S. Carolina | (A) | 82- 99 | L |
| 1/25 | South Florida | (H) | 85- 74 | W |
| 1/28 | Virginia Tech | (H) | 69- 66 | W |
| 1/30 | Alabama | (A) | 66- 70 | L |
| 2/4 | Southern Miss | (A) | 68- 84 | L |
| 2/6 | Howard | (H) | 101- 73 | W |
| 2/9 | Florida A&M | (H) | 75- 68 | W |
| 2/11 | Cincinnati | (H) | 62- 57 | W |
| 2/13 | Louisville | (H) | 82- 76 | W |
| 2/16 | #5/6 Georgia | (A) | 70- 90 | L |
| 2/20 | #14/19 S. Carolina | (H) | 68- 76 | L |
| 2/24 | South Florida | (A) | 94- 85 | W |
| 3/2 | Memphis State | (A) | 89- 80 | W |
| 3/8 | Cincinnati+ | (N) | 47- 57 | L |

*Lady Sunshine Classic, Lake Mary, FL

**Tallahassee Hilton Classic, Tallahassee, FL

+Metro Conference Tournament, Memphis, TN

1989-90 (21-9, 11-3 METRO)

| | | | | |
|-------|-----------------------|-----|---------|---|
| 11/24 | S. Alabama (2OT)* | (N) | 89- 82 | W |
| 11/25 | #13/12 LSU* | (A) | 65- 68 | L |
| 12/1 | Miss State* | (H) | 89- 62 | W |
| 12/2 | UNC-Charlotte** | (H) | 50- 63 | L |
| 12/6 | Alabama | (A) | 81- 76 | W |
| 12/18 | Stetson | (A) | 77- 70 | W |
| 12/30 | Appalachian St | (H) | 77- 62 | W |
| 1/4 | Ga. Southern | (A) | 80- 49 | W |
| 1/6 | Virginia Tech | (A) | 68- 64 | W |
| 1/8 | Tulane | (H) | 103- 66 | W |
| 1/10 | Florida | (H) | 63- 62 | W |
| 1/13 | Louisville (OT) | (H) | 69- 66 | W |
| 1/15 | Cincinnati | (H) | 61- 44 | W |
| 1/17 | #14/14 Auburn | (A) | 63- 80 | L |
| 1/22 | #15/17 S. Carolina | (H) | 72- 75 | L |
| 1/27 | #19/18 Southern Miss | (A) | 73- 77 | L |
| 1/28 | Memphis State | (A) | 72- 62 | W |
| 2/3 | Virginia Tech | (H) | 69- 52 | W |
| 2/5 | Tulane | (A) | 100- 45 | W |
| 2/10 | Louisville | (A) | 77- 62 | W |
| 2/12 | Cincinnati | (A) | 57- 44 | W |
| 2/15 | Florida A&M | (A) | 87- 60 | W |
| 2/17 | Miami | (H) | 95- 66 | W |
| 2/21 | #17/7 Georgia | (H) | 76- 80 | L |
| 2/24 | #17/17 Southern Miss | (H) | 97- 72 | W |
| 2/26 | Memphis State | (H) | 98- 60 | W |
| 3/3 | #17/18 S. Carolina | (A) | 59- 75 | L |
| 3/8 | Memphis State+ | (A) | 83- 58 | W |
| 3/10 | #22/20 Southern Miss+ | (A) | 78- 90 | L |
| 3/14 | #23 Penn State++ | (H) | 73- 83 | L |

*LSU Crawfish Classic, Baton Rouge, LA

**Tallahassee Hilton Classic, Tallahassee, FL

+Metro Conference Tournament, Cincinnati, OH

++NCAA Tournament, Tallahassee, FL

1990-91 (25-7, 12-2 METRO)

| | | | | |
|-------|---------------------|-----|---------|---|
| 11/23 | Missouri-KC* | (N) | 66- 52 | W |
| 11/24 | SW Missouri St* | (A) | 63- 68 | L |
| 12/1 | Marquette** | (H) | 110- 75 | W |
| 12/2 | #20/20 LSU** | (H) | 89- 82 | W |
| 12/7 | #18/19 N. Illinois+ | (H) | 78- 66 | W |
| 12/8 | #1/1 Virginia+ | (A) | 77- 92 | L |
| 12/17 | Florida | (A) | 79- 78 | W |
| 12/19 | Miami | (H) | 76- 62 | W |
| 1/7 | Virginia Tech | (A) | 78- 64 | W |
| 1/12 | Cincinnati | (H) | 90- 61 | W |
| 1/14 | Louisville | (H) | 83- 70 | W |
| 1/16 | Alabama | (H) | 88- 65 | W |
| 1/19 | Memphis State | (A) | 106- 94 | W |
| 1/21 | South Carolina | (A) | 69- 60 | W |
| 1/26 | Southern Miss | (H) | 96- 76 | W |
| 1/28 | Tulane | (H) | 87- 60 | W |
| 1/31 | #4/4 Georgia | (A) | 71- 91 | L |
| 2/4 | S. Carolina (2OT) | (H) | 91- 92 | L |
| 2/6 | Stetson | (H) | 114- 71 | W |
| 2/9 | Cincinnati | (A) | 67- 49 | W |
| 2/11 | Louisville | (A) | 86- 52 | W |
| 2/14 | #5/5 Auburn | (H) | 64- 79 | L |
| 2/16 | Memphis State | (H) | 101- 77 | W |
| 2/18 | Virginia Tech | (H) | 76- 53 | W |
| 2/23 | Southern Miss | (A) | 90- 93 | L |
| 2/25 | Tulane | (A) | 104- 66 | W |
| 2/28 | Florida A&M | (H) | 92- 62 | W |
| 3/4 | Cincinnati++ | (N) | 89- 51 | W |
| 3/5 | Louisville++ | (A) | 83- 70 | W |
| 3/6 | S. Carolina++ | (N) | 54- 53 | W |
| 3/13 | Appalachian St* | (H) | 96- 57 | W |
| 3/13 | #10/11 W Kentucky\$ | (H) | 69- 72 | L |

*St. John's Lady Bear Classic, Springfield, MO

**Tallahassee Hilton Classic, Tallahassee, FL

+Cavalier Classic, Charlottesville, VA

++Metro Conference Tournament, Louisville, KY

\$NCAA Tournament, Tallahassee, FL

SNCAA Tournament, 2nd Round, Bowling Green, KY

1991-92 (17-11, 8-8 ACC)

| | | | | |
|-------|---------------------|-----|---------|---|
| 11/23 | Miami (OT) | (H) | 71- 69 | W |
| 11/29 | #14/17 Lamar* | (N) | 78- 67 | W |
| 11/30 | #19 LSU (OT) | (A) | 88- 96 | L |
| 12/7 | Montana State* | (H) | 89- 66 | W |
| 12/8 | E Kentucky* | (H) | 72- 65 | W |
| 12/15 | Florida (OT) | (H) | 90- 78 | W |
| 12/17 | Georgia Tech* | (H) | 68- 70 | L |
| 1/3 | #1/1 Virginia* | (H) | 60- 87 | L |
| 1/5 | Wake Forest* | (A) | 86- 83 | W |
| 1/8 | #4/4 Maryland* | (H) | 64- 79 | L |
| 1/11 | Georgia Tech* | (A) | 77- 66 | W |
| 1/15 | #17/17 Clemson* | (A) | 73- 80 | L |
| 1/19 | #20/15 NC State* | (H) | 76- 75 | W |
| 1/21 | Duke* | (H) | 67- 55 | W |
| 1/25 | #25/25 N. Carolina* | (H) | 70- 61 | W |
| 1/27 | #2/2 Virginia* | (A) | 43- 81 | L |
| 2/1 | #15/19 Clemson* | (H) | 79- 66 | W |
| 2/5 | #1/1 Maryland* | (A) | 70-101 | L |
| 2/8 | Duke* | (A) | 61- 53 | W |
| 2/10 | #24/20 N. Carolina* | (A) | 52- 69 | L |
| 2/15 | NC State* | (A) | 86- 79 | W |
| 2/17 | Wake Forest* | (H) | 64- 67 | L |
| 2/19 | Butler | (H) | 68- 71 | L |
| 2/22 | Northern Illinois | (H) | 99- 74 | W |
| 2/26 | Florida A&M | (A) | 100- 71 | W |
| 2/26 | Florida Atlantic | (H) | 96- 64 | W |
| 2/29 | Oral Roberts | (H) | 104- 59 | W |
| 3/6 | North Carolina** | (N) | 69- 81 | L |

&LSU Crawfish Classic, Baton Rouge, LA

* ACC Game

**ACC Tournament, Rock Hill, SC

1992-93 (13-14, 6-10 ACC)

| | | | | |
|-------|---------------------|-----|--------|---|
| 12/1 | Florida Atlantic | (H) | 97- 67 | W |
| 12/4 | South Florida* | (H) | 87- 68 | W |
| 12/5 | Louisiana State* | (H) | 79- 59 | W |
| 12/16 | NC State* | (A) | 67- 75 | L |
| 12/18 | #16/ Miami | (A) | 64- 61 | W |
| 12/21 | #20/ Tenn Tech& | (N) | 88- 72 | W |
| 12/22 | California& | (A) | 50- 69 | L |
| 1/3 | Duke* | (A) | 84- 72 | W |
| 1/6 | #3/9 Virginia* | (H) | 66- 78 | L |
| 1/10 | #15/14 N. Carolina* | (A) | 85- 66 | W |
| 1/12 | #3/3 Maryland* | (H) | 68- 61 | W |
| 1/16 | Wake Forest* | (A) | 53- 57 | L |
| 1/18 | #25 Georgia Tech* | (A) | 79- 71 | W |
| 1/21 | #13 N. Carolina* | (H) | 60- 73 | L |
| 1/25 | #12 Maryland* | (A) | 61- 74 | L |
| 1/27 | Florida A&M | (H) | 79- 58 | W |
| 1/30 | #3/10 Virginia* | (A) | 68- 76 | L |
| 2/3 | Florida | (A) | 78- 81 | L |
| 2/6 | #19/19 Clemson* | (H) | 69- 84 | L |
| 2/9 | #22/ N. Illinois | (A) | 80- 86 | L |
| 2/12 | Georgia Tech* | (H) | 46- 61 | L |
| 2/14 | Wake Forest* | (H) | 77- 73 | W |
| 2/16 | Oral Roberts | (H) | 74- 53 | W |
| 2/21 | NC State* | (H) | 47- 57 | L |
| 2/24 | #24 Clemson* | (A) | 63- 70 | L |
| 2/28 | Duke* | (H) | 74- 67 | W |
| 3/6 | #12/12 Maryland** | (N) | 68- 91 | L |

*Dial Classic, Tallahassee, FL

&Oakland Tribune Classic, Oakland, CA

* ACC Game

**ACC Tournament, Rock Hill

YEAR-BY-YEAR RESULTS

1997-PRESENT

Head Coach Sue Semrau

1997-98 (9-18, 5-11 ACC)

| | | | | |
|-------|-----------------------|-----|--------|---|
| 11/16 | Florida A&M | (A) | 79-70 | W |
| 11/21 | #9/8 Florida# | (A) | 64-73 | L |
| 11/21 | South Florida# | (A) | 71-59 | W |
| 11/26 | Mississippi | (H) | 64-54 | W |
| 12/3 | #25/23 NC State | (A) | 60-72 | L |
| 12/5 | Charleston S^ | (H) | 72-51 | W |
| 12/6 | Fla International^ | (H) | 63-66 | L |
| 12/13 | #4/4 Louisiana Tech | (A) | 60-86 | L |
| 12/16 | Clemson* | (H) | 84-87 | L |
| 12/19 | Duquesne | (A) | 61-92 | L |
| 12/21 | #22/24 SW Missouri St | (H) | 57-68 | L |
| 1/2 | #9/9 Virginia* | (A) | 62-75 | L |
| 1/4 | #5/4 N. Carolina* | (A) | 77-103 | L |
| 1/8 | Wake Forest* | (H) | 64-63 | W |
| 1/16 | #25/20 Duke* | (A) | 76-96 | L |
| 1/18 | Georgia Tech* | (A) | 88-53 | W |
| 1/21 | #10/12 Florida | (H) | 57-69 | L |
| 1/23 | Maryland* | (H) | 53-50 | W |
| 1/25 | #8/7 NC State* | (H) | 62-72 | L |
| 1/29 | #21/22 Clemson* | (A) | 55-85 | L |
| 2/1 | #16/13 Virginia (OT)* | (H) | 76-83 | L |
| 2/4 | #5/5 N. Carolina* | (H) | 58-75 | L |
| 2/8 | Wake Forest* | (A) | 63-56 | W |
| 2/15 | #13/14 Duke* | (H) | 67-79 | L |
| 2/19 | Georgia Tech* | (H) | 77-56 | W |
| 2/22 | Maryland* | (A) | 49-77 | L |
| 2/26 | #16/17 Clemson* | (N) | 68-85 | L |

#Dial Classic, Gainesville, FL
^Tallahassee Democrat Seminole Classic, Tallahassee, FL

*ACC Game
**ACC Tournament, Charlotte, NC

1998-99 (7-20, 2-14 ACC)

| | | | | |
|-------|-----------------------|-----|---------|---|
| 11/14 | Tulsa | (A) | 76-67 | W |
| 11/19 | #3/2 Louisiana Tech | (H) | 72-88 | L |
| 11/22 | Long Beach St^ | (H) | 94-64 | W |
| 11/23 | Fla International^ | (H) | 62-75 | L |
| 12/2 | #16/16 Duke* | (A) | 72-91 | L |
| 12/5 | #9/8 N Carolina (OT)* | (H) | 101-112 | L |
| 12/14 | South Florida | (H) | 83-74 | W |
| 12/17 | Pepperdine | (A) | 72-75 | L |
| 12/19 | Cal St. Fullerton | (A) | 84-73 | W |
| 12/21 | Western Carolina | (H) | 83-39 | W |
| 12/30 | #4/4 Georgia | (A) | 72-95 | L |
| 1/2 | Georgia Tech* | (A) | 70-92 | L |
| 1/4 | NC State* | (H) | 54-65 | L |
| 1/7 | #12/10 Clemson* | (A) | 55-77 | L |
| 1/14 | Wake Forest* | (H) | 80-57 | W |
| 1/17 | Maryland* | (A) | 76-94 | L |
| 1/22 | #19/21 Virginia* | (H) | 71-80 | L |
| 1/25 | #9/13 Duke* | (H) | 75-92 | L |
| 1/28 | #14/10 N. Carolina* | (A) | 76-87 | L |
| 1/31 | Georgia Tech* | (H) | 78-86 | L |
| 2/4 | NC State* | (A) | 59-84 | L |
| 2/7 | #17/18 Clemson* | (H) | 67-71 | L |
| 2/11 | Florida | (A) | 89-106 | L |
| 2/15 | Wake Forest* | (A) | 68-80 | L |
| 2/18 | Maryland* | (H) | 69-63 | W |
| 2/21 | #17/17 Virginia* | (A) | 55-73 | L |
| 2/25 | #8/9 Duke** | (N) | 57-90 | L |

*Tallahassee Democrat Seminole Classic, Tallahassee, FL
*ACC Game

**ACC Tournament, Charlotte, NC

1999-00 (12-17, 4-12 ACC)

| | | | | |
|-------|------------------|-----|--------|---|
| 11/19 | Tulsa | (H) | 77-70 | W |
| 11/22 | South Florida | (A) | 74-84 | L |
| 11/26 | UT-Chattanooga^ | (H) | 69-78 | L |
| 11/27 | Oakland^ | (H) | 99-90 | W |
| 11/30 | Mercer | (A) | 74-62 | W |
| 12/7 | Florida | (H) | 74-82 | L |
| 12/19 | Loyola | (A) | 102-70 | W |
| 12/21 | Chicago State | (A) | 73-49 | W |
| 12/29 | St. John's S | (N) | 64-56 | W |
| 12/30 | Florida Int'l S | (A) | 76-55 | W |
| 1/3 | Wake Forest* | (A) | 59-64 | L |
| 1/6 | #3/3 NC State* | (H) | 58-62 | L |
| 1/9 | Virginia* | (H) | 73-76 | L |
| 1/12 | Maryland* | (A) | 67-68 | L |
| 1/16 | Georgia Tech* | (H) | 93-64 | W |
| 1/20 | North Carolina* | (A) | 67-77 | L |
| 1/24 | #9/9 Duke* | (H) | 54-59 | L |
| 1/27 | Clemson* | (H) | 61-73 | L |
| 1/30 | #11/11 Auburn | (H) | 52-55 | L |
| 2/3 | Wake Forest* | (H) | 76-47 | W |
| 2/6 | #11/8 NC State* | (A) | 62-72 | L |
| 2/10 | #22/21 Virginia* | (A) | 59-74 | L |
| 2/13 | Maryland* | (H) | 66-52 | W |
| 2/17 | Georgia Tech* | (A) | 77-74 | W |
| 2/22 | #23 N. Carolina* | (H) | 74-78 | L |
| 2/24 | #9/8 Duke* | (A) | 52-87 | L |
| 2/27 | Clemson* | (A) | 58-75 | L |
| 3/4 | Maryland** | (N) | 65-60 | W |
| 3/5 | #12/10 Duke** | (N) | 65-92 | L |

\$Sun & Fun Classic, Miami, FL
^Tallahassee Democrat Seminole Classic, Tallahassee, FL

*ACC Game
**ACC Tournament, Greensboro, NC

2000-01 (19-12, 9-7 ACC)

| | | | | |
|-------|------------------|-----|-------|---|
| 11/19 | UNC-Asheville | (H) | 89-64 | W |
| 11/21 | Florida | (A) | 65-79 | L |
| 11/25 | Chicago State^ | (H) | 85-45 | W |
| 11/26 | Virginia Tech^ | (H) | 77-57 | W |
| 11/28 | UCF | (A) | 68-37 | W |
| 12/2 | UT-Chattanooga | (A) | 67-72 | L |
| 12/10 | Mercer | (H) | 69-43 | W |
| 12/17 | St. Francis (NY) | (A) | 73-65 | W |
| 12/19 | Fordham | (A) | 73-52 | W |
| 12/28 | Coppin State | (H) | 86-49 | W |
| 12/30 | #12/12 NC State* | (H) | 74-70 | W |
| 1/5 | Georgia Tech* | (A) | 66-65 | W |
| 1/8 | #5/5 Duke* | (H) | 60-73 | L |
| 1/10 | Maryland* | (H) | 69-38 | W |
| 1/14 | Wake Forest* | (A) | 69-79 | L |
| 1/18 | North Carolina* | (H) | 62-75 | L |
| 1/21 | #20/20 Clemson* | (A) | 66-79 | L |
| 1/24 | #24 Virginia* | (H) | 60-58 | W |
| 1/29 | #24 NC State* | (A) | 66-85 | L |
| 2/1 | #15/16 Xavier* | (A) | 72-75 | L |
| 2/5 | Georgia Tech* | (H) | 89-69 | W |
| 2/8 | #4/4 Duke* | (H) | 71-69 | W |
| 2/11 | Maryland* | (H) | 77-65 | W |
| 2/15 | Wake Forest* | (H) | 73-61 | W |
| 2/18 | UNC (OT)* | (A) | 80-78 | W |
| 2/22 | #22/Clemson* | (H) | 49-63 | L |
| 2/25 | Virginia* | (A) | 65-77 | L |
| 3/3 | Virginia** | (N) | 83-77 | W |
| 3/4 | #4/4 Duke** | (N) | 56-72 | L |
| 3/16 | Tulane% | (N) | 72-70 | W |
| 3/18 | #8/8 Iowa State% | (A) | 70-85 | L |

*Tallahassee Democrat Seminole Classic, Tallahassee, FL
*ACC Game

**ACC Tournament, Greensboro, NC
%NCAA Tournament, Ames, Iowa

2001-02 (13-15, 4-12 ACC)

| | | | | |
|-------|---------------------|-----|--------|---|
| 11/18 | Saint Mary's | (N) | 78-57 | W |
| 11/20 | Dayton | (N) | 63-60 | W |
| 11/24 | E Tenn State^ | (H) | 99-66 | W |
| 11/25 | Saint Joseph S^ | (H) | 72-45 | W |
| 11/29 | #19/18 Florida (OT) | (H) | 74-78 | L |
| 12/2 | Austin Peay | (H) | 89-65 | W |
| 12/5 | Georgia Tech* | (A) | 87-78 | W |
| 12/7 | Jacksonville | (H) | 97-51 | W |
| 12/9 | UCF | (H) | 78-42 | W |
| 12/16 | #25 Auburn | (A) | 59-71 | L |
| 12/19 | Indiana | (A) | 62-61 | W |
| 12/21 | IUPUI | (A) | 78-68 | W |
| 12/30 | Clemson* | (A) | 70-74 | L |
| 1/2 | #19/18 N. Carolina* | (H) | 81-93 | L |
| 1/6 | Maryland* | (A) | 50-62 | L |
| 1/10 | Wake Forest* | (A) | 73-77 | L |
| 1/17 | NC State* | (H) | 80-74 | W |
| 1/20 | Georgia Tech* | (H) | 56-73 | L |
| 1/23 | Virginia* | (A) | 62-66 | L |
| 1/27 | #4/6 Duke* | (H) | 80-102 | L |
| 1/31 | Clemson* | (H) | 43-56 | L |
| 2/4 | #24/23 N. Carolina* | (A) | 63-93 | L |
| 2/7 | Maryland* | (H) | 60-55 | W |
| 2/9 | Wake Forest* | (H) | 63-56 | W |
| 2/14 | NC State* | (A) | 60-64 | L |
| 2/21 | #5/5 Duke* | (A) | 55-88 | L |
| 2/24 | Virginia* | (H) | 54-57 | L |
| 3/1 | #4/4 Duke** | (N) | 66-82 | L |

*Seminole Classic

*ACC Game
**ACC Tournament, Greensboro, NC

2002-03 (17-13, 8-8 ACC)

| | | | | |
|-------|--------------------|-----|-------|---|
| 11/22 | Alabama State^ | (H) | 89-61 | W |
| 11/23 | Georgia State^ | (H) | 73-60 | W |
| 11/26 | Florida | (A) | 69-80 | L |
| 11/29 | Wright State | (H) | 84-69 | W |
| 12/3 | Indiana | (H) | 58-47 | W |
| 12/7 | South Florida | (A) | 82-78 | W |
| 12/15 | Akron | (A) | 75-46 | W |
| 12/18 | Jacksonville | (A) | 71-51 | W |
| 12/21 | Northern Arizona | (A) | 69-79 | L |
| 12/30 | #3/2 Connecticut | (H) | 55-74 | L |
| 1/2 | Wake Forest* | (A) | 63-61 | W |
| 1/5 | UCF | (H) | 77-47 | W |
| 1/8 | NC State* | (H) | 64-55 | W |
| 1/12 | #10/9 N. Carolina* | (H) | 53-74 | L |
| 1/16 | Maryland* | (A) | 76-61 | W |
| 1/20 | Georgia Tech* | (H) | 66-47 | W |
| 1/23 | Virginia* | (H) | 55-46 | W |
| 1/26 | #1/1 Duke* | (A) | 63-81 | L |
| 1/30 | Clemson* | (A) | 59-57 | W |
| 2/2 | W. Forest (OT)* | (H) | 62-60 | W |
| 2/9 | NC State* | (A) | 52-57 | L |
| 2/13 | #8/7 N. Carolina* | (A) | 56-72 | L |
| 2/16 | Maryland* | (H) | 61-66 | L |
| 2/19 | Georgia Tech* | (A) | 56-86 | L |
| 2/23 | Virginia* | (A) | 54-63 | L |
| 2/27 | #2/2 Duke* | (H) | 49-70 | L |
| 3/2 | Clemson* | (H) | 68-59 | W |
| 3/8 | Georgia Tech** | (N) | 59-64 | L |
| 3/20 | Florida Int'l**** | (H) | 77-51 | W |
| 3/23 | Auburn**** | (A) | 57-68 | L |

*Seminole Classic

*ACC Game
**ACC Tournament, Greensboro, NC
****WNIT

2003-04 (15-15, 7-9 ACC)

| | | | | |
|-------|----------------------|-----|--------|---|
| 11/23 | Savannah State | (H) | 107-28 | W |
| 11/25 | #1/1 Connecticut | (A) | 53-81 | L |
| 11/29 | UW-Milwaukee^ | (H) | 72-70 | W |
| 11/30 | Harvard^ | (H) | 96-82 | W |
| 12/02 | UCF | (A) | 72-59 | W |
| 12/06 | Florida | (H) | 60-74 | L |
| 12/14 | South Florida | (H) | 65-58 | W |
| 12/20 | #22/19 TCU# | (N) | 68-81 | L |
| 12/21 | Fairleigh Dickinson# | (N) | 88-77 | W |
| 12/27 | #17/18 LSU\$ | (N) | 68-75 | L |
| 12/29 | Troy State | (H) | 80-42 | W |
| 1/2 | Georgia Tech* | (A) | 59-66 | L |
| 1/5 | #1/2 Duke* | (A) | 66-79 | L |
| 1/8 | Clemson* | (A) | 68-61 | W |
| 1/12 | Maryland* | (H) | 82-77 | W |
| 1/15 | Wake Forest* | (A) | 81-73 | W |
| 1/19 | NC State* | (H) | 64-79 | L |
| 1/23 | Virginia (OT)* | (H) | 80-82 | L |
| 1/25 | Georgia Tech* | (H) | 62-73 | L |
| 2/1 | #10/10 N. Carolina* | (A) | 60-66 | L |
| 2/4 | #2/2 Duke* | (H) | 80-74 | W |
| 2/8 | Clemson* | (H) | 65-50 | W |
| 2/12 | Maryland* | (A) | 67-76 | L |
| 2/19 | Wake Forest* | (H) | 67-54 | W |
| 2/19 | NC State* | (A) | 55-65 | L |
| 2/22 | Virginia* | (A) | 73-71 | W |
| 2/26 | #11/11 N. Carolina* | (H) | 58-71 | L |
| 3/6 | Maryland** | (N) | 47-62 | L |
| 3/17 | South Alabama*** | (A) | 67-61 | W |
| 3/21 | Richmond*** | (A) | 77-84 | L |

*Seminole Classic
#Malibu Beach Classic, Malibu, CA
\$Russell Athletic Shootout, Atlanta, GA

*ACC Game
**ACC Tournament, Greensboro, NC
***WNIT

2004-05 (24-8, 9-5 ACC)

| | | | | |
|-------|-----------------------|-----|-------|---|
| 11/19 | Xavier | (H) | 56-48 | W |
| 11/22 | Florida | (A) | 72-62 | W |
| 11/26 | Eastern Kentucky^ | (H) | 70-53 | W |
| 11/27 | Miami (OH)^ | (H) | 82-56 | W |
| 12/2 | Florida A&M | (H) | 85-66 | W |
| 12/12 | New Orleans | (A) | 62-44 | W |
| 12/15 | Florida Atlantic | (H) | 65-40 | W |
| 12/18 | UT-Arlington | (H) | 72-70 | W |
| 12/20 | Fordham# | (N) | 65-51 | W |
| 12/21 | Towson# | (N) | 67-56 | W |
| 12/22 | UNC-Charlotte# | (N) | 83-72 | W |
| 12/28 | Louisville\$ | (N) | 69-54 | W |
| 12/29 | Montana\$ | (A) | 49-60 | L |
| 12/31 | Colgate | (H) | 64-43 | W |
| 1/6 | Georgia Tech* | (H) | 58-59 | W |
| 1/9 | Miami* | (H) | 65-56 | W |
| 1/13 | Clemson* | (A) | 68-57 | W |
| 1/16 | #15/17 Maryland (OT)* | (H) | 95-91 | W |
| 1/20 | #9/6 N Carolina (OT)* | (H) | 79-73 | W |
| 1/24 | #23/ Va Tech (2OT)* | (A) | 81-78 | W |
| 1/27 | Miami* | (A) | 57-62 | L |
| 1/31 | Virginia* | (H) | 62-77 | L |
| 2/3 | Lipscomb | (A) | 73-49 | W |
| 2/6 | #3/4 Duke* | (A) | 64-75 | L |
| 2/9 | Clemson* | (H) | 82-61 | W |
| 2/13 | Wake Forest* | (A) | 71-69 | W |
| 2/17 | #24/24 NC State* | (A) | 43-71 | L |
| 2/19 | Va Tech (3OT)* | (H) | 94-83 | W |
| 2/27 | Georgia Tech* | (A) | 51-49 | W |
| 3/5 | Virginia** (OT) | (N) | 67-71 | L |
| 3/20 | Richmond% | (N) | 87-54 | W |
| 3/22 | #10/9 Connecticut* | (A) | 52-70 | L |

*Seminole Classic
#San Juan Shootout, San Juan, PR
\$Montana Invitational, Missoula, MT

*ACC Game
**ACC Tournament, Greensboro, NC
%NCAA Tournament, Storrs, CT

2005-06 (20-10, 10-4 ACC)

| | | | | |
|-------|------------------|-----|-------|---|
| 11/18 | Georgia Southern | (H) | 82-57 | W |
| 11/20 | Washington | (H) | 69-71 | L |
| 11/23 | Florida | (H) | 82-76 | W |
| 11/26 | W. Carolina^ | (H) | 75-67 | W |
| 11/27 | Montana^ | | | |

YEAR-BY-YEAR RESULTS

2008-09 (26-8, 12-2 ACC)

| | | | | |
|-------|-----------------------|-----|-------|---|
| 11/16 | Florida Gulf Coast | (H) | 81-62 | W |
| 11/18 | North Florida | (A) | 60-49 | W |
| 11/20 | College of Charleston | (H) | 70-57 | W |
| 11/23 | Florida | (H) | 57-72 | L |
| 11/25 | Southeast Missouri | (H) | 62-31 | W |
| 11/28 | Murray State# | (N) | 85-50 | W |
| 11/29 | Valparaiso# | (N) | 74-80 | L |
| 12/3 | Penn State | (H) | 73-60 | W |
| 12/7 | Temple | (A) | 86-67 | W |
| 12/14 | Mercer | (H) | 74-54 | W |
| 12/18 | Northern Colorado* | (N) | 75-32 | W |
| 12/19 | Washington& | (N) | 60-62 | L |
| 12/21 | #11/1 Connecticut* | (N) | 71-83 | L |
| 12/28 | LSU | (A) | 61-57 | W |
| 12/31 | UCF | (H) | 82-70 | W |
| 1/5 | #3/3 Texas A&M | (H) | 60-53 | W |
| 1/8 | Virginia Tech* | (A) | 67-63 | W |
| 1/11 | Clemson* | (H) | 80-54 | W |
| 1/15 | NC State* | (A) | 64-59 | W |
| 1/18 | #25 Georgia Tech* | (H) | 59-49 | W |
| 1/23 | #16/14 Virginia* | (A) | 80-75 | W |
| 1/29 | #3/7 Duke (OT)* | (H) | 82-75 | W |
| 2/2 | #13/9 Maryland* | (H) | 72-71 | L |
| 2/5 | Boston College* | (A) | 64-53 | W |
| 2/8 | Miami* | (A) | 75-59 | W |
| 2/13 | #8/7 N. Carolina* | (H) | 77-70 | W |
| 2/19 | Clemson* | (A) | 75-58 | W |
| 2/22 | Miami* | (H) | 59-58 | W |
| 2/24 | #22/19 Virginia* | (H) | 63-68 | L |
| 3/1 | Wake Forest* | (A) | 58-47 | W |
| 3/6 | Boston College** | (N) | 83-71 | W |
| 3/7 | #8/10 Duke** | (N) | 57-75 | L |
| 3/21 | North Carolina A&T% | (N) | 83-71 | W |
| 3/23 | #19/ Arizona State% | (N) | 58-63 | L |

#Colorado State Rocky Mountain Invitational (Fort Collins, Colo.)
 &Caribbean Classic (Cancun, Mexico)
 *ACC Games
 **ACC Tournament (Greensboro, NC)
 %NCAA Tournament (Duluth, Ga.)

2009-10 (29-6, 12-2 ACC)

| | | | | |
|-------|------------------------|-----|--------|---|
| 11/13 | North Florida | (H) | 79-50 | W |
| 11/17 | Florida | (A) | 66-62 | W |
| 11/20 | Stetson | (H) | 101-35 | W |
| 11/22 | Georgia State | (A) | 66-53 | W |
| 11/27 | Auburn | (H) | 82-67 | W |
| 11/29 | Missouri | (H) | 73-66 | W |
| 12/3 | Indiana | (A) | 78-50 | W |
| 12/6 | Alcorn State | (H) | 78-50 | W |
| 12/16 | UCF | (A) | 70-58 | W |
| 12/19 | UTSA# | (N) | 65-60 | L |
| 12/20 | DePaul# | (N) | 60-75 | L |
| 12/21 | Hawaii# | (N) | 83-39 | W |
| 12/28 | #1/1 Connecticut | (H) | 59-78 | L |
| 12/30 | Western Carolina | (H) | 80-47 | W |
| 1/3 | Temple | (H) | 77-64 | W |
| 1/7 | #19/19 Virginia* | (H) | 68-50 | W |
| 1/10 | Miami* | (A) | 70-78 | L |
| 1/14 | Clemson* | (A) | 80-50 | W |
| 1/17 | NC State* | (H) | 74-71 | W |
| 1/21 | Harvard | (H) | 96-52 | W |
| 1/24 | Boston College* | (H) | 85-64 | W |
| 1/29 | #7/7 Duke* | (A) | 43-73 | L |
| 2/1 | #13/15 North Carolina* | (A) | 83-73 | W |
| 2/7 | Wake Forest* | (H) | 83-38 | W |
| 2/11 | Clemson* | (H) | 67-50 | W |
| 2/15 | Georgia Tech* | (A) | 69-59 | W |
| 2/18 | Virginia Tech* | (H) | 78-68 | W |
| 2/22 | #18/18 Virginia* | (A) | 59-58 | W |
| 2/25 | Miami* | (H) | 87-62 | W |
| 2/28 | Maryland* | (A) | 94-61 | L |
| 3/5 | Boston College** | (N) | 60-67 | L |
| 3/20 | Louisiana Tech! | (N) | 75-61 | W |
| 3/22 | St. John's (OT)! | (N) | 66-65 | W |
| 3/28 | Mississippi State! | (N) | 74-71 | W |
| 3/30 | #1/1#1 Connecticut% | (N) | 50-90 | L |

Duel in the Desert (Las Vegas, Nev.)
 *ACC Games
 **ACC Tournament (Greensboro, NC)
 !NCAA Tournament 1st and 2nd Rounds (Tallahassee, Fla.)
 %NCAA Tournament (Dayton, Ohio)

2010-11 (24-8, 11-3 ACC)

| | | | | |
|-------|--------------------|-----|-------|---|
| 11/12 | Alabama State | (H) | 89-39 | W |
| 11/15 | Auburn | (A) | 67-61 | W |
| 11/18 | Colorado State | (H) | 63-52 | W |
| 11/21 | Vanderbilt | (H) | 72-66 | W |
| 11/26 | Alabama# | (N) | 68-61 | W |
| 11/27 | Arizona State# | (N) | 65-55 | W |
| 12/1 | #25 Michigan State | (H) | 64-72 | L |
| 12/4 | Western Carolina | (N) | 68-48 | W |
| 12/12 | Jacksonville State | (H) | 87-39 | W |
| 12/15 | UCF | (H) | 69-51 | W |
| 12/18 | Yale | (A) | 85-91 | L |
| 12/21 | #1/1 Connecticut | (A) | 62-93 | L |
| 12/28 | Florida | (H) | 74-72 | W |
| 12/30 | Stetson | (H) | 92-44 | W |
| 1/2 | Missouri | (A) | 75-43 | W |
| 1/6 | Virginia Tech* | (A) | 79-48 | W |
| 1/9 | Virginia* | (H) | 61-51 | W |
| 1/14 | #3/3 Duke* | (H) | 70-87 | L |
| 1/20 | Clemson* | (A) | 83-73 | W |
| 1/24 | #22/17 Miami* | (H) | 66-59 | W |

| | | | | |
|------|-------------------------|-----|--------|---|
| 1/27 | Boston College* | (A) | 102-93 | W |
| 1/30 | NC State* | (A) | 76-69 | W |
| 2/2 | #12/15 North Carolina* | (H) | 75-84 | L |
| 2/7 | Virginia* | (A) | 78-74 | W |
| 2/11 | Georgia Tech* | (H) | 73-60 | W |
| 2/17 | Wake Forest* | (A) | 82-79 | W |
| 2/20 | #17/6 Maryland* | (H) | 72-66 | W |
| 2/24 | #14/12 Miami* | (A) | 68-84 | L |
| 2/27 | Clemson* | (H) | 67-50 | W |
| 3/4 | #19/19 North Carolina** | (N) | 65-78 | L |
| 3/20 | Samford% | (N) | 76-46 | W |
| 3/22 | Georgia% | (N) | 59-61 | L |

Junkanoo Jam (Grand Bahama Island, Bahamas)
 *ACC Games
 **ACC Tournament (Greensboro, N.C.)
 %NCAA Tournament 1st and 2nd Rounds (Auburn, Ala.)

2011-12 (14-17, 6-10 ACC)

| | | | | |
|---------------------------------|-------------------|-------|-------|---|
| 11/11 | USF (1) | (N) | 62-49 | W |
| 11/12 | Minnesota (1) | (N) | 68-56 | W |
| 11/13 | Arkansas (1) | (N) | 52-55 | L |
| 11/17 | Florida | (A) | 58-72 | L |
| 11/21 | Georgia State | (H) | 94-74 | W |
| 11/25 | #11/12 Louisville | (H) | 76-85 | L |
| 11/27 | Nebraska | (H) | 63-66 | L |
| 11/30#17/18 Ohio State (OT) (2) | (A) | 75-78 | L | |
| 12/4 | Charlotte | (H) | 64-62 | W |
| 12/10 | Akron | (H) | 90-64 | W |
| 12/19 | Alabama A&M | (H) | 86-41 | W |
| 12/22 | #25/23 Vanderbilt | (A) | 59-64 | L |
| 12/28 | Yale | (H) | 92-58 | W |
| 12/30 | UCF | (A) | 60-47 | W |
| 1/2 | #5/5 Maryland* | (H) | 70-91 | L |
| 1/5 | Clemson* | (H) | 59-47 | W |
| 1/8 | Virginia Tech* | (A) | 75-40 | W |
| 1/13 | #7/6 Duke* | (A) | 66-73 | L |
| 1/15 | #13/11 Miami* | (H) | 57-60 | L |
| 1/19 | Boston College* | (A) | 68-59 | W |
| 1/22 | Georgia Tech* | (H) | 55-79 | L |
| 1/27 | NC State* | (A) | 67-64 | W |
| 1/29 | Virginia* | (A) | 52-62 | L |
| 2/5 | Virginia Tech* | (H) | 78-60 | W |
| 2/9 | Wake Forest* | (A) | 55-65 | L |
| 2/12 | #5/5 Duke* | (H) | 57-67 | L |
| 2/15 | North Carolina* | (H) | 66-71 | L |
| 2/19 | #6/6 Miami* | (A) | 60-67 | L |
| 2/23 | Clemson* | (A) | 74-52 | W |
| 2/26 | Virginia* | (H) | 57-66 | L |
| 3/1 | NC State** | (N) | 71-74 | L |

1 WBI Tipoff Classic (Daytona Beach, Fla.)
 2 Big Ten/ACC Challenge
 *ACC Games
 **ACC Tournament (Greensboro, N.C.)

2012-13 (23-10, 11-7 ACC)

| | | | | |
|-------|----------------------|-----|-------|---|
| 11/11 | Samford | (H) | 77-42 | W |
| 11/15 | Florida | (H) | 98-67 | W |
| 11/18 | Stetson | (H) | 77-44 | W |
| 11/23 | Eastern Kentucky (1) | (N) | 90-51 | W |
| 11/24 | #17 Vanderbilt (1) | (N) | 73-59 | W |
| 11/28 | Iowa (2) | (H) | 83-69 | W |
| 12/2 | Charlotte | (A) | 70-54 | W |
| 12/8 | #22 Nebraska | (H) | 77-78 | L |
| 12/15 | Grambling State | (H) | 96-60 | W |
| 12/19 | Mercer | (H) | 94-42 | W |
| 12/22 | UNC Greensboro | (A) | 93-63 | W |
| 12/30 | Boston College* | (H) | 76-70 | W |
| 1/3 | Georgia Tech* | (A) | 85-78 | W |
| 1/6 | #8 Maryland* | (A) | 64-71 | L |
| 1/10 | Wake Forest* | (H) | 72-80 | L |
| 1/13 | #24 Miami* | (H) | 86-55 | W |
| 1/17 | Boston College* | (A) | 67-57 | W |
| 1/20 | NC State* | (A) | 82-74 | W |
| 1/25 | Georgia Tech* | (H) | 76-71 | W |
| 1/27 | Virginia Tech* | (H) | 70-56 | W |
| 1/31 | #11 North Carolina* | (A) | 62-72 | L |
| 2/3 | Clemson* | (H) | 83-61 | W |
| 2/10 | Miami* | (A) | 93-78 | W |
| 2/14 | NC State* | (H) | 69-76 | L |
| 2/17 | #14 North Carolina* | (H) | 80-73 | W |
| 2/22 | #4 Duke* | (A) | 50-61 | L |
| 2/24 | Virginia Tech* | (A) | 52-71 | L |
| 2/28 | #9 Maryland* | (H) | 72-71 | W |
| 3/3 | Virginia* | (A) | 60-72 | L |
| 3/8 | Miami** | (N) | 70-58 | W |
| 3/9 | #6 Duke** | (N) | 66-72 | L |
| 3/24 | Princeton! | (N) | 60-44 | W |
| 3/26 | #1 Baylor! | (N) | 47-85 | L |

1 San Juan Shootout (San Juan, Puerto Rico)
 2 Big Ten/ACC Challenge
 *ACC Games
 **ACC Tournament (Greensboro, N.C.)

INCAA Tournament 1st and 2nd Rounds (Waco, Texas)

2013-14 (21-12, 7-9 ACC)

| | | | | |
|-------|------------------------|-----|-------|---|
| 11/8 | UNC Greensboro | (H) | 93-59 | W |
| 11/13 | Cincinnati | (A) | 63-58 | W |
| 11/17 | Prairie View A&M | (H) | 88-37 | W |
| 11/21 | Florida | (A) | 76-68 | W |
| 11/24 | #4/3 Louisville | (A) | 59-69 | L |
| 11/29 | Stetson | (H) | 79-49 | W |
| 12/1 | Miami-Ohio | (A) | 71-62 | W |
| 12/4 | RV/25 Michigan State | (H) | 60-58 | W |
| 12/8 | Jacksonville | (H) | 71-33 | W |
| 12/16 | North Florida | (H) | 61-42 | W |
| 12/20 | Pacific | (N) | 73-66 | W |
| 12/21 | Long Beach State | (A) | 72-57 | W |
| 12/28 | UT Martin | (H) | 76-53 | W |
| 1/2 | Pittsburgh* | (A) | 78-69 | W |
| 1/9 | Miami* | (A) | 68-63 | W |
| 1/12 | #13/12 North Carolina* | (H) | 61-65 | L |
| 1/16 | #20/21 NC State* | (A) | 57-80 | L |
| 1/19 | Virginia* | (A) | 68-85 | L |
| 1/23 | #3/3 Duke* | (H) | 77-85 | L |
| 1/26 | Virginia Tech* | (H) | 70-54 | W |
| 2/2 | Wake Forest* | (A) | 54-78 | L |
| 2/6 | #2/2 Notre Dame* | (H) | 60-81 | L |
| 2/9 | Boston College* | (H) | 72-55 | W |
| 2/13 | Syracuse* | (A) | 83-59 | W |
| 2/16 | Miami* | (H) | 73-76 | L |
| 2/20 | #8/9 Maryland* | (A) | 77-87 | L |
| 2/23 | Clemson* | (A) | 59-43 | W |
| 2/27 | Georgia Tech* | (H) | 78-86 | L |
| 3/2 | Virginia* | (H) | 82-70 | W |
| 3/6 | Miami** | (N) | 72-67 | W |
| 3/7 | Notre Dame** | (N) | 57-83 | L |
| 3/22 | Iowa State! | (A) | 55-44 | W |
| 3/24 | Stanford! | (N) | 44-63 | L |

*ACC Games
 **ACC Tournament (Greensboro, N.C.)
 !NCAA Tournament 1st and 2nd Rounds (Ames, Iowa)

2014-15 (32-5, 14-2 ACC)

| | | | | |
|-------|------------------------|-----|--------|---|
| 11/14 | UAB | (H) | 92-62 | W |
| 11/18 | Bethune-Cookman | (H) | 103-34 | W |
| 11/21 | Eastern Illinois (1) | (N) | 91-55 | W |
| 11/23 | Massachusetts (1) | (N) | 73-47 | W |
| 11/27 | Washington (2) | (N) | 68-80 | L |
| 11/28 | Furman (2) | (N) | 94-63 | W |
| 11/29 | Hartford (2) | (N) | 69-59 | W |
| 12/3 | Purdue (3) | (A) | 67-64 | W |
| 12/7 | Florida | (H) | 77-51 | W |
| 12/14 | Temple | (A) | 66-62 | W |
| 12/16 | North Florida | (H) | 79-58 | W |
| 12/19 | Savannah State | (H) | 97-51 | W |
| 12/22 | Tulane | (A) | 65-54 | W |
| 12/29 | Jacksonville | (H) | 73-46 | W |
| 1/2 | #4/4 Notre Dame* | (A) | 68-74 | L |
| 1/8 | Clemson* | (A) | 82-52 | W |
| 1/11 | #13/12 Duke* | (H) | 74-58 | W |
| 1/15 | Pitt* | (H) | 58-43 | W |
| 1/18 | Virginia Tech* | (A) | 59-44 | W |
| 1/22 | #4/4 Louisville* | (H) | 68-63 | W |
| 1/25 | Wake Forest* | (H) | 110-80 | W |
| 1/30 | Georgia Tech* | (A) | 82-62 | W |
| 2/2 | #23/22 Syracuse* | (H) | 62-52 | W |
| 2/8 | Miami* | (H) | 80-60 | W |
| 2/12 | #17/14 North Carolina* | (A) | 63-71 | L |
| 2/15 | Virginia* | (A) | 65-56 | W |
| 2/19 | Clemson* | (H) | 81-38 | W |
| 2/22 | Boston College* | (A) | 86-68 | W |
| 2/26 | NC State* | (H) | 72-52 | W |
| 3/1 | at Miami* | (A) | 69-55 | W |
| 3/6 | Virginia Tech** | (N) | 82-43 | W |
| 3/7 | #10/10 Louisville** | (N) | 66-51 | W |
| 3/8 | #2/2 Notre Dame** | (N) | 58-71 | L |
| 3/21 | Alabama State! | (H) | 91-49 | W |
| 3/23 | #20/21 FGCU! | (H) | 65-47 | W |
| 3/27 | #9/9 Arizona State!! | (N) | 66-65 | W |
| 3/29 | #3/4 South Carolina!! | (N) | 74-80 | L |

1 North Texas Tournament (Denton, Texas)
 2 Cancun Challenge (Riviera Maya, Mexico)
 3 Big Ten/ACC Challenge
 *ACC Games
 **ACC Tournament (Greensboro, N.C.)

2015-16 (25-8, 13-3 ACC)

| | | | | |
|---------|-----------------------|-----|--------|---|
| 11/16 | Florida | (A) | 72-82 | L |
| 11/19 | Tulane | (H) | 78-72 | W |
| 11/22 | UAB | (H) | 84-44 | W |
| 11/24 | UNF | (H) | 80-28 | W |
| 11/27 | LIU-Brooklyn (1) | (A) | 78-42 | W |
| 11/28 | Sam Houston State (1) | (N) | 94-37 | W |
| 12/3 | Rutgers (2) | (H) | 65-43 | W |
| 12/6 | Temple | (H) | 75-47 | W |
| 12/11 | Connecticut (3) | (N) | 49-73 | L |
| 12/15 | Mercer | (H) | 79-36 | W |
| 12/19 | Murray State | (H) | 101-59 | W |
| 12/21</ | | | | |

YEAR-BY-YEAR RESULTS

2018-19 (24-9, 10-6 ACC)

| | | | | |
|-------|------------------|-----|--------|---|
| 11/6 | Troy | (H) | 103-67 | W |
| 11/9 | UNF | (H) | 74-53 | W |
| 11/11 | Florida | (H) | 63-56 | W |
| 11/15 | Jacksonville | (H) | 79-46 | W |
| 11/18 | LSU | (H) | 45-58 | L |
| 11/23 | Eastern Kentucky | (A) | 62-45 | W |
| 11/24 | #12/14 Iowa | (A) | 71-67 | W |
| 11/29 | Penn State | (H) | 87-58 | W |
| 12/5 | Mercer | (A) | 57-56 | W |
| 12/9 | St. John's | (A) | 57-53 | W |
| 12/16 | Creighton | (H) | 71-52 | W |
| 12/20 | Milwaukee | (A) | 87-62 | W |
| 12/29 | Georgia State | (H) | 79-43 | W |
| 1/3 | Virginia* | (A) | 63-61 | W |
| 1/6 | North Carolina* | (A) | 64-63 | W |
| 1/13 | Clemson* | (H) | 45-57 | L |
| 1/17 | Boston College* | (A) | 91-71 | W |
| 1/20 | Duke* | (H) | 66-62 | W |
| 1/24 | #4/4 Louisville* | (H) | 49-68 | L |
| 1/27 | Virginia Tech* | (A) | 56-54 | W |
| 1/31 | RV/#23 Miami* | (H) | 62-58 | W |
| 2/3 | Wake Forest* | (H) | 85-61 | W |
| 2/7 | NC State* | (H) | 75-70 | W |
| 2/10 | #4/4 Notre Dame* | (A) | 70-97 | L |
| 2/14 | Clemson* | (A) | 68-73 | L |
| 2/17 | Pittsburgh* | (H) | 78-46 | W |
| 2/24 | Miami* | (A) | 54-64 | L |
| 2/28 | Syracuse* | (H) | 88-94 | L |
| 3/3 | Georgia Tech* | (A) | 64-55 | W |
| 3/7 | Duke** | (N) | 51-41 | W |
| 3/8 | NC State** | (N) | 62-69 | L |
| 3/22 | Bucknell! | (N) | 70-67 | W |
| 3/24 | South Carolina! | (N) | 64-72 | L |

1 Big Ten/ACC Challenge

*ACC Games

**ACC Tournament (Greensboro, NC)

!NCAA Tournament 1st and 2nd Rounds (Halton Arena/Charlott, NC)

2021-22 (17-14, 10-8 ACC)

| | | | | |
|-------|--------------------------|---------------|------------|---|
| 11/9 | North Florida | (H) | 78-50 | W |
| 11/14 | Wisconsin-Milwaukee | (H) | 79-42 | W |
| 11/18 | Jacksonville | (H) | 64-39 | W |
| 11/21 | Grabbling State | (H) | 76-53 | W |
| 11/25 | Brigham Young** | (N) | 54-61 | L |
| 11/27 | Purdue** | (N) | 61-66 | L |
| 12/2 | Illinois ^A | (A) | 67-58 | W |
| 12/5 | Charleston Southern | (H) | 83-32 | W |
| 12/12 | Florida | (A) | 55-69 | L |
| 12/16 | Houston | (H) | 68-78 | L |
| 12/19 | Virginia Tech* | (H) | 75-92 | L |
| 12/30 | Wake Forest* | (A) | 69-75 (OT) | L |
| 1/9 | Wake Forest* | (H) | 87-46 | W |
| 1/13 | #15 Georgia Tech* | (A) | 64-68 | L |
| 1/18 | Clemson* | (A) | 79-68 | W |
| 1/20 | Miami* | (H) | 52-59 | L |
| 1/23 | Clemson* | (H) | 75-70 | W |
| 1/27 | #5 Louisville* | (A) | 62-75 | L |
| 1/30 | Virginia* | (H) | 62-37 | W |
| 2/3 | #3 North Carolina State* | (A) | 48-68 | L |
| 2/6 | #20 Notre Dame* | (H) | 70-65 | W |
| 2/10 | Duke* | (A) | 59-56 | W |
| 2/13 | Miami* | (A) | 59-76 | L |
| 2/15 | Syracuse* | (A) | 73-67 | W |
| 2/17 | Boston College* | (H) | 66-58 | W |
| 2/20 | North Carolina* | (H) | 49-64 | L |
| 2/24 | #22 Georgia Tech* | (H)65-63 (OT) | W | |
| 2/27 | Pittsburgh* | (A) | 57-52 | W |
| 3/2 | Boston College** | (N) | 63-58 | W |
| 3/3 | NC State** | (N) | 54-84 | L |
| 3/17 | Missouri State! | (N) | 50-61 | L |

**ACC Games

**St. Pete Showcase (Saint Petersburg, Florida)

^AB1G/ACC Challenge (Champaign, Illinois)

**ACC Tournament (Greensboro, N.C.)

!NCAA First Four (Baton Rouge, La.)

2019-20 (24-8, 11-7 ACC)

| | | | | |
|-----------|----------------------------|-----|-------|---|
| 11/5 | Charleston Southern | (H) | 88-36 | W |
| 11/9 | LSU | (A) | 70-62 | W |
| 11/13 | Jacksonville | (H) | 75-41 | W |
| 11/17 | Samford | (H) | 88-59 | W |
| 11/23 | Illinois-Chicago | (A) | 86-42 | W |
| 11/26 | Florida | (A) | 66-55 | W |
| 12/1 | #6/7 Texas A&M | (N) | 80-58 | W |
| 12/5 | #19/21 Michigan State (1) | (H) | 78-68 | W |
| 12/8 | Clemson* | (A) | 81-64 | W |
| 12/15 | St. John's | (H) | 74-70 | W |
| 12/18 | North Florida | (H) | 70-41 | W |
| 12/22 | #24/22 Michigan | (N) | 79-69 | W |
| 12/29 | Virginia Tech* | (H) | 86-62 | W |
| 1/2 | Syracuse* | (A) | 89-90 | L |
| 1/5 | #23/RV Miami* | (A) | 73-62 | W |
| 1/9 | Georgia Tech* | (H) | 52-67 | L |
| 1/12 | North Carolina* | (H) | 78-64 | W |
| 1/16 | #9/9 North Carolina State* | (A) | 51-68 | L |
| 1/23 | Wake Forest* | (A) | 70-65 | W |
| 1/26 | Miami* | (H) | 79-61 | W |
| 1/30 | Boston College* | (H) | 56-65 | L |
| 2/1 | Pittsburgh* | (A) | 66-41 | W |
| 2/6 | #5/4 Louisville* | (A) | 67-59 | W |
| 2/9 | Virginia* | (H) | 63-55 | W |
| 2/16 | Duke* | (A) | 64-66 | L |
| 2/20 | Wake Forest* | (H) | 78-67 | W |
| 2/23 | Georgia Tech* | (A) | 62-65 | L |
| 2/27 | Clemson* | (H) | 81-54 | W |
| 3/1 | Notre Dame* | (H) | 67-70 | L |
| 3/6 | Wake Forest** | (N) | 76-47 | W |
| 3/7 | #4/5 Louisville** | (N) | 62-60 | W |
| 3/8#10/11 | North Carolina State** | (N) | 66-71 | W |

1 Big Ten/ACC Challenge

*ACC Games

**ACC Tournament (Greensboro, NC)

2020-21 (10-9, 9-7 ACC)

| | | | | |
|-------|-----------------|-----------------|-------|---|
| 12/1 | Florida | (H) | 81-75 | W |
| 12/13 | Virginia* | (H) | 69-51 | W |
| 12/17 | Clemson* | (A) | 69-72 | L |
| 12/20 | Pittsburgh* | (H) | 67-53 | W |
| 12/31 | Virginia Tech* | (A) | 73-63 | W |
| 1/17 | #2 Louisville* | (A) | 56-84 | L |
| 1/21 | Clemson* | (H) 95-88 (2OT) | W | |
| 1/24 | Georgia Tech* | (A) | 58-66 | L |
| 1/28 | Wake Forest* | (A) | 59-73 | L |
| 2/4 | North Carolina* | (A) | 61-51 | W |
| 2/7 | Miami* | (A) | 53-68 | L |
| 2/11 | Syracuse* | (H) | 67-52 | W |
| 2/14 | Miami* | (H) | 67-59 | W |
| 2/18 | Georgia Tech* | (H) | 48-62 | L |
| 2/21 | #3 Louisville* | (H) | 68-59 | W |
| 2/25 | Notre Dame* | (A) | 64-72 | L |
| 2/28 | Wake Forest* | (H) | 59-51 | W |
| 3/5 | Syracuse** | (N) | 67-68 | L |
| 3/21 | Oregon State*** | (N) | 59-83 | L |

*ACC Games

**ACC Tournament (Greensboro, NC)

***NCAA First Round (San Marcos, Texas)

2022-23 ROSTER

2022-23 Numerical Roster

| No. | Name | Pos. | Ht. | Cl. | Hometown | Previous School |
|-----|-------------------------|------|-----|------|--------------------|------------------------|
| 00 | Ta'Niya Latson | G | 5-8 | Fr. | Miami, Fla. | American Heritage High |
| 1 | Jazmine Massengill | G | 6-0 | Gr. | Chattanooga, Tenn. | Kentucky |
| 2 | Brianna "Snoop" Turnage | G | 6-1 | Fr. | Atlanta, Ga. | Westlake High |
| 3 | O'Mariah Gordon | G | 5-4 | So. | Bradenton, Fla. | Braden River High |
| 4 | Sara Bejedi | G | 5-7 | Sr. | Helsinki, Finland | Arizona State |
| 5 | Mariana Valenzuela | F | 6-2 | So. | Mazatlán, Mexico | Montverde Academy |
| 11 | Taylor O'Brien | G | 5-9 | Gr. | Lafayette Hil, Pa. | Bucknell |
| 21 | Makayla Timpson | F | 6-2 | So. | Edison, Ga. | Early County High |
| 23 | Erin Howard | F | 6-1 | RSr. | Madison, Wis. | Auburn |
| 32 | Valencia Myers | F | 6-3 | Gr. | Solon, Ohio | Solon High |

2022-23 Alphabetical Roster

| No. | Name | Pos. | Ht. | Cl. | Hometown | Previous School |
|-----|-------------------------|------|-----|------|--------------------|------------------------|
| 4 | Sara Bejedi | G | 5-7 | Sr. | Helsinki, Finland | Arizona State |
| 3 | O'Mariah Gordon | G | 5-4 | So. | Bradenton, Fla. | Braden River High |
| 23 | Erin Howard | F | 6-1 | RSr. | Madison, Wis. | Auburn |
| 00 | Ta'Niya Latson | G | 5-8 | Fr. | Miami, Fla. | American Heritage High |
| 1 | Jazmine Massengill | G | 6-0 | Gr. | Chattanooga, Tenn. | Kentucky |
| 32 | Valencia Myers | F | 6-3 | Gr. | Solon, Ohio | Solon High |
| 11 | Taylor O'Brien | G | 5-9 | Gr. | Lafayette Hil, Pa. | Bucknell |
| 21 | Makayla Timpson | F | 6-2 | So. | Edison, Ga. | Early County High |
| 2 | Brianna "Snoop" Turnage | G | 6-1 | Fr. | Atlanta, Ga. | Westlake High |
| 5 | Mariana Valenzuela | F | 6-2 | So. | Mazatlán, Mexico | Montverde Academy |

Head Coach: Brooke Wyckoff (1st season)

Associate Head Coach: Bill Ferrara (1st season)

Assistant Coach: Craig Carter (2nd season)

Assistant Coach: Morgan Toles (3rd season)

Director of Scouting and Analytics: Adam Surguine (5th season)

Director of Basketball Operations: Melissa Bruner (17th season)

Director of Team Operations: Becca Moore (5th season)

Director of Recruiting: Mallory Wilmoth (1st season)

Athletic Trainer: Nicole Lowery (2nd season)

Pronunciations:

Bejedi: Beh-Jeh-Dee (rhymes with spaghetti)

Ferr-ara: Fur-Are-Uh

O'Mariah: Omar-E-Uh

Surguine: Sir-Guy-N

Ta'Niya: Tuh-Nye-Uh

Valenzuela: Vale-N-Zway-Luh

Wyckoff: Why-Cough

2022-23 PHOTO ROSTER



00

TA'NIYA LATSON

G, 5-8, FR.

Miami, Fla.
American Heritage High



1

JAZMINE MASSENGILL

G, 6-0, GR.

Chattanooga, Tenn.
Kentucky



2

BRIANNA "SNOOP" TURNAGE

G, 6-1, FR.

Atlanta, Ga.
Westlake High



3

O'MARIAH GORDON

G, 5-4, SO.

Bradenton, Fla.
Braden River High



4

SARA BEJEDI

G, 5-7, SR.

Helsinki, Finland
Arizona State



5

MARIANA VALENZUELA

F, 6-2, SO.

Mazatlán, Mexico
Montverde Academy



11

TAYLOR O'BRIEN

G, 5-9, GR.

Lafayette Hill, Pa.
Plymouth Whitmarsh High



21

MAKAYLA TIMPSON

F, 6-2, FR.

Edison, Ga.
Early County High



23

ERIN HOWARD

F, 6-1, R-SR.

Madison, Wis.
Auburn



32

VALENCIA MYERS

F, 6-3, GR.

Solon, Ohio
Solon High



BROOKE WYCKOFF
HEAD COACH



BILL FERRARA
ASSOCIATE HEAD COACH



CRAIG CARTER
ASSISTANT COACH



MORGAN TOLES
ASSISTANT COACH