



COMMIT

2020-21 WOMEN'S BASKETBALL  
RECORD BOOK

# IN MEMORY



Brien Schmauch, Linnea Liljestrand and Janis Schmauch

## MATTHEW SCHMAUCH LEADERSHIP AWARD

Matthew Schmauch, an Assistant Director of Academic Support who worked with the women's basketball program for four seasons, was instrumental in the academic success of FSU student-athletes. His influence went beyond the classroom. He was an ambassador, a mentor, a friend, a big brother, a fan — truly a shining example of where hard work and determination can take you. This award, established in his memory, is given annually to the women's basketball player who exemplifies these characteristics of leadership.



The Florida State Athletics Department lost a dear member of its Seminole family on June 13, 2003. Matt Schmauch, 29, an Assistant Director for the Athletic Academic Support Program at Florida State, died from anaphylaxis due to an allergic reaction to nuts while representing FSU at the N4A convention in St. Louis, Mo.

A native of Allen Park, Mich., Schmauch had been a valuable member of the athletic academic support staff since 1996. A glowing role model in the classroom, Schmauch earned a bachelor's degree in finance from Florida State in 1995 and went on to receive a master's degree in athletic administration from FSU in 1996.

In 2003-04, the Florida State women's basketball program created a special award in honor of Schmauch.



Sue Semrau, Mara Freshour and Brien Schmauch

## MATTHEW SCHMAUCH AWARD RECIPIENTS

|         |                                    |
|---------|------------------------------------|
| 2003-04 | Lauren Bradley                     |
| 2004-05 | Linnea Liljestrand                 |
| 2005-06 | LaQuinta Neely                     |
| 2006-07 | Mara Freshour                      |
| 2007-08 | Shante Williams                    |
| 2008-09 | Mara Freshour                      |
| 2009-10 | Christian Hunnicutt & Kayli Keough |
| 2010-11 | Chasity Clayton                    |
| 2011-12 | Leonor Rodriguez                   |
| 2012-13 | Leonor Rodriguez                   |
| 2013-14 | Natasha Howard                     |
| 2014-15 | Maegan Conwright                   |
| 2015-16 | Leticia Romero                     |
| 2016-17 | Kai James                          |
| 2017-18 | AJ Alix                            |
| 2018-19 | Nicki Ekhomu                       |
| 2019-20 | Nicki Ekhomu                       |



Brien Schmauch and LaQuinta Neely

# IN MEMORY



While Ronalda Pierce remains on the minds and in the hearts of those associated with Florida State women's basketball, the 2006-07 season had an even greater meaning as it would have represented Ronalda's senior season. Members of her recruiting class, Nikki Anthony, Shante Williams and Alicia Gladden, proudly hold up their hands signifying the No. 55; Ronalda's jersey number.



Alicia Gladden, Shante Williams and Nikki Anthony with Ronalda's sister and brother

## PIERCE HEART AWARD

Daughter, sister, classmate, teammate, role model, friend and Seminole. Ronalda Pierce meant so much to so many people. Although with us a short time, Ronalda's memory will forever be etched in the hearts of the Seminole family. Ronalda represented courage, heart, determination, growth and joy. It was these characteristics that allowed her to blossom into the person that was cherished by all who knew her. The recipient of this award exemplifies these same qualities of perseverance and heart.

On June 8, 2004, the Florida State women's basketball program lost a special member of its family with the sudden death of Ronalda Pierce, a 6-5 post player from Ashburn, Ga. In 2004-05, the players wore #55 on their shoes in her honor.

The Seminoles paid tribute to Ronalda by celebrating the time, although too short, that they had with her. In 2005, an award was established in her memory.

## RONALDA



## RONALDA PIERCE HEART AWARD RECIPIENTS

|         |   |
|---------|---|
| 2004-05 | LaQuinta Neely                                  |
| 2005-06 | Ganiyat Adeduntan                               |
| 2006-07 | Nikki Anthony, Alicia Gladden & Shante Williams |
| 2007-08 | Mara Freshour                                   |
| 2008-09 | Angel Gray                                      |
| 2009-10 | Courtney Ward                                   |
| 2010-11 | Alexa Deluzio                                   |
| 2011-12 | Kristi Mokube                                   |
| 2012-13 | Morgan Toles                                    |
| 2013-14 | Gabby Bevellard                                 |
| 2014-15 | Gabby Bevellard                                 |
| 2015-16 | Ivey Slaughter                                  |
| 2016-17 | Gabby Bevellard                                 |
| 2017-18 | Chatrice White                                  |
| 2018-19 | The Whole Team                                  |
| 2019-20 | London Clarkson                                 |



Ganiyat Adeduntan and the Pierce family at the 2006 Women's Basketball Awards Banquet

## ALICIA "ICE" GLADDEN

The Florida State women's basketball family suffered an immeasurable loss on April 19, 2013, when former standout guard Alicia "Ice" Gladden passed away at the age of 27 following a tragic car accident.

Nicknamed "Ice" because of her smooth style of play on the court, Gladden was an enormous part of Florida State's program-building trip to the NCAA Sweet 16 in 2007. The native of Orange Park, Fla., who always showcased a beautiful left-handed touch was known as someone who made you smile and carried an infectious personality.

In 2015, Florida State Women's Basketball established the Alicia Gladden Defensive Player of the Year Award in her honor.

## CAREER ACCOMPLISHMENTS

- Gladden became the only Seminole to capture ACC All-Defensive Team honors three times.
- At the time, she set the Florida State career record for steals (275) as well as the single-season record (101) in 2004-05.
- Led the Noles in scoring in her junior and senior seasons, culminating by averaging 13.5 points and leading FSU to its first-ever NCAA Tournament Sweet 16 in 2007.
- Two-Time All-ACC Third Team performer and an All-ACC Honorable Mention player who became the 20th member of Florida State's 1,000 point club, finishing with 1,403 career points which is currently 12th all-time

## ALICIA GLADDEN DEFENSIVE PLAYER OF THE YEAR AWARD

|         |                 |
|---------|-----------------|
| 2019-20 | Nausia Woolfolk |
| 2018-19 | Nausia Woolfolk |
| 2017-18 | Ama Degbeon     |
| 2016-17 | Brittany Brown  |
| 2015-16 | Brittany Brown  |
| 2014-15 | Ivey Slaughter  |



Alicia "Ice" Gladden

# HALL OF FAMERS



The Florida State Athletics Hall of Fame enjoys a rich tradition. Florida State is fortunate to boast an athletics program that reflects the integrity achieved by an academic institution with over 150 years of success.

There are over 300 members of the FSU Athletics Hall of Fame. The first and largest class was inducted in 1977 and there has been a class inducted every fall since with the exception of 1996 when Florida State spent the year celebrating its 50th Anniversary of athletics.

Five former women's basketball greats - Sue Galkantas, Tia Paschal, Wanda Burns-Jackson, Brooke Wyckoff and Bev Burnett - are members of the Florida State Athletics Hall of Fame.

## SUE GALKANTAS HALL OF FAME 1989


Florida State may never forget the scoring power of Sue Galkantas, who with an amazing 2,323 career points, is the most prolific scorer in Seminole basketball history. That total is the most points ever scored by a player, male or female — in Florida State history. Galkantas is currently one of just 164 players in NCAA history to amass 2,300 career points and 1,000 career rebounds.



By the time Galkantas graduated in 1984, her name was listed in nearly every statistical category in the FSU records book.

Averaging 19.4 points per game in her career — a mark that still ranks number one on the career lists — was just a glimpse of the impact that she had as a Seminole. In her rookie year, she broke the FSU freshman scoring record and was named a freshman All-American in numerous publications. By her sophomore year, Galkantas had already scored her 1,000th point and established herself as one of the top 20 scorers in the nation. In her junior season, she led FSU to a 24-6 record and to its first trip to the NCAA Tournament.

Overall, she scored in double figures in 115 of 120 games and still holds 10 career and single-season records. In 1989, Galkantas also became the first female FSU athlete to have her number retired.



Sue Galkantas

## TIA PASCHAL HALL OF FAME 1999

The Florida State women's basketball program previously enjoyed its greatest success during the four-year career of Tia Paschal, who lettered for the Seminoles from 1989 to 1993.



A forward from Thomson, Ga., Paschal was an immediate contributor for Florida State and was a three-year starter after averaging 20 minutes of play as a rookie. She ended her career averaging 19.4 points and 7.4 rebounds as a senior while earning first team All-ACC honors and second team All-America honors by the American Women's Sports Federation. During her career, she helped lead the Seminoles to two consecutive NCAA Tournament appearances in 1989-90 and 1990-91 as well as a Metro Conference championship in the 1990-91 season.

Paschal's versatility made her a weapon in every facet of the game, which is evident by the records she still holds at Florida State. She nearly holds the records for free throws made (14) in a game and is third for steals in a career (269). Paschal is also among FSU's top 10 in five season and six career records and ranks fourth all-time in scoring with 1,660 points.

Honors came in abundance for Paschal throughout her career. After redshirting the 1988-89 season with a knee injury, Paschal took the conference by storm as a freshman, earning Metro Conference All-Rookie Team honors. She earned Metro All-Tournament Team honors two seasons and was twice named the conference Player of the Week.



Tia Paschal

Paschal continued playing the game that she loves professionally. Since her graduation in criminology in 1993, Paschal's professional overseas experience included stops in Germany, Sweden and Spain. She also played one season with the Charlotte Sting of the WNBA.

# HALL OF FAMERS

## WANDA BURNS HALL OF FAME 2006

Wanda Burns overcame adversity to become a successful women's basketball player at Florida State. One of Marynell Meadors' first recruits, Burns was a highly-touted 5-foot-8 guard out of Macon, Georgia.



Though she carried a 3.0 GPA in high school, her SAT scores were below the required score to meet the new NCAA Prop 48 rule and she had to sit out her freshman season. Burns used the year to hit the books and get acclimated to campus life.

She took the court in 1988-89 with something to prove. She averaged 11 points a game and led the team with 92 assists, helping FSU to its first winning season since 1983.

She electrified the team in 1989-90 and sparked FSU to a 21-9 record and to the NCAA Tournament. Burns set an FSU record for free throw percentage and led the team in scoring, three pointers and steals.

In 1990-91, her final season, Burns was named Metro Conference Player of the Week, set a single game record with 10 steals in a game and led the team in three-point shooting. FSU enjoyed one of its most successful seasons with a record of 25-7. Burns led the Metro Conference in scoring at 18.5 points per game and scored double figures in 38 consecutive games. She was named Metro Conference Tournament MVP and Player of the Year and also earned Hanes Her Way NCAA Woman of the Year and Second Team All-American honors.

Burns still ranks among FSU's top 10 in scoring average (2nd - 16.0 ppg) and five single-season statistical categories.



Wanda Burns

## BROOKE WYCKOFF HALL OF FAME 2011

Florida State women's basketball assistant coach Brooke Wyckoff solidified her place among the all-time great Noles in September 2011 with her induction into the Florida State Athletic Hall of Fame.



Wyckoff, who was a star forward for head coach Sue Semrau's first hoops teams from 1997-2001, became the fourth women's basketball player to be inducted into the Hall of Fame on Sept. 2, 2011, at a ceremony at the University Center Club, joining Sue Galkantas (Class of 1989), Tia Paschal (Class of 1999) and Wanda Burns (Class of 2006).

"Getting inducted into Florida State's Hall of Fame is the biggest honor I have ever received," Wyckoff said. "It's amazing. It's surreal and an honor to be among the amazing athletes that are in it. It was a great opportunity for me to reflect on my career here, and to thank everybody publicly made it so special."

Wyckoff and the rest of her illustrious class – Tony Brown, Sam Cowart, Marshall McDougall, Stephen Parry, Chris Weinke and Andy Miller – were also honored on Bobby Bowden Field at Doak Campbell Stadium during FSU football's 2011 season-opening football game versus Louisiana-Monroe.

A recent addition to Semrau's coaching staff, Wyckoff was hired by her alma mater in the summer 2011. Wyckoff spent nine years in the WNBA, playing for the Orlando Miracle, Connecticut Sun and the Chicago Sky.

Wyckoff was one of the top high school players in the country but chose to leave West Chester, Ohio, to play for Sue Semrau and Florida State. She made an immediate impact setting an FSU record with 80 blocked shots as a freshman in 1997.

She went on to earn All-ACC honors as a sophomore and junior and capped her senior season (2001) with first team All-ACC honors as well as All-America honors. She was also FSU's only four-time Academic All-ACC performer and received an ACC postgraduate scholarship.

Wyckoff scored 1,350 points over her storied FSU career and finished as the second best shot blocker the Seminoles have ever produced with 209. She grabbed 804 career rebounds to also rank among FSU's all-time Top 10.



Brooke Wyckoff

## BEV BURNETT HALL OF FAME 2012


Tallahassee native Bev Burnett rounded out her Florida State career as one of the most prolific scorers in school history. A four-year letterwinner from 1985-89, Burnett finished her career with 1,509 points, a mark that ranks sixth in FSU history. She also ranks fifth all-time in scoring average at 15.5 points per game.



A team captain, the 5-foot-9 forward earned All-Metro Conference First Team honors in both 1988 and 1989 and led the Seminoles in scoring in each of those seasons with averages of 21.3 and 15.9 points per game, respectively. Her 21.3 points per game average in 1988 still ranks as the second highest single-season mark in Florida State women's basketball history.

Burnett is a six-time member of the FSU 30-point club and her 34 points vs. both Florida A&M (1986) and Virginia Tech (1988) is tied for the eighth-most points scored in a game by a Seminole. She was also named a third team All-American by the American Women's Sports Federation in 1988 and has numerous conference player of the week honors to her credit.


She became the fifth women's basketball player inducted into the FSU Hall of Fame.



Bev Burnett

## RETIRED JERSEYS

The Florida State Women's Basketball has enjoyed a long and rich tradition. Part of that legacy includes honoring some of the top players in program history by retiring their jerseys. Four Seminoles in Sue Galkantas (1980-84), Tia Paschal (1988-93), Wanda Burns (1988-91) and Brooke Wyckoff (1997-01) have had their jerseys retired, with Burns and Paschal being the most recent in a joint jersey retirement ceremony on Jan. 28, 2007.



**43**

**SUE GALKANTAS**



**22**

**WANDA BURNS**



**21**

**BROOKE WYCKOFF**



**30**

**TIA PASCHAL**

# ALL-AMERICANS

|                 |  |
|-----------------|--|
| Sue Galkantas   | 1981 Street & Smith's*<br>1981 Association of Intercollegiate Athletics for Women Second Team*<br>1983 Women's Basketball Yearbook Second Team |
| Brenda Cliette  | 1983 Women's Basketball Yearbook - First Team Freshman   |
| Lorraine Rimson | 1984 American Women's Sports Foundation*   |
| Bev Burnett     | 1988 American Women's Sports Foundation Third Team   |
| Wanda Burns     | 1991 American Women's Sports Foundation Third Team   |
| Chris Davis     | 1991 American Women's Sports Foundation Special Mention  |
| Tia Paschal     | 1993 American Women's Sports Foundation Second Team  |
| Danielle Ryan   | 1993 American Women's Sports Foundation Fourth Team  |
| Christy Deriak  | 1993 American Women's Sports Foundation Special Mention  |
| Allison Peercy  | 1993 American Women's Sports Foundation Special Mention  |
| Brooke Wyckoff  | 2001 Women's Basketball News Service Second Team   |
| Jacinta Monroe  | 2010 Associated Press Honorable Mention  |
| Cierra Bravard  | 2011 Women's Basketball Coaches Association Honorable Mention  |
| Natasha Howard  | 2011 Full Court Press Third Team*<br>2014 WBCA Honorable Mention<br>2014 Associated Press Honorable Mention                                    |
| Adut Bulgak     | 2015 WBCA Honorable Mention<br>2015 Associated Press Honorable Mention   |
| Leticia Romero  | 2016 WBCA Honorable Mention<br>2017 WBCA Honorable Mention<br>2015 Associated Press Honorable Mention  |
| Shakyla Thomas  | 2017 Associated Press Honorable Mention<br>2016 WBCA Honorable Mention<br>2017 WBCA Honorable Mention  |
| Imani Wright    | 2017 Associated Press Honorable Mention<br>2018 WBCA Honorable Mention<br>2018 Associated Press Honorable Mention                              |
| Kiah Gillespie  | 2018 WBCA Honorable Mention<br>2019 WBCA Honorable Mention<br>2020 Associated Press Honorable Mention  |
| Nicki Ekhomu    | 2020 USBWA Honorable Mention<br>2020 WBCA Honorable Mention<br>2020 WBCA Honorable Mention   |

\*Freshman All-American



Leticia Romero



Natasha Howard



Allison Peercy



Sue Galkantas



Wanda Burns

## USA NATIONAL TEAMS



Brooke Wyckoff



Chatrice White



Jacinta Monroe

|                  |  |
|------------------|--|
| Sue Galkantas    | 1981, National Sports Festival                                     |
| Jan Allen        | 1982, FAIAW Coach of the Year                                      |
| Lorraine Rimson  | 1985, Team USA (Maccabiah Games in Israel)                         |
| Marynell Meadors | 1989, Olympic Festival (Head Coach)                                |
|                  | 1992, USA Women's Select Team (Assistant Coach)                    |
| Brooke Wyckoff   | 1998, USA Select Team  |
|                  | 1999, USA Basketball World University Games Team                   |
|                  | 2000, USA Basketball Jones Cup Team                                |
| Roneeka Hodges   | 2003, USA Basketball Pan American Team                             |
| Jacinta Monroe   | 2009, USA Basketball World University Games Team                   |
| Sue Semrau       | 2010, USA Basketball FIBA U18 World Championship (Assistant Coach) |
|                  | 2011, USA Basketball FIBA U19 World Championship (Assistant Coach) |
|                  | 2017, USA Basketball Women's National Team (Court Coach)           |
| Shakayla Thomas  | 2015, USA Basketball FIBA U19 World Championship Team              |
| Chatrice White   | 2015, USA Basketball FIBA U19 World Championship Team              |
|                  | 2017, USA Basketball FIBA 3X3 World Championship Team              |
| Natasha Howard   | 2016, USA Select Team  |



Shakayla Thomas



Sue Semrau



# CONFERENCE AWARDS

## ALL-CONFERENCE TEAMS

|      |  |
|------|--|
| 1988 | Bev Burnett - Metro first team   |
| 1989 | Bev Burnett - Metro first team<br>Chris Davis - Metro second team<br>Wanda Burns - Metro All-Rookie team   |
| 1990 | Wanda Burns - Metro first team<br>Chris Davis - Metro second team; Tia Paschal - Metro All-Rookie team<br>Chantelle Dishman - Metro Freshman of the Year, All-Rookie team<br>Marynell Meadors - Metro Coach of the Year  |
| 1991 | Wanda Burns - Metro first team, player of the year<br>Chantelle Dishman - Metro first team; Tia Paschal - Metro second team<br>Marynell Meadors - Metro Coach of the Year  |
| 1992 | Connie Robinson - ACC All-Freshman team  |
| 1993 | Tia Paschal - ACC first team   |
| 1994 | Christy Derlak - ACC second team   |
| 1996 | Latavia Coleman - ACC All-Freshman team  |
| 1997 | Brooke Wyckoff - ACC All-Freshman team   |
| 1998 | Latavia Coleman - ACC second team  |
| 1999 | Brooke Wyckoff - ACC third team<br>April Traylor - ACC All-Freshman team   |
| 2000 | Latavia Coleman - ACC second team<br>Brooke Wyckoff - ACC third team   |
| 2001 | Brooke Wyckoff - ACC first team<br>Levys Torres - ACC third team; April Traylor - ACC third team<br>Sue Semrau - ACC Coach of the Year   |
| 2002 | Tasheika Allen - ACC third team  |
| 2003 | Tasheika Allen - ACC second team   |
| 2004 | Tasheika Allen - ACC second team<br>Shante Williams - ACC All-Freshman team  |
| 2005 | Roneeka Hodges - ACC first team<br>Ganiyat Adeduntan - ACC honorable mention<br>Alicia Gladden - ACC honorable mention<br>Sue Semrau - ACC Coach of the Year   |
| 2006 | Alicia Gladden - ACC third team<br>Britany Miller - ACC All-Freshman team  |
| 2007 | Alicia Gladden - ACC third team<br>Jacinta Monroe - ACC All-Freshman team  |
| 2008 | Tanae Davis-Cain - ACC honorable mention   |
| 2009 | Jacinta Monroe - ACC second team<br>Tanae Davis-Cain - ACC third team<br>Mara Freshour - ACC third team<br>Cierra Bravard - ACC All-Freshman team<br>Sue Semrau - ACC Coach of the Year  |
| 2010 | Jacinta Monroe - ACC first team<br>Courtney Ward - ACC second team   |
| 2011 | Cierra Bravard - ACC first team<br>Courtney Ward - ACC third team<br>Natasha Howard - ACC All-Freshman team  |
| 2012 | Cierra Bravard - ACC third team<br>Natasha Howard - ACC third team   |
| 2013 | Leonor Rodriguez - ACC first team (Coaches, Blue Ribbon Panel)<br>Alexa Deluzio - ACC first team (Coaches, Blue Ribbon Panel)<br>Natasha Howard - ACC first team (Blue Ribbon Panel), ACC second team (Coaches)<br>Chasity Clayton - ACC Sixth Player of the Year              |
| 2014 | Natasha Howard - ACC first team (Coaches, Blue Ribbon Panel)   |
| 2015 | Adut Bulgak - All-ACC First Team (Coaches, Blue Ribbon Panel)<br>Leticia Romero - All-ACC Second Team (Coaches, Blue Ribbon Panel)<br>Sue Semrau - ACC Coach of the Year (Coaches, Blue Ribbon Panel)<br>Shakayla Thomas - All-ACC Freshman Team, ACC Sixth Player of the Year |
| 2016 | Adut Bulgak - All-ACC Second Team (Coaches, Blue Ribbon Panel)<br>Shakayla Thomas - All-ACC First Team (Coaches, Blue Ribbon Panel), ACC Sixth Player of the Year  |
| 2017 | Leticia Romero - All-ACC First Team (Blue Ribbon Panel), Second Team (Coaches)<br>Shakayla Thomas - ACC Player of the Year (Coaches), All-ACC First Team (Coaches, B/R Panel)<br>Chatrice White - ACC Sixth Player of the Year   |
| 2018 | Shakayla Thomas - All-ACC First Team (Coaches, B/R Panel)<br>Imani Wright - All-ACC First Team (Coaches, B/R Panel)  |
| 2019 | Kiah Gillespie - All-ACC First Team (Coaches, B/R Panel)<br><b>Valencia Myers - All-ACC Freshman Team</b>  |
| 2020 | Nicki Ekhomu - All-ACC First Team (Coaches, B/R Panel)<br>Kiah Gillespie - All-ACC First Team (Coaches, B/R Panel)   |

## CONFERENCE ALL-TOURNAMENT TEAMS

|      |  |
|------|--|
| 1980 | Cherry Rivers, Metro                         |
| 1983 | Sue Galkantas, Metro                         |
| 1990 | Tia Paschal, Metro                           |
| 1991 | Wanda Burns, Metro (MVP); Tia Paschal, Metro |
| 1993 | Tia Paschal - ACC first team                 |
| 2000 | Latavia Coleman - ACC first team             |

|      |   |
|------|---|
| 2001 | Brooke Wyckoff - ACC second team  |
| 2009 | Tanae Davis-Cain - ACC second team<br>Mara Freshour - ACC second team                                 |
| 2014 | Natasha Howard - ACC second team  |
| 2015 | Shakayla Thomas - ACC first team<br>Leticia Romero - ACC second team                                  |
| 2018 | Shakayla Thomas - ACC second team   |
| 2020 | Kiah Gillespie - ACC first team<br>Nausia Woolfolk - ACC first team<br>Nicki Ekhomu - ACC second team |

## ACC DEFENSIVE PLAYER OF THE YEAR

|      |                     |
|------|---------------------|
| 2011 | Christian Hunnicutt |
|------|---------------------|

## ACC ALL-DEFENSIVE TEAMS

|      |                     |
|------|---------------------|
| 2000 | Brooke Wyckoff      |
| 2001 | Brooke Wyckoff      |
| 2005 | Alicia Gladden      |
| 2006 | Alicia Gladden      |
| 2007 | Alicia Gladden      |
| 2009 | Jacinta Monroe      |
| 2010 | Jacinta Monroe      |
| 2011 | Christian Hunnicutt |
| 2012 | Natasha Howard      |
| 2014 | Natasha Howard      |
| 2016 | Brittany Brown      |
| 2017 | Brittany Brown      |

## ACC SELECT TEAM

|      |                |
|------|----------------|
| 1993 | Tia Paschal    |
| 1994 | Christy Derlak |

## CONFERENCE PLAYERS OF THE WEEK

|                                  |   |
|----------------------------------|---|
| Bev Burnett                      | 1985-86, 1987-88 (2), 1988-89 (Metro)                                     |
| Chris Davis                      | 1987-88, 1990-91 (Metro)  |
| Wanda Burns                      | 1989-90 (Metro)   |
| Connie Robinson                  | 1991-92 ACC Rookie of the Week (twice)                                    |
| Tia Paschal                      | 1990-91 (Metro), 1992-93 (ACC)  |
| Carla Williams                   | 1995-96 (ACC)   |
| Latavia Coleman                  | 1996-97 ACC Rookie of the Week;<br>1999-00 ACC Player of the Week (twice) |
| Brooke Wyckoff                   | 1997-98 ACC Rookie of the Week;<br>2000-01 ACC Player of the Week         |
| April Traylor                    | 1998-99 ACC Rookie of the Week (twice)<br>2001-02 ACC Player of the Week  |
| Angela Sutton                    | 1998-99 ACC Rookie of the Week  |
| Levys Torres                     | 2000-01 ACC Player of the Week  |
| Ganiyat Adeduntan, Holly Johnson | 2002-03 ACC Rookie of the Week  |
| Tasheika Allen                   | 2003-04 ACC Player of the Week  |
| Shante Williams                  | 2003-04 ACC Rookie of the Week (three times)                              |
| Roneeka Hodges                   | 2004-05 ACC Player of the Week (twice)                                    |
| Ganiyat Adeduntan                | 2004-05 ACC Player of the Week  |
| Britany Miller                   | 2005-06 ACC Rookie of the Week (three times)                              |
| Jacinta Monroe                   | 2006-07 ACC Rookie of the Week (three times)                              |
| Alysha Harvin                    | 2006-07 ACC Rookie of the Week  |
| Jacinta Monroe                   | 2008-09 Player of the Week  |
| Cierra Bravard                   | 2008-09 Rookie of the Week (two times)                                    |
| Courtney Ward                    | 2009-10 ACC Player of the Week  |
| Chasity Clayton                  | 2009-10 ACC Freshman of the Week  |
| Jacinta Monroe                   | 2009-10 ACC Player of the Week  |
| Chelsea Davis                    | 2012-13 ACC Player of the Week  |
| Alexa Deluzio                    | 2012-13 ACC Player of the Week  |
| Leonor Rodriguez                 | 2012-13 ACC Player of the Week  |
| Natasha Howard                   | 2012-13, 2013-14 ACC Player of the Week                                   |
| Adut Bulgak                      | 2014-15 ACC Player of the Week  |
| Shakayla Thomas                  | 2015-16 ACC Player of the Week<br>2017-18 ACC Player of the Week          |

|                       |   |
|-----------------------|---|
| <b>Valencia Myers</b> | <b>2018-19 ACC Rookie of the Week</b>             |
| <b>River Baldwin</b>  | <b>2019-20 ACC Rookie of the Week (two times)</b> |
| Kiah Gillespie        | 2019-20 ACC Player of the Week (three times)      |
| Nausia Woolfolk       | 2019-20 ACC Player of the Week                    |

# ACADEMIC HONORS

## METRO CONFERENCE COMMISSIONER'S LIST

|         |   |
|---------|---|
| 1984-85 | Celia Slater, Penny Stone                         |
| 1985-86 | Sarah Hall  |
| 1986-87 | Sarah Hall, Terri McCarty                         |
| 1987-88 | Sarah Hall, Terri McCarty                         |
| 1988-89 | Bev Burnett, Chris Davis, Luz Lopez, Robin Storey |
| 1989-90 | Chris Davis, Kelli Test, Shannon Hodge            |
| 1990-91 | Robin Corn  |

## ACC POSTGRADUATE SCHOLARSHIP

|         |                     |
|---------|---------------------|
| 1993-94 | Christy Derlak      |
| 2000-01 | Brooke Wyckoff      |
| 2010-11 | Christian Hunnicutt |

## ACC ACADEMIC HONOR ROLL SECTIONS

|         |   |
|---------|---|
| 1991-92 | Robin Corn, Christy Derlak, Danielle Ryan   |
| 1992-93 | Christy Derlak, Danielle Ryan, Allison Peercy   |
| 1993-94 | Christy Derlak, Allison Peercy, Liberty Taylor, Angela Atkinson, Michelle Frank   |
| 1994-95 | Allison Peercy, Liberty Taylor, Katina Cobbins, Wendy Hampton, Anja Pedersen  |
| 1995-96 | Wendy Hampton, Kristen Parker, Leslie Waugh, Carla Williams   |
| 1996-97 | Arleshia Davidson, Wendy Hampton, Kristen Parker, Leslie Waugh  |
| 1997-98 | Arleshia Davidson, Vanessa Fuchs, Wendy Hampton, Latrice McLin, Jen Robinson, Leslie Waugh, Brooke Wyckoff  |
| 1998-99 | Arleshia Davidson, Vanessa Fuchs, Val Linley, Jen Robinson, Lakesha Springle, Angela Sutton, Brooke Wyckoff   |
| 1999-00 | Latavia Coleman, Molly Beal, Brooke Wyckoff, Vanessa Fuchs, Lauren Bradley, Levys Torres, Katelyn Vujas   |
| 2000-01 | Molly Beal, Lauren Bradley, Vanessa Fuchs, Petra Hofmann, Lakesha Springle, Brooke Wyckoff  |
| 2001-02 | Lauren Bradley, Genesis Choice, Linnea Liljestrand, Kim Small   |
| 2002-03 | Ganiyat Adeduntan, Lauren Bradley, Holly Johnson, Linnea Liljestrand, Tasheika Allen  |
| 2003-04 | Ganiyat Adeduntan, Nikki Anthony, Lauren Bradley, Alicia Gladden, Holly Johnson, Linnea Liljestrand, LaQuinta Neely   |
| 2004-05 | Ganiyat Adeduntan, Nikki Anthony, Alicia Gladden, Christie Lautsch, Linnea Liljestrand, Hannah Linquist   |
| 2005-06 | Ganiyat Adeduntan, Nikki Anthony, Tiffany Buckelew, Mara Freshour, Alicia Gladden, Holly Johnson, LaQuinta Neely, Dranadia Roc  |
| 2006-07 | Nikki Anthony, Tiffany Buckelew, Mara Freshour, Alicia Gladden, Christie Lautsch  |
| 2007-08 | Mara Freshour, Christian Hunnicutt  |
| 2008-09 | Mara Freshour, Kayli Keough   |
| 2009-10 | Chasity Clayton, Christian Hunnicutt, Kayli Keough  |
| 2010-11 | Christian Hunnicutt   |
| 2011-12 | Chasity Clayton, Emma Loucks, Ebony Wells   |
| 2012-13 | Chasity Clayton, Morgan Toles   |
| 2013-14 | Gabby Bevilard, Emiah Bingley, Brittany Brown, Lauren Coleman, Morgan Jones   |
| 2014-15 | Gabby Bevilard, Brittany Brown, Maegan Conwright, Ama Degbeon, Kai James, Leticia Romero, Ivey Slaughter  |
| 2015-16 | Rachel Antoniadou, Gabby Bevilard, Emiah Bingley, Brittany Brown, Maria Conde, Ama Degbeon, Kai James, Leticia Romero, Ivey Slaughter   |
| 2016-17 | Gabby Bevilard, Brittany Brown, Maria Conde, Ama Degbeon, Iho Lopez, Leticia Romero, Ivey Slaughter, Chatrice White, Imani Wright   |
| 2017-18 | Ama Degbeon, Sayawni Lassiter, Iho Lopez, Chatrice White, Savannah Wilkinson, Imani Wright  |
| 2018-19 | Nicki Ekhomu, Sayawni Lassiter, Iho Lopez, Valencia Myers, Izabela Nicoletti, Kourtney Weber, Savannah Wilkinson  |
| 2019-20 | River Baldwin, London Clarkson, Nicki Ekhomu, Morgan Jones, Sayawni Lassiter, Izabela Nicoletti, Valencia Myers, Samantha Puisis, Kourtney Weber, Savannah Wilkinson, Nausia Woolfolk |



Christy Derlak

## ALL-ACC ACADEMIC TEAM

|      |  |
|------|--|
| 1998 | Arleshia Davidson, Wendy Hampton, Brooke Wyckoff                 |
| 1999 | Jen Robinson, Brooke Wyckoff                                     |
| 2000 | Molly Beal, Brooke Wyckoff                                       |
| 2001 | Molly Beal, Vanessa Fuchs, Brooke Wyckoff                        |
| 2002 | Linnea Liljestrand   |
| 2003 | Holly Johnson  |
| 2004 | Ganiyat Adeduntan, Lauren Bradley                                |
| 2005 | Ganiyat Adeduntan, Linnea Liljestrand                            |
| 2006 | Ganiyat Adeduntan, Alicia Gladden, Holly Johnson, LaQuinta Neely |
| 2007 | Nikki Anthony, Mara Freshour, Alicia Gladden                     |
| 2008 | Mara Freshour  |
| 2009 | Mara Freshour  |
| 2010 | Christian Hunnicutt  |
| 2011 | Christian Hunnicutt  |
| 2015 | Brittany Brown   |
| 2016 | Brittany Brown, Leticia Romero, Ivey Slaughter                   |
| 2017 | Brittany Brown, Leticia Romero, Ivey Slaughter, Chatrice White   |
| 2018 | AJ Alix, Ama Degbeon, Chatrice White, Imani Wright               |
| 2020 | River Baldwin, Morgan Jones                                      |



Ganiyat Adeduntan



# ALL-TIME JERSEY NUMBERS

(Letterwinners starting with 1978-79 season)

| <b>#0</b>             |                |
|-----------------------|----------------|
| Kai James             | 2013-14        |
| <b>BIANCA JACKSON</b> | <b>2019-Pr</b> |

| <b>#00</b>       |         |
|------------------|---------|
| Lakesha Springle | 1998-99 |
| Chasity Clayton  | 2008-13 |

| <b>#1</b>            |                |
|----------------------|----------------|
| Linnea Liljestrand   | 2001-05        |
| Angel Gray           | 2006-10        |
| Morgan Toles         | 2012-13        |
| Morgan Jones         | 2013-15        |
| <b>RIVER BALDWIN</b> | <b>2019-Pr</b> |

| <b>#2</b>            |                |
|----------------------|----------------|
| LaQuinta Neely       | 2001-06        |
| Alysha Harvin        | 2006-10        |
| Adut Bulgak          | 2014-16        |
| <b>SAMMIE PUISIS</b> | <b>2019-Pr</b> |

| <b>#3</b>               |                |
|-------------------------|----------------|
| Shinikki Whiting        | 1999-02        |
| Tiffany Buckelew        | 2004-07        |
| Alexa Deluzio           | 2008-13        |
| Emiah Bingley           | 2013-16        |
| <b>SAYAWNI LASSITER</b> | <b>2017-Pr</b> |

| <b>#4</b>          |                |
|--------------------|----------------|
| Antoinette Preston | 1993-94        |
| Petra Hofmann      | 2000-02        |
| Cayla Moore        | 2005-09        |
| Emma Loucks        | 2011           |
| Rachel Antoniadou  | 2015-16        |
| AJ Alix            | 2017-2018      |
| <b>AMAYA BROWN</b> | <b>2018-Pr</b> |

| <b>#5</b>           |           |
|---------------------|-----------|
| Angela Atkinson     | 1993-94   |
| Latrice McLin       | 1994-98   |
| Trinetta Moore      | 2001-04   |
| Roneeka Hodges      | 2004-05   |
| Christian Hunnicutt | 2007-2010 |
| Yashira Delgado     | 2012-14   |

| <b>#9</b>    |         |
|--------------|---------|
| Kaila Walker | 1993-94 |

| <b>#10</b>            |                |
|-----------------------|----------------|
| Susie Thrapp          | 1980-81        |
| Lahna Wood            | 1982-83        |
| Jill Baker            | 1982-84        |
| Valerie Garrett       | 1984-87        |
| Katina Cobbins        | 1991, 93-95    |
| Val Linley            | 1997-99        |
| Lakesha Springle      | 1999-02        |
| Mara Freshour         | 2005-09        |
| Leonor Rodriguez      | 2009-13        |
| Leticia Romero        | 2014-17        |
| <b>KOURTNEY WEBER</b> | <b>2018-Pr</b> |

| <b>#11</b>    |         |
|---------------|---------|
| Lynn Marnie   | 1979-82 |
| Sunny O'Neal  | 1979-82 |
| Jan Piatnik   | 1984-88 |
| Shannon Hodge | 1988-92 |

|                |                  |
|----------------|------------------|
| Michelle Frank | 1992-94          |
| Angela Sutton  | 1998-00; 2002-04 |
| Chania Ray     | 2014             |
| Maria Conde    | 2015-17          |
| Iho Lopez      | 2017-18          |

| <b>#12</b>                |                |
|---------------------------|----------------|
| Teresa Tinsley            | 1978-80        |
| Sheri Kaminski            | 1983-87        |
| Robin Storey              | 1987-89        |
| Luz Lopez                 | 1989-90        |
| Alison Arnoldi            | 1990-94        |
| Kristy Parker             | 1995-97        |
| April Traylor             | 1998-02        |
| Holly Johnson             | 2002-06        |
| Courtney Ward             | 2007-2010      |
| Jakelle King-Gilchrist    | 2012-13        |
| Brittany Brown            | 2013-17        |
| Nicki Ekhomu              | 2017-20        |
| <b>SAVANNAH WILKINSON</b> | <b>2019-Pr</b> |

| <b>#13</b>      |         |
|-----------------|---------|
| Lori Smith      | 1983-84 |
| Chris Davis     | 1987-91 |
| Jennifer Miller | 1995-97 |
| Levys Torres    | 1999-01 |
| Nausia Woolfolk | 2016-20 |

| <b>#14</b>       |         |
|------------------|---------|
| Rose Harper      | 1977-81 |
| Jill Baker       | 1982-84 |
| Joye Burroughs   | 1981-82 |
| Gussie Clark     | 1984-88 |
| Tanya Fowler     | 1988-92 |
| Francine Houston | 2002-03 |
| Tay'ler Mingo    | 2010-11 |
| Gabi Alfonso     | 2013-14 |

| <b>#15</b>        |         |
|-------------------|---------|
| Scooby Golden     | 1978-80 |
| Kyria Buford      | 2005-06 |
| Antionette Howard | 2007-09 |
| Maegan Conwright  | 2014-15 |
| Kiah Gillespie    | 2017-20 |

| <b>#20</b>        |         |
|-------------------|---------|
| Linda Gray        | 1978-81 |
| Linda Ann McGowan | 1983-86 |
| Christy Derlak    | 1990-94 |
| Aletha Penn       | 1994-98 |
| Katelyn Vujas     | 1999-03 |
| Tanae Davis-Cain  | 2005-09 |
| Kristi Mokube     | 2011-13 |
| Shakayla Thomas   | 2014-18 |

| <b>#21</b>       |         |
|------------------|---------|
| Aline Harvis     | 1987-89 |
| Kristy White     | 1995-97 |
| Brooke Wyckoff   | 1997-01 |
| Christie Lautsch | 2004-07 |

| <b>#22</b>        |         |
|-------------------|---------|
| Lynn Dee McDonald | 1979-81 |
| Celia Slater      | 1983-85 |
| Moody Gwyn        | 1985-86 |
| Wanda Burns       | 1988-91 |
| Carla Williams    | 1994-96 |
| Vanessa Fuchs     | 2000-01 |

|                  |         |
|------------------|---------|
| Shante Williams  | 2003-08 |
| Kayli Keough     | 2008-09 |
| Olivia Bresnahan | 2010-12 |

| <b>#23</b>         |         |
|--------------------|---------|
| Bev Burnett        | 1985-86 |
| Brenda Cliette     | 1986-87 |
| Robin Corn         | 1987-92 |
| Sharron Washington | 1993-94 |
| Arleshia Davidson  | 1995-99 |
| Shinikki Whiting   | 1999-00 |
| Alicia Gladden     | 2003-07 |
| Ivey Slaughter     | 2013-17 |

| <b>#24</b>          |                |
|---------------------|----------------|
| Kris Podulka        | 1978-81        |
| Kelli Test          | 1987-91        |
| Liberty Taylor      | 1991-95        |
| Jen Robinson        | 1995-99        |
| Kim Small           | 2000-01        |
| Shakena Richardson  | 2014-15        |
| Nicki Ekhomu        | 2016-17        |
| <b>MORGAN JONES</b> | <b>2018-Pr</b> |

| <b>#25</b>      |         |
|-----------------|---------|
| Jill Baker      | 1980-81 |
| Valene Harris   | 1985-87 |
| Connie Robinson | 1991-92 |
| Lako Brown      | 1997-01 |
| Ama Degbeon     | 2014-18 |

| <b>#30</b>      |         |
|-----------------|---------|
| Terri McCarty   | 1984-85 |
| Sarah Hall      | 1986-88 |
| Tia Paschal     | 1989-93 |
| Tanisha Rickman | 1994-95 |
| Latavia Coleman | 1996-00 |

| <b>#31</b>                |                |
|---------------------------|----------------|
| Debbie Putz               | 1980-81        |
| Lahna Wood                | 1982-83        |
| Cheryl Glover             | 1985-86        |
| Karen Thomas              | 1988-90        |
| Lysa Moorefield           | 1994-98        |
| Ganiyat Adeduntan         | 2002-06        |
| Ebony Wells               | 2011-13        |
| <b>SAVANNAH WILKINSON</b> | <b>2017-19</b> |

| <b>#32</b>            |                |
|-----------------------|----------------|
| Penny Stone           | 1984-85        |
| Terri McCarty         | 1987-88        |
| Karen Galloway        | 1989-91        |
| Allison Peercy        | 1991-95        |
| Mehgan Heaps          | 1995-97        |
| Molly Beal            | 1999-01        |
| Lauren Coleman        | 2010-15        |
| Imani Wright          | 2015-18        |
| <b>VALENCIA MYERS</b> | <b>2018-Pr</b> |

| <b>#33</b>      |         |
|-----------------|---------|
| Cherry Rivers   | 1976-80 |
| LeeVayne Oliver | 1980-84 |
| Bev Burnett     | 1988-89 |
| Danielle Ryan   | 1989-93 |
| Kaila Walker    | 1993-94 |
| Vanessa Fuchs   | 1997-00 |
| Tasheika Allen  | 2001-04 |
| Britany Miller  | 2005-08 |

|                          |                |
|--------------------------|----------------|
| Natasha Howard           | 2010-14        |
| <b>IZABELA NICOLETTI</b> | <b>2018-Pr</b> |

| <b>#34</b>       |         |
|------------------|---------|
| Jackie Arnold    | 1977-79 |
| Tracy Walker     | 1989-92 |
| Hannah Linnquist | 2002-06 |
| Chelsea Davis    | 2009-13 |
| Gabby Beveillard | 2014-15 |
| London Clarkson  | 2019-20 |

| <b>#35</b>     |         |
|----------------|---------|
| Laine Lasseter | 1980-82 |
| Debra Collins  | 1988-89 |

| <b>#40</b>    |         |
|---------------|---------|
| June Lasseter | 1979-80 |
| Lisa Foglio   | 1980-83 |

| <b>#41</b>     |         |
|----------------|---------|
| Laine Lasseter | 1978-80 |
| Tamara Gracey  | 1998-99 |

| <b>#42</b>       |         |
|------------------|---------|
| Stacy Moneymaker | 1983-84 |
| Sarah Hall       | 1984-85 |
| Sarah Grimes     | 1987-89 |
| Leslie Waugh     | 1995-97 |
| Genesis Choice   | 2001-04 |
| Kai James        | 2014-17 |

| <b>#43</b>    |         |
|---------------|---------|
| Sue Galkantas | 1980-84 |

| <b>#44</b>        |         |
|-------------------|---------|
| Glenda Stokes     | 1979-80 |
| Meg Fahey         | 1981-82 |
| Brenda Cliette    | 1983-84 |
| Angela Tucker     | 1985-88 |
| Chantelle Dishman | 1989-93 |
| Anja Pedersen     | 1994-95 |
| Lauren Bradley    | 1999-04 |
| Nikki Anthony     | 2004-07 |

| <b>#45</b>     |         |
|----------------|---------|
| Meg Schuler    | 1978-79 |
| Ruthann Burgan | 1980-81 |
| Lynn Marnie    | 1982-83 |
| Ursula Woods   | 1992-93 |
| Wendy Hampton  | 1994-98 |

| <b>#50</b>         |           |
|--------------------|-----------|
| Nancy Galkantas    | 1981-83   |
| Veronica Bouknight | 1985-86   |
| Maria Lardie       | 1988-90   |
| Jacinta Monroe     | 2006-2010 |
| Chatrice White     | 2016-18   |

| <b>#51</b>  |         |
|-------------|---------|
| Lea Bennett | 1998-00 |

| <b>#52</b>              |                |
|-------------------------|----------------|
| Glenda Stokes           | 1982-83        |
| Mary Buchanan Berryhill | 1986-87, 92-93 |

| <b>#54</b>     |         |
|----------------|---------|
| Cierra Bravard | 2008-12 |

# NCAA POSTSEASON HISTORY

## 1978

### State Tournament

|                  |                  |
|------------------|------------------|
| South Florida 70 | FSU 65           |
| FSU 86           | South Florida 61 |
| South Florida 61 | FSU 59           |

## 1980

### FAIAW State Tournament Tampa, Fla.

|         |                  |
|---------|------------------|
| FSU 100 | South Florida 88 |
|---------|------------------|

### AIAW Region Tournament Clinton, Miss.

|           |        |
|-----------|--------|
| Mercer 84 | FSU 75 |
|-----------|--------|

## 1981

### FAIA State Tournament Daytona Beach, Fla.

|          |        |
|----------|--------|
| Miami 79 | FSU 70 |
|----------|--------|

## 1982

### FAIAW State Tournament Daytona Beach, Fla.

|        |                |
|--------|----------------|
| FSU 84 | Miami 80       |
| FSU 76 | Florida A&M 65 |

### AIAW Region 111 Tournament

|                       |                        |
|-----------------------|------------------------|
| FSU 71                | Mississippi College 69 |
| Georgia Southern 81   | FSU 78                 |
| Mississippi Valley 95 | FSU 83                 |

### National Women's Invitational Tournament

|                   |               |
|-------------------|---------------|
| FSU 76            | Pepperdine 63 |
| FSU 75            | BYU 71        |
| Championship Game |               |
| Oregon State 76   | FSU 60        |

## 1983

### NCAA Mideast First Round\* University, Miss.

|             |        |
|-------------|--------|
| Ole Miss 86 | FSU 76 |
|-------------|--------|

\*First team in Florida to earn NCAA Tournament bid

## 1990

### NCAA Mideast First Round Tallahassee, Fla.

|               |        |
|---------------|--------|
| Penn State 83 | FSU 73 |
|---------------|--------|

## 1991

### NCAA Mideast First Round Tallahassee, Fla.

|        |                      |
|--------|----------------------|
| FSU 96 | Appalachian State 57 |
|--------|----------------------|

### NCAA Mideast Second Round Bowling Green, Ky.

|                     |        |
|---------------------|--------|
| Western Kentucky 72 | FSU 69 |
|---------------------|--------|

## 2001

### NCAA Midwest First Round Ames, Iowa

|        |           |
|--------|-----------|
| FSU 72 | Tulane 70 |
|--------|-----------|

### NCAA Midwest Second Round Ames, Iowa

|               |        |
|---------------|--------|
| Iowa State 85 | FSU 70 |
|---------------|--------|

## 2003

### Women's National Invitational Tournament Tallahassee, Fla.

|              |                          |
|--------------|--------------------------|
| FSU 71       | Florida International 51 |
| Auburn, Ala. |                          |
| Auburn 68    | FSU 57                   |

## 2004

### Women's National Invitational Tournament Mobile, Ala.

|        |                  |
|--------|------------------|
| FSU 67 | South Alabama 61 |
|--------|------------------|

### Richmond, Va.

|             |        |
|-------------|--------|
| Richmond 84 | FSU 77 |
|-------------|--------|

## 2005

### NCAA Midwest First Round Storrs, Conn.

|        |             |
|--------|-------------|
| FSU 87 | Richmond 54 |
|--------|-------------|

### NCAA Midwest Second Round Storrs, Conn.

|                |        |
|----------------|--------|
| Connecticut 70 | FSU 52 |
|----------------|--------|

## 2006

### NCAA Midwest First Round Denver, Colo.

|        |                   |
|--------|-------------------|
| FSU 80 | Louisiana Tech 71 |
|--------|-------------------|

### NCAA Midwest Second Round Denver, Colo.

|             |        |
|-------------|--------|
| Stanford 88 | FSU 70 |
|-------------|--------|

## 2007

### NCAA Fresno Regional First Round Stanford, Calif.

|        |                 |
|--------|-----------------|
| FSU 85 | Old Dominion 75 |
|--------|-----------------|

### NCAA Fresno Regional Second Round Stanford, Calif.

|        |             |
|--------|-------------|
| FSU 68 | Stanford 61 |
|--------|-------------|

### NCAA Fresno Regional Sweet 16 Fresno, Calif.

|        |        |
|--------|--------|
| LSU 55 | FSU 43 |
|--------|--------|

## 2008

### NCAA Des Moines Regional First Round Des Moines, Iowa

|        |               |
|--------|---------------|
| FSU 60 | Ohio State 49 |
|--------|---------------|

### NCAA Des Moines Regional Second Round Des Moines, Iowa.

|                   |             |
|-------------------|-------------|
| Oklahoma State 73 | FSU 72 (OT) |
|-------------------|-------------|

## 2009

### NCAA Duluth Regional First Round Duluth, Ga.

|        |             |
|--------|-------------|
| FSU 83 | N.C. A&T 71 |
|--------|-------------|

### NCAA Duluth Regional Second Round Duluth, Ga.

|                  |        |
|------------------|--------|
| Arizona State 63 | FSU 58 |
|------------------|--------|

## 2010

### NCAA Dayton Regional First Round Tallahassee, Fla.

|        |                   |
|--------|-------------------|
| FSU 75 | Louisiana Tech 61 |
|--------|-------------------|

### NCAA Dayton Regional Second Round Tallahassee, Fla.

|        |                    |
|--------|--------------------|
| FSU 66 | St. John's 65 (OT) |
|--------|--------------------|

### NCAA Dayton Regional Sweet 16 Dayton, Ohio

|        |                      |
|--------|----------------------|
| FSU 74 | Mississippi State 71 |
|--------|----------------------|

### NCAA Dayton Regional Elite Eight Dayton, Ohio

|          |        |
|----------|--------|
| UConn 90 | FSU 50 |
|----------|--------|

## 2011

### NCAA Dallas Regional First Round Auburn, Ala.

|        |            |
|--------|------------|
| FSU 76 | Samford 46 |
|--------|------------|

### NCAA Dallas Regional Second Round Auburn, Ala.

|            |        |
|------------|--------|
| Georgia 61 | FSU 59 |
|------------|--------|

## 2013

### NCAA Oklahoma City Regional First Round Waco, Texas

|        |              |
|--------|--------------|
| FSU 60 | Princeton 44 |
|--------|--------------|

### NCAA Oklahoma City Regional Second Round Waco, Texas

|           |        |
|-----------|--------|
| Baylor 85 | FSU 47 |
|-----------|--------|

## 2014

### NCAA Stanford Regional First Round Ames, Iowa

|        |               |
|--------|---------------|
| FSU 55 | Iowa State 44 |
|--------|---------------|

### NCAA Stanford Regional Second Round Ames, Iowa

|             |        |
|-------------|--------|
| Stanford 63 | FSU 44 |
|-------------|--------|

## 2015

### NCAA Greensboro Regional First Round Tallahassee, Fla.

|        |                  |
|--------|------------------|
| FSU 91 | Alabama State 49 |
|--------|------------------|

### NCAA Greensboro Regional Second Round Tallahassee, Fla.

|        |         |
|--------|---------|
| FSU 65 | FGCU 47 |
|--------|---------|

### NCAA Greensboro Regional Sweet 16 Greensboro, N.C.

|        |                  |
|--------|------------------|
| FSU 66 | Arizona State 65 |
|--------|------------------|

### NCAA Greensboro Regional Elite Eight Greensboro, N.C.

|                   |        |
|-------------------|--------|
| South Carolina 80 | FSU 74 |
|-------------------|--------|

## 2016

### NCAA College Station Regional First Round College Station, Texas

|        |                     |
|--------|---------------------|
| FSU 72 | Middle Tennessee 55 |
|--------|---------------------|

### NCAA College Station Regional Second Round College Station, Texas

|        |              |
|--------|--------------|
| FSU 74 | Texas A&M 56 |
|--------|--------------|

### NCAA Dallas Regional Sweet 16 Dallas, Texas

|           |        |
|-----------|--------|
| Baylor 78 | FSU 58 |
|-----------|--------|

## 2017

### NCAA Tallahassee Regional First Round Tallahassee, Fla.

|        |                     |
|--------|---------------------|
| FSU 87 | Western Illinois 66 |
|--------|---------------------|

### NCAA Tallahassee Regional Second Round Tallahassee, Fla.

|        |             |
|--------|-------------|
| FSU 77 | Missouri 55 |
|--------|-------------|

### NCAA Stockton Regional Sweet 16 Stockton, Calif.

|        |                 |
|--------|-----------------|
| FSU 66 | Oregon State 53 |
|--------|-----------------|

### NCAA Stockton Regional Elite Eight Stockton, Calif.

|                   |        |
|-------------------|--------|
| South Carolina 71 | FSU 64 |
|-------------------|--------|

## 2018

### NCAA Tallahassee Regional First Round Tallahassee, Fla.

|        |                |
|--------|----------------|
| FSU 91 | Little Rock 49 |
|--------|----------------|

### NCAA Tallahassee Regional Second Round Tallahassee, Fla.

|        |            |
|--------|------------|
| FSU 65 | Buffalo 86 |
|--------|------------|

## 2019

### NCAA Greensboro Regional First Round Charlotte, NC.

|        |             |
|--------|-------------|
| FSU 70 | Bucknell 67 |
|--------|-------------|

### NCAA Greensboro Regional Second Round Charlotte, NC.

|                   |        |
|-------------------|--------|
| South Carolina 72 | FSU 64 |
|-------------------|--------|

# NCAA POSTSEASON HISTORY

## FSU POSTSEASON BESTS

### INDIVIDUAL (FSU)

| Category             | Record | Player            | Opponent          | Date    |
|----------------------|--------|-------------------|-------------------|---------|
| Total points:        | 28     | Roneeka Hodges    | UConn             | 3/22/05 |
| Field Goals:         | 11     | Roneeka Hodges    | UConn             | 3/22/05 |
|                      | 11     | Shakayla Thomas   | Little Rock       | 3/17/18 |
| FG Attempted:        | 26     | Tanae Davis-Cain  | Ohio State        | 3/22/08 |
| 3 Point Field Goals: | 5      | Tanae Davis-Cain  | Ohio State        | 3/22/08 |
| 3 FG Attempted:      | 10     | Alysha Harvin     | Mississippi State | 3/28/10 |
|                      | 10     | Imani Wright      | Buffalo           | 3/19/18 |
| Free Throws:         | 8      | Alicia Gladden    | Stanford          | 3/19/07 |
| FT Attempted:        | 11     | Alicia Gladden    | Stanford          | 3/19/07 |
|                      | 11     | Shakayla Thomas   | Little Rock       | 3/17/18 |
| OF Rebounds:         | 7      | Kiah Gillespie    | South Carolina    | 3/24/19 |
|                      | 7      | Chantelle Dishman | App. State        | 3/13/91 |
| DE Rebounds:         | 12     | Adut Bulgak       | FGCU              | 3/23/15 |
|                      |        | Ivey Slaughter    | Iowa State        | 3/22/14 |
| TOT Rebounds:        | 18     | Kiah Gillespie    | South Carolina    | 3/24/19 |
| Blocks:              | 5      | Natasha Howard    | Princeton         | 3/24/13 |
|                      | 5      | Jacinta Monroe    | Old Dominion      | 3/17/07 |
|                      | 5      | Jacinta Monroe    | Mississippi State | 3/28/10 |
| Assists:             | 10     | Leticia Romero    | Alabama State     | 3/21/15 |
| Steals:              | 9      | Ivey Slaughter    | Oregon State      | 3/25/17 |

### TEAM (FSU)

| Category      | Record | Opponent          | Date    |
|---------------|--------|-------------------|---------|
| FG%           | 58.3%  | Little Rock       | 3/17/18 |
| 3 FG%         | 64.3%  | Richmond          | 3/20/05 |
| FT%           | 90.0%  | Western Kentucky  | 3/15/91 |
| Total Points: | 96     | Appalachian State | 3/13/91 |
| FG:           | 38     | Appalachian State | 3/13/91 |
| FGA:          | 81     | Appalachian State | 3/13/91 |
| 3FG:          | 9      | Richmond          | 3/20/05 |
|               | 9      | Ohio State        | 3/22/08 |
|               | 9      | N.C. A&T          | 3/21/09 |
| 3FGA:         | 25     | Buffalo           | 3/19/18 |
| FT:           | 25     | Alabama State     | 3/21/15 |
| FTA:          | 32     | Louisiana Tech    | 3/18/06 |
| OF Reb:       | 27     | South Carolina    | 3/24/19 |
| DEF Reb:      | 36     | Samford           | 3/20/11 |
|               | 36     | Iowa State        | 3/22/14 |
| TOT Reb:      | 54     | Western Illinois  | 3/17/17 |
| Blocks:       | 7      | Western Illinois  | 3/17/17 |
|               | 7      | Old Dominion      | 3/17/07 |
|               | 7      | Mississippi State | 3/28/10 |
| Assists:      | 23     | Richmond          | 3/20/05 |
|               | 23     | N.C. A&T          | 3/21/09 |
| Steals:       | 21     | Appalachian State | 3/13/91 |

### INDIVIDUAL (OPPONENTS)

| Category             | Record | Player          | Team              | Date    |
|----------------------|--------|-----------------|-------------------|---------|
| Total points:        | 34     | Candice Wiggins | Stanford          | 3/20/06 |
| Field Goals:         | 15     | Brittney Griner | Baylor            | 3/26/13 |
| FG Attempted:        | 25     | Andrea Riley    | Okla State        | 3/24/08 |
| 3 Point Field Goals: | 5      | Mary Govero     | Mississippi State | 3/28/10 |
| 3 PT FG Attempted:   | 12     | Andrea Riley    | Okla State        | 3/24/08 |
| Free Throws:         | 9      | Katie Hempen    | Arizona State     | 3/27/15 |
|                      |        | Sherida Triggs  | Old Dominion      | 3/17/07 |
|                      |        | Cierra Dillard  | Buffalo           | 3/19/18 |
| FT Attempted:        | 13     | Sylvia Fowles   | LSU               | 3/24/07 |
| OF Rebounds:         | 8      | Armelle Lumanu  | Mississippi State | 3/28/10 |
| DE Rebounds:         | 15     | Brittney Griner | Baylor            | 3/26/13 |
| TOT Rebounds:        | 22     | Brittney Griner | Baylor            | 3/26/13 |
| Blocks:              | 4      | Alexis Jennings | South Carolina    | 3/24/19 |
|                      |        | Aja Wilson      | South Carolina    | 3/27/17 |
|                      |        | Breanna Brown   | Oregon State      | 3/25/17 |
|                      |        | Whitney Knight  | FGCU              | 3/23/15 |
|                      |        | Brittney Griner | Baylor            | 3/26/13 |
|                      |        | Brooke Smith    | Stanford          | 3/20/06 |
|                      |        | Jantel Lavender | Ohio State        | 3/22/08 |
|                      |        | Sybil Dosty     | Arizona St.       | 3/23/09 |
|                      |        | Chanel Makango  | Mississippi State | 3/28/10 |
|                      |        | Tina Charles    | Connecticut       | 3/30/10 |
| Assists:             | 9      | Jordan Jones    | Texas A&M         | 3/21/16 |
| Steals:              | 6      | Andrea Riley    | Okla State        | 3/24/08 |

### TEAM (OPPONENTS)

| Category      | Record | Team             | Date    |
|---------------|--------|------------------|---------|
| FG%           | 61.2%  | South Carolina   | 3/29/15 |
| 3 FG%         | 50%    | Western Kentucky | 3/15/91 |
|               | 50%    | Connecticut      | 3/30/10 |
| FT%           | 90%    | Buffalo          | 3/19/18 |
| Total Points: | 90     | Connecticut      | 3/30/10 |
| FG:           | 37     | Baylor           | 3/26/13 |
| FGA:          | 76     | Oklahoma State   | 3/24/08 |
| 3FG:          | 11     | Western Illinois | 3/17/17 |
| 3FGA:         | 38     | Iowa State       | 3/22/14 |
| FT:           | 27     | Buffalo          | 3/19/18 |
| FTA:          | 39     | Mississippi      | 3/18/83 |
| OF Reb:       | 23     | Old Dominion     | 3/17/07 |
| DEF Reb:      | 42     | Baylor           | 3/26/13 |
| TOT Reb:      | 56     | Baylor           | 3/26/13 |
| Blocks:       | 9      | South Carolina   | 3/24/19 |
| Assists:      | 25     | Baylor           | 3/26/13 |
|               | 25     | Mississippi      | 3/18/83 |
| Steals:       | 20     | Mississippi      | 3/18/83 |


# CONFERENCE HISTORY




## FSU IN THE METRO CONFERENCE (FROM 1981-1991)

### YEAR-BY-YEAR RECORD

| YEAR    | METRO | OVERALL | HEAD COACH       |
|---------|-------|---------|------------------|
| 1980-81 | 1-3   | 14-15   | Janice Dykehouse |
| 1981-82 | 2-3   | 28-10   | Janice Dykehouse |
| 1982-83 | 5-1   | 24- 6   | Janice Dykehouse |
| 1983-84 | 2-9   | 13-18   | Janice Dykehouse |
| 1984-85 | 2-9   | 7-21    | Jan D. Allen     |
| 1985-86 | 3-8   | 12-18   | Jan D. Allen     |
| 1986-87 | 5-7   | 9-19    | Marynell Meadors |
| 1987-88 | 4-8   | 9-18    | Marynell Meadors |
| 1988-89 | 7-5   | 16-11   | Marynell Meadors |
| 1989-90 | 11-3  | 21- 9   | Marynell Meadors |
| 1990-91 | 12-2  | 25- 7   | Marynell Meadors |




Cherry Rivers  
1980 Metro Conference All-Tournament Team



### FSU IN THE METRO CONFERENCE TOURNAMENT (from 1981-1991) - All-time record: 6-9

| YEAR | FSU RESULTS   |
|------|---|
| 1981 | Tulane 70 – FSU 60<br>FSU 78 – St. Louis 56                                     |
| 1982 | no tournament played  |
| 1983 | Louisville 67 – FSU 56<br>FSU 84 – Cincinnati 61                                |
| 1984 | Louisville 88 – FSU 77  |
| 1985 | Virginia Tech 86 – FSU 65   |
| 1986 | Cincinnati 77 – FSU 45  |
| 1987 | Virginia Tech 68 – FSU 67   |
| 1988 | Cincinnati 78 – FSU 76  |
| 1989 | Cincinnati 57 – FSU 47  |
| 1990 | FSU 83 – Memphis State 58<br>Southern Miss 90 – FSU 78                          |
| 1991 | FSU 89 – Cincinnati 51<br>FSU 83 – Louisville 70<br>FSU 54 – South Carolina 53* |

\*Conference champion



# CONFERENCE HISTORY



## FSU IN THE ATLANTIC COAST CONFERENCE (FROM 1992-PRESENT)

### YEAR-BY-YEAR RECORD

| YEAR    | ACC (SEED)  | OVERALL | HEAD COACH       |
|---------|-------------|---------|------------------|
| 1991-92 | 8-8 (5th)   | 17-11   | Marynell Meadors |
| 1992-93 | 6-10 (7th)  | 13-14   | Marynell Meadors |
| 1993-94 | 3-13 (9th)  | 6-21    | Marynell Meadors |
| 1994-95 | 3-13 (8th)  | 8-22    | Marynell Meadors |
| 1995-96 | 2-14 (9th)  | 8-20    | Marynell Meadors |
| 1996-97 | 0-16 (9th)  | 5-22    | Chris Gobrecht   |
| 1997-98 | 5-11 (7th)  | 9-18    | Sue Semrau       |
| 1998-99 | 2-14 (9th)  | 7-20    | Sue Semrau       |
| 1999-00 | 4-12 (8th)  | 12-17   | Sue Semrau       |
| 2000-01 | 9-7 (4th)   | 19-12   | Sue Semrau       |
| 2001-02 | 4-12 (9th)  | 13-15   | Sue Semrau       |
| 2002-03 | 8-8 (4th)   | 17-13   | Sue Semrau       |
| 2003-04 | 7-9 (5th)   | 15-15   | Sue Semrau       |
| 2004-05 | 9-5 (4th)   | 24- 8   | Sue Semrau       |
| 2005-06 | 10-4 (4th)  | 20-10   | Sue Semrau       |
| 2006-07 | 10-4 (4th)  | 24-10   | Sue Semrau       |
| 2007-08 | 7-7 (t5th)  | 19-14   | Sue Semrau       |
| 2008-09 | 12-2 (1st)  | 26-8    | Sue Semrau       |
| 2009-10 | 12-2 (1st)  | 28-6    | Sue Semrau       |
| 2010-11 | 11-3 (3rd)  | 24-8    | Sue Semrau       |
| 2011-12 | 6-10 (8th)  | 14-17   | Sue Semrau       |
| 2012-13 | 11-7 (t4th) | 23-10   | Sue Semrau       |
| 2013-14 | 7-9 (9th)   | 21-12   | Sue Semrau       |
| 2014-15 | 14-2 (2nd)  | 32-5    | Sue Semrau       |
| 2015-16 | 13-3 (4th)  | 25-8    | Sue Semrau       |
| 2016-17 | 13-3 (2nd)  | 28-7    | Sue Semrau       |
| 2017-18 | 12-4 (3rd)  | 26-7    | Sue Semrau       |
| 2018-19 | 10-6 (6th)  | 24-9    | Sue Semrau       |
| 2019-20 | 11-7 (4th)  | 24-8    | Sue Semrau       |



Mara Freshour (L) and Tanae Davis-Cain (R) led FSU to their first-ever share of the ACC regular season championship in 2009.



Roneeka Hodges was an All-ACC First Team selection in 2005.

### ACC TOURNAMENT

(from 1992-present) - All-time record: 9-25

| YEAR | FSU RESULTS                      |
|------|----------------------------------|
| 1992 | #4 UNC 81 - #5 FSU 69            |
| 1993 | #2 Maryland 91 - #7 FSU 68       |
| 1994 | #8 Wake Forest 72 - #9 FSU 57    |
| 1995 | #8 Maryland 72 - #9 FSU 56       |
| 1996 | #9 FSU 64 - #8 Georgia Tech 51   |
|      | #1 Virginia 83 - #9 FSU 50       |
| 1997 | #8 Wake Forest 70 - #9 FSU 59    |
| 1998 | #2 Clemson 85 - #7 FSU 68        |
| 1999 | #1 Duke 90 - #9 FSU 57           |
| 2000 | #8 FSU 65 - #7 Maryland 60       |
|      | #1 Duke 92 - #8 FSU 65           |
| 2001 | #4 FSU 83 - #5 Virginia 77       |
|      | #1 Duke 72 - #4 FSU 56           |
| 2002 | #1 Duke 82 - #9 FSU 66           |
| 2003 | #5 Georgia Tech 64 - #4 FSU 59   |
| 2004 | #4 Maryland 62 - #5 FSU 47       |
| 2005 | #5 Virginia 72 - #4 FSU 67 (OT)  |
| 2006 | #5 NC State 64 - #4 FSU 60       |
| 2007 | #5 FSU 70 - #12 Wake Forest 53   |
|      | #4 NC State 76 - #5 FSU 49       |
| 2008 | #6 FSU 57 - #11 Wake Forest 52   |
|      | #3 Duke 81 - #6 FSU 57           |
| 2009 | #2 FSU 83 - #7 Boston College 71 |
|      | #3 Duke 75 - #2 FSU 57           |
| 2010 | #7 Boston College 67 - #2 FSU 60 |
| 2011 | #6 North Carolina 78 - #3 FSU 65 |
| 2012 | #9 NC State 74 - #8 FSU 71       |
| 2013 | #4 FSU 70, #5 Miami 58           |
|      | #1 Duke 72, #4 FSU 66            |
| 2014 | #9 FSU 72, #8 Miami 67 (OT)      |
|      | #1 Notre Dame 83, #9 FSU 57      |
| 2015 | #2 FSU 82, #15 Virginia Tech 43  |
|      | #2 FSU 66, #3 Louisville 61      |
|      | #1 Notre Dame 71, #2 FSU 58      |
| 2016 | #5 Miami 74, #4 FSU 56           |
| 2017 | #7 Miami 56, #2 FSU 54           |
| 2018 | #3 FSU 73, #6 Miami 69           |
|      | #2 Notre Dame 90, #3 FSU 80      |
| 2019 | #6 FSU 51, #11 Duke 41           |
|      | #3 NC State 69, #6 FSU 62        |
| 2020 | #4 FSU 76, #13 Wake Forest 47    |
|      | #4 FSU 62, #1 Louisville 60      |
|      | #2 NC State 71, #4 FSU 66        |



1991-92 Seminoles - Florida State's first ACC team.



Jacinta Monroe blocked 74 shots en route to leading FSU to a second-consecutive ACC co-regular season championship in 2009-10.









# GAME RECORDS

## THREE POINT FIELD GOAL PERCENTAGE (MINIMUM 4 ATTEMPTS)

| Name                                    | Date                | 3FGM/3FGA   | Pct          |
|---|---------------------|-------------|--------------|
| 1. Robin Storey - at SOUTH FLORIDA      | Feb 24, 1989        | 5- 5        | 1.000        |
| Mara Freshour - vs WAKE FOREST          | Mar 1, 2007         | 5- 5        | 1.000        |
| Emiah Bingley - at GEORGIA TECH         | Jan 30, 2015        | 5- 5        | 1.000        |
| Jen Robinson - at DUKE                  | Jan 16, 1998        | 4- 4        | 1.000        |
| Tasheika Allen - FLORIDA                | Dec 6, 2003         | 4- 4        | 1.000        |
| Tanae Davis-Cain - at TEMPLE            | Dec 7, 2008         | 4- 4        | 1.000        |
| Alexa Deluzio - vs HAWAII               | Dec 21, 2009        | 4- 4        | 1.000        |
| Alexa Deluzio - at WAKE FOREST          | Feb 17, 2011        | 4- 4        | 1.000        |
| Leonor Rodriguez - at NEBRASKA          | Dec 8, 2012         | 4- 4        | 1.000        |
| <b>Kourtney Weber - at MILWAUKEE</b>    | <b>Dec 20, 2018</b> | <b>4- 4</b> | <b>1.000</b> |
| <b>Sammie Puiuis - at LSU</b>           | <b>Nov 9, 2019</b>  | <b>4- 4</b> | <b>1.000</b> |
| 12. Robin Storey - at MEMPHIS STATE     | Mar 2, 1989         | 6- 7        | .857         |
| Courtney Ward - at BOSTON COLLEGE       | Jan 27, 2011        | 6- 7        | .857         |
| 14. Alison Arnoldi - at WAKE FOREST     | Feb 18, 1994        | 5- 6        | .833         |
| Ganiyat Adeduntan - ALABAMA STATE       | Nov 22, 2002        | 5- 6        | .833         |
| Tanae Davis-Cain - at SE MISSOURI STATE | Nov 17, 2006        | 5- 6        | .833         |
| Mara Freshour - CLEMSON                 | Mar 1, 2008         | 5- 6        | .833         |
| Emiah Bingley - CLEMSON                 | Feb 7, 2016         | 5- 6        | .833         |
| AJ Alix - STETSON                       | Dec 7, 2017         | 5- 6        | .833         |
| 20. Molly Beal - CLEMSON                | Jan 27, 2000        | 4- 5        | .800         |
| Linnea Liljestrand - at CLEMSON         | Jan 30, 2003        | 4- 5        | .800         |
| Holly Johnson - at GEORGIA TECH         | Jan 2, 2004         | 4- 5        | .800         |
| Roneeka Hodges - MIAMI OF OHIO          | Nov 27, 2004        | 4- 5        | .800         |
| Mara Freshour - CENTRAL FLORIDA         | Dec 4, 2005         | 4- 5        | .800         |
| Holly Johnson - at MIAMI                | Feb 9, 2006         | 4- 5        | .800         |
| Tanae Davis-Cain - CLEMSON              | Feb 22, 2007        | 4- 5        | .800         |
| Courtney Ward - at VIRGINIA             | Jan 23, 2009        | 4- 5        | .800         |
| Mara Freshour - at BOSTON COLLEGE       | Feb 5, 2009         | 4- 5        | .800         |
| Courtney Ward - VIRGINIA                | Feb 24, 2009        | 4- 5        | .800         |
| Courtney Ward - VIRGINIA TECH           | Feb 18, 2010        | 4- 5        | .800         |
| Maegan Conwright - ALABAMA-BIRMINGHAM   | Nov 14, 2014        | 4- 5        | .800         |
| Morgan Jones - vs EASTERN ILLINOIS      | Nov 21, 2014        | 4- 5        | .800         |
| Morgan Jones - SAVANNAH STATE           | Dec 19, 2014        | 4- 5        | .800         |
| Leticia Romero - NORTH FLORIDA          | Dec 19, 2016        | 4- 5        | .800         |
| Savannah Wilkinson - at CLEMSON         | Jan 4, 2018         | 4- 5        | .800         |
| Nausia Woolfolk - SAMFORD               | Nov 17, 2019        | 4- 5        | .800         |

## FREE THROWS MADE

| Name  | Date         | FTM |
|---|--------------|-----|
| 1. Carla Williams - at NORTH CAROLINA STATE | Feb 11, 1996 | 15  |
| Cierra Bravard - at BOSTON COLLEGE          | Jan 27, 2011 | 15  |
| 3. Sue Galkantas - MEMPHIS STATE            | Jan 25, 1982 | 14  |
| Sue Galkantas - at TULANE                   | Feb 5, 1983  | 14  |
| Wanda Burns - at MEMPHIS STATE              | Jan 19, 1991 | 14  |
| Tia Paschal - FLORIDA                       | Dec 15, 1991 | 14  |
| Tia Paschal - at NORTH CAROLINA             | Jan 10, 1993 | 14  |
| Latavia Coleman - at CLEMSON                | Jan 29, 1998 | 14  |
| 9. Bev Burnett - VIRGINIA TECH              | Jan 30, 1988 | 13  |
| Carla Williams - DUKE                       | Jan 28, 1995 | 13  |
| Carla Williams - vs FLORIDA                 | Dec 1, 1995  | 13  |
| Carla Williams - UT-CHATTANOOGA             | Dec 17, 1995 | 13  |
| Carla Williams - at NORTH CAROLINA          | Jan 3, 1996  | 13  |
| Carla Williams - GEORGIA TECH               | Jan 31, 1996 | 13  |
| 15. Lynn Dee McDonald - FLORIDA A&M         | Dec 4, 1979  | 12  |
| Lori Smith - at TULANE                      | Jan 28, 1984 | 12  |
| Chantelle Dishman - TULANE                  | Jan 28, 1991 | 12  |
| Christy Derlak - at WAKE FOREST             | Feb 18, 1994 | 12  |
| Christy Derlak - DUKE                       | Feb 25, 1994 | 12  |
| Carla Williams - WAKE FOREST                | Feb 23, 1995 | 12  |
| Carla Williams - CLEMSON                    | Jan 7, 1996  | 12  |
| Latavia Coleman - LOUISIANA TECH            | Nov 19, 1998 | 12  |
| Alicia Gladden - FLORIDA                    | Nov 24, 2006 | 12  |
| Cierra Bravard - vs ALABAMA                 | Nov 26, 2010 | 12  |
| Cierra Bravard - vs NORTH CAROLINA          | Mar 4, 2011  | 12  |
| Natasha Howard - at SYRACUSE                | Feb 13, 2014 | 12  |
| Natasha Howard - GEORGIA TECH               | Feb 27, 2014 | 12  |
| Nicki Ekhomu - TROY                         | Nov 6, 2018  | 12  |

## FREE THROWS ATTEMPTED

| Name  | Date         | FTA |
|---|--------------|-----|
| 1. Carla Williams - at NORTH CAROLINA STATE | Feb 11, 1996 | 22  |
| April Traylor - at FLORIDA                  | Feb 11, 1999 | 22  |
| 3. Tia Paschal - FLORIDA                    | Dec 15, 1991 | 19  |
| Carla Williams - DUKE                       | Jan 28, 1995 | 19  |
| 5. Latavia Coleman - at CLEMSON             | Jan 29, 1998 | 18  |
| Cierra Bravard - at BOSTON COLLEGE          | Jan 27, 2011 | 18  |
| 7. Sue Galkantas - at TULANE                | Feb 5, 1983  | 17  |
| Tia Paschal - at NORTH CAROLINA             | Jan 10, 1993 | 17  |
| 9. Sue Galkantas - MEMPHIS STATE            | Jan 25, 1982 | 16  |

|                                       |              |    |
|---------------------------------------|--------------|----|
| Sue Galkantas - FLORIDA A&M           | Feb 10, 1982 | 16 |
| Chantelle Dishman - MISSISSIPPI STATE | Dec 1, 1989  | 16 |
| Christy Derlak - at WAKE FOREST       | Feb 18, 1994 | 16 |
| April Traylor - EAST TENNESSEE STATE  | Nov 24, 2001 | 16 |
| 14. Lori Smith - at TULANE            | Jan 28, 1984 | 15 |
| Chris Davis - WEST VIRGINIA           | Dec 5, 1987  | 15 |
| Bev Burnett - VIRGINIA TECH           | Jan 30, 1988 | 15 |
| Wanda Burns - at MEMPHIS STATE        | Jan 19, 1991 | 15 |
| Chantelle Dishman - GEORGIA TECH      | Dec 17, 1991 | 15 |
| Carla Williams - vs FLORIDA           | Dec 1, 1995  | 15 |
| Carla Williams - GEORGIA TECH         | Jan 31, 1996 | 15 |
| Alicia Gladden - FLORIDA              | Nov 24, 2006 | 15 |
| Cierra Bravard - vs NORTH CAROLINA    | Mar 4, 2011  | 15 |
| Chelsea Davis - GEORGIA STATE         | Nov 21, 2011 | 15 |
| Natasha Howard - at SYRACUSE          | Feb 13, 2014 | 15 |
| 25. Christy Derlak - at GEORGIA TECH  | Jan 11, 1992 | 14 |
| Christy Derlak - DUKE                 | Feb 25, 1994 | 14 |
| Carla Williams - WAKE FOREST          | Feb 23, 1995 | 14 |
| Carla Williams - UT-CHATTANOOGA       | Dec 17, 1995 | 14 |
| Carla Williams - at NORTH CAROLINA    | Jan 3, 1996  | 14 |
| Carla Williams - CLEMSON              | Jan 7, 1996  | 14 |
| Lysa Moorefield - SW MISSOURI STATE   | Dec 21, 1997 | 14 |
| Cierra Bravard - NORTH CAROLINA       | Feb 15, 2012 | 14 |
| Chelsea Davis - MARYLAND              | Feb 28, 2013 | 14 |
| Natasha Howard - MICHIGAN STATE       | Dec 4, 2013  | 14 |
| Natasha Howard - GEORGIA TECH         | Feb 27, 2014 | 14 |
| Nicki Ekhomu - TROY                   | Nov 6, 2018  | 14 |

## FREE THROW PERCENTAGE (MINIMUM 10 ATTEMPTS)

| Name                          | Date         | FTM-FTA | Pct   |
|-------------------------------|--------------|---------|-------|
| 1. Chantelle Dishman - TULANE | Jan 28, 1991 | 12-12   | 1.000 |
| Cierra Bravard - LOUISVILLE   | Nov 25, 2011 | 11-11   | 1.000 |
| Nicki Ekhomu - NOTRE DAME     | Feb 10, 2018 | 11-11   | 1.000 |
| Chris Davis - TULANE          | Jan 8, 1990  | 10-10   | 1.000 |
| Wanda Burns - LOUISVILLE      | Jan 14, 1991 | 10-10   | 1.000 |

|                                     |              |       |       |
|-------------------------------------|--------------|-------|-------|
| Christy Derlak - vs RICHMOND        | Dec 29, 1993 | 10-10 | 1.000 |
| Tasheika Morris - at GEORGIA TECH   | Dec 5, 2001  | 10-10 | 1.000 |
| Chatrice White - MIAMI              | Feb 6, 2017  | 10-10 | 1.000 |
| Chatrice White - GEORGIA TECH       | Feb 25, 2018 | 10-10 | 1.000 |
| 10. Wanda Burns - at MEMPHIS STATE  | Jan 19, 1991 | 14-15 | .933  |
| 11. Carla Williams - UT-CHATTANOOGA | Dec 17, 1995 | 13-14 | .929  |
| Carla Williams - at NORTH CAROLINA  | Jan 3, 1996  | 13-14 | .929  |
| 13. Lynn Dee McDonald - FLORIDA A&M | Dec 4, 1979  | 12-13 | .923  |
| Latavia Coleman - LOUISIANA TECH    | Nov 19, 1998 | 12-13 | .923  |
| Cierra Bravard - vs ALABAMA         | Nov 26, 2010 | 12-13 | .923  |
| 16. Sue Galkantas - FLORIDA         | Dec 3, 1980  | 11-12 | .917  |
| Bev Burnett - at LOUISVILLE         | Mar 3, 1988  | 11-12 | .917  |
| Christy Derlak - RHODE ISLAND       | Dec 3, 1993  | 11-12 | .917  |
| Holly Johnson - MONTANA             | Nov 27, 2005 | 11-12 | .917  |
| 20. Sue Galkantas - vs DELTA STATE  | Dec 11, 1982 | 10-11 | .909  |
| Sue Galkantas - FLORIDA A&M         | Feb 9, 1983  | 10-11 | .909  |
| Sheri Kaminski - at LOUISVILLE      | Feb 7, 1987  | 10-11 | .909  |
| Carla Williams - NORTH CAROLINA     | Jan 4, 1995  | 10-11 | .909  |
| Jacinta Monroe - vs WAKE FOREST     | Mar 1, 2007  | 10-11 | .909  |
| 25. Cherry Rivers - vs FLORIDA      | Feb 23, 1979 | 9-10  | .900  |
| Sue Galkantas - MIDDLE TENNESSEE ST | Nov 26, 1983 | 9-10  | .900  |
| Bev Burnett - MEMPHIS STATE         | Feb 27, 1985 | 9-10  | .900  |
| Bev Burnett - TULANE                | Jan 24, 1986 | 9-10  | .900  |
| Val Garrett - ALABAMA               | Feb 1, 1988  | 9-10  | .900  |
| Wanda Burns - LOUISVILLE            | Jan 13, 1990 | 9-10  | .900  |
| Wanda Burns - at MEMPHIS STATE      | Jan 28, 1990 | 9-10  | .900  |
| Tia Paschal - at GEORGIA TECH       | Jan 18, 1993 | 9-10  | .900  |
| Shante Williams - GEORGIA TECH      | Feb 9, 2007  | 9-10  | .900  |
| Tanae Davis-Cain - at VIRGINIA      | Feb 10, 2008 | 9-10  | .900  |
| Cierra Bravard - at WAKE FOREST     | Feb 17, 2011 | 9-10  | .900  |
| Leonor Rodriguez - at GEORGIA TECH  | Jan 3, 2013  | 9-10  | .900  |



Cierra Bravard

# GAME RECORDS

## REBOUNDS

| Name                                | Date         | Reb |
|-------------------------------------|--------------|-----|
| 1. Levys Torres - COPPIN STATE      | Dec 28, 2000 | 24  |
| 2. Laine Lasseter - SOUTH FLORIDA   | Dec 2, 1978  | 23  |
| 3. Natasha Howard - DUKE            | Jan 23, 2014 | 22  |
| 4. Glenda Stokes - at VIRGINIA TECH | Jan 16, 1982 | 21  |
| Brenda Cliette - RICE               | Dec 6, 1986  | 21  |
| Jacinta Monroe - ALABAMA-BIRMINGHAM | Nov 12, 2006 | 21  |
| 7. Chris Brokas - TROY STATE        | Dec 6, 1977  | 19  |
| LeeVayne Oliver - at CINCINNATI     | Jan 10, 1981 | 19  |
| Carla Williams - vs FURMAN          | Dec 30, 1995 | 19  |
| 10. Sarah Hall - at CENTRAL FLORIDA | Jan 18, 1986 | 18  |
| Katina Cobbins - vs WAKE FOREST     | Mar 4, 1994  | 18  |
| Levys Torres - WAKE FOREST          | Feb 15, 2001 | 18  |
| Alicia Gladden - FLORIDA A&M        | Dec 2, 2004  | 18  |
| Chasity Clayton - SAMFORD           | Nov 11, 2012 | 18  |
| Natasha Howard - at GEORGIA TECH    | Jan 3, 2013  | 18  |
| Natasha Howard - at MIAMI           | Jan 9, 2014  | 18  |
| Adut Bulgak - DUKE                  | Jan 11, 2015 | 18  |
| Kiah Gillespie - vs SOUTH CAROLINA  | Mar 24, 2019 | 18  |
| Kiah Gillespie - at FLORIDA         | Nov 26, 2019 | 18  |
| 20. Laine Lasseter - vs FLORIDA     | Feb 23, 1979 | 17  |
| Sue Galkantas - FLORIDA             | Dec 3, 1980  | 17  |
| Brenda Cliette - MONTCLAIR STATE    | Jan 10, 1983 | 17  |
| Sarah Hall - WEST GEORGIA           | Nov 23, 1985 | 17  |
| Lorraine Rimson - GEORGETOWN        | Dec 6, 1985  | 17  |
| Lorraine Rimson - RADFORD           | Dec 7, 1985  | 17  |
| Bev Burnett - SOUTH FLORIDA         | Feb 10, 1986 | 17  |
| Chantelle Dishman - MIAMI           | Nov 23, 1991 | 17  |
| Ursula Woods - at WAKE FOREST       | Jan 16, 1993 | 17  |
| Jacinta Monroe - at NORTH CAROLINA  | Feb 1, 2010  | 17  |
| Cierra Bravard - ALABAMA STATE      | Nov 12, 2010 | 17  |
| Natasha Howard - MIAMI              | Jan 15, 2012 | 17  |
| Adut Bulgak - MIAMI                 | Feb 8, 2015  | 17  |

## ASSISTS

| Name                                  | Date         | Ast |
|---------------------------------------|--------------|-----|
| 1. Cheetah Delgado - BOSTON COLLEGE   | Feb 9, 2014  | 15  |
| 2. Shante Williams - ALABAMA STATE    | Dec 16, 2007 | 13  |
| 3. Rose Harper - vs FLORIDA           | Feb 23, 1980 | 12  |
| Cheetah Delgado - at SYRACUSE         | Feb 13, 2014 | 12  |
| AJ Alix - SACRED HEART                | Nov 24, 2017 | 12  |
| Nicki Ekhomu - vs TEXAS A&M           | Dec 1, 2019  | 12  |
| 7. Sheri Kaminski - at SOUTH FLORIDA  | Dec 10, 1983 | 11  |
| Robin Corn - vs SOUTH ALABAMA         | Nov 24, 1989 | 11  |
| Allison Peercy - at FLORIDA           | Feb 3, 1993  | 11  |
| Courtney Ward - vs HAWAII             | Dec 21, 2009 | 11  |
| Cheetah Delgado - VIRGINIA            | Mar 2, 2014  | 11  |
| Leticia Romero - at BOSTON COLLEGE    | Feb 22, 2015 | 11  |
| Brittany Brown - at WAKE FOREST       | Jan 28, 2016 | 11  |
| AJ Alix - at GRAMBLING STATE          | Nov 19, 2017 | 11  |
| AJ Alix - ARIZONA STATE               | Dec 10, 2017 | 11  |
| AJ Alix - JACKSONVILLE                | Dec 28, 2017 | 11  |
| AJ Alix - CLEMSON                     | Feb 15, 2018 | 11  |
| 18. Lynn Marnie - vs NORTH CAROLINA   | Jan 5, 1982  | 10  |
| Sheri Kaminski - MIAMI                | Jan 13, 1984 | 10  |
| Sheri Kaminski - FLORIDA A&M          | Feb 15, 1984 | 10  |
| Jan Piatnik - FLORIDA A&M             | Jan 21, 1988 | 10  |
| Wanda Burns - HOWARD                  | Feb 6, 1989  | 10  |
| Wanda Burns - MARQUETTE               | Dec 1, 1990  | 10  |
| Wanda Burns - at LOUISVILLE           | Feb 11, 1991 | 10  |
| Jen Robinson - at FLORIDA A&M         | Dec 10, 1995 | 10  |
| Jen Robinson - at VIRGINIA            | Jan 2, 1998  | 10  |
| April Traylor - at CLEMSON            | Feb 27, 2000 | 10  |
| April Traylor - vs DUKE               | Mar 5, 2000  | 10  |
| Courtney Ward - DUKE                  | Jan 29, 2009 | 10  |
| Courtney Ward - HARVARD               | Jan 21, 2010 | 10  |
| Courtney Ward - CLEMSON               | Feb 11, 2010 | 10  |
| Courtney Ward - at GEORGIA TECH       | Feb 15, 2010 | 10  |
| Morgan Toles - vs EASTERN KENTUCKY    | Nov 23, 2012 | 10  |
| Morgan Toles - at GEORGIA TECH        | Jan 3, 2013  | 10  |
| Cheetah Delgado - UNC-GREENSBORO      | Nov 8, 2013  | 10  |
| Cheetah Delgado - at MIAMI            | Jan 9, 2014  | 10  |
| Cheetah Delgado - at MARYLAND         | Feb 20, 2014 | 10  |
| Leticia Romero - ALABAMA STATE        | Mar 21, 2015 | 10  |
| Leticia Romero - vs SAM HOUSTON STATE | Nov 28, 2015 | 10  |



Cheetah Delgado broke the FSU assists record on 'Paint it Pink' day on Feb. 9, 2014. She dedicated the performance to her late mother, who passed away from breast cancer.

|                                    |              |    |
|------------------------------------|--------------|----|
| Brittany Brown - at NORTH CAROLINA | Jan 5, 2017  | 10 |
| Nausia Woolfolk - at MIAMI         | Feb 11, 2018 | 10 |
| Kiah Gillespie - vs MICHIGAN       | Dec 22, 2019 | 10 |

## BLOCKED SHOTS

| Name                                  | Date         | Blok |
|---------------------------------------|--------------|------|
| 1. Jacinta Monroe - GEORGIA TECH      | Jan 18, 2009 | 9    |
| 2. Brooke Wyckoff - SW MISSOURI STATE | Dec 21, 1997 | 8    |
| 3. Brooke Wyckoff - MISSISSIPPI       | Nov 26, 1997 | 7    |
| Brooke Wyckoff - at MARYLAND          | Feb 22, 1998 | 7    |
| Jacinta Monroe - ALABAMA STATE        | Dec 16, 2007 | 7    |
| Jacinta Monroe - DUKE                 | Jan 29, 2009 | 7    |
| Jacinta Monroe - AUBURN               | Nov 27, 2009 | 7    |
| 8. Laine Lasseter - MERCER            | Nov 17, 1978 | 6    |
| Sarah Hall - FLORIDA A&M              | Jan 2, 1983  | 6    |
| Brooke Wyckoff - at WAKE FOREST       | Feb 8, 1998  | 6    |
| Brooke Wyckoff - SOUTH FLORIDA        | Dec 14, 1998 | 6    |
| Ronaldia Pierce - vs MARYLAND         | Mar 6, 2004  | 6    |
| Jacinta Monroe - SAMFORD              | Dec 27, 2007 | 6    |
| Jacinta Monroe - NORTH CAROLINA STATE | Feb 7, 2008  | 6    |
| Jacinta Monroe - MERCER               | Dec 14, 2008 | 6    |
| Natasha Howard - at WAKE FOREST       | Feb 2, 2014  | 6    |
| Chatrice White - GEORGIA TECH         | Feb 25, 2018 | 6    |
| 18. Laine Lasseter - at WINTHROP      | Feb 8, 1979  | 5    |
| Sarah Hall - FLORIDA A&M              | Feb 12, 1985 | 5    |
| Veronica Bouknight - at SOUTH FLORIDA | Jan 20, 1986 | 5    |
| Sarah Hall - at ALBANY STATE          | Jan 30, 1986 | 5    |
| Mary Buchanan - VALDOSTA STATE COLL   | Dec 30, 1986 | 5    |
| Chantelle Dishman - WAKE FOREST       | Feb 17, 1992 | 5    |
| Brooke Wyckoff - at VIRGINIA          | Jan 2, 1998  | 5    |
| Brooke Wyckoff - VIRGINIA             | Feb 1, 1998  | 5    |
| Levys Torres - at IOWA STATE          | Mar 18, 2001 | 5    |
| Britany Miller - STETSON              | Dec 6, 2006  | 5    |
| Jacinta Monroe - vs OLD DOMINION      | Mar 17, 2007 | 5    |
| Britany Miller - at TEXAS A&M         | Dec 6, 2007  | 5    |
| Jacinta Monroe - FLORIDA              | Nov 23, 2008 | 5    |
| Cierra Bravard - VIRGINIA             | Feb 24, 2009 | 5    |
| Jacinta Monroe - ALCORN STATE         | Dec 6, 2009  | 5    |
| Jacinta Monroe - CONNECTICUT          | Dec 28, 2009 | 5    |
| Jacinta Monroe - vs MISSISSIPPI STATE | Mar 28, 2010 | 5    |
| Natasha Howard - at VIRGINIA          | Mar 3, 2013  | 5    |
| Natasha Howard - vs PRINCETON         | Mar 24, 2013 | 5    |
| Natasha Howard - vs PACIFIC           | Dec 20, 2013 | 5    |
| Natasha Howard - at VIRGINIA          | Jan 19, 2014 | 5    |
| Natasha Howard - DUKE                 | Jan 23, 2014 | 5    |
| Adut Bulgak - at PURDUE               | Dec 3, 2014  | 5    |
| Adut Bulgak - at TEMPLE               | Dec 14, 2014 | 5    |
| Chatrice White - at GEORGIA TECH      | Jan 26, 2017 | 5    |
| Chatrice White - CLEMSON              | Feb 18, 2017 | 5    |
| Chatrice White - STETSON              | Dec 7, 2017  | 5    |
| Chatrice White - at TEXAS             | Dec 17, 2017 | 5    |

|                                |             |   |
|--------------------------------|-------------|---|
| Valencia Myers - TROY          | Nov 6, 2018 | 5 |
| Valencia Myers - at ST. JOHN'S | Dec 9, 2018 | 5 |
| Valencia Myers - NC STATE      | Feb 7, 2019 | 5 |

## STEALS

| Name                                   | Date         | Stl |
|--|--------------|-----|
| 1. Wanda Burns - vs SOUTH ALABAMA      | Nov 24, 1989 | 10  |
| 2. Ivey Slaughter - vs OREGON STATE    | Mar 25, 2017 | 9   |
| 3. Brenda Cliette - ALABAMA-BIRMINGHAM | Dec 18, 1986 | 8   |
| Tia Paschal - LOUISIANA STATE          | Dec 5, 1992  | 8   |
| Wendy Hampton - FLORIDA A&M            | Dec 3, 1996  | 8   |
| April Traylor - at XAVIER              | Feb 1, 2001  | 8   |
| Brittany Brown - BOSTON COLLEGE        | Jan 7, 2016  | 8   |
| 8. Sunnie O'Neal - SOUTH FLORIDA       | Jan 16, 1981 | 7   |
| Glenda Stokes - SOUTH FLORIDA          | Jan 16, 1981 | 7   |
| Brenda Cliette - UT-CHATTAHOOGA        | Nov 26, 1982 | 7   |
| Brenda Cliette - FLORIDA               | Jan 19, 1983 | 7   |
| Val Garrett - at ALBANY STATE          | Jan 30, 1986 | 7   |
| Sheri Kaminski - at ALBANY STATE       | Jan 30, 1986 | 7   |
| Brenda Cliette - at SOUTH ALABAMA      | Jan 16, 1987 | 7   |
| Chris Davis - HOWARD                   | Feb 6, 1989  | 7   |
| Wanda Burns - LOUISVILLE               | Jan 13, 1990 | 7   |
| Tia Paschal - at SW MISSOURI STATE     | Nov 24, 1990 | 7   |
| Wanda Burns - ALABAMA                  | Jan 16, 1991 | 7   |
| Tia Paschal - FLORIDA ATLANTIC         | Dec 1, 1992  | 7   |
| Allison Peercy - at NORTH CAROLINA     | Jan 10, 1993 | 7   |
| Tia Paschal - FLORIDA A&M              | Jan 27, 1993 | 7   |
| Tia Paschal - DUKE                     | Feb 28, 1993 | 7   |
| Aletha Penn - at FLORIDA A&M           | Dec 10, 1995 | 7   |
| Brooke Wyckoff - LONG BEACH STATE      | Nov 22, 1998 | 7   |
| Angela Sutton - vs DUKE                | Feb 26, 1999 | 7   |
| LaQuinta Neely - at JACKSONVILLE       | Dec 18, 2002 | 7   |
| Alicia Gladden - MIAMI                 | Jan 9, 2005  | 7   |
| Alicia Gladden - TULSA                 | Nov 27, 2006 | 7   |
| Brittany Peercy - RUTGERS              | Dec 3, 2015  | 7   |
| Brittany Brown - at CLEMSON            | Jan 14, 2016 | 7   |
| AJ Alix - at GRAMBLING STATE           | Nov 19, 2017 | 7   |

## TRIPLE-DOUBLES

| Name                                  | Date         | Pts | Reb | Ast |
|---------------------------------------|--------------|-----|-----|-----|
| 1. Wanda Burns - MARQUETTE            | Dec 1, 1990  | 22  | 12  | 10  |
| 2. Leticia Romero - at BOSTON COLLEGE | Feb 22, 2015 | 19  | 11  | 11  |
| 3. Kiah Gillespie - vs MICHIGAN       | Dec 22, 2019 | 14  | 13  | 10  |



# SEASON RECORDS

## FREE THROWS MADE

| Name                  | Year    | FTM |
|-----------------------|---------|-----|
| 1. Carla Williams     | 1995-96 | 189 |
| 2. Cierra Bravard     | 2010-11 | 156 |
| 3. Carla Williams     | 1994-95 | 153 |
| 4. Sue Galkantas      | 1981-82 | 146 |
| 5. Natasha Howard     | 2013-14 | 143 |
| 6. Cierra Bravard     | 2011-12 | 133 |
| 7. Bev Burnett        | 1987-88 | 131 |
| 8. Nicki Ekhomu       | 2018-19 | 127 |
| 9. Wanda Burns        | 1990-91 | 125 |
| 10. Sue Galkantas     | 1982-83 | 123 |
| 11. Christy Derlak    | 1993-94 | 122 |
| 12. Chantelle Dishman | 1990-91 | 121 |
| 13. Ivey Slaughter    | 2014-15 | 117 |
| 14. Wanda Burns       | 1989-90 | 115 |
| Nicki Ekhomu          | 2017-18 | 115 |
| 16. Latavia Coleman   | 1997-98 | 112 |
| 17. Sue Galkantas     | 1983-84 | 111 |
| 18. Jacinta Monroe    | 2008-09 | 108 |
| Jacinta Monroe        | 2009-10 | 108 |
| 20. Latavia Coleman   | 1999-00 | 106 |
| April Traylor         | 2000-01 | 106 |
| Chelsea Davis         | 2012-13 | 106 |
| 23. Sue Galkantas     | 1980-81 | 105 |
| Chantelle Dishman     | 1991-92 | 105 |
| 25. Allison Peercy    | 1994-95 | 104 |
| Natasha Howard        | 2012-13 | 104 |

## FREE THROWS ATTEMPTED

| Name                  | Year    | FTA |
|-----------------------|---------|-----|
| 1. Carla Williams     | 1995-96 | 244 |
| 2. Natasha Howard     | 2013-14 | 220 |
| 3. Carla Williams     | 1994-95 | 216 |
| 4. Sue Galkantas      | 1981-82 | 214 |
| 5. Cierra Bravard     | 2010-11 | 198 |
| 6. Cierra Bravard     | 2011-12 | 188 |
| 7. Chantelle Dishman  | 1990-91 | 173 |
| 8. Natasha Howard     | 2012-13 | 170 |
| 9. Bev Burnett        | 1987-88 | 169 |
| 10. Ivey Slaughter    | 2014-15 | 165 |
| 11. Christy Derlak    | 1993-94 | 164 |
| 12. Latavia Coleman   | 1997-98 | 163 |
| 13. Wanda Burns       | 1990-91 | 159 |
| Roneeka Hodges        | 2004-05 | 159 |
| Nicki Ekhomu          | 2018-19 | 159 |
| 16. Jacinta Monroe    | 2008-09 | 157 |
| 17. Sue Galkantas     | 1982-83 | 154 |
| 18. April Traylor     | 1998-99 | 153 |
| 19. Latavia Coleman   | 1999-00 | 151 |
| April Traylor         | 2000-01 | 151 |
| 21. Lynn Dee McDonald | 1979-80 | 150 |
| 22. Cierra Bravard    | 2008-09 | 148 |
| 23. Christy Derlak    | 1992-93 | 147 |
| Levys Torres          | 2000-01 | 147 |
| 25. Glenda Stokes     | 1981-82 | 146 |
| Jacinta Monroe        | 2009-10 | 146 |

## FREE THROW PERCENTAGE

| Name               | Year    | FTM-FTA | Pct  |
|--------------------|---------|---------|------|
| 1. Leticia Romero  | 2016-17 | 72-81   | .889 |
| 2. Alexa Deluzio   | 2011-12 | 78-93   | .839 |
| 3. Holly Johnson   | 2004-05 | 72-86   | .837 |
| 4. Leticia Romero  | 2015-16 | 50-60   | .833 |
| 5. Wanda Burns     | 1989-90 | 115-139 | .827 |
| 6. Mara Freshour   | 2007-08 | 90-109  | .826 |
| Mara Freshour      | 2008-09 | 76-92   | .826 |
| 8. Lisa Foglio     | 1982-83 | 77-94   | .819 |
| 9. Nicki Ekhomu    | 2017-18 | 115-141 | .816 |
| 10. Mara Freshour  | 2006-07 | 53-65   | .815 |
| 11. Alysha Harvin  | 2007-08 | 48-59   | .814 |
| 12. Alexa Deluzio  | 2009-10 | 43-53   | .811 |
| Courtney Ward      | 2010-11 | 73-90   | .811 |
| 14. Chris Davis    | 1989-90 | 76-94   | .809 |
| 15. Danielle Ryan  | 1991-92 | 91-113  | .805 |
| Lauren Bradley     | 2003-04 | 70-87   | .805 |
| 17. Lisa Foglio    | 1980-81 | 65-81   | .802 |
| 18. Danielle Ryan  | 1992-93 | 72-90   | .800 |
| Tamara Gracey      | 1998-99 | 72-90   | .800 |
| Courtney Ward      | 2009-10 | 64-80   | .800 |
| 21. Sue Galkantas  | 1982-83 | 123-154 | .799 |
| Nicki Ekhomu       | 2018-19 | 127-159 | .799 |
| 23. Sheri Kaminski | 1984-85 | 51-64   | .797 |
| Ivey Slaughter     | 2016-17 | 94-118  | .797 |
| 25. Cierra Bravard | 2010-11 | 156-198 | .788 |
| Leonor Rodriguez   | 2012-13 | 93-118  | .788 |

## REBOUNDS

| Name                  | Year    | GP | Tot | Avg  |
|-----------------------|---------|----|-----|------|
| 1. Adut Bulgak        | 2014-15 | 35 | 332 | 9.5  |
| 2. Levys Torres       | 2000-01 | 31 | 310 | 10.0 |
| 3. Kiah Gillespie     | 2018-19 | 33 | 307 | 9.3  |
| 4. Natasha Howard     | 2013-14 | 33 | 306 | 9.3  |
| 5. Sue Galkantas      | 1981-82 | 34 | 296 | 8.7  |
| 6. Glenda Stokes      | 1979-80 | 35 | 294 | 8.4  |
| 7. Natasha Howard     | 2011-12 | 31 | 282 | 9.1  |
| 8. Kiah Gillespie     | 2019-20 | 32 | 279 | 8.7  |
| 9. Laine Lasseter     | 1978-79 | 26 | 277 | 10.7 |
| 10. Glenda Stokes     | 1981-82 | 37 | 276 | 7.5  |
| 11. Sue Galkantas     | 1980-81 | 29 | 270 | 9.3  |
| 12. Brenda Ciette     | 1982-83 | 29 | 269 | 9.3  |
| Lorraine Rimson       | 1983-84 | 31 | 269 | 8.7  |
| 14. LeeVayne Oliver   | 1981-82 | 35 | 260 | 7.4  |
| 15. Adut Bulgak       | 2015-16 | 33 | 259 | 7.8  |
| 16. Chatrice White    | 2017-18 | 33 | 258 | 7.7  |
| 17. Cherry Rivers     | 1979-80 | 31 | 257 | 8.3  |
| 18. Jacinta Monroe    | 2009-10 | 35 | 255 | 7.3  |
| 19. Cherry Rivers     | 1978-79 | 31 | 253 | 8.2  |
| Ivey Slaughter        | 2013-14 | 33 | 253 | 7.7  |
| 21. Jacinta Monroe    | 2008-09 | 34 | 251 | 7.4  |
| 22. Cierra Bravard    | 2010-11 | 32 | 250 | 7.8  |
| 23. LeeVayne Oliver   | 1982-83 | 30 | 248 | 8.3  |
| Natasha Howard        | 2012-13 | 33 | 248 | 7.5  |
| 25. Chantelle Dishman | 1991-92 | 28 | 246 | 8.8  |

## ASSISTS

| Name               | Year    | Ast |
|--------------------|---------|-----|
| 1. Cheetah Delgado | 2013-14 | 216 |
| 2. AJ Alix         | 2017-18 | 201 |
| 3. Courtney Ward   | 2009-10 | 198 |
| 4. Courtney Ward   | 2008-09 | 170 |
| Brittany Brown     | 2016-17 | 170 |
| 6. Nicki Ekhomu    | 2019-20 | 156 |
| 7. Sheri Kaminski  | 1983-84 | 155 |
| 8. Shante Williams | 2003-04 | 150 |
| 9. Cheetah Delgado | 2012-13 | 148 |
| 10. April Traylor  | 1999-00 | 145 |
| 11. Brittany Brown | 2015-16 | 139 |
| 12. Leticia Romero | 2015-16 | 138 |
| 13. Wanda Burns    | 1990-91 | 136 |
| 14. Lynn Mamie     | 1981-82 | 135 |
| 15. Nicki Ekhomu   | 2018-19 | 133 |
| 16. Courtney Ward  | 2010-11 | 132 |
| 17. Allison Peercy | 1992-93 | 129 |
| 18. Holly Johnson  | 2004-05 | 127 |
| Morgan Toles       | 2012-13 | 127 |
| Leticia Romero     | 2014-15 | 127 |
| 21. Rose Harper    | 1979-80 | 125 |
| Shante Williams    | 2007-08 | 125 |
| 23. Allison Peercy | 1994-95 | 123 |
| Leticia Romero     | 2016-17 | 123 |
| 25. Sunnie O'Neal  | 1981-82 | 120 |

## BLOCKED SHOTS

| Name                  | Year           | Blk       |
|-----------------------|----------------|-----------|
| 1. Jacinta Monroe     | 2008-09        | 84        |
| 2. Brooke Wyckoff     | 1997-98        | 80        |
| 3. Jacinta Monroe     | 2007-08        | 78        |
| 4. Jacinta Monroe     | 2009-10        | 76        |
| Natasha Howard        | 2013-14        | 76        |
| 6. Brooke Wyckoff     | 1998-99        | 64        |
| 7. Jacinta Monroe     | 2006-07        | 63        |
| 8. Britany Miller     | 2006-07        | 55        |
| 9. Adut Bulgak        | 2014-15        | 54        |
| Chatrice White        | 2017-18        | 54        |
| <b>Valencia Myers</b> | <b>2018-19</b> | <b>54</b> |
| 12. Chatrice White    | 2016-17        | 50        |
| 13. Natasha Howard    | 2012-13        | 49        |
| 14. Laine Lasseter    | 1980-81        | 48        |
| 15. Britany Miller    | 2005-06        | 39        |
| Natasha Howard        | 2011-12        | 39        |
| 17. Chelsea Davis     | 2012-13        | 38        |
| 18. Laine Lasseter    | 1978-79        | 37        |
| 19. Mary Buchanan     | 1986-87        | 34        |
| Brooke Wyckoff        | 1999-00        | 34        |
| Cierra Bravard        | 2011-12        | 34        |
| Adut Bulgak           | 2015-16        | 34        |
| 23. Cierra Bravard    | 2008-09        | 33        |
| 24. Brenda Ciette     | 1982-83        | 32        |
| Sarah Hall            | 1985-86        | 32        |

## STEALS

| Name                | Year    | Stl |
|---------------------|---------|-----|
| 1. Alicia Gladden   | 2004-05 | 101 |
| 2. Brittany Brown   | 2015-16 | 98  |
| 3. Tia Paschal      | 1992-93 | 96  |
| 4. Brenda Ciette    | 1986-87 | 91  |
| Brittany Brown      | 2016-17 | 91  |
| 6. Brenda Ciette    | 1982-83 | 77  |
| Wanda Burns         | 1989-90 | 77  |
| Brittany Brown      | 2013-14 | 77  |
| 9. Tia Paschal      | 1990-91 | 75  |
| April Traylor       | 2000-01 | 75  |
| 11. Alicia Gladden  | 2006-07 | 73  |
| 12. Glenda Stokes   | 1981-82 | 68  |
| Angela Sutton       | 1999-00 | 68  |
| Courtney Ward       | 2009-10 | 68  |
| Natasha Howard      | 2013-14 | 68  |
| 16. April Traylor   | 1999-00 | 67  |
| Leonor Rodriguez    | 2012-13 | 67  |
| 18. Shante Williams | 2003-04 | 65  |
| 19. Lisa Foglio     | 1981-82 | 64  |
| Chris Davis         | 1990-91 | 64  |
| Cheetah Delgado     | 2012-13 | 64  |
| 22. Allison Peercy  | 1992-93 | 63  |
| Courtney Ward       | 2010-11 | 63  |
| Cheetah Delgado     | 2013-14 | 63  |
| 25. Danielle Ryan   | 1990-91 | 62  |
| Alicia Gladden      | 2005-06 | 62  |
| Ivey Slaughter      | 2016-17 | 62  |

## DOUBLE-DOUBLES

| Name              | Year    | DbI-DbI |
|-------------------|---------|---------|
| 1. Natasha Howard | 2013-14 | 15      |
| 2. Kiah Gillespie | 2018-19 | 13      |
| 3. Laine Lasseter | 1978-79 | 12      |
| Natasha Howard    | 2011-12 | 12      |
| Adut Bulgak       | 2014-15 | 12      |
| Kiah Gillespie    | 2019-20 | 12      |
| 7. Cherry Rivers  | 1978-79 | 11      |
| Brenda Ciette     | 1982-83 | 11      |
| Brenda Ciette     | 1986-87 | 11      |
| Natasha Howard    | 2012-13 | 11      |
| 11. Cherry Rivers | 1979-80 | 10      |
| Sue Galkantas     | 1980-81 | 10      |
| Lorraine Rimson   | 1983-84 | 10      |
| Chantelle Dishman | 1990-91 | 10      |
| Chantelle Dishman | 1991-92 | 10      |
| Cierra Bravard    | 2010-11 | 10      |
| 17. Jackie Arnold | 1978-79 | 9       |
| Sue Galkantas     | 1981-82 | 9       |
| Carla Williams    | 1995-96 | 9       |
| Levys Torres      | 2000-01 | 9       |
| Ivey Slaughter    | 2013-14 | 9       |
| 22. Sarah Hall    | 1985-86 | 8       |
| Lorraine Rimson   | 1985-86 | 8       |
| Tia Paschal       | 1992-93 | 8       |
| Jacinta Monroe    | 2008-09 | 8       |















# COACHING RECORDS



**MILLIE USHER**  
1974-76



**DIANNE MURPHY**  
1976-79



**JAN DYKEHOUSE-ALLEN**  
1979-86



**MARYNELL MEADORS**  
1986-96



**CHRIS GOBRECHT**  
1996-97




**SUE SEMRAU**  
1997-Present

## FLORIDA STATE HEAD COACHES

| COACH               | YEARS            | WINS                   | LOSSES     | PCT         |
|---------------------|------------------|------------------------|------------|-------------|
| Sue Semrau          | 1997-pres        | 453 <sup>^</sup>       | 257        | .638        |
| Chris Gobrecht      | 1996-97          | 5                      | 22         | .185        |
| Marynell Meadors    | 1986-96          | 132                    | 152        | .465        |
| Jan Dykehouse-Allen | 1979-86          | 111                    | 108        | .507        |
| Dianne Murphy       | 1976-79          | 37                     | 35         | .514        |
| Millie Usher        | 1974-76          | 27                     | 28         | .491        |
| Joel Thirer         | 1973-74          | 9                      | 6          | .600        |
| Eddie Cubbon        | 1972-73          | 11                     | 5          | .688        |
| <b>TOTALS</b>       | <b>1972-PRES</b> | <b>785<sup>^</sup></b> | <b>613</b> | <b>.562</b> |

<sup>^</sup>22 victories vacated by the NCAA from the 2006-07 & 2007-08 seasons.



Coach Jan Dykehouse-Allen



Coach Marynell Meadors

## YEAR-BY-YEAR RECORD

| COACH                 | YEARS                      | WINS        | LOSSES     | PCT         |
|-----------------------|----------------------------|-------------|------------|-------------|
| 1970-71               | Barbara Hollingsworth (GA) |             |            |             |
| 1971-72               | Linda Warren (GA)          |             |            |             |
| 1972-73               | Eddie Cubbon (Faculty)     | 11          | 5          | .688        |
| 1973-74               | Joel Thirer (GA)           | 9           | 6          | .600        |
| 1974-75               | Millie Usher (GA)          | 15          | 16         | .469        |
| 1975-76               | Millie Usher               | 12          | 12         | .500        |
| 1976-77               | Dianne Murphy              | 11          | 12         | .478        |
| 1977-78               | Dianne Murphy              | 8           | 9          | .470        |
| 1978-79               | Dianne Murphy              | 18          | 14         | .563        |
| 1979-80               | Janice Dykehouse           | 13          | 22         | .371        |
| 1980-81               | Janice Dykehouse           | 14          | 15         | .483        |
| 1981-82               | Janice Dykehouse           | 28          | 10         | .737        |
| 1982-83               | Janice Dykehouse           | 24          | 6          | .800        |
| 1983-84               | Janice Dykehouse           | 13          | 18         | .419        |
| 1984-85               | Janice Dykehouse-Allen     | 7           | 21         | .250        |
| 1985-86               | Janice Dykehouse-Allen     | 12          | 16         | .429        |
| 1986-87               | Marynell Meadors           | 9           | 19         | .321        |
| 1987-88               | Marynell Meadors           | 9           | 18         | .333        |
| 1988-89               | Marynell Meadors           | 16          | 11         | .593        |
| 1989-90               | Marynell Meadors           | 21          | 9          | .700        |
| 1990-91               | Marynell Meadors           | 25          | 7          | .781        |
| 1991-92               | Marynell Meadors           | 17          | 11         | .607        |
| 1992-93               | Marynell Meadors           | 13          | 14         | .482        |
| 1993-94               | Marynell Meadors           | 6           | 21         | .222        |
| 1994-95               | Marynell Meadors           | 8           | 22         | .267        |
| 1995-96               | Marynell Meadors           | 8           | 20         | .286        |
| 1996-97               | Chris Gobrecht             | 5           | 22         | .185        |
| 1997-98               | Sue Semrau                 | 9           | 18         | .333        |
| 1998-99               | Sue Semrau                 | 7           | 20         | .259        |
| 1999-00               | Sue Semrau                 | 12          | 17         | .414        |
| 2000-01               | Sue Semrau                 | 19          | 12         | .613        |
| 2001-02               | Sue Semrau                 | 13          | 15         | .464        |
| 2002-03               | Sue Semrau                 | 17          | 13         | .567        |
| 2003-04               | Sue Semrau                 | 15          | 15         | .500        |
| 2004-05               | Sue Semrau                 | 24          | 8          | .750        |
| 2005-06               | Sue Semrau                 | 20          | 10         | .667        |
| 2006-07               | Sue Semrau                 | 24          | 10         | .706        |
| 2007-08               | Sue Semrau                 | 19          | 14         | .576        |
| 2008-09               | Sue Semrau                 | 26          | 8          | .765        |
| 2009-10               | Sue Semrau                 | 29          | 6          | .824        |
| 2010-11               | Sue Semrau                 | 24          | 8          | .750        |
| 2011-12               | Sue Semrau                 | 14          | 17         | .452        |
| 2012-13               | Sue Semrau                 | 23          | 10         | .697        |
| 2013-14               | Sue Semrau                 | 21          | 12         | .636        |
| 2014-15               | Sue Semrau                 | 32          | 5          | .865        |
| 2015-16               | Sue Semrau                 | 25          | 8          | .758        |
| 2016-17               | Sue Semrau                 | 28          | 7          | .800        |
| 2017-18               | Sue Semrau                 | 26          | 7          | .788        |
| 2018-19               | Sue Semrau                 | 24          | 9          | .727        |
| 2019-20               | Sue Semrau                 | 24          | 8          | .750        |
| <b>48-Year Totals</b> |                            | <b>807*</b> | <b>613</b> | <b>.568</b> |

\*Does not include 22 victories vacated by the NCAA from the 2006-07 & 2007-08 seasons

# COACHING RECORDS



## ALL-TIME ASSISTANT COACHES AND GRADUATE ASSISTANTS

|                     |                  |
|---------------------|------------------|
| Allen, Wayne        | 1984-87          |
| Atkinson, Danielle  | 2014-18          |
| Brown, Julie*       | 1988-90, 2006-07 |
| Browne, Anucha*     | 1985-86          |
| Blanton, Ke'Sha*    | 2010-12          |
| Carter, JC          | 2018-20          |
| Cecil, Victoria*    | 2016-17          |
| Close, Cori         | 2004-2011        |
| Cooney, Margaret*   | 1980-81          |
| Davies, Leslie      | 1997-00          |
| Dunston, Jillian    | 2018-20          |
| Gaw, Wrenetta*      | 1986-88          |
| Gernatt, Theresa    | 1996-04          |
| Givens, Jamey*      | 2009-2011        |
| Glover, Freda       | 1987-93          |
| Harris, Raphael*    | 2007-09          |
| Hartmann, Terri*    | 1984-85          |
| Haynes, Rene*       | 2011-12          |
| Heintz, Roy         | 2000-02          |
| Hughey, Ron         | 2012-14          |
| Hunter, Shun*       | 2003-05          |
| Jenkins, Aaron*     | 2016-18          |
| Johnson, Angie      | 1997-12          |
| Jordan, Kelly       | 1984-86          |
| Karlou, Michelle*   | 2000-02          |
| Kjaerholt, Nicholas | 2018-20          |
| King, Latara*       | 2013-15          |
| Kraemer, Karen*     | 1991-93          |
| Lang, Erika         | 1996-97          |
| Lassiter, Brooke*   | 2002-03          |
| Lent, Michele*      | 1983-84          |
| Linville, Tristin*  | 2014-16          |
| Markey, Robyn       | 1986-92          |
| McCorvey, Joy       | 2018-Present     |
| McNelis, Dennis     | 1980-83          |
| Narbut, Buz         | 1983-84          |
| Owen, Heidi*        | 1981-83          |
| Panek, Sue          | 1993-96          |
| Parker, Melissa*    | 2000-02          |
| Petersen, Josh*     | 2012-14          |
| Polk, Jonelle       | 1994-96          |
| Ramaker, Rob*       | 2005-06          |
| Reitz, Joanna*      | 2007-2010        |
| Rivers, Cherry      | 1981-84          |
| Roulier, Jenny*     | 2004-07          |
| Sam, Autumn*        | 2002-04          |
| Schmidt, Mark       | 1992-96          |
| Sheffield, Ed*      | 1990-92          |
| Slaughter, Ivey*    | 2020-Present     |
| Sowada, Karen       | 1996-97          |
| Stoehr, Scott       | 2002-03          |
| Toles, Morgan       | 2014-16          |
| White, Lance        | 2003-18          |
| Wiggins, Matt*      | 2003-04          |
| Wyckoff, Brooke     | 2011-Present     |

\*Denotes Graduate Assistants



Dianne Murphy



Millie Usher



Marynell Meadors





# SERIES RECORDS

|         |   |        |         |
|---------|---|--------|---------|
| 1998-99 | L | 72-91  | (A)     |
|         | L | 75-92  | (H)     |
|         | L | 57-90  | (N)     |
| 1999-00 | L | 54-59  | (H)     |
|         | L | 52-87  | (A)     |
|         | L | 65-92  | (N)     |
|         | L | 60-73  | (H)     |
| 2000-01 | L | 71-69  | (A)     |
|         | W | 56-72  | (N)     |
| 2001-02 | L | 80-102 | (H)     |
|         | L | 55-88  | (A)     |
|         | L | 66-82  | (N)     |
| 2002-03 | L | 63-81  | (A)     |
|         | L | 49-70  | (H)     |
| 2003-04 | L | 66-79  | (A)     |
|         | W | 80-74  | (H)     |
| 2004-05 | L | 64-75  | (A)     |
| 2005-06 | L | 68-87  | (A)     |
| 2006-07 | L | 60-73  | (H)     |
| 2007-08 | L | 38-70  | (A)     |
|         | L | 67-81  | (N)     |
| 2008-09 | W | 82-75  | (OT)(H) |
|         | L | 57-75  | (N)     |
| 2009-10 | L | 43-73  | (A)     |
| 2010-11 | L | 70-87  | (H)     |
| 2011-12 | L | 66-73  | (A)     |
|         | L | 57-67  | (H)     |
| 2012-13 | L | 50-61  | (A)     |
|         | L | 66-72  | (N)     |
| 2013-14 | L | 77-85  | (OT)(H) |
| 2014-15 | W | 74-58  | (H)     |
| 2015-16 | W | 69-53  | (A)     |
| 2016-17 | W | 69-45  | (H)     |
| 2017-18 | L | 66-79  | (A)     |
| 2018-19 | W | 66-62  | (H)     |
|         | W | 51-41  | (N)     |
| 2019-20 | L | 64-66  | (A)     |

## DUQUESNE: 0-2

| HOME    | AWAY | NEUTRAL   |
|---------|------|-----------|
| 0-1     | 0-1  | 0-0       |
| 1996-97 | L    | 58-61 (H) |
| 1997-98 | L    | 61-92 (A) |

## EAST CAROLINA: 1-2

| HOME    | AWAY | NEUTRAL   |
|---------|------|-----------|
| 0-1     | 1-1  | 0-0       |
| 1979-80 | L    | 61-69 (A) |
| 1980-81 | L    | 67-78 (H) |
| 2006-07 | W    | 62-44 (A) |

## EAST CENTRAL COLLEGE: 1-0

| HOME    | AWAY | NEUTRAL   |
|---------|------|-----------|
| 0-0     | 0-0  | 1-0       |
| 1972-73 | W    | 45-44 (N) |

## EASTERN ILLINOIS: 1-0

| HOME    | AWAY | NEUTRAL   |
|---------|------|-----------|
| 0-0     | 0-0  | 1-0       |
| 2014-15 | W    | 91-55 (W) |

## EASTERN KENTUCKY: 4-0

| HOME    | AWAY | NEUTRAL   |
|---------|------|-----------|
| 2-0     | 0-0  | 2-0       |
| 1991-92 | W    | 72-65 (H) |
| 2004-05 | W    | 70-53 (H) |
| 2012-13 | W    | 90-51 (N) |
| 2018-19 | W    | 62-45 (N) |

## EAST TENNESSEE STATE: 1-0

| HOME    | AWAY | NEUTRAL   |
|---------|------|-----------|
| 1-0     | 0-0  | 0-0       |
| 2001-02 | W    | 99-66 (H) |

## FAIRFIELD: 1-1

| HOME    | AWAY | NEUTRAL   |
|---------|------|-----------|
| 0-0     | 0-0  | 1-1       |
| 1984-85 | L    | 64-71 (N) |
| 2006-07 | W    | 69-54 (N) |

## FAIRLEIGH-DICKINSON: 1-0

| HOME    | AWAY | NEUTRAL   |
|---------|------|-----------|
| 0-0     | 0-0  | 1-0       |
| 2003-04 | W    | 88-77 (N) |

## FLAGLER: 5-4

| HOME    | AWAY | NEUTRAL   |
|---------|------|-----------|
| 1-1     | 1-1  | 3-2       |
| 1972-73 | W    | 48-47 (A) |
|         | W    | 46-39 (N) |
| 1973-74 | L    | 31-41 (H) |
|         | W    | 76-49 (H) |
|         | W    | 52-36 (N) |
| 1974-75 | L    | 51-60 (A) |
|         | L    | 52-59 (N) |
|         | W    | 59-55 (N) |
|         | L    | 45-53 (N) |

## FLORIDA: 37-43

| HOME  | AWAY  | NEUTRAL |
|-------|-------|---------|
| 19-15 | 11-21 | 7-7     |

|         |   |        |         |
|---------|---|--------|---------|
| 1973-74 | L | 39-44  | (A)     |
|         | W | 48-45  | (H)     |
|         | W | 54-35  | (N)     |
|         | W | 32-31  | (N)     |
| 1974-75 | L | 44-67  | (H)     |
|         | W | 53-47  | (H)     |
|         | L | 41-49  | (A)     |
|         | W | 44-28  | (N)     |
| 1975-76 | W | 65-59  | (H)     |
|         | L | 45-64  | (A)     |
|         | L | 45-68  | (N)     |
|         | L | 39-65  | (N)     |
| 1976-77 | L | 54-80  | (A)     |
|         | L | 65-67  | (H)     |
|         | L | 67-72  | (N)     |
|         | L | 60-72  | (N)     |
| 1977-78 | W | 93-66  | (H)     |
|         | L | 63-102 | (A)     |
|         | W | 100-80 | (N)     |
| 1978-79 | W | 88-79  | (H)     |
|         | W | 91-72  | (A)     |
|         | W | 89-85  | (N)     |
|         | W | 101-94 | (N)     |
|         | W | 92-77  | (A)     |
| 1979-80 | W | 88-84  | (H)     |
|         | L | 67-78  | (N)     |
|         | W | 84-76  | (N)     |
|         | L | 71-84  | (N)     |
|         | W | 90-48  | (H)     |
|         | L | 81-83  | (A)     |
| 1980-81 | W | 60-63  | (H)     |
| 1981-82 | L | 86-79  | (A)     |
|         | W | 68-63  | (A)     |
| 1982-83 | W | 89-67  | (H)     |
|         | W | 74-70  | (H)     |
| 1983-84 | W | 57-65  | (A)     |
|         | L | 43-64  | (A)     |
| 1984-85 | L | 58-79  | (H)     |
|         | L | 68-77  | (H)     |
|         | L | 76-81  | (A)     |
| 1985-86 | L | 65-69  | (H)     |
|         | L | 59-70  | (H)     |
| 1987-88 | W | 71-55  | (H)     |
| 1988-89 | L | 60-63  | (A)     |
| 1989-90 | W | 63-62  | (H)     |
| 1990-91 | W | 79-78  | (A)     |
| 1991-92 | W | 90-78  | (OT)(H) |
| 1992-93 | L | 78-81  | (A)     |
| 1993-94 | L | 54-73  | (H)     |
| 1994-95 | L | 80-91  | (H)     |
|         | L | 62-81  | (A)     |
| 1995-96 | L | 56-74  | (N)     |
|         | L | 37-76  | (H)     |
|         | L | 48-75  | (N)     |
| 1997-98 | L | 59-77  | (A)     |
|         | L | 64-73  | (A)     |
|         | L | 57-69  | (H)     |
| 1998-99 | L | 89-106 | (A)     |
| 1999-00 | L | 74-82  | (H)     |
| 2000-01 | L | 65-79  | (A)     |
| 2001-02 | L | 74-78  | (OT)(H) |
| 2002-03 | L | 69-80  | (A)     |
| 2003-04 | L | 60-74  | (H)     |
| 2004-05 | W | 72-62  | (A)     |
| 2005-06 | W | 82-62  | (H)     |
|         | L | 62-72  | (A)     |
|         | W | 88-66  | (H)     |
| 2007-08 | W | 81-78  | (A)     |
| 2008-09 | L | 57-72  | (H)     |
| 2009-10 | W | 66-62  | (A)     |
| 2010-11 | W | 74-72  | (H)     |
| 2011-12 | L | 58-72  | (A)     |
| 2012-13 | L | 98-67  | (H)     |
| 2013-14 | W | 76-68  | (A)     |
| 2014-15 | W | 77-51  | (H)     |
| 2015-16 | L | 72-82  | (A)     |
| 2016-17 | W | 83-58  | (H)     |
| 2017-18 | W | 84-54  | (A)     |
| 2018-19 | W | 63-56  | (H)     |
| 2019-20 | W | 66-55  | (A)     |

## FLORIDA ATLANTIC: 7-2

| HOME    | AWAY | NEUTRAL   |
|---------|------|-----------|
| 5-0     | 2-2  | 0-0       |
| 1986-87 | L    | 38-42 (A) |
| 1991-92 | W    | 96-64 (H) |
| 1992-93 | W    | 97-67 (H) |
| 1993-94 | L    | 64-67 (A) |
| 1994-95 | W    | 69-55 (H) |
| 1995-96 | W    | 69-46 (A) |
| 1996-97 | W    | 79-63 (H) |
| 2004-05 | W    | 65-40 (H) |
| 2005-06 | W    | 76-63 (A) |

## FLORIDA A&M: 24-8

| HOME    | AWAY | NEUTRAL   |
|---------|------|-----------|
| 14-4    | 9-3  | 1-1       |
| 1972-73 | W    | 53-47 (H) |
|         | W    | 57-52 (A) |

|         |   |        |     |
|---------|---|--------|-----|
| 1974-75 | W | 77-34  | (H) |
|         | W | 47-26  | (A) |
| 1977-78 | W | 84-59  | (H) |
| 1978-79 | L | 79-84  | (H) |
|         | L | 61-77  | (A) |
| 1979-80 | W | 74-61  | (H) |
|         | L | 60-67  | (A) |
| 1980-81 | W | 76-64  | (H) |
|         | W | 76-61  | (A) |
| 1981-82 | L | 86-87  | (A) |
|         | W | 59-58  | (H) |
|         | W | 76-65  | (N) |
| 1982-83 | W | 66-60  | (A) |
|         | W | 82-65  | (H) |
| 1983-84 | W | 80-64  | (A) |
| 1984-85 | L | 57-61  | (H) |
| 1985-86 | L | 65-83  | (H) |
| 1986-87 | W | 79-72  | (H) |
| 1987-88 | L | 68-73  | (N) |
| 1988-89 | W | 75-68  | (H) |
| 1989-90 | W | 87-60  | (H) |
| 1990-91 | W | 92-62  | (H) |
| 1991-92 | W | 100-71 | (A) |
| 1992-93 | W | 79-58  | (H) |
| 1993-94 | W | 70-68  | (A) |
| 1994-95 | L | 65-73  | (H) |
| 1995-96 | W | 90-65  | (A) |
| 1996-97 | W | 91-59  | (H) |
| 1997-98 | W | 79-70  | (A) |
| 2004-05 | W | 85-66  | (H) |

## FLORIDA GULF COAST: 3-0

| HOME    | AWAY | NEUTRAL   |
|---------|------|-----------|
| 2-0     | 1-0  | 0-0       |
| 2007-08 | W    | 93-53 (A) |
| 2008-09 | W    | 81-62 (H) |
| 2014-15 | W    | 65-47 (H) |

## FLORIDA INTERNATIONAL: 8-2

| HOME    | AWAY | NEUTRAL   |
|---------|------|-----------|
| 2-2     | 2-0  | 4-0       |
| 1975-76 | W    | 58-35 (N) |
|         | W    | 81-44 (N) |
|         | W    | 66-41 (N) |
| 1976-77 | W    | 74-64 (A) |
| 1981-82 | W    | 77-65 (H) |
| 1982-83 | W    | 63-66 (H) |
| 1987-88 | L    | 62-75 (H) |
| 1988-89 | L    | 62-75 (A) |
| 1998-99 | L    | 76-55 (A) |
| 2002-03 | W    | 77-51 (H) |
| 2007-08 | W    | 70-50 (N) |

## FLORIDA SOUTHERN: 1-0

| HOME    | AWAY | NEUTRAL   |
|---------|------|-----------|
| 1-0     | 0-0  | 0-0       |
| 1979-80 | W    | 97-58 (H) |

## FLORIDA TECH: 1-0

| HOME    | AWAY | NEUTRAL   |
|---------|------|-----------|
| 0-0     | 1-0  | 0-0       |
| 1976-77 | W    | 77-63 (A) |

## FORDHAM: 6-0

| HOME    | AWAY | NEUTRAL   |
|---------|------|-----------|
| 1-0     | 3-0  | 2-0       |
| 1984-85 | W    | 88-81 (N) |
| 2000-01 | W    | 73-52 (A) |
| 2004-05 | W    | 65-61 (N) |
| 2005-06 | W    | 73-50 (A) |
| 2006-07 | W    | 84-34 (A) |
| 2007-08 | W    | 77-42 (H) |

## FORT VALLEY: 0-1

| HOME    | AWAY | NEUTRAL   |
|---------|------|-----------|
| 0-0     | 0-0  | 0-1       |
| 1974-75 | L    | 43-58 (N) |

## FRESNO STATE: 1-0

| HOME    | AWAY | NEUTRAL   |
|---------|------|-----------|
| 0-0     | 0-0  | 1-0       |
| 1994-95 | W    | 67-62 (N) |

## FURMAN: 2-0

| HOME    | AWAY | NEUTRAL   |
|---------|------|-----------|
| 0-0     | 0-0  | 2-0       |
| 1995-96 | W    | 60-56 (N) |
| 2014-15 | W    | 94-63 (N) |

## GEORGETOWN: 1-1

| HOME    | AWAY | NEUTRAL   |
|---------|------|-----------|
| 0-0     | 0-1  | 1-0       |
| 1984-85 | L    | 69-77 (A) |
| 1985-86 | W    | 78-74 (N) |

## GEORGIA: 0-8

| HOME    | AWAY | NEUTRAL   |
|---------|------|-----------|
| 0-2     | 0-3  | 0-3       |
| 1987-88 | L    | 72-91 (H) |
| 1988-89 | L    | 70-90 (A) |
| 1989-90 | L    | 76-80 (H) |

|         |   |       |         |
|---------|---|-------|---------|
| 1990-91 | L | 71-91 | (A)     |
| 1998-99 | L | 72-95 | (A)     |
| 2006-07 | L | 60-73 | (N)     |
| 2007-08 | L | 62-71 | (OT)(N) |
| 2010-11 | L | 59-61 | (N)     |

## GEORGIA SOUTHERN: 4-5

| HOME    | AWAY | NEUTRAL       |
|---------|------|---------------|
| 2-2     | 2-3  | 0-0           |
| 1974-75 | L    | 53-65 (A)     |
| 1975-76 | L    | 54-83 (A)     |
| 1977-78 | L    | 59-86 (A)     |
|         | L    | 71-79 (H)     |
| 1981-82 | L    | 78-81 (H)     |
| 1987-88 | W    | 83-77 (OT)(A) |
| 1988-89 | W    | 105-78 (H)    |
| 1989-90 | W    | 80-49 (A)     |
| 2005-06 | W    | 82-51 (H)     |

## GEORGIA STATE: 4-1

| HOME    | AWAY | NEUTRAL   |
|---------|------|-----------|
| 3-0     | 1-1  | 0-0       |
| 1980-81 | L    | 79-96 (A) |
| 2002-03 | W    | 73-60 (H) |
| 2009-10 | W    | 66-53 (A) |
| 2011-12 | W    | 94-74 (H) |
| 2019-20 | W    | 79-43 (H) |

## GEORGIA TECH: 27-22

| HOME  | AWAY | NEUTRAL |
|-------|------|---------|
| 12-12 | 14-9 | 1-1     |

| ACC GAMES: 26-21 | HOME  | AWAY | TOURNAMENT |
|------------------|-------|------|------------|
|                  | 11-12 | 14-8 | 1-1        |

|         |   |       |         |
|---------|---|-------|---------|
| 1974-75 | W | 58-22 | (H)     |
| 1980-81 | L | 84-97 | (A)     |
| 1991-92 | L | 68-70 | (H)     |
|         | W | 77-66 | (A)     |
| 1992-93 | W | 79-71 | (A)     |
|         | L | 46-61 | (H)     |
| 1993-94 | L | 62-65 | (H)     |
|         | L | 51-63 | (A)     |
| 1994-95 | W | 60-58 | (A)     |
|         | L | 57-68 | (H)     |
| 1995-96 | L | 65-97 | (A)     |
|         | W | 90-85 | (OT)(H) |
|         | W | 64-51 | (N)     |
| 1996-97 | L | 51-75 | (A)     |
|         | L | 60-68 | (H)     |
| 1997-98 | W | 88-53 | (A)     |
|         | W | 77-56 | (H)     |
| 1998-99 | L | 70-92 | (A)     |
|         | L | 78-86 | (H)     |
| 1999-00 | W | 93-64 | (H)     |
|         | W | 77-74 | (A)     |
| 2000-01 |   |       |         |

# SERIES RECORDS

**HARVARD: 1-0**

| HOME    | AWAY | NEUTRAL   |
|---------|------|-----------|
| 1-0     | 0-0  | 0-0       |
| 2003-04 | W    | 83-82 (H) |

**HAWAII: 1-0**

| HOME    | AWAY | NEUTRAL   |
|---------|------|-----------|
| 0-0     | 0-0  | 1-0       |
| 2009-10 | W    | 83-39 (N) |

**HIGH POINT: 1-0**

| HOME    | AWAY | NEUTRAL   |
|---------|------|-----------|
| 1-0     | 0-0  | 0-0       |
| 2006-07 | W    | 67-39 (H) |

**HOFSTRA: 1-0**

| HOME    | AWAY | NEUTRAL   |
|---------|------|-----------|
| 0-0     | 0-0  | 1-0       |
| 2007-08 | W    | 72-54 (N) |

**HOWARD: 1-0**

| HOME    | AWAY | NEUTRAL    |
|---------|------|------------|
| 1-0     | 0-0  | 0-0        |
| 1988-89 | W    | 101-73 (H) |

**IDAHO: 0-1**

| HOME    | AWAY | NEUTRAL   |
|---------|------|-----------|
| 0-0     | 0-0  | 0-1       |
| 1983-84 | L    | 74-75 (N) |

**ILLINOIS-CHICAGO: 1-0**

| HOME    | AWAY | NEUTRAL   |
|---------|------|-----------|
| 1-0     | 0-0  | 0-0       |
| 2019-20 | W    | 86-42 (H) |

**INDIANA: 4-1**

| HOME    | AWAY | NEUTRAL   |
|---------|------|-----------|
| 1-1     | 3-0  | 0-0       |
| 1980-81 | L    | 76-79 (H) |
| 2001-02 | W    | 62-61 (A) |
| 2002-03 | W    | 58-47 (H) |
| 2007-08 | W    | 85-78 (A) |
| 2009-10 | W    | 82-74 (A) |

**IOWA: 3-0**

| HOME    | AWAY | NEUTRAL   |
|---------|------|-----------|
| 1-0     | 1-0  | 1-0       |
| 2012-13 | W    | 83-69 (H) |
| 2017-18 | W    | 94-93 (A) |
| 2018-19 | W    | 71-67 (N) |

**IOWA STATE: 1-1**

| HOME    | AWAY | NEUTRAL   |
|---------|------|-----------|
| 0-0     | 0-0  | 1-1       |
| 2000-01 | L    | 70-85 (N) |
| 2013-14 | W    | 55-44 (N) |

**IUPUI: 1-0**

| HOME    | AWAY | NEUTRAL   |
|---------|------|-----------|
| 0-0     | 1-0  | 0-0       |
| 2001-02 | W    | 78-68 (A) |

**JACKSONVILLE: 8-0**

| HOME    | AWAY | NEUTRAL   |
|---------|------|-----------|
| 7-0     | 1-0  | 0-0       |
| 2001-02 | W    | 97-51 (H) |
| 2002-03 | W    | 71-51 (A) |
| 2013-14 | W    | 71-33 (H) |
| 2014-15 | W    | 73-46 (H) |
| 2015-16 | W    | 77-60 (H) |
| 2016-17 | W    | 90-47 (H) |
| 2017-18 | W    | 82-50 (H) |
| 2019-20 | W    | 75-41 (H) |

**JACKSONVILLE STATE: 4-0**

| HOME    | AWAY | NEUTRAL   |
|---------|------|-----------|
| 3-0     | 1-0  | 0-0       |
| 2010-11 | W    | 87-39 (H) |
| 2016-17 | W    | 73-62 (H) |
| 2017-18 | W    | 75-51 (A) |
| 2018-19 | W    | 79-46 (H) |

**JAMES MADISON: 2-0**

| HOME    | AWAY | NEUTRAL   |
|---------|------|-----------|
| 1-0     | 1-0  | 0-0       |
| 2016-17 | W    | 84-64 (H) |
| 2017-18 | W    | 79-63 (A) |

**JOHN ABBOTT: 2-0**

| HOME    | AWAY | NEUTRAL   |
|---------|------|-----------|
| 2-0     | 0-0  | 0-0       |
| 1976-77 | W    | 62-60 (H) |
| 1977-78 | W    | 71-67 (H) |

**JUDSON COLLEGE: 1-0**

| HOME    | AWAY | NEUTRAL   |
|---------|------|-----------|
| 0-0     | 0-0  | 1-0       |
| 1976-77 | W    | 97-79 (N) |

### KANSAS: 1-0

**HOME AWAY NEUTRAL**

|      |     |           |
|------|-----|-----------|
| 0-0  | 1-0 | 0-0       |
| 1983 | W   | 91-62 (A) |

### KENT STATE: 1-0

**HOME AWAY NEUTRAL**

|      |     |           |
|------|-----|-----------|
| 0-0  | 0-0 | 1-0       |
| 1981 | W   | 80-66 (N) |

### KENTUCKY: 0-1

**HOME AWAY NEUTRAL**

|         |     |           |
|---------|-----|-----------|
| 0-0     | 0-0 | 0-1       |
| 1993-94 | L   | 55-58 (N) |

### LAMAR: 1-0

**HOME AWAY NEUTRAL**

|         |     |           |
|---------|-----|-----------|
| 0-0     | 0-0 | 1-0       |
| 1991-92 | W   | 78-67 (N) |

### LEWIS: 1-0

**HOME AWAY NEUTRAL**

|         |     |           |
|---------|-----|-----------|
| 0-0     | 0-0 | 1-0       |
| 1981-82 | W   | 94-46 (N) |

### LITTLE ROCK: 1-0

**HOME AWAY NEUTRAL**

|         |     |           |
|---------|-----|-----------|
| 1-0     | 0-0 | 0-0       |
| 2017-18 | W   | 91-49 (H) |

### LIPSCOMB: 2-0

**HOME AWAY NEUTRAL**

|         |     |           |
|---------|-----|-----------|
| 1-0     | 1-0 | 0-0       |
| 2004-05 | W   | 73-49 (A) |
| 2005-06 | W   | 92-42 (H) |

### LIU-BROOKLYN: 1-0

**HOME AWAY NEUTRAL**

|         |     |           |
|---------|-----|-----------|
| 0-0     | 1-0 | 0-0       |
| 2015-16 | W   | 78-42 (A) |

### LONG BEACH STATE: 2-0

**HOME AWAY NEUTRAL**

|         |     |           |
|---------|-----|-----------|
| 1-0     | 1-0 | 0-0       |
| 1998-99 | W   | 94-64 (H) |
| 2013-14 | W   | 72-57 (A) |

### LOUISIANA STATE: 4-6

**HOME AWAY NEUTRAL**

|         |     |           |
|---------|-----|-----------|
| 2-3     | 2-1 | 0-2       |
| 1989-90 | L   | 65-68 (H) |
| 1990-91 | W   | 89-82 (H) |
| 1991-92 | L   | 88-96 (A) |
| 1992-93 | W   | 79-59 (H) |
| 2003-04 | L   | 68-75 (N) |
| 2006-07 | L   | 43-55 (N) |
| 2007-08 | L   | 61-73 (H) |
| 2008-09 | W   | 61-57 (A) |
| 2018-19 | L   | 45-58 (H) |
| 2019-20 | W   | 70-62 (A) |

### LOUISIANA TECH: 2-2

**HOME AWAY NEUTRAL**

|         |     |           |
|---------|-----|-----------|
| 0-1     | 0-1 | 2-0       |
| 1997-98 | L   | 60-86 (A) |
| 1998-99 | L   | 72-88 (H) |
| 2005-06 | W   | 80-71 (N) |
| 2009-10 | W   | 75-61 (N) |

### LOUISVILLE: 18-14

**HOME AWAY NEUTRAL**

|     |     |     |
|-----|-----|-----|
| 8-5 | 8-8 | 3-1 |
|-----|-----|-----|

**ACC GAMES: 6-2**

| HOME    | AWAY | TOURNAMENT     |
|---------|------|----------------|
| 2-1     | 2-1  | 2-0            |
| 1978-79 | L    | 60-94 (N)      |
|         | L    | 73-77 (H)      |
| 1979-80 | L    | 67-86 (H)      |
|         | L    | 60-77 (A)      |
| 1981-82 | L    | 73-89 (A)      |
| 1982-83 | L    | 56-67 (A)      |
| 1983-84 | L    | 65-81 (H)      |
|         | L    | 77-88 (A)      |
| 1984-85 | L    | 74-89 (A)      |
| 1985-86 | W    | 67-64 (H)      |
| 1986-87 | W    | 66-63 (H)      |
|         | L    | 64-77 (A)      |
| 1987-88 | W    | 99-65 (H)      |
|         | W    | 73-70 (A)      |
| 1988-89 | W    | 65-64 (A)      |
|         | W    | 82-76 (H)      |
| 1989-90 | W    | 69-66 (H)      |
|         | W    | 77-62 (A)      |
| 1990-91 | W    | 83-70 (H)      |
|         | W    | 86-52 (A)      |
|         | W    | 83-70 (A)      |
| 2004-05 | W    | 69-54 (N)      |
| 2011-12 | L    | 76-85 (H)      |
| 2013-14 | L    | 59-69 (OT) (A) |

2014-15 W 68-63 (H)  
2015-16 L 66-51 (N)  
1972-73 W 69-79 (A)  
2016-17 W 72-65 (H)  
2017-18 W 50-49 (A)  
2018-19 L 49-68 (H)  
2019-20 W 67-59 (A)  
W 62-60 (N)

### LOYOLA-CHICAGO: 1-0

**HOME AWAY NEUTRAL**

|         |     |            |
|---------|-----|------------|
| 0-0     | 1-0 | 0-0        |
| 1999-00 | W   | 102-70 (A) |

### MARYLAND: 15-26

**HOME AWAY NEUTRAL**

|      |      |     |
|------|------|-----|
| 10-9 | 4-14 | 1-3 |
|------|------|-----|

**ACC GAMES: 15-26**

| HOME    | AWAY | TOURNAMENT     |
|---------|------|----------------|
| 10-9    | 4-14 | 1-3            |
| 1991-92 | L    | 64-79 (H)      |
|         | L    | 70-101 (A)     |
| 1992-93 | W    | 68-61 (H)      |
|         | L    | 61-74 (A)      |
|         | L    | 68-91 (N)      |
| 1993-94 | L    | 54-69 (H)      |
|         | L    | 39-81 (A)      |
| 1994-95 | L    | 56-70 (H)      |
|         | W    | 66-59 (A)      |
|         | L    | 56-72 (N)      |
| 1995-96 | L    | 49-72 (H)      |
|         | L    | 63-75 (A)      |
| 1996-97 | L    | 58-65 (H)      |
|         | L    | 59-79 (A)      |
| 1997-98 | W    | 53-50 (H)      |
|         | L    | 49-77 (A)      |
|         | L    | 76-94 (A)      |
| 1998-99 | W    | 69-63 (H)      |
|         | W    | 67-68 (A)      |
| 1999-00 | W    | 66-52 (H)      |
|         | W    | 65-60 (N)      |
| 2000-01 | W    | 69-38 (H)      |
|         | L    | 77-65 (A)      |
| 2001-02 | L    | 50-62 (A)      |
|         | W    | 60-55 (H)      |
| 2002-03 | W    | 76-61 (A)      |
|         | L    | 61-66 (H)      |
| 2003-04 | W    | 82-77 (H)      |
|         | L    | 67-76 (A)      |
|         | L    | 47-62 (N)      |
| 2004-05 | W    | 95-91 (OT) (H) |
| 2005-06 | L    | 57-75 (A)      |
| 2006-07 | L    | 60-74 (H)      |
| 2007-08 | L    | 84-92 (OT) (A) |
| 2008-09 | L    | 71-72 (H)      |
| 2009-10 | W    | 94-61 (A)      |
| 2010-11 | W    | 72-66 (H)      |
| 2011-12 | L    | 70-91 (H)      |
| 2012-13 | L    | 64-71 (A)      |
|         | W    | 72-71 (H)      |
| 2013-14 | L    | 77-87 (A)      |

### MASSACHUSETTS: 1-0

**HOME AWAY NEUTRAL**

|         |     |           |
|---------|-----|-----------|
| 0-0     | 0-0 | 1-0       |
| 2014-15 | W   | 73-47 (N) |

### MCNEESE STATE: 1-0

**HOME AWAY NEUTRAL**

|         |     |           |
|---------|-----|-----------|
| 0-0     | 0-0 | 1-0       |
| 1981-82 | W   | 69-62 (N) |

### MEMPHIS: 9-13

**HOME AWAY NEUTRAL**

|         |     |            |
|---------|-----|------------|
| 4-6     | 4-5 | 1-2        |
| 1977-78 | L   | 69-91 (A)  |
| 1978-79 | L   | 78-101 (H) |
| 1981-82 | L   | 90-104 (H) |
| 1982-83 | W   | 90-82 (H)  |
|         | W   | 68-66 (A)  |
| 1983-84 | L   | 67-83 (H)  |
|         | L   | 64-80 (N)  |
| 1984-85 | L   | 64-76 (A)  |
|         | L   | 67-84 (N)  |
| 1985-86 | L   | 66-95 (H)  |
|         | L   | 70-81 (A)  |
| 1986-87 | L   | 68-75 (A)  |
|         | L   | 75-94 (H)  |
| 1987-88 | L   | 90-91 (H)  |
|         | L   | 89-94 (A)  |
| 1988-89 | W   | 95-75 (H)  |
|         | W   | 89-80 (A)  |
| 1989-90 | W   | 72-62 (A)  |
|         | W   | 98-60 (H)  |
|         | W   | 83-58 (N)  |
| 1990-91 | W   | 106-94 (A) |
|         | W   | 101-77 (H) |

### MERCER: 8-8

**HOME AWAY NEUTRAL**

|         |     |            |
|---------|-----|------------|
| 5-2     | 3-2 | 0-4        |
| 1972-73 | L   | 42-62 (N)  |
| 1973-74 | L   | 49-72 (N)  |
|         | L   | 47-64 (N)  |
| 1976-77 | L   | 53-96 (A)  |
| 1978-79 | L   | 73-83 (H)  |
| 1979-80 | L   | 86-100 (A) |
|         | L   | 75-84 (N)  |
|         | L   | 76-80 (H)  |
| 1983-84 | W   | 66-57 (H)  |
| 1989-00 | W   | 74-62 (A)  |
| 2000-01 | W   | 69-43 (H)  |
| 2008-09 | W   | 74-54 (H)  |
| 2012-13 | W   | 94-42 (H)  |
| 2015-16 | W   | 79-36 (H)  |
| 2016-17 | W   | 83-40 (A)  |
| 2018-19 | W   | 57-56 (A)  |

### MIAMI: 47-15

**HOME AWAY NEUTRAL**

| 20-4                   | 18-7 | 9-4            |
|------------------------|------|----------------|
| <b>ACC GAMES: 28-9</b> |      |                |
| HOME                   | AWAY | TOURNAMENT     |
| 14-2                   | 11-5 | 3-2            |
| 1974-75                | W    | 59-45 (N)      |
| 1977-78                | W    | 66-56 (N)      |
| 1978-79                | W    | 73-57 (N)      |
|                        | W    | 74-64 (A)      |
|                        | W    | 79-53 (H)      |
| 1979-80                | W    | 82-64 (H)      |
|                        | W    | 93-74 (A)      |
|                        | W    | 72-61 (N)      |
| 1980-81                | W    | 87-73 (H)      |
|                        | W    | 62-55 (A)      |
|                        | L    | 70-79 (N)      |
| 1981-82                | W    | 77-74 (A)      |
|                        | W    | 66-52 (H)      |
|                        | W    | 84-80 (N)      |
| 1983-84                | W    | 76-64 (N)      |
| 1984-85                | L    | 65-79 (A)      |
|                        | L    | 67-74 (H)      |
| 1986-87                | W    | 75-74 (A)      |
|                        | L    | 73-80 (H)      |
| 1988-89                | L    | 85-96 (N)      |
|                        | L    | 79-88 (A)      |
| 1989-90                | W    | 95-66 (H)      |
| 1990-91                | W    | 76-62 (A)      |
| 1991-92                | W    | 71-69 (H)      |
| 1992-93                | W    | 64-61 (A)      |
| 2004-05                | W    | 65-56 (H)      |
|                        | L    | 57-62 (A)      |
| 2005-06                | W    | 79-54 (A)      |
|                        | W    | 68-61 (H)      |
| 2006-07                | W    | 71-62 (H)      |
|                        | W    | 75-68 (A)      |
| 2007-08                | W    | 75-70 (OT) (A) |
|                        | W    | 50-49 (H)      |
| 2008-09                | W    | 75-59 (A)      |
|                        | W    | 59-58 (H)      |
| 2009-10                | L    | 70-78 (A)      |
|                        | W    | 87-62 (H)      |
| 2010-11                | W    | 66-59 (H)      |
|                        | L    | 68-84 (A)      |
| 2011-12                | L    | 57-60 (H)      |
|                        | L    | 60-67 (A)      |
| 2012-13                | W    | 86-55 (H)      |
|                        | W    | 93-78 (A)      |
|                        | W    | 70-58 (N)      |
| 2013-14                | W    | 68-63 (A)      |
|                        | L    | 73-76 (H)      |
|                        | W    | 72-67 (OT) (N) |
| 2014-15                | W    | 80-60 (H)      |
|                        | L    | 55-69 (A)      |
| 2015-16                | W    | 69-58 (A)      |
|                        | W    | 70-67 (H)      |
|                        | L    | 56-74 (N)      |
| 2016-17                | W    | 81-66 (A)      |
|                        | W    | 80-71 (H)      |
|                        | L    | 54-56 (N)      |
| 2017-18                | W    | 105-67 (H)     |
|                        | W    | 91-71 (A)      |
|                        | W    | 73-69 (N)      |
| 2018-19                | W    | 62-58 (H)      |
|                        | L    | 54-64 (A)      |
| 2019-20                | W    | 73-62 (A)      |
|                        | W    | 79-61 (H)      |

### MIAMI (OH): 3-0

**HOME AWAY NEUTRAL**

|         |     |           |
|---------|-----|-----------|
| 1-0     | 1-0 | 1-0       |
| 1981-82 | W   | 89-68 (N) |
| 2004-05 | W   | 82-56 (H) |
| 2013-14 | W   | 71-62 (A) |

### MIAMI DADE CC DTN: 1-0

**HOME AWAY NEUTRAL**

|     |     |     |
|-----|-----|-----|
| 0-0 | 1-0 | 0-0 |
|-----|-----|-----|

# SERIES RECORDS

1975-76 W 73-51 (A)

## MIAMI DADE CC N: 2-1

| HOME    | AWAY    | NEUTRAL |
|---------|---------|---------|
| 0-0     | 0-1     | 2-0     |
| 1972-73 | W 46-32 | (N)     |
|         | L 39-46 | (A)     |
| 1974-75 | W 59-40 | (N)     |

## MIAMI DADE CC S: 1-2

| HOME    | AWAY    | NEUTRAL |
|---------|---------|---------|
| 0-0     | 0-0     | 1-2     |
| 1972-73 | L 31-41 | (N)     |
| 1974-75 | W 59-41 | (N)     |
| 1975-76 | L 67-70 | (N)     |

## MICHIGAN: 2-1

| HOME    | AWAY    | NEUTRAL |
|---------|---------|---------|
| 0-1     | 0-0     | 2-0     |
| 1984-85 | L 71-76 | (H)     |
| 2016-17 | W 76-62 | (N)     |
| 2019-20 | W 79-69 | (N)     |

## MICHIGAN STATE: 2-2

| HOME    | AWAY    | NEUTRAL |
|---------|---------|---------|
| 2-1     | 0-0     | 0-1     |
| 1994-95 | L 69-82 | (N)     |
| 2010-11 | L 64-72 | (H)     |
| 2013-14 | W 60-58 | (H)     |
| 2019-20 | W 78-68 | (H)     |

## MIDDLE TENNESSEE: 2-1

| HOME    | AWAY    | NEUTRAL |
|---------|---------|---------|
| 1-0     | 0-1     | 1-0     |
| 1983-84 | W 75-67 | (H)     |
| 1993-94 | L 43-66 | (A)     |
| 2015-16 | W 72-55 | (N)     |

## MILWAUKEE: 1-0

| HOME    | AWAY    | NEUTRAL |
|---------|---------|---------|
| 0-0     | 1-0     | 0-0     |
| 2018-19 | W 87-62 | (A)     |

## MINNESOTA: 2-0

| HOME    | AWAY    | NEUTRAL |
|---------|---------|---------|
| 0-0     | 1-0     | 1-0     |
| 2011-12 | W 68-56 | (N)     |
| 2016-17 | W 75-61 | (A)     |

## MISSISSIPPI: 2-3

| HOME    | AWAY    | NEUTRAL |
|---------|---------|---------|
| 2-0     | 0-3     | 0-0     |
| 1979-80 | L 52-80 | (A)     |
| 1981-82 | W 63-61 | (H)     |
| 1982-83 | L 76-86 | (A)     |
| 1996-97 | L 52-75 | (A)     |
| 1997-98 | W 64-54 | (H)     |

## MISSISSIPPI COLLEGE: 1-1

| HOME    | AWAY    | NEUTRAL |
|---------|---------|---------|
| 1-0     | 0-1     | 0-0     |
| 1979-80 | L 50-90 | (A)     |
| 1981-82 | W 71-69 | (H)     |

## MISSISSIPPI STATE: 3-3

| HOME    | AWAY    | NEUTRAL  |
|---------|---------|----------|
| 2-2     | 0-1     | 1-0      |
| 1978-79 | L 60-64 | (H)      |
| 1979-80 | L 61-73 | (H)      |
| 1989-90 | W 89-62 | (H)      |
| 2005-06 | W 75-59 | (H)      |
| 2006-07 | L 60-65 | (OT) (A) |
| 2009-10 | W 74-71 | (N)      |

## MISS U FOR WOMEN: 2-0

| HOME    | AWAY    | NEUTRAL |
|---------|---------|---------|
| 1-0     | 1-0     | 0-0     |
| 1980-81 | W 73-70 | (A)     |
| 1981-82 | W 76-54 | (H)     |

## MISSISSIPPI VALLEY: 0-1

| HOME    | AWAY    | NEUTRAL |
|---------|---------|---------|
| 0-1     | 0-0     | 0-0     |
| 1981-82 | L 83-95 | (H)     |

## MISSOURI: 2-2

| HOME    | AWAY    | NEUTRAL  |
|---------|---------|----------|
| 1-0     | 1-0     | 0-2      |
| 1983-84 | L 66-83 | (OT) (N) |
| 1995-96 | L 47-61 | (N)      |
| 2009-10 | W 73-66 | (H)      |
| 2010-11 | W 74-43 | (A)      |

## MISSOURI-KANSAS CITY: 1-0

| HOME    | AWAY    | NEUTRAL |
|---------|---------|---------|
| 1-0     | 0-0     | 0-0     |
| 1990-91 | W 66-52 | (H)     |

## MONTANA: 1-1

| HOME | AWAY | NEUTRAL |
|------|------|---------|
| 1-0  | 0-1  | 0-0     |

2004-05 L 49-60 (A)

2005-06 W 69-56 (H)

## MONTANA STATE: 1-0

| HOME    | AWAY    | NEUTRAL |
|---------|---------|---------|
| 0-0     | 0-0     | 1-0     |
| 1991-92 | W 89-66 | (N)     |

## MONTCLAIR STATE: 1-0

| HOME    | AWAY    | NEUTRAL  |
|---------|---------|----------|
| 1-0     | 0-0     | 0-0      |
| 1982-83 | W 89-81 | (OT) (H) |

## MURRAY STATE: 1-0

| HOME    | AWAY    | NEUTRAL |
|---------|---------|---------|
| 0-0     | 0-0     | 1-0     |
| 2008-09 | W 85-50 | (N)     |

## NEBRASKA: 1-2

| HOME    | AWAY     | NEUTRAL |
|---------|----------|---------|
| 0-1     | 0-1      | 1-0     |
| 1982-83 | W 100-84 | (N)     |
| 2011-12 | L 63-66  | (H)     |
| 2012-13 | L 77-78  | (A)     |

## NEW MEXICO STATE: 1-0

| HOME    | AWAY    | NEUTRAL |
|---------|---------|---------|
| 0-0     | 1-0     | 0-0     |
| 1987-88 | W 73-64 | (A)     |

## NEW ORLEANS: 3-3

| HOME    | AWAY     | NEUTRAL |
|---------|----------|---------|
| 1-1     | 2-2      | 0-0     |
| 1978-79 | W 101-66 | (A)     |
| 1986-87 | L 59-87  | (A)     |
| 1987-88 | L 61-71  | (H)     |
| 1994-95 | L 67-75  | (A)     |
| 1995-96 | W 62-51  | (H)     |
| 2004-05 | W 62-44  | (A)     |

## NORTH CAROLINA: 15-33

| HOME                       | AWAY      | NEUTRAL    |
|----------------------------|-----------|------------|
| 8-15                       | 5-16      | 2-2        |
| ACC GAMES: 13-32           |           |            |
| HOME                       | AWAY      | TOURNAMENT |
| 8-15                       | 5-15      | 0-2        |
| 1981-82                    | W 77-68   | (N)        |
| 1982-83                    | W 75-74   | (N)        |
| 1987-88                    | L 79-82   | (A)        |
| 1991-92                    | W 70-61   | (H)        |
|                            | L 52-69   | (A)        |
|                            | L 69-81   | (N)        |
| 1992-93                    | W 85-66   | (A)        |
|                            | L 60-73   | (H)        |
| 1993-94                    | L 61-102  | (A)        |
|                            | L 48-71   | (H)        |
| 1994-95                    | L 52-77   | (H)        |
|                            | L 47-92   | (A)        |
| 1995-96                    | L 59-67   | (A)        |
|                            | W 73-64   | (H)        |
| 1996-97                    | L 63-88   | (H)        |
|                            | L 56-82   | (A)        |
| 1997-98                    | L 77-103  | (A)        |
|                            | L 58-75   | (H)        |
| 1998-99                    | L 101-112 | (OT) (H)   |
|                            | L 76-87   | (A)        |
| 1999-00                    | L 67-77   | (A)        |
|                            | L 74-78   | (H)        |
| 2000-01                    | L 62-75   | (H)        |
|                            | W 80-78   | (OT) (A)   |
| 2001-02                    | L 81-93   | (H)        |
|                            | L 63-93   | (A)        |
| 2002-03                    | L 53-74   | (H)        |
|                            | L 56-72   | (A)        |
| 2003-04                    | L 60-66   | (A)        |
|                            | L 58-71   | (H)        |
| 2004-05                    | W 79-73   | (OT) (H)   |
| 2005-06                    | L 51-68   | (A)        |
| 2006-07                    | L 59-80   | (H)        |
| 2007-08                    | L 77-97   | (A)        |
| 2008-09                    | W 77-70   | (H)        |
| 2009-10                    | W 83-73   | (A)        |
| 2010-11                    | L 75-84   | (H)        |
|                            | L 65-78   | (N)        |
|                            | L 66-71   | (H)        |
| 2011-12                    | L 62-72   | (A)        |
| 2012-13                    | L 62-72   | (A)        |
|                            | W 80-73   | (H)        |
| 2013-14                    | L 61-65   | (H)        |
| 2014-15                    | L 63-71   | (A)        |
| 2015-16                    | W 94-63   | (H)        |
| 2016-17                    | W 90-77   | (A)        |
| 2017-18                    | W 109-51  | (H)        |
| 2018-19                    | W 64-63   | (A)        |
| 2019-20                    | W 78-64   | (H)        |
| N. CAROLINA-ASHEVILLE: 2-0 |           |            |
| HOME                       | AWAY      | NEUTRAL    |
| 2-0                        | 0-0       | 0-0        |
| 1988-89                    | W 99-58   | (H)        |
| 2000-01                    | W 89-64   | (H)        |

## NORTH CAROLINA A&T: 1-0

| HOME    | AWAY    | NEUTRAL |
|---------|---------|---------|
| 0-0     | 0-0     | 1-0     |
| 2008-09 | W 83-71 | (N)     |

## NORTH GEORGIA COLLEGE: 0-1

| HOME    | AWAY    | NEUTRAL |
|---------|---------|---------|
| 0-0     | 0-0     | 0-1     |
| 1973-74 | L 33-64 | (N)     |

## UNC GREENSBORO: 2-0

| HOME    | AWAY    | NEUTRAL |
|---------|---------|---------|
| 1-0     | 1-0     | 0-0     |
| 2012-13 | W 93-63 | (A)     |
| 2013-14 | W 93-59 | (H)     |

## NC STATE: 16-32

| HOME             | AWAY | NEUTRAL    |
|------------------|------|------------|
| 9-11             | 7-16 | 0-5        |
| ACC GAMES: 16-32 |      |            |
| HOME             | AWAY | TOURNAMENT |
| 9-11             | 7-16 | 0-5        |

|         |         |     |
|---------|---------|-----|
| 1991-92 | W 76-75 | (H) |
|         | W 86-79 | (A) |
|         | L 67-75 | (A) |
|         | L 47-57 | (H) |
| 1993-94 | L 46-51 | (H) |
|         | W 59-58 | (A) |
| 1994-95 | L 68-91 | (A) |
|         | L 55-70 | (H) |
|         | L 71-76 | (H) |
|         | L 64-78 | (A) |
|         | L 52-88 | (H) |
|         | L 36-75 | (A) |
|         | L 60-72 | (A) |
|         | L 62-72 | (H) |
| 1998-99 | L 54-65 | (H) |
|         | L 59-84 | (A) |
|         | L 58-62 | (H) |
|         | L 62-72 | (A) |
| 2000-01 | W 74-70 | (H) |
|         | L 66-85 | (A) |
|         | L 80-74 | (H) |
| 2001-02 | W 60-64 | (A) |
|         | L 64-55 | (H) |
|         | L 52-57 | (A) |
| 2003-04 | L 64-79 | (H) |
|         | L 55-65 | (A) |
| 2004-05 | L 43-71 | (A) |
| 2005-06 | W 75-61 | (H) |
|         | L 60-64 | (N) |
| 2006-07 | L 51-68 | (A) |
|         | L 49-76 | (N) |
| 2007-08 | W 57-54 | (H) |
| 2008-09 | W 64-59 | (A) |
| 2009-10 | W 74-71 | (H) |
| 2010-11 | W 76-69 | (A) |
| 2011-12 | W 67-64 | (A) |
|         | L 71-74 | (N) |
| 2012-13 | W 82-74 | (A) |
|         | L 69-76 | (H) |
| 2013-14 | L 57-80 | (A) |
| 2014-15 | W 72-52 | (H) |
| 2015-16 | W 56-52 | (A) |
| 2016-17 | L 61-70 | (H) |
| 2017-18 | L 56-65 | (A) |
| 2018-19 | W 75-70 | (H) |
|         | L 62-69 | (N) |
| 2019-20 | L 51-68 | (A) |
|         | L 66-71 | (N) |

## NORTH FLORIDA: 9-0

| HOME    | AWAY     | NEUTRAL |
|---------|----------|---------|
| 7-0     | 1-0      | 0-0     |
| 2008-09 | W 60-49  | (A)     |
| 2009-10 | W 79-50  | (H)     |
| 2013-14 | W 61-42  | (H)     |
| 2014-15 | W 79-58  | (H)     |
| 2015-16 | W 80-28  | (H)     |
| 2016-17 | W 95-39  | (H)     |
| 2017-18 | W 109-51 | (H)     |
| 2018-19 | W 74-53  | (H)     |
| 2019-20 | W 70-41  | (H)     |

## NORTHEAST MISSOURI: 1-0

| HOME    | AWAY    | NEUTRAL |
|---------|---------|---------|
| 1-0     | 0-0     | 0-0     |
| 1978-79 | W 87-67 | (H)     |

## NORTHERN ARIZONA: 0-1

| HOME    | AWAY    | NEUTRAL |
|---------|---------|---------|
| 0-0     | 0-1     | 0-0     |
| 2002-03 | L 69-79 | (A)     |

## NORTHERN COLORADO: 1-0

| HOME | AWAY | NEUTRAL |
|------|------|---------|
| 0-0  | 0-0  | 1-0     |

2008-09 W 75-32 (N)

## NORTHERN ILLINOIS: 1-1

| HOME    | AWAY    | NEUTRAL |
|---------|---------|---------|
| 1-0     | 0-1     | 0-0     |
| 1991-92 | W 99-74 | (H)     |
| 1992-93 | L 80-86 | (A)     |

## NOTRE DAME: 0-10

| HOME            | AWAY | NEUTRAL |
|-----------------|------|---------|
| 0-4             | 0-3  | 0-3     |
| ACC GAMES: 0-10 |      |         |

# SERIES RECORDS

|         |   |       |     |
|---------|---|-------|-----|
| 2013-14 | W | 78-69 | (A) |
| 2014-15 | W | 58-43 | (H) |
| 2015-16 | W | 66-55 | (A) |
| 2016-17 | W | 79-48 | (H) |
| 2017-18 | W | 66-59 | (A) |
| 2018-19 | W | 78-46 | (H) |
| 2019-20 | W | 66-41 | (A) |

### PRAIRIE VIEW ASM: 1-0

| HOME    | AWAY | NEUTRAL |     |
|---------|------|---------|-----|
| 1-0     | 0-0  | 0-0     |     |
| 2013-14 | W    | 88-37   | (H) |

### PRINCETON: 1-0

| HOME    | AWAY | NEUTRAL |     |
|---------|------|---------|-----|
| 0-0     | 0-0  | 1-0     |     |
| 2012-13 | W    | 60-44   | (N) |

### PURDUE: 2-0

| HOME    | AWAY | NEUTRAL |          |
|---------|------|---------|----------|
| 0-0     | 2-0  | 0-0     |          |
| 1981-82 | W    | 65-39   | (A)      |
| 2014-15 | W    | 67-64   | (OT) (A) |

### RADFORD: 0-1

| HOME    | AWAY | NEUTRAL |     |
|---------|------|---------|-----|
| 0-1     | 0-0  | 0-0     |     |
| 1985-86 | L    | 80-87   | (H) |

### RHODE ISLAND: 0-1

| HOME    | AWAY | NEUTRAL |     |
|---------|------|---------|-----|
| 0-1     | 0-0  | 0-0     |     |
| 1993-94 | L    | 71-76   | (H) |

### RICE: 1-0

| HOME    | AWAY | NEUTRAL |     |
|---------|------|---------|-----|
| 1-0     | 0-0  | 0-0     |     |
| 1986-87 | W    | 62-50   | (H) |

### RICHMOND: 2-1

| HOME    | AWAY | NEUTRAL |     |
|---------|------|---------|-----|
| 0-0     | 0-1  | 2-0     |     |
| 1993-94 | W    | 70-66   | (N) |
| 2003-04 | L    | 77-84   | (A) |
| 2004-05 | W    | 87-54   | (N) |

### ROLLINS COLLEGE: 4-0

| HOME    | AWAY | NEUTRAL |     |
|---------|------|---------|-----|
| 1-0     | 2-0  | 1-0     |     |
| 1974-75 | W    | 61-48   | (N) |
| 1975-76 | W    | 56-43   | (H) |
|         | W    | 64-56   | (A) |
| 1976-77 | W    | 87-52   | (A) |

### RUTGERS: 1-0

| HOME    | AWAY | NEUTRAL |     |
|---------|------|---------|-----|
| 1-0     | 0-0  | 0-0     |     |
| 2015-16 | W    | 65-43   | (H) |

### SACRED HEART: 1-0

| HOME    | AWAY | NEUTRAL |     |
|---------|------|---------|-----|
| 1-0     | 0-0  | 0-0     |     |
| 2017-18 | W    | 101-52  | (H) |

### SAMFORD: 5-0

| HOME    | AWAY | NEUTRAL |     |
|---------|------|---------|-----|
| 4-0     | 0-0  | 1-0     |     |
| 2007-08 | W    | 52-51   | (H) |
| 2010-11 | W    | 76-46   | (N) |
| 2012-13 | W    | 77-42   | (H) |
| 2017-18 | W    | 87-62   | (H) |
| 2019-20 | W    | 88-59   | (H) |

### ST. FRANCIS COLLEGE: 1-0

| HOME    | AWAY | NEUTRAL |     |
|---------|------|---------|-----|
| 0-0     | 1-0  | 0-0     |     |
| 2000-01 | W    | 73-65   | (A) |

### ST. JOSEPH: 2-0

| HOME    | AWAY | NEUTRAL |     |
|---------|------|---------|-----|
| 1-0     | 1-0  | 0-0     |     |
| 1982-83 | W    | 59-54   | (A) |
| 2001-02 | W    | 72-45   | (H) |

### ST. JOHN'S: 4-0

| HOME    | AWAY | NEUTRAL |          |
|---------|------|---------|----------|
| 1-0     | 1-0  | 2-0     |          |
| 1999-00 | W    | 64-56   | (N)      |
| 2009-10 | W    | 66-65   | (OT) (N) |
| 2018-19 | W    | 57-53   | (A)      |
| 2019-20 | W    | 74-70   | (H)      |

### ST. LOUIS: 1-0

| HOME    | AWAY | NEUTRAL |     |
|---------|------|---------|-----|
| 0-0     | 0-0  | 1-0     |     |
| 1980-81 | W    | 78-56   | (N) |

### ST. MARY'S: 1-0

| HOME | AWAY | NEUTRAL |
|------|------|---------|
| 0-0  | 0-0  | 1-0     |

|         |     |       |     |
|---------|-----|-------|-----|
| 0-0     | 0-0 | 1-0   |     |
| 2001-02 | W   | 78-57 | (N) |

### SAM HOUSTON STATE: 1-0

| HOME    | AWAY | NEUTRAL |     |
|---------|------|---------|-----|
| 0-0     | 0-0  | 1-0     |     |
| 2015-16 | W    | 94-37   | (N) |

### SAN FRANCISCO: 0-1

| HOME    | AWAY | NEUTRAL |     |
|---------|------|---------|-----|
| 0-0     | 0-1  | 0-0     |     |
| 2006-07 | L    | 64-67   | (A) |

### SAVANNAH STATE: 2-1

| HOME    | AWAY | NEUTRAL |     |
|---------|------|---------|-----|
| 2-1     | 0-0  | 0-0     |     |
| 1974-75 | L    | 48-70   | (H) |
| 2003-04 | W    | 107-28  | (H) |
| 2014-15 | W    | 97-51   | (H) |

### SHORTER COLLEGE: 0-3

| HOME    | AWAY | NEUTRAL |     |
|---------|------|---------|-----|
| 0-3     | 0-0  | 0-0     |     |
| 1974-75 | L    | 52-65   | (H) |
|         | L    | 63-78   | (H) |
|         | L    | 36-54   | (H) |

### SOUTH ALABAMA: 6-3

| HOME    | AWAY | NEUTRAL |     |
|---------|------|---------|-----|
| 3-2     | 2-1  | 1-0     |     |
| 1976-77 | W    | 87-66   | (H) |
| 1978-79 | W    | 76-43   | (A) |
| 1980-81 | L    | 79-82   | (A) |
|         | W    | 80-67   | (H) |
| 1981-82 | W    | 99-44   | (H) |
| 1986-87 | L    | 58-76   | (H) |
|         | L    | 64-99   | (H) |
| 1989-90 | W    | 89-82   | (N) |
| 2003-04 | W    | 67-61   | (A) |

### SOUTH CAROLINA: 2-19

| HOME    | AWAY | NEUTRAL |     |
|---------|------|---------|-----|
| 0-9     | 1-6  | 1-4     |     |
| 1977-78 | L    | 52-115  | (N) |
| 1979-80 | L    | 68-93   | (H) |
| 1980-81 | L    | 57-69   | (A) |
| 1981-82 | L    | 81-82   | (H) |
| 1983-84 | L    | 62-69   | (A) |
| 1984-85 | L    | 61-70   | (H) |
| 1985-86 | L    | 57-81   | (A) |
| 1986-87 | L    | 56-63   | (H) |
|         | L    | 61-64   | (A) |
| 1987-88 | L    | 55-85   | (H) |
|         | L    | 86-96   | (A) |
| 1988-89 | L    | 82-99   | (A) |
|         | L    | 68-76   | (H) |
| 1989-90 | L    | 72-75   | (H) |
|         | L    | 59-75   | (A) |
| 1990-91 | W    | 69-60   | (A) |
|         | L    | 91-92   | (H) |
|         | W    | 54-53   | (N) |
| 2014-15 | L    | 74-80   | (N) |
| 2016-17 | L    | 64-71   | (N) |
| 2018-19 | L    | 64-72   | (N) |

### SOUTH FLORIDA: 33-4

| HOME    | AWAY | NEUTRAL |          |
|---------|------|---------|----------|
| 17-2    | 13-2 | 3-0     |          |
| 1972-73 | W    | 61-32   | (N)      |
| 1973-74 | W    | 64-39   | (H)      |
| 1974-75 | W    | 68-40   | (H)      |
|         | W    | 70-53   | (H)      |
| 1975-76 | W    | 57-41   | (H)      |
|         | W    | 67-59   | (A)      |
| 1976-77 | W    | 69-46   | (H)      |
| 1977-78 | W    | 72-58   | (A)      |
|         | L    | 84-76   | (OT) (H) |
|         | L    | 65-70   | (A)      |
|         | W    | 86-61   | (A)      |
|         | L    | 59-61   | (H)      |
| 1978-79 | W    | 89-80   | (H)      |
|         | W    | 73-56   | (H)      |
| 1979-80 | W    | 87-58   | (A)      |
|         | W    | 100-88  | (A)      |
| 1980-81 | W    | 79-41   | (H)      |
|         | W    | 71-61   | (A)      |
| 1981-82 | W    | 80-60   | (A)      |
|         | W    | 77-49   | (H)      |
| 1982-83 | W    | 71-52   | (H)      |
| 1983-84 | W    | 81-73   | (A)      |
| 1984-85 | L    | 71-79   | (H)      |
|         | W    | 74-69   | (A)      |
| 1985-86 | W    | 58-47   | (A)      |
|         | W    | 78-68   | (H)      |
| 1988-89 | W    | 85-74   | (H)      |
|         | W    | 94-85   | (A)      |
| 1992-93 | W    | 87-68   | (H)      |
| 1994-95 | W    | 64-45   | (H)      |

|         |   |       |     |
|---------|---|-------|-----|
| 1995-96 | W | 56-55 | (N) |
| 1996-97 | W | 68-59 | (A) |
| 1997-98 | W | 71-59 | (N) |
| 1998-99 | W | 83-74 | (H) |
| 1999-00 | L | 74-84 | (A) |
| 2002-03 | W | 82-78 | (A) |
| 2003-04 | W | 65-58 | (H) |
| 2011-12 | W | 62-49 | (N) |

### SE LOUISIANA: 1-1

| HOME    | AWAY | NEUTRAL |     |
|---------|------|---------|-----|
| 0-2     | 1-0  | 0-0     |     |
| 1979-80 | L    | 70-73   | (H) |
| 1980-81 | W    | 94-68   | (A) |

### SE MISSOURI STATE: 2-0

| HOME    | AWAY | NEUTRAL |     |
|---------|------|---------|-----|
| 1-0     | 1-0  | 0-0     |     |
| 2006-07 | W    | 64-50   | (A) |
| 2008-09 | W    | 68-31   | (H) |

### SOUTHERN ILLINOIS: 0-1

| HOME    | AWAY | NEUTRAL |     |
|---------|------|---------|-----|
| 0-0     | 0-0  | 0-1     |     |
| 1994-95 | L    | 52-56   | (N) |

### SOUTHERN MISS: 4-16

| HOME    | AWAY | NEUTRAL |     |
|---------|------|---------|-----|
| 3-6     | 1-8  | 0-2     |     |
| 1979-80 | L    | 65-107  | (N) |
| 1980-81 | L    | 69-73   | (A) |
| 1981-82 | L    | 84-94   | (H) |
| 1983-84 | L    | 75-84   | (A) |
|         | L    | 53-58   | (H) |
| 1984-85 | L    | 52-81   | (A) |
|         | L    | 61-66   | (H) |
| 1985-86 | L    | 67-74   | (A) |
|         | L    | 76-89   | (H) |
| 1986-87 | W    | 64-62   | (A) |
|         | L    | 75-84   | (H) |
| 1987-88 | L    | 60-69   | (H) |
|         | L    | 68-84   | (A) |
| 1988-89 | W    | 78-75   | (H) |
|         | L    | 66-84   | (A) |
| 1989-90 | L    | 73-77   | (A) |
|         | W    | 97-72   | (H) |
|         | L    | 78-90   | (N) |
| 1990-91 | W    | 96-76   | (H) |
|         | L    | 90-93   | (A) |

### SW MISSOURI STATE: 0-3

| HOME    | AWAY | NEUTRAL |     |
|---------|------|---------|-----|
| 0-1     | 0-2  | 0-0     |     |
| 1990-91 | L    | 63-68   | (A) |
| 1996-97 | L    | 52-66   | (A) |
| 1997-98 | L    | 57-68   | (H) |

### STANFORD: 2-2

| HOME    | AWAY | NEUTRAL |     |
|---------|------|---------|-----|
| 0-0     | 1-0  | 1-2     |     |
| 1983-84 | W    | 73-58   | (N) |
| 2005-06 | L    | 70-88   | (N) |
| 2006-07 | W    | 68-61   | (A) |
| 2013-14 | L    | 44-63   | (N) |

### STETSON: 18-3

| HOME    | AWAY | NEUTRAL |     |
|---------|------|---------|-----|
| 13-2    | 5-1  | 0-0     |     |
| 1976-77 | W    | 78-29   | (H) |
|         | W    | 72-57   | (A) |
| 1978-79 | W    | 90-53   | (A) |
|         | W    | 89-56   | (H) |
| 1981-82 | W    | 81-54   | (H) |
| 1982-83 | W    | 102-42  | (H) |
|         | W    | 77-64   | (A) |
| 1985-86 | W    | 76-72   | (A) |
|         | L    | 68-74   | (H) |
| 1986-87 | L    | 50-55   | (H) |
| 1987-88 | L    | 69-75   | (A) |
| 1988-89 | W    | 70-64   | (H) |
| 1989-90 | W    | 77-70   | (A) |
| 1990-91 | W    | 114-71  | (H) |
| 1996-97 | W    | 80-56   | (H) |
| 2006-07 | W    | 70-44   | (H) |
| 2009-10 | W    | 101-35  | (H) |
| 2010-11 | W    | 92-44   | (H) |
| 2012-13 | W    | 77-44   | (H) |
| 2013-14 | W    | 79-49   | (H) |
| 2017-18 | W    | 84-39   | (H) |

### SYRACUSE: 3-4

| HOME           | AWAY | NEUTRAL    |     |
|----------------|------|------------|-----|
| 2-1            | 1-3  | 0-0        |     |
| ACC GAMES: 3-4 |      |            |     |
| HOME           | AWAY | TOURNAMENT |     |
| 2-1            | 1-3  | 0-0        |     |
| 2013-14        | W    | 83-59      | (A) |
| 2014-15        | W    | 62-52      | (H) |

|         |   |       |          |
|---------|---|-------|----------|
| 2015-16 | L | 73-83 | (A)      |
| 2016-17 | W | 77-58 | (H)      |
| 2017-18 | L | 69-76 | (A)      |
| 2018-19 | L | 88-94 | (H)      |
| 2019-20 | L | 89-90 | (OT) (A) |

### TALLADEGA COLLEGE: 0-1

| HOME    | AWAY | NEUTRAL |     |
|---------|------|---------|-----|
| 0-0     | 0-0  | 0-1     |     |
| 1975-76 | L    | 55-100  | (N) |

### TAMPA: 7-0

| HOME    | AWAY | NEUTRAL |     |
|---------|------|---------|-----|
| 5-0     | 1-0  | 1-0     |     |
| 1974-75 | W    | 48-36   | (N) |
| 1975-76 | W    | 66-48   | (A) |
|         | W    | 82-50   | (H) |
| 1978-79 | W    | 90-56   | (H) |

# SERIES RECORDS

1986-87 W 80-64 (H)

## TOWSON: 1-0

| HOME | AWAY | NEUTRAL |
|------|------|---------|
| 0-0  | 0-0  | 1-0     |

2004-05 W 67-56 (N)

## TROY: 3-2

| HOME | AWAY | NEUTRAL |
|------|------|---------|
| 3-0  | 0-1  | 0-1     |

1977-78 W 71-61 (H)

L 63-80 (A)

1979-80 L 78-92 (N)

2003-04 W 80-42 (H)

2018-19 W 103-67 (H)

## TULANE: 13-7

| HOME | AWAY | NEUTRAL |
|------|------|---------|
| 8-3  | 4-4  | 1-0     |

1978-79 L 65-78 (H)

1979-80 L 74-95 (H)

L 65-75 (H)

1980-81 L 60-70 (A)

1981-82 W 89-70 (H)

1982-83 W 81-56 (H)

W 91-65 (A)

1983-84 L 71-77 (A)

W 86-79 (H)

1984-85 L 56-59 (A)

W 81-47 (H)

1985-86 W 71-70 (H)

L 60-75 (A)

1989-90 W 103-66 (H)

W 100-45 (A)

1990-91 W 87-60 (H)

W 104-66 (A)

2000-01 W 72-70 (N)

2014-15 W 65-54 (A)

2015-16 W 78-72 (H)

## TULSA: 3-1

| HOME | AWAY | NEUTRAL |
|------|------|---------|
| 2-0  | 1-1  | 0-0     |

1998-99 W 76-67 (A)

1999-00 W 77-70 (H)

2005-06 L 71-80 (A)

2006-07 W 60-43 (H)

## TUSKEGEE: 2-0

| HOME | AWAY | NEUTRAL |
|------|------|---------|
| 0-0  | 0-0  | 2-0     |

1972-73 W 67-42 (N)

1973-74 W 66-57 (N)

## UAB: 8-5

| HOME | AWAY | NEUTRAL |
|------|------|---------|
| 5-3  | 3-2  | 0-0     |

1978-79 L 85-87 (A)

L 79-95 (H)

1979-80 L 85-95 (H)

L 82-96 (H)

1982-83 L 73-75 (A)

1983-84 W 82-75 (H)

1986-87 W 75-62 (H)

1988-89 W 84-68 (A)

2006-07 W 93-77 (H)

2007-08 W 66-52 (A)

2014-15 W 92-62 (H)

2015-16 W 84-44 (H)

2016-17 W 93-47 (A)

## UCF: 15-2

| HOME | AWAY | NEUTRAL |
|------|------|---------|
| 10-1 | 5-1  | 0-0     |

1980-81 W 92-75 (H)

1981-81 W 75-65 (H)

1983-84 W 67-60 (H)

1984-85 L 76-93 (H)

1985-86 L 90-98 (A)

1994-95 W 74-59 (H)

1996-97 W 78-53 (H)

2000-01 W 68-37 (A)

2001-02 W 78-42 (H)

2002-03 W 77-47 (H)

2003-04 W 72-59 (A)

2005-06 W 81-49 (H)

2006-07 W 75-66 (A)

2008-09 W 82-70 (H)

2009-10 W 70-58 (A)

2010-11 W 69-51 (H)

2011-12 W 60-47 (A)

## VALDOSTA STATE: 1-11

| HOME | AWAY | NEUTRAL |
|------|------|---------|
| 0-5  | 0-4  | 1-2     |

1974-75 L 42-53 (A)

L 50-54 (N)

L 50-54 (H)

1975-76 L 44-99 (H)

L 50-101 (A)

1976-77 L 65-104 (H)

L 60-92 (A)

1977-78 L 57-92 (H)

1980-81 L 58-62 (N)

1981-82 W 82-69 (N)

1986-87 L 66-75 (H)

1987-88 L 77-83 (A)

## VALPARAISO: 0-1

| HOME | AWAY | NEUTRAL |
|------|------|---------|
| 0-0  | 0-0  | 0-1     |

2008-09 L 74-80 (N)

## VANDERBILT: 2-1

| HOME | AWAY | NEUTRAL |
|------|------|---------|
| 1-0  | 0-1  | 1-0     |

2010-11 W 72-66 (H)

2011-12 L 59-64 (A)

2012-13 W 73-59 (N)

## VIRGINIA: 19-35

| HOME  | AWAY | NEUTRAL |
|-------|------|---------|
| 10-15 | 8-18 | 1-2     |

ACC GAMES: 19-34

| HOME  | AWAY | TOURNAMENT |
|-------|------|------------|
| 10-15 | 8-17 | 1-2        |

1990-91 L 77-92 (A)

1991-92 L 60-87 (H)

L 43-81 (A)

1992-93 L 66-78 (H)

L 68-76 (A)

1993-94 L 56-82 (A)

L 50-59 (H)

1994-95 L 60-76 (H)

L 45-79 (A)

1995-96 L 58-91 (A)

L 40-81 (H)

L 50-83 (N)

1996-97 L 57-67 (H)

L 44-73 (A)

1997-98 L 62-75 (A)

L 76-83 (OT) (H)

1998-99 L 71-80 (H)

L 55-73 (A)

1999-00 L 73-76 (H)

L 59-74 (A)

2000-01 W 60-58 (H)

L 65-77 (A)

W 83-77 (N)

2001-02 L 62-66 (A)

L 54-57 (H)

2002-03 W 55-46 (H)

L 54-63 (A)

2003-04 L 80-82 (OT) (H)

W 73-71 (A)

2004-05 L 62-77 (H)

L 67-71 (N)

2005-06 W 60-46 (H)

W 67-58 (A)

2006-07 W 63-47 (H)

W 79-77 (A)

2007-08 L 66-69 (OT) (H)

L 58-77 (A)

2008-09 W 80-75 (A)

L 63-68 (H)

2009-10 W 68-50 (H)

W 59-58 (A)

2010-11 W 61-51 (H)

W 78-74 (A)

2011-12 L 52-62 (A)

L 57-66 (H)

2012-13 L 60-72 (A)

2013-14 L 68-85 (A)

W 82-70 (H)

2014-15 W 65-56 (A)

2015-16 W 70-48 (H)

2016-17 L 51-60 (A)

2017-18 W 77-62 (H)

2018-19 W 63-61 (A)

2019-20 W 63-55 (H)

## VIRGINIA TECH: 29-10

| HOME | AWAY | NEUTRAL |
|------|------|---------|
| 17-2 | 11-6 | 1-2     |

ACC GAMES: 18-2

| HOME | AWAY | TOURNAMENT |
|------|------|------------|
| 9-1  | 8-1  | 1-0        |

1979-80 W 67-57 (H)

L 54-77 (H)

1981-82 W 93-82 (A)

1983-84 L 63-68 (A)

1984-85 W 85-77 (H)

L 65-86 (N)

1985-86 L 68-73 (A)

1986-87 L 78-91 (A)

W 70-65 (H)

L 67-68 (N)

1987-88 W 61-59 (H)

L 81-97 (A)

1988-89 L 67-68 (A)

W 69-66 (H)

1989-90 W 68-64 (A)

W 69-52 (H)

1990-91 W 78-64 (A)

W 76-53 (H)

2000-01 W 77-57 (H)

2004-05 W 81-78 (H)

W 94-83 (OT2) (H)

L 69-76 (H)

2005-06 W 70-60 (A)

2007-08 W 67-63 (H)

2008-09 W 67-63 (A)

2009-10 W 78-68 (H)

2010-11 W 79-48 (A)

2011-12 W 75-40 (A)

W 78-60 (H)

2012-13 W 70-56 (H)

L 52-71 (A)

2013-14 W 70-54 (H)

2014-15 W 59-44 (A)

W 82-43 (N)

2015-16 W 68-50 (H)

2016-17 W 82-54 (A)

2017-18 W 107-62 (H)

2018-19 W 56-54 (A)

2019-20 W 86-62 (H)

## WAKE FOREST: 31-17

| HOME | AWAY  | NEUTRAL |
|------|-------|---------|
| 16-4 | 12-11 | 3-2     |

ACC GAMES: 31-17

| HOME | AWAY  | TOURNAMENT |
|------|-------|------------|
| 16-4 | 12-11 | 3-2        |

1991-92 W 86-83 (A)

L 64-67 (H)

1992-93 L 53-57 (A)

W 77-73 (H)

1993-94 W 66-60 (H)

L 79-82 (A)

L 57-72 (N)

1994-95 W 68-61 (A)

L 61-66 (H)

1995-96 L 71-88 (H)

L 52-54 (A)

1996-97 L 68-79 (A)

L 59-63 (H)

L 59-70 (N)

1997-98 W 64-63 (H)

W 63-56 (A)

1998-99 W 80-57 (H)

L 68-80 (A)

1999-00 L 59-64 (A)

W 76-47 (H)

2000-01 L 69-79 (A)

W 73-61 (H)

2001-02 L 73-77 (A)

W 63-56 (H)

2002-03 W 63-61 (A)

W 62-60 (3OT) (H)

2003-04 W 81-73 (A)

W 67-54 (H)

2004-05 W 71-69 (A)

2005-06 W 70-57 (H)

2006-07 W 74-57 (A)

W 70-53 (N)

2007-08 W 80-54 (H)

W 57-52 (N)

2008-09 W 58-47 (A)

2009-10 W 83-38 (H)

2010-11 W 82-79 (A)

2011-12 L 55-65 (A)

2012-13 L 72-80 (H)

2013-14 L 54-78 (A)

2014-15 W 110-80 (H)

2015-16 W 96-55 (A)

2016-17 W 102-60 (H)

2017-18 W 81-79 (OT) (A)

2018-19 W 85-61 (H)

# YEAR-BY-YEAR RESULTS

**1970-71**  
Head Coach Barbara Hollingsworth  
No Records

**1971-72**  
Head Coach Linda Warren  
No records

**1972-73**  
Head Coach Eddie Cubbon

**1972-73 (11-5)**

|                      |     |       |   |
|----------------------|-----|-------|---|
| Florida A&M          | (H) | 53-47 | W |
| Buck Green           | (H) | 62-35 | W |
| Seminoles            | (H) | 70-26 | W |
| Miami Dade JC South  | (N) | 31-41 | L |
| Flagler College      | (A) | 48-47 | W |
| West Georgia         | (N) | 34-60 | L |
| Miami Dade JC North  | (N) | 46-32 | W |
| Florida A&M          | (A) | 57-52 | W |
| Wise Realty          | (A) | 28-34 | L |
| South Florida        | (N) | 61-32 | W |
| Miami Dade JC North  | (A) | 39-46 | L |
| Flagler College      | (N) | 46-39 | W |
| All-Stars            | (H) | 52-27 | W |
| Mercer               | (N) | 42-62 | L |
| Tuskegee             | (N) | 67-42 | W |
| East Central College | (N) | 45-44 | W |

**1973-74**  
Head Coach Joel Thirer

**1973-74 (9-6)**

|                       |     |       |   |
|-----------------------|-----|-------|---|
| Florida               | (A) | 39-44 | L |
| North Georgia College | (N) | 33-64 | L |
| Flagler College       | (H) | 31-41 | L |
| Mercer                | (N) | 49-72 | L |
| West Georgia          | (A) | 43-64 | L |
| Auburn                | (N) | 53-52 | W |
| South Florida         | (H) | 64-39 | W |
| Flagler College       | (H) | 76-49 | W |
| Florida               | (H) | 48-45 | W |
| Barry                 | (N) | 50-33 | W |
| Flagler College       | (N) | 52-36 | W |
| Florida               | (N) | 54-35 | W |
| Florida               | (N) | 32-31 | W |
| Mercer                | (N) | 47-64 | L |
| Tuskegee              | (N) | 66-57 | W |

**1974-76**  
Head Coach Millie Usher

**1974-75 (15-16)**

|                  |     |       |   |
|------------------|-----|-------|---|
| Albany State     | (H) | 62-55 | W |
| Valdosta State   | (A) | 42-53 | L |
| Florida A&M      | (H) | 77-34 | W |
| Shorter College  | (H) | 52-65 | L |
| Shorter College  | (H) | 63-78 | L |
| Savannah State   | (H) | 48-70 | L |
| South Florida    | (N) | 68-40 | W |
| Miami-Dade South | (N) | 59-41 | W |
| Rollins College  | (N) | 61-48 | W |
| Florida          | (N) | 44-67 | L |
| Flagler          | (A) | 51-60 | L |
| Florida          | (H) | 53-47 | W |
| Georgia Tech     | (N) | 58-22 | W |
| Shorter College  | (A) | 36-54 | L |
| Tift             | (N) | 58-47 | W |
| Valdosta State   | (N) | 50-54 | L |
| Georgia Southern | (A) | 53-65 | L |
| Valdosta State   | (H) | 50-54 | L |
| Albany State     | (A) | 43-61 | L |
| Florida A&M      | (A) | 47-26 | W |
| Florida          | (A) | 41-49 | L |
| Tampa            | (N) | 48-36 | W |
| Flagler          | (N) | 52-59 | L |
| Miami            | (N) | 59-45 | W |
| South Florida    | (N) | 70-53 | W |
| Florida          | (N) | 44-28 | W |
| Flagler          | (N) | 59-55 | W |
| Flagler          | (N) | 45-53 | L |
| Miami-Dade North | (N) | 59-40 | W |
| Auburn           | (N) | 51-64 | L |
| Fort Valley      | (N) | 43-58 | L |

**1975-76 (12-12)**

|                       |     |        |   |
|-----------------------|-----|--------|---|
| Rollins               | (H) | 56-43  | W |
| Albany State          | (H) | 50-71  | L |
| West Florida          | (H) | 100-16 | W |
| South Florida         | (H) | 57-41  | W |
| Tampa                 | (A) | 66-48  | W |
| South Florida         | (A) | 67-59  | W |
| Rollins               | (A) | 64-56  | W |
| Valdosta State        | (H) | 44-99  | L |
| Tampa                 | (H) | 82-50  | W |
| West Georgia          | (A) | 61-88  | L |
| Tallahadega College   | (N) | 55-100 | L |
| College of Charleston | (N) | 61-93  | L |
| Albany State          | (A) | 44-73  | L |
| Miami-Dade South      | (N) | 67-70  | L |
| Florida International | (N) | 58-35  | W |
| Pensacola Jr College  | (A) | 73-51  | W |
| Florida               | (H) | 65-59  | W |

|                       |     |        |   |
|-----------------------|-----|--------|---|
| Georgia Southern      | (A) | 54-83  | L |
| Florida               | (A) | 45-64  | L |
| Miami-Dade Dntn       | (A) | 73-51  | W |
| Florida International | (N) | 81-44  | W |
| Florida               | (N) | 45-68  | L |
| Valdosta State        | (A) | 50-101 | L |
| Florida               | (N) | 39-55  | L |

**1976-79**  
Head Coach Dianne Murphy

**1976-77 (11-12)**

|                       |     |        |   |
|-----------------------|-----|--------|---|
| Albany State          | (A) | 38-87  | L |
| Mercer                | (A) | 53-96  | L |
| Florida               | (A) | 54-80  | L |
| Valdosta State        | (H) | 65-104 | L |
| John Abbott College   | (H) | 62-60  | W |
| Stetson               | (H) | 78-29  | W |
| Florida               | (H) | 65-67  | L |
| Rollins               | (A) | 87-52  | W |
| Florida Tech          | (A) | 77-63  | W |
| Dayton                | (H) | 104-33 | W |
| South Alabama         | (H) | 87-66  | W |
| Albany State          | (H) | 65-79  | L |
| Alabama State         | (N) | 73-80  | L |
| West Georgia          | (A) | 54-79  | L |
| Judson College        | (N) | 97-79  | W |
| Stetson               | (A) | 72-57  | W |
| Pensacola Jr College  | (H) | 86-40  | W |
| Valdosta State        | (A) | 60-92  | L |
| South Florida         | (N) | 69-46  | W |
| Florida               | (N) | 67-72  | L |
| Florida International | (N) | 66-41  | W |
| Florida               | (N) | 60-72  | L |
| Delta State           | (A) | 60-106 | L |

**1977-78 (8-9)**

|                     |     |            |   |
|---------------------|-----|------------|---|
| Georgia Southern    | (A) | 59-86      | L |
| Valdosta State      | (H) | 57-92      | L |
| Florida             | (H) | 93-66      | W |
| Troy State          | (H) | 71-67      | W |
| Memphis State       | (A) | 69-91      | L |
| South Carolina      | (N) | 52-115     | L |
| South Florida       | (N) | 72-58      | W |
| Georgia Southern    | (H) | 71-79      | L |
| John Abbott College | (H) | 71-67      | W |
| Florida A&M         | (H) | 84-69      | W |
| Miami               | (A) | 66-56      | W |
| Albany State        | (H) | 86-94      | L |
| Florida             | (H) | 84-76 (OT) | W |
| South Florida*      | (N) | 65-70      | L |
| South Florida*      | (N) | 86-61      | W |
| South Florida*      | (N) | 59-61      | L |

\*State Tournament

**1978-79 (18-14)**

|                    |     |            |   |
|--------------------|-----|------------|---|
| Mississippi State  | (N) | 60-64      | L |
| South Alabama      | (A) | 76-43      | W |
| Mercer             | (H) | 73-83      | L |
| NE Missouri        | (H) | 87-61      | W |
| Stetson            | (A) | 90-53      | W |
| South Florida      | (H) | 89-80      | W |
| Florida            | (H) | 88-79      | W |
| New Orleans        | (A) | 64-62      | W |
| Tulane             | (A) | 65-78      | L |
| Louisville         | (N) | 60-94      | L |
| Cincinnati         | (N) | 61-57      | W |
| Alabama-Birmingham | (A) | 85-87      | L |
| Memphis State      | (H) | 78-101     | L |
| South Florida      | (A) | 73-56      | W |
| Florida            | (A) | 91-72      | W |
| Miami              | (H) | 79-53      | W |
| New Orleans        | (H) | 101-66     | W |
| Florida A&M        | (H) | 79-84 (OT) | L |
| Louisville         | (H) | 73-77      | L |
| West Georgia       | (A) | 73-59      | W |
| Alabama State      | (N) | 73-95      | L |
| Alabama-Birmingham | (H) | 79-95      | L |
| Miami              | (A) | 74-64      | W |
| Winthrop College   | (A) | 63-71      | L |
| Appalachian State  | (N) | 83-89      | L |
| Florida A&M        | (A) | 61-77      | L |
| Stetson            | (H) | 89-56      | W |
| Tampa              | (H) | 90-56      | W |
| Miami              | (N) | 73-57      | W |
| Florida            | (N) | 89-85      | W |
| Florida            | (N) | 101-94     | W |
| Delta State        | (N) | 64-93      | L |

**1979-86**  
Head Coach Jan Dykehouse-Allen

**1979-80 (13-22)**

|                      |     |        |   |
|----------------------|-----|--------|---|
| Mississippi State    | (H) | 61-73  | L |
| Alabama-Birmingham   | (A) | 85-95  | L |
| South Carolina       | (H) | 68-93  | L |
| South Florida        | (A) | 87-58  | W |
| Florida A&M          | (H) | 74-61  | L |
| Southern Mississippi | (N) | 65-107 | L |
| Troy State           | (N) | 78-92  | L |
| Belhaven             | (N) | 81-75  | W |
| Miami                | (A) | 82-64  | W |
| Oral Roberts         | (H) | 68-74  | L |

|                     |     |        |   |
|---------------------|-----|--------|---|
| Virginia Tech       | (H) | 67-57  | W |
| Louisville          | (H) | 67-86  | L |
| Tulane              | (H) | 74-95  | L |
| Mississippi College | (A) | 50-90  | L |
| Alabama             | (A) | 61-88  | L |
| Alabama-Birmingham  | (A) | 82-96  | L |
| Florida             | (A) | 92-77  | W |
| Miami               | (H) | 93-74  | W |
| East Carolina       | (A) | 61-69  | L |
| Mississippi         | (A) | 52-80  | L |
| Louisville          | (A) | 60-77  | L |
| Mercer              | (A) | 86-100 | L |
| Northwest Louisiana | (N) | 85-81  | W |
| Florida             | (H) | 88-84  | W |
| Florida Southern    | (H) | 97-58  | W |
| Virginia Tech       | (H) | 54-77  | L |
| Southeast Louisiana | (H) | 70-73  | L |
| Tulane              | (A) | 65-75  | L |
| Florida A&M         | (A) | 60-67  | L |
| South Florida       | (A) | 100-88 | W |
| Florida             | (N) | 67-78  | L |
| Miami               | (N) | 72-61  | W |
| Florida             | (N) | 84-76  | W |
| Florida             | (N) | 71-84  | L |
| Mercer              | (N) | 75-84  | L |

**1980-81 (14-15, 1-3 METRO)**

|       |                    |     |       |   |
|-------|--------------------|-----|-------|---|
| 11/20 | Georgia Tech       | (A) | 84-97 | L |
| 11/21 | Georgia State      | (A) | 79-96 | L |
| 11/25 | South Alabama      | (A) | 79-82 | L |
| 11/28 | Valdosta State*    | (N) | 58-62 | L |
| 11/29 | Alabama*           | (N) | 77-76 | W |
| 12/3  | Florida            | (H) | 90-48 | W |
| 12/6  | Miami              | (H) | 87-73 | W |
| 12/12 | Central Florida    | (H) | 92-75 | W |
| 12/13 | Denver             | (H) | 93-41 | W |
| 12/18 | Miss U/Women**     | (A) | 73-70 | W |
| 12/19 | Central Missouri** | (N) | 60-69 | L |
| 12/20 | Clemson**          | (N) | 59-78 | L |
| 1/7   | Indiana            | (H) | 76-79 | L |
| 1/8   | East Carolina      | (H) | 67-78 | L |
| 1/10  | Cincinnati         | (A) | 65-91 | L |
| 1/14  | Florida A&M        | (H) | 76-64 | W |
| 1/16  | South Florida      | (H) | 79-41 | W |
| 1/22  | S.E. Louisiana     | (A) | 94-68 | W |
| 1/24  | Southern Miss      | (A) | 69-73 | L |
| 1/26  | Mercer             | (H) | 76-80 | L |
| 1/29  | South Carolina     | (A) | 57-69 | L |
| 1/31  | Miami              | (A) | 62-55 | W |
| 2/5   | Tulane+            | (A) | 60-70 | L |
| 2/7   | St. Louis+         | (N) | 78-56 | W |
| 2/11  | Florida            | (A) | 81-83 | L |
| 2/12  | South Florida      | (A) | 71-61 | W |
| 2/14  | Florida A&M        | (A) | 76-61 | W |
| 2/16  | South Alabama      | (H) | 80-67 | W |
| 2/17  | Miami++            | (N) | 70-79 | L |

\*Lady Sunshine Classic, Orlando, FL  
\*\*MUW Christmas Tournament, Columbus, MS  
+Metro Conference Tournament, New Orleans, LA  
++FAIA State Tournament, Daytona Beach, FL

**1981-82 (28-10, 2-3 METRO)**

|       |                     |     |        |   |
|-------|---------------------|-----|--------|---|
| 11/23 | Stetson             | (H) | 81-54  | W |
| 11/26 | McNeese State*      | (N) | 69-62  | W |
| 11/28 | Valdosta State*     | (N) | 82-69  | W |
| 12/1  | Central Florida     | (H) | 75-65  | W |
| 12/4  | Kent State**        | (N) | 80-66  | W |
| 12/5  | Purdue**            | (A) | 65-39  | W |
| 12/8  | Florida             | (H) | 60-63  | L |
| 12/11 | Fla International   | (A) | 74-64  | W |
| 12/12 | Miami               | (A) | 77-74  | W |
| 12/19 | South Alabama       | (H) | 99-44  | W |
| 1/2   | Lewis University+   | (A) | 94-46  | W |
| 1/3   | Miami-OHio+         | (A) | 89-68  | W |
| 1/5   | North Carolina+     | (A) | 77-68  | W |
| 1/8   | South Florida       | (A) | 80-60  | W |
| 1/11  | Miss U - Women      | (H) | 76-54  | W |
| 1/13  | Florida             | (A) | 86-79  | W |
| 1/16  | Virginia Tech       | (A) | 93-72  | W |
| 1/17  | #7/ Old Dominion    | (A) | 65-100 | L |
| 1/20  | Florida A&M         | (A) | 86-87  | L |
| 1/25  | #14/ Memphis St.    | (H) | 90-104 | L |
| 1/27  | #12/ South Carolina | (H) | 81-82  | L |
| 1/30  | Southern Miss       | (H) | 84-94  | L |
| 2/6   | Louisville          | (A) | 73-89  | L |
| 2/8   | Tulane              | (A) | 89-70  | W |
| 2/10  | Florida A&M         | (H) | 59-58  | W |
| 2/13  | Miami               | (H) | 66-52  | W |
| 2/15  | #18/ Mississippi    | (H) | 63-61  | W |
| 2/20  | Tampa               | (H) | 90-50  | W |
| 2/22  | South Florida       | (H) | 77-49  | W |
| 3/4   | Miami++             | (N) | 84-80  | W |
| 3/6   | Florida A&M++       | (N) | 76-65  | W |
| 3/11  | Mississippi Coll*   | (H) | 71-69  | W |
| 3/11  | Ga Southern*        | (H) | 78-81  | L |
| 3/12  | Miss Valley*        | (H) | 83-95  | L |
| 3/25  | Pepperdine#         | (H) | 76-63  | W |
| 3/26  | Brigham Young#      | (N) | 75-71  | W |
| 3/27  | Oregon State#       | (N) | 60-76  | L |

Record includes Feb. 5 forfeit win over St. Louis  
\*Lady Seminole Classic, Tallahassee, FL  
\*\*Bollermaker Premier, W. Lafayette, IN  
+Hurricane New Year's Classic, Miami, FL  
++FAIAW State Tournament, Daytona Beach, FL  
\*AIAW Region III Tournament  
#NWIT

**1982-83 (24-6, 5-1 METRO)**

|       |                   |     |        |   |
|-------|-------------------|-----|--------|---|
| 11/26 | Tenn-Chatt*       | (H) | 94-77  | W |
| 11/27 | North Carolina*   | (H) | 75-74  | W |
| 12/1  | Albany State      | (H) | 94-52  | W |
| 12/4  | Stetson           | (H) | 102-42 | W |
| 12/6  | Alabama           | (A) | 73-64  | W |
| 12/10 | #11/ Penn State** | (N) | 84-86  | L |
| 12/11 | Delta State**     | (N) | 75-67  | W |
| 12/31 | Nebraska+         | (N) | 100-84 | W |
| 1/2   | Army+             | (N) | 69-60  | W |
| 1/3   | Oklahoma State+   | (N) | 72-52  | W |
| 1/6   | Temple            | (A) | 74-69  | W |
| 1/7   | St. Joseph's      | (A) | 59-54  | W |
| 1/11  | Montclair St (OT) | (H) | 89-81  | W |
| 1/15  | Tulane            | (H) | 81-56  | W |
| 1/17  | Memphis State     | (A) | 90-82  | W |
| 1/19  | Florida A&M       | (A) | 66-60  | W |
| 1/22  | Alabama-Birm      | (A) | 73-75  | L |
| 1/24  | Auburn            | (A) | 43-73  | L |
| 1/27  | Florida           | (A) | 68-63  | W |
| 1/28  | Stetson           | (A) | 77-64  | W |
| 2/3   | South Florida     | (H) | 71-52  | W |
| 2/5   | Tulane            | (A) | 91-65  | W |
| 2/9   | Florida A&M       | (H) | 82-65  | W |
| 2/12  | Fla International | (H) | 77-65  | W |
| 2/16  | Alabama           | (H) | 61-64  | L |
| 2/19  | Florida           | (H) | 89-67  | W |
| 2/26  | Memphis State     | (A) | 68-66  | W |
| 3/7   | Louisville++      | (A) | 56-67  | L |
| 3/8   | Cincinnati++      | (N) | 84-61  | W |
| 3/18  | #13/ Mississippi^ | (A) | 76-86  | L |

\*Lady Seminole Classic, Tallahassee, FL  
\*\*Mid-American Classic, Columbia, MO  
+Hurricane New Year's Classic, Miami, FL  
++Metro Conference Tournament, Louisville, KY  
^First Round NCAA Playoff

**1983-84 (13-18, 2-9 METRO)**

|       |                     |     |       |   |
|-------|---------------------|-----|-------|---|
| 11/18 | #16/ Arizona State* | (A) | 70-85 | L |
| 11/19 | Brigham Young*      | (A) | 61-76 | L |
| 1     |                     |     |       |   |

# YEAR-BY-YEAR RESULTS

## 1985-86 (12-16, 3-8 METRO)

|       |                  |     |        |   |
|-------|------------------|-----|--------|---|
| 11/23 | West Georgia     | (H) | 67- 57 | W |
| 11/26 | Ga Southwst      | (H) | 51- 58 | L |
| 11/29 | Colorado State*  | (A) | 68- 53 | W |
| 11/30 | Monmouth (3OT)*  | (A) | 81- 69 | W |
| 12/4  | Tampa            | (H) | 88- 77 | W |
| 12/6  | Georgetown**     | (H) | 78- 74 | W |
| 12/7  | Radford (OT)**   | (H) | 80- 87 | L |
| 12/16 | Stetson          | (A) | 76- 72 | W |
| 1/2   | South Carolina   | (A) | 57- 81 | L |
| 1/4   | Virginia Tech    | (A) | 68- 73 | L |
| 1/11  | Louisville       | (H) | 67- 64 | W |
| 1/13  | Cincinnati       | (H) | 75- 72 | W |
| 1/18  | Central Florida  | (A) | 90- 98 | L |
| 1/20  | South Florida    | (A) | 58- 47 | W |
| 1/22  | Florida          | (H) | 68- 77 | L |
| 1/24  | Tulane           | (H) | 71- 70 | W |
| 1/26  | #11/13 Tennessee | (H) | 43- 89 | L |
| 1/30  | Albany State     | (A) | 72- 69 | W |
| 2/1   | Memphis State    | (A) | 66- 95 | L |
| 2/6   | Southern Miss    | (H) | 76- 89 | L |
| 2/8   | Tulane           | (A) | 60- 75 | L |
| 2/10  | South Florida    | (H) | 78- 68 | W |
| 2/13  | Florida A&M      | (H) | 65- 83 | L |
| 2/15  | Southern Miss    | (H) | 76- 89 | L |
| 2/19  | Florida          | (A) | 76- 81 | L |
| 2/22  | #22 Memphis St   | (A) | 70- 81 | L |
| 2/26  | Stetson          | (H) | 68- 74 | L |
| 3/1   | Cincinnati+      | (A) | 45- 77 | L |

\*Pizza Hut Classic

\*\*Southernaire Invitational, Tallahassee, FL

+Metro Conference Tournament, Columbia, SC

## 1986-86

Head Coach Marynell Meadors

## 1986-87 (9-19, 5-7 METRO)

|       |                   |     |        |   |
|-------|-------------------|-----|--------|---|
| 12/1  | Albany State (OT) | (H) | 71- 72 | L |
| 12/5  | Toledo*           | (H) | 80- 64 | W |
| 12/6  | Rice*             | (H) | 62- 50 | W |
| 12/13 | Stetson           | (H) | 50- 55 | L |
| 12/15 | Miami             | (A) | 75- 74 | W |
| 12/16 | Florida Atlantic  | (A) | 38- 42 | L |
| 12/18 | Alabama-Birm      | (H) | 75- 62 | W |
| 12/30 | Valdosta State    | (H) | 66- 75 | L |
| 1/3   | Virginia Tech     | (A) | 78- 91 | L |
| 1/10  | Louisville        | (H) | 66- 63 | W |
| 1/12  | Cincinnati        | (H) | 53- 55 | L |
| 1/14  | Florida           | (A) | 65- 69 | L |
| 1/16  | South Alabama     | (A) | 58- 76 | L |
| 1/19  | South Carolina    | (H) | 56- 63 | L |
| 1/24  | Southern Miss     | (A) | 64- 62 | W |
| 1/26  | Memphis State     | (A) | 68- 75 | W |
| 1/29  | Miami             | (H) | 73- 80 | L |
| 1/31  | Virginia Tech     | (H) | 70- 65 | W |
| 2/3   | South Alabama     | (H) | 64- 99 | L |
| 2/7   | Louisville        | (A) | 64- 77 | L |
| 2/9   | Cincinnati        | (A) | 70- 50 | W |
| 2/12  | Florida A&M       | (H) | 79- 72 | W |
| 2/16  | South Carolina    | (A) | 61- 64 | L |
| 2/19  | Florida           | (H) | 59- 70 | L |
| 2/21  | Southern Miss     | (H) | 75- 84 | L |
| 2/23  | Memphis State     | (H) | 67- 94 | L |
| 2/25  | New Orleans       | (A) | 59- 87 | L |
| 3/5   | Virginia Tech**   | (N) | 67- 88 | L |

\*Tallahassee Hilton Classic, Tallahassee, FL

\*\*Metro Conference Tournament, Blacksburg, VA

## 1987-88 (9-18, 4-8 METRO)

|       |                   |     |         |   |
|-------|-------------------|-----|---------|---|
| 11/27 | New Mexico St*    | (N) | 73- 64  | W |
| 11/28 | DePaul*           | (N) | 68- 82  | L |
| 12/4  | Wisconsin**       | (H) | 100- 67 | W |
| 12/5  | W Virginia (OT)** | (H) | 68- 58  | W |
| 12/12 | Stetson           | (A) | 69- 75  | L |
| 12/16 | Ga Southern (OT)  | (A) | 83- 77  | W |
| 12/18 | North Carolina    | (A) | 79- 82  | L |
| 1/3   | #17/19 Georgia    | (H) | 72- 91  | L |
| 1/6   | Wisc-Green Bay    | (H) | 64- 67  | L |
| 1/13  | New Orleans       | (H) | 61- 71  | L |
| 1/16  | Memphis St (OT)   | (H) | 90- 91  | L |
| 1/18  | Southern Miss     | (H) | 60- 69  | L |
| 1/21  | Florida A&M       | (H) | 68- 73  | L |
| 1/25  | South Carolina    | (A) | 55- 85  | L |
| 1/28  | Valdosta State    | (A) | 77- 83  | L |
| 1/30  | Virginia Tech     | (H) | 61- 59  | W |
| 2/1   | Alabama           | (H) | 64- 70  | L |
| 2/6   | Cincinnati        | (H) | 59- 70  | L |
| 2/8   | Louisville        | (H) | 99- 65  | W |
| 2/13  | Memphis State     | (A) | 89- 94  | L |
| 2/15  | Southern Miss     | (A) | 68- 84  | L |
| 2/20  | Virginia Tech     | (A) | 81- 97  | L |
| 2/22  | South Carolina    | (A) | 86- 96  | L |
| 2/27  | Florida           | (H) | 71- 55  | W |
| 3/8   | Louisville        | (A) | 73- 70  | W |
| 3/9   | Cincinnati        | (A) | 66- 58  | W |
| 3/10  | Cincinnati+       | (H) | 76- 78  | L |

\*Coopers & Lybrand Invitational

\*\*Tallahassee Hilton Classic, Tallahassee, FL

+Metro Conference Tournament, Tallahassee, FL

## 1988-89 (16-11, 7-5 METRO)

|       |                    |     |         |   |
|-------|--------------------|-----|---------|---|
| 11/25 | Central Michigan*  | (N) | 100- 78 | W |
| 11/26 | Miami*             | (N) | 85- 96  | L |
| 12/2  | UNC-Ashville**     | (H) | 99- 58  | W |
| 12/3  | Ga Southern**      | (H) | 105- 78 | W |
| 12/11 | Miami              | (A) | 79- 88  | L |
| 12/13 | Florida            | (A) | 60- 65  | L |
| 12/17 | Stetson            | (H) | 70- 64  | W |
| 12/19 | Alabama-Birm       | (A) | 84- 68  | W |
| 1/2   | Southern Miss      | (H) | 78- 75  | W |
| 1/9   | Memphis State      | (H) | 95- 75  | W |
| 1/14  | Cincinnati         | (A) | 45- 66  | L |
| 1/16  | Louisville         | (A) | 65- 64  | W |
| 1/21  | Virginia Tech      | (A) | 67- 68  | L |
| 1/23  | #16/15 S. Carolina | (A) | 82- 99  | L |
| 1/25  | South Florida      | (H) | 85- 74  | W |
| 1/28  | Virginia Tech      | (H) | 69- 66  | W |
| 1/30  | Alabama            | (A) | 68- 70  | L |
| 2/4   | Southern Miss      | (A) | 66- 84  | L |
| 2/6   | Howard             | (H) | 101- 73 | W |
| 2/9   | Florida A&M        | (H) | 75- 68  | W |
| 2/11  | Cincinnati         | (H) | 62- 57  | W |
| 2/13  | Louisville         | (H) | 82- 76  | W |
| 2/16  | #5/6 Georgia       | (A) | 70- 90  | L |
| 2/20  | #14/19 S. Carolina | (H) | 68- 76  | L |
| 2/24  | South Florida      | (A) | 94- 85  | W |
| 3/2   | Memphis State      | (A) | 89- 80  | W |
| 3/8   | Cincinnati+        | (N) | 47- 57  | L |

\*Lady Sunshine Classic, Lake Mary, FL

\*\*Tallahassee Hilton Classic, Tallahassee, FL

+Metro Conference Tournament, Memphis, TN

## 1989-90 (21-9, 11-3 METRO)

|       |                       |     |         |   |
|-------|-----------------------|-----|---------|---|
| 11/24 | S. Alabama (2OT)*     | (N) | 89- 82  | W |
| 11/25 | #13/12 LSU*           | (A) | 65- 68  | L |
| 12/1  | Miss State*           | (H) | 89- 62  | W |
| 12/2  | UNC-Charlotte**       | (H) | 50- 63  | L |
| 12/6  | Alabama               | (A) | 81- 76  | W |
| 12/18 | Stetson               | (A) | 77- 70  | W |
| 12/30 | Appalachian St        | (H) | 77- 62  | W |
| 1/4   | Ga. Southern          | (A) | 80- 49  | W |
| 1/6   | Virginia Tech         | (A) | 68- 64  | W |
| 1/8   | Tulane                | (H) | 103- 66 | W |
| 1/10  | Florida               | (H) | 63- 62  | W |
| 1/13  | Louisville (OT)       | (H) | 69- 66  | W |
| 1/15  | Cincinnati            | (H) | 61- 44  | W |
| 1/17  | #14/14 Auburn         | (A) | 63- 80  | L |
| 1/22  | #15/17 S. Carolina    | (H) | 72- 75  | L |
| 1/27  | #19/18 Southern Miss  | (A) | 73- 77  | L |
| 1/28  | Memphis State         | (A) | 72- 62  | W |
| 2/3   | Virginia Tech         | (H) | 69- 52  | W |
| 2/5   | Tulane                | (A) | 100- 45 | W |
| 2/10  | Louisville            | (A) | 77- 62  | W |
| 2/12  | Cincinnati            | (A) | 57- 44  | W |
| 2/15  | Florida A&M           | (A) | 87- 60  | W |
| 2/17  | Miami                 | (H) | 95- 66  | W |
| 2/21  | #17/7 Georgia         | (H) | 76- 80  | L |
| 2/24  | #17/17 Southern Miss  | (H) | 97- 72  | W |
| 2/26  | Memphis State         | (H) | 98- 60  | W |
| 3/3   | #17/18 S. Carolina    | (A) | 59- 75  | L |
| 3/8   | Memphis State+        | (A) | 83- 58  | W |
| 3/10  | #22/20 Southern Miss+ | (A) | 78- 90  | L |
| 3/14  | #23 Penn State**      | (H) | 73- 83  | L |

\*LSU Crawfish Classic, Baton Rouge, LA

\*\*Tallahassee Hilton Classic, Tallahassee, FL

+Metro Conference Tournament, Cincinnati, OH

\*\*NCAA Tournament, Tallahassee, FL

## 1990-91 (25-7, 12-2 METRO)

|       |                     |     |         |   |
|-------|---------------------|-----|---------|---|
| 11/23 | Missouri-KC*        | (N) | 66- 52  | W |
| 11/24 | SW Missouri St*     | (A) | 63- 68  | L |
| 12/1  | Marquette**         | (H) | 110- 75 | W |
| 12/2  | #20/20 LSU**        | (H) | 89- 82  | W |
| 12/7  | #18/19 N. Illinois+ | (H) | 78- 66  | W |
| 12/8  | #1/1 Virginia+      | (A) | 77- 92  | L |
| 12/17 | Florida             | (A) | 79- 78  | W |
| 12/19 | Miami               | (A) | 76- 62  | W |
| 1/7   | Virginia Tech       | (A) | 78- 64  | W |
| 1/12  | Cincinnati          | (H) | 90- 61  | W |
| 1/14  | Louisville          | (H) | 83- 70  | W |
| 1/16  | Alabama             | (H) | 88- 65  | W |
| 1/19  | Memphis State       | (A) | 106- 94 | W |
| 1/21  | South Carolina      | (A) | 69- 60  | W |
| 1/26  | Southern Miss       | (H) | 96- 76  | W |
| 1/28  | Tulane              | (H) | 87- 60  | W |
| 1/31  | #4/4 Georgia        | (A) | 71- 91  | L |
| 2/4   | S. Carolina (2OT)   | (H) | 91- 92  | L |
| 2/6   | Stetson             | (H) | 114- 71 | W |
| 2/9   | Cincinnati          | (A) | 67- 49  | W |
| 2/11  | Louisville          | (A) | 86- 52  | W |
| 2/14  | #5/5 Auburn         | (H) | 64- 79  | L |
| 2/16  | Memphis State       | (H) | 101- 77 | W |
| 2/18  | Virginia Tech       | (H) | 76- 53  | W |
| 2/23  | Southern Miss       | (A) | 90- 93  | L |
| 2/25  | Tulane              | (A) | 104- 66 | W |
| 2/28  | Florida A&M         | (H) | 92- 62  | W |
| 3/4   | Cincinnati**        | (N) | 89- 51  | W |
| 3/5   | Louisville**        | (A) | 83- 70  | W |
| 3/6   | S. Carolina**       | (N) | 54- 53  | W |
| 3/13  | Appalachian St*     | (H) | 96- 57  | W |
| 3/13  | #10/11 W Kentucky\$ | (H) | 69- 72  | L |

\*St. John's Lady Bear Classic, Springfield, MO

\*\*Tallahassee Hilton Classic, Tallahassee, FL

+Cavalier Classic, Charlottesville, VA

\*\*Metro Conference Tournament, Louisville, KY

\*NCAA Tournament, Tallahassee, FL

SNCAA Tournament, 2nd Round, Bowling Green, KY

## 1991-92 (17-11, 8-8 ACC)

|       |                     |     |         |   |
|-------|---------------------|-----|---------|---|
| 11/23 | Miami (OT)          | (H) | 71- 69  | W |
| 11/29 | #14/17 Lamar*       | (N) | 78- 67  | W |
| 11/30 | #19 LSU (OT)        | (A) | 88- 96  | L |
| 12/7  | Montana State*      | (H) | 89- 66  | W |
| 12/8  | E Kentucky*         | (H) | 72- 65  | W |
| 12/15 | Florida (OT)        | (H) | 90- 78  | W |
| 12/17 | Georgia Tech*       | (H) | 68- 70  | L |
| 1/3   | #1/1 Virginia*      | (H) | 60- 87  | L |
| 1/5   | Wake Forest*        | (A) | 86- 83  | W |
| 1/8   | #4/4 Maryland*      | (H) | 64- 79  | L |
| 1/11  | Georgia Tech*       | (A) | 77- 66  | W |
| 1/15  | #17/17 Clemson*     | (A) | 73- 80  | L |
| 1/19  | #20/15 NC State*    | (H) | 76- 75  | W |
| 1/21  | Duke*               | (H) | 67- 55  | W |
| 1/25  | #25/25 N. Carolina* | (H) | 70- 61  | W |
| 1/27  | #2/2 Virginia*      | (A) | 43- 81  | L |
| 2/1   | #15/19 Clemson*     | (H) | 79- 66  | W |
| 2/5   | #1/1 Maryland*      | (A) | 70-101  | L |
| 2/8   | Duke*               | (A) | 61- 53  | W |
| 2/10  | #24/20 N. Carolina* | (A) | 52- 69  | L |
| 2/15  | NC State*           | (A) | 86- 79  | W |
| 2/17  | Wake Forest*        | (H) | 64- 67  | L |
| 2/19  | Butler              | (H) | 68- 71  | L |
| 2/22  | Northern Illinois   | (H) | 99- 74  | W |
| 2/26  | Florida A&M         | (A) | 100- 71 | W |
| 2/26  | Florida Atlantic    | (H) | 96- 64  | W |
| 2/29  | Oral Roberts        | (H) | 104- 59 | W |
| 3/6   | North Carolina**    | (N) | 69- 81  | L |

&LSU Crawfish Classic, Baton Rouge, LA

\*ACC Tournament, Tallahassee, FL

^ Dial Classic, Tallahassee, FL

\*ACC Game

\*\*ACC Tournament, Rock Hill, SC

## 1992-93 (13-14, 6-10 ACC)

|       |                     |     |        |   |
|-------|---------------------|-----|--------|---|
| 12/1  | Florida Atlantic    | (H) | 97- 67 | W |
| 12/4  | South Florida*      | (H) | 87- 68 | W |
| 12/5  | Louisiana State*    | (H) | 79- 59 | W |
| 12/16 | NC State*           | (A) | 67- 75 | L |
| 12/18 | #16/ Miami          | (A) | 64- 61 | W |
| 12/21 | #20/ Tenn Tech*     | (N) | 88- 72 | W |
| 12/22 | California*         | (A) | 50- 69 | L |
| 1/3   | Duke*               | (A) | 84- 72 | W |
| 1/6   | #3/9 Virginia*      | (H) | 66- 78 | L |
| 1/10  | #15/14 N. Carolina* | (A) | 85- 66 | W |
| 1/12  | #3/3 Maryland*      | (H) | 68- 61 | W |
| 1/16  | Wake Forest*        | (A) | 53- 57 | L |
| 1/18  | #25 Georgia Tech*   | (A) | 79- 71 | W |
| 1/21  | #13 N. Carolina*    | (H) | 60- 73 | L |
| 1/25  | #12 Maryland*       | (A) | 61- 74 | L |
| 1/27  | Florida A&M         | (H) | 79- 58 | W |
| 1/30  | #3/10 Virginia*     | (A) | 68- 76 | L |
| 2/3   | Florida             | (A) | 78- 81 | L |
| 2/6   | #19/19 Clemson*     | (H) | 69- 84 | L |
| 2/9   | #22/ N. Illinois    | (A) | 80- 86 | L |
| 2/12  | Georgia Tech*       | (H) | 46- 61 | L |
| 2/14  | Wake Forest*        | (H) | 77- 73 | W |
| 2/16  | Oral Roberts*       | (H) | 74- 53 | W |
| 2/21  | NC State*           | (H) | 47- 57 | L |
| 2/24  | #24 Clemson*        | (A) | 63- 70 | L |
| 2/28  | Duke*               | (H) | 74- 67 | W |
| 3/6   | #12/12 Maryland**   | (N) | 68- 91 | L |

\*Dial Classic, Tallahassee, FL

&Oakland Tribune Classic, Oakland, CA

\*ACC Game

\*\*ACC Tournament, Rock Hill, SC

## 1993-94 (6-21, 3-13 ACC)

|       |                   |     |        |   |
|-------|-------------------|-----|--------|---|
| 11/28 | UT-Chattanooga    | (A) | 85- 86 | L |
| 11/28 | Middle Tenn State | (A) | 43- 66 | L |
| 12/3  | Rhode Island*     | (H) | 71- 76 | L |
| 12/4  | Dayton*           | (H) | 78- 65 | W |
| 12/6  | Florida A&M       | (N) | 70- 68 | W |
| 12/11 | #7/7 N. Carolina* | (A) | 61-102 | L |
| 12/18 | Georgia Tech*     | (H) | 62- 65 | L |

# YEAR-BY-YEAR RESULTS

## 1997-PRESENT

Head Coach Sue Semrau

### 1997-98 (9-18, 5-11 ACC)

|       |                       |     |        |   |
|-------|-----------------------|-----|--------|---|
| 11/16 | Florida A&M           | (A) | 79-70  | W |
| 11/21 | #9/8 Florida#         | (A) | 64-73  | L |
| 11/21 | South Florida#        | (A) | 71-59  | W |
| 11/26 | Mississippi           | (H) | 64-54  | W |
| 12/3  | #25/23 NC State       | (A) | 60-72  | L |
| 12/5  | Charleston S^         | (H) | 72-51  | W |
| 12/6  | Fla International^    | (H) | 63-66  | L |
| 12/13 | #4/4 Louisiana Tech   | (A) | 60-86  | L |
| 12/16 | Clemson*              | (H) | 84-87  | L |
| 12/19 | Duquesne              | (A) | 61-92  | L |
| 12/21 | #22/24 SW Missouri St | (H) | 57-68  | L |
| 1/2   | #9/9 Virginia*        | (A) | 62-75  | L |
| 1/4   | #5/4 N. Carolina*     | (A) | 77-103 | L |
| 1/8   | Wake Forest*          | (H) | 64-63  | W |
| 1/16  | #25/20 Duke*          | (A) | 76-96  | L |
| 1/18  | Georgia Tech*         | (A) | 88-53  | W |
| 1/21  | #10/12 Florida        | (H) | 57-69  | L |
| 1/23  | Maryland*             | (H) | 53-50  | W |
| 1/25  | #8/7 NC State*        | (H) | 62-72  | L |
| 1/29  | #21/22 Clemson*       | (A) | 55-85  | L |
| 2/1   | #16/13 Virginia (OT)* | (H) | 76-83  | L |
| 2/4   | #5/5 N. Carolina*     | (H) | 58-75  | L |
| 2/8   | Wake Forest*          | (A) | 63-56  | W |
| 2/15  | #13/14 Duke*          | (H) | 67-79  | L |
| 2/19  | Georgia Tech*         | (H) | 77-56  | W |
| 2/22  | Maryland*             | (A) | 49-77  | L |
| 2/26  | #16/17 Clemson*       | (N) | 68-85  | L |

#Dial Classic, Gainesville, FL

\*Tallahassee Democrat Seminole Classic, Tallahassee, FL

\*ACC Game

\*\*ACC Tournament, Charlotte, NC

### 1998-99 (7-20, 2-14 ACC)

|       |                        |     |         |   |
|-------|------------------------|-----|---------|---|
| 11/14 | Tulsa                  | (A) | 76-67   | W |
| 11/19 | #3/2 Louisiana Tech    | (H) | 72-88   | L |
| 11/22 | Long Beach St^         | (H) | 94-64   | W |
| 11/23 | Fla International^     | (H) | 62-75   | L |
| 12/2  | #16/16 Duke*           | (A) | 72-91   | L |
| 12/5  | #9/8 N. Carolina (OT)* | (H) | 101-112 | L |
| 12/14 | South Florida          | (H) | 83-74   | W |
| 12/17 | Pepperdine             | (A) | 72-75   | L |
| 12/19 | Cal St. Fullerton      | (A) | 84-73   | W |
| 12/21 | Western Carolina       | (H) | 83-39   | W |
| 12/30 | #4/4 Georgia*          | (A) | 72-95   | L |
| 1/2   | Georgia Tech*          | (A) | 70-92   | L |
| 1/4   | NC State*              | (H) | 54-65   | L |
| 1/7   | #12/10 Clemson*        | (A) | 55-77   | L |
| 1/14  | Wake Forest*           | (H) | 80-57   | W |
| 1/17  | Maryland*              | (A) | 76-94   | L |
| 1/22  | #19/21 Virginia*       | (H) | 71-80   | L |
| 1/25  | #9/13 Duke*            | (H) | 75-92   | L |
| 1/28  | #14/10 N. Carolina*    | (A) | 76-87   | L |
| 1/31  | Georgia Tech*          | (H) | 78-86   | L |
| 2/4   | NC State*              | (A) | 59-84   | L |
| 2/7   | #17/18 Clemson*        | (H) | 67-71   | L |
| 2/11  | Florida                | (A) | 89-106  | L |
| 2/15  | Wake Forest*           | (A) | 68-80   | L |
| 2/18  | Maryland*              | (H) | 69-63   | W |
| 2/21  | #17/17 Virginia*       | (A) | 55-73   | L |
| 2/25  | #8/9 Duke**            | (N) | 57-90   | L |

\*Tallahassee Democrat Seminole Classic, Tallahassee, FL

\*ACC Game

\*\*ACC Tournament, Charlotte, NC

### 1999-00 (12-17, 4-12 ACC)

|       |                  |     |        |   |
|-------|------------------|-----|--------|---|
| 11/19 | Tulsa            | (H) | 77-70  | W |
| 11/22 | South Florida    | (A) | 74-84  | L |
| 11/26 | UT-Chattanooga^  | (H) | 69-78  | L |
| 11/27 | Oakland^         | (H) | 99-90  | W |
| 11/30 | Mercer           | (A) | 74-62  | W |
| 12/7  | Florida          | (H) | 74-82  | L |
| 12/19 | Loyola           | (A) | 102-70 | W |
| 12/21 | Chicago State    | (A) | 73-49  | W |
| 12/29 | St. John's\$     | (N) | 64-56  | W |
| 12/30 | Florida Int'l\$  | (A) | 76-55  | W |
| 1/3   | Wake Forest*     | (A) | 59-64  | L |
| 1/6   | #3/3 NC State*   | (H) | 58-62  | L |
| 1/9   | Virginia*        | (H) | 73-76  | L |
| 1/12  | Maryland*        | (A) | 67-68  | L |
| 1/16  | Georgia Tech*    | (H) | 93-64  | W |
| 1/20  | North Carolina*  | (A) | 67-77  | L |
| 1/24  | #9/9 Duke*       | (H) | 54-59  | L |
| 1/27  | Clemson*         | (H) | 61-73  | L |
| 1/30  | #11/11 Auburn    | (H) | 52-55  | L |
| 2/3   | Wake Forest*     | (H) | 76-47  | W |
| 2/6   | #11/8 NC State*  | (A) | 62-72  | L |
| 2/10  | #22/21 Virginia* | (A) | 59-74  | L |
| 2/13  | Maryland*        | (H) | 66-52  | W |
| 2/17  | Georgia Tech*    | (A) | 77-74  | W |
| 2/22  | #23 N. Carolina* | (H) | 74-78  | L |
| 2/24  | #9/8 Duke*       | (A) | 52-87  | L |
| 2/27  | Clemson*         | (A) | 58-75  | L |
| 3/4   | Maryland**       | (N) | 65-60  | W |
| 3/5   | #12/10 Duke**    | (N) | 65-92  | L |

\$Sun & Fun Classic, Miami, FL

\*Tallahassee Democrat Seminole Classic, Tallahassee, FL

\*ACC Game

\*\*ACC Tournament, Greensboro, NC

### 2000-01 (19-12, 9-7 ACC)

|       |                  |     |       |   |
|-------|------------------|-----|-------|---|
| 11/19 | UNC-Asheville    | (H) | 89-64 | W |
| 11/21 | Florida          | (A) | 65-79 | L |
| 11/25 | Chicago State^   | (H) | 85-45 | W |
| 11/26 | Virginia Tech^   | (H) | 77-57 | W |
| 11/28 | UCF              | (A) | 68-37 | W |
| 12/2  | UT-Chattanooga   | (A) | 67-72 | L |
| 12/10 | Mercer           | (H) | 69-43 | W |
| 12/17 | St. Francis (NY) | (A) | 73-65 | W |
| 12/19 | Fordham          | (A) | 73-52 | W |
| 12/28 | Coppin State     | (H) | 86-49 | W |
| 12/30 | #12/12 NC State* | (H) | 74-70 | W |
| 1/5   | Georgia Tech*    | (A) | 66-65 | L |
| 1/8   | #5/5 Duke*       | (H) | 60-73 | L |
| 1/10  | Maryland*        | (H) | 69-38 | W |
| 1/14  | Wake Forest*     | (A) | 69-79 | L |
| 1/18  | North Carolina*  | (H) | 62-75 | L |
| 1/21  | #20/20 Clemson*  | (A) | 66-79 | L |
| 1/24  | #24 Virginia*    | (H) | 60-58 | W |
| 1/29  | #24 NC State*    | (A) | 66-85 | L |
| 2/1   | #15/16 Xavier*   | (A) | 72-75 | L |
| 2/5   | Georgia Tech*    | (H) | 89-69 | W |
| 2/8   | #4/4 Duke*       | (A) | 71-69 | W |
| 2/11  | Maryland*        | (H) | 77-65 | W |
| 2/15  | Wake Forest*     | (H) | 73-61 | W |
| 2/18  | UNC (OT)*        | (A) | 80-78 | W |
| 2/22  | #22Clemson*      | (H) | 49-63 | L |
| 2/25  | Virginia*        | (A) | 65-77 | L |
| 3/3   | Virginia**       | (N) | 83-77 | L |
| 3/4   | #4/4 Duke**      | (N) | 56-72 | L |
| 3/16  | Tulane%          | (N) | 72-70 | W |
| 3/18  | #8/8 Iowa State% | (A) | 70-85 | L |

\*Tallahassee Democrat Seminole Classic, Tallahassee, FL

\*ACC Game

\*\*ACC Tournament, Greensboro, NC

%NCAA Tournament, Ames, Iowa

### 2001-02 (13-15, 4-12 ACC)

|       |                     |     |        |   |
|-------|---------------------|-----|--------|---|
| 11/18 | Saint Mary's        | (N) | 78-57  | W |
| 11/20 | Dayton              | (N) | 63-60  | W |
| 11/24 | E. Tenn State^      | (H) | 99-66  | W |
| 11/25 | Saint Joseph's^     | (H) | 72-45  | W |
| 11/29 | #19/18 Florida (OT) | (H) | 74-78  | L |
| 12/2  | Austin Peay         | (H) | 89-65  | W |
| 12/5  | Georgia Tech*       | (A) | 87-78  | W |
| 12/7  | Jacksonville        | (H) | 97-51  | W |
| 12/9  | UCF                 | (H) | 78-42  | W |
| 12/16 | #25 Auburn          | (A) | 59-71  | L |
| 12/19 | Indiana             | (A) | 62-61  | W |
| 12/21 | IUPUI               | (A) | 78-68  | W |
| 12/30 | Clemson*            | (A) | 70-74  | L |
| 1/2   | #19/18 N. Carolina* | (H) | 81-93  | L |
| 1/6   | Maryland*           | (A) | 50-62  | L |
| 1/10  | Wake Forest*        | (A) | 73-77  | L |
| 1/17  | NC State*           | (H) | 80-74  | W |
| 1/20  | Georgia Tech*       | (H) | 56-73  | L |
| 1/23  | Virginia*           | (A) | 62-66  | L |
| 1/27  | #4/6 Duke*          | (H) | 80-102 | L |
| 1/31  | Clemson*            | (H) | 43-56  | L |
| 2/4   | #24/23 N. Carolina* | (A) | 63-93  | L |
| 2/7   | Maryland*           | (H) | 60-55  | W |
| 2/9   | Wake Forest*        | (H) | 63-56  | W |
| 2/14  | NC State*           | (A) | 60-64  | L |
| 2/21  | #5/5 Duke*          | (A) | 55-88  | L |
| 2/24  | Virginia*           | (H) | 54-57  | L |
| 3/1   | #4/4 Duke**         | (N) | 66-82  | L |

\*Seminole Classic

\*ACC Game

\*\*ACC Tournament, Greensboro, NC

### 2002-03 (17-13, 8-8 ACC)

|       |                    |     |       |   |
|-------|--------------------|-----|-------|---|
| 11/22 | Alabama State^     | (H) | 89-61 | W |
| 11/23 | Georgia State^     | (H) | 73-60 | W |
| 11/26 | Florida            | (A) | 69-80 | L |
| 11/29 | Wright State       | (H) | 84-69 | W |
| 12/3  | Indiana            | (H) | 58-47 | W |
| 12/7  | South Florida      | (A) | 82-78 | W |
| 12/15 | Akron              | (A) | 75-46 | W |
| 12/18 | Jacksonville       | (A) | 71-51 | W |
| 12/21 | Northern Arizona   | (A) | 69-79 | L |
| 12/30 | #3/2 Connecticut   | (H) | 55-74 | L |
| 1/2   | Wake Forest*       | (A) | 63-61 | W |
| 1/5   | UCF                | (H) | 77-47 | W |
| 1/8   | NC State*          | (H) | 64-55 | W |
| 1/12  | #10/9 N. Carolina* | (H) | 53-74 | L |
| 1/16  | Maryland*          | (A) | 76-61 | W |
| 1/20  | Georgia Tech*      | (H) | 66-47 | W |
| 1/23  | Virginia*          | (H) | 55-46 | W |
| 1/26  | #1/1 Duke*         | (A) | 63-81 | L |
| 1/30  | Clemson*           | (A) | 59-57 | W |
| 2/2   | W. Forest (OT)*    | (H) | 62-60 | W |
| 2/9   | NC State*          | (A) | 52-57 | L |
| 2/13  | #8/7 N. Carolina*  | (A) | 56-72 | L |
| 2/16  | Maryland*          | (H) | 61-66 | L |
| 2/19  | Georgia Tech*      | (A) | 56-86 | L |
| 2/23  | Virginia*          | (A) | 54-63 | L |
| 2/27  | #2/2 Duke*         | (H) | 49-70 | L |
| 3/2   | Clemson*           | (H) | 68-59 | W |
| 3/8   | Georgia Tech**     | (N) | 59-64 | L |
| 3/20  | Florida Int'l****  | (H) | 77-51 | W |
| 3/23  | Auburn****         | (A) | 57-68 | L |

\*Seminole Classic

\*ACC Game

\*\*ACC Tournament, Greensboro, NC

\*\*\*\*WNIT

### 2003-04 (15-15, 7-9 ACC)

|       |                      |     |        |   |
|-------|----------------------|-----|--------|---|
| 11/23 | Savannah State       | (H) | 107-28 | W |
| 11/25 | #1/1 Connecticut     | (A) | 53-81  | L |
| 11/29 | UW-Milwaukee^        | (H) | 72-70  | W |
| 11/30 | Harvard^             | (H) | 96-82  | W |
| 12/02 | UCF                  | (A) | 72-59  | W |
| 12/06 | Florida              | (H) | 60-74  | L |
| 12/14 | South Florida        | (H) | 65-58  | W |
| 12/20 | #22/19 TCU#          | (N) | 68-81  | L |
| 12/21 | Fairleigh Dickinson# | (N) | 88-77  | W |
| 12/27 | #17/18 LSU\$         | (N) | 68-75  | L |
| 12/29 | Troy State           | (H) | 80-42  | W |
| 1/2   | Georgia Tech*        | (A) | 59-66  | L |
| 1/5   | #1/2 Duke*           | (A) | 66-79  | L |
| 1/8   | Clemson*             | (A) | 68-61  | W |
| 1/12  | Maryland*            | (H) | 82-77  | W |
| 1/15  | Wake Forest*         | (A) | 81-73  | W |
| 1/19  | NC State*            | (H) | 64-79  | L |
| 1/23  | Virginia (OT)*       | (H) | 80-82  | L |
| 1/25  | Georgia Tech*        | (H) | 62-73  | L |
| 2/1   | #10/10 N. Carolina*  | (A) | 60-66  | L |
| 2/4   | #2/2 Duke*           | (H) | 80-74  | W |
| 2/8   | Clemson*             | (H) | 65-50  | W |
| 2/12  | Maryland*            | (A) | 67-76  | L |
| 2/16  | Wake Forest*         | (H) | 67-54  | W |
| 2/19  | NC State*            | (A) | 55-65  | L |
| 2/22  | Virginia*            | (A) | 73-71  | W |
| 2/26  | #11/11 N. Carolina*  | (H) | 58-71  | L |
| 3/6   | Maryland***          | (N) | 47-62  | L |
| 3/17  | South Alabama***     | (A) | 67-61  | W |
| 3/21  | Richmond***          | (A) | 77-84  | L |

#Seminole Classic

#Malibu Beach Classic, Malibu, CA

\$Russell Athletic Shootout, Atlanta, GA

\*ACC Game

\*\*ACC Tournament, Greensboro, NC

\*\*\*WNIT

### 2004-05 (24-8, 9-5 ACC)

|       |                        |     |       |   |
|-------|------------------------|-----|-------|---|
| 11/19 | Xavier                 | (H) | 56-48 | W |
| 11/22 | Florida                | (A) | 72-62 | W |
| 11/26 | Eastern Kentucky^      | (H) | 70-53 | W |
| 11/27 | Miami (OH)^            | (H) | 82-56 | W |
| 12/2  | Florida A&M            | (H) | 85-66 | W |
| 12/12 | New Orleans            | (A) | 62-44 | W |
| 12/15 | Florida Atlantic       | (H) | 65-40 | W |
| 12/18 | UT-Arlington           | (H) | 72-70 | W |
| 12/20 | Fordham#               | (N) | 65-51 | W |
| 12/21 | Towson#                | (N) | 67-56 | W |
| 12/22 | UNC-Charlotte#         | (N) | 83-72 | W |
| 12/28 | Louisville\$           | (N) | 69-54 | W |
| 12/29 | Montana\$              | (A) | 49-60 | L |
| 12/31 | Colgate                | (H) | 64-43 | W |
| 1/6   | Georgia Tech*          | (H) | 58-59 | W |
| 1/9   | Miami*                 | (H) | 65-56 | W |
| 1/13  | Clemson*               | (A) | 68-57 | W |
| 1/16  | #15/17 Maryland (OT)*  | (H) | 95-91 | W |
| 1/20  | #9/6 N. Carolina (OT)* | (H) | 79-73 | W |
| 1/24  | #23/ Va Tech (2OT)*    | (A) | 81-78 | W |
| 1/27  | Miami*                 | (A) | 57-62 | L |
| 1/31  | Virginia*              | (H) | 62-77 | L |
| 2/3   | Lipscomb               | (A) | 73-49 | W |
| 2/6   | #3/4 Duke*             | (A) | 64-75 | L |
| 2/9   | Clemson*               | (H) | 82-61 | W |
| 2/13  | Wake Forest*           | (A) | 71-69 | W |
| 2/17  | #24/24 NC State*       | (A) | 43-71 | L |
| 2/19  | Va Tech (3OT)*         | (H) | 94-83 | W |
| 2/27  | Georgia Tech*          | (A) | 51-49 | W |
| 3/5   | Virginia** (OT)        | (N) | 67-71 | L |
| 3/20  | Richmond%              | (N) | 87-54 |   |



# YEAR-BY-YEAR RESULTS

## 2008-09 (26-8, 12-2 ACC)

|       |                       |     |       |   |
|-------|-----------------------|-----|-------|---|
| 11/16 | Florida Gulf Coast    | (H) | 81-62 | W |
| 11/18 | North Florida         | (A) | 60-49 | W |
| 11/20 | College of Charleston | (H) | 70-57 | W |
| 11/23 | Florida               | (H) | 57-72 | L |
| 11/25 | Southeast Missouri    | (H) | 62-31 | W |
| 11/28 | Murray State#         | (N) | 85-50 | W |
| 11/29 | Valparaiso*           | (N) | 74-80 | L |
| 12/3  | Penn State            | (H) | 73-60 | W |
| 12/7  | Temple                | (A) | 86-67 | W |
| 12/14 | Mercer                | (H) | 74-54 | W |
| 12/18 | Northern Colorado*    | (N) | 75-32 | W |
| 12/19 | Washington&           | (N) | 60-62 | L |
| 12/21 | #11/1 Connecticut*    | (N) | 71-83 | L |
| 12/28 | LSU                   | (A) | 61-57 | W |
| 12/31 | UCF                   | (H) | 82-70 | W |
| 1/5   | #3/3 Texas A&M        | (H) | 60-53 | W |
| 1/8   | Virginia Tech*        | (A) | 67-63 | W |
| 1/11  | Clemson*              | (H) | 80-54 | W |
| 1/15  | NC State*             | (A) | 64-59 | W |
| 1/18  | #25 Georgia Tech*     | (H) | 59-49 | W |
| 1/23  | #16/14 Virginia*      | (A) | 80-75 | W |
| 1/29  | #3/7 Duke (OT)*       | (H) | 82-75 | W |
| 2/2   | #13/9 Maryland*       | (H) | 72-71 | L |
| 2/5   | Boston College*       | (A) | 64-53 | W |
| 2/8   | Miami*                | (A) | 75-59 | W |
| 2/13  | #8/7 N. Carolina*     | (H) | 77-70 | W |
| 2/19  | Clemson*              | (A) | 75-58 | W |
| 2/22  | Miami*                | (H) | 59-58 | W |
| 2/24  | #22/19 Virginia*      | (H) | 63-68 | L |
| 3/1   | Wake Forest*          | (A) | 58-47 | W |
| 3/6   | Boston College**      | (N) | 83-71 | W |
| 3/7   | #8/10 Duke**          | (N) | 57-75 | L |
| 3/21  | North Carolina A&T%   | (N) | 83-71 | W |
| 3/23  | #19/ Arizona State%   | (N) | 58-63 | L |

#Colorado State Rocky Mountain Invitational (Fort Collins, Colo.)

&Caribbean Classic (Cancun, Mexico)

\*ACC Games

\*\*ACC Tournament (Greensboro, NC)

\*NCAA Tournament (Duluth, Ga.)

## 2009-10 (29-6, 12-2 ACC)

|       |                         |     |        |   |
|-------|-------------------------|-----|--------|---|
| 11/13 | North Florida           | (H) | 79-50  | W |
| 11/17 | Florida                 | (A) | 66-62  | W |
| 11/20 | Stetson                 | (H) | 101-35 | W |
| 11/22 | Georgia State           | (A) | 66-53  | W |
| 11/27 | Auburn                  | (H) | 82-67  | W |
| 11/29 | Missouri                | (H) | 73-66  | W |
| 12/3  | Indiana                 | (A) | 78-50  | W |
| 12/6  | Alcorn State            | (H) | 78-50  | W |
| 12/16 | UCF                     | (A) | 70-58  | W |
| 12/19 | UTSA#                   | (N) | 65-60  | L |
| 12/20 | DePaul#                 | (N) | 60-75  | L |
| 12/21 | Hawaii#                 | (N) | 83-39  | W |
| 12/28 | #1/1 Connecticut        | (H) | 59-78  | L |
| 12/30 | Western Carolina        | (H) | 80-47  | W |
| 1/3   | Temple                  | (H) | 77-64  | W |
| 1/7   | #19/#19 Virginia*       | (H) | 68-50  | W |
| 1/10  | Miami*                  | (A) | 70-78  | L |
| 1/14  | Clemson*                | (A) | 80-50  | W |
| 1/17  | NC State*               | (H) | 74-71  | W |
| 1/21  | Harvard                 | (H) | 96-52  | W |
| 1/24  | Boston College*         | (H) | 85-64  | W |
| 1/29  | #7/#7 Duke*             | (A) | 43-73  | L |
| 2/1   | #13/#15 North Carolina* | (A) | 83-73  | W |
| 2/7   | Wake Forest*            | (H) | 83-38  | W |
| 2/11  | Clemson*                | (H) | 67-50  | W |
| 2/15  | Georgia Tech*           | (A) | 69-59  | W |
| 2/18  | Virginia Tech*          | (H) | 78-68  | W |
| 2/22  | #18/#18 Virginia*       | (A) | 59-58  | W |
| 2/25  | Miami*                  | (H) | 87-62  | W |
| 2/28  | Maryland*               | (A) | 94-61  | W |
| 3/5   | Boston College**        | (N) | 60-67  | L |
| 3/20  | Louisiana Tech!         | (N) | 75-61  | W |
| 3/22  | St. John's (OT)!        | (N) | 66-65  | W |
| 3/28  | Mississippi State!      | (N) | 74-71  | W |
| 3/30  | #1/#1 Connecticut%      | (N) | 50-90  | L |

# Duel in the Desert (Las Vegas, Nev.)

\*ACC Games

\*\*ACC Tournament (Greensboro, NC)

INCAA Tournament 1st and 2nd Rounds (Tallahassee, Fla.)

\*NCAA Tournament (Dayton, Ohio)

## 2010-11 (24-8, 11-3 ACC)

|       |                    |     |       |   |
|-------|--------------------|-----|-------|---|
| 11/12 | Alabama State      | (H) | 89-39 | W |
| 11/15 | Auburn             | (A) | 67-61 | W |
| 11/18 | Colorado State     | (H) | 63-52 | W |
| 11/21 | Vanderbilt         | (H) | 72-66 | W |
| 11/26 | Alabama#           | (N) | 68-61 | W |
| 11/27 | Arizona State#     | (N) | 65-55 | W |
| 12/1  | #25 Michigan State | (H) | 64-72 | L |
| 12/4  | Western Carolina   | (N) | 68-48 | W |
| 12/12 | Jacksonville State | (H) | 87-39 | W |
| 12/15 | UCF                | (H) | 69-51 | W |
| 12/18 | Yale               | (A) | 85-91 | L |
| 12/21 | #1/1 Connecticut   | (A) | 62-93 | L |
| 12/28 | Florida            | (H) | 74-72 | W |
| 12/30 | Stetson            | (H) | 92-44 | W |
| 1/2   | Missouri           | (A) | 75-43 | W |
| 1/6   | Virginia Tech*     | (A) | 79-48 | W |
| 1/9   | Virginia*          | (H) | 61-51 | W |
| 1/14  | #3/3 Duke*         | (H) | 70-87 | L |
| 1/20  | Clemson*           | (A) | 83-73 | W |
| 1/24  | #22/17 Miami*      | (H) | 66-59 | W |

|      |                         |     |        |   |
|------|-------------------------|-----|--------|---|
| 1/27 | Boston College*         | (A) | 102-93 | W |
| 1/30 | NC State*               | (A) | 76-69  | W |
| 2/2  | #12/15 North Carolina*  | (H) | 75-84  | L |
| 2/7  | Virginia*               | (A) | 78-74  | W |
| 2/11 | Georgia Tech*           | (H) | 73-60  | W |
| 2/17 | Wake Forest*            | (A) | 82-79  | W |
| 2/20 | #17/6 Maryland*         | (H) | 72-66  | W |
| 2/24 | #14/12 Miami*           | (A) | 68-84  | L |
| 2/27 | Clemson*                | (H) | 67-50  | W |
| 3/4  | #19/19 North Carolina** | (N) | 65-78  | L |
| 3/20 | Samford%                | (N) | 76-46  | W |
| 3/22 | Georgia%                | (N) | 59-61  | L |

# Junkanoo Jam (Grand Bahama Island, Bahamas)

\*ACC Games

\*\*ACC Tournament (Greensboro, N.C.)

%NCAA Tournament 1st and 2nd Rounds (Auburn, Ala.)

## 2011-12 (14-17, 6-10 ACC)

|                                 |                   |       |       |   |
|---------------------------------|-------------------|-------|-------|---|
| 11/11                           | USF (1)           | (N)   | 62-49 | W |
| 11/12                           | Minnesota (1)     | (N)   | 68-56 | W |
| 11/13                           | Arkansas (1)      | (N)   | 52-55 | L |
| 11/17                           | Florida           | (A)   | 58-72 | L |
| 11/21                           | Georgia State     | (H)   | 94-74 | W |
| 11/25                           | #11/12 Louisville | (H)   | 76-85 | L |
| 11/27                           | Nebraska          | (H)   | 63-66 | L |
| 11/30#17/18 Ohio State (OT) (2) | (A)               | 75-78 | L     |   |
| 12/4                            | Charlotte         | (H)   | 64-62 | W |
| 12/10                           | Akron             | (A)   | 90-64 | W |
| 12/19                           | Alabama A&M       | (H)   | 86-41 | W |
| 12/22                           | #25/23 Vanderbilt | (A)   | 59-64 | L |
| 12/28                           | Yale              | (H)   | 92-58 | W |
| 12/30                           | UCF               | (A)   | 60-47 | W |
| 1/2                             | #5/5 Maryland*    | (H)   | 70-91 | L |
| 1/5                             | Clemson*          | (H)   | 59-47 | W |
| 1/8                             | Virginia Tech*    | (A)   | 75-40 | W |
| 1/13                            | #7/6 Duke*        | (A)   | 66-73 | L |
| 1/15                            | #13/11 Miami*     | (H)   | 57-60 | L |
| 1/19                            | Boston College*   | (A)   | 68-59 | W |
| 1/22                            | Georgia Tech*     | (H)   | 55-79 | L |
| 1/27                            | NC State*         | (A)   | 67-64 | W |
| 1/29                            | Virginia*         | (A)   | 52-62 | L |
| 2/5                             | Virginia Tech*    | (H)   | 78-60 | W |
| 2/9                             | Wake Forest*      | (A)   | 55-65 | L |
| 2/12                            | #5/5 Duke*        | (H)   | 57-67 | L |
| 2/15                            | North Carolina*   | (H)   | 66-71 | L |
| 2/19                            | #6/6 Miami*       | (A)   | 60-67 | L |
| 2/23                            | Clemson*          | (A)   | 74-52 | W |
| 2/26                            | Virginia*         | (H)   | 57-66 | L |
| 3/1                             | NC State**        | (N)   | 71-74 | L |

1 WBI Tipoff Classic (Daytona Beach, Fla.)

2 Big Ten/ACC Challenge

\*ACC Games

\*\*ACC Tournament (Greensboro, N.C.)

## 2012-13 (23-10, 11-7 ACC)

|       |                      |     |       |   |
|-------|----------------------|-----|-------|---|
| 11/11 | Samford              | (H) | 77-42 | W |
| 11/15 | Florida              | (H) | 98-67 | W |
| 11/18 | Stetson              | (H) | 77-44 | W |
| 11/23 | Eastern Kentucky (1) | (N) | 90-51 | W |
| 11/24 | #17 Vanderbilt (1)   | (N) | 73-59 | W |
| 11/28 | Iowa (2)             | (H) | 83-69 | W |
| 12/2  | Charlotte            | (A) | 70-54 | W |
| 12/8  | #22 Nebraska         | (H) | 77-78 | L |
| 12/15 | Grambling State      | (H) | 96-60 | W |
| 12/19 | Mercer               | (H) | 94-42 | W |
| 12/22 | UNC Greensboro       | (A) | 93-63 | W |
| 12/30 | Boston College*      | (H) | 76-70 | W |
| 1/3   | Georgia Tech*        | (A) | 85-78 | W |
| 1/6   | #8 Maryland*         | (A) | 64-71 | L |
| 1/10  | Wake Forest*         | (H) | 72-80 | L |
| 1/13  | #24 Miami*           | (H) | 86-55 | W |
| 1/17  | Boston College*      | (A) | 67-57 | W |
| 1/20  | NC State*            | (A) | 82-74 | W |
| 1/25  | Georgia Tech*        | (H) | 76-71 | W |
| 1/27  | Virginia Tech*       | (H) | 70-56 | W |
| 1/31  | #11 North Carolina*  | (A) | 62-72 | L |
| 2/3   | Clemson*             | (H) | 83-61 | W |
| 2/10  | Miami*               | (A) | 93-78 | W |
| 2/14  | NC State*            | (H) | 69-76 | L |
| 2/17  | #14 North Carolina*  | (H) | 80-73 | W |
| 2/22  | #4 Duke*             | (A) | 50-61 | L |
| 2/24  | Virginia Tech*       | (A) | 52-71 | L |
| 2/28  | #9 Maryland*         | (H) | 72-71 | W |
| 3/3   | Virginia*            | (A) | 60-72 | L |
| 3/8   | Miami**              | (N) | 70-58 | W |
| 3/9   | #6 Duke**            | (N) | 66-72 | L |
| 3/24  | Princeton!           | (N) | 60-44 | W |
| 3/26  | #1 Baylor!           | (N) | 47-85 | L |

1 San Juan Shootout (San Juan, Puerto Rico)

2 Big Ten/ACC Challenge

\*ACC Games

\*\*ACC Tournament (Greensboro, N.C.)

INCAA Tournament 1st and 2nd Rounds (Waco, Texas)

## 2013-14 (21-12, 7-9 ACC)

|       |                        |     |       |   |
|-------|------------------------|-----|-------|---|
| 11/8  | UNC Greensboro         | (H) | 93-59 | W |
| 11/13 | Cincinnati             | (A) | 63-58 | W |
| 11/17 | Prairie View A&M       | (H) | 88-37 | W |
| 11/21 | Florida                | (A) | 76-68 | W |
| 11/24 | #4/3 Louisville        | (A) | 59-69 | L |
| 11/29 | Stetson                | (H) | 79-49 | W |
| 12/1  | Miami-Ohio             | (A) | 71-62 | W |
| 12/4  | RV/25 Michigan State   | (H) | 60-58 | W |
| 12/8  | Jacksonville           | (H) | 71-33 | W |
| 12/16 | North Florida          | (H) | 61-42 | W |
| 12/20 | Pacific                | (N) | 73-66 | W |
| 12/21 | Long Beach State       | (A) | 72-57 | W |
| 12/28 | UT Martin              | (H) | 76-53 | W |
| 1/2   | Pittsburgh*            | (A) | 78-69 | W |
| 1/9   | Miami*                 | (A) | 68-63 | W |
| 1/12  | #13/12 North Carolina* | (H) | 61-65 | L |
| 1/16  | #20/21 NC State*       | (A) | 57-80 | L |
| 1/19  | Virginia*              | (A) | 68-85 | L |
| 1/23  | #3/3 Duke*             | (H) | 77-85 | L |
| 1/26  | Virginia Tech*         | (H) | 70-54 | W |
| 2/2   | Wake Forest*           | (A) | 54-78 | L |
| 2/6   | #2/2 Notre Dame*       | (H) | 60-81 | L |
| 2/9   | Boston College*        | (H) | 72-55 | W |
| 2/13  | Syracuse*              | (A) | 83-59 | W |
| 2/16  | Miami*                 | (H) | 73-76 | L |
| 2/20  | #8/9 Maryland*         | (A) | 77-87 | L |
| 2/23  | Clemson*               | (A) | 59-43 | W |
| 2/27  | Georgia Tech*          | (H) | 78-86 | L |
| 3/2   | Virginia*              | (H) | 82-70 | W |
| 3/6   | Miami**                | (N) | 72-67 | W |
| 3/7   | Notre Dame**           | (N) | 57-83 | L |
| 3/22  | Iowa State!            | (A) | 55-44 | W |
| 3/24  | Stanford!              | (N) | 44-63 | L |

\*ACC Games

\*\*ACC Tournament (Greensboro, N.C.)

INCAA Tournament 1st and 2nd Rounds (Ames, Iowa)

## 2014-15 (32-5, 14-2 ACC)

|       |                        |     |        |   |
|-------|------------------------|-----|--------|---|
| 11/14 | UAB                    | (H) | 92-62  | W |
| 11/18 | Bethune-Cookman        | (H) | 103-34 | W |
| 11/21 | Eastern Illinois (1)   | (N) | 91-55  | W |
| 11/23 | Massachusetts (1)      | (N) | 73-47  | W |
| 11/27 | Washington (2)         | (N) | 68-80  | L |
| 11/28 | Furman (2)             | (N) | 94-63  | W |
| 11/29 | Hartford (2)           | (N) | 69-59  | W |
| 12/3  | Purdue (3)             | (A) | 67-64  | W |
| 12/7  | Florida                | (H) | 77-51  | W |
| 12/14 | Temple                 | (A) | 66-62  | W |
| 12/16 | North Florida          | (H) | 79-58  | W |
| 12/19 | Savannah State         | (H) | 97-51  | W |
| 12/22 | Tulane                 | (A) | 65-54  | W |
| 12/29 | Jacksonville           | (H) | 73-46  | W |
| 1/2   | #4/4 Notre Dame*       | (A) | 68-74  | L |
| 1/8   | Clemson*               | (A) | 82-52  | W |
| 1/11  | #13/12 Duke*           | (H) | 74-58  | W |
| 1/15  | Pitt*                  | (H) | 58-43  | W |
| 1/18  | Virginia Tech*         | (A) | 59-44  | W |
| 1/22  | #4/4 Louisville*       | (H) | 68-63  | W |
| 1/25  | Wake Forest*           | (H) | 110-80 | W |
| 1/30  | Georgia Tech*          | (A) | 82-62  | W |
| 2/2   | #23/22 Syracuse*       | (H) | 62-52  | W |
| 2/8   | Miami*                 | (H) | 80-60  | W |
| 2/12  | #17/14 North Carolina* | (A) | 63-71  | L |
| 2/15  | Virginia*              | (A) | 65-56  | W |
| 2/19  | Clemson*               | (H) | 81-38  | W |
| 2/22  | Boston College*        | (A) | 86-68  | W |
| 2/26  | NC State*              | (H) | 72-52  | W |
| 3/1   | at Miami*              | (A) | 69-55  | W |
| 3/6   | Virginia Tech**        | (N) | 82-43  | W |
| 3/7   | #10/10 Louisville**    | (N) | 66-51  | W |
| 3/8   | #2/2 Notre Dame**      | (N) | 58-71  | L |
| 3/21  | Alabama State!         | (H) | 91-49  | W |
| 3/23  | #20/21 FGCU!           | (H) | 65-47  | W |
| 3/27  | #9/9 Arizona State!!   | (N) | 66-65  | W |
| 3/29  | #3/4 South Carolina!!  | (N) | 74-80  | L |

1 North Texas Tournament (Denton, Texas)

2 Cancun Challenge (Riviera Maya, Mexico)

3 Big Ten/ACC Challenge

\*ACC Games

\*\*ACC Tournament (Greensboro, N.C.)

INCAA Tournament 1st and 2nd Rounds (Tallahassee, Fla.)

!! NCAA Tournament Sweet 16 & Elite Eight (Greensboro, N.C.)

## 2015-16 (25-8, 13-3 ACC)

|       |         |     |       |   |
|-------|---------|-----|-------|---|
| 11/16 | Florida | (A) | 72-82 | L |
| 11/19 | Tulane  | (H) | 78-72 | W |
| 11/22 | UAB     | (H) | 84-44 | W |
| 11/24 | UNF     | (H) | 80-28 |   |

# YEAR-BY-YEAR RESULTS

## 2018-19 (24-9, 10-6 ACC)

|       |                  |     |        |   |
|-------|------------------|-----|--------|---|
| 11/6  | Troy             | (H) | 103-67 | W |
| 11/9  | UNF              | (H) | 74-53  | W |
| 11/11 | Florida          | (H) | 63-56  | W |
| 11/15 | Jacksonville     | (H) | 79-46  | W |
| 11/18 | LSU              | (H) | 45-58  | L |
| 11/23 | Eastern Kentucky | (A) | 62-45  | W |
| 11/24 | #12/14 Iowa      | (A) | 71-67  | W |
| 11/29 | Penn State       | (H) | 87-58  | W |
| 12/5  | Mercer           | (A) | 57-56  | W |
| 12/9  | St. John's       | (A) | 57-53  | W |
| 12/16 | Creighton        | (H) | 71-52  | W |
| 12/20 | Milwaukee        | (A) | 87-62  | W |
| 12/29 | Georgia State    | (H) | 79-43  | W |
| 1/3   | Virginia*        | (A) | 63-61  | W |
| 1/6   | North Carolina*  | (A) | 64-63  | W |
| 1/13  | Clemson*         | (H) | 45-57  | L |
| 1/17  | Boston College*  | (A) | 91-71  | W |
| 1/20  | Duke*            | (H) | 66-62  | W |
| 1/24  | #4/4 Louisville* | (H) | 49-68  | L |
| 1/27  | Virginia Tech*   | (A) | 56-54  | W |
| 1/31  | RV/#23 Miami*    | (H) | 62-58  | W |
| 2/3   | Wake Forest*     | (H) | 85-61  | W |
| 2/7   | NC State*        | (H) | 75-70  | W |
| 2/10  | #4/4 Notre Dame* | (A) | 70-97  | L |
| 2/14  | Clemson*         | (A) | 68-73  | L |
| 2/17  | Pittsburgh*      | (H) | 78-46  | W |
| 2/24  | Miami*           | (A) | 54-64  | L |
| 2/28  | Syracuse*        | (H) | 88-94  | L |
| 3/3   | Georgia Tech*    | (A) | 64-55  | W |
| 3/7   | Duke**           | (N) | 51-41  | W |
| 3/8   | NC State**       | (N) | 62-69  | L |
| 3/22  | Bucknell!        | (N) | 70-67  | W |
| 3/24  | South Carolina!  | (N) | 64-72  | L |

1 Big Ten/ACC Challenge

\*ACC Games

\*\*ACC Tournament (Greensboro, NC)

INCAA Tournament 1st and 2nd Rounds (Halton Arena/Charlott, NC)

## 2019-20 (24-8, 11-7 ACC)

|           |                            |     |       |   |
|-----------|----------------------------|-----|-------|---|
| 11/5      | Charleston Southern        | (H) | 88-36 | W |
| 11/9      | LSU                        | (A) | 70-62 | W |
| 11/13     | Jacksonville               | (H) | 75-41 | W |
| 11/17     | Samford                    | (H) | 88-59 | W |
| 11/23     | Illinois-Chicago           | (A) | 86-42 | W |
| 11/26     | Florida                    | (A) | 66-55 | W |
| 12/1      | #6/7 Texas A&M             | (N) | 80-58 | W |
| 12/5      | #19/21 Michigan State (1)  | (H) | 78-68 | W |
| 12/8      | Clemson*                   | (A) | 81-64 | W |
| 12/15     | St. John's                 | (H) | 74-70 | W |
| 12/18     | North Florida              | (H) | 70-41 | W |
| 12/22     | #24/22 Michigan            | (N) | 79-69 | W |
| 12/29     | Virginia Tech*             | (H) | 86-62 | W |
| 1/2       | Syracuse*                  | (A) | 89-90 | L |
| 1/5       | #23/RV Miami*              | (A) | 73-62 | W |
| 1/9       | Georgia Tech*              | (H) | 52-67 | L |
| 1/12      | North Carolina*            | (H) | 78-64 | W |
| 1/16      | #9/9 North Carolina State* | (A) | 51-68 | L |
| 1/23      | Wake Forest*               | (A) | 70-65 | W |
| 1/26      | Miami*                     | (H) | 79-61 | W |
| 1/30      | Boston College*            | (H) | 56-65 | L |
| 2/1       | Pittsburgh*                | (A) | 66-41 | W |
| 2/6       | #5/4 Louisville*           | (A) | 67-59 | W |
| 2/9       | Virginia*                  | (H) | 63-55 | W |
| 2/16      | Duke*                      | (A) | 64-66 | L |
| 2/20      | Wake Forest*               | (H) | 78-67 | W |
| 2/23      | Georgia Tech*              | (A) | 62-65 | L |
| 2/27      | Clemson*                   | (H) | 81-54 | W |
| 3/1       | Notre Dame*                | (H) | 67-70 | L |
| 3/6       | Wake Forest**              | (N) | 76-47 | W |
| 3/7       | #4/5 Louisville**          | (N) | 62-60 | W |
| 3/8#10/11 | North Carolina State**     | (N) | 66-71 | W |

1 Big Ten/ACC Challenge

\*ACC Games

\*\*ACC Tournament (Greensboro, NC)

## 2020-21 ROSTER

### 2020-21 NUMERICAL ROSTER

| No. | NAME               | Pos. | Ht.  | Cl.  | HOMETOWN                     | PREVIOUS SCHOOL         |
|-----|--------------------|------|------|------|------------------------------|-------------------------|
| 0   | BIANCA JACKSON     | G    | 5-11 | RJR. | MONTGOMERY, ALA.             | SOUTH CAROLINA          |
| 1   | RIVER BALDWIN      | C    | 6-5  | So.  | ANDALUSIA, ALA.              | PLEASANT HOME HIGH      |
| 2   | SAMMIE PUISIS      | G    | 6-1  | So.  | MASON, OHIO                  | WILLIAM MASON HIGH      |
| 3   | SAYAWNI LASSITER   | G    | 5-10 | RJR. | DORCHESTER, MASS.            | NEWTON NORTH HIGH       |
| 4   | AMAYA BROWN        | G    | 5-11 | Jr.  | ALBUQUERQUE, N.M.            | CIBOLA HIGH             |
| 5   | SARA BEJEDI        | G    | 5-7  | So.  | HELSINKI, FINLAND            | ARIZONA STATE           |
| 10  | KOURTNEY WEBER     | G    | 5-10 | Jr.  | NEW ORLEANS, LA.             | URSULINE ACADEMY        |
| 12  | SAVANNAH WILKINSON | F    | 6-0  | RJR. | LONDON, ENGLAND              | BARKING ABBEY           |
| 14  | ERIN HOWARD        | F    | 6-1  | Jr.  | MADISON, WIS.                | AUBURN                  |
| 23  | TIANA ENGLAND      | G    | 5-7  | Gr.  | STAMFORD, CONN.              | ST. JOHN'S              |
| 24  | MORGAN JONES       | G    | 6-2  | Jr.  | JONESBORO, GA.               | OUR LADY OF MERCY HIGH  |
| 32  | VALENCIA MYERS     | F    | 6-3  | Jr.  | SOLON, OHIO                  | SOLON HIGH              |
| 33  | IZABELA NICOLETTI  | G    | 5-10 | RSO. | AMERICANA, SAO PAULO, BRAZIL | NEUSE CHRISTIAN ACADEMY |

### 2020-21 ALPHABETICAL ROSTER

| No. | NAME               | Pos. | Ht.  | Cl.  | HOMETOWN                     | PREVIOUS SCHOOL         |
|-----|--------------------|------|------|------|------------------------------|-------------------------|
| 1   | RIVER BALDWIN      | C    | 6-5  | So.  | ANDALUSIA, ALA.              | PLEASANT HOME HIGH      |
| 5   | SARA BEJEDI        | G    | 5-7  | So.  | HELSINKI, FINLAND            | ARIZONA STATE           |
| 4   | AMAYA BROWN        | G    | 5-11 | Jr.  | ALBUQUERQUE, N.M.            | CIBOLA HIGH             |
| 23  | TIANA ENGLAND      | G    | 5-7  | Gr.  | STAMFORD, CONN.              | ST. JOHN'S              |
| 14  | ERIN HOWARD        | F    | 6-1  | Jr.  | MADISON, WIS.                | AUBURN                  |
| 0   | BIANCA JACKSON     | G    | 5-11 | RJR. | MONTGOMERY, ALA.             | SOUTH CAROLINA          |
| 24  | MORGAN JONES       | G    | 6-2  | Jr.  | JONESBORO, GA.               | OUR LADY OF MERCY HIGH  |
| 3   | SAYAWNI LASSITER   | G    | 5-10 | RJR. | DORCHESTER, MASS.            | NEWTON NORTH HIGH       |
| 32  | VALENCIA MYERS     | F    | 6-3  | Jr.  | SOLON, OHIO                  | SOLON HIGH              |
| 33  | IZABELA NICOLETTI  | G    | 5-10 | RSO. | AMERICANA, SAO PAULO, BRAZIL | NEUSE CHRISTIAN ACADEMY |
| 2   | SAMMIE PUISIS      | G    | 6-1  | So.  | MASON, OHIO                  | WILLIAM MASON HIGH      |
| 10  | KOURTNEY WEBER     | G    | 5-10 | Jr.  | NEW ORLEANS, LA.             | URSULINE ACADEMY        |
| 12  | SAVANNAH WILKINSON | F    | 6-0  | RJR. | LONDON, ENGLAND              | BARKING ABBEY           |

**INTERIM HEAD COACH: BROOKE WYCKOFF (10TH SEASON OVERALL, 1ST AS HEAD COACH)**

**ASSOCIATE HEAD COACH: JOY MCCORVEY (3RD SEASON)**

**ASSISTANT COACH: MORGAN TOLES (1ST SEASON)**

**ASSISTANT COACH/VIDEO COORDINATOR: ADAM SURGUINE (2ND SEASON)**

**DIRECTOR OF PLAYER DEVELOPMENT: WILL COWEN (3RD SEASON)**

**DIRECTOR OF BASKETBALL OPERATIONS: MELISSA BRUNER (15TH SEASON)**

**DIRECTOR OF RECRUITING OPERATIONS: BECCA MOORE (3RD SEASON)**

**ATHLETIC TRAINER: BRIA ADAMS (1ST SEASON)**

#### PRONUNCIATIONS:

AMAYA: UH-MY-UH

BEJEDI: BUH-JEH-DEE

NICOLETTI: NICK-OH-LET-T

PUISIS: PWEE-SIS

SAYAWNI: SAY-AW-KNEE

SEMRAU: RHYMES WITH "WOW"

SURGUINE: SIR-GUY-N

WYCKOFF: WHY-COUGH

# 2020-21 PHOTO ROSTER



**0**

**BIANCA JACKSON**  
G, 5-11, R-JR.  
Montgomery, Ala.  
Brewbaker Tech Magnet



**1**

**RIVER BALDWIN**  
C, 6-5, SO.  
Andalusia, Ala.  
Pleasant Home High



**2**

**SAMMIE PUISIS**  
G, 6-1, SO.  
Mason, Ohio  
William Mason High



**3**

**SAYAWNI LASSITER**  
G, 5-10, R-JR.  
Dorchester, Mass.  
Newton North High



**4**

**AMAYA BROWN**  
G, 5-11, JR.  
Albuquerque, N.M.  
Cibola High



**5**

**SARA BEJEDI**  
G, 5-7, SO.  
Helsinki, Finland  
Arizona State



**10**

**KOURTNEY WEBER**  
G, 5-10, JR.  
New Orleans, La.  
Ursuline Academy



**12**

**SAVANNAH WILKINSON**  
F, 6-0, R-JR.  
London, England  
Barking Abbey Academy



**14**

**ERIN HOWARD**  
F, 6-1, JR.  
Madison, Wis.  
Auburn



**23**

**TIANA ENGLAND**  
G, 5-7, GR.  
Stamford, Conn.  
St. John's



**24**

**MORGAN JONES**  
G, 6-2, JR.  
Jonesboro, Ga.  
Our Lady of Mercy High



**32**

**VALENCIA MYERS**  
F, 6-3, JR.  
Solon, Ohio  
Solon High



**33**

**IZABELA NICOLETTI**  
G, 5-10, R-SO.  
Americana, Sao Paulo, Brazil  
Neuse Christian Academy



**BROOKE WYCKOFF**  
INTERIM HEAD COACH



**JOY MCCORVEY**  
ASSOCIATE HEAD COACH



**MORGAN TOLES**  
ASSISTANT COACH



**ADAM SURGUINE**  
ASSISTANT COACH/VIDEO  
COORDINATOR