

TOUGHER TOGETHER



FLORIDA STATE
2019-20 WOMEN'S BASKETBALL

TABLE OF CONTENTS

1	Table of Contents
2	2019-20 Roster
3	2019-20 Quick Facts
4	What You Need To Know
5	2019-20 Storylines
6	2018-19 Accomplishments
7	Elite Eight History
8	22 Years of Coach Sue
9	The Rise of Natasha Howard
10-11	ProffesioNOLES
12	Florida State Women's Basketball Milestones

PLAYERS

14-15	Kiah Gillespie
16-17	Nicki Ekhomu
18-19	Nausia Woolfolk
20	Savannah Wilkinson
21	Sayawni Lassiter
22	Bianca Jackson
23	Amaya Brown
24	Morgan Jones
25	Valencia Myers
26	Izabela Nicoletti
27	Kourtney Weber
28	River Baldwin
29	London Clarkson
30	Sammie Puisis

COACHES

32-34	Head Coach Sue Semrau
35	Semrau vs. All Opponents
36-37	Associate Head Coach Brooke Wyckoff
38	Assistant Coach Joy McCorvey
39	Assistant Coach JC Carter
40	Director of Player Development Will Cowen
41	Director of Operations Melissa Bruner
42	Support Staff

ADMINISTRATION	
44-48	President John Thrasher/Board of Trustees/ University and Athletics Administration

HISTORY

50-51	In Memory
52-53	Hall of Famers
54	Retired Jerseys
55	All-Americans
56	USA National Teams
57	Conference Awards
58	Academic Honors
59	All-Time Letterwinners
60	All-Time Jersey Numbers
61-62	NCAA Postseason History
63-64	Metro Conference/ACC History
65-66	FSU vs. ranked opponents (AP and USA TODAY)
67-69	Game Records
70-71	Season Records
72-73	Career Records
74	FSU Team Records
75	Miscellaneous Records
76-77	Year-By-Year Leaders
78	Coaching Records
79-83	Series Records
84-87	Year-By-Year Results
88	Radio/TV Information
88	2019-20 Photo Roster



MEDIA GUIDE CREDITS

The 2019-20 Florida State Women's Basketball Media Guide is a publication of the FSU Sports Information Office. Written and edited by Steve Stone, with editing and research assistance by the FSU Sports Information office. Covers and page template designed by Grant Hawkins Design. Page layout designed by Grant Hawkins Design. Featured Photographers: Ryals Lee, Mike Olivella, Larry Novey, Ross Obley, Jeremy Esbrandt, Perrone Ford, FSU Photo Lab: Michelle Edmunds and Bill Lax, NBA Photos, Steve Musco, John Neiser, Chad Morris, David Barfield, Josh Lawhorn USA Basketball, Dennis Hubbard, Ron Sachs Media Group, FIBA Basketball, New York Liberty and USA TODAY Sports Images.

2019-20 TEAM PHOTO



From Left to Right (front row): Amaya Brown, Bianca Jackson, Sammie Puisis, London Clarkson, Valencia Myers, Nicki Ekhomu, Kiah Gillespie, Nausia Woolfolk, River Baldwin, Savannah Wilkinson, Morgan Jones, Kourtney Weber, Izabela Nicoletti, Sayawni Lassiter

Left to Right (back row): Director of Recruiting Operations Becca Moore, Director of Operations Melissa Bruner, Director of Player Development Will Cowen, Associate Head Coach Brooke Wyckoff, Assistant Coach Joy McCorvey, Head Coach Sue Semrau, Assistant Coach JC Carter, Graduate Assistant Nicholas Kjaerholt, Graduate Assistant Jillian Dunston, Associate Director of Sports Medicine Emily Hutcherson, Strength and Conditioning Coach Dave Plettli

2019-20 ROSTER

NUMERICAL ROSTER

No.	Name	Pos.	Ht.	Cl.	Hometown	Previous School
0	Bianca Jackson	G	5-11	RSo.	Montgomery, Ala.	South Carolina
1	River Baldwin	C	6-5	Fr.	Andalusia, Ala.	Pleasant Home High
2	Sammie Puisis	G	6-1	Fr.	Mason, Ohio	William Mason High
3	Sayawni Lassiter	G	5-10	RSo.	Dorchester, Mass.	Newton North High
4	Amaya Brown	G	5-11	So.	Albuquerque, N.M.	Cibola High
10	Kourtney Weber	G	5-10	So.	New Orleans, La.	Ursuline Academy
12	Nicki Ekhomu	G	5-9	Sr.	Bolingbrook, Ill.	Joliet Catholic Academy
13	Nausia Woolfolk	G	5-9	Sr.	Fort Valley, Ga.	Peach County High
15	Kiah Gillespie	F	6-2	RSr.	Meriden, Conn.	Maryland
24	Morgan Jones	G	6-2	So.	Jonesboro, Ga.	Our Lady of Mercy High
31	Savannah Wilkinson	F	6-0	Jr.	London, England	Barking Abbey
32	Valencia Myers	F	6-3	So.	Solon, Ohio	Solon High
33	Izabela Nicoletti	G	5-10	RFr.	Americana, Sao Paulo, Brazil	Neuse Christian Academy
34	London Clarkson	F	6-2	Fr.	Pflugerville, Texas	Pflugerville High

ALPHABETICAL ROSTER

No.	Name	Pos.	Ht.	Cl.	Hometown	Previous School
1	River Baldwin	C	6-5	Fr.	Andalusia, Ala.	Pleasant Home High
4	Amaya Brown	G	5-11	So.	Albuquerque, N.M.	Cibola High
34	London Clarkson	F	6-2	Fr.	Pflugerville, Texas	Pflugerville High
12	Nicki Ekhomu	G	5-9	Sr.	Bolingbrook, Ill.	Joliet Catholic Academy
15	Kiah Gillespie	F	6-2	RSr.	Meriden, Conn.	Maryland
0	Bianca Jackson	G	5-11	RSo.	Montgomery, Ala.	South Carolina
24	Morgan Jones	G	6-2	So.	Jonesboro, Ga.	Our Lady of Mercy High
3	Sayawni Lassiter	G	5-10	RSo.	Dorchester, Mass.	Newton North High
32	Valencia Myers	F	6-3	So.	Solon, Ohio	Solon High
33	Izabela Nicoletti	G	5-10	RFr.	Americana, Sao Paulo, Brazil	Neuse Christian Academy
2	Sammie Puisis	G	6-1	Fr.	Mason, Ohio	William Mason High
10	Kourtney Weber	G	5-10	So.	New Orleans, La.	Ursuline Academy
31	Savannah Wilkinson	F	6-0	Jr.	London, England	Barking Abbey
13	Nausia Woolfolk	G	5-9	Sr.	Fort Valley, Ga.	Peach County High

Head Coach: Sue Semrau (23rd season) | **Associate Head Coach:** Brooke Wyckoff (9th season) | **Assistant Coach:** Joy McCorvey (2nd season)
Assistant Coach: JC Carter (2nd season) | **Director of Player Development:** Will Cowen (2nd season) | **Director of Basketball Operations:** Melissa Bruner (14th season)
Director of Recruiting Operations: Becca Moore (2nd season) | **Associate Director of Sports Medicine:** Emily Hutcherson (8th season)
Assistant Video Coordinator: Adam Surguine (1st season)

PRONUNCIATIONS

Amaya	Uh-My-Uh
Ekhomu	E-Kah-Moo
Gillespie	Ky (rhymes with eye) –Uh
Nausia	Naw-Shuh
Nicoletti	Nick-Oh-Let-T
Puisis	Pwee-Sis
Semrau	Rhymes with "Wow"

BY CLASS

Freshman	River Baldwin, London Clarkson, Izabela Nicoletti (RS), Sammie Puisis
Sophomores	Amaya Brown, Bianca Jackson (RS), Morgan Jones, Sayawni Lassiter (RS), Valencia Myers, Kourtney Weber
Juniors	Savannah Wilkinson
Seniors	Nicki Ekhomu, Kiah Gillespie (RS), Nausia Woolfolk

BY STATE/COUNTRY

Alabama	River Baldwin, Bianca Jackson
Brazil	Izabela Nicoletti
Connecticut	Kiah Gillespie
England	Savannah Wilkinson
Georgia	Morgan Jones, Nausia Woolfolk
Illinois	Nicki Ekhomu
Louisiana	Kourtney Weber
Massachusetts	Sayawni Lassiter
New Mexico	Amaya Brown
Ohio	Valencia Myers, Sammie Puisis
Texas	London Clarkson

BY HEIGHT

5'9	Nicki Ekhomu
5'9	Nausia Woolfolk
5'10	Sayawni Lassiter
5'10	Izabela Nicoletti
5'10	Kourtney Weber
5'11	Amaya Brown
5'11	Bianca Jackson
6'0	Savannah Wilkinson
6'1	Sammie Puisis
6'2	London Clarkson
6'2	Kiah Gillespie
6'2	Morgan Jones
6'3	Valencia Myers
6'5	River Baldwin

BY BIRTHDAY

June 7, 1997	Kiah Gillespie
Feb. 19, 1998	Nicki Ekhomu
Feb. 22, 1998	Nausia Woolfolk
Oct. 31, 1998	Savannah Wilkinson
May 11, 1999	Bianca Jackson
June 16, 1999	Sayawni Lassiter
Aug. 9, 1999	Izabela Nicoletti
Oct. 2, 1999	Morgan Jones
Dec. 7, 1999	Valencia Myers
Feb. 2, 2000	Amaya Brown
Feb. 16, 2000	Kourtney Weber
September 6, 2000	Sammie Puisis
October 17, 2000	London Clarkson
March 30, 2001	River Baldwin

BY MAJOR

Biology	Valencia Myers
Entrepreneurship	Kourtney Weber
Exploratory	London Clarkson
Finance	Sayawni Lassiter, Sammie Puisis
Hospitality	Savannah Wilkinson
Interdisciplinary Social Sciences	Nicki Ekhomu, Nausia Woolfolk
Pre-Social Science	Bianca Jackson
Sociology	Kiah Gillespie
Sport Management	Amaya Brown, Morgan Jones, Izabela Nicoletti, River Baldwin

2019-20 QUICK FACTS

UNIVERSITY AND ADMINISTRATION

Location	Tallahassee, Fla.
Founded:	1851
Enrollment	41,717
President	John Thrasher (Florida State '65)
Athletics Director	David Coburn (Florida State '73)
Senior Woman Administrator	Vanessa Fuchs (Florida State '01)
Colors	Garnet and Gold
Conference	Atlantic Coast
Arena (Capacity)	Donald L. Tucker Center (11,500)

2019-20 COACHES AND STAFF

Head Coach	Sue Semrau (UC-San Diego '85) 23rd season
Career Record	429-249* (.633)/23rd season
Record at Florida State	Same
Associate Head Coach	Brooke Wyckoff (Florida State '01)
Assistant Coaches	Joy McCorvey (St. John's '10) JC Carter (Southwest Baptist '02)
Director of Player Development	Will Cowen
Director of Basketball Operations	Melissa Bruner
Director of Recruiting Operations	Becca Moore
Assistant Strength and Conditioning Coach	Dave Plettl
Associate Director of Sports Medicine	Emily Hutcherson
Graduate Assistants	Jillian Dunston, Nicholas Kjaerholt
Equipment Manager	Erick Casto

2018-19 RESULTS

Overall Record	24-9
Conference Record/Place	10-6/6th
Home	12-5
Away	8-3
Neutral	4-1

PROGRAM HISTORY

First Year of Basketball	1972-73
All-Time Overall Record	795-611 (.565)
All-Time ACC Record	218-218 (.500)
NCAA Tournament Appearances	18
	'83, '90, '91, '01, '05, '06, '07, '08, '09, '10, '11, '13, '14, '15, '16, '17, '18, '19
All-Time NCAA Tournament Record	24-18
Last NCAA Tournament Appearance	2019
Results	1st Rd., W, vs. Bucknell, 70-67 2nd Rd., L, vs. South Carolina, 64-72
Best NCAA Tournament Finish	Elite Eight, 2010, 2015 & 2017

* - 22 wins vacated by the NCAA

RADIO BROADCAST

Station	WQTL - 106.1 FM Seminoles.com
Play-by-Play	Ariya Massoudi (Third Season)
Color Analyst	Melissa Bruner (13th season)

SOCIAL MEDIA

Twitter	@fsuwbb
Facebook	Facebook.com/FSUWomensBasketball
Instagram	FSU_WBasketball

FSU SPORTS INFORMATION

Women's Basketball SID	Stephen Stone
E-Mail Address	sstone@fsu.edu
Office Phone	(850) 644-4836
Cell Phone	(850) 363-0990
Fax	(850) 644-3820
Website	www.seminoles.com
Mailing Address	Florida State Sports Information 403 Stadium Drive West, Room D-107 Tallahassee, FL 32306

RETURNEES (10)

Name	Ht.	Cl.	Pos.	PPG	RPG	APG	BPG
Kiah Gillespie	6-2	R-Sr.	F	16.2	9.3	1.79	0.73
Nicki Ekhomu	5-9	Sr.	G	15.0	3.5	4.03	0.33
Nausia Woolfolk	5-9	Sr.	G	13.5	4.2	2.36	0.12
Valencia Myers	6-3	So.	F	8.9	5.8	0.58	1.64
Morgan Jones	6-2	So.	G	5.2	2.8	0.27	0.27
Savannah Wilkinson	6-0	Jr.	F	3.1	4.5	0.91	0.33
Kourtney Weber	5-10	So.	G	3.1	1.8	0.85	0.33
Amaya Brown	5-11	So.	G	3.1	1.9	1.45	0.20
Sayawni Lassiter*	5-10	r-So.	G	2.1	1.6	1.15	-
Izabela Nicoletti*	5-10	r-Fr.	G	(Medical Redshirt in 2018-19)			

*Will redshirt the 2019-20 season due to injury

PLAYERS LOST (0)

NEWCOMERS (4)

Name	Ht.	Cl.	Pos.	Hometown/Last School
River Baldwin	6-5	Fr.	C	Andalusia, Ala./ Pleasant Home High
London Clarkson	6-2	Fr.	F	Pflugerville, Texas / Pflugerville High
Bianca Jackson^	5-11	R-So.	G	Montgomery, Ala./South Carolina
Sammie Puisis	6-1	Fr.	G	Mason, Ohio/William Mason High

^Will redshirt the 2019-20 season due to NCAA transfer rules

NOTABLES

- Last season Florida State head coach Sue Semrau entered the year having to replace all five starters and having the lowest ACC predicted order of finish in 15 years (8th by the head coaches; 7th by the B/R Panel). This year, the Seminoles return everyone on last year's roster for the first time in Semrau's 23-year career, setting up the foundation for what could be a special season in Tallahassee.
- The preseason rankings this year have the Seminoles back closer to where they belong. Over the last decade, Florida State has maintained itself as a consistent Top 10 program, which are closely reflected with the preseason prognosticators:
 - ESPNW Way-Too-Early Poll: 11th
 - Lindy's Magazine: 11th
 - Athlon Sports: 14th
- Redshirt senior forward Kiah Gillespie had a fantastic debut season for the Seminoles last year. She became the first Florida State Seminole to lead her team in points (16.2), rebounds (9.3) and 3-point field goals (53). Gillespie, who hails from Meriden, Conn., was rewarded by earning WBCA All-America honors in 2019. She begins the 2019-20 season having already been named a preseason second-team All-American by both Lindy's Magazine and Athlon Sports.
- Last year was one of head coach Sue Semrau's best coaching jobs, taking the eighth-youngest team in the country and helping them reach the NCAA Second Round. The standard for Florida State Women's Basketball continues to be getting to the NCAA's second weekend and beyond. Consider just some of the things the program has done in recent history:
 - One of three ACC teams to finish in the AP Top 25 in each of the last five seasons.
 - Holds an ACC record of 62-18 (.775) over the last five years.
 - Have reached the NCAA Tournament in 14 of the last 15 seasons, joining only Louisville and Notre Dame to achieve that feat in the ACC.
 - Has finished at or higher than its ACC predicted order of finish in four of the last five years.
 - Joins ACC schools Louisville, Notre Dame and Syracuse as the only ACC programs to win 10+ games in the league in each of the last five seasons.

WHAT YOU NEED TO KNOW

PREVIEW

PLAYERS

COACHES

ADMIN

HISTORY

- The first time a Sue Semrau team has returned every player from the previous year's roster.
- Ranked 11th in ESPNW Way Too Early Poll (September), 11th by Lindy's and 14th by Athlon.
- One of three ACC teams to finish in the AP Top 25 in each of the last five seasons.
- Holds a non-conference record of 99-24 (.805) over the last eight seasons.
- Over the last six years, FSU has out-rebounded its opponents in 81.4 percent of its games played (166 games positive, 35 games negative, three tied).
- FSU has allowed just 59.6 points per game over the last five seasons.
- Held a win streak of 10+ games in each of the last four years.
- FSU has been ranked in the USA Today Top 25 in 85 of the last 91 weeks, including 71 straight weeks from 2015-2018
- Holds an ACC record of 62-18 (.775) over the last five years.
- Has reached the NCAA Tournament in 14 of the last 15 seasons, joining only Louisville and Notre Dame to achieve that feat in the ACC.
- Had the youngest team in the NCAA Tournament with an average age of 19.4 years old in 2018-19.
- Has recorded seven consecutive 20-win seasons, an unparalleled run in program history.
- Holds an NCAA First-Round win streak of 16 games dating back to 1991.



- Has totaled 21 AP Top 25 wins since 2015 and 21 USA Today Top 25 wins.
- Has finished higher than its ACC predicted order of finish in four of the last five years.
- Joins ACC schools Louisville, Notre Dame and Syracuse as the only ACC programs to win 10+ games in the league in each of the last five seasons.
- Has gone 20-5 vs. rivals Miami (15-4) and Florida (5-1) since 2013.
- Currently has four straight wins vs. UNC, the longest win streak vs. the Tar Heels in FSU history.
- 12-5 in the last 17 games vs. the three Triangle schools (3-1 in 2018-19).
- 70-9 home record (.886) since the 2014-15 season.
- 54-4 at home vs. non-conference opponents over last 58 games.
- FSU's seven-game win streak in the ACC-Big Ten Challenge is the most of any current school.
- Went 10-1 in 5-point games in 2018-19.
- One of 11 teams nationally to finish in the AP Top 25 in each of the last five seasons.
- Over the last five years, FSU is the 13th-winningest program by winning percentage (.789); eighth-winningest among power 5 schools.
- Over the last five years, tied for the 12th-most wins (135); ninth-most among power 5 schools.
- Florida State is one of 11 programs to make multiple NCAA Elite Eight appearances since 2015 (2015, 2017).

2019-20 WOMEN'S BASKETBALL STORYLINES

HIGH EXPECTATIONS ARE BACK

Last season Florida State head coach Sue Semrau entered the year having to replace all five starters and having the lowest ACC predicted order of finish in 15 years (8th by the head coaches; 7th by the B/R Panel). This year, the Seminoles return everyone on last year's roster for the first time in Semrau's 23-year career, setting up the foundation for what could be a special season in Tallahassee.

KIAH LOOKS TO GO HIGHER

Redshirt senior forward Kiah Gillespie had a fantastic debut season for the Seminoles last year. She became the first Florida State Seminole to lead her team in points (16.2), rebounds (9.3) and 3-point field goals (5.3). Gillespie, who hails from Meriden, Conn., was rewarded by earning WBCA All-America honors in 2019. She begins the 2019-20 season having already been named a preseason second-team All-American by both *Lindy's Magazine* and *Athlon Sports*.

CONTINUING ITS LEGACY

Last year was one of head coach Sue Semrau's best coaching jobs, taking the eighth-youngest team in the country and helping them reach the NCAA Second Round. The standard for Florida State Women's Basketball continues to be getting to the NCAA's second weekend and beyond. Consider just some of the things the program has done in recent memory:

- One of three ACC teams to finish in the AP Top 25 in each of the last five seasons.
- Holds an ACC record of 62-18 (.775) over the last five years.
- Have reached the NCAA Tournament in 14 of the last 15 seasons, joining only Louisville and Notre Dame to achieve that feat in the ACC.
- Has finished at or higher than its ACC predicted order of finish in four of the last five years.
- Joins ACC schools Louisville, Notre Dame and Syracuse as the only ACC programs to win 10+ games in the league in each of the last five seasons.

WOOLFOLK CONTINUES ASCENSION

Senior guard Nausia Woolfolk has improved immeasurably in each season she has played, and the culmination could be her best season yet as a senior. The Fort Valley, Ga., native is one of the premier defenders in the ACC, routinely being matched against the other team's best offensive guard. Last season she established new career highs in points (13.7), field goals made (171), 3-pointers made (43) and steals (55), and she was also one of FSU's best crunch time scorers. Consider that she shot 63.6 percent from the floor over the final five minutes vs. ACC opponents last season. She also raised her average to 15.1 points per game in ACC play.

INDISPENSABLE NICKI EKHOMU

The transition of senior Nicki Ekhomu from being an off-the-ball player last year to the team's point guard has paid major dividends. The Bolingbrook, Ill., native will fill that role once again this season after 2018 McDonald's All-America guard Izabela Nicoletti suffered an off-season knee injury for the second straight year. Ekhomu is the quiet but consummate team leader who leads by example, averaging 15.0 points, 3.5 rebounds, 4.0 assists and 1.7 steals per game last year. She forms an excellent senior trio with Kiah Gillespie and Nausia Woolfolk that will rival some of the nation's top trios this season.

RANKINGS GETTING REAL

The preseason rankings this year have the Seminoles back closer to where they belong. Over the last decade, Florida State has maintained itself as a consistent Top 10 program, which are closely reflected with the preseason prognosticators:

- ESPNW Way-Too-Early Poll: 11th.
- *Lindy's Magazine*: 11th.
- *Athlon Sports*: 14th.

McDONALD'S ALL-AMERICANS BUILDING AT FLORIDA STATE

Florida State has a three-member freshman class this year that includes McDonald's All-Americans River Baldwin (6-foot-5, Andalusia, Ala.) and guard/forward Sammie Puisis (6-foot-1, Mason, Ohio). This comes on the heels of two McDonald's All-Americans from 2018 in current impact sophomore Valencia Myers and point guard Izabela Nicoletti. Overall, FSU has 11 McDonald's All-Americans in the program's history, with seven coming since 2010 in a run that was started by WNBA Defensive Player of the Year Natasha Howard. In recent years, the Seminoles have built Top 5 signing classes and look to continue that trend in the future.



2018-19
ACCOMPLISHMENTS

PREVIEW

PLAYERS

COACHES

ADMIN

HISTORY

KIAH GILLESPIE

- Became Florida State's 19th All-American, earning WBCA Honorable Mention Honors.
- WBCA Region Finalist.
- All-ACC First Team (Coaches and Blue Ribbon Panel).
- 2018 Junkanoo Jam All-Tournament Team.
- Became the first Seminole ever to lead her team in points, rebounds and 3-point field goals.
- Top-10 single season marks for points (7th – 533), field goals made (9th – 212), rebounds (3rd – 307) and double-doubles (2nd – 13) at FSU.

NICKI EKHOMU

- Led the Seminoles in 3-point field goal percentage (32.6 percent), free throws made (127) and minutes played (34.1).
- Her 127 made free throws is the eighth-most in a season at FSU.
- Only had more turnovers than assists in three of her 33 games played.
- Finished in the Top 10 in the ACC in assists per game (4.0), free throw percentage (79.9 percent), assist/turnover ratio (1.6) and minutes played (34.1).

NAUSIA WOOLFOLK

- 2018 Junkanoo Jam MVP.
- Led Florida State with 16.1 points per game against ranked opponents.
- Tied for 6th in the ACC with 2.1 steals per game vs. conference opponents.

VALENCIA MYERS

- All-ACC Freshmen Team.
- ACC Rookie of the Week (Nov. 12, 2018).
- Most blocked shots (54) by an FSU freshman since Jacinta Monroe in 2006-07.
- Most blocked shots by any ACC freshman this year and the fourth-most among freshmen nationally.

- Had the youngest team in the NCAA Tournament with an average age of 19.4 years old.
- Generated the program's seventh straight 20-win season, finishing 24-9 overall.
- Finished 10-1 in games decided by five points or less.
- Was the only team in the AP Top 25 who had to replace its entire starting five from a season ago.
- Made its 14th NCAA Tournament appearance in the last 15 seasons, joining only Louisville and Notre Dame to achieve that feat in the ACC.
- Extended its NCAA First-Round win streak to 16 games dating back to 1991 (defeated Bucknell, 70-67).
- Set a program record by shooting 73.5 percent from the free throw line (400-of-544).
- Earned its first ACC Tournament win vs. Duke on March 7, defeating the Blue Devils 51-41.
- Earned three Top 25 wins vs. No. 12/14 Iowa, RV/23 Miami and No. 9 NC State.
- Finished higher than its predicted 8th/7th place finish in the ACC, placing 6th with a 10-6 league record. FSU has finished higher than its prediction in four of the last five years.
- Joins ACC schools Louisville, Notre Dame and Syracuse as the only ACC programs to win 10+ games in the league in each of the last five seasons.
- Went 2-1 against in-state rivals Florida (1-0) and Miami (1-1).
- Tied for the third-fastest team in school history to clinch 20 wins, doing it in 23 games.
- Recorded a 10-game win streak from Nov. 23-Jan. 6, its fourth consecutive year of winning 10+ games.
- Posted its fourth consecutive win over North Carolina, its longest win streak in series history.
- Improved its record to 12-5 in the last 17 games against the three Triangle schools (3-1 in 2018-19).
- Recorded just one loss prior to ACC play for the sixth time in the last seven seasons (12-1).
- Finished 25th in the final AP Poll and 23rd in the USA Today Coaches Poll, FSU's fifth straight year of finishing in the Top 25.
- Won its sixth title at a Caribbean tournament, defeating 12/14 Iowa, 71-67, at The Junkanoo Jam.



ELITE EIGHT HISTORY

PREVIEW

PLAYERS

COACHES

ADMIN

HISTORY



The Seminoles are one of 11 Division I programs who have made two or more NCAA Elite Eight appearances since 2015.

Florida State has reached the round of eight in two of the last five seasons.

2009-10 SEASON (29-6)

- No. 3-seeded Florida State Women's Basketball reached its first NCAA Elite Eight following an exhilarating 74-71 win over No. 7 seed Mississippi State.
- The Seminoles set a then-school record with 29 victories while winning its second consecutive co-ACC regular season title.
- FSU went 12-2 in ACC play, defeating North Carolina, Miami and Maryland.

2014-15 SEASON (32-5)

- Ranked seventh in the final USA Today Poll on April 8, marking FSU's highest final ranking ever.
- Reached the NCAA Elite Eight for the second time in school history with a 66-65 win over No. 3 seed Arizona State.
- Was the only Division I men's or women's team to out-rebound every opponent in the regular season. FSU out-rebounded its opponents in 36 of its 37 games played overall.
- Finished 18-3 in non-conference play and boasted an average scoring margin of +20.2 against opponents outside of ACC play.

2016-17 SEASON (28-7)

- Matched the 2014-15 team for the best final school ranking ever at No. 7 in the USA Today Poll.
- Eclipsed the previous school record of six Top 25 wins (2014-15) by winning nine games against ranked foes.
- Became the highest-scoring Seminole squad in ACC history at the time, averaging 79.0 points per game.
- Delivered a 13-3 record in ACC play, finishing second.

22 YEARS OF COACH SUE

Sue Semrau became the 10th head coach in Florida State women's basketball history on June 13, 1997. At her introductory press conference, she said "I'd have to have a lot of faith that this (program) could be a sleeping giant."

Semrau guided Florida State to its first NCAA Tournament appearance in 10 years, and its first as a member of the ACC, in 2001. Current Associate Head Coach Brooke Wyckoff and FSU Senior Associate A.D./SWA Vanessa Fuchs were seniors on that team.

The native of Seattle, Wash., who took a major rebuilding job, is the active coaching leader in the conference in ACC Coach of the Year awards. Semrau is a four-time winner of the honor, winning in 2001, 2005, 2009 and 2015.

During the 2005-06 season, Semrau became the winningest head coach in FSU Women's Basketball history.



She helped guide the United States U18 and U19 teams to gold medals in 2010 and 2011, respectively. Semrau most recently represented her country at the highest level as a USA Basketball Women's National Team Training Camp court coach in Sept. 2017.

The 10th season under Sue Semrau couldn't have been any sweeter as her 2006-07 squad made school history. A 68-61 victory over Stanford in the second round of the NCAA Tournament sent the Seminoles to their first NCAA Tournament Sweet 16.

The Seminoles were road warriors in 2008-09 as they posted a perfect 10-0 record on the road, including a 7-0 mark in the ACC which propelled them to a share of the regular season title with Maryland. A year later FSU did it again, compiling another 12-2 ACC mark to lead the conference in 2010.

A then-school record 29 wins in the 2009-10 season was highlighted by FSU's first trip to the NCAA Elite Eight after defeating Mississippi State.

It was a three-peat of No. 3 seeds in the NCAA Tournament, as the Seminoles compiled a 24-8 record and an 11-3 mark in ACC play under Semrau.

In the 2012-13 season, Florida State had a league-best and a school-record three All-ACC First Team selections, advanced to the NCAA Tournament second round and tallied its eighth 20-win season with Semrau at the helm.

Semrau won the 2013 Kay Yow Heart of a Coach Award presented by the Fellowship of Christian Athletes.

Semrau reached the pinnacle of her coaching career by winning three different national coach of the year honors in the 2014-15 season. The Seminoles finished with a school-record 32 wins (32-5) while advancing to their second NCAA Elite Eight. She also picked up her fourth ACC Coach of the Year award.

Back-to-back NCAA Sweet 16 appearances highlighted another strong season for the Seminoles in 2015-16. FSU finished 25-8 overall and went 13-3 in the ACC, its second-most wins in the conference ever.

Semrau helped set the standard once again in 2016-17, setting a program record with nine AP Top 25 wins and helping FSU reach its third NCAA Elite Eight. In the 2018-19, she guided the youngest team in the NCAA Tournament to a 24-9 overall record, including a 10-6 mark in the ACC. The season built a foundation for what could be a very special year in 2019-20.



PREVIEW

PLAYERS

COACHES

ADMIN

HISTORY

THE RISE OF NATASHA HOWARD



- Florida State Women's Basketball Alumna Natasha Howard was honored as the WNBA's Defensive Player of the Year in 2019, averaging career highs with 18.1 points, 8.2 rebounds, 2.2 steals and 1.7 blocks. Howard was also named to the All-WNBA First Team for the first time in her six-year career, emerging as the clear leader for the Seattle Storm.
- Howard was also selected to her first WNBA All-Star Game, playing as a starter in 2019.
- Howard picked up her second straight WNBA title on Sept. 12, 2018, and did so emphatically in leading the Seattle Storm to a 98-82 Game 3 win over the Washington Mystics.
- Howard led all players with 29 points and 14 rebounds in a dominant effort, leading the Storm to a three-game sweep and allowing the franchise to win its first WNBA title since 2010.
- The native of Toledo, Ohio, was a run-away winner for the WNBA's Most Improved Player in 2018. The Seminole legend proved her worth all season, especially in the WNBA Finals when she stood out in Game 1 with 19 points (8-of-9), five rebounds and two blocked shots in an 89-76 win.
- In the 2018 WNBA Playoffs, Howard averaged 15.8 points, 8.3 rebounds, shot 57.3 percent from the floor, 50 percent from 3-point range, added 1.3 blocked shots and 1.0 steals per game. Washington Mystics Head Coach Mike Thibault called her the biggest difference maker in this year's Seattle Storm squad.
- "One of my biggest joys as a coach is to watch a Seminole leave our program and do bigger things," Head Coach Sue Semrau said. "Tasha's gift is to give. She's grown that gift and given everything she has to help WNBA teams get to the Finals four consecutive years and help the last two win it all."
- Semrau built a tight bond with Howard in their four years together at FSU (2010-14), in addition to the previous years spent recruiting her. Howard reached four consecutive WNBA Finals from 2015-2018 with the Indiana Fever (2015), Minnesota Lynx (2016 and 2017) and the Seattle Storm (2018).



PREVIEW

PLAYERS

COACHES

ADMIN

HISTORY

PROFESSIONOLES

FSU Women's Hoops has made its mark in the WNBA and overseas. Seminole Alumna continue to play in some of the best women's basketball leagues in the world.

In the WNBA, Florida State's coaches have produced:

- 18 FSU Alumna who have been drafted, signed or have played for a WNBA team.
- A two-time WNBA Champion in Natasha Howard.
- A 2019 All-WNBA First Team and Defensive Player of the Year in Natasha Howard
- The 2018 WNBA's Most Improved Player in Natasha Howard.
- 6 FSU WNBA Draft selections in the last four years.
- Three straight WNBA first round picks from 2010-16.

Florida State added to its list of WNBA Draft Picks in 2019:

- The Chicago Sky selected Seminole Alumna and Spaniard Maria Conde with the 27th overall selection in the third round of the WNBA Draft.



PREVIEW

PLAYERS

COACHES

ADMIN

HISTORY



ALL-TIME WNBA DRAFT PICKS

Year	Player	Round	Pick	Team
2000	Latavia Coleman	3rd	48	Houston Comets
2001	Levys Torres	3rd	37	Miami Sol
2001	Brooke Wyckoff	2nd	26	Orlando Miracle
2005	Roneeka Hodges	2nd	15	Houston Comets
2009	Mara Freshour	3rd	38	Seattle Storm
2009	Tanae Davis-Cain	3rd	37	Detroit Shock
2009	Britany Miller	2nd	18	Detroit Shock
2010	Jacinta Monroe	1st	6	Washington Mystics
2014	Natasha Howard	1st	5	Indiana Fever
2016	Adut Bulgak	1st	12	New York Liberty
2017	Leticia Romero	2nd	16	Connecticut Sun
2017	Kai James	3rd	34	New York Liberty
2018	Shakayla Thomas	2nd	23	Los Angeles Sparks
2018	Imani Wright	3rd	26	Phoenix Mercury
2019	Maria Conde	3rd	27	Chicago Sky


- Tia Paschal also played a year in the WNBA with the Charlotte Sting in 1998.
- Cierra Bravard was signed by the San Antonio SilverStars and competed in the 2012 preseason. She then made the Seattle Storm's final roster in 2013.
- Ivey Slaughter was added to the Las Vegas Aces during the pre-season of 2017.



Seminoles have also enriched their lives by playing professionally at the top leagues overseas:

- 18 Seminole players are actively playing overseas. They include Chatrice White (Turkey), Imani Wright (Greece), AJ Alix (Greece), Ama Degbeon (Poland), Shakayla Thomas (Israel), Brittany Brown (Germany), Kai James (Turkey), Ivey Slaughter (Sweden), Leticia Romero (Spain), Maria Conde (Poland), Adut Bulgak (Israel), Maegan Conwright (Hungary), Natasha Howard (China), Cierra Bravard (Hungary), Leonor Rodriguez (Turkey), Jacinta Monroe (France), Britany Miller (Spain) and Roneeka Hodges (Spain).

FSU
MILESTONES



PREVIEW

FLORIDA'S FIRST

Led by all-time leading scorer, Sue Galkantas (2,323 points), the Seminoles advanced to their first-ever NCAA Tournament during the 1982-83 season, becoming the first school from the state of Florida to advance to the "Big Dance."

WYCKOFF LEADS 2001 NOLES

Led by senior star and current associate head coach Brooke Wyckoff, Florida State advanced to the NCAA Tournament for the first time since 1991 in 2001. Wyckoff, Levys Torres and April Taylor all earned All-ACC honors for the 19-12 Seminoles. A highlight of the season came when the Noles upset No. 4 Duke, 71-69, in Durham for the first time since 1993. Led by Traylor's 30 points, FSU defeated Tulane, 72-70, in the first round of the NCAA Tournament.



HODGES HANGS 39 ON THE TERPS

Senior star Roneeka Hodges scored a then-school-record 39 points to lead FSU to a 95-91 overtime win over No. 15 Maryland on Jan. 16, 2005, in Tallahassee. The Seminoles came back from 12 down in the second half, and Hodges scored seven points in the extra frame.

BACK-TO-BACK ACC CHAMPS

In 2009, the Seminoles finished with a 12-2 mark in conference play to capture their first regular season ACC title. A year later FSU did it again, compiling another 12-2 ACC mark to lead the conference in 2010. Florida State captured 11 different all-conference awards during the two-year streak.

2010 ELITE EIGHT

Led by All-ACC performers Jacinta Monroe and Courtney Ward, Florida State won a then-school-record 29 games and advanced to its first-ever NCAA Elite Eight with a 74-71 win over Mississippi State in the 2010 Dayton Regional Sweet 16.

THREE-SEED-THREE-PEAT

In 2009, Florida State was awarded its then-highest ever seed in the NCAA Tournament – a No. 3 seed in the Duluth Region. A year later, in 2010, the Seminoles nabbed a No. 3 seed again – this time in the Dayton Region. In 2011, the Seminoles completed the No. 3 seed three-peat at the Dallas Region.

RECORD THREE

The entertaining 2012-13 season was highlighted by a school-record three All-ACC First Team selections for FSU. They include guards Alexa Deluzio and Leonor Rodriguez and forward Natasha Howard.

AN ALL-AMERICA TRADITION

Numerous Seminoles have garnered All-America honors through the years, beginning with Sue Galkantas in 1983 and most recently by Kiah Gillespie in 2019. Other notable FSU All-Americans include: Bev Burnett (1988), Wanda Burns (1991), Tia Paschal (1993) and Brooke Wyckoff (2001).

POST-GRADUATE SCHOLARS

The importance of success in academics is a pillar of the FSU women's basketball program as Seminole student-athletes have captured over 100 ACC Academic Honor Roll and Academic All-ACC selections. Three former FSU stars have even earned ACC Postgraduate Scholarships: Christy Derlak (1993-94), Brooke Wyckoff (2000-01) and Christian Hunnicutt (2010-11).

THE ACC'S BEST

Since joining the ACC in 1991, FSU has captured 92 all-conference honors, including recent coaches' ACC Player of the Year Shakayla Thomas in 2017.

AN FSU LEGEND SAYS GOODBYE

Natasha Howard cemented herself as arguably the greatest all-around player in Florida State women's basketball history with an unbelievable senior season.



Included was a school-record 40-point game against Syracuse, establishing a school-record 41 career double-doubles and finishing fourth in school history with 20.5 points per game in 2013-14. As a senior, she produced FIVE 30-point games, becoming the first Seminole to accomplish the feat.

SECOND TIME ELITE

The 2014-15 season will go down as the best in school history with a program record 32 wins. No. 2 seed FSU advanced to the NCAA Elite Eight once again, defeating No. 3-seeded Arizona State 66-65. The Noles had five players average double figures in their outstanding season.

WHAT A RUN!

Florida State made three consecutive NCAA Sweet 16s in 2014-15, 2015-16 and 2016-17, including going to Elite Eights in 2015 and 2017. The unprecedented run solidified the Seminoles as one of the nation's top programs in the country.

PLAYERS

COACHES

ADMIN

HISTORY



TOUGHER TOGETHER



PLAYERS

2019-20 WOMEN'S BASKETBALL

#15 | KIAH GILLESPIE

PREVIEW



- RS-SR
- 6-2
- Forward
- Meriden, Conn.
- Capital Prep Magnet

PLAYERS

CAREER HONORS:

- 2019-20 Preseason All-ACC Team.
- 2019-20 Lindy's Magazine Preseason Second-Team All-American.
- 2019-20 Athlon Sports Preseason Second-Team All-American.
- 2019-20 Street & Smith's Preseason Third-Team All-American.
- Florida State's 19th All-American, earning WBCA Honorable Mention honors in 2019.
- 2019 WBCA Region Finalist.
- 2019 All-ACC First Team (Coaches and Blue Ribbon Panel).
- 2018 Junkanoo Jam All-Tournament Team.
- 2019 Sue Galkantas Offensive Award.

COACHES

REDSHIRT JUNIOR SEASON AT FLORIDA STATE (2018-19):

- Became the first Seminole ever to lead her team in points (16.2), rebounds (9.3) and 3-point field goals (53).
- Top-10 single season marks for points (7th – 533), field goals made (9th – 212), rebounds (3rd – 307) and double-doubles (2nd – 13) at FSU.
- Top 10 in the ACC in scoring (10th), rebounding (4th), defensive rebounds (3rd – 6.7), double-doubles (4th), 20-point games (16th – 10) and 10-rebound games (4th – 15).
- Recorded 25.5 percent of Florida State's made field goals, the second-most by an ACC player.
- Owned 26.7 percent of FSU's team rebounds.
- Ranked in the Top 50 nationally in double-doubles (41st) and rebounds (43rd).
- Totaled double-figure points in 28 of her 33 games played.
- Led FSU with 15.2 points in ACC play along with 8.4 rebounds per game.
- Scored 15 points and grabbed a Seminole post-season record 18 boards vs. South Carolina in the NCAA Second Round.
- Team-high 17 points and 11 rebounds vs. Bucknell.
- Pulled down 11 rebounds vs. NC State in ACC Quarterfinals.
- Totaled 15 points and 12 rebounds vs. Duke in ACC Second Round.
- Had 12 points and 13 boards in win at Georgia Tech.
- Totaled 20 points (7-of-17) against Syracuse.
- Ripped down a career-high 15 rebounds at Miami.
- Tallied 18 points, 10 boards and six assists vs. Pittsburgh.
- Added 17 points and 11 rebounds – her eighth double-double.
- Totaled 22 points (9-of-15) with four assists vs. Wake Forest.
- Took over against Miami, recording 20 points, six boards and three blocks.
- Added 13 points and six rebounds vs. No. 4 Louisville.
- Totaled 17 points, nine boards and four assists vs. Duke.
- Led FSU with 23 points and eight rebounds at Boston College.
- Picked up her seventh double-double with 16 points and a career-high 14 rebounds vs. Clemson in ACC home opener.
- Delivered 14 points and nine rebounds in win at North Carolina.
- Recorded 19 points, 11 rebounds and three assists in her ACC debut at Virginia.
- Led FSU in points (25), rebounds (12) and assists (4) in win over Georgia State.
- Had 20 points along with 9 rebounds at Milwaukee.
- Recorded fourth double-double with 13 points and 11 rebounds vs. Creighton.
- Big outing at St. John's, pouring in a game-high 22 points and seven boards on 8-of-12 shooting.
- Collected third double-double with 14 points and 12 boards at Mercer.
- Huge game vs. Penn State with 27 points (12-of-15) and 5 rebounds.
- Totaled 13 points and nine rebounds in win over No. 12/14 Iowa.
- Led FSU with 21 points in win over Eastern Kentucky.
- Had 14 points and six rebounds vs. Jacksonville.
- Totaled 19 points and nine boards in big win over Florida.
- Team-high 17 points and 13 rebounds against UNF.
- Recorded a double-double in her Seminole debut with 22 points and a team-high 12 rebounds against Troy.

ADMIN

HISTORY





PREVIEW

PLAYERS

COACHES

ADMIN

HISTORY

REDSHIRT SOPHOMORE SEASON AT FLORIDA STATE (2017-18):

- Redshirted the 2017-18 season due to NCAA transfer rules, giving her two more years of eligibility beginning in the 2018-19 year.
- Played with Florida State on its 2017 Foreign Tour in Spain and Italy, displaying her offensive talents.
- Top-notch practice player who prepared the Seminoles well for their opponents.

AT MARYLAND (2015-17):

- Made an impact right away by starting her first collegiate game against UMass-Lowell, scoring 15 points with eight rebounds in 21 minutes.
- In her second career game against High Point, she recorded a career-best 19 points on 8-of-11 shooting in 22 minutes.
- As a freshman at Maryland, Gillespie averaged 5.1 points in 10.9 minutes per game.
- Averaged 4.1 points as a sophomore in the 2016-17 season.
- While with the Terrapins, she once nailed three 3-point field goals against Detroit on Nov. 20, 2015.
- Part of the growing trend of 6-footers who have extended range, knocking down a 3-pointer or making plays from the high post.

AT CAPITAL PREP MAGNET:

- 2015 McDonald's All-American.
- Heralded recruit who was named the Connecticut Gatorade Player of the Year twice.
- Rated the No. 14 overall player by Prospect Nation as well as the No. 2 player at her position.
- Reached 1,000 career points in just three years and posted some memorable stat lines while dominating the amateur circuit in Connecticut.
- As a senior, she averaged 31.2 points and 16.2 rebounds and totaled 2,208 career points.
- As a junior, Gillespie averaged 22.4 points, 10.3 rebounds, 3.8 assists, 2.1 steals and two blocks per game.
- Honored as the New Haven Register Player of the Year as a senior.

ALL ABOUT ME

- Born on: June 7, 1997
- Parents: Levy and Martina Gillespie.
- Major: Sociology.
- Nickname: KG.
- How did you first get into playing basketball? My older brother started playing and I wanted to be just like him.
- Favorite movie: Columbiana.
- Favorite song: Spending Addiction by Gunna.
- Explain a hardship you have overcome: My redshirt season at FSU and being away from the team when they traveled.
- What shows are you watching these days? Power.
- What would be the name of your autobiography: Kiah Gillespie: The Life Story.
- Something many people don't know about you? I was born on a blue moon.
- Outside of hoops, what are some of your passions in life? Music and video games.
- Favorite home-cooked meal? Chicken cutlets with mashed potatoes and sweet potatoes.
- Number of brothers and sisters? Older brother, 22, younger brother, 9.
- If I were a genie and granted you three wishes, what would those wishes be? Good health for my family and I, to meet LeBron James, and to drive a sports car.
- If you were to win the \$500 million lottery, what are some of the things you would do? Buy my parents a house and buy a Porsche Cayenne.
- What current issue/issues in today's world most fascinate you? Human Trafficking.
- If you could choose to fight for or give back to any cause, what would it be and why? I would create scholarship funds because everyone deserves a chance.
- What is the most inspirational story you've ever heard? Inky Johnson, who played football at Tennessee who battled back from a career-ending injury.
- What's the best piece of advice you've ever received and from who? My parents tell me "Don't limit yourself."

#12 | NICKI EKHOMU

PREVIEW



- SR
- 5-9
- Guard
- Bolingbrook, Ill.
- Joliet Catholic Academy

SOPHOMORE SEASON (2017-18):

- One of FSU's most effective players off the bench who also earned five starts.
- Averaged 10.1 points, 5.6 rebounds and 2.6 assists while shooting 44 percent (102-of-232) from the floor.
- Recorded two double-doubles on the season vs. UNF and Florida.
- Led the Seminoles by shooting 81.6 percent (115-of-141) from the free throw line, the ninth-best in a single season by a Seminole.
- Became the 14th Seminole to shoot 80 percent from the free throw line in a season.
- Far and away FSU's leading back-court rebounder, averaging 2.2 offensive rebounds and 3.5 defensive rebounds.
- Had four games with at least 10 points, five rebounds and five assists.
- Had 13 points along with five rebounds vs. Little Rock in NCAA First Round (3/17/18).
- 18 points, six rebounds and five assists off the bench vs. Notre Dame (3/3/18).
- Third straight game in double figures with 10 points in 16 minutes vs. Georgia Tech (2/25/18).
- Led the Noles with 17 points (7-of-8 from the line) vs. Boston College (2/22/18).
- 15 points, nine rebounds and five assists at Duke (2/19/18).
- Had 10 points and eight rebounds vs. Clemson (2/15/18).
- Totaled 11 points (4-of-5) and added two assists in a win over Virginia (2/8/18).
- Grabbed 11 rebounds and dished five assists in a comeback win at Wake Forest in OT (1/18/18).
- Added 16 points, going 6-for-6 from the line, against Virginia Tech (1/14/18).
- Recorded 17 points, seven boards and five assists vs. Miami (1/11/18).
- Strong game vs. UNC with 19 points, eight boards, five assists and three steals (12/31/17).
- Added 14 points in a win over Jacksonville (12/28/17).
- Totaled 10 points and seven rebounds in 24 minutes at Creighton (12/21/17).
- Had 16 points and seven rebounds vs. Stetson (12/7/17).
- Totaled 17 points and nine rebounds at Grambling State (11/19/17).
- Picked up second double-double at Florida, totaling 14 points and 11 rebounds (11/17/17).
- Totaled 14 points and eight rebounds at Jacksonville State (11/12/17).
- Had a career night vs. UNF (11/10/17), recording her first double-double with career-best 20 points and 13 boards.

CAREER HONORS:

- 2019-20 Preseason All-ACC Team.
- 2019 Matt Schmauch Leadership Award.
- 2019 Golden Nole Award winner for women's basketball.
- 2018-19 ACC Academic Honor Roll.

JUNIOR SEASON (2018-19):

- Took over point-guard duties and excelled, averaging 15.0 points, 3.5 rebounds, 4.0 assists and 1.7 steals per game.
- Led the Seminoles in 3-point field goal percentage (32.6 percent), free throws made (127) and minutes played (34.1).
- Overall, Ekhomu finished in the Top 10 in the ACC in assists per game (4.0), free throw percentage (79.9 percent), assist/turnover ratio (1.6) and minutes played (34.1).
- Tied for 11th in the conference with eight 20-point games.
- In ACC play, she ranked in the Top 10 in free throw percentage (10th: 80.7%), assists (8th: 4.1) and assist/turnover ratio (5th: 2.1).
- Finished in the Top 5 in the ACC in percentage of team assists (4th: 31.5), percentage of team free throw attempts (4th: 28.8) and percentage of team free throws (4th: 31.7).
- Totaled 496 points in her junior season, the 15th-most in a single season at Florida State.
- Her 127 made free throws is the eighth-most in a season at FSU.
- Only had more turnovers than assists in three of her 33 games played.
- Scored 19 points (8-of-18) in NCAA Second Round vs. South Carolina.
- Game-high 23 points, five boards and four assists vs. NC State.
- Tied career high with eight assists at Georgia Tech.
- Had 12 points and three assists against Syracuse.
- Delivered 15 points and five assists vs. Pittsburgh.
- Scored 27 points (9-of-17) at Clemson.
- Torched No. 4 Notre Dame with 26 points (11-11 FTs), and six assists.
- Had 20 points, six assists and five boards in a win over No. 9 NC State.
- Recorded 17 points with six assists and three steals vs. Wake Forest.
- Added 16 points in comeback win at Virginia Tech.
- Had 11 points and four rebounds vs. No. 4 Louisville.
- Totaled 14 points vs. Duke, going 6-of-6 from the line.
- Third consecutive game with 16 points at Boston College, going 8-of-9 from the line.
- Added 16 points and six rebounds in ACC home opener vs. Clemson.
- Finished with 16 points, seven assists and four steals at UNC.
- Totaled 26 points and 6 assists in win at Milwaukee.
- Dropped 24 points (7-of-15) in big performance vs. Creighton.
- Had 12 points, 4 rebounds, 4 assists and 4 steals at St. John's.
- Clutch performance in win at Mercer, scoring 27 points (11-of-18) on a career-high 11 field goals.
- Had 11 points, six assists and two steals vs. Penn State.
- Contributed in win over No. 12/14 Iowa with 10 points.
- Dished out six assists vs. Eastern Kentucky.
- 13 points, five rebounds and four assists vs. Jacksonville.
- Career-best eight assists in win over Florida.
- 14 points, 6 assists and just 1 turnover vs. UNF.
- Scored a career-high 31 points in season opener against Troy, including 12-of-14 from the line.

PLAYERS

COACHES

ADMIN

HISTORY





FRESHMAN SEASON (2016-17):

- Gained valuable experience as a freshman, playing in 32 games.
- Averaged 3.4 points, 1.7 rebounds and 0.8 assists in 13.2 minutes per game.
- Shot 36.8 percent (35-of-95) from the floor.
- Totaled two double-figure scoring performances.
- Earned 20+ minutes in seven games.
- Recorded seven points and four rebounds in 18 minutes at Notre Dame (2/26/17).
- Contributed seven points against Pittsburgh (2/23/17).
- Made six free throws and contributed nine points in win over Clemson (2/18/17).
- Missed three consecutive games due to a head injury (at B.C., vs. Miami, vs. Wake Forest).
- Totaled eight points in 17 minutes vs. Syracuse (1/19/17).
- Had six points and two rebounds along with two assists and two steals in win over Western Carolina (12/4/16).
- Career-high 16 points (6-of-6), four rebounds and two blocks at Minnesota (11/30/16), the most points recorded by an FSU freshman since Shakayla Thomas totaled 17 vs. Alabama State on March 21, 2015.
- Recorded 11 points, two rebounds, one assist and one steal in win over Winthrop (11/24/16).
- Scored seven points in 11 minutes vs. James Madison (11/20/16).
- Grabbed five rebounds in 20 minutes vs. Jacksonville (11/17/16).
- Scored six points in 18 minutes vs. Jacksonville State in FSU debut (11/11/16).

ALL ABOUT ME

- Born on: February 19, 1998.
- Parent: Debbie Ballard.
- Major: Interdisciplinary Social Sciences.

AT JOLIET CATHOLIC ACADEMY:

- Fourth-rated guard and No. 21 overall according to the ESPNW 2016 recruiting class rankings.
- Five-star player from Joliet Catholic Academy in Bolingbrook, Ill.
- Referred to as one of the "elite guards" of the 2016 recruiting class.
- Named the 2015-16 Daily Southtown Girls Basketball Player of the Year, averaging 22 points, 6.1 rebounds, 4.9 assists and 3.1 steals.
- Guided a cast of several new teammates at JCA to a Class 3A regional title as a senior.
- Earned MVP honors at the Rich South Galaxy and the Hillcrest Holiday Classic as a senior.
- 2016 Associated Press and Illinois Basketball Coaches Association First Team All-State.
- 2016 Naismith Honorable Mention All-American, Daily Herald Player of the Year and USA Today All-Illinois Second Team.
- Averaged 16.6 points, 5.1 rebounds, 3.4 rebounds, 3.8 steals and 1.3 blocks during her junior season in 2014-15, earning Chicago Tribune First Team All-State honors.
- Registered 38 points against No. 3-ranked Benet and had 17 assists against Marian Central in her junior campaign.
- Recorded the second-highest scoring average on her team as a sophomore, averaging 14.4 points per game.
- Has participated in USA Basketball Women's National Team Trials on the U16, U17 and U18 squads.
- Chose Florida State because of the "family atmosphere" and how the city of Tallahassee has "a great interest" in the program.

#13 | NAUSIA WOOLFOLK

PREVIEW



- SR
- 5-9
- Guard
- Fort Valley, Ga.
- Peach County High School

PLAYERS

CAREER HONORS:

- Alicia Gladden Defensive Award.
- 2018 Junkanoo Jam MVP.
- 2017-18 Femina Perfecta winner for women's basketball.

JUNIOR SEASON (2018-19):

- Raised her game offensively and defensively, becoming one of the ACC's premier defending guards.
- Established new career highs in points (13.7), field goals made (171), 3-pointers made (43) and steals (55).
- Led the Seminoles in scoring against ranked opponents, averaging 16.1 points per game.
- Tied for sixth in the ACC with 2.1 steals per game vs. conference opponents.
- Raised her averages in ACC play with 15.1 points per game, tied for 14th in the conference.
- Led the Seminoles in usage percentage at 26.4 percent, being involved in a heavy amount of plays as a junior.
- Totaled six 20-point games.
- Shot 70.8 percent (34-of-48) from the charity stripe.
- Had 15 points and eight rebounds vs. Bucknell in NCAA First Round.
- Tied career high with nine rebounds vs. Duke.
- Led FSU once again with 16 points at Georgia Tech.
- Totaled career-high 29 points (11-of-18) vs. Syracuse.
- Led all players with 20 points at Miami.
- Added 11 points and eight rebounds at Pittsburgh.
- Recorded 18 points and seven rebounds at Clemson.
- Had 15 points, including three 3-pointers, at No. 4 Notre Dame.
- Totaled 22 points and 5 3-point field goals in win over No. 9 NC State.
- Added 14 points and five rebounds in a win over Wake Forest.
- Huge performance at Virginia Tech: 27 points (23 in the second half), 10 made field goals and six steals (tied for the second-most steals in any ACC game).
- Complete game at B.C. with 12 points, five rebounds and four assists.
- Big game at North Carolina with 20 points and six rebounds.
- Contributed with 13 points, including nine in the second half, and added five boards and five assists at Virginia in ACC opener.
- Had 14 points and four steals vs. Georgia State.
- Added 12 points, including 5-of-6 from the line, vs. Creighton.
- Totaled 12 points, 4 assists and 4 steals in win at Mercer.
- Delivered 16 points, 6 assists and 5 boards vs. Penn State.
- Had a career performance in big win over No. 12/14 Iowa: 25 points, including 15 in the second half, along with five rebounds.
- Recorded eight rebounds and three steals vs. Eastern Kentucky.
- Led all scorers with 14 points vs. LSU.
- Drilled a career-best five 3-point field goals vs. Jacksonville.
- Had 10 points, 2 steals and 2 assists vs. Florida

COACHES

ADMIN

HISTORY

SOPHOMORE SEASON (2017-18):

- Took a big step forward as a sophomore, raising her averages in points (8.6), rebounds (4.8), shooting (40.2 percent) and steals (1.5).
- Led Florida State with 48 steals.
- Finished the year with an impressive 70.1 (47-of-67) free throw shooting percentage.
- Totaled 13 double-figure scoring games, none better than her career-best 23-point outing against Miami at home on Jan. 11, 2018.
- Had three games with four or more steals, including five in a key win at Iowa on Nov. 29, 2017.
- Assumed back-up point guard duties behind AJ Alix, recording nine games with more assists than turnovers.
- In three meetings with rival Miami, she averaged 16.3 points, 5.7 rebounds and 5.3 assists.
- Averaged the sixth-most minutes on the team with 24.8 minutes per game.
- Posted eight points and eight rebounds vs. Little Rock (3/17/18).





- 10 points, five rebounds and four assists at Duke (2/19/18).
- Near triple-double (18 points, 10 assists, 9 boards) at Miami (2/11/18), which would have made her the third Seminole to record a triple-double in a game.
- Scored 10 points at NC State (2/1/18).
- Career-high six assists at Wake Forest (1/18/18).
- Recorded 14 points (6-of-9) against Virginia Tech in 24 minutes (1/14/18).
- Led FSU with 23 points (9-of-13) with five rebounds vs. Miami (1/11/18).
- Then-career high of 18 points (6-of-14) in win at Clemson (1/4/18).
- Posted 13 points (5-of-9) in 23 minutes vs. UNC (12/31/17).
- Had 10 points on 4-of-8 shooting at No. 8 Texas (12/17/17).
- Totaled 12 points (5-of-12), seven boards and three assists at JMU (12/3/17).
- Then-career-high 14 points along with five boards vs. Samford (11/26/17).
- Had eight points, seven boards and four assists vs. SHU (11/24/17).
- Had first double-figure points game with 10 at Grambling State (11/19/17), adding eight rebounds.
- Recorded seven points with five boards at Florida (11/17/17).

FRESHMAN SEASON (2016-17):

- Appeared in 17 games as a freshman, averaging 2.5 points and 1.6 rebounds in 8.9 minutes per game.
- Missed nine games due to a foot injury.
- Totaled seven points (3-of-5), five boards and three steals at Clemson (1/15/17).
- Eight points and three assists in 93-47 win at UAB (12/10/16).
- Totaled seven points, two rebounds and one steal in win over Western Carolina (12/04/16).
- In win over Winthrop, had five points, one rebound, two assists and one steal (11/24/16).
- Had four points and four rebounds in 13 minutes off the bench vs. Jacksonville (11/17/16).

AT PEACH COUNTY HIGH SCHOOL:

- Highly-ranked guard who rates 57th overall in the class of 2016.
- Two-sport star at Peach County High School who put up huge numbers in basketball while excelling at several events in track & field.
- Atlanta Journal Constitution 3A Player of the Year as a senior and a two-time Telegraph All-Middle Georgia Girls Basketball Player of the Year in 2015 and 2016.
- Effective scorer in high school with a career average of 23.9 points per game. She recorded scoring averages of 25.0 points (freshman), 26.6 points (sophomore), 25.3 points (junior) and 19.3 points (senior).
- Enjoyed a memorable senior year where she recorded 19.3 points, 7.6 rebounds, 5.3 assists and 6.4 steals per game.
- Helped Peach County get over its "second round hump" with a classic 44-point performance in a 61-48 win over Ringgold in the second round of the GHSA Tournament in 2016.
- Three-time Georgia 3A First Team All-State performer from 2014-16, and a second-team player in 2013.
- Averaged seven steals per game as a junior in 2014-15, and shot 59 percent from the field as a sophomore in 2013-14.
- Joined former teammate A'Tyanna Gaulden as members of the 2015-16 American Family Insurance ALL-USA Georgia Girls Basketball Team.

ALL ABOUT ME

- Born: February 22, 1998.
- Parents: Charlotte and Leonard Woolfolk.
- Major: Interdisciplinary Social Sciences.
- Nickname: Naj
- How did you first get into playing basketball? My parents played basketball at the park all the time and one day when they were playing I walked in the middle of the game and cried until I got the ball and that was it. At the age of 3, I chose my future.
- Favorite Movie: Step Up 2
- Favorite Song: Dangerous – Meek Mill
- Explain a hardship you have overcome: My freshman year of college when I broke my foot. I went through depression and was giving up on myself. My family lifted me up and I overcame it.
- What shows are you watching these days? The Following, The 100, and Law & Order SVU.
- What is something many people don't know about you? I played football and softball was my second favorite sport.
- What would be the name of your autobiography? A Defeated Underdog Comes Out on Top.
- What is your favorite home-cooked meal? soul food.
- Number of brothers and sisters: 4 brothers and 2 sisters.
- Outside of hoops, what are some of your passions in life? Helping others and giving back
- If I was a genie and granted you three wishes, what would they be? 100 million dollars, to travel the world for free, and I'd wish that my family could live forever.
- What are the top things on your bucket list? Snowboarding or zip lining across a forest.
- If you were to win the \$500 million lottery, what are some things you would do? I would buy my parents a new house, buy all of my siblings' cars, and invest in something/start my own business.
- If you could choose to give back to any cause, what would it be and why? Anything dealing with cancer because my grandmother had it.
- What's the most inspirational story you've heard about? People overcoming the struggle and being successful business owners or athletes coming from nothing and becoming great pro athletes.
- What's the best piece of advice you've received? Struggles are hard, but if you let them defeat you then where do you end up?

#31 | SAVANNAH WILKINSON

PREVIEW



- JR
- 6-0
- Forward
- London, England
- Barking Abbey

PLAYERS

CAREER HONORS:

- 2018-19 ACC Academic Honor Roll.
- 2019 Arthur Ashe Jr. Scholar Second Team.
- 2017-18 Golden Torch Award Winner for Academics

SOPHOMORE SEASON (2018-19):

- Willingly accepted a role in the low post due to FSU being short-handed with injuries.
- Played in all 33 games, averaging 23 minutes primarily off the bench.
- Averaged 3.1 points, and finished third on the team with 4.5 rebounds per game.
- Shot 36.4 percent (43-of-118) from the floor and tied for third on the team with 11 blocked shots.
- Ranked third on the team with a 48.8 two-point field goal percentage.
- Totaled eight points at Miami, tying her ACC season high.
- Added eight points, seven boards and two blocks vs. Pitt.
- Added six points in 21 minutes vs. No. 9 NC State.
- Recorded six points vs. Wake Forest.
- Tied career high with nine rebounds at Virginia Tech.
- Added seven rebounds and four points at North Carolina.
- Had seven rebounds and added six points in strong defensive effort at Virginia.
- Ripped down a career-high nine boards and also had career-high three assists vs. Georgia State.
- Added 10 points with two assists vs. Eastern Kentucky.
- Pulled down six rebounds along with eight points vs. Florida.
- Set her season high in points in the opener vs. Troy, totaling 11.

FRESHMAN SEASON (2017-18):

- Had a good learning experience in her first season, averaging 2.5 points, 1.5 rebounds in 9.1 minutes played off the bench
- Shot very well from 3-point range, shooting 43.3 percent (13-of-30).
- Shot 45.8 percent (22-of-48) from the floor overall.
- Totaled five points in 11 minutes vs. Little Rock (3/17/18).
- Had six points on two 3-point field goals vs. Clemson (2/15/18).
- Went 2-of-2 from 3-point range in win over Virginia Tech (1/14/18).
- Totaled seven points, including two 3-pointers, vs. Miami (1/11/18).
- Career-best 14 points, including four 3-pointers, in 24 minutes at Clemson (1/4/18).
- Added four points and four boards in 11 minutes at Grambling State (11/19/17).
- Scored seven points (3-of-4) with four rebounds at Jacksonville State (11/12/17).
- Raised her game in the summer 2018 at the FIBA U20 Women's European Championship, averaging 20.9 points and seven rebounds.
- Posted a 34-point performance against Lithuania in the group phase of the FIBA U20 Women's European Championship, going 11-of-20 from the floor with eight 3-point field goals.
- Finished first among all players at the FIBA U20s with 6.3 made free throws per game while placing second in points.

AT BARKING ABBEY BASKETBALL ACADEMY:

- A 5-foot-11 guard with immense versatility, showcasing an excellent combination of long-range and mid-range shooting while also being able to drive efficiently to the hoop.
- Considered the top young player in Great Britain with an excellent basketball future.
- Ranked 52nd overall by ESPNW Hoopgurlz and 17th overall at the guard position.
- The third Seminole in the last year (2017) who carries Senior Women's National Team experience after being called up to Great Britain's top-level team in 2015, joining Leticia Romero and Leonor Rodriguez of Spain.
- Played for the Great Britain Senior Women's National Team at the EuroBasket 2017 Qualifiers, averaging seven points, six rebounds and 1.5 assists in a loss to Italy and a win over Albania.

COACHES

ADMIN

HISTORY



- Product of Barking Abbey Basketball Academy, which was founded in 2005 and is also connected to the long-standing school that provides a quality education.
- Becomes the second Barking Abbey player to compete with Florida State, joining former men's player Robert Gilchrist (2012-14).
- In 2015-16, the athletic combo guard averaged 15.1 points, 8.5 rebounds, 1.5 assists and one steal while leading Barking Abbey to the Women's British Basketball League championship game.
- Her U.S. college recruitment included a number of schools, most notably Kentucky, Wisconsin and Purdue.
- Named to the 2016 Molten WBBL All-British Team and earned the Molten WBBL Young Player of the Year in 2015 as a 16-year old, which is open to all players 21 years old or younger.
- Nearly averaged a double-double, scoring 10.4 points per game with 9.3 boards, in 2015.
- Competed in the 2015 U18 European Championship where she averaged 8.9 points, 8.4 rebounds and 1.9 assists.
- In the summer 2016 in Montenegro, she averaged 9.5 points in the U20 European Championship, including 16-point and 15-point efforts against Romania and Montenegro, respectively.
- Averaged 14.9 points, 11.6 rebounds and 1.1 assists in the 2014 U16 European Championship. Also participated in the U16 Championship in 2012 and 2013.
- Played for Great Britain at the 2013 Australian Youth Olympic Festival.

ALL ABOUT ME

- Born: October 31, 1998.
- Parents: Martin and Elisha Wilkinson.
- Major: Hospitality.
- Favorite movie: White Chicks.
- Favorite song: "Never Too Much" by Luther Vandross.
- Explain a hardship you have overcome: My auntie had passed away the second day I arrived at FSU. It made me realize and appreciate that reaching for my dreams will cause me to miss out on significant memories in my family life, but I realized that spiritually I will always be connected.
- What shows are you watching these days? Friends.
- Most gratifying thing you have been a part of? At Firs Farm Primary School, I got to coach my little brother, and I got to speak to some of the younger girls.
- Favorite home-cooked meal? My mom's lasagna – it has ground beef but it's completely different from American lasagna. It's not as creamy.
- Number of brothers and sisters? Two brothers (27, 11) and a sister (20).
- If I were a genie and granted you three wishes, what would those wishes be? Travel in time, teleport, and to wish for more wishes.
- If you were to win the \$500 million lottery, what are some of the things you would do? Buy a convertible beetle for my mom, and spend some of it on gadgets because I'm big into technology.
- What current issue/issues in today's world most fascinate you? Generally following Brexit.
- If you could choose to fight for or give back to any cause, what would it be and why? Cancer research.
- What is the most inspirational story you've ever heard? When my older brother got meningitis, he was supposedly an hour away from passing away. He had to get a few of his fingertips taken off, but it was supposed to be even more parts of his body. Thankfully he is still here today.
- If you could spend an hour with anyone, living or dead, who would it be and why? Right now, my family because I'm away from home.
- What's the best piece of advice you've ever received and from who? One was from my coach in England who said "Don't believe the hype." My mom says "Feel the fear and do it anyway."

#3 | SAYAWNI LASSITER



- RS-50
- 5-10
- Guard
- Dorchester, Mass.
- Newton North High School

HONORS:

- Arthur Ashe Jr. Sports Scholar Third Team.
- 2018-19 ACC Academic Honor Roll.

REDSHIRT SOPHOMORE SEASON (2019-20):

- Expected to miss the 2019-20 season due to a knee injury.

REDSHIRT FRESHMAN SEASON (2018-19):

- Played in 27 games off the bench, averaging 13.0 minutes per game.
- Had four games with 20+ minutes played (career-high 24 minutes vs. NC State on Feb. 7).
- Averaged 2.1 points, 1.6 rebounds and shot 80 percent (20-of-25) from the free throw line.
- Posted a strong 1.4 assist/turnover ratio with some ball-handling duties off the bench.
- Career-high five rebounds in NCAA First Round game vs. Bucknell.
- Four points and four boards vs. No. 9 NC State.
- Added a career-best six assists vs. Wake Forest.
- Career-high 11 points, including 8-of-8 from the free throw line, in win vs. Miami.
- Recorded seven points and three assists at Boston College.
- Totaled seven points in 18 minutes vs. Georgia State.
- Drilled three 3-pointers in win over Penn State.
- Scored first career points in big win over No. 12/14 Iowa, adding five points.
- Made her collegiate debut vs. LSU, playing 15 minutes off the bench.
- Missed the first four games of the season due to a hand injury.

FRESHMAN SEASON (2017-18):

- Sat out her entire freshman season to rehab from a season-ending knee injury sustained during off-season workouts in September 2017.
- Resumed to full speed after a rigorous rehab in the spring 2018.
- Handled back-up point guard duties in August 2017 during Florida State's Foreign Tour to Italy and Spain, impressing with her ability to distribute.
- Learned behind redshirt senior point guard and Nancy Lieberman Award Top 10 Watch List member AJ Alix in the 2017-18 year.

AT NEWTON NORTH HIGH SCHOOL:

- Talented play-maker who showed off strong leadership, great floor vision and good long-range scoring at the prep level.
- Becomes the second Massachusetts native to suit up for Florida State, joining former guard Michelle Frank (1993-94) of Sandwich, Mass.
- One of four Massachusetts natives named as a McDonald's All-American Game nominee.
- Rated 19th among point guards in the 2017 class by ESPNW Hoopgurlz, earning strong reviews for her ability to excel in the up-tempo game.
- Poured in 1,023 points in three seasons at Newton North.
- Averaged 20.7 points per game while leading Newton North to the Division I State Tournament as a junior in 2015-16.
- Recorded 20 points per game as a senior while being named the Bay State MVP.
- Led her team to the Division I South Quarterfinals as a senior, contributing 31 points in a season-ending loss to Newton South.
- Uses her body well to draw contact and can also win 1-on-1 matchups on the offensive end with her knack for creating space.
- Played for the Boston Showstoppers AAU squad. Her Uncle Clinton was her AAU Coach, while her older sister Ednajia is a sophomore guard at Rhode Island.
- Began playing basketball in third grade as a member of her uncle's AAU team, crediting him for her development while owing it to her sister for introducing her to the game. She has played alongside her older sister Ednajia ever since.
- The 5-foot-10 player has impressed colleges with being able to finish consistently in traffic, attack the basket and rebound well from the guard position.
- Lassiter is rated as a four-star player via Prospects Nation.



- Battled back from a season-ending knee injury as a freshman to enjoy an outstanding high school career despite missing her sophomore season.
- Received approximately 40 collegiate offers before deciding on Florida State, signing her National Letter of Intent on Nov. 11, 2016.
- Named to the Boston Globe Girls Basketball All-Scholastics five-member Dream Team as a senior.

ALL ABOUT ME

- Born: June 16, 1999.
- Parents: Natasha Lassiter and James Coakley.
- Major: Finance
- Nickname: Say Say
- How did you first get into playing basketball? I played soccer initially, but then my sister convinced me to try basketball when I was 8-years-old and I've played ever since.
- Favorite Movie: Glory Road
- Favorite song: Anything that is by Beyoncé.
- Explain a hardship you have overcome: Two ACL tears... sheesh!
- What shows are you watching these days? Power on STARZ
- Most gratifying thing you have been a part of? I've helped at my grandma's senior home, participated in Bingo Nights.
- Something many people don't know about you? My little brother plays hockey and basketball.
- What is the best piece of advice you ever received? Don't announce your every move.
- What would be the name of your autobiography? Secret Life of Say
- Favorite home-cooked meal? Hamburger Helper
- Number of brothers and sisters? 1 brother and 1 sister
- Outside of hoops, what are some of your passions in life? Money and doing well in school
- If I were a genie and granted you two wishes, what would those wishes be? A billion dollars and a mansion
- What are the top three things on your bucket list? Meet Beyoncé, Babysit Beyoncé's kids, and Go to Paris
- If you were to win the \$500 million lottery, what are some of the things you would do? I'd save it and pretend to be broke.
- What current issue/issues in today's world most fascinate you? Immigration
- If you could choose to give back to any cause, what would it be and why? Inner city kids because inner city school systems are terrible and everyone needs the opportunity to make money and receive proper education.
- What is the most inspirational story you've ever heard? How Jay Z went from selling narcotics to being a successful billionaire.

#0 | BIANCA JACKSON

PREVIEW



- RS-SO
- 5-11
- Guard
- Montgomery, Ala.
- Brewbaker Tech Magnet/South Carolina

PLAYERS

AT SOUTH CAROLINA (2017-19):

- SEC All-Freshman Team guard for the Gamecocks in 2017-18.
- As a freshman at South Carolina, she started 25 games and averaged 7.3 points, 3.4 rebounds, 1.8 assists and shot 39.4 percent (41-of-104) from deep.
- Against top-ranked UConn on Feb. 1, 2018, she finished as the team's leading scorer with 20 points.
- Led the Gamecocks with 14 points against 15th-ranked Missouri on Jan. 7, 2018.
- As a freshman, she recorded double figures in scoring against four Top 25 teams and three in post-season play.
- As a sophomore, Jackson helped South Carolina reach the NCAA Sweet 16 after playing in 32 games and averaging nearly 18 minutes per game.
- Recorded four games with 10+ points in the 2018-19 season, highlighted by a 14-point effort at Purdue on Dec. 16, 2018.
- In each of her two seasons at South Carolina, Jackson's opening games came against Alabama State, where her mother (Freda Freeman-Jackson) has coached in each of the last 21 seasons.
- She scored eight points in her collegiate debut vs. Alabama State in Columbia, S.C., then added 13 points at Alabama State in what was a homecoming game to begin the 2018-19 season.

COACHES

BEFORE SOUTH CAROLINA:

- Ranked 54th in the 2017 recruiting class by ESPNW Hoopgurlz.
- Playing her high school basketball at Brewbaker Tech Magnet, Jackson emerged as one of the top players in Alabama.
- Averaged 24.8 points, 7.8 rebounds and 5.2 assists in her senior year that also included three triple-doubles.
- Crowned the 2017 Alabama Gatorade Player of the Year and earned several other state honors.

ADMIN

ALL ABOUT ME

- Born on: May 11, 1999.
- Parents: Freda Freeman-Jackson and Lewis Jackson.
- Major: Pre-Social Science.

HISTORY



#4 | AMAYA BROWN



- SO
- 5-11
- Guard
- Albuquerque, N.M.
- Cibola High School

FRESHMAN SEASON (2018-19):

- Made a tremendous impact defensively for the Seminoles, becoming one of FSU's top perimeter defenders.
- Was making her way as a consistent starter in the back court until suffering a season-ending knee injury at Virginia Tech on Jan. 27, 2019. Prior to the injury, she had started FSU's previous two games vs. Duke and Louisville and also started at St. John's on Dec. 9, 2018.
- Played in 20 games, averaging 3.1 points, 1.9 rebounds and 1.5 assists in 15.7 minutes per game.
- Her clutch free throws with seven seconds left helped defeat Duke 66-62.
- Had another nice ACC performance with four points and two blocked shots at Boston College.
- Key game at UNC with four points, three rebounds and two steals in 21 minutes.
- Contributed with four points, two assists and two steals vs. Georgia State.
- Dropped a career-best four assists in wins over Milwaukee and Troy.
- Made first career start at St. John's.
- Tremendous lock-down fourth-quarter defense in 57-56 win at Mercer.
- Ripped three steals and had eight points vs. Jacksonville.
- Added seven points in 16 minutes in win over Florida.
- First double-figure game as a Seminole with a career-best 10 points, 5 rebounds and one assist in 19 minutes vs. UNF.

AT CIBOLA HIGH SCHOOL:

- Top-100 player according to ESPNW's Hoopgurlz rankings, and the top player out of New Mexico.
- Aggressive combo guard who attacks the rim relentlessly and is tough to guard in 1-on-1 situations.
- Two-time New Mexico Gatorade Player of the Year, most recently following her impressive senior season in 2017-18.
- Leaves Cibola High School as its all-time leading scorer in three dominant seasons.
- 2017-18 American Family Insurance ALL-USA New Mexico Girls Basketball First Team, averaging 20.6 points, 11.5 rebounds and 3.8 steals per game as a senior.
- Established an eye-popping 345 rebounds, setting a state single-season record.
- Earned 2015-16 American Family Insurance ALL-USA New Mexico Player of the Year honors, averaging 18.2 points, 6.2 rebounds, 3.2 steals and 2.8 assists.
- Led Cibola High to a 25-1 record and a berth in the quarterfinals of the Class 6A state tournament as a sophomore in 2015-16.
- Broke through as a freshman when she was a First Team All-State player and an All-Metro selection.
- Was dubbed as "the best defensive guard in the country," according to New Mexico Elite AAU coach Robert Sanchez.
- Received endless praise out of high school for her appreciation for defense despite having incredible offensive ability.
- Overcame her first season-ending injury in her junior season at Cibola High School in the 2016-17 year.

ALL ABOUT ME

- Born: February 2, 2000.
- Parents: Catina and Greg Brown.
- Major: Sport Management.



#24 | MORGAN JONES

PREVIEW



- 50
- 6-2
- Guard
- Jonesboro, Ga.
- Our Lady of Mercy High School

PLAYERS

FRESHMAN SEASON (2018-19):

- Productive first season with the Seminoles, averaging 5.2 points, 2.8 rebounds and shooting 55.4 percent (72-of-130).
- Earned nine starts over the final nine games of the season, being trusted for her much improved defense and finishing ability.
- Raised her averages in ACC play to 5.6 points and shooting 66.7 percent (38-of-57) from the floor.
- Ended her freshman season as arguably the most improved player on the Seminoles.
- Had a career performance in NCAA Second Round vs. South Carolina, scoring 15 points on seven made field goals along with five offensive rebounds.
- Had six points and six rebounds vs. Bucknell in NCAA First Round.
- Added eight points and three assists vs. NC State.
- Tied previous career high with 12 points and added eight boards at Georgia Tech in what was a homecoming game.
- Had eight points vs. Syracuse.
- Added nine points (4-of-5) vs. Pittsburgh.
- Totaled 10 points and six rebounds at Clemson.
- Tied her career high with seven boards at Notre Dame.
- Posted previous career highs in points (12) and rebounds (7) vs. Wake Forest.
- Stellar performance at Boston College with 11 points on 4-of-4 shooting.
- Added six points and three boards in 16 minutes vs. Georgia State.
- Contributed with six points, four rebounds and two blocks at St. John's.
- Played big minutes in win over No. 12/14 Iowa, adding four points and two steals in 14 minutes.
- Added six points in 18 minutes vs. Jacksonville.

COACHES

AT OUR LADY OF MERCY HIGH SCHOOL:

- Rated 66th by ESPNW, including 19th at the guard position, in the 2018 class.
- Extremely athletic and tall guard who can attack the rim and raise up from mid-range and beyond.
- Three-time Atlanta Journal Constitution First Team Class A all-state player.
- Two-time All-USA Georgia Girls Basketball Team member.
- Averaged 29.5 points, 15.3 rebounds, 4.4 blocks and 3.0 steals per game as a senior at Our Lady of Mercy High.
- During her junior season at Our Lady of Mercy, she played in 20 games averaging 29.3 points per game as well as 15.7 boards while shooting just over 50 percent from the floor.
- Shot 40 percent (29-of-72) from beyond the arc as a junior.

ADMIN

ALL ABOUT ME

- Born: October 2, 1999.
- Parents: Andrew and Jackie Jones.
- Major: Sport Management.
- Nickname: Mo or MoMo.
- How did you first get into playing basketball? My parents put me in almost every sport and I fell in love with basketball right away.
- What is your favorite movie? Love & Basketball
- What is your favorite song? Aston Martin Music by Rick Ross
- What shows are you watching these days? American Horror Story, The Office, and Orange is the New Black
- What is your favorite home-cooked meal? My mom's chili
- Number of brothers and sisters? one brother
- Outside of hoops, what are some of your passions in life? To be an athletic trainer someday.
- If I was a genie and granted you three wishes, what would they be? To meet my grandparents
- What's the most inspirational story you've heard about? Inky Johnson

HISTORY



#32 | VALENCIA MYERS



- SO
- 6-3
- Forward
- Solon, Ohio
- Solon High School

CAREER HONORS:

- All-ACC Freshmen Team.
- ACC Rookie of the Week (Nov. 12, 2018).
- Wyckoff Rookie of the Year.
- 2018-19 ACC Academic Honor Roll.

FRESHMAN SEASON (2018-19):

- Put together one of the more impactful freshman seasons in recent FSU history.
- Most blocked shots (54) by an FSU freshman since Jacinta Monroe in 2006-07, tying for ninth-most in program single-season history.
- Most blocked shots by any ACC freshman and the fourth-most among freshmen nationally in 2018-19.
- Recorded three double-doubles.
- Averaged 8.9 points, 5.8 rebounds, 1.6 blocks and shot 47.6 percent (109-of-229) from the floor.
- Shot 78.5 percent (73-of-93) from the free throw line, second-highest on the team.
- Elevated her free throw percentage to a team-best 82.2 percent (37-of-45) in ACC play.
- Owned three 5-block performances vs. Troy, at St. John's and vs. NC State.
- Had 15 points and six rebounds vs. Bucknell.
- Eight points and four blocked shots vs. Duke at ACCs.
- 11 points, five boards and four blocks at Georgia Tech.
- Big game vs. Syracuse: Season-high 19 points (9-of-9 from the line).
- Went 5-of-5 with 13 points vs. Pittsburgh.
- Had nine points, six boards and five blocks vs. No. 9 NC State.
- Totaled 10 points and six rebounds vs. Wake Forest.
- Recorded three blocked shots vs. Miami.
- Had 13 points and six rebounds vs. Duke.
- Totaled 14 points in 22 minutes at Boston College.
- Added nine points, six boards and two blocks vs. Clemson.
- Made game-winning layup with 47 seconds left at Virginia.
- Totaled 11 points and five boards vs. Creighton.
- Tied career high with five blocks at St. Johns.
- Had 11 points and 14 boards vs. Penn State, the most rebounds by an FSU freshman since Ivey Slaughter had 14 at Pitt on Jan. 2, 2014.
- Had 10 points and 9 boards in win over No. 12/14 Iowa, including the game-clinching free throws.
- Tallied second double-double with 14 points and 12 boards vs. Eastern Kentucky.
- Fourth straight game in double figures with 14 points, eight rebounds and three blocks vs. Jacksonville.
- Had 13 points and 8 rebounds along with two blocks vs. Florida.
- Neared a double-double with 10 points and 8 boards vs. UNF.
- Recorded a double-double in her first game for the Garnet & Gold with 17 points and 10 rebounds vs. Troy.

AT SOLON HIGH SCHOOL:

- The 63rd-ranked player in the 2018 class according to ESPNW's Hoopgurlz
- 2018 McDonald's All-American and Jordan Brand Classic Game participant, joining FSU teammate Izabela Nicoletti in both games.
- Myers was one of 24 senior girls selected to the McDonald's All-American Game among 700 nominees.
- Known as an excellent finisher inside who navigates traffic very well.
- Committed to Florida State on Oct. 23, 2017, rounding out the Seminoles' top-notch freshman class.
- Honored as the Cleveland.com Girls Basketball Player of the Year in 2017-18, leading Solon High School to their second OHSAA Division I state final.
- Averaged 14.6 points, 7.6 rebounds and 2.1 assists as a senior for the Comets, guiding her squad to an undefeated record in the Greater Cleveland Conference.



- Named the Northeast Lakes All-District Division I Player of the Year in 2018, and also earned first team All-Ohio honors.
- Became the 10th player at Solon High to score 1,000 career points, achieving the feat against Medina High on Jan. 10, 2018.
- Won a bronze medal as a member of the USA U16 National Team in 2015.
- AP Honorable-Mention Division I All-Ohio in 2017.

ALL ABOUT ME

- Born: December 7, 1999.
- Parents: Chris and Dana Myers.
- Major: Biology.
- Nickname: Vee
- How did you first get into playing basketball? My mom signed me up to play in 4th grade and I really liked it.
- What is your favorite movie? The Great Gatsby & Jumanji
- Explain a hardship you have overcome: Mental toughness.
- What shows are you watching these days? The 100, Queen of the South, Jane the Virgin.
- What is something many people don't know about you? I can cook.
- What would be the name of your autobiography? Inside Life of Vee.
- What is your favorite home cooked meal? Pork chops, mashed potatoes and greens.
- Number of brothers and sisters? I'm an only child.
- Outside of hoops, what are some of your passions in life? Own something.
- If I was a genie and granted you three wishes, what would they be? Money, see my great grandparents again, and travel the world for free.
- What are some things on your bucket list? Skydiving and visiting Bora Bora.
- If you were to win the \$500 million lottery, what are some things you would do? Travel the world.
- What is the most inspirational story you've heard about? Oprah's life story and her background.
- What's the best piece of advice you've received? Trust the process.

PREVIEW

PLAYERS

COACHES

ADMIN

HISTORY

#33 | IZABELA NICOLETTI

PREVIEW



- RS-FR
- 5-10
- Guard
- Americana, Sao Paulo, Brazil
- Neuse Christian Academy

PLAYERS

CAREER HONORS:

- 2018-19 ACC Academic Honor Roll.

REDSHIRT FRESHMAN SEASON (2019-20):

- Expected to miss her second season after sustaining another knee injury in the off-season.

FRESHMAN SEASON (2018-19):

- Missed the 2018-19 season after sustaining a knee injury in off-season workouts.

AT NEUSE BAPTIST CHRISTIAN ACADEMY:

- Rated the No. 16 overall player in the ESPNW Hoopgurlz rankings for the 2018 class.
- Top-5 guard who shows an exceptional combination of scoring and passing.
- Became the first member of The Triangle (Raleigh, Durham, Chapel Hill) to be named a McDonald's All-American in 2018.
- Joined teammate Valencia Myers in both the McDonald's All-American Game and the Jordan Brand Classic in 2018.
- 2018 North Carolina Gatorade Player of the Year, the first in any sport from her high school.

COACHES

ALL ABOUT ME

- Born on: Aug. 9, 1999
- Parents: Mariza Nicoletti and Walter Costa Leite
- Major: Sport Management
- Nickname: Iza
- How did you first get into playing basketball? My sister started playing when I was four years old, and I always went to practices and games to watch. When I turned five, I decided to start playing.
- What is your favorite movie? Karate Kid.
- What is your favorite song? Too Good by Drake.
- Explain a hardship you have overcome: When I left my family in Brazil and had to come to the United States. At the time, I didn't speak any English and I had to go to school and live with an American host family without being able to really communicate for the first few months.
- What shows are you watching these days? Criminal Minds.
- What is something many people don't know about you? I'm a really good ping-pong player.
- What is the best piece of advice you have ever received? Follow your dreams, doesn't matter how hard it is.
- What would be the name of your autobiography? Izabela Nicoletti: The Brazilian Mamba.
- What is your favorite home-cooked meal? Feijoada (A Brazilian dish).
- Number of brothers and sisters? one sister.
- Outside of hoops, what are some of your passions in life? I love spending time with my family and playing different sports like soccer, ping-pong, etc.
- If I was a genie and granted you three wishes, what would they be? To have my entire family with me in the United States, become a millionaire, and become the greatest basketball coach ever.
- What are the top three things on your bucket list? Visit at least one country on all seven continents, go skydiving, and learn how to speak three more languages.
- If you were to win the \$500 million lottery, what are some things you would do? Buy a house for my family and help poor kids in Brazil.
- What current issues in today's world most fascinate you? The water crisis.
- If you could choose to give back to any cause, what would it be and why? I would give back to the education of kids that live in the "favelas" in Brazil.
- What's the most inspirational story you've heard about? Ray Williams' story.

ADMIN

HISTORY

- Is the first Neuse Baptist Christian Alum to be named the News & Observer Player of the Year in any sport
- Averaged 19.9 points, 4.4 rebounds, 3.7 assists and 1.9 steals per game as a senior at Neuse Baptist Christian Academy en route to a 22-5 record.
- Finished senior year at Neuse Baptist Christian School as an NCISAA 1A All-State Athlete.
- Led Neuse Baptist Christian School to the National Christian Schools Athletic Association title and a runner-up finish in the 1A N.C. Independent Schools Athletic Association during junior season, finishing 27-1.
- Served as a key member of the Brazilian U17 National Team in 2015 and 2016.
- Played on the Brazilian Olympic Team in both 2015 and 2016.
- Once led Brazil's U16 team to a silver medal at the 2015 FIBA Americas by scoring 24 points against the United States.

#10 | KOURTNEY WEBER



- SO
- 5-10
- Guard
- New Orleans, La.
- Ursuline Academy

CAREER HONORS:

- 2018-19 ACC Academic Honor Roll.

FRESHMAN SEASON (2018-19):

- Gained some excellent experience in her first year at Florida State, starting 22 of her 33 games played.
- Averaged 17.5 minutes per game, scoring 3.1 points per game and adding 1.8 rebounds.
- Made all eight of her free-throw attempts as a freshman.
- Tied for third on the Seminoles with 11 blocks.
- Shot 28.2 percent (20-of-71) from beyond the arc, the third-highest 3-point percentage on the team.
- Became a key defensive presence down the stretch of the season for the Seminoles.
- Ended the year with a strong performance off the bench vs. South Carolina, going 3-of-3 from the floor in 10 minutes played in the NCAA Second Round.
- Added six points on two 3-point field goals vs. NC State in the ACC Semifinals.
- Had a big performance in ACC debut at Virginia, scoring 13 points including the go-ahead 3-pointer with 1:41 left.
- Added six points, four boards and three assists vs. Georgia State.
- Career performance at Milwaukee with 16 points, going 5-of-5 from the floor and 4-of-4 from 3-point range. She became the ninth Seminole to go perfect from 3-point range on four or more attempts.
- Dropped three 3-pointers and added four rebounds vs. UNF.
- Registered her first start in her Seminole debut vs. Troy.

AT URSULINE ACADEMY:

- Top-75 player according to ESPNW's Hoopgurlz rankings, coming in at 51st overall and 14th at the guard position.
- Has excelled as a smooth creator with a floor general's mentality, but also showcases a strong mid-range game.
- Averaged just over 23 points per game during senior season in 2017-18.
- Named Most Valuable Player of the Division II Louisiana state championship as a senior, combining for 48 points and 25 rebounds in the state championship semi-finals and finals.
- Helped Ursuline defeat Lee Magnet High in the state championship with 30 points and 11 boards in a 70-43 win.
- Was called a "game-changer and a point-blank scorer" by Lee Magnet coach Valencia Wilson following the state title game.
- Finished her illustrious prep basketball career with 1,614 points.
- Named the 2018 Louisiana Farm Bureau/LSWA Miss Basketball.
- Honored as the 2018 Louisiana Gatorade Player of the Year.
- Selected in February 2018 as the Greater New Orleans Amateur Athlete of the Month.
- Helped lead Ursuline High School to a state championship as a sophomore in 2015-16 and was named the most outstanding player by the Louisiana Sports Writers Association.
- As a sophomore, made the Class 4A All-State team and was named the Player of the Year in 2016.
- Averaged 19 points, four assists, and eight rebounds in 2015-16.
- LSWA First-Team 4A All-State in 2016.
- Honorable-Mention 4A All-State in 2015.
- Was Florida State Women's Basketball's first commit in the 2018 class, having built a solid relationship with FSU's coaching staff since the eighth grade.



ALL ABOUT ME

- Born on: Feb. 16, 2000
- Parents: Kecia Charles and Derrick Weber.
- Major: Entrepreneurship.
- Nickname: Kourt.
- How did you first get into playing basketball? I started playing all sports at the age when you could first start recreational sports.
- Favorite movie: Mean Girls
- Favorite song: Stay Schemin'
- Explain a hardship you have overcome: an ACL injury
- What shows are you watching these days? The Office
- What is your favorite home-cooked meal? Roast beef, broccoli, and cheese rice
- Number of brothers and sisters: 1 brother
- Outside of hoops, what are some of your passions in life? Opening my own business
- If I was a genie and granted you any wish, what would it be? Unlimited money
- What's on your bucket list? To travel the world
- What current issues in today's world most fascinate you? Global warming

PREVIEW

PLAYERS

COACHES

ADMIN

HISTORY

#1 | RIVER BALDWIN

PREVIEW



- FR
- 6-5
- Center
- Andalusia, Ala.
- Pleasant Home

PLAYERS

CAREER HONORS:

- 2019-20 ACC Newcomer Watch List.

BEFORE FLORIDA STATE:

- 2019 McDonald's All-American and Jordan Brand Classic participant.
- Ranked 27th overall in the ESPNW Hoopguriz Class of 2019 rankings, as well as the fifth-best post player.
- Became just the ninth player in Alabama Sports Writers Association All-State basketball history to be named a five-time All-State player.
- Four-time Alabama Class 1A All-State First Team member.
- Averaged a double-double as a senior for Pleasant Home High School with 24.9 points and 13.8 rebounds, and she also added 6.7 blocked shots per game.
- Crowned MVP for the annual Alabama-Mississippi All-Star Game, where she recorded 19 points and 13 rebounds in the game, totaling a double-double by halftime.
- Averaged 23.6 points, 12.1 rebounds, 2.2 assists, 2.9 steals and 4.8 blocks as a junior in the 2017-18 season.
- Named one of 50 high school prospects to the Naismith Watch List as a senior.
- Won the 2017 and 2018 Alabama Sports Writers Association Class 1A Player of the Year.
- Chose Florida State over Kentucky, Alabama, South Carolina, Tennessee, Auburn and UConn.
- Named a finalist for the USA Basketball Women's U17 World Cup Team in 2018.
- Was also a finalist for the 2017 USA U16 National Team.
- As a freshman, she averaged 25.8 points for Pleasant Home and followed with 28.7 points as a sophomore.
- Was also an all-state volleyball player and a state shot put champion.

COACHES

ALL ABOUT ME

- Born on: March 30, 2001.
- Parents: Gabrielle Baldwin and John Baldwin.
- Major: Sport Management.

ADMIN

HISTORY

#34 | LONDON CLARKSON



- FR
- 6-2
- Forward
- Pflugerville, Texas
- Pflugerville High School

BEFORE FLORIDA STATE:

- Top-20 post player who excelled at Pflugerville High School in Round Rock, Texas.
- Brings a strong left-handed game with sound agility and the ability to draw consistent contact.
- Athletic post player who can run the floor well.
- Ranked 68th nationally and eighth in the state of Texas by Prospects Nation, while earning a No. 93 overall rank by Maxpreps.
- Started three years for her varsity squad, registering 17.3 points, 10.0 rebounds, 2.9 steals and 2.1 assists per game in her senior year.
- Led her high school to the Class 5A regional quarterfinals as a senior, earning All-Central Texas First Team honors.
- Fought off a flu bug in a 5A second-round playoff win over Waller, scoring 14 points and bringing down 15 rebounds.
- Earned district offensive MVP honors as a junior and averaged 13.6 points, 7.6 rebounds as well as shooting 56 percent from the floor.
- Guided Pflugerville to a Class 6A co-title as a junior.
- Recorded Texas Association of Basketball Coaches 6A All-State honors as a junior and senior.
- Chose Florida State over LSU, Texas, Kansas and Kentucky.

ALL ABOUT ME

- Born on: October 17, 2000.
- Parent: Mica Williams
- Major: Exploratory.



PREVIEW

PLAYERS

COACHES

ADMIN

HISTORY

#2 | SAMMIE PUISIS

PREVIEW



- FR
- 6-1
- Guard
- Mason, Ohio
- William Mason High School

PLAYERS

BEFORE FLORIDA STATE:

- 2019 McDonald's All-American (11 points; three 3-pointers) and Jordan Brand Classic participant.
- Rated 37th overall by ESPNW Hoopgurtz and seventh at her position.
- The William Mason High School attendee is considered one of the elite shooters not just in her state but across the country.
- Ohio Girls Basketball Report Associate Director Bryce McKey said PUISIS is "one of the elite shooters in the country, if not the best shooter in the country."
- Led the Greater Miami Conference in scoring at 17.5 points per game, shooting nearly 38 percent from beyond the arc as a senior and knocking down 44 3-point field goals.
- In her standout senior year, PUISIS also averaged 6.7 rebounds, 2.2 steals, 1.3 assists and shot 82.8 percent from the free throw line.
- 2019 first team Ohio Prep Sports Writers Association selection.
- Selected to the 2018-19 All USA Ohio Girls Basketball First Team.
- 2019 finalist for Ohio Ms. Basketball.
- Earned a spot on the 2019 Naismith Watch List alongside FSU teammate River Baldwin.
- As a junior, PUISIS shot almost 42 percent from 3-point range, and averaged 16.9 points, 6.1 rebounds, 2.9 steals and 1.4 assists for the Comets.
- In her junior season she dropped 38 points against Hamilton, which included going 7-of-10 from long distance.
- Her older sister Katie is a beach volleyball player at FGCU, and her older brother Eddie is a men's basketball player at Nova Southeastern.
- As a sophomore, she connected on 50 percent of her shots from deep and averaged 16.6 points, 6.0 rebounds and 2.9 steals.
- Announced her commitment to the Seminoles on Sept. 3, 2017.
- Picked the Seminoles over Xavier, Ohio State, Arkansas, Michigan State, Purdue and Wisconsin among several others.

COACHES

ALL ABOUT ME

- Born on: Sept. 6, 2000.
- Parents: Kelly PUISIS and Edward PUISIS.
- Major: Finance.

ADMIN

HISTORY



TOUGHER TOGETHER



COACHES

2019-20 WOMEN'S BASKETBALL

SUE SEMRAU

HEAD COACH


PREVIEW

PLAYERS

COACHES

ADMIN

HISTORY



■ **23rd Season at Florida State**

Career Record: 429-249 (.633)

■ **UC-San Diego, 1985**

■ **Southern California, 1988**

- Associated Press, WBCA and ESPNW National Coach of the Year (2015)
- Four-Time ACC Coach of the Year (2001, 2005, 2009, 2015)
- Women's Basketball Coaches Association President (2013-15)
- Guided FSU to 15 NCAA Tournament appearances, including 14 in the last 15 years
- Five NCAA Sweet 16s, three NCAA Elite Eights and two ACC co-regular season titles
- 44 AP Top 25 victories at Florida State
- All-Time Winningest Coach in FSU History
- 2013 Kay Yow Heart of a Coach Award Recipient
- 2018 Barefoot Coach of the Year
- 7 consecutive 20-win seasons
- The longest active head coach at Florida State University as of July 1, 2019

COACH SUE HONORS

- Florida State Women's Basketball head coach Sue Semrau heads into her 23rd season with the Seminoles, a journey that has been an enormous success since beginning her tenure in 1997.
- A four-time winner of the ACC Coach of the Year award and Florida State's all-time leader in wins, Semrau has earned a reputation as a coach that not only keeps her team in the national rankings by leading her players to victory but also one that helps foster the personal and professional growth of the student-athletes.
- "Coach Sue" has guided the Seminoles to 15 NCAA Tournaments, including three Elite Eight appearances in 2010, 2015 and 2017, five NCAA Sweet 16s in 2007, 2010, 2015, 2016 and 2017, won a pair of gold medals with USA Basketball and has seen 31 student-athletes earn academic all-conference honors.
- Recently, Semrau was a court coach for the USA Basketball Women's National Team from Sept. 30-Oct. 2, 2017, in Santa Barbara, Calif.
- Over the last 10 years, Florida State has averaged over 25 wins per season and had 21 players sign professional contracts either in the WNBA or with an overseas club team. Ten Seminoles have been selected in the WNBA Draft since 2009, most recently Maria Conde in 2019. FSU once had a stretch of three consecutive WNBA first-round Draft picks in Adut Bulgak (12th in 2016), Natasha Howard (fifth in 2014) and Jacinta Monroe (sixth in 2010).
- Semrau is so respected among her peers in the coaching community that she was named president of the Women's Basketball Coaches Association in the summer 2013 after serving as the vice president since 2010. Semrau recently finished up her tenure as WBCA President following the 2014-15 season.
- She owns 13 20-win seasons as head coach of Florida State, including seven straight.

THIS PAST SEASON (2018-19)

- Had the youngest team in the NCAA Tournament with an average age of 19.4 years old, reaching the second round.
- Generated the program's seventh straight 20-win season, finishing 24-9 overall and 10-6 in the ACC.
- Was the only team in the AP Top 25 who had to replace their entire starting five from a season ago. FSU finished 25th in the AP Poll and 23rd in the USA TODAY Coaches Poll.
- Made their 14th NCAA Tournament appearance in the last 15 seasons, joining only Louisville and Notre Dame to achieve that feat in the ACC.
- Finished higher than their predicted 8th/7th place finish in the ACC, placing 6th with a 10-6 league record.
- Tied for the third-fastest team in school history to clinch 20 wins, doing it in 23 games.
- Guided forward Kiah Gillespie to WBCA Honorable Mention All-America honors as well as All-ACC First Team. Freshman forward/center Valencia Myers earned a spot on the All-ACC Freshmen Team.



MOLDING TRUE STUDENT-ATHLETES

- As successful as Florida State has been on the court, Semrau's commitment to community service is just as important to her program's identity.
- Once again in 2018-19, Semrau partnered the Seminoles with Samaritan's Feet, a non-profit organization dedicated to changing lives through shoe distributions around the world. Semrau annually coaches a game barefoot in an effort to raise money, and the Seminoles took a break from the 2010 Junkanoo Jam in the Bahamas to give back on Thanksgiving.
- In the summer 2017, Florida State went to Bainbridge, Ga., to participate in a Samaritan's Feet washing where coaches, student-athletes and support staff made a monumental impact to everyone involved. FSU repeated that effort in 2018 in Tallahassee.
- FSU was also able to spread its message of hope and inspiration to the U.S. Virgin Islands around Thanksgiving in 2016, doing another shoe distribution overseas to an area middle school.
- The 2016-17 Seminoles once again fulfilled their duties of giving back to the community and making strong connections within the Big Bend area. FSU influenced both children and adults by visiting schools, playgrounds and other locations that allowed it to positively impact and connect with the community. The sight of FSU Women's Basketball coaches and student-athletes performing good deeds around the community is not an uncommon one.
- Additionally, the Seminoles have been known to extend a helping hand when on the road, making visits to the Boys and Girls Club at the Coalition for the Homeless in Orlando and elementary schools in Milwaukee, Harlem, West Chester and Wadsworth, Ohio and Martinsville, Ind., as well as the Duke Hospital in Durham, N.C.
- In August 2013, Semrau and the Seminoles held a basketball clinic for youth in Dakar, Senegal, in addition to visiting an orphanage during the team's 2013 Foreign Tour.
- These efforts have molded countless Seminoles into superstars in the game of life following their hoops careers. Current associate head coach Brooke Wyckoff (Class of 2001) and Christian Hunnicutt (Class of 2011) each earned prestigious ACC Postgraduate Scholarships, while Vanessa Fuchs (Class of 2001) served as Interim Athletics Director at Florida State and is currently the Seminoles' Senior Women's Administrator.
- For the third straight year in 2018, FSU tied or led the ACC with four All-ACC Academic Team members.

RECENT SUCCESS

- The 2009-10 season served as the perfect example of just how strong the Florida State's women's basketball program has become under Semrau. The Seminoles captured their second consecutive regular-season ACC Co-Championship and made it all the way to the Elite Eight of the annual NCAA Tournament as a then-program-best No. 3 seed for the second straight season.
- Along the way, FSU set the school record for most wins in a season with 29, most conference triumphs ever with 12 and highest national ranking ever at No. 9. Those three school marks were all broken by the 2014-15 team.
- After the 2009-10 season was complete, star forward Jacinta Monroe was taken sixth overall in the 2010 WNBA Draft by the Washington Mystics; a draft slot that was the highest ever for an FSU women's basketball player prior to Natasha Howard's selection as the fifth pick by the Indiana Fever in 2014.

SUE SEMRAU'S CAREER RECORD

Season	Overall Record	ACC Record (Place)
1997-98	9-18	5-11 (7th)
1998-99	7-20	2-14 (9th)
1999-2000	12-17	4-12 (8th)
2000-01	19-12	9-7 (4th)
2001-02	13-15	4-12 (9th)
2002-03	17-13	8-8 (4th)
2003-04	15-15	7-9 (5th)
2004-05	24-8	9-5 (4th)
2005-06	20-10	10-4 (4th)
2006-07	24-10	10-4 (4th)
2007-08	19-14	7-7 (5th)
2008-09	26-8	12-2 (T-1st)
2009-10	29-6	12-2 (T-1st)
2010-11	24-8	11-3 (3rd)
2011-12	14-17	6-10 (8th)
2012-13	23-10	11-7 (4th)
2013-14	21-12	7-9 (9th)
2014-15	32-5	14-2 (2nd)
2015-16	25-8	13-3 (4th)
2016-17	28-7	13-3 (2nd)
2017-18	26-7	12-4 (3rd)
2018-19	24-9	10-6 (6th)
22 SEASONS	429-249 (.633)	196-144 (.576)

- During a 24-8 campaign in 2010-11, the Seminoles extended their NCAA Tournament streak to seven consecutive years, nabbing another No. 3 seed. Along the way, forward Cierra Bravard nabbed honorable mention All-America honors and teamed with point guard Courtney Ward to capture All-ACC accolades.
- Overall, Semrau has guided 10 different players to All-America honors in her 22 years – most recently Gillespie in 2019.
- It could be argued that Semrau's best coaching job occurred in the 2014-15 record-setting year where new accomplishments were being made seemingly every game. Florida State finished with a 32-5 overall record, shattering the school record for wins while also setting new records for ACC wins (14), Top 25 wins (6, since broken by the 2016-17 team) and regular-season victories (27). For the first time ever, the Seminoles finished undefeated at the Donald L. Tucker Center, going 16-0.
- FSU highlighted its 2014-15 year by earning a 66-65 win over No. 3 seed Arizona State in the NCAA Sweet 16 in Greensboro, N.C., reaching its second Elite Eight appearance in program history. The Noles finished second in the ACC regular season with a 14-2 record, reached the ACC Tournament title game for the first time ever and garnered a program-best No. 2 seed in the NCAA Tournament before taking down Alabama State (91-49) and 20th-ranked FGCU (65-47) in the first two rounds at the Tucker Center.
- Semrau earned several national and conference coaching honors in 2015 after FSU was predicted to finish fifth in the ACC and ultimately steam-rolled most of its competition. She was named the ACC Coach of the Year by the Blue Ribbon Panel and the ACC coaches. Semrau was also named the ESPNW National Coach of the Year, the WBCA Coach of the Year and the Associated Press Coach of the Year.
- Many college basketball fans, media and other personnel took notice of the way Coach Sue was able to blend a team with six new players and create one of the most collective, team-oriented and entertaining groups in the sport.
- Semrau's fourth ACC Coach of the Year honor gives her the distinction of having the most among active ACC coaches.
- The fact that the 2014-15 team became the first in program history to average five double-figure scorers proves how well a new cast of faces played together under Semrau's system. Offensively, the Noles averaged 75.5 points which was their highest in the previous 24 years.
- In 2014-15, FSU also set the single-season record for 3-point field goals made (216), offensive rebounds (625), defensive rebounds (986) and total rebounds (1,611). One of its most impressive feats was being the only Division I basketball team – men's or women's – to out-rebound every opponent during the regular season. Overall, FSU out-rebounded 36 of its 37 opponents.
- Florida State became one of just seven NCAA Division I programs to make the Elite Eight in two of the last three years in 2016-17, finishing with a 28-7 overall record. The Seminoles defeated a school-record nine AP Top 25 teams, including eighth-ranked and second-seeded Oregon State in the NCAA Sweet 16 in Stockton, Calif.
- FSU finished second in the ACC with a 13-3 conference record and tied its highest end-of-season ranking in the USA Today Poll at seventh. The 28 wins tied for the third-most in program history, with 10 of those victories coming against RPI Top 50 opponents.
- Once again, there was no shortage of individual accolades for the Seminoles. Junior forward Shakyla Thomas became FSU's first ACC Player of the Year, while senior point guard Leticia Romero became the program's first three-time All-American. Both standouts were named Associated Press and WBCA All-Americans while being all-conference performers.
- Junior center Chatrice White was honored as the ACC Sixth Player of the Year, the third straight for FSU, and senior Brittany Brown was named to the ACC All-Defensive Team for the second straight season.

- The 2017-18 Noles recorded 25+ wins for the fourth straight season, finished with a 26-7 overall record.
- Florida State clinched a double-bye in the ACC Tournament for the fourth consecutive year, finishing third in the conference with a 12-4 record.
- FSU won its 15th consecutive NCAA First Round game, defeating Little Rock – a streak that dates back to 1991. FSU added to that with a first-round win over Bucknell in 2019.
- The Seminoles averaged the second-most points in a season in program history with 81.0 points per game. It was also just the second time FSU averaged 80+ in a season.
- FSU finished the Associated Press Poll ranked 11th, securing a Top-15 finish for four straight seasons to join just seven other schools (UConn, Notre Dame, South Carolina, Baylor, Louisville, Oregon State and Stanford).

CHANGED CULTURE

- Semrau's 429 career win total with the Seminoles more than doubles the second-most victories by an FSU coach (Marynell Meadors, 132), and her tenure has accounted for 15 of FSU's 18 all-time NCAA Tournament appearances.
- Semrau basically built the Seminoles from scratch, as she inherited a program coming off a 5-22 record in 1996-97 and hadn't reached double figures in wins in four years. She has accumulated 44 AP Top 25 wins in her 22 seasons. When she arrived in Tallahassee, FSU had not won vs. a nationally-ranked team in the previous four seasons.
- By her fourth year, Semrau had completely turned the program around, capturing a 19-12 record and the first NCAA Tournament appearance in a decade. The 2000-01 season served as the jumpstart for unprecedented success.
- FSU had only four 20-win seasons before Semrau guided the Noles to six 20-win seasons over a seven-year stretch beginning in 2004-05. She has now led the Noles to 13 20-win campaigns through 22 seasons, including a 32-win season in 2014-15.

A RESPECTED AND SEASONED COACH

- Prior to coming to Florida State, Semrau served three years as an assistant coach and recruiting coordinator at the University of Wisconsin under Jane Albright. While in Madison, she contributed to the Badgers' three-straight winning seasons and two NCAA Tournament appearances, including the program's first ever back-to-back 20-win seasons.
- Semrau first joined Albright at Northern Illinois in 1991 where she assisted in leading NIU to three consecutive NCAA Tournament appearances.
- Before her hiring at Northern Illinois, Semrau served as head women's basketball coach and assistant athletic director at Occidental College in Los Angeles for four years where she compiled a 51-47 overall record.
- She also coached soccer for two seasons and was responsible for the administrative duties of fundraising and promotions at the Division III institution.
- Semrau also worked as the public relations and promotions director for the L.A. Heat professional soccer team from 1986-87, and as the public relations director for the Seattle Storm soccer team in the previous year.
- A native of Seattle, Wash., Semrau is a graduate of Shorecrest High School. She went on to attend the University of Puget Sound for two years. Semrau transferred to the University of California-San Diego in 1984 where she was a team co-captain and Co-MVP.
- She graduated in 1985 with a bachelor's degree in communications and received her master's degree in athletic administration from the University of Southern California in 1988.
- Coach Sue is the Godmother of associate head coach Brooke Wyckoff's daughter, Avery (5 ½).



SUE SEMRAU
HEAD COACH



SEMRAU VS. ALL OPPONENTS

Akron	2-0	Florida A&M	2-0	Milwaukee	1-0	St. John's	3-0
Alabama	1-0	Florida Gulf Coast	3-0	Minnesota	2-0	St. Mary's	1-0
Alabama A&M	1-0	Florida International	3-2	Mississippi	1-0	South Alabama	1-0
Alabama State	4-0	Fordham	5-0	Mississippi State	2-1	South Carolina	0-3
Alcorn State	1-0	Furman	1-0	Missouri	3-0	South Florida	5-1
Arizona State	3-2	Georgia	0-4	Missouri State	0-1	Southeast Missouri State	2-0
Arkansas	0-1	Georgia Southern	1-0	Montana	1-1	Stanford	1-2
Auburn	2-3	Georgia State	4-0	Murray State	2-0	Stetson	6-0
Austin Peay	1-0	Georgia Tech	21-11	Nebraska	0-2	Syracuse	3-3
Baylor	0-2	Gonzaga	1-0	New Orleans	1-0	UAB	5-0
Bethune-Cookman	1-0	Grambling	2-0	UNC-Asheville	1-0	UCF	9-1
Boston College	16-1	Hartford	1-0	North Carolina	9-22	UNC Greensboro	2-0
Bucknell	1-0	Harvard	2-0	North Carolina A&T	1-0	UT-Arlington	1-0
Buffalo	0-1	Hawaii	1-0	North Florida	9-0	UT-Martin	1-0
Cal State Fullerton	1-0	High Point	1-0	Notre Dame	1-8	UT-San Antonio	1-0
Charleston Southern	1-0	Hofstra	1-0	NC State	13-21	TCU	1-0
Charlotte	3-0	Indiana	3-0	Northern Arizona	0-1	Temple	4-0
Chattanooga	0-2	Iowa	3-0	Northern Colorado	1-0	Texas	0-2
Chicago State	2-0	Iowa State	1-1	Oakland	2-1	Texas A&M	2-1
Clemson	29-14	IUPUI	1-0	Ohio State	1-1	Towson State	1-0
Cincinnati	1-0	Jacksonville	9-0	Oklahoma State	0-1	Troy	2-0
Colgate	1-0	Jacksonville State	2-0	Old Dominion	1-0	Tulane	3-0
College of Charleston	1-0	James Madison	2-0	Oregon State	1-0	Tulsa	3-1
Colorado State	1-0	Lipscomb	2-0	Pacific	1-0	Valparaiso	0-1
Connecticut	0-9	Little Rock	1-0	Penn State	2-0	Vanderbilt	2-1
Coppin State	1-0	LIU-Brooklyn	1-0	Pepperdine	0-1	Virginia	18-20
Creighton	2-0	Long Beach State	2-0	Pittsburgh	6-0	Virginia Tech	18-2
Dayton	1-0	LSU	1-4	Prairie View A&M	1-0	Wake Forest	24-7
DePaul	0-2	Louisiana Tech	2-2	Princeton	1-0	Washington	0-4
Duke	8-30	Louisville	5-4	Purdue	1-0	Western Carolina	5-0
Duquesne	0-1	Loyola-Chicago	1-0	Richmond	1-1	Western Illinois	1-0
East Carolina	1-0	Maryland	13-14	Rutgers	1-0	UW-Milwaukee	1-0
East Tennessee State	1-0	Massachusetts	1-0	Sacred Heart	1-0	Virginia	0-1
Eastern Illinois	1-0	Mercer	7-0	Sam Houston State	1-0	Winthrop	1-0
Eastern Kentucky	3-0	Miami	26-9	Samford	4-0	Wright State	1-0
Fairfield	1-0	Miami (OH)	2-0	San Francisco	0-1	Xavier	1-2
Fairleigh Dickinson	1-0	Michigan	1-0	Savannah State	2-0	Yale	1-1
Florida	12-12	Michigan State	1-1	St. Francis (NY)	1-0		
Florida Atlantic	2-0	Middle Tennessee	1-0	St. Joseph's	1-0		

BROOKE WYCKOFF

ASSOCIATE HEAD COACH

PREVIEW



- 9th Season at Florida State
- Florida State, 2001

PLAYERS

- She sparked the rise of the Florida State women's basketball program as a standout player on the court from 1997 to 2001. Ten years later, Brooke Wyckoff returned to the Seminoles – this time on the bench, joining Sue Semrau's revamped staff beginning in the 2011-12 season.
- Through eight seasons, Wyckoff's tremendous results in defensive game planning, coaching the post players, recruiting, scouting and other areas resulted in a reward: Being named the team's associate head coach on May 1, 2018.
- In her five seasons of taking over the defense, FSU's sub-60 points allowed in three of the past five years mark the only three times the program has surrendered less than 60 in a season.
- Wyckoff's first season as associate head coach began as a tall task, but she helped Florida State soar past expectations: The Seminoles were the youngest team to play in the NCAA Tournament with an average age of 19.4 years old, reaching the NCAA Second Round. A team that had to replace its entire starting five entering the year finished 24-9 overall and 10-6 in the ACC in 2018-19.
- Defensively, the 2018-19 squad that included several new faces improved its points per game allowed average by -3.1 per game from the year before. Opponents also made just over one 3-point field goal less per game in 2018-19 compared to the previous year, and a 10-1 record in five-point games or less also highlighted key defensive stops that were made down the stretch of several games.
- In 2017-18, the Seminole standout helped FSU record 25+ wins for the fourth straight season, finishing with a 26-7 overall record. The Seminoles once again displayed their rebounding hallmark, ranking sixth nationally in rebound margin and 11th in rebounds per game.
- Inside players Shakayla Thomas, Ama Degbeon and Chatrice White each enjoyed banner senior seasons in 2017-18 – Thomas became FSU's second three-time All-American, while White and Degbeon developed into two of the ACC's most feared defensive post players.
- She has helped Florida State mark its territory in her native state of Ohio, signing McDonald's All-American Valencia Myers of Solon, Ohio. Myers helped compose another Top-5 recruiting class for the Seminoles in 2018, and she churned out an All-ACC Freshman Team season in 2018-19 with 54 blocked shots – the most by a Seminole freshman since Jacinta Monroe in 2006-07.
- Wyckoff also brought in sharp-shooter Sammie Puisis as part of the 2019 signing class. Puisis is a Mason, Ohio, native who adds another McDonald's All-American to the program.
- Wyckoff helped post player Chatrice White have a strong first season with the Seminoles, earning ACC Sixth Player of the Year honors in 2017. Front-court performer Shakayla Thomas was named the ACC Player of the Year and earned All-America honors for the second straight season.
- Wyckoff's recent season in 2016-17 once again produced strong defensive results: The Seminoles went to their second NCAA Elite Eight in three years after allowing just 58.3 points per game, the third straight year they have held opponents to under 60 points per game. FSU led the ACC in rebound margin, rebounding defense, rebounding margin and offensive rebounding percentage. Since Wyckoff has taken control of the defensive game plan, FSU has put up record-setting numbers against the opposition.
- Her Spanish connections, being fluent in the Spanish language after enjoying a professional career overseas, resulted in point guard Leticia Romero finishing her career as the first three-time All-American in program history in 2016-17.
- In the 2015-16 season, Wyckoff's impact was felt once again. The Seminoles were one of eight programs nationally who enjoyed consecutive trips to the NCAA Sweet 16 and finished the season with a 25-8 overall record.
- Wyckoff's work on the defensive end yielded positive results in 15-16: FSU allowed just 57.5 points per game, which follows a 2014-15 season when it allowed only 57.3 points per game.
- FSU's dominance on the glass was evident again in 2015-16. The Seminoles finished first in the conference in rebounding defense (29.1), rebounding margin (+12.0), defensive rebounding percentage (73.2) and offensive rebounding percentage (44.1 percent). Of the 16 ACC opponents faced, 11 were held to under 40 percent shooting.

COACHES

ADMIN

HISTORY





PREVIEW

PLAYERS

COACHES

ADMIN

HISTORY

- She was an instrumental part of Florida State's 2014-15 campaign that included a school record for wins (32-5) and the program's second trip to the NCAA Elite Eight. The Seminoles finished the season with their highest final ranking ever at seventh in both the Associated Press and USA Today Polls as well as the RPI.
- Wyckoff's work with the post players proved to be beneficial for two-time All-American Adut Bulgak. The Edmonton, Canada, native flourished in her senior year as a WBCA All-American, the Team MVP, an All-ACC performer and a Senior CLASS All-American. Bulgak was selected with the 12th pick in the first round of the WNBA Draft to the New York Liberty, giving FSU a run of three straight first-round selections (all post players in Bulgak, Natasha Howard and Jacinta Monroe).
- Wyckoff's primary scouting duties shifted to the defense and her hard work in game preparation paid dividends for the Seminoles. The 2014-15 Seminoles allowed just 57.3 points per game, which is the lowest they've ever surrendered. Florida State ranked third nationally with a +12.3 rebound margin and held nearly half (18 of 37) of their opponents to under 35 percent shooting. In each of the last two seasons (2015-16 and 2014-15), FSU has finished in the Top 5 in rebounding margin.
- FSU's defense, anchored by Bulgak as a junior, set a school record for total rebounds with 1,611, and allowed just 0.77 points per possession in 2014-15. The Seminoles never allowed more than 80 points scored.
- Wyckoff's efforts on the recruiting trail once again loomed large. Having played professionally in the Canary Islands, she is fluent in Spanish and was a big reason for the arrival of Romero in the 2014 summer. Romero enjoyed an All-America season for the Seminoles in 2014-15 and added more All-America honors as a junior and senior, being granted immediate eligibility mid-season and sparking FSU to a record-setting run.
- In 2013-14, FSU finished 21-12 and reached the NCAA postseason for the ninth time in the previous 10 years. A group that was short on depth due to transfers and injuries at the beginning of the season found a way to reach the second round of the NCAA Tournament and earn 10 Top 100 RPI wins. Senior forward Natasha Howard emerged as one of the top players in the country, averaging 20.5 points, 9.3 rebounds and 59.4 percent shooting.
- Wyckoff has been an influential figure in Howard's life both on and off the court, admired because of her personable nature and ability to connect well with her student-athletes. Under Wyckoff's tutelage, Howard had one of the most dominant seasons in school history as a senior, which included averaging 23.3 points and 9.6 rebounds against top-notch ACC competition. Howard was rewarded with the fifth overall selection by the Indiana Fever in the 2014 WNBA Draft, the highest in school history. Howard went on to win a WNBA Championship with the Minnesota Lynx in 2017 as well as with the Seattle Storm in 2018, winning the WNBA's Most Improved Player that year.
- In the 2012-13 year, FSU posted a 23-10 record, finished fourth in the ACC and advanced to its eighth NCAA Tournament in nine years. Along the way, Wyckoff, a star forward during her playing career, helped the Seminoles land a school-record and a conference-best three players on the All-ACC First Team, as senior guards Alexa Deluzio and Leo Rodriguez and junior forward Natasha Howard collected honors from the conference office.
- Four years later, Rodriguez would join fellow Canary Islands native Romero in the 2016 Summer Olympic Games and earn a silver medal in Rio – the country's first medal in women's basketball.
- Senior forward Chasity Clayton also nabbed ACC Sixth Player of the Year accolades, as Florida State finished in the top 10 nationally in both scoring and field goal percentage. FSU's 74.8 points per game average and .453 shooting percentage were its highest marks in 20 years.
- Without a doubt, Wyckoff was one of the greatest Seminoles ever to wear the Garnet and Gold on the hardwood before playing nine seasons in the WNBA. Wyckoff's experience at the professional level has given the Seminoles a rare commodity on the bench.
- Along with the immediate credibility her hoops career provides, Wyckoff possesses an amiable personality that has made her an immediate hit on the recruiting trail. Her efforts led the Seminoles to sign one of the nation's top incoming recruiting classes in 2013. Led by

- four-star McDonald's All-America center Kai James as well as Ivey Slaughter, Brittany Brown and Gabby Bevilard, the Noles' 2013 signing class featured three Top 100 players and ranked as the nation's No. 7 class by All-Star Girls Report and No. 11 by ESPNW HoopGuruz. That senior class won 106 games at FSU, the most in program history.
- Wyckoff's recruiting abilities shone through once again with the 2014 class, signing highly-touted prospects Shakyla Thomas, Chania Ray and Ama Degbeon. The addition of the No. 1 junior college center in the nation, Adut Bulgak, once again provided the Noles with an abundance of talent as she garnered All-America honors as a junior and senior at FSU.
- Wyckoff also serves as the Seminoles' program's liaison with the FSU academic support staff in addition to her on-court duties. In three of the past four years (2016, 2017, 2018), FSU has either led or tied for the conference lead in All-ACC Academic Team selections.
- In her first year back at FSU, Wyckoff, a star versatile forward during her career, helped tutor all-conference forwards Cierra Bravard and Howard. Bravard later signed a professional contract with the WNBA's San Antonio SilverStars and played the 2013 WNBA season with the Seattle Storm. Howard led the ACC in double-doubles in 2012, then set a single-season school record with 15 double-doubles as a senior.
- A native of West Chester, Ohio, the talented post/wing was one of the top high school players in the country before signing a National Letter of Intent with FSU in 1997 in what was Semrau's first season in Tallahassee.
- In her freshman year, Wyckoff made an immediate impact as she set a single-season record at the time with 80 blocks on her way to earning ACC All-Freshman Team honors. Conference accolades continued to roll in during her next three years with a pair of All-ACC Third Team selections (1999 and 2000) and finally an All-ACC First Team honor as a senior in 2001.
- Wyckoff's 1,350 career points is the 15th-most in school history and her 804 rebounds rank seventh. She ranks No. 2 at FSU in career blocks with 209. She averaged 12.4 ppg and 7.4 rpg while starting all 109 games she played in her career.
- Perhaps most importantly, Wyckoff was the cornerstone of the Seminoles' first winning season in nine years as the team posted a 19-12 record in 2001 and finished fourth in the ACC. That season culminated in the school's first trip to the NCAA Tournament in 10 years and All-America honors for Wyckoff, which was the first national accolade for an FSU women's basketball player since 1993. She capped her career by scoring 14.6 ppg and pulling down 6.6 rpg that final season.
- In addition to boasting the honor of being just one of four former 'Noles to have their jerseys' retired, Wyckoff was also an outstanding performer in the classroom. She is the only Seminole to ever earn four All-ACC Academic Women's Basketball Team honors as well as four nods to the ACC Academic Honor Roll.
- In 2001, she earned an ACC Postgraduate scholarship and was named to the ACC Legends Class of 2010. In 2002, she was named to the 51-member ACC 50th Anniversary Women's Basketball Team.
- She also played with the USA Women's Basketball Select Team for three consecutive summers.
- In 2011, Wyckoff was inducted into the Butler County Sports Hall of Fame as well as the Florida State Athletic Hall of Fame and the Greater Cincinnati Basketball Hall of Fame.
- Following her senior year, Wyckoff was selected by the Orlando Miracle in the second round of the WNBA Draft. She spent two seasons in Orlando before the team moved to Connecticut where she played another three seasons with the Sun.
- She was then selected by the Chicago Sky in the 2006 WNBA Expansion draft and played for that franchise until 2009.
- During her nine-year WNBA career, Wyckoff appeared in 242 games.
- After concluding her professional basketball career, Wyckoff served as an assistant girls basketball coach at Lakota East High School in Cincinnati, Ohio.
- Wyckoff has one daughter, Avery. She is also a founding member of Moms in Coaching, a group of mothers who coach basketball that meet every year at the NCAA Women's Final Four.

JOY MCCORVEY

ASSISTANT COACH

PREVIEW

PLAYERS

COACHES

ADMIN

HISTORY



- 2nd Season at Florida State
- St. John's, 2010

- Assistant Coach Joy McCorvey begins her second season with the Seminoles in 2019-20 – her latest chapter in a coaching career that spans nearly a decade and points to a rising star in the profession. Her first year with the Garnet and Gold in 2018-19 is evidence of her upward trajectory.
- Spear-heading the team's recruiting efforts and low post play, Florida State made large strides in both areas in McCorvey's first go-around. The Seminoles' 2019 signing class consists of five-star players River Baldwin (Andalusia, Ala.) and Sammie Puisis (Mason, Ohio) as well as Top-20 post player London Clarkson (Pflugerville, Texas). The three incoming freshmen blend with an experienced unit to form a group with high expectations in the 2019-20 season.
- Kiah Gillespie and Valencia Myers enjoyed standout seasons in 2018-19 under the wisdom of McCorvey. Gillespie earned WBCA All-America honors and earned a spot on the competitive All-ACC Team. Myers, in her first season, made the All-ACC Freshmen Team and emerged as one of the nation's most feared shot blocked with 54 rejections.
- McCorvey played a big role in helping coach a Seminole squad that had to replace its entire starting five in 2018-19 to a 24-9 overall record and a 10-6 mark in the ACC. Despite entering the year with a majority of new faces and depleted depth due to injuries, FSU was able to make its 14th NCAA Tournament appearance in the last 15 seasons.

- McCorvey was announced as an assistant coach for the Florida State Women's Basketball team on May 4, 2018, by head coach Sue Semrau.
- McCorvey spent her previous six years (2012-18) as an assistant coach at Michigan out of the Big Ten.
- A four-year captain at St. John's from 2006-10, she helped build up the Michigan women's basketball program during her six seasons in Ann Arbor.
- One of her responsibilities over her previous five years at Michigan was the development of her post players, helping pave the way for a second-round NCAA Tournament appearance for the Wolverines in 2017-18.
- Michigan led the Big Ten in rebound margin at +8.5 per game, a statistic that has been synonymous with Florida State's success.
- A special 2016-17 season in which Michigan set its program mark with 28 wins included helping former post player Cyeshia Goree receive her second consecutive All-Big Ten second team honor.
- McCorvey's established résumé also includes coaching five different players to eight All-Big Ten honors, including incoming Florida State Women's Basketball graduate assistant Jillian Dunston who earned a spot on the 2018 Big Ten All-Defensive Team.
- She received a Bachelor of Science in Child Education from St. John's in 2010.
- McCorvey was part of a coaching staff that signed a consensus Top-20 signing class in 2015.
- As a former student-athlete from 2006-10, she led the Red Storm to three post-season trips which included an NCAA Second Round appearance in 2010.
- She ranks third at St. John's with 777 career rebounds and is one of just four players at the school with 700+ points and rebounds.
- McCorvey, a three-time BIG EAST All-Academic Team selection, was an assistant coach at her alma mater in 2011-12 in a season that included ending UConn's 99-game win streak and reaching the program's first NCAA Sweet 16.

JC CARTER

ASSISTANT COACH



- 2nd Season at Florida State
- Southwest Baptist, 2002

- Assistant Coach JC Carter prepares for his second season with the Seminoles after a successful opening stint with the program in the 2018-19 season.
- Carter oversaw the progression of junior guards Nicki Ekhomu and Nausia Woolfolk, both who were integral parts of Florida State's 24-9 overall record last year. Ekhomu took over point guard duties and excelled, averaging 15.0 points, 3.5 rebounds, 4.0 assists and 1.7 steals per game while registering eight 20-point games.
- Woolfolk became one of the ACC's premier defensive guards, but also raised her offensive game with new career highs in points (13.7), field goals made (171), 3-pointers made (43) and steals (55). She led FSU with 16.1 points per game against ranked opponents in 2018-19.
- Working with the team's guards and wings, the progress of FSU's guard-heavy 2018 signing class in Morgan Jones, Kourtney Weber and Amaya Brown was evident last season. All three players, along with Izabela Nicoletti when she rehabs from her knee injury, will be key factors in the immediate future of the program.
- The 2018-19 squad also set a school record for free-throw percentage in a season, shooting 73.5 percent from the charity stripe.
- Florida State Women's Basketball head coach Sue Semrau announced the addition of Carter to the Seminole family on May 4, 2018.
- Carter brings several years of experience coaching both the men's and women's game.
- Carter was an assistant coach over the previous four years at Utah State of the Mountain West Conference.
- A 2002 Southwest Baptist University graduate, he has become an offensive guru over the years.
- While with the Aggies program, he oversaw player skill development, ran summer camps and played a big role in recruiting.
- Under his watch, the 2015-16 season was highlighted by the Aggies ranking in the top half of the Mountain West in every offensive category.
- Carter has coached many all-conference selections – In his four seasons at Utah State, he helped two players earn Mountain West Freshman of the Year honors in guard Eliza West (2017) and fellow guard Funda Nakkasoglu (2015).
- Carter spent one season as a men's assistant coach at John Brown University. He also spent four seasons at his alma mater, Southwest Baptist University, as a men's assistant coach beginning in 2007 and guided it to the Mid-American Intercollegiate Athletics Association title in 2008.
- His first head coaching position was with the SBU women's team for three seasons beginning in 2008.
- His collegiate playing career started at Angelina College in Lufkin, Texas, then transferred to Stephen F. Austin as a sophomore.
- Carter finished his remaining two years at SBU in Bolivar, Mo., and earned the Greg Germany 2002 Senior Leadership Award.
- Carter received his undergraduate degree at SBU in 2002.
- He is the father of two sons, Landon and Tate.



WILL COWEN

DIRECTOR OF PLAYER DEVELOPMENT

PREVIEW

PLAYERS

COACHES

ADMIN

HISTORY



- **2nd Season at Florida State**
- **UC Santa Barbara, 2000**

- Will Cowen brings loads of experience in a variety of ways to Florida State, serving his second season with the Seminoles as women's basketball's director of player development.
- Cowen excels in a variety of roles: assisting the team with advanced scouting, playing a part in game and practice planning, and also serving as the program's community service liaison.
- Cowen was an important member of Florida State's NCAA second round team in 2018-19, going 24-9 overall and 10-6 in the ACC. His prep work helped one of the youngest teams in the country exceed expectations.
- The former Director of Intercollegiate Athletics (2009-18) at Ventura College has 22 years of athletic coaching experience in football, basketball, track and baseball.
- His countless efforts in his final season at Ventura earned him the JC/CC Under Armour Athletics Director of the Year, which was presented to him on June 29, 2018, in Washington, D.C.

- During his tenure, Ventura recorded five state championships and 67 conference championships.
- Cowen's specific basketball background includes serving three years at Ventura (two as the head coach), 15 years of high school coaching and 14 years as a clinician.
- In Cowen's three years with the men's basketball program, Ventura finished with the best record in the Western State Conference in two of those years. Cowen helped guide current Philadelphia 76ers small forward James Ennis III to a professional career after he spent one year under Cowen before transferring to Long Beach State.
- He has served as a clinician at countless camps, including when he worked under "America's Basketball Guru" Pete Newell at one of his famous big man camps. Cowen has also taught at 11 College Tall Women's Camps as well as 44 other high school boys' and girls' camps with Frontline Basketball.
- Other legends of the game whom Cowen has worked with at different camps or clinics include: Ann Meyers Drysdale (Naismith HOF), Bob Kloppenburg (NBA), Gary Kloppenburg (WNBA) and Bill McClintock (1959 NCAA Champion). Cowen takes great pride in sharing ideas, developing great teachers and helping all coaches better prepare communicate and understand their players.
- One of Cowen's top endeavors while at Ventura was securing funding in 2016 for VC Pirates Cove, a student success center serving over 1,300 at-risk students on campus. The program has experienced dramatic improvement in course success rates for enrollees while closing many achievement gaps along the Student Equity Dashboard.
- A native of Ventura, Calif., Cowen earned his Bachelor of Arts Degree from UC Santa Barbara as a Spanish major in 2000. He then got his Masters of Education with an emphasis in physical education in 2003 from Azusa Pacific University.

MELISSA BRUNER

DIRECTOR OF OPERATIONS



- **14th Season at Florida State**
- **Coe College, 1994**

- In order to ensure that everything is running smoothly away from the basketball court, Florida State needs a "coach" behind the scenes. Now in her 14th season with the FSU women's basketball program, Melissa Bruner has the daunting task of keeping everyone on the same page as Director of Basketball Operations.
- A former collegiate head coach and a four-sport letterwinner in college, Bruner is able to deftly handle a wide range of responsibilities in all facets of the program. She coordinates all areas of team travel and is also in charge of facility usage and management of all practices and games.
- She assists head coach Sue Semrau with scheduling and serves as the program's liaison with the athletics department's administration. Bruner oversees the equipment operations for the program and assists with the Seminole girls' summer camps.

- In addition to her administrative duties with the program, Bruner is also in her 13th season working as the color analyst for the radio broadcast of all FSU women's basketball games. She is often on FSU's ACC Network Extra broadcasts alongside various play-by-play commentators.
- Bruner came to Florida State after serving four seasons as assistant athletics director and head women's basketball coach at Coe College in Cedar Rapids, Iowa. The Kohawks reached the IIAC Tournament all four years of her tenure and advanced to the quarterfinals in her final season.
- Bruner's players earned six all-conference honors. Bruner and Semrau previously worked together for two seasons at the University of Wisconsin-Madison while Semrau was an assistant coach.
- Bruner was Director of Women's Basketball Operations for the Badgers for seven years where she assisted in public relations, team travel and practice arrangements. Prior to her duties at Wisconsin, Bruner earned a master's degree in physical education, with a concentration in athletic administration, from Ohio University in 1995. She received her business administration and accounting degree with a minor in physical education from Coe College in 1994.
- As a Kohawk, Bruner earned Academic All-Midwest Conference honors in softball, basketball, tennis and volleyball.
- In recognition for her athletic and academic achievements, she was named a national GTE Academic All-American her senior year of college.



WOMEN'S BASKETBALL SUPPORT STAFF

PREVIEW



AARON TILLMAN
Academic Advisor



ERICK CASTO
Equipment Manager



JOE ALDRETE
Equipment Assistant



BLYTHE BAY
Equipment Assistant



KYRA WEBB
Equipment Assistant

PLAYERS



ADAM SURGUINE
Video Coordinator



LINDA GODDARD
Administrative Support



HOLLI CHAPTON
Marketing Director



EMILY HUTCHERSON
Athletic Training



JOHN NEISER
Director of Communications

COACHES



JILLIAN DUNSTON
Graduate Assistant



NICHOLAS KJAERHOLT
Graduate Assistant



DAVE PLETT
Strength and Conditioning



WENDY BYERS
Business Office



STEPHEN STONE
Sports Information

ADMIN



BECCA MOORE
Director of Recruiting Operations



RYAN ZORNES
Facilities



TAYLOR WHEATON
Facilities



CHANDLER DUNCAN
Ticket Office



ASHTON HENDERSON
Student-Athlete Development

HISTORY



TASHA FISHER
Compliance



CLAIRE IGOE
Sports Nutrition



AIMEE WILLIAMS
Athletic Training Assistant



LYLLIE McBRIDE
Athletic Training Assistant

TOUGHER TOGETHER



ADMIN

2019-20 WOMEN'S BASKETBALL



JOHN THRASHER University President

John Thrasher, a Florida State University alumnus and former state legislator, is the university's 15th president.

Thrasher assumed the presidency on Nov. 10, 2014, after a successful career as a state legislator, businessman, lobbyist and lawyer. As president, Thrasher has focused his efforts on elevating FSU's reputation as a preeminent research institution. He has presided over a \$1 billion fundraising

campaign, advanced the university's academic and research mission, championed diversity and inclusion, and welcomed the best and brightest students in the university's history.

Thrasher earned a bachelor's degree in business from Florida State in 1965. After graduating, he joined the U.S. Army where he received the Army Commendation Medal in Germany and was awarded two Bronze Stars for his service in Vietnam. He was honorably discharged as a captain in 1970.

Thrasher then returned to his alma mater to earn a law degree with honors in 1972.

After working in private law practice in Daytona Beach and Tallahassee for several years, Thrasher returned to Jacksonville to serve as general counsel of the Florida Medical Association, a position he held for 20 years. He also served as "of counsel" to the Jacksonville law firm of Smith, Hulsey & Busey from 1996 to 2008. Thrasher was a partner of Southern Strategy Group, a Tallahassee-based governmental relations firm, from 2001 to 2009.

Thrasher's political career began in 1986 when he was elected to the Clay County School Board where he served as vice chairman, then chairman. He then became a state representative in 1992, and he was re-elected without opposition in 1994, 1996 and 1998.



Thrasher was unanimously elected as the speaker of the Florida House of Representatives in 1998. He was elected to the Florida Senate in 2009 and subsequently re-elected. He served as chairman for the Republican Party of Florida in 2010.

From 2001 to 2005, Thrasher was the first chair of Florida State University's Board of Trustees. He was a key supporter of legislation that brought funding to the development of FSU's College of Medicine, and a building at the college is named in his honor.

In 2016, he was inducted into the FSU College of Business Hall of Fame. He currently serves on the College Football Playoff Board of Managers.

Born in Columbia, S.C., Thrasher moved to Florida as a child and grew up in Jacksonville. He and his wife, Jean, have three children and eight grandchildren.

2019-20 FLORIDA STATE BOARD OF TRUSTEES



EDWARD E. "ED" BURR
Chair



MAXIMO ALVAREZ



KATHRYN BALLARD



WILLIAM "BILLY" BUZZETT



EMILY FLEMING "JUNE" DUDA



JORGE GONZALEZ



KRIS HARPER



JIM W. HENDERSON



MARK HILLIS
Vice Chair




CRAIG MATEER



BOB SASSER



BRENT W. SEMBLER



EVAN STEINBERG



DAVID COBURN
Athletics Director

David Coburn was named Interim Athletic Director in August of 2018. The interim title was removed in May of 2019 when Coburn became the 12th full time Athletics Director in FSU history.

In his nine months as interim head of Athletics, Coburn applied his almost 40 years of legislative and university experience to address challenging budget issues and

streamline, reorganize and implement new policies to help the department operate more efficiently and effectively.

"I am grateful to David Coburn for taking on this role permanently," FSU President John Thrasher said. "For years I have relied on his experience, integrity and good judgment, and the progress we have made under his leadership is already evident. I know the future of our championship athletics program is as bright as ever and in good hands."

"I very much appreciate the confidence the president and the Board of Trustees have placed in me," Coburn said. "Over these past months, their support has been invaluable. I also have gained tremendous appreciation for the wonderful people in Athletics and the Seminole Boosters. They all care deeply about our university and have been working together to move us forward."

Prior to being named Interim Director of Athletics, Coburn served as chief of staff to President Eric Barron and then Thrasher.

Coburn brought a wealth of legislative and state budget experience to the university's administration when President Eric Barron hired him in 2012.

He is a 34-year veteran of the Florida legislative process, most recently Staff Director of the Florida Senate Committee on Ways and Means prior to coming to FSU. He served as Chief of Staff of the House of Representatives under two different Speakers, as Chief of Staff of the Senate under Senate President Ken Pruitt, and as Director of Planning and Budgeting for Gov. Lawton Chiles from 1992-94.

Coburn is a triple Florida State alumnus having earned a bachelor's degree, a master's degree in Urban and Regional Planning, and a Juris Doctorate from the FSU College of Law.

He and his wife, Dr. Mary Coburn, have two daughters and two grandchildren.





CINDY HARTMANN

Deputy Director of Athletics for Administration

Cindy Hartmann was hired in the spring of 2014 to the position of Deputy Director of Athletics for Administration. She joined FSU's executive athletic staff with primary responsibility for personnel management and human resources. She also is the sport administrator for football and softball, which won the 2018 NCAA Championship.

Prior to Florida State, Hartmann served as Associate Athletic Director for Compliance at Duke for five years. At Duke she administered the compliance office and served as primary sport oversight for the Blue Devil's rowing program and secondary administrator for women's basketball. Before transitioning to her compliance role, Hartmann served as Assistant Director of Athletics for Human Resources beginning in 2008. Prior to her work at Duke, she worked at the University of Dayton for over a decade serving most recently as an Associate Athletics Director and Senior Woman Administrator from 2001-07.

A native of Syracuse, NY, Hartmann's previous experience in college athletics includes stints at Georgia Perimeter College, Georgia State University, the University of Connecticut, and the University of Tennessee.

Hartmann currently serves on the ACC Softball Committee. She previously served a four-year appointment on the NCAA Women's Basketball Issues Committee. She also served a four-year term (2002-06) on the NCAA Women's Basketball Committee and one year (2001-02) as a member of the NCAA Academics/Eligibility/Compliance Cabinet.

After earning four varsity letters as a member of the basketball team, Hartmann graduated from Syracuse University in 1991 with a degree in photojournalism. She went on to receive a master's degree in education-sport administration from Georgia State University in 1995.

Hartmann and her husband, Troy, are the parents of two children, Samuel and Olivia.



ROSS COBB

Senior Associate Athletics Director CFO

Ross Cobb joined the Seminoles in 2019 as FSU's Senior Associate Athletics Director and Chief Financial Officer. Cobb's primary responsibilities are developing and overseeing the department's annual operating budget, as well as overseeing all financial reporting for athletics.

Cobb came to Tallahassee after serving five years as the Senior Associate Athletics Director and CFO at the University of Arizona. At Arizona, he oversaw an \$85 million annual operating budget and was the sport administrator for women's gymnastics. He also began serving a four-year term on the NCAA Olympic Sports Liaison Committee.

Prior to his time in Tucson, Cobb was the Senior Associate Athletics Director for Business and Facilities at the University of Texas at San Antonio for 11 years. In that role, he oversaw the department's \$25 million annual budget as well as all facilities. He also served as the sport administrator for the baseball and women's volleyball teams.

Cobb was a member of the College Athletic Business Management Association's (CABMA) executive committee from 2007-2012, was elected CABMA President for the 2010-11 academic year, and was voted CABMA Manager of the Year in 2012. He currently serves on the CABMA awards committee.

Prior to his time at UTSA, Cobb served as Assistant Athletics Director for Business at Georgia Southern. He also served for five years as the Sports & Information Systems Controller for The Landings Club, Inc., a private golf club located in Savannah, Ga., and in a variety of athletics administration roles at Northwestern State University in Natchitoches, La. from 1993-97.

Cobb has a bachelor's degree in finance and a master's degree in business administration, both from Georgia Southern. He and his wife Bridget, a former track and field and cross country student-athlete at Texas A&M Commerce, have three children, Jordyn, Jackson and Jodi.



JIM CURRY

Senior Associate Athletics Director

Jim Curry was appointed to the athletics department's executive leadership team and named Senior Associate Athletics Director in 2016. He serves as the primary sport administrator for soccer and women's basketball while also working with all aspects of the football team.

Curry joined the Seminoles in 2011 as the Assistant Athletics Director for Compliance, having previously served in the same capacity at the University of Maryland and Coastal Carolina University. He was named Florida State's Senior Compliance Administrator and Associate Athletics Director for Compliance in 2012.

Active nationally in committee and governance activities, Curry recently completed a four-year term on the NCAA Division I Initial-Eligibility Waivers Committee, having served as the chair of the Transcript-Change/GPA Subcommittee for two of those years. In addition, he previously served on the National Association for Athletics Compliance Board of Directors, the ACC Student-Athlete Welfare Committee, and the United States Tennis Association's Athletics Director Advisory Group.

A native of Gardiner, Maine, Curry received his bachelor's degree in political science from Dickinson College where he was a member of the football team and worked as a student athletic trainer. He earned a master's degree in business administration from Florida State University and a master's degree in sport management studies from California University of Pennsylvania. Jim and his wife Marisa have a daughter, Quinn, and a son, J.J.



VANESSA FUCHS

Senior Associate Athletics Director SWA

Vanessa Fuchs has a long history at Florida State University as a student-athlete and administrator. In May of 2012 she was promoted to the role of Senior Associate Athletics Director/Senior Woman Administrator after serving as the department's Associate Athletics Director for Compliance since 2010.

As a member of the department's executive leadership team, Fuchs has direct oversight of men's basketball and indoor volleyball as well as the athletics performance areas (sports medicine, nutrition, strength and conditioning) and student-athlete development. She also is the chair the sport administrator group responsible for day-to-day administrative support for each of FSU's 20 sports. In addition, Fuchs serves on numerous boards and committees with the FSU community, the NCAA and the ACC.

In June of 2013, former Florida State President Dr. Eric Barron named Fuchs the school's interim Athletics Director as she became the first female to lead the Seminoles' Athletic Department. The former Seminole basketball player was one of just seven females leading an athletics department among the 124 schools that participated at the FBS level in 2012.

Since joining the athletics staff in 2010, Fuchs has focused her time on providing strategic direction for departmental initiatives focused on student-athlete welfare, enhancing athletic performance, gender equity, ethnic diversity and Title IX.

Prior to arriving at Florida State, Fuchs committed seven years to the NCAA in Indianapolis, Indiana. She got her start as a Champions Intern with the ACC in 2001. The Pompano Beach, Florida, native was a four-year letterwinner for the Seminoles' women's basketball team from 1997-2001. She was the team co-captain in her senior year and finished her career as a three-time ACC Honor Roll selection.

Fuchs graduated Magna Cum Laude with a bachelor's degree in communications at Florida State University and earned her master's degree in sport administration from the University of North Carolina. Her father, Don, was a pole vaulter at Florida State and her brother Joseph is also an FSU alumnus.



MICHELE OSBORNE
Senior Associate Athletics Director
for Governance and Compliance

Michele Osborne, a 2001 graduate of Florida State University, is a member of the executive staff of the FSU Department of Athletics and serves as a Senior Associate Athletics Director for Governance and Compliance. Prior to her current position, Osborne served as an Associate General Counsel in the Office of the General Counsel at Florida State.

Prior to making the move to the Athletics Department, Osborne focused her practice on University Athletics and Real Estate matters, advising the Department, the Donald L. Tucker Civic Center, the FSU Facilities Department and the FSU Real Estate Foundation on their daily activities. She was responsible for overseeing legal matters relating to athletics, business and commercial transactions, purchasing, construction, and real estate.

Prior to returning to her alma mater, Osborne served as Judicial Clerk to the Honorable Robert M. Gross, Fourth District Court of Appeal of Florida, Senior Staff Attorney to Justice Raoul Cantero, III, Supreme Court of Florida, and was a Senior Litigator and Advisor to the Board of Trustees of the Internal Improvement Trust Fund of the State of Florida while at the Florida Department of Environmental Protection.

Osborne earned her Bachelor's Degree in History and Political Science from Florida State in 2001. She graduated magna cum laude from the Nova Southeastern University Shepard Broad Law Center in 2005.

Osborne and her husband, Mike, have two sons, Myles and Mayson



DR. PAMELA L. PERREWÉ
Faculty Athletics Representative

Pamela L. Perrewé (Ph.D.) has spent her entire career at FSU and is in her eighth year as the Faculty Athletics Representative to the NCAA and the Atlantic Coast Conference (ACC). She served as the President for the ACC during the 2015-16 academic year and currently serves on the Progress-Toward-Degree committee for the NCAA.

Dr. Perrewé is the Robert O. Lawton Distinguished Professor, the Haywood and Betty Taylor Eminent Scholar of Business Administration, Professor of Management, Professor of Sport Management, and Distinguished Research Professor at Florida State University. She received her Bachelor degree in Psychology from Purdue University and her Master and Ph.D. degrees in Management from the University of Nebraska.

Dr. Perrewé has focused her research interests in the areas of job stress, burnout, coping, mentoring, organizational politics, emotion and personality.

Dr. Perrewé has published numerous books, over 70 books or book chapters and over 140 journal articles in journals such as Academy of Management Journal, Journal of Management, Journal of Applied Psychology, and Organizational Behavior and Human Decision Processes. She holds Fellow status in the Society for Industrial and Organizational Psychology, the American Psychological Association, and the Association for Psychological Science.

Dr. Perrewé has maintained a commitment to her profession as well as to Florida State University for over 35 years, and she has won teaching, mentoring, and research awards at Florida State University. She has taught at the undergraduate, MBA, and Ph.D. levels. Further, she has served as the Management Department Chair as well as the Associate Dean for Graduate Programs in the College of Business.

Dr. Perrewé has a passion for all sports (especially at FSU) and enjoys playing tennis and competing in local fitness events.

Dr. Perrewé has served on the Athletics Board since 2004 and she has chaired the Athletics Board since 2011.

Dr. Perrewé is married to Dr. Gerald R. Ferris and together they have six children; Erin, Jennifer, Emily, Ellie, Stephen and Matthew, two granddaughters, Lily and Olivia and a grandson, William.



ATHLETICS ADMINISTRATION

PREVIEW




JASON DENNARD
Associate Athletics Director
New Revenue Generation
and Marketing



DR. KACY KING
Associate Athletics Director
Student-Athlete Academic
Services



ROB WILSON
Associate Athletics Director
Communications



JACK CHATHAM
Assistant Athletics Director
Ticket Operations
and Service



ELLIOTT FINEBLOOM
Assistant Athletics Director
Sports Information
and Digital Media



TASHA FISHER
Assistant Athletics Director
Compliance

PLAYERS



ELIZABETH HARTSOCK
Assistant Athletics Director
and Business Manager



ASHTON HENDERSON
Assistant Athletics Director
Student-Athlete Development



STUART PEARCE
Associate Athletics
Director for Facilities &
Event Management



LAURIE SWIGER
Assistant Athletics Director
Facilities



MAKINI THOMPSON
Assistant Athletics Director
Compliance



VICKI CUPP
Special Assistant to the
Athletics Director

COACHES



CHRIS DENSON
Athletic Turf Superintendent



JUSTIN JACOBS
Director of Information
Technology Services



DR. KEELY KAKLAMANOS
Director of Clinical and
Sports Psychology



STACI SUTTON
Director of Spirit Groups/
Head Cheer Coach

ADMIN

SEMINOLE BOOSTERS



ANDY MILLER
President and CEO



GREG HULEN
Executive Vice President



MIKE DASHER
Senior Vice President
of Development



BEN ZIERDEN
Senior Vice President
of Operations



DERRIL BEECH
Vice President of Marketing
and Annual Giving



ERIC CARR
Vice President of
Development for
Central Florida

HISTORY



KARI TEREZAKIS
Vice President
of Stewardship



PAUL PHIPPS
Chief Marketing/
Technology Officer



JP SINCLAIR
Chief Financial Officer

TOUGHER TOGETHER



HISTORY

2019-20 WOMEN'S BASKETBALL

IN MEMORY

PREVIEW

PLAYERS



Brien Schmauch, Linnea Liljestrand and Janis Schmauch

MATTHEW SCHMAUCH LEADERSHIP AWARD

Matthew Schmauch, an Assistant Director of Academic Support who worked with the women's basketball program for four seasons, was instrumental in the academic success of FSU student-athletes. His influence went beyond the classroom. He was an ambassador, a mentor, a friend, a big brother, a fan — truly a shining example of where hard work and determination can take you. This award, established in his memory, is given annually to the women's basketball player who exemplifies these characteristics of leadership.



The Florida State Athletics Department lost a dear member of its Seminole family on June 13, 2003. Matt Schmauch, 29, an Assistant Director for the Athletic Academic Support Program at Florida State, died from anaphylaxis due to an allergic reaction to nuts while representing FSU at the N4A convention in St. Louis, Mo.

A native of Allen Park, Mich., Schmauch had been a valuable member of the athletic academic support staff since 1996. A glowing role model in the classroom, Schmauch earned a bachelor's degree in finance from Florida State in 1995 and went on to receive a master's degree in athletic administration from FSU in 1996.

In 2003-04, the Florida State women's basketball program created a special award in honor of Schmauch.



Sue Semrau, Mara Freshour and Brien Schmauch

MATTHEW SCHMAUCH AWARD RECIPIENTS

2003-04	Lauren Bradley
2004-05	Linnea Liljestrand
2005-06	LaQuinta Neely
2006-07	Mara Freshour
2007-08	Shante Williams
2008-09	Mara Freshour
2009-10	Christian Hunnicutt & Kayli Keough
2010-11	Chasity Clayton
2011-12	Leonor Rodriguez
2012-13	Leonor Rodriguez
2013-14	Natasha Howard
2014-15	Maegan Conwright
2015-16	Leticia Romero
2016-17	Kai James
2017-18	AJ Alix
2018-19	Nicki Ekhomu

COACHES

ADMIN

HISTORY



Brien Schmauch and LaQuinta Neely

IN MEMORY



While Ronalda Pierce remains on the minds and in the hearts of those associated with Florida State women's basketball, the 2006-07 season had an even greater meaning as it would have represented Ronalda's senior season. Members of her recruiting class, Nikki Anthony, Shante Williams and Alicia Gladden, proudly hold up their hands signifying the No. 55; Ronalda's jersey number.

RONALDA PIERCE HEART AWARD

Daughter, sister, classmate, teammate, role model, friend and Seminole. Ronalda Pierce meant so much to so many people. Although with us a short time, Ronalda's memory will forever be etched in the hearts of the Seminole family. Ronalda represented courage, heart, determination, growth and joy. It was these characteristics that allowed her to blossom into the person that was cherished by all who knew her. The recipient of this award exemplifies these same qualities of perseverance and heart.



On June 8, 2004, the Florida State women's basketball program lost a special member of its family with the sudden death of Ronalda Pierce, a 6-5 post player from Ashburn, Ga. In 2004-05, the players wore #55 on their shoes in her honor.

The Seminoles paid tribute to Ronalda by celebrating the time, although too short, that they had with her. In 2005, an award was established in her memory.

RONALDA PIERCE HEART AWARD RECIPIENTS

2004-05	LaQuinta Neely
2005-06	Ganiyat Adeduntan
2006-07	Nikki Anthony, Alicia Gladden & Shante Williams
2007-08	Mara Freshour
2008-09	Angel Gray
2009-10	Courtney Ward
2010-11	Alexa Deluzio
2011-12	Kristi Mokube
2012-13	Morgan Toles
2013-14	Gabby Bevellard
2014-15	Gabby Bevellard
2015-16	Ivey Slaughter
2016-17	Gabby Bevellard
2017-18	Chatrice White
2018-19	The Whole Team



Ganiyat Adeduntan and the Pierce family at the 2006 Women's Basketball Awards Banquet



Alicia Gladden, Shante Williams and Nikki Anthony with Ronalda's sister and brother

ALICIA "ICE" GLADDEN

The Florida State women's basketball family suffered an immeasurable loss on April 19, 2013, when former standout guard Alicia "Ice" Gladden passed away at the age of 27 following a tragic car accident.



Nicknamed "Ice" because of her smooth style of play on the court, Gladden was an enormous part of Florida State's program-building trip to the NCAA Sweet 16 in 2007. The native of Orange Park, Fla., who always showcased a beautiful left-handed touch was known as someone who made you smile and carried an infectious personality.

In 2015, Florida State Women's Basketball established the Alicia Gladden Defensive Player of the Year Award in her honor.

CAREER ACCOMPLISHMENTS

- Gladden became the only Seminole to capture ACC All-Defensive Team honors three times.
- At the time, she set the Florida State career record for steals (275) as well as the single-season record (101) in 2004-05.
- Led the Noles in scoring in her junior and senior seasons, culminating by averaging 13.5 points and leading FSU to its first-ever NCAA Tournament Sweet 16 in 2007.
- Two-Time All-ACC Third Team performer and an All-ACC Honorable Mention player who became the 20th member of Florida State's 1,000 point club, finishing with 1,403 career points which is currently 11th all-time.

ALICIA GLADDEN DEFENSIVE PLAYER OF THE YEAR AWARD

2018-19	Nausia Woolfolk
2017-18	Ama Degbeon
2016-17	Brittany Brown
2015-16	Brittany Brown
2014-15	Ivey Slaughter



Alicia "Ice" Gladden

PREVIEW

PLAYERS

COACHES

ADMIN

HISTORY

HALL OF FAMERS



The Florida State Athletics Hall of Fame enjoys a rich tradition. Florida State is fortunate to boast an athletics program that reflects the integrity achieved by an academic institution with over 150 years of success.

There are over 300 members of the FSU Athletics Hall of Fame. The first and largest class was inducted in 1977 and there has been a class inducted every fall since with the exception of 1996 when Florida State spent the year celebrating its 50th Anniversary of athletics.


Five former women's basketball greats - Sue Galkantas, Tia Paschal, Wanda Burns-Jackson, Brooke Wyckoff and Bev Burnett - are members of the Florida State Athletics Hall of Fame.

**SUE GALKANTAS
HALL OF FAME 1989**

Florida State may never forget the scoring power of Sue Galkantas, who with an amazing 2,323 career points, is the most prolific scorer in Seminole basketball history. That total is the most points ever scored by a player, male or female — in Florida State history. Galkantas is currently one of just 164 players in NCAA history to amass 2,300 career points and 1,000 career rebounds.



By the time Galkantas graduated in 1984, her name was listed in nearly every statistical category in the FSU records book. Averaging 19.4 points per game in her career — a mark that still ranks number one on the career lists — was just a glimpse of the impact that she had as a Seminole. In her rookie year, she broke the FSU freshman scoring record and was named a freshman All-American in numerous publications. By her sophomore year, Galkantas had already scored her 1,000th point and established herself as one of the top 20 scorers in the nation. In her junior season, she led FSU to a 24-6 record and to its first trip to the NCAA Tournament.



Sue Galkantas

Overall, she scored in double figures in 115 of 120 games and still holds 10 career and single-season records. In 1989, Galkantas also became the first female FSU athlete to have her number retired.

**TIA PASCHAL
HALL OF FAME 1999**

The Florida State women's basketball program previously enjoyed its greatest success during the four-year career of Tia Paschal, who lettered for the Seminoles from 1989 to 1993.



A forward from Thomson, Ga., Paschal was an immediate contributor for Florida State and was a three-year starter after averaging 20 minutes of play as a rookie. She ended her career averaging 19.4 points and 7.4 rebounds as a senior while earning first team All-ACC honors and second team All-America honors by the American Women's Sports Federation. During her career, she helped lead the Seminoles to two consecutive NCAA Tournament appearances in 1989-90 and 1990-91 as well as a Metro Conference championship in the 1990-91 season.

Paschal's versatility made her a weapon in every facet of the game, which is evident by the records she still holds at Florida State. She nearly holds the records for free throws made (14) in a game and is third for steals in a career (269). Paschal is also among FSU's top 10 in five season and six career records and ranks fourth all-time in scoring with 1,660 points.



Tia Paschal

Honors came in abundance for Paschal throughout her career. After redshirting the 1988-89 season with a knee injury, Paschal took the conference by storm as a freshman, earning Metro Conference All-Rookie Team honors. She earned Metro All-Tournament Team honors two seasons and was twice named the conference Player of the Week.

Paschal continued playing the game that she loves professionally. Since her graduation in criminology in 1993, Paschal's professional overseas experience included stops in Germany, Sweden and Spain. She also played one season with the Charlotte Sting of the WNBA.

PREVIEW

PLAYERS

COACHES

ADMIN

HISTORY

HALL OF FAMERS

WANDA BURNS
HALL OF FAME 2006

Wanda Burns overcame adversity to become a successful women's basketball player at Florida State. One of Marynell Meadors' first recruits, Burns was a highly-touted 5-foot-8 guard out of Macon, Georgia.



Though she carried a 3.0 GPA in high school, her SAT scores were below the required score to meet the new NCAA Prop 48 rule and she had to sit out her freshman season. Burns used the year to hit the books and get acclimated to campus life.

She took the court in 1988-89 with something to prove. She averaged 11 points a game and led the team with 92 assists, helping FSU to its first winning season since 1983.

She electrified the team in 1989-90 and sparked FSU to a 21-9 record and to the NCAA Tournament. Burns set an FSU record for free throw percentage and led the team in scoring, three pointers and steals.

In 1990-91, her final season, Burns was named Metro Conference Player of the Week, set a single game record with 10 steals in a game and led the team in three-point shooting. FSU enjoyed one of its most successful seasons with a record of 25-7. Burns led the Metro Conference in scoring at 18.5 points per game and scored double figures in 38 consecutive games. She was named Metro Conference Tournament MVP and Player of the Year and also earned Hanes Her Way NCAA Woman of the Year and Second Team All-American honors.

Burns still ranks among FSU's top 10 in scoring average (2nd - 16.0 ppg) and five single-season statistical categories.



Wanda Burns

BROOKE WYCKOFF
HALL OF FAME 2011

Florida State women's basketball assistant coach Brooke Wyckoff solidified her place among the all-time great Noles in September 2011 with her induction into the Florida State Athletic Hall of Fame.



Wyckoff, who was a star forward for head coach Sue Semrau's first hoops teams from 1997-2001, became the fourth women's basketball player to be inducted into the Hall of Fame on Sept. 2, 2011, at a ceremony at the University Center Club, joining Sue Galkantas (Class of 1989), Tia Paschal (Class of 1999) and Wanda Burns (Class of 2006).

"Getting inducted into Florida State's Hall of Fame is the biggest honor I have ever received," Wyckoff said. "It's amazing. It's surreal and an honor to be among the amazing athletes that are in it. It was a great opportunity for me to reflect on my career here, and to thank everybody publicly made it so special."

Wyckoff and the rest of her illustrious class – Tony Brown, Sam Cowart, Marshall McDougall, Stephen Parry, Chris Weinke and Andy Miller – were also honored on Bobby Bowden Field at Doak Campbell Stadium during FSU football's 2011 season-opening football game versus Louisiana-Monroe.

A recent addition to Semrau's coaching staff, Wyckoff was hired by her alma mater in the summer 2011. Wyckoff spent nine years in the WNBA, playing for the Orlando Miracle, Connecticut Sun and the Chicago Sky.

Wyckoff was one of the top high school players in the country but chose to leave West Chester, Ohio, to play for Sue Semrau and Florida State. She made an immediate impact setting an FSU record with 80 blocked shots as a freshman in 1997.

She went on to earn All-ACC honors as a sophomore and junior and capped her senior season (2001) with first team All-ACC honors as well as All-America honors. She was also FSU's only four-time Academic All-ACC performer and received an ACC postgraduate scholarship.

Wyckoff scored 1,350 points over her storied FSU career and finished as the second best shot blocker the Seminoles have ever produced with 209. She grabbed 804 career rebounds to also rank among FSU's all-time Top 10.



Brooke Wyckoff

BEV BURNETT
HALL OF FAME 2012

Tallahassee native Bev Burnett rounded out her Florida State career as one of the most prolific scorers in school history. A four-year letterwinner from 1985-89, Burnett finished her career with 1,509 points, a mark that ranks sixth in FSU history. She also ranks seventh all-time in scoring average at 15.6 points per game.



A team captain, the 5-foot-9 forward earned All-Metro Conference First Team honors in both 1988 and 1989 and led the Seminoles in scoring in each of those seasons with averages of 21.3 and 15.9 points per game, respectively. Her 21.3 points per game average in 1988 still ranks as the second highest single-season mark in Florida State women's basketball history.

Burnett is a six-time member of the FSU 30-point club and her 34 points vs. both Florida A&M (1986) and Virginia Tech (1988) is tied for the eighth-most points scored in a game by a Seminole. She was also named a third team All-American by the American Women's Sports Federation in 1988 and has numerous conference player of the week honors to her credit.

She became the fifth women's basketball player inducted into the FSU Hall of Fame.



Bev Burnett

PREVIEW

PLAYERS

COACHES

ADMIN

HISTORY

RETIRED JERSEYS

The Florida State Women's Basketball has enjoyed a long and rich tradition. Part of that legacy includes honoring some of the top players in program history by retiring their jerseys. Four Seminoles in Sue Galkantas (1980-84), Tia Paschal (1988-93), Wanda Burns (1988-91) and Brooke Wyckoff (1997-01) have had their jerseys retired, with Burns and Paschal being the most recent in a joint jersey retirement ceremony on Jan. 28, 2007.



43

SUE GALKANTAS



22

WANDA BURNS



21

BROOKE WYCKOFF



30

TIA PASCHAL

PREVIEW

PLAYERS

COACHES

ADMIN

HISTORY

ALL-AMERICANS

Sue Galkantas	1981 Street & Smith's* 1981 Association of Intercollegiate Athletics for Women Second Team* 1983 Women's Basketball Yearbook Second Team
Brenda Cliette	1983 Women's Basketball Yearbook - First Team Freshman
Lorraine Rimson	1984 American Women's Sports Foundation*
Bev Burnett	1988 American Women's Sports Foundation Third Team
Wanda Burns	1991 American Women's Sports Foundation Third Team
Chris Davis	1991 American Women's Sports Foundation Special Mention
Tia Paschal	1993 American Women's Sports Foundation Second Team
Danielle Ryan	1993 American Women's Sports Foundation Fourth Team
Christy Derlak	1993 American Women's Sports Foundation Special Mention
Allison Peercy	1993 American Women's Sports Foundation Special Mention
Brooke Wyckoff	2001 Women's Basketball News Service Second Team
Jacinta Monroe	2010 Associated Press Honorable Mention
Cierra Bravard	2011 Women's Basketball Coaches Association Honorable Mention
Natasha Howard	2011 Full Court Press Third Team* 2014 WBCA Honorable Mention 2014 Associated Press Honorable Mention
Adut Bulgak	2015 WBCA Honorable Mention 2015 Associated Press Honorable Mention 2016 WBCA Honorable Mention
Leticia Romero	2015 Associated Press Honorable Mention 2016 WBCA Honorable Mention 2017 WBCA Honorable Mention
Shakayla Thomas	2017 Associated Press Honorable Mention 2016 WBCA Honorable Mention 2017 WBCA Honorable Mention
Imani Wright	2017 Associated Press Honorable Mention 2018 WBCA Honorable Mention 2018 Associated Press Honorable Mention
Kiah Gillespie	2018 WBCA Honorable Mention 2019 WBCA Honorable Mention

*Freshman All-American



Leticia Romero



Natasha Howard



Allison Peercy



Sue Galkantas



Wanda Burns

PREVIEW

PLAYERS

COACHES

ADMIN

HISTORY

USA NATIONAL TEAMS

PREVIEW

PLAYERS

COACHES

ADMIN

HISTORY



Brooke Wyckoff



Chatrice White



Jacinta Monroe

Sue Galkantas	1981, National Sports Festival
Jan Allen	1982, FAIAW Coach of the Year
Lorraine Rimson	1985, Team USA (Maccabiah Games in Israel)
Marynell Meadors	1989, Olympic Festival (Head Coach)
	1992, USA Women's Select Team (Assistant Coach)
Brooke Wyckoff	1998, USA Select Team
	1999, USA Basketball World University Games Team
	2000, USA Basketball Jones Cup Team
Roneeka Hodges	2003, USA Basketball Pan American Team
Jacinta Monroe	2009, USA Basketball World University Games Team
Sue Semrau	2010, USA Basketball FIBA U18 World Championship (Assistant Coach)
	2011, USA Basketball FIBA U19 World Championship (Assistant Coach)
	2017, USA Basketball Women's National Team (Court Coach)
Shakayla Thomas	2015, USA Basketball FIBA U19 World Championship Team
Chatrice White	2015, USA Basketball FIBA U19 World Championship Team
	2017, USA Basketball FIBA 3X3 World Championship Team
Natasha Howard	2016, USA Select Team



Shakayla Thomas



Sue Semrau

CONFERENCE AWARDS

ALL-CONFERENCE TEAMS

1988	Bev Burnett - Metro first team
1989	Bev Burnett - Metro first team Chris Davis - Metro second team Wanda Burns - Metro All-Rookie team
1990	Wanda Burns - Metro first team Chris Davis - Metro second team; Tia Paschal - Metro All-Rookie team Chantelle Dishman - Metro Freshman of the Year, All-Rookie team Marynell Meadors - Metro Coach of the Year
1991	Wanda Burns - Metro first team, player of the year Chantelle Dishman - Metro first team; Tia Paschal - Metro second team Marynell Meadors - Metro Coach of the Year
1992	Connie Robinson - ACC All-Freshman team
1993	Tia Paschal - ACC first team
1994	Christy Derlak - ACC second team
1996	Latavia Coleman - ACC All-Freshman team
1997	Brooke Wyckoff - ACC All-Freshman team
1998	Latavia Coleman - ACC second team
1999	Brooke Wyckoff - ACC third team April Traylor - ACC All-Freshman team
2000	Latavia Coleman - ACC second team Brooke Wyckoff - ACC third team
2001	Brooke Wyckoff - ACC first team Levys Torres - ACC third team; April Traylor - ACC third team Sue Semrau - ACC Coach of the Year
2002	Tasheika Allen - ACC third team
2003	Tasheika Allen - ACC second team
2004	Tasheika Allen - ACC second team Shante Williams - ACC All-Freshman team
2005	Roneeka Hodges - ACC first team Ganiyat Adeduntan - ACC honorable mention Alicia Gladden - ACC honorable mention Sue Semrau - ACC Coach of the Year
2006	Alicia Gladden - ACC third team Britany Miller - ACC All-Freshman team
2007	Alicia Gladden - ACC third team Jacinta Monroe - ACC All-Freshman team
2008	Tanae Davis-Cain - ACC honorable mention
2009	Jacinta Monroe - ACC second team Tanae Davis-Cain - ACC third team Mara Freshour - ACC third team Cierra Bravard - ACC All-Freshman team Sue Semrau - ACC Coach of the Year
2010	Jacinta Monroe - ACC first team Courtney Ward - ACC second team
2011	Cierra Bravard - ACC first team Courtney Ward - ACC third team Natasha Howard - ACC All-Freshman team
2012	Cierra Bravard - ACC third team Natasha Howard - ACC third team
2013	Leonor Rodriguez - ACC first team (Coaches, Blue Ribbon Panel) Alexa Deluzio - ACC first team (Coaches, Blue Ribbon Panel) Natasha Howard - ACC first team (Blue Ribbon Panel), ACC second team (Coaches) Chasity Clayton - ACC Sixth Player of the Year
2014	Natasha Howard - ACC first team (Coaches, Blue Ribbon Panel)
2015	Adut Bulgak - All-ACC First Team (Coaches, Blue Ribbon Panel) Leticia Romero - All-ACC Second Team (Coaches, Blue Ribbon Panel) Sue Semrau - ACC Coach of the Year (Coaches, Blue Ribbon Panel) Shakayla Thomas - All-ACC Freshman Team, ACC Sixth Player of the Year
2016	Adut Bulgak - All-ACC Second Team (Coaches, Blue Ribbon Panel) Shakayla Thomas - All-ACC First Team (Coaches, Blue Ribbon Panel), ACC Sixth Player of the Year
2017	Leticia Romero - All-ACC First Team (Blue Ribbon Panel), Second Team (Coaches) Shakayla Thomas - ACC Player of the Year (Coaches), All-ACC First Team (Coaches, B/R Panel) Chatrice White - ACC Sixth Player of the Year
2018	Shakayla Thomas - All-ACC First Team (Coaches, B/R Panel) Imani Wright - All-ACC First Team (Coaches, B/R Panel)
2019	Kiah Gillespie - All-ACC First Team (Coaches, B/R Panel) Valencia Myers - All-ACC Freshman Team

CONFERENCE ALL-TOURNAMENT TEAMS

1980	Cherry Rivers, Metro
1983	Sue Galkantas, Metro
1990	Tia Paschal, Metro
1991	Wanda Burns, Metro (MVP); Tia Paschal, Metro
1993	Tia Paschal - ACC first team
2000	Latavia Coleman - ACC first team
2001	Brooke Wyckoff - ACC second team
2009	Tanae Davis-Cain - ACC second team Mara Freshour - ACC second team
2014	Natasha Howard - ACC second team
2015	Shakayla Thomas - ACC first team Leticia Romero - ACC second team
2018	Shakayla Thomas - ACC second team

ACC DEFENSIVE PLAYER OF THE YEAR

2011	Christian Hunnicutt
------	---------------------

ACC ALL-DEFENSIVE TEAMS

2000	Brooke Wyckoff
2001	Brooke Wyckoff
2005	Alicia Gladden
2006	Alicia Gladden
2007	Alicia Gladden
2009	Jacinta Monroe
2010	Jacinta Monroe
2011	Christian Hunnicutt
2012	Natasha Howard
2014	Natasha Howard
2016	Brittany Brown
2017	Brittany Brown

ACC SELECT TEAM

1993	Tia Paschal
1994	Christy Derlak

CONFERENCE PLAYERS OF THE WEEK

Bev Burnett	1985-86, 1987-88 (2), 1988-89 (Metro)
Chris Davis	1987-88, 1990-91 (Metro)
Wanda Burns	1989-90 (Metro)
Connie Robinson	1991-92 ACC Rookie of the Week (twice)
Tia Paschal	1990-91 (Metro), 1992-93 (ACC)
Carla Williams	1995-96 (ACC)
Latavia Coleman	1996-97 ACC Rookie of the Week; 1999-00 ACC Player of the Week (twice)
Brooke Wyckoff	1997-98 ACC Rookie of the Week; 2000-01 ACC Player of the Week
April Traylor	1998-99 ACC Rookie of the Week (twice) 2001-02 ACC Player of the Week
Angela Sutton	1998-99 ACC Rookie of the Week
Levys Torres	2000-01 ACC Player of the Week
Ganiyat Adeduntan, Holly Johnson	2002-03 ACC Rookie of the Week
Tasheika Allen	2003-04 ACC Player of the Week
Shante Williams	2003-04 ACC Rookie of the Week (three times)
Roneeka Hodges	2004-05 ACC Player of the Week (twice)
Ganiyat Adeduntan	2004-05 ACC Player of the Week
Britany Miller	2005-06 ACC Rookie of the Week (three times)
Jacinta Monroe	2006-07 ACC Rookie of the Week (three times)
Alysha Harvin	2006-07 ACC Rookie of the Week
Jacinta Monroe	2008-09 Player of the Week
Cierra Bravard	2008-09 Rookie of the Week (two times)
Courtney Ward	2009-10 ACC Player of the Week
Chasity Clayton	2009-10 ACC Freshman of the Week
Jacinta Monroe	2009-10 ACC Player of the Week
Chelsea Davis	2012-13 ACC Player of the Week
Alexa Deluzio	2012-13 ACC Player of the Week
Leonor Rodriguez	2012-13 ACC Player of the Week
Natasha Howard	2012-13, 2013-14 ACC Player of the Week
Adut Bulgak	2014-15 ACC Player of the Week
Shakayla Thomas	2015-16 ACC Player of the Week 2017-18 ACC Player of the Week
Valencia Myers	2018-19 ACC Rookie of the Week

ACADEMIC HONORS

METRO CONFERENCE COMMISSIONER'S LIST

1984-85	Celia Slater, Penny Stone
1985-86	Sarah Hall
1986-87	Sarah Hall, Terri McCarty
1987-88	Sarah Hall, Terri McCarty
1988-89	Bev Burnett, Chris Davis, Luz Lopez, Robin Storey
1989-90	Chris Davis, Kelli Test, Shannon Hodge
1990-91	Robin Corn

ACC POSTGRADUATE SCHOLARSHIP

1993-94	Christy Derlak
2000-01	Brooke Wyckoff
2010-11	Christian Hunnicutt

ACC ACADEMIC HONOR ROLL SECTIONS

1991-92	Robin Corn, Christy Derlak, Danielle Ryan
1992-93	Christy Derlak, Danielle Ryan, Allison Peercy
1993-94	Christy Derlak, Allison Peercy, Liberty Taylor, Angela Atkinson, Michelle Frank
1994-95	Allison Peercy, Liberty Taylor, Katina Cobbins, Wendy Hampton, Anja Pedersen
1995-96	Wendy Hampton, Kristen Parker, Leslie Waugh, Carla Williams
1996-97	Arleshia Davidson, Wendy Hampton, Kristen Parker, Leslie Waugh
1997-98	Arleshia Davidson, Vanessa Fuchs, Wendy Hampton, Latrice McLin, Jen Robinson, Leslie Waugh, Brooke Wyckoff
1998-99	Arleshia Davidson, Vanessa Fuchs, Val Linley, Jen Robinson, Lakesha Springle, Angela Sutton, Brooke Wyckoff
1999-00	Latavia Coleman, Molly Beal, Brooke Wyckoff, Vanessa Fuchs, Lauren Bradley, Levys Torres, Katelyn Vujas
2000-01	Molly Beal, Lauren Bradley, Vanessa Fuchs, Petra Hofmann, Lakesha Springle, Brooke Wyckoff
2001-02	Lauren Bradley, Genesis Choice, Linnea Liljestrand, Kim Small
2002-03	Ganiyat Adeduntan, Lauren Bradley, Holly Johnson, Linnea Liljestrand, Tasheika Allen
2003-04	Ganiyat Adeduntan, Nikki Anthony, Lauren Bradley, Alicia Gladden, Holly Johnson, Linnea Liljestrand, LaQuinta Neely
2004-05	Ganiyat Adeduntan, Nikki Anthony, Alicia Gladden, Christie Lautsch, Linnea Liljestrand, Hannah Linquist
2005-06	Ganiyat Adeduntan, Nikki Anthony, Tiffany Buckelew, Mara Freshour, Alicia Gladden, Holly Johnson, LaQuinta Neely, Dranadia Roc
2006-07	Nikki Anthony, Tiffany Buckelew, Mara Freshour, Alicia Gladden, Christie Lautsch
2007-08	Mara Freshour, Christian Hunnicutt
2008-09	Mara Freshour, Kayli Keough
2009-10	Chasity Clayton, Christian Hunnicutt, Kayli Keough
2010-11	Christian Hunnicutt
2011-12	Chasity Clayton, Emma Loucks, Ebony Wells
2012-13	Chasity Clayton, Morgan Toles
2013-14	Gabby Bevilard, Emiah Bingley, Brittany Brown, Lauren Coleman, Morgan Jones
2014-15	Gabby Bevilard, Brittany Brown, Maegan Conwright, Ama Degbeon, Kai James, Leticia Romero, Ivey Slaughter
2015-16	Rachel Antoniadou, Gabby Bevilard, Emiah Bingley, Brittany Brown, Maria Conde, Ama Degbeon, Kai James, Leticia Romero, Ivey Slaughter
2016-17	Gabby Bevilard, Brittany Brown, Maria Conde, Ama Degbeon, Iho Lopez, Leticia Romero, Ivey Slaughter, Chatrice White, Imani Wright
2017-18	Ama Degbeon, Sayawni Lassiter, Iho Lopez, Chatrice White, Savannah Wilkinson, Imani Wright
2018-19	Nicki Ekhomu, Sayawni Lassiter, Iho Lopez, Valencia Myers, Izabela Nicoletti, Kourtney Weber, Savannah Wilkinson



Christy Derlak

ALL-ACC ACADEMIC TEAM

1998	Arleshia Davidson, Wendy Hampton, Brooke Wyckoff
1999	Jen Robinson, Brooke Wyckoff
2000	Molly Beal, Brooke Wyckoff
2001	Molly Beal, Vanessa Fuchs, Brooke Wyckoff
2002	Linnea Liljestrand
2003	Holly Johnson
2004	Ganiyat Adeduntan, Lauren Bradley
2005	Ganiyat Adeduntan, Linnea Liljestrand
2006	Ganiyat Adeduntan, Alicia Gladden, Holly Johnson, LaQuinta Neely
2007	Nikki Anthony, Mara Freshour, Alicia Gladden
2008	Mara Freshour
2009	Mara Freshour
2010	Christian Hunnicutt
2011	Christian Hunnicutt
2015	Brittany Brown
2016	Brittany Brown, Leticia Romero, Ivey Slaughter
2017	Brittany Brown, Leticia Romero, Ivey Slaughter, Chatrice White
2018	AJ Alix, Ama Degbeon, Chatrice White, Imani Wright



Ganiyat Adeduntan

ALL-TIME LETTERWINNERS

A	
Abraham, Joanne	1970-73 (3)
Adams, Leslie	1992-93 (1)
Adeduntan, Ganiyat	2002-06 (4)
Alexander, Vicki	1976-77 (1)
Alix, AJ	2017-2018 (1)
Allen, Deb	1971-74 (3)
Allen, Tasheika	2001-04 (3)
Anthony, Nikki	2004-07 (3)
Antoniadou, Rachel	2015-16 (1)
Arnold, Jackie	1977-79 (2)
Arnoldi, Alison	1990-94 (4)
Atkinson, Angela	1993-94 (1)

B	
Bailey, Jan	1973-76 (3)
Baker, Jill	1980-84 (4)
Barrineau, Karen	1977-79 (2)
Battles, Judy	1974-77 (3)
Beal, Molly	1999-01 (2)
Bebee, Marion	1972-73 (1)
Belcher, Debra	1972-73 (1)
Bennett, Lea	1998-99 (2)
Bevillard, Gabby	2014-15 (1)
Bingley, Emiah	2013-16 (3)
Blaydes, Diane	1978-80 (2)
Boehmer, Cindy	1972-76 (4)
Bohall, Bonnie	1972-73 (1)
Bouknight, Veronica	1985-86 (1)
Bradley, Lauren	1999-04 (4)
Bravard, Cierra	2008-11 (4)
Bresnahan, Olivia	2010-12 (2)
Brokas, Chris	1975-77 (2)
Brown, Amaya	2018-19 (1)
Brown, Brittany	2013-17 (4)
Brown, Lako	1997-01 (4)
Brown, Susan	1973-76 (3)
Brown, Terry	1972-74 (2)
Buchanan-Berryhill, Mary	1986-93 (3)
Buckelew, Tiffany	2004-07 (3)
Buford, Kyria	2005-06 (1)
Bulgak, Adut	2014-16 (2)
Burgun, Ruthann	1980-81 (1)
Burnette, Bev	1984-89 (4)
Burns, Wanda	1988-91 (3)
Burroughs, Joye	1981-82 (1)

C	
Cannon, Mary Anne	1972-76 (4)
Choice, Genesis	2001-04 (3)
Clark, Gussie	1984-88 (4)
Clayton, Chasity	2008-13 (4)
Cliette, Brenda	1982-83, 1986-87 (2)
Cobbins, Katina	1991-95 (3)
Coleman, Latavia	1996-00 (4)
Coleman, Lauren	2010-15 (4)
Collins, Ann	1976-78 (2)
Collins, Debra	1988-89 (1)
Colquitt, Emma	1972-76 (4)
Conde, Maria	2015-17 (2)
Conwright, Maegan	2014-15 (1)
Corn, Robin	1987-92 (4)
Crutchfield, Linda	1972-74 (2)

D	
Davidson, Arleshia	1995-99 (4)
Davis, Chelsea	2009-13 (4)
Davis, Chris	1987-91 (4)
Davis, Melissa	1977-78 (1)
Davis, Vicki	1970-73 (3)
Davis-Cain, Tanae	2005-09 (4)
Degbeon, Ama	2014-18 (4)
Delgado, Yashira	2012-14 (2)
Deluzio, Alexa	2008-13 (4)
Derlak, Christy	1990-94 (4)
Dishman, Chantelle	1989-93 (4)
Drew, Tizza	1976-77 (1)

E-F	
Edwards, Debbie	1969-72 (3)
Eilbacher, Denise	1976-78 (2)
Ekhomu, Nicki	2016-P (3)
Erickson, Cathy	1992-93 (1)
Fahey, Meg	1981-82 (1)
Foglio, Lisa	1980-83 (3)
Fowler, Tanya	1988-92 (4)
Frank, Cindy	1970-73 (3)
Frank, Michelle	1992-94 (2)
Freshour, Mara	2005-09 (4)
Fuchs, Vanessa	1997-01 (4)

G	
Gailey, Becky	1977-78 (1)
Galkantas, Nancy	1981-83 (2)
Galkantas, Sue	1980-84 (4)
Galloway, Karen	1989-91 (2)
Garrett, Val	1984-87 (3)
Gillespie, Kiah	2018-19 (1)
Gladden, Alicia	2003-07 (4)
Glover, Cheryl	1985-86 (1)
Golden, Scooby	1978-80 (2)
Gomez, Jan	1969-71 (2)
Gonzalez, Clara	1974-77 (3)
Gracey, Tamara	1998-99 (1)
Graham, Marlene	1972-76 (4)
Gray, Angel	2006-10 (4)
Gray, Joan	1969-72 (3)
Gray, Linda	1978-81 (3)
Griffin, Pamela	1973-74 (1)
Grimes, Sarah	1987-89 (2)
Gwyn, Moody	1985-86 (1)

H	
Hall, Sarah	1984-88 (4)
Hampton, Wendy	1994-98 (4)
Harden, Gina	1978-80 (2)
Harper, Rose	1977-81 (4)
Harris, Valene	1985-87 (2)
Harstvedt, Peggy	1975-78 (3)
Harvin, Alysha	2006-10 (4)
Harvis, Aline	1987-89 (2)
Hatzell, Brauna	1977-78 (1)
Heaps, Meghan	1995-97 (2)
Hodge, Shannon	1988-92 (4)
Hodges, Roneeka	2004-05 (1)
Hofmann, Petra	2000-02 (2)
Howard, Antionette	2007-08 (1)
Howard, Natasha	2010-14 (4)
Houston, Candi	1969-71 (2)
Houston, Francine	2002-03 (1)
Hunnicut, Christian	2007-10 (4)

I-J-K	
Ivy, Rita	1969-72 (3)
James, Kai	2013-17 (4)
Johnson, Holly	2002-06 (4)
Jones, Morgan	2013-15 (2)
Jones, Morgan	2018-19 (1)
Kaminski, Sheri	1983-87 (4)
Keough, Kayli	2008-10 (2)
King-Gilchrist, Jakelle	2012-13 (1)
Kocsis, Francene	1974-76 (3)
Koontz, Barb	1973-76 (3)

L	
Laine, Charlene	1969-72 (3)
Lappe, Martha	1977-79 (2)
Lardie, Maria	1988-90 (2)
Lasseter, June	1979-80 (1)
Lasseter, Laine	1978-82 (4)
Lassiter, Sayawni	2018-19 (1)
Lautsch, Christie	2004-07 (3)
Liljestrand, Linnea	2001-05 (4)
Linley, Val	1997-99 (2)
Linguist, Hannah	2002-06 (4)
Lopez, Iho	2017-P (2)
Lopez, Luz	1988-90 (2)

M	
Macon, Stacy	1976-77 (1)
Marnie, Lynn	1979-83 (4)
McCarty, Terri	1984-88 (3)
McDonald, Lynn Dee	1979-81 (2)
McGowan, Linda-Ann	1983-86 (3)
McKinney, Yvette	1972-75 (3)
McLin, Latrice	1994-98 (4)
Miller, Britany	2005-07 (2)
Miller, Jennifer	1995-97 (2)
Mingo, Tay'ler	2010-11 (2)
Kristi Mokube	2011-13 (2)
Moneymaker, Stacy	1983-84 (1)
Monroe, Jacinta	2006-10 (4)
Moore, Cayla	2006-09 (4)
Moore, Trinetta	2001-04 (3)
Moorefield, Lysa	1994-98 (4)
Myers, Valencia	2018-19 (1)

N-O	
Neely, LaQuinta	2001-066 (4)
Nelson, Val	1976-77 (1)
Nicoletti, Izabela	2018-19 (1)
Oliver, LeeVayne	1980-84 (4)
O'Neal, Sunnie	1979-82 (3)
Owen, Anne	1969-71 (2)

P	
Palgut, Karyn	1981-82 (1)
Parker, Kristy	1995-97 (2)
Parr, Barb	1973-76 (3)
Paschal, Tia	1989-93 (4)
Pedersen, Anja	1994-95 (1)
Peercy, Allison	1991-95 (4)
Penn, Aletha	1994-98 (4)
Piatnik, Jan	1984-88 (4)
Pierce, RONALDA	2003-04 (1)
Pink, Patti	1975-77 (2)
Podulka, Kris	1978-81 (3)
Preston, Antonette	1993-94 (1)
Preston, Gayle	1974-76 (2)
Putzi, Debbie	1980-81 (1)

Q-R	
Richardson, Shakena	2014-15 (1)
Rickardson, Kim	1976-77 (1)
Rickman, Tanisha	1994-95 (1)
Rimson, Lorraine	1983-85 (2)
Rivers, Cherry	1976-80 (4)
Robinson, Connie	1991-92 (1)
Robinson, Jen	1995-99 (4)
Rodriguez, Leonor	2009-13 (4)
Romero, Leticia	2014-17 (3)
Ruffo, Sandra	1977-78 (1)
Ryan, Danielle	1989-93 (4)

S	
Seamon, Susan	1970-73 (3)
Shannon, Darlene	1977-79 (2)
Sharpe, Joanne	1969-72 (3)
Shaw, Jode	1974-75 (1)
Shields, Dawn	1979-80 (1)
Shuler, Meg	1978-79 (1)
Sildsby, Shirley	1975-78 (3)
Slater, Celia	1983-85 (2)
Slaughter, Ivey	2013-17 (4)
Small, Kim	2000-02 (2)
Smith, Lori	1983-84 (1)
Sperring, Vicki	1970-72 (2)
Springle, Lakesha	1998-02 (4)
Stokes, Glenda	1979-83 (4)
Stone, Penny	1984-85 (1)
Storey, Robin	1987-89 (2)
Sutton, Angela	1998-00, 02-04 (4)

T-U-V	
Taylor, Liberty	1991-95 (4)
Test, Kelli	1987-91 (4)
Thomas, Karen	1988-90 (2)
Thomas, Shakayla	2014-18 (4)
Thomas, Terry	1977-78 (1)
Thrapp, Susie	1980-81 (1)
Tinsley, Teresa	1978-80 (2)
Tippins, Debbie	1976-77 (1)
Torres, Levis	1999-01 (2)
Traylor, April	1998-02 (4)
Tucker, Angela	1985-88 (3)
Vujias, Katelyn	1999-03 (4)

W-X-Y-Z	
Walker, Kaila	1993-94 (1)
Walker, Tracy	1989-92 (3)
Ward, Courtney	2007-10 (4)
Washington, Sharron	1983-94 (1)
Waugh, Leslie	1995-97 (2)
Weber, Kourtney	2018-19 (1)
Weigand, Cheryl	1975-78 (3)
White, Chatrice	2016-18 (2)
White, Elizabeth	1972-74 (2)
White, Kristy	1995-97 (2)
Whiting, Shinikki	1999-02 (3)
Wilkinson, Savannah	2017-P (2)
Williams, Carla	1994-96 (2)
Williams, Shante	2003-08 (4)
Wood, Lahna	1982-83 (1)
Woods, Ursula	1992-93 (1)
Woolfolk, Nausia	2016-P (3)
Wright, Diana	1970-72 (2)
Wright, Imani	2016-P (2)
Wright, Monica	1969-72 (3)
Wyckoff, Brooke	1997-01 (4)

Active players in **Bold**

ALL-TIME JERSEY NUMBERS

(Letterwinners starting with 1978-79 season)

#0	
Kai James	2013-14
#00	
Lakesha Springle	1998-99
Chasity Clayton	2008-13
#1	
Linnea Liljestrand	2001-05
Angel Gray	2006-10
Morgan Toles	2012-13
Morgan Jones	2013-15
#2	
LaQuinta Neely	2001-06
Alysha Harvin	2006-10
Adut Bulgak	2014-16
#3	
Shinikki Whiting	1999-02
Tiffiny Buckelew	2004-07
Alexa Deluzio	2008-13
Emiah Bingley	2013-16
SAYAWNI LASSITER	2017-P
#4	
Antonette Preston	1993-94
Petra Hofmann	2000-02
Cayla Moore	2005-09
Emma Loucks	2011
Rachel Antoniadou	2015-16
AJ Alix	2017-2018
AMAYA BROWN	2018-P
#5	
Angela Atkinson	1993-94
Latrice McLin	1994-98
Trinetta Moore	2001-04
Roneeka Hodges	2004-05
Christian Hunnicutt	2007-2010
Yashira Delgado	2012-14
#9	
Kaila Walker	1993-94
#10	
Susie Thrapp	1980-81
Lahna Wood	1982-83
Jill Baker	1982-84
Valerie Garrett	1984-87
Katina Cobbins	1991, 93-95
Val Linley	1997-99
Lakesha Springle	1999-02
Mara Freshour	2005-09
Leonor Rodriguez	2009-13
Leticia Romero	2014-17
KOURTNEY WEBER	2018-P
#11	
Lynn Marnie	1979-82
Sunnie O'Neal	1979-82
Jan Piatnik	1984-88
Shannon Hodge	1988-92
Michelle Frank	1992-94
Angela Sutton	1998-00; 2002-04
Chania Ray	2014
Maria Conde	2015-17
Iho Lopez	2017-19

#12	
Teresa Tinsley	1978-80
Sheri Kaminski	1983-87
Robin Storey	1987-89
Luz Lopez	1989-90
Alison Arnoldi	1990-94
Kristy Parker	1995-97
April Traylor	1998-02
Holly Johnson	2002-06
Courtney Ward	2007-2010
Jakelle King-Gilchrist	2012-13
Brittany Brown	2013-17
NICKI EKHOMEU	2017-P

#13	
Lori Smith	1983-84
Chris Davis	1987-91
Jennifer Miller	1995-97
Levys Torres	1999-01
NAUSIA WOOLFOLK	2016-P

#14	
Rose Harper	1977-81
Jill Baker	1982-84
Joye Burroughs	1981-82
Gussie Clark	1984-88
Tanya Fowler	1988-92
Francine Houston	2002-03
Tay'ler Mingo	2010-11
Gabi Alfonso	2013-14

#15	
Scooby Golden	1978-80
Kyria Buford	2005-06
Antionette Howard	2007-09
Maegan Conwright	2014-15
KIAH GILLESPIE	2017-P

#20	
Linda Gray	1978-81
Linda Ann McGowan	1983-86
Christy Derlak	1990-94
Aletha Penn	1994-98
Katelyn Vujias	1999-03
Tanae Davis-Cain	2005-09
Kristi Mokube	2011-13
Shakayla Thomas	2014-18

#21	
Aline Harvis	1987-89
Kristy White	1995-97
Brooke Wyckoff	1997-01
Christie Lautsch	2004-07

#22	
Lynn Dee McDonald	1979-81
Celia Slater	1983-85
Moody Gwyn	1985-86
Wanda Burns	1988-91
Carla Williams	1994-96
Vanessa Fuchs	2000-01
Shante Williams	2003-08
Kayli Keough	2008-09
Olivia Bresnahan	2010-12

#23	
Bev Burnett	1985-86
Brenda Cliette	1986-87
Robin Corn	1987-92
Sharron Washington	1993-94
Arleshia Davidson	1995-99
Shinikki Whiting	1999-00
Alicia Gladden	2003-07
Ivey Slaughter	2013-17

#24	
Kris Podulka	1978-81
Kelli Test	1987-91
Liberty Taylor	1991-95
Jen Robinson	1995-99
Kim Small	2000-01
Shakena Richardson	2014-15
NICKI EKHOMEU	2016-17
MORGAN JONES	2018-P

#25	
Jill Baker	1980-81
Valene Harris	1985-87
Connie Robinson	1991-92
Lako Brown	1997-01
Ama Degbeon	2014-18

#30	
Terri McCarty	1984-85
Sarah Hall	1986-88
Tia Paschal	1989-93
Tanisha Rickman	1994-95
Latavia Coleman	1996-00

#31	
Debbie Putz	1980-81
Lahna Wood	1982-83
Cheryl Glover	1985-86
Karen Thomas	1988-90
Lysa Moorefield	1994-98
Ganiyat Adeduntan	2002-06
Ebony Wells	2011-13
SAVANNAH WILKINSON	2017-P

#32	
Penny Stone	1984-85
Terri McCarty	1987-88
Karen Galloway	1989-91
Allison Peercy	1991-95
Mehgan Heaps	1995-97
Molly Beal	1999-01
Lauren Coleman	2010-15
Imani Wright	2015-18
VALENCIA MYERS	2018-P

#33	
Cherry Rivers	1976-80
LeeVayne Oliver	1980-84
Bev Burnett	1988-89
Danielle Ryan	1989-93
Kaila Walker	1993-94
Vanessa Fuchs	1997-00
Tasheika Allen	2001-04
Britany Miller	2005-08
Natasha Howard	2010-14
IZABELA NICOLETTI	2018-P

#34	
Jackie Arnold	1977-79
Tracy Walker	1989-92
Hannah Linqvist	2002-06
Chelsea Davis	2009-13
Gabby Beveillard	2014-15

#35	
Laine Lasseter	1980-82
Debra Collins	1988-89

#40	
June Lasseter	1979-80
Lisa Foglio	1980-83

#41	
Laine Lasseter	1978-80
Tamara Gracey	1998-99

#42	
Stacy Moneymaker	1983-84
Sarah Hall	1984-85
Sarah Grimes	1987-89
Leslie Waugh	1995-97
Genesis Choice	2001-04
Kai James	2014-17

#43	
Sue Galkantas	1980-84

#44	
Glenda Stokes	1979-80
Meg Fahey	1981-82
Brenda Cliette	1983-84
Angela Tucker	1985-88
Chantelle Dishman	1989-93
Anja Pedersen	1994-95
Lauren Bradley	1999-04
Nikki Anthony	2004-07

#45	
Meg Schuler	1978-79
Ruthann Burgan	1980-81
Lynn Marnie	1982-83
Ursula Woods	1992-93
Wendy Hampton	1994-98

#50	
Nancy Galkantas	1981-83
Veronica Bouknight	1985-86
Maria Lardie	1988-90
Jacinta Monroe	2006-2010
Chatrice White	2016-18

#51	
Lea Bennett	1998-00

#52	
Glenda Stokes	1982-83
Mary Buchanan Berryhill	1986-87, 92-93

#54	
Cierra Bravard	2008-12

#55	
Lorraine Rimson	1983-85
Ronanda Pierce	2003-04

Active players in **Bold**

NCAA POSTSEASON HISTORY

1978

State Tournament

South Florida 70	FSU 65
FSU 86	South Florida 61
South Florida 61	FSU 59

1980

**FAIAW State Tournament
Tampa, Fla.**

FSU 100	South Florida 88
---------	------------------

**AIAW Region Tournament
Clinton, Miss.**

Mercer 84	FSU 75
-----------	--------

1981

**FAIA State Tournament
Daytona Beach, Fla.**

Miami 79	FSU 70
----------	--------

1982

**FAIAW State Tournament
Daytona Beach, Fla.**

FSU 84	Miami 80
FSU 76	Florida A&M 65

AIAW Region 111 Tournament

FSU 71	Mississippi College 69
Georgia Southern 81	FSU 78
Mississippi Valley 95	FSU 83

National Women's Invitational Tournament

FSU 76	Pepperdine 63
FSU 75	BYU 71
Championship Game	
Oregon State 76	FSU 60

1983

**NCAA Mideast First Round*
University, Miss.**

Ole Miss 86	FSU 76
-------------	--------

*First team in Florida to earn NCAA Tournament bid

1990

**NCAA Mideast First Round
Tallahassee, Fla.**

Penn State 83	FSU 73
---------------	--------

1991

**NCAA Mideast First Round
Tallahassee, Fla.**

FSU 96	Appalachian State 57
--------	----------------------

**NCAA Mideast Second Round
Bowling Green, Ky.**

Western Kentucky 72	FSU 69
---------------------	--------

2001

**NCAA Midwest First Round
Ames, Iowa**

FSU 72	Tulane 70
--------	-----------

**NCAA Midwest Second Round
Ames, Iowa**

Iowa State 85	FSU 70
---------------	--------

2003

**Women's National Invitational Tournament
Tallahassee, Fla.**

FSU 71	Florida International 51
Auburn, Ala.	
Auburn 68	FSU 57

2004

**Women's National Invitational Tournament
Mobile, Ala.**

FSU 67	South Alabama 61
--------	------------------

Richmond, Va.

Richmond 84	FSU 77
-------------	--------

2005

**NCAA Midwest First Round
Storrs, Conn.**

FSU 87	Richmond 54
--------	-------------

**NCAA Midwest Second Round
Storrs, Conn.**

Connecticut 70	FSU 52
----------------	--------

2006

**NCAA Midwest First Round
Denver, Colo.**

FSU 80	Louisiana Tech 71
--------	-------------------

**NCAA Midwest Second Round
Denver, Colo.**

Stanford 88	FSU 70
-------------	--------

2007

**NCAA Fresno Regional First Round
Stanford, Calif.**

FSU 85	Old Dominion 75
--------	-----------------

**NCAA Fresno Regional Second Round
Stanford, Calif.**

FSU 68	Stanford 61
--------	-------------

**NCAA Fresno Regional Sweet 16
Fresno, Calif.**

LSU 55	FSU 43
--------	--------

2008

**NCAA Des Moines Regional First Round
Des Moines, Iowa**

FSU 60	Ohio State 49
--------	---------------

**NCAA Des Moines Regional Second Round
Des Moines, Iowa.**

Oklahoma State 73	FSU 72 (OT)
-------------------	-------------

2009

**NCAA Duluth Regional First Round
Duluth, Ga.**

FSU 83	N.C. A&T 71
--------	-------------

**NCAA Duluth Regional Second Round
Duluth, Ga.**

Arizona State 63	FSU 58
------------------	--------

2010

**NCAA Dayton Regional First Round
Tallahassee, Fla.**

FSU 75	Louisiana Tech 61
--------	-------------------

**NCAA Dayton Regional Second Round
Tallahassee, Fla.**

FSU 66	St. John's 65 (OT)
--------	--------------------

**NCAA Dayton Regional Sweet 16
Dayton, Ohio**

FSU 74	Mississippi State 71
--------	----------------------

**NCAA Dayton Regional Elite Eight
Dayton, Ohio**

UConn 90	FSU 50
----------	--------

2011

**NCAA Dallas Regional First Round
Auburn, Ala.**

FSU 76	Samford 46
--------	------------

**NCAA Dallas Regional Second Round
Auburn, Ala.**

Georgia 61	FSU 59
------------	--------

2013

**NCAA Oklahoma City Regional First Round
Waco, Texas**

FSU 60	Princeton 44
--------	--------------

**NCAA Oklahoma City Regional Second Round
Waco, Texas**

Baylor 85	FSU 47
-----------	--------

2014

**NCAA Stanford Regional First Round
Ames, Iowa**

FSU 55	Iowa State 44
--------	---------------

**NCAA Stanford Regional Second Round
Ames, Iowa**

Stanford 63	FSU 44
-------------	--------

2015

**NCAA Greensboro Regional First Round
Tallahassee, Fla.**

FSU 91	Alabama State 49
--------	------------------

**NCAA Greensboro Regional Second Round
Tallahassee, Fla.**

FSU 65	FGCU 47
--------	---------

**NCAA Greensboro Regional Sweet 16
Greensboro, N.C.**

FSU 66	Arizona State 65
--------	------------------

**NCAA Greensboro Regional Elite Eight
Greensboro, N.C.**

South Carolina 80	FSU 74
-------------------	--------

2016

**NCAA College Station Regional First Round
College Station, Texas**

FSU 72	Middle Tennessee 55
--------	---------------------

**NCAA College Station Regional Second Round
College Station, Texas**

FSU 74	Texas A&M 56
--------	--------------

**NCAA Dallas Regional Sweet 16
Dallas, Texas**

Baylor 78	FSU 58
-----------	--------

2017

**NCAA Tallahassee Regional First Round
Tallahassee, Fla.**

FSU 87	Western Illinois 66
--------	---------------------

**NCAA Tallahassee Regional Second Round
Tallahassee, Fla.**

FSU 77	Missouri 55
--------	-------------

**NCAA Stockton Regional Sweet 16
Stockton, Calif.**

FSU 66	Oregon State 53
--------	-----------------

**NCAA Stockton Regional Elite Eight
Stockton, Calif.**

South Carolina 71	FSU 64
-------------------	--------

2018

**NCAA Tallahassee Regional First Round
Tallahassee, Fla.**

FSU 91	Little Rock 49
--------	----------------

**NCAA Tallahassee Regional Second Round
Tallahassee, Fla.**

FSU 65	Buffalo 86
--------	------------

2019

**NCAA Greensboro Regional First Round
Charlotte, NC.**

FSU 70	Bucknell 67
--------	-------------

**NCAA Greensboro Regional Second Round
Charlotte, NC.**

South Carolina 72	FSU 64
-------------------	--------

PREVIEW

PLAYERS

COACHES

ADMIN

HISTORY

NCAA POSTSEASON HISTORY

FSU POSTSEASON BESTS

INDIVIDUAL (FSU)

Category	Record	Player	Opponent	Date
Total points:	28	Roneeka Hodges	UConn	3/22/05
Field Goals:	11	Roneeka Hodges	UConn	3/22/05
	11	Shakayla Thomas	Little Rock	3/17/18
FG Attempted:	26	Tanae Davis-Cain	Ohio State	3/22/08
3 Point Field Goals:	5	Tanae Davis-Cain	Ohio State	3/22/08
3 FG Attempted:	10	Alysha Harvin	Mississippi State	3/28/10
	10	Imani Wright	Buffalo	3/19/18
Free Throws:	8	Alicia Gladden	Stanford	3/19/07
FT Attempted:	11	Alicia Gladden	Stanford	3/19/07
	11	Shakayla Thomas	Little Rock	3/17/18
OF Rebounds:	7	Kiah Gillespie	South Carolina	3/24/19
	7	Chantelle Dishman	App. State	3/13/91
DE Rebounds:	12	Adut Bulgak	FGCU	3/23/15
		Ivey Slaughter	Iowa State	3/22/14
TOT Rebounds:	18	Kiah Gillespie	South Carolina	3/24/19
Blocks:	5	Natasha Howard	Princeton	3/24/13
	5	Jacinta Monroe	Old Dominion	3/17/07
	5	Jacinta Monroe	Mississippi State	3/28/10
Assists:	10	Leticia Romero	Alabama State	3/21/15
Steals:	9	Ivey Slaughter	Oregon State	3/25/17

TEAM (FSU)

Category	Record	Opponent	Date
FG%	58.3%	Little Rock	3/17/18
3 FG%	64.3%	Richmond	3/20/05
FT%	90.0%	Western Kentucky	3/15/91
Total Points:	96	Appalachian State	3/13/91
FG:	38	Appalachian State	3/13/91
FGA:	81	Appalachian State	3/13/91
3FG:	9	Richmond	3/20/05
	9	Ohio State	3/22/08
	9	N.C. A&T	3/21/09
3FGA:	25	Buffalo	3/19/18
FT:	25	Alabama State	3/21/15
FTA:	32	Louisiana Tech	3/18/06
OF Reb:	27	South Carolina	3/24/19
DEF Reb:	36	Samford	3/20/11
	36	Iowa State	3/22/14
TOT Reb:	54	Western Illinois	3/17/17
Blocks:	7	Western Illinois	3/17/17
	7	Old Dominion	3/17/07
	7	Mississippi State	3/28/10
Assists:	23	Richmond	3/20/05
	23	N.C. A&T	3/21/09
Steals:	21	Appalachian State	3/13/91

INDIVIDUAL (OPPONENTS)

Category	Record	Player	Team	Date
Total points:	34	Candice Wiggins	Stanford	3/20/06
Field Goals:	15	Brittney Griner	Baylor	3/26/13
FG Attempted:	25	Andrea Riley	Okla State	3/24/08
3 Point Field Goals:	5	Mary Govero	Mississippi State	3/28/10
3 PT FG Attempted:	12	Andrea Riley	Okla State	3/24/08
Free Throws:	9	Katie Hempen	Arizona State	3/27/15
		Sherida Triggs	Old Dominion	3/17/07
		Cierra Dillard	Buffalo	3/19/18
FT Attempted:	13	Sylvia Fowles	LSU	3/24/07
OF Rebounds:	8	Armelle Lumanu	Mississippi State	3/28/10
DE Rebounds:	15	Brittney Griner	Baylor	3/26/13
TOT Rebounds:	22	Brittney Griner	Baylor	3/26/13
Blocks:	4	Alexis Jennings	South Carolina	3/24/19
		A'ja Wilson	South Carolina	3/27/17
		Breanna Brown	Oregon State	3/25/17
		Whitney Knight	FGCU	3/23/15
		Brittney Griner	Baylor	3/26/13
		Brooke Smith	Stanford	3/20/06
Assists:		Jantel Lavender	Ohio State	3/22/08
		Sybil Dosty	Arizona St.	3/23/09
		Chanel Makango	Mississippi State	3/28/10
Steals:		Tina Charles	Connecticut	3/30/10
	9	Jordan Jones	Texas A&M	3/21/16
Steals:	6	Andrea Riley	Okla State	3/24/08

TEAM (OPPONENTS)

Category	Record	Team	Date
FG%	61.2%	South Carolina	3/29/15
3 FG%	50%	Western Kentucky	3/15/91
	50%	Connecticut	3/30/10
FT%	90%	Buffalo	3/19/18
Total Points:	90	Connecticut	3/30/10
FG:	37	Baylor	3/26/13
FGA:	76	Oklahoma State	3/24/08
3FG:	11	Western Illinois	3/17/17
3FGA:	38	Iowa State	3/22/14
FT:	27	Buffalo	3/19/18
FTA:	39	Mississippi	3/18/83
OF Reb:	23	Old Dominion	3/17/07
DEF Reb:	42	Baylor	3/26/13
TOT Reb:	56	Baylor	3/26/13
Blocks:	9	South Carolina	3/24/19
Assists:	25	Baylor	3/26/13
	25	Mississippi	3/18/83
Steals:	20	Mississippi	3/18/83

CONFERENCE HISTORY




FSU IN THE METRO CONFERENCE
(FROM 1981-1991)

YEAR-BY-YEAR RECORD

YEAR	METRO	OVERALL	HEAD COACH
1980-81	1-3	14-15	Janice Dykehouse
1981-82	2-3	28-10	Janice Dykehouse
1982-83	5-1	24- 6	Janice Dykehouse
1983-84	2-9	13-18	Janice Dykehouse
1984-85	2-9	7-21	Jan D. Allen
1985-86	3-8	12-18	Jan D. Allen
1986-87	5-7	9-19	Marynell Meadors
1987-88	4-8	9-18	Marynell Meadors
1988-89	7-5	16-11	Marynell Meadors
1989-90	11-3	21- 9	Marynell Meadors
1990-91	12-2	25- 7	Marynell Meadors




Cherry Rivers
1980 Metro Conference All-Tournament Team



FSU IN THE METRO
CONFERENCE TOURNAMENT
(from 1981-1991) - All-time record: 6-9

YEAR	FSU RESULTS
1981	Tulane 70 – FSU 60 FSU 78 – St. Louis 56
1982	no tournament played
1983	Louisville 67 – FSU 56 FSU 84 – Cincinnati 61
1984	Louisville 88 – FSU 77
1985	Virginia Tech 86 – FSU 65
1986	Cincinnati 77 – FSU 45
1987	Virginia Tech 68 – FSU 67
1988	Cincinnati 78 – FSU 76
1989	Cincinnati 57 – FSU 47
1990	FSU 83 – Memphis State 58 Southern Miss 90 – FSU 78
1991	FSU 89 – Cincinnati 51 FSU 83 – Louisville 70 FSU 54 – South Carolina 53*

*Conference champion



PREVIEW

PLAYERS

COACHES

ADMIN

HISTORY

CONFERENCE HISTORY



FSU IN THE ATLANTIC COAST CONFERENCE (FROM 1992-PRESENT)

YEAR-BY-YEAR RECORD

YEAR	ACC (SEED)	OVERALL	HEAD COACH
1991-92	8-8 (5th)	17-11	Marynell Meadors
1992-93	6-10 (7th)	13-14	Marynell Meadors
1993-94	3-13 (9th)	6-21	Marynell Meadors
1994-95	3-13 (8th)	8-22	Marynell Meadors
1995-96	2-14 (9th)	8-20	Marynell Meadors
1996-97	0-16 (9th)	5-22	Chris Gobrecht
1997-98	5-11 (7th)	9-18	Sue Semrau
1998-99	2-14 (9th)	7-20	Sue Semrau
1999-00	4-12 (8th)	12-17	Sue Semrau
2000-01	9-7 (4th)	19-12	Sue Semrau
2001-02	4-12 (9th)	13-15	Sue Semrau
2002-03	8-8 (4th)	17-13	Sue Semrau
2003-04	7-9 (5th)	15-15	Sue Semrau
2004-05	9-5 (4th)	24- 8	Sue Semrau
2005-06	10-4 (4th)	20-10	Sue Semrau
2006-07	10-4 (4th)	24-10	Sue Semrau
2007-08	7-7 (t5th)	19-14	Sue Semrau
2008-09	12-2 (1st)	26-8	Sue Semrau
2009-10	12-2 (1st)	28-6	Sue Semrau
2010-11	11-3 (3rd)	24-8	Sue Semrau
2011-12	6-10 (8th)	14-17	Sue Semrau
2012-13	11-7 (t4th)	23-10	Sue Semrau
2013-14	7-9 (9th)	21-12	Sue Semrau
2014-15	14-2 (2nd)	32-5	Sue Semrau
2015-16	13-3 (4th)	25-8	Sue Semrau
2016-17	13-3 (2nd)	28-7	Sue Semrau
2017-18	12-4 (3rd)	26-7	Sue Semrau
2018-19	10-6 (6th)	24-9	Sue Semrau



Mara Freshour (L) and Tanae Davis-Cain (R) led FSU to their first-ever share of the ACC regular season championship in 2009.



Roneeka Hodges was an All-ACC First Team selection in 2005.

ACC TOURNAMENT

(from 1992-present) - All-time record: 9-25

YEAR	FSU RESULTS
1992	#4 UNC 81 - #5 FSU 69
1993	#2 Maryland 91 - #7 FSU 68
1994	#8 Wake Forest 72 - #9 FSU 57
1995	#8 Maryland 72 - #9 FSU 56
1996	#9 FSU 64 - #8 Georgia Tech 51 #1 Virginia 83 - #9 FSU 50
1997	#8 Wake Forest 70 - #9 FSU 59
1998	#2 Clemson 85 - #7 FSU 68
1999	#1 Duke 90 - #9 FSU 57
2000	#8 FSU 65 - #7 Maryland 60 #1 Duke 92 - #8 FSU 65
2001	#4 FSU 83 - #5 Virginia 77 #1 Duke 72 - #4 FSU 56
2002	#1 Duke 82 - #9 FSU 66
2003	#5 Georgia Tech 64 - #4 FSU 59
2004	#4 Maryland 62 - #5 FSU 47
2005	#5 Virginia 72 - #4 FSU 67 (OT)
2006	#5 NC State 64 - #4 FSU 60
2007	#5 FSU 70 - #12 Wake Forest 53 #4 NC State 76 - #5 FSU 49
2008	#6 FSU 57 - #11 Wake Forest 52 #3 Duke 81 - #6 FSU 57
2009	#2 FSU 83 - #7 Boston College 71 #3 Duke 75 - #2 FSU 57
2010	#7 Boston College 67 - #2 FSU 60
2011	#6 North Carolina 78 - #3 FSU 65
2012	#9 NC State 74 - #8 FSU 71
2013	#4 FSU 70, #5 Miami 58 #1 Duke 72, #4 FSU 66
2014	#9 FSU 72, #8 Miami 67 (OT) #1 Notre Dame 83, #9 FSU 57
2015	#2 FSU 82, #15 Virginia Tech 43 #2 FSU 66, #3 Louisville 61 #1 Notre Dame 71, #2 FSU 58
2016	#5 Miami 74, #4 FSU 56
2017	#7 Miami 56, #2 FSU 54
2018	#3 FSU 73, #6 Miami 69 #2 Notre Dame 90, #3 FSU 80
2019	#6 FSU 51, #11 Duke 41 #3 NC State 69, #6 FSU 62



1991-92 Seminoles - Florida State's first ACC team.



Jacinta Monroe blocked 74 shots en route to leading FSU to a second-consecutive ACC co-regular season championship in 2009-10.

PREVIEW

PLAYERS

COACHES

ADMIN

HISTORY

FSU VS. RANKED OPPONENTS

ASSOCIATED PRESS (1981-PRESENT)

DATE	RANK	OPPONENT	RESULT
1/17/82	7	at Old Dominion	100-65 L
1/25/82	14	Memphis	104-90 L
1/27/82	12	South Carolina	82-81 L
2/15/82	18	Mississippi	63-61 W
12/10/82	11	(n) Penn State	86-84 L
3/18/83	13	at Mississippi	86-76 L
11/18/83	16	at Arizona State	85-70 L
12/2/83	18	at Western Kentucky	79-74 L
1/5/84	16	at Missouri	(OT) 82-75 W
2/28/84	10	Auburn	72-53 L
2/24/84	1	(n) Texas	89-43 L
1/30/85	10	at Auburn	76-58 L
1/26/86	11	Tennessee	89-43 L
1/3/88	17	Georgia	91-72 L
1/23/89	16	at South Carolina	99-82 L
2/16/89	5	at Georgia	90-70 L
2/20/89	14	South Carolina	76-68 L
11/25/89	13	at LSU	68-65 L
1/17/90	14	at Auburn	80-63 L
1/22/90	15	South Carolina	75-72 L
1/27/90	19	at Southern Miss	77-73 L
2/21/90	7	Georgia	80-76 L
2/24/90	17	Southern Miss	97-72 W
3/3/90	17	at South Carolina	75-59 L
3/10/90	22	(n) Southern Miss	90-78 L
12/2/90	20	LSU	89-82 W
12/7/90	18	Northern Illinois	78-66 W
12/8/90	1	at Virginia	92-77 L
1/31/91	4	at Georgia	91-71 L
2/14/91	5	Auburn	79-64 L
3/13/91	10	(n) Western Kentucky	72-69 L
11/29/91	14	(n) Lamar	78-67 W
11/30/91	19	at LSU	96-88 L
1/3/92	1	Virginia	87-60 L
1/8/92	4	Maryland	79-64 L
1/15/92	17	at Clemson	80-73 L
1/19/92	20	NC State	76-75 W
1/25/92	25	North Carolina	70-61 W
1/27/92	2	at Virginia	81-43 L
2/1/92	15	Clemson	79-66 W
2/5/92	1	at Maryland	101-70 L
2/10/92	24	at North Carolina	69-52 L
12/18/92	16	at Miami	64-61 W
12/21/92	20	(n) Tennessee Tech	88-72 W
1/6/93	9	Virginia	78-66 L
1/10/93	15	North Carolina	85-66 W
1/12/93	3	Maryland	68-61 W
1/30/93	3	at Virginia	76-68 L
2/6/93	19	Clemson	84-69 L
2/9/93	22	at Northern Illinois	86-80 L
2/24/93	24	at Clemson	70-63 L
3/6/93	12	(n) Maryland	91-68 L
12/11/93	7	at North Carolina	102-61 L
12/21/93	13	at Virginia	82-56 L
12/31/93	10	(n) Alabama	87-33 L
1/5/94	24	Maryland	69-54 L
1/14/94	4	North Carolina	71-48 L
2/4/94	10	Virginia	59-50 L
12/3/94	15	Florida	91-80 L
12/19/94	11	(n) Texas Tech	66-44 L
1/4/95	4	North Carolina	77-52 L
1/17/95	12	Virginia	76-60 L
1/28/95	21	Duke	75-71 L
2/3/95	5	at North Carolina	92-47 L
2/18/95	6	at Virginia	59-45 L
2/21/95	17	at Florida	81-62 L
12/6/95	17	at Duke	92-30 L
1/9/96	13	NC State	76-71 L
1/16/96	7	at Virginia	91-58 L
1/27/96	12	Duke	61-47 L
2/3/96	17	at Clemson	70-53 L
2/11/96	15	at NC State	78-64 L
2/16/96	10	Virginia	81-40 L
2/26/96	18	Florida	76-37 L
3/3/96	8	(n) Virginia	83-50 L
11/23/96	20	(n) Florida	75-48 L
12/7/96	11	NC State	88-52 L
1/3/97	16	at Duke	87-46 L
1/8/97	16	North Carolina	88-63 L
1/11/97	20	at Clemson	74-63 L
1/19/97	8	Virginia	67-57 L
1/26/97	17	at NC State	75-36 L
2/2/97	22	Duke	77-70 L
2/14/97	5	at North Carolina	82-56 L
2/16/97	9	at Virginia	73-44 L
2/19/97	21	Clemson	71-47 L
11/20/97	9	at Florida	73-64 L
12/3/97	25	at NC State	72-60 L
12/13/97	4	at Louisiana Tech	86-60 L
12/21/97	22	SW Missouri State	68-57 L
1/2/98	9	at Virginia	75-62 L
1/4/98	5	at North Carolina	103-77 L
1/16/98	25	at Duke	96-76 L
1/21/98	10	Florida	69-57 L

1/25/98	8	NC State	72-62 L
1/29/98	21	at Clemson	85-55 L
2/1/98	16	Virginia	83-76 L
2/4/98	5	North Carolina	75-58 L
2/15/98	13	Duke	79-67 L
2/26/98	16	(n) Clemson	85-68 L
11/19/98	3	Louisiana Tech	88-72 L
12/2/98	16	at Duke	91-72 L
12/5/98	9	North Carolina	112-101 L
12/30/98	4	at Georgia	95-72 L
1/7/99	12	at Clemson	77-55 L
1/22/99	19	Virginia	80-71 L
1/25/99	9	Duke	92-75 L
1/28/99	14	at North Carolina	87-76 L
2/7/99	17	Clemson	71-67 L
2/21/99	17	at Virginia	73-55 L
2/25/99	8	(n) Duke	90-57 L
1/6/00	3	NC State	62-58 L
1/24/00	9	Duke	59-54 L
1/30/00	11	Auburn	55-52 L
2/6/00	11	at NC State	72-62 L
2/10/00	22	Virginia	74-59 L
2/24/00	9	at Duke	87-52 L
3/5/00	12	(n) Duke	92-65 L
12/30/00	12	NC State	74-70 L
1/8/01	5	Duke	73-60 L
1/21/01	20	at Clemson	79-66 L
2/1/01	15	at Xavier	75-72 L
2/8/01	4	at Duke	71-69 W
3/4/01	4	(n) Duke	72-56 L
3/18/01	8	(n) Iowa State	85-70 L
11/29/01	19	Florida	78-74 L
12/16/01	25	at Auburn	71-59 L
1/2/02	19	North Carolina	93-81 L
1/27/02	4	Duke	102-80 L
2/4/02	24	at North Carolina	93-63 L
2/21/02	5	at Duke	88-55 L
3/1/02	4	(n) Duke	82-66 L
12/30/02	3	Connecticut	74-53 L
1/12/03	10	North Carolina	74-53 L
1/26/03	1	at Duke	81-63 L
2/13/03	8	at North Carolina	72-56 L
2/27/03	2	Duke	70-49 L
11/25/03	1	at Connecticut	81-53 L
12/20/03	22	(n) TCU	81-68 L
12/27/03	17	(n) LSU	75-68 L
1/5/04	1	at Duke	79-66 L
2/1/04	10	at North Carolina	66-60 L
2/8/04	2	Duke	80-74 W
2/26/04	11	North Carolina	71-58 L
1/16/05	15	Maryland	(OT) 95-91 W
1/20/05	9	North Carolina	(OT) 79-73 W
1/24/05	23	at Virginia Tech	(2OT) 81-78 W
2/6/05	3	at Duke	75-64 L
2/17/05	24	at NC State	71-43 L
3/22/05	10	at Connecticut	70-52 L
1/5/06	2	at Duke	87-68 L
1/16/06	6	at Maryland	75-57 L
1/22/06	4	at North Carolina	68-51 L
2/5/06	24	NC State	75-61 L
2/26/06	17	Boston College	71-60 W
3/18/06	18	Louisiana Tech	80-71 W
3/20/06	14	Stanford	88-70 L
1/21/07	16	(n) Georgia	65-70 L
1/25/07	1	Duke	60-73 L
2/12/07	2	North Carolina	59-80 L
2/15/07	6	Maryland	60-74 L
3/2/07	24	(n) NC State	49-76 L
3/19/07	5	at Stanford	68-61 L
3/24/07	12	(n) LSU	43-55 L
11/24/07	24	at DePaul	68-79 L
12/6/07	12	at Texas A&M	67-81 L
12/29/07	7	(n) Georgia	(OT) 62-71 L
1/3/08	11	LSU	61-73 L
1/11/08	12	at Duke	38-70 L
2/17/08	3	at North Carolina	77-97 L
2/24/08	4	at Maryland	(OT) 84-92 L
3/7/08	12	(n) Duke	67-81 L
3/22/08	25	(n) Ohio State	60-49 L
3/24/08	13	(n) Oklahoma State	(OT) 72-73 L
12/21/08	1	(n) Connecticut	71-83 L
1/5/09	3	Texas A&M	60-53 W
1/23/09	16	at Virginia	80-75 W
1/29/09	3	Duke	(OT) 82-75 W
2/2/09	13	Maryland	71-72 L
2/13/09	8	North Carolina	77-70 W
2/24/09	22	Virginia	63-68 L
3/7/09	8	(n) Duke	57-75 L
3/23/09	19	(n) Arizona State	58-63 L
12/28/09	1	Connecticut	59-78 L
1/7/10	19	Virginia	68-50 W
1/29/10	7	Duke	43-73 L
2/1/10	13	North Carolina	83-73 W
2/22/10	18	Virginia	59-58 W
3/30/10	1	(n) Connecticut	50-90 L

10/21/10	20	Vanderbilt	72-66 W
12/11/10	25	Michigan State	64-72 L
12/21/10	1	at Connecticut	62-93 L
1/14/11	3	Duke	70-87 L
1/24/11	22	Miami	66-59 W
2/2/11	12	North Carolina	75-84 L
2/20/11	17	Maryland	72-66 W
2/24/11	14	at Miami	66-84 L
3/4/11	19	(n) North Carolina	65-78 L
11/25/11	11	Louisville	76-85 L
11/30/11	17	at Ohio State	(OT) 75-78 L
12/22/11	25	at Vanderbilt	59-64 L
1/2/12	5	Maryland	70-91 L
1/13/12	7	at Duke	66-73 L
1/15/12	13	Miami	57-60 L
2/12/12	5	Duke	57-67 L
2/19/12	6	at Miami	60-67 L
11/24/12	17	(n) Vanderbilt	73-59 W
12/8/12	25	at Nebraska	77-78 L
1/6/13	8	at Maryland	64-71 L
1/13/13	24	Miami	86-65 W
1/31/13	11	at North Carolina	62-72 L
2/17/13	14	North Carolina	80-73 W
2/22/13	5	at Duke	50-61 L
2/28/13	9	Maryland	72-71 W
3/9/13	6	(n) Duke	66-72 L
3/26/13	1	at Baylor	47-85 L
11/24/13	4	at Louisville	(OT) 59-69 L
1/12/14	13	North Carolina	61-65 L
1/16/14	20	at NC State	57-80 L
1/23/14	3	Duke	(OT) 77-85 L
2/6/14	2	Notre Dame	60-81 L
2/20/14	8	at Maryland	77-87 L
3/7/14	2	(n) Notre Dame	57-83 L
3/24/14	6	(n) Stanford	44-63 L
1/2/15	4	at Notre Dame	68-74 L
1/11/15	13	Duke	74-58 W
1/22/15	4	Louisville	68-63 W
2/2/15	23	Syracuse	62-52 W
2/12/15	17	at North Carolina	63-71 L
3/7/15	10	(n) Louisville	66-51 W
3/8/15	2	(n) Notre Dame	58-71 L
3/23/15	20	FGCU	65-47 W
3/27/15	9	(n) Arizona State	66-65 W
3/29/15	3	(n) South Carolina	74-80 L
12/11/15	1	(n) Connecticut	49-73 L
12/21/15	21	at Arizona State	56-68 L
1/24/16	16	at Miami	69-58 W
2/18/16	23	at Syracuse	73-83 L
2/22/16	2	Notre Dame	66-73 L
2/28/16	17	Miami	70-67 W
3/4/16	21	(n) Miami	56-74 L
3/21/16	18	at Texas A&M	74-56 W
3/26/16	4	(n) Baylor	58-78 L
11/14/16	3	Connecticut	76-78 L
11/15/16	25	(n) Gonzaga	87-69 W
12/8/16	23	Florida	83-58 W
12/29/16	11	at Miami	81-66 W
1/8/17	13	Duke	69-45 W
1/12/17	9	Louisville	72-65 W
1/22/17	17	at Virginia Tech	82-54 W
2/6/17	16	Miami	80-71 W
2/13/17	8	Texas	(2OT) 88-92 L
2/26/17	5	at Notre Dame	61-79 L
3/3/17	16	(n) Miami	54-56 L
3/19/17	25	Missouri	77-55 W
3/25/17	8	(n) Oregon State	66-53 W
3/27/17	3	(n) South Carolina	64-71 L
12/17/17	8	at Texas	72-87 L
1/21/18	2	at Louisville	50-49 W
1/28/18	5	Notre Dame	69-100 L
2/19/18	20	at Duke	66-79 L
3/3/18	5	(n) Notre Dame	80-90 L
11/24/18	12	Iowa	71-67 W
1/24/19	4	Louisville	49-68 L
2/7/19	9	NC State	75-70 W
2/10/19	4	at Notre Dame	70-97 L
2/24/19	14	at Miami	54-64 L
2/28/19	17	Syracuse	88-94 L
3/8/19	9	NC State	62-69 L
3/24/19	15	South Carolina	64-72 L

First win over a ranked opponent:
63-61 win over #No. 18 Mississippi (February 15, 1982)

Win over highest-ranked opponent:
80-74 over #2 Duke (February 8, 2004)
50-49 over #2 Louisville (January 21, 2018)

Biggest margin of victory over a ranked team:
82-54 (28) over #17 Virginia Tech (January 22, 2017)

Most wins in a season over ranked opponents:
Nine (2016-17 season)

FSU VS. RANKED OPPONENTS

USA TODAY
(1984-PRESENT)

DATE	RANK	OPPONENT	RESULT	DATE	RANK	OPPONENT	RESULT	DATE	RANK	OPPONENT	RESULT
2/8/85	24	Tennessee	56-67 L	12/2/98	16	at Duke	72-91 L	2/24/11	12	at Miami	66-84 L
2/23/85	22	Memphis St.	64-76 L	12/5/98	8	North Carolina	101-112 L	3/4/11	19	(n) North Carolina	65-78 L
2/25/85	21	Miami	67-74 L	12/30/98	4	at Georgia	72-95 L	11/25/11	12	Louisville	76-85 L
1/26/86	13	Tennessee	43-89 L	1/7/99	10	at Clemson	55-77 L	11/30/11	18	at Ohio State	(OT) 75-78 L
2/25/85	22	Memphis St.	67-84 L	1/22/99	21	Virginia	71-80 L	12/22/11	23	at Vanderbilt	59-64 L
1/3/88	19	Georgia	72-91 L	1/25/99	13	Duke	75-92 L	1/2/12	5	Maryland	70-91 L
1/23/89	15	at South Carolina	82-99 L	1/28/99	10	at North Carolina	76-87 L	1/13/12	6	at Duke	66-73 L
2/16/89	6	at Georgia	70-90 L	2/7/99	18	Clemson	67-71 L	1/15/12	11	Miami	57-60 L
2/20/89	19	South Carolina	68-76 L	2/21/99	17	at Virginia	55-73 L	2/12/12	5	Duke	57-67 L
11/25/90	12	at Louisiana St.	65-68 L	2/25/99	9	(n) Duke	57-90 L	2/19/12	6	at Miami	60-67 L
1/17/90	14	at Auburn	63-80 L	1/6/00	3	NC State	58-62 L	11/24/12	19	(n) Vanderbilt	73-59 W
1/22/90	17	South Carolina	72-75 L	1/24/00	9	Duke	54-59 L	12/8/12	22	at Nebraska	77-78 L
1/27/90	18	at Southern Mississippi	73-77 L	1/30/00	11	Auburn	52-55 L	1/6/13	8	at Maryland	64-71 L
2/21/90	7	Georgia	76-80 L	2/6/00	8	at NC State	62-22 L	1/13/13	25	Miami	86-65 W
2/24/90	17	Southern Mississippi	97-72 W	2/10/00	21	at Virginia	59-74 L	1/31/13	19	at North Carolina	62-72 L
3/3/90	18	at South Carolina	59-75 L	1/20/00	23	at North Carolina	67-77 L	2/17/13	17	North Carolina	80-73 W
3/10/90	20	at Southern Mississippi	78-90 L	2/24/00	8	at Duke	52-87 L	2/22/13	4	at Duke	50-61 L
3/14/90	23	Penn State	73-83 L	3/5/00	10	(n) Duke	65-92 L	2/28/13	9	Maryland	72-71 W
12/2/90	20	LSU	89-82 W	12/30/00	12	NC State	74-70 W	3/9/13	6	(n) Duke	66-72 W
12/7/90	19	North Illinois	78-66 W	1/8/01	5	Duke	60-73 L	3/26/13	1	at Baylor	47-85 L
12/8/90	1	at Virginia	77-92 L	1/21/01	20	at Clemson	66-79 L	11/24/13	3	at Louisville	(OT) 59-69 L
1/31/91	4	at Georgia	71-91 L	1/24/01	24	Virginia	60-58 W	12/4/14	25	Michigan State	61-58 W
2/14/91	5	Auburn	64-79 L	1/29/01	24	at NC State	66-85 L	1/12/14	12	North Carolina	61-65 L
3/13/91	11	West Kentucky	69-72 L	2/01/01	16	at Xavier	72-75 L	1/16/14	21	at NC State	57-80 L
11/29/91	17	(n) Lamar	78-67 W	2/08/01	4	at Duke	71-69 W	1/23/14	3	Duke	(OT) 77-85 L
1/3/92	1	Virginia	60-87 L	2/22/01	22	Clemson	49-69 L	2/6/14	2	Notre Dame	80-81 L
1/8/92	4	Maryland	64-79 L	3/04/01	4	(n) Duke	56-72 L	2/20/14	9	at Maryland	77-87 L
1/15/92	17	at Clemson	73-80 L	3/18/01	8	at Iowa State	70-85 L	3/7/14	2	(n) Notre Dame	57-83 L
1/19/92	15	NC State	76-75 W	11/29/01	18	Florida	74-78 L	3/24/14	5	(n) Stanford	44-63 L
1/25/92	25	North Carolina	70-61 W	1/02/02	18	North Carolina	81-93 L	1/2/15	4	at Notre Dame	68-74 L
1/27/92	2	at Virginia	43-81 L	1/27/02	6	Duke	80-102 L	1/11/15	12	Duke	74-58 W
2/1/92	19	Clemson	79-66 W	2/04/02	23	at North Carolina	63-93 L	1/22/15	4	Louisville	68-63 W
2/5/92	1	at Maryland	70-101 L	2/21/02	5	at Duke	55-88 L	2/2/15	22	Syracuse	62-52 W
2/10/92	20	at North Carolina	52-69 L	3/01/02	4	(n) Duke	55-82 L	2/12/15	14	at North Carolina	63-71 L
1/6/93	9	Virginia	66-78 L	12/30/02	2	Connecticut	55-74 L	3/7/15	10	(n) Louisville	66-51 W
1/10/93	14	at North Carolina	85-66 W	1/12/03	9	North Carolina	53-74 L	3/8/15	2	(n) Notre Dame	58-71 L
1/12/93	3	Maryland	68-61 W	1/26/03	1	at Duke	63-81 L	3/23/15	21	FGCU	65-47 W
1/18/93	25	at Georgia Tech	79-71 W	2/13/03	7	at North Carolina	56-72 L	3/27/15	9	(n) Arizona State	66-65 W
1/21/93	20	North Carolina	60-73 L	2/27/03	2	Duke	49-70 L	3/29/15	4	(n) South Carolina	74-80 L
1/25/93	5	at Maryland	61-74 L	11/25/03	1	at Connecticut	53-81 L	12/11/15	1	(n) Connecticut	49-73 L
1/30/93	10	at Virginia	68-76 L	12/20/03	19	(n) TCU	68-81 L	12/21/15	23	at Arizona State	56-68 L
2/6/93	19	Clemson	69-84 L	12/27/03	18	(n) LSU	68-75 L	1/24/16	16	at Miami	69-58 W
3/6/93	12	(n) Maryland	68-91 L	1/5/04	2	at Duke	55-79 L	2/18/16	18	at Syracuse	73-83 L
12/11/93	7	at North Carolina	61-102 L	2/1/04	10	at North Carolina	60-66 L	2/22/16	2	Notre Dame	66-73 L
12/21/93	14	at Virginia	56-82 L	2/4/04	2	Duke	80-74 W	2/28/16	17	Miami	70-67 W
12/31/93	10	(n) Alabama	33-87 L	2/26/04	11	North Carolina	58-71 L	3/4/16	21	(n) Miami	56-74 L
1/5/94	22	Maryland	54-69 L	1/16/05	17	Maryland	(OT) 95-91 W	3/21/16	18	at Texas A&M	74-56 W
1/14/94	4	North Carolina	48-71 L	1/20/05	6	North Carolina	(OT) 79-73 W	3/26/16	4	(n) Baylor	58-78 L
2/4/94	11	Virginia	50-59 L	2/6/05	4	at Duke	75-64 L	11/14/16	1	Connecticut	76-78 L
12/3/94	15	Florida	80-91 L	2/17/05	24	at NC State	71-43 L	12/8/16	25	Florida	83-58 W
12/19/94	11	(n) Texas Tech	44-66 L	3/22/05	9	at Connecticut	70-52 L	12/29/16	11	at Miami	81-66 W
1/4/95	4	North Carolina	52-77 L	1/5/06	2	at Duke	87-68 L	1/8/17	15	Duke	69-45 W
1/17/95	14	Virginia	60-76 L	1/16/06	6	at Maryland	75-57 L	1/12/17	8	Louisville	72-65 W
2/3/95	5	at North Carolina	47-92 L	1/22/06	3	at North Carolina	68-51 L	1/19/17	24	Syracuse	77-58 W
2/18/95	7	at Virginia	45-79 L	2/26/06	19	Boston College	71-60 W	1/22/17	16	at Virginia Tech	82-54 W
2/21/95	16	at Florida	62-81 L	3/18/06	16	(n) Louisiana Tech	80-71 W	2/6/17	16	Miami	80-71 W
12/1/95	21	(n) Florida	56-74 L	3/20/06	14	(n) Stanford	88-70 L	2/13/17	10	Texas	(2OT) 88-92 L
12/6/95	17	at Duke	30-92 L	1/21/07	16	(n) Georgia	65-70 L	2/26/17	4	at Notre Dame	61-79 L
1/3/96	24	at North Carolina	59-67 L	1/25/07	1	Duke	60-73 L	3/3/17	16	(n) Miami	54-56 L
1/9/96	13	NC State	71-76 L	2/12/07	2	North Carolina	59-80 L	3/25/17	8	(n) Oregon State	66-53 W
1/16/96	7	at Virginia	58-91 L	2/15/07	6	Maryland	60-74 L	3/27/17	4	(n) South Carolina	64-71 L
1/27/96	13	Duke	47-61 L	3/2/07	25	(n) NC State	49-76 L	12/17/18	8	at Texas	72-87 L
1/3/96	18	at Clemson	53-70 L	3/19/07	5	at Stanford	68-61 W	1/21/18	2	at Louisville	50-49 W
2/11/96	17	at NC State	64-78 L	3/24/07	11	(n) LSU	43-55 L	1/28/18	5	Notre Dame	69-100 L
2/16/96	10	Virginia	40-81 L	12/6/07	11	at Texas A&M	67-81 L	2/19/18	16	at Duke	66-79 L
2/26/96	19	Florida	37-76 L	12/29/07	7	(n) Georgia	(OT) 62-71 L	3/3/18	4	(n) Notre Dame	80-90 L
3/3/96	9	(n) Virginia	50-83 L	1/3/08	11	LSU	61-73 L	11/24/18	14	Iowa	71-67 W
11/23/96	22	(n) Florida	48-75 L	1/11/08	13	at Duke	38-70 L	1/24/19	4	Louisville	49-68 L
12/7/96	12	NC State	52-88 L	2/17/08	3	at North Carolina	77-97 L	1/31/19	23	Miami	62-58 W
1/3/97	17	at Duke	46-87 L	2/24/08	4	at Maryland	(OT) 84-92 L	2/7/19	9	NC State	75-70 W
1/8/97	15	North Carolina	63-88 L	3/7/08	12	(n) Duke	67-81 L	2/10/19	4	at Notre Dame	70-97 L
1/11/97	16	at Clemson	63-74 L	3/22/08	25	(n) Ohio State	60-49 W	2/24/19	14	at Miami	54-64 L
1/19/97	8	Virginia	57-67 L	3/24/08	13	(n) Oklahoma State	(OT) 72-73 L	2/28/19	17	Syracuse	88-94 L
1/26/97	17	at NC State	36-75 L	12/21/08	1	(n) Connecticut	71-83 L	3/8/19	11	NC State	62-69 L
2/2/97	21	Duke	70-77 L	1/5/09	3	Texas A&M	60-53 W	3/24/19	18	South Carolina	64-72 L
2/14/97	6	at North Carolina	54-82 L	1/18/09	25	Georgia Tech	59-49 W				
2/16/97	8	at Virginia	44-73 L	1/23/09	14	at Virginia	80-75 W				
2/19/97	22	Clemson	47-71 L	1/29/09	7	Duke	(OT) 82-75 W				
11/20/97	8	at Florida	64-73 L	2/2/09	9	Maryland	71-72 L				
12/3/97	23	at NC State	60-72 L	2/13/09	7	North Carolina	77-70 W				
12/13/97	4	at Louisiana Tech	60-86 L	2/24/09	19	Virginia	63-68 L				
12/21/97	24	SW Missouri State	57-68 L	3/7/09	10	(n) Duke	57-75 L				
1/2/98	9	at Virginia	62-75 L	12/28/09	1	Connecticut	59-78 L				
1/4/98	4	at North Carolina	77-103 L	1/7/10	19	Virginia	68-50 W				
1/16/98	20	at Duke	76-96 L	1/29/10	7	Duke	43-73 L				
1/21/98	12	Florida	57-69 L	2/1/10	15	North Carolina	83-73 L				
1/25/98	7	NC State	62-72 L	2/22/10	18	Virginia	59-58 W				
1/29/98	22	at Clemson	55-85 L	3/30/10	1	(n) Connecticut	50-90 L				
2/1/98	13	Virginia	76-83 L	10/21/10	23	Vanderbilt	72-66 W				
2/4/98	5	North Carolina	58-75 L	12/21/10	1	at Connecticut	62-93 L				
2/15/98	14	Duke	67-79 L	1/14/11	3	Duke	70-87 L				
2/26/98	17	Clemson	68-85 L	1/24/11	17	Miami	66-59 W				
11/19/98	2	Louisiana Tech	72-88 L	2/2/11	15	North Carolina	75-84 L				
				2/20/11	16	Maryland	72-66 W				

First win over a ranked opponent:
97-72 over #17 Southern Mississippi (February 24, 1990)

Win over highest-ranked opponent:
80-74 over #2 Duke (February 8, 2004)
50-49 over #2 Louisville (January 21, 2018)

Biggest margin of victory over a ranked team:
82-54 (28) over #16 Virginia Tech (January 22, 2017)

Most wins in a season over ranked opponents:
Seven (2016-17 season)

GAME RECORDS

SCORING

Name	Date	Pts
1. Natasha Howard - at SYRACUSE	Feb 13, 2014	40
2. Roneeka Hodges - MARYLAND	Jan 16, 2005	39
3. Tia Paschal - at NORTH CAROLINA	Jan 10, 1993	38
Latavia Coleman - NORTH CAROLINA	Dec 5, 1998	38
5. Sue Galkantas - FLORIDA	Dec 3, 1980	37
6. Tia Paschal - vs MARYLAND	Mar 6, 1993	36
7. Natasha Howard - at MARYLAND	Feb 20, 2014	35
8. Laine Lasseter - SOUTHEASTERN LA	Feb 13, 1980	34
Sue Galkantas - FLORIDA A&M	Jan 14, 1981	34
Sue Galkantas - at TULANE	Feb 5, 1983	34
Bev Burnett - FLORIDA A&M	Feb 13, 1986	34
Chantelle Dishman - MARQUETTE	Dec 1, 1990	34
Natasha Howard - GEORGIA TECH	Feb 27, 2014	34
14. Sue Galkantas - at GEORGIA STATE	Nov 21, 1980	33
Laine Lasseter - MERCER	Jan 26, 1981	33
Sue Galkantas - at VIRGINIA TECH	Jan 16, 1982	33
Sue Galkantas - MIDDLE TENNESSEE ST	Nov 26, 1983	33
Danielle Ryan - MARYLAND	Dec 12, 1993	33
Christy Derlak - at UT-CHATTANOOGA	Nov 26, 1993	33
Roneeka Hodges - TEXAS-ARLINGTON	Dec 18, 2004	33
Natasha Howard - VIRGINIA	Mar 2, 2014	33
Imani Wright - NORTH CAROLINA	Dec 31, 2017	33
23. Laine Lasseter - vs FLORIDA	Feb 22, 1979	32
Sue Galkantas - MIAMI	Dec 6, 1980	32
Sue Galkantas - SOUTH ALABAMA	Feb 16, 1981	32
Bev Burnett - SOUTH FLORIDA	Feb 10, 1986	32
Tia Paschal - vs TENNESSEE TECH	Dec 21, 1992	32
Latavia Coleman - TULSA	Nov 19, 1999	32
Shakayla Thomas - GEORGIA TECH	Jan 10, 2016	32

FIELD GOALS MADE

Name	Date	FGM
1. Laine Lasseter - SOUTHEASTERN LA	Feb 13, 1980	17
2. Latavia Coleman - NORTH CAROLINA	Dec 5, 1998	16
3. Laine Lasseter - at ALABAMA-BIRMINGHAM	Dec 31, 1978	15
Sue Galkantas - FLORIDA A&M	Jan 14, 1981	15
Tia Paschal - vs MARYLAND	Mar 6, 1993	15
Latavia Coleman - vs MARYLAND	Mar 4, 2000	15
Roneeka Hodges - MARYLAND	Jan 16, 2005	15
8. Laine Lasseter - vs FLORIDA	Feb 22, 1979	14
Sue Galkantas - at GEORGIA STATE	Nov 21, 1980	14
Laine Lasseter - MERCER	Jan 26, 1981	14
Sue Galkantas - vs NORTH CAROLINA	Jan 5, 1982	14
Chantelle Dishman - MARQUETTE	Dec 1, 1990	14
Tia Paschal - vs TENNESSEE TECH	Dec 21, 1992	14
Natasha Howard - DUKE	Jan 23, 2014	14
Natasha Howard - at SYRACUSE	Feb 13, 2014	14
Natasha Howard - VIRGINIA	Mar 2, 2014	14
Natasha Howard - vs NOTRE DAME	Mar 7, 2014	14
Shakayla Thomas - GEORGIA TECH	Jan 10, 2016	14
Shakayla Thomas - at IOWA	Nov 29, 2017	14
20. Laine Lasseter - vs FLORIDA	Feb 23, 1979	13
Sue Galkantas - FLORIDA	Dec 3, 1980	13
Sue Galkantas - MIAMI	Dec 6, 1980	13
Sue Galkantas - at SOUTHERN MISSISSIPPI	Jan 24, 1981	13
Sue Galkantas - at VIRGINIA TECH	Jan 16, 1982	13
LeeVayne Oliver - GEORGIA SOUTHERN	Mar 12, 1982	13
Bev Burnett - FLORIDA A&M	Feb 13, 1986	13
Bev Burnett - at MEMPHIS STATE	Feb 22, 1986	13
Bev Burnett - MEMPHIS STATE	Jan 16, 1988	13
Chris Davis - CINCINNATI	Mar 10, 1988	13
Chris Davis - GEORGIA SOUTHERN	Dec 3, 1988	13
Lysa Moorefield - at GEORGIA TECH	Jan 18, 1998	13
Roneeka Hodges - TEXAS-ARLINGTON	Dec 18, 2004	13
Alicia Gladden - OAKLAND	Nov 19, 2006	13
Britany Miller - at WAKE FOREST	Feb 25, 2007	13
Natasha Howard - at MARYLAND	Feb 20, 2014	13
Shakayla Thomas - SACRED HEART	Nov 24, 2017	13
Shakayla Thomas - at JAMES MADISON	Dec 3, 2017	13

FIELD GOALS ATTEMPTED

Name	Date	FGA
1. Bev Burnett - at GEORGIA SOUTHERN	Dec 16, 1987	34
Shakayla Thomas - TEXAS	Feb 13, 2017	34
3. Laine Lasseter - MERCER	Jan 26, 1981	30
Bev Burnett - FLORIDA	Feb 27, 1988	30
5. Latavia Coleman - NORTH CAROLINA	Dec 5, 1998	29
6. Tia Paschal - vs MARYLAND	Mar 6, 1993	28
7. Bev Burnett - at FLORIDA	Feb 19, 1986	27
8. Cherry Rivers - FLORIDA	Dec 4, 1978	26
Cherry Rivers - vs FLORIDA	Feb 23, 1980	26
Sue Galkantas - FLORIDA A&M	Jan 14, 1981	26
Bev Burnett - CINCINNATI	Mar 10, 1988	26
Roneeka Hodges - MARYLAND	Jan 16, 2005	26
Tanae Davis-Cain - vs OHIO STATE	Mar 22, 2008	26
14. Jackie Arnold - at FLORIDA A&M	Feb 13, 1979	25
Cherry Rivers - at SOUTH FLORIDA	Dec 1, 1979	25
Lisa Foglio - at ALABAMA-BIRMINGHAM	Jan 22, 1983	25
Bev Burnett - MEMPHIS STATE	Jan 16, 1988	25
April Traylor - UT-CHATTANOOGA	Nov 26, 1999	25
Roneeka Hodges - VIRGINIA TECH	Feb 19, 2005	25
20. Yvette McKinney - SHORTER COLLEGE	Jan 24, 1975	24
Jackie Arnold - at STETSON	Nov 29, 1978	24
Cherry Rivers - vs FLORIDA	Feb 24, 1980	24
Sue Galkantas - vs VALDOSTA STATE COLL	Nov 28, 1980	24
Sue Galkantas - vs ALABAMA	Nov 29, 1980	24
Sue Galkantas - at SOUTH FLORIDA	Feb 12, 1981	24
Sue Galkantas - vs NORTH CAROLINA	Jan 5, 1982	24
Sue Galkantas - MEMPHIS STATE	Jan 25, 1982	24
Bev Burnett - SOUTH FLORIDA	Feb 10, 1986	24
Bev Burnett - at MEMPHIS STATE	Feb 22, 1986	24
Bev Burnett - at DEPAUL	Nov 28, 1987	24
Latavia Coleman - FLORIDA	Dec 7, 1999	24
Tasheika Morris - at NORTH CAROLINA	Feb 13, 2003	24

FIELD GOAL PERCENTAGE (MINIMUM 10 ATTEMPTS)

Name	Date	FGM-FGA	Pct
1. Cierra Bravard - at AKRON	Dec 10, 2011	11-12	.917
2. Laine Lasseter - CENTRAL FLORIDA	Dec 12, 1980	10-11	.909
Glenda Stokes - vs NEBRASKA	Dec 31, 1982	10-11	.909
Brittany Brown - VIRGINIA	Mar 2, 2014	10-11	.909
5. Glenda Stokes - MONTCLAIR STATE	Jan 10, 1983	9-10	.900
Chris Davis - at TULANE	Feb 5, 1990	9-10	.900
Tia Paschal - CINCINNATI	Jan 12, 1991	9-10	.900
Shakayla Thomas - MURRAY STATE	Dec 19, 2015	9-10	.900
9. Natasha Howard - TENNESSEE-MARTIN	Dec 28, 2013	12-14	.857
10. Sue Galkantas - TULANE	Feb 20, 1984	11-13	.846
Cierra Bravard - VIRGINIA	Feb 26, 2012	11-13	.846
12. Cherry Rivers - SOUTH FLORIDA	Dec 2, 1978	10-12	.833
Lisa Foglio - SOUTH CAROLINA	Jan 27, 1982	10-12	.833
Sue Galkantas - at ALASKA-ANCHORAGE	Feb 24, 1984	10-12	.833
Aline Harvis - MEMPHIS STATE	Jan 9, 1989	10-12	.833
Chantelle Dishman - at LOUISIANA STATE	Nov 30, 1991	10-12	.833
Latavia Coleman - at MARYLAND	Jan 12, 2000	10-12	.833
Trinetta Moore - at NORTH CAROLINA	Feb 1, 2004	10-12	.833
Mara Freshour - FORDHAM	Nov 20, 2007	10-12	.833
Shakayla Thomas - at BOSTON COLLEGE	Feb 2, 2017	10-12	.833
Shakayla Thomas - WAKE FOREST	Feb 9, 2017	10-12	.833
22. Chantelle Dishman - MARQUETTE	Dec 1, 1990	14-17	.824
Tia Paschal - vs TENNESSEE TECH	Dec 21, 1992	14-17	.824
24. LeeVayne Oliver - FLORIDA	Jan 20, 1984	9-11	.818
Chantelle Dishman - at GEORGIA SOUTHERN	Jan 4, 1990	9-11	.818
Chantelle Dishman - LOUISIANA STATE	Dec 2, 1990	9-11	.818
Danielle Ryan - ALABAMA	Jan 16, 1991	9-11	.818
Danielle Ryan - LOUISIANA STATE	Dec 5, 1992	9-11	.818
Katelyn Vujas - at LOYOLA-CHICAGO	Dec 19, 1999	9-11	.818
Trinetta Moore - at MARYLAND	Jan 16, 2003	9-11	.818
Shante Williams - vs STANFORD	Mar 20, 2006	9-11	.818
Alicia Gladden - at CLEMSON	Jan 18, 2007	9-11	.818
Natasha Howard - vs ARIZONA STATE	Nov 27, 2010	9-11	.818
Leticia Romero - NORTH FLORIDA	Dec 19, 2016	9-11	.818

THREE POINT FIELD GOALS MADE

Name	Date	3FGM
1. Imani Wright - AT WAKE FOREST	Jan 18, 2018	9
2. Imani Wright - NORTH CAROLINA	Dec 31, 2017	8
3. Christy Derlak - at UT-CHATTANOOGA	Nov 26, 1993	7
Wendy Hampton - STETSON	Dec 22, 1996	7
Courtney Ward - VANDERBILT	Nov 21, 2010	7
Imani Wright - at IOWA	Nov 29, 2017	7
AJ Alix - at Pittsburgh	Feb 4, 2018	7
8. Robin Storey - at ALABAMA-BIRMINGHAM	Dec 19, 1988	6
Robin Storey - at MEMPHIS STATE	Mar 2, 1989	6
Jen Robinson - GEORGIA TECH	Jan 31, 1999	6
Linnea Liljestrand - at RICHMOND	Mar 21, 2004	6
Linnea Liljestrand - COLGATE	Dec 31, 2004	6
Tanae Davis-Cain - at GEORGIA TECH	Feb 3, 2008	6
Alysha Harvin - BOSTON COLLEGE	Jan 24, 2010	6
Courtney Ward - at VIRGINIA	Feb 22, 2010	6
Courtney Ward - DUKE	Jan 14, 2011	6
Courtney Ward - at BOSTON COLLEGE	Jan 27, 2011	6
Alexa Deluzio - at BOSTON COLLEGE	Jan 19, 2012	6
Alexa Deluzio - at VIRGINIA	Mar 3, 2013	6
Morgan Jones - at MARYLAND	Feb 20, 2014	6
AJ Alix - at FLORIDA	Nov 17, 2017	6
Imani Wright - at GRAMBLING STATE	Nov 19, 2017	6
21. Robin Storey - at MEMPHIS STATE	Feb 13, 1988	5
Robin Storey - at SOUTH FLORIDA	Feb 24, 1989	5
Alison Arnoldi - at WAKE FOREST	Feb 18, 1994	5
Tanisha Rickman - FLORIDA	Dec 3, 1994	5
Molly Beal - VIRGINIA	Jan 9, 2000	5
April Traylor - at FLORIDA	Nov 21, 2000	5
Molly Beal - at MARYLAND	Feb 11, 2001	5
April Traylor - vs TULANE	Mar 16, 2001	5
Ganiyat Adeduntan - ALABAMA STATE	Nov 22, 2002	5
Ganiyat Adeduntan - CLEMSON	Feb 9, 2005	5
Holly Johnson - LIPSCOMB	Dec 30, 2005	5
Tanae Davis-Cain - at SE MISSOURI STATE	Nov 17, 2006	5
Mara Freshour - vs WAKE FOREST	Mar 1, 2007	5
Mara Freshour - FORDHAM	Nov 20, 2007	5
Tanae Davis-Cain - at FLORIDA	Nov 23, 2007	5
Mara Freshour - at MARYLAND	Feb 24, 2008	5
Mara Freshour - CLEMSON	Mar 1, 2008	5
Tanae Davis-Cain - vs OHIO STATE	Mar 22, 2008	5
Tanae Davis-Cain - vs CONNECTICUT	Dec 21, 2008	5
Alysha Harvin - MIAMI	Feb 25, 2010	5
Courtney Ward - at CLEMSON	Jan 20, 2011	5
Emiah Bingley - at VIRGINIA	Jan 19, 2014	5
Morgan Jones - MIAMI	Feb 16, 2014	5
Maegan Conwright - at PURDUE	Dec 3, 2014	5
Emiah Bingley - at GEORGIA TECH	Jan 30, 2015	5
Emiah Bingley - CLEMSON	Feb 7, 2016	5
Leticia Romero - at MERCER	Dec 21, 2016	5
AJ Alix - UNF	Nov 10, 2017	5
AJ Alix - STETSON	Dec 7, 2017	5
AJ Alix - at TEXAS	Dec 17, 2017	5
Imani Wright - NOTRE DAME	Jan 28, 2018	5
Nausia Woolfolk - JACKSONVILLE	Nov 15, 2018	5
Nausia Woolfolk - NC STATE	Feb 7, 2019	5

THREE POINT FIELD GOALS ATTEMPTED

Name	Date	3FGA
1. Courtney Ward - vs BOSTON COLLEGE	Mar 5, 2010	17
Imani Wright - at IOWA	Nov 29, 2017	17
Imani Wright - at WAKE FOREST	Jan 18, 2018	17
4. Imani Wright - at GRAMBLING STATE	Nov 19, 2017	16
5. Tanae Davis-Cain - MARYLAND	Feb 2, 2009	15
6. Courtney Ward - NORTH CAROLINA	Feb 2, 2011	14
7. Courtney Ward - at CLEMSON	Jan 20, 2011	12
Courtney Ward - vs NORTH CAROLINA	Mar 4, 2011	12
Imani Wright - NORTH CAROLINA	Dec 31, 2017	12
Imani Wright - NOTRE DAME	Jan 28, 2018	12
Imani Wright - at Pittsburgh	Feb 4, 2018	12
12. Wanda Burns - at AUBURN	Jan 17, 1990	11
Wanda Burns - GEORGIA	Feb 21, 1990	11
Christy Derlak - vs KENTUCKY	Dec 30, 1993	11
Tanisha Rickman - vs MICHIGAN STATE	Dec 21, 1994	11
Jen Robinson - VIRGINIA	Jan 19, 1997	11
Jen Robinson - at DUKE	Dec 2, 1998	11
Jen Robinson - GEORGIA TECH	Jan 31, 1999	11
Tasheika Morris - at NORTH CAROLINA	Feb 13, 2003	11
Mara Freshour - at MARYLAND	Feb 24, 2008	11
Tanae Davis-Cain - vs DUKE	Mar 7, 2009	11
Alysha Harvin - BOSTON COLLEGE	Jan 24, 2010	11
Alexa Deluzio - at VIRGINIA	Mar 3, 2013	11
Morgan Jones - NORTH CAROLINA	Jan 12, 2014	11
Imani Wright - CONNECTICUT	Nov 14, 2016	11
Imani Wright - at SYRACUSE	Jan 7, 2018	11

GAME RECORDS

THREE POINT FIELD GOAL PERCENTAGE (MINIMUM 4 ATTEMPTS)

Name	Date	3FGM-3FGA	Pct
1. Robin Storey - at SOUTH FLORIDA	Feb 24, 1989	5- 5	1.000
Mara Freshour - vs WAKE FOREST	Mar 1, 2007	5- 5	1.000
Emiah Bingley - at GEORGIA TECH	Jan 30, 2015	5- 5	1.000
Jen Robinson - at DUKE	Jan 16, 1998	4- 4	1.000
Tasheika Allen - FLORIDA	Dec 6, 2003	4- 4	1.000
Tanae Davis-Cain - at TEMPLE	Dec 7, 2008	4- 4	1.000
Alexa Deluzio - vs HAWAII	Dec 21, 2009	4- 4	1.000
Alexa Deluzio - at WAKE FOREST	Feb 17, 2011	4- 4	1.000
Leonor Rodriguez - at NEBRASKA	Dec 8, 2012	4- 4	1.000
Kourtney Weber - at MILWAUKEE	Dec 20, 2018	4- 4	1.000
11. Robin Storey - at MEMPHIS STATE	Mar 2, 1989	6- 7	.857
Courtney Ward - at BOSTON COLLEGE	Jan 27, 2011	6- 7	.857
13. Alison Arnoldi - at WAKE FOREST	Feb 18, 1994	5- 6	.833
Ganiyat Adekunle - ALABAMA STATE	Nov 22, 2002	5- 6	.833
Tanae Davis-Cain - at SE MISSOURI STATE	Nov 17, 2006	5- 6	.833
Mara Freshour - CLEMSON	Mar 1, 2008	5- 6	.833
Emiah Bingley - CLEMSON	Feb 7, 2016	5- 6	.833
AJ Alix - STETSON	Dec 7, 2017	5- 6	.833
18. Molly Beal - CLEMSON	Jan 27, 2000	4- 5	.800
Linnea Liljestrand - at CLEMSON	Jan 30, 2003	4- 5	.800
Holly Johnson - at GEORGIA TECH	Jan 2, 2004	4- 5	.800
Roneeka Hodges - MIAMI OF OHIO	Nov 27, 2004	4- 5	.800
Mara Freshour - CENTRAL FLORIDA	Dec 4, 2005	4- 5	.800
Holly Johnson - at MIAMI	Feb 9, 2006	4- 5	.800
Tanae Davis-Cain - CLEMSON	Feb 22, 2007	4- 5	.800
Courtney Ward - at VIRGINIA	Jan 23, 2009	4- 5	.800
Mara Freshour - at BOSTON COLLEGE	Feb 5, 2009	4- 5	.800
Courtney Ward - VIRGINIA	Feb 24, 2009	4- 5	.800
Courtney Ward - VIRGINIA TECH	Feb 18, 2010	4- 5	.800
Maegan Conwright - ALABAMA-BIRMINGHAM	Nov 14, 2014	4- 5	.800
Morgan Jones - vs EASTERN ILLINOIS	Nov 21, 2014	4- 5	.800
Morgan Jones - SAVANNAH STATE	Dec 19, 2014	4- 5	.800
Leticia Romero - NORTH FLORIDA	Dec 19, 2016	4- 5	.800

FREE THROWS MADE

Name	Date	FTM	FTA
1. Carla Williams - at NORTH CAROLINA STATE	Feb 11, 1996	15	15
Cierra Bravard - at BOSTON COLLEGE	Jan 27, 2011	15	15
3. Sue Galkantas - MEMPHIS STATE	Jan 25, 1982	14	14
Sue Galkantas - at TULANE	Feb 5, 1983	14	14
Wanda Burns - at MEMPHIS STATE	Jan 19, 1991	14	14
Tia Paschal - FLORIDA	Dec 15, 1991	14	14
Tia Paschal - at NORTH CAROLINA	Jan 10, 1993	14	14
Latavia Coleman - at CLEMSON	Jan 29, 1998	14	14
9. Bev Burnett - VIRGINIA TECH	Jan 30, 1988	13	13
Carla Williams - DUKE	Jan 28, 1995	13	13
Carla Williams - vs FLORIDA	Dec 1, 1995	13	13
Carla Williams - UT-CHATTANOOGA	Dec 17, 1995	13	13
Carla Williams - at NORTH CAROLINA	Jan 3, 1996	13	13
Carla Williams - GEORGIA TECH	Jan 31, 1996	13	13
15. Lynn Dee McDonald - FLORIDA A&M	Dec 4, 1979	12	12
Lori Smith - at TULANE	Jan 28, 1984	12	12
Chantelle Dishman - TULANE	Jan 28, 1991	12	12
Christy Derlak - at WAKE FOREST	Feb 18, 1994	12	12
Christy Derlak - DUKE	Feb 25, 1994	12	12
Carla Williams - WAKE FOREST	Feb 23, 1995	12	12
Carla Williams - CLEMSON	Jan 7, 1996	12	12
Latavia Coleman - LOUISIANA TECH	Nov 19, 1998	12	12
Alicia Gladden - FLORIDA	Nov 24, 2006	12	12
Cierra Bravard - vs ALABAMA	Nov 26, 2010	12	12
Cierra Bravard - vs NORTH CAROLINA	Mar 4, 2011	12	12
Natasha Howard - at SYRACUSE	Feb 13, 2014	12	12
Natasha Howard - GEORGIA TECH	Feb 27, 2014	12	12
Nicki Ekhomu - TROY	Nov 6, 2018	12	12

FREE THROWS ATTEMPTED

Name	Date	FTA
1. Carla Williams - at NORTH CAROLINA STATE	Feb 11, 1996	22
April Traylor - at FLORIDA	Feb 11, 1999	22
3. Tia Paschal - FLORIDA	Dec 15, 1991	19
Carla Williams - DUKE	Jan 28, 1995	19
5. Latavia Coleman - at CLEMSON	Jan 29, 1998	18
Cierra Bravard - at BOSTON COLLEGE	Jan 27, 2011	18
7. Sue Galkantas - at TULANE	Feb 5, 1983	17
Tia Paschal - at NORTH CAROLINA	Jan 10, 1993	17
9. Sue Galkantas - MEMPHIS STATE	Jan 25, 1982	16
Chantelle Dishman - MISSISSIPPI STATE	Dec 1, 1989	16
Christy Derlak - at WAKE FOREST	Feb 18, 1994	16
April Traylor - EAST TENNESSEE STATE	Nov 24, 2001	16
13. Lori Smith - at TULANE	Jan 28, 1984	15
Chris Davis - WEST VIRGINIA	Dec 5, 1987	15
Bev Burnett - VIRGINIA TECH	Jan 30, 1988	15
Wanda Burns - at MEMPHIS STATE	Jan 19, 1991	15
Chantelle Dishman - GEORGIA TECH	Dec 17, 1991	15
Carla Williams - vs FLORIDA	Dec 1, 1995	15
Carla Williams - GEORGIA TECH	Jan 31, 1996	15
Alicia Gladden - FLORIDA	Nov 24, 2006	15
Cierra Bravard - vs NORTH CAROLINA	Mar 4, 2011	15
Chelsea Davis - GEORGIA STATE	Nov 21, 2011	15
Natasha Howard - at SYRACUSE	Feb 13, 2014	15
24. Christy Derlak - at GEORGIA TECH	Jan 11, 1992	14
Christy Derlak - DUKE	Feb 25, 1994	14
Carla Williams - WAKE FOREST	Feb 23, 1995	14
Carla Williams - UT-CHATTANOOGA	Dec 17, 1995	14
Carla Williams - at NORTH CAROLINA	Jan 3, 1996	14
Carla Williams - CLEMSON	Jan 7, 1996	14
Lysa Moorefield - SW MISSOURI STATE	Dec 21, 1997	14
Cierra Bravard - NORTH CAROLINA	Feb 15, 2012	14
Chelsea Davis - MARYLAND	Feb 28, 2013	14
Natasha Howard - MICHIGAN STATE	Dec 4, 2013	14
Natasha Howard - GEORGIA TECH	Feb 27, 2014	14
Nicki Ekhomu - TROY	Nov 6, 2018	14

FREE THROW PERCENTAGE (MINIMUM 10 ATTEMPTS)

Name	Date	FTM-FTA	Pct
1. Chantelle Dishman - TULANE	Jan 28, 1991	12-12	1.000
Cierra Bravard - LOUISVILLE	Nov 25, 2011	11-11	1.000
Nicki Ekhomu - NOTRE DAME	Feb 10, 2018	11-11	1.000
Chris Davis - TULANE	Jan 8, 1990	10-10	1.000
Wanda Burns - LOUISVILLE	Jan 14, 1991	10-10	1.000
Christy Derlak - vs RICHMOND	Dec 29, 1993	10-10	1.000
Tasheika Morris - at GEORGIA TECH	Dec 5, 2001	10-10	1.000
Chatrice White - MIAMI	Feb 6, 2017	10-10	1.000
Chatrice White - GEORGIA TECH	Feb 25, 2018	10-10	1.000
10. Wanda Burns - at MEMPHIS STATE	Jan 19, 1991	14-15	.933
11. Carla Williams - UT-CHATTANOOGA	Dec 17, 1995	13-14	.929
Carla Williams - at NORTH CAROLINA	Jan 3, 1996	13-14	.929
13. Lynn Dee McDonald - FLORIDA A&M	Dec 4, 1979	12-13	.923
Latavia Coleman - LOUISIANA TECH	Nov 19, 1998	12-13	.923
Cierra Bravard - vs ALABAMA	Nov 26, 2010	12-13	.923
16. Sue Galkantas - FLORIDA	Dec 3, 1980	11-12	.917
Bev Burnett - at LOUISVILLE	Mar 3, 1988	11-12	.917
Christy Derlak - RHODE ISLAND	Dec 3, 1993	11-12	.917
Holly Johnson - MONTANA	Nov 27, 2005	11-12	.917
20. Sue Galkantas - vs DELTA STATE	Dec 11, 1982	10-11	.909
Sue Galkantas - FLORIDA A&M	Feb 9, 1983	10-11	.909
Sheri Kaminski - at LOUISVILLE	Feb 7, 1987	10-11	.909
Carla Williams - NORTH CAROLINA	Jan 4, 1995	10-11	.909
Jacinta Monroe - vs WAKE FOREST	Mar 1, 2007	10-11	.909
25. Cherry Rivers - vs FLORIDA	Feb 23, 1979	9-10	.900
Sue Galkantas - MIDDLE TENNESSEE ST	Nov 26, 1983	9-10	.900
Bev Burnett - MEMPHIS STATE	Feb 27, 1985	9-10	.900
Bev Burnett - TULANE	Jan 24, 1986	9-10	.900
Val Garrett - ALABAMA	Feb 1, 1988	9-10	.900
Wanda Burns - LOUISVILLE	Jan 13, 1990	9-10	.900
Wanda Burns - at MEMPHIS STATE	Jan 28, 1990	9-10	.900
Tia Paschal - at GEORGIA TECH	Jan 18, 1993	9-10	.900
Shante Williams - GEORGIA TECH	Feb 9, 2007	9-10	.900
Tanae Davis-Cain - at VIRGINIA	Feb 10, 2008	9-10	.900
Cierra Bravard - at WAKE FOREST	Feb 17, 2011	9-10	.900
Leonor Rodriguez - at GEORGIA TECH	Jan 3, 2013	9-10	.900



Cierra Bravard

GAME RECORDS

REBOUNDS

Name	Date	Reb
1. Levys Torres - COPPIN STATE	Dec 28, 2000	24
2. Laine Lasseter - SOUTH FLORIDA	Dec 2, 1978	23
3. Natasha Howard - DUKE	Jan 23, 2014	22
4. Glenda Stokes - at VIRGINIA TECH	Jan 16, 1982	21
Brenda Cliette - RICE	Dec 6, 1986	21
Jacinta Monroe - ALABAMA-BIRMINGHAM	Nov 12, 2006	21
7. Chris Brokas - TROY STATE	Dec 6, 1977	19
LeeVayne Oliver - at CINCINNATI	Jan 10, 1981	19
Carla Williams - vs FURMAN	Dec 30, 1995	19
10. Sarah Hall - at CENTRAL FLORIDA	Jan 18, 1986	18
Katina Cobbins - vs WAKE FOREST	Mar 4, 1994	18
Levys Torres - WAKE FOREST	Feb 15, 2001	18
Alicia Gladden - FLORIDA A&M	Dec 2, 2004	18
Chasity Clayton - SAMFORD	Nov 11, 2012	18
Natasha Howard - at GEORGIA TECH	Jan 3, 2013	18
Natasha Howard - at MIAMI	Jan 9, 2014	18
Adut Bulgak - DUKE	Jan 11, 2015	18
Kiah Gillespie - vs SOUTH CAROLINA	Mar 24, 2019	18
19. Laine Lasseter - vs FLORIDA	Feb 23, 1979	17
Sue Galkantas - FLORIDA	Dec 3, 1980	17
Brenda Cliette - MONTCLAIR STATE	Jan 10, 1983	17
Sarah Hall - WEST GEORGIA	Nov 23, 1985	17
Lorraine Rimson - GEORGETOWN	Dec 6, 1985	17
Lorraine Rimson - RADFORD	Dec 7, 1985	17
Bev Burnett - SOUTH FLORIDA	Feb 10, 1986	17
Chantelle Dishman - MIAMI	Nov 23, 1991	17
Ursula Woods - at WAKE FOREST	Jan 16, 1993	17
Jacinta Monroe - at NORTH CAROLINA	Feb 1, 2010	17
Cierra Bravard - ALABAMA STATE	Nov 12, 2010	17
Natasha Howard - MIAMI	Jan 15, 2012	17
Adut Bulgak - MIAMI	Feb 8, 2015	17

ASSISTS

Name	Date	Ast
1. Cheetah Delgado - BOSTON COLLEGE	Feb 9, 2014	15
2. Shante Williams - ALABAMA STATE	Dec 16, 2007	13
3. Rose Harper - vs FLORIDA	Feb 23, 1980	12
Cheetah Delgado - at SYRACUSE	Feb 13, 2014	12
AJ Alix - SACRED HEART	Nov 24, 2017	12
6. Sheri Kaminski - at SOUTH FLORIDA	Dec 10, 1983	11
Robin Corn - vs SOUTH ALABAMA	Nov 24, 1989	11
Allison Peercy - at FLORIDA	Feb 3, 1993	11
Courtney Ward - vs HAWAII	Dec 21, 2009	11
Cheetah Delgado - VIRGINIA	Mar 2, 2014	11
Leticia Romero - at BOSTON COLLEGE	Feb 22, 2015	11
Brittany Brown - at WAKE FOREST	Jan 28, 2016	11
AJ Alix - at GRAMBLING STATE	Nov 19, 2017	11
AJ Alix - ARIZONA STATE	Dec 10, 2017	11
AJ Alix - JACKSONVILLE	Dec 28, 2017	11
AJ Alix - CLEMSON	Feb 15, 2018	11
17. Lynn Marnie - vs NORTH CAROLINA	Jan 5, 1982	10
Sheri Kaminski - MIAMI	Jan 13, 1984	10
Sheri Kaminski - FLORIDA A&M	Feb 15, 1984	10
Jan Piatnik - FLORIDA A&M	Jan 21, 1988	10
Wanda Burns - HOWARD	Feb 6, 1989	10
Wanda Burns - MARQUETTE	Dec 1, 1990	10
Wanda Burns - at LOUISVILLE	Feb 11, 1991	10
Jen Robinson - at FLORIDA A&M	Dec 10, 1995	10
Jen Robinson - at VIRGINIA	Jan 2, 1998	10
April Traylor - at CLEMSON	Feb 27, 2000	10
April Traylor - vs DUKE	Mar 5, 2000	10
Courtney Ward - DUKE	Jan 29, 2009	10
Courtney Ward - HARVARD	Jan 21, 2010	10
Courtney Ward - CLEMSON	Feb 11, 2010	10
Courtney Ward - at GEORGIA TECH	Feb 15, 2010	10
Morgan Toles - vs EASTERN KENTUCKY	Nov 23, 2012	10
Morgan Toles - at GEORGIA TECH	Jan 3, 2013	10
Cheetah Delgado - UNC-GREENSBORO	Nov 8, 2013	10
Cheetah Delgado - at MIAMI	Jan 9, 2014	10
Cheetah Delgado - at MARYLAND	Feb 20, 2014	10
Leticia Romero - ALABAMA STATE	Mar 21, 2015	10
Leticia Romero - vs SAM HOUSTON STATE	Nov 28, 2015	10
Brittany Brown - at NORTH CAROLINA	Jan 5, 2017	10
Nausia Woolfolk - at MIAMI	Feb 11, 2018	10



Cheetah Delgado broke the FSU assists record on 'Paint it Pink' day on Feb. 9, 2014. She dedicated the performance to her late mother, who passed away from breast cancer.

BLOCKED SHOTS

Name	Date	Blk
1. Jacinta Monroe - GEORGIA TECH	Jan 18, 2009	9
2. Brooke Wyckoff - SW MISSOURI STATE	Dec 21, 1997	8
3. Brooke Wyckoff - MISSISSIPPI	Nov 26, 1997	7
Brooke Wyckoff - at MARYLAND	Feb 22, 1998	7
Jacinta Monroe - ALABAMA STATE	Dec 16, 2007	7
Jacinta Monroe - DUKE	Jan 29, 2009	7
Jacinta Monroe - AUBURN	Nov 27, 2009	7
8. Laine Lasseter - MERCER	Nov 17, 1978	6
Brenda Cliette - vs ARMY	Jan 2, 1983	6
Brooke Wyckoff - at WAKE FOREST	Feb 8, 1998	6
Brooke Wyckoff - SOUTH FLORIDA	Dec 14, 1998	6
Ronanda Pierce - vs MARYLAND	Mar 6, 2004	6
Jacinta Monroe - SAMFORD	Dec 27, 2007	6
Jacinta Monroe - NORTH CAROLINA STATE	Feb 7, 2008	6
Jacinta Monroe - MERCER	Dec 14, 2008	6
Natasha Howard - at WAKE FOREST	Feb 2, 2014	6
Chatrice White - GEORGIA TECH	Feb 25, 2018	6
18. Laine Lasseter - at WINTHROP	Feb 8, 1979	5
Sarah Hall - FLORIDA A&M	Feb 12, 1985	5
Veronica Bouknight - at SOUTH FLORIDA	Jan 20, 1986	5
Sarah Hall - at ALBANY STATE	Jan 30, 1986	5
Mary Buchanan - VALDOSTA STATE COLL	Dec 30, 1986	5
Chantelle Dishman - WAKE FOREST	Feb 17, 1992	5
Brooke Wyckoff - at VIRGINIA	Jan 2, 1998	5
Brooke Wyckoff - VIRGINIA	Feb 1, 1998	5
Levys Torres - at IOWA STATE	Mar 18, 2001	5
Britany Miller - STETSON	Dec 6, 2006	5
Jacinta Monroe - vs OLD DOMINION	Mar 17, 2007	5
Britany Miller - at TEXAS A&M	Dec 6, 2007	5
Jacinta Monroe - FLORIDA	Nov 23, 2008	5
Cierra Bravard - VIRGINIA	Feb 24, 2009	5
Jacinta Monroe - ALCORN STATE	Dec 6, 2009	5
Jacinta Monroe - CONNECTICUT	Dec 28, 2009	5
Jacinta Monroe - vs MISSISSIPPI STATE	Mar 28, 2010	5
Natasha Howard - at VIRGINIA	Mar 3, 2013	5
Natasha Howard - vs PRINCETON	Mar 24, 2013	5
Natasha Howard - vs PACIFIC	Dec 20, 2013	5
Natasha Howard - at VIRGINIA	Jan 19, 2014	5
Natasha Howard - DUKE	Jan 23, 2014	5
Adut Bulgak - at PURDUE	Dec 3, 2014	5
Adut Bulgak - at TEMPLE	Dec 14, 2014	5
Chatrice White - at GEORGIA TECH	Jan 26, 2017	5
Chatrice White - CLEMSON	Feb 18, 2017	5
Chatrice White - STETSON	Dec 7, 2017	5
Chatrice White - at TEXAS	Dec 17, 2017	5
Valencia Myers - TROY	Nov 6, 2018	5
Valencia Myers - at ST. JOHN'S	Dec 9, 2018	5
Valencia Myers - NC STATE	Feb 7, 2019	5

STEALS

Name	Date	Stl
1. Wanda Burns - vs SOUTH ALABAMA	Nov 24, 1989	10
2. Ivey Slaughter - vs OREGON STATE	Mar 25, 2017	9
3. Brenda Cliette - ALABAMA-BIRMINGHAM	Dec 18, 1986	8
Tia Paschal - LOUISIANA STATE	Dec 5, 1992	8
Wendy Hampton - FLORIDA A&M	Dec 3, 1996	8
April Traylor - at XAVIER	Feb 1, 2001	8
Brittany Brown - BOSTON COLLEGE	Jan 7, 2016	8
8. Sunnie O'Neal - SOUTH FLORIDA	Jan 16, 1981	7
Glenda Stokes - SOUTH FLORIDA	Jan 16, 1981	7
Brenda Cliette - vs UT-CHATTANOOGA	Nov 26, 1982	7
Brenda Cliette - FLORIDA	Feb 19, 1983	7
Val Garrett - at ALBANY STATE	Jan 30, 1986	7
Sheri Kaminski - at ALBANY STATE	Jan 30, 1986	7
Brenda Cliette - vs SOUTH ALABAMA	Jan 16, 1987	7
Chris Davis - HOWARD	Feb 6, 1989	7
Wanda Burns - LOUISVILLE	Jan 13, 1990	7
Tia Paschal - at SW MISSOURI STATE	Nov 24, 1990	7
Wanda Burns - ALABAMA	Jan 16, 1991	7
Tia Paschal - FLORIDA ATLANTIC	Dec 1, 1992	7
Allison Peercy - at NORTH CAROLINA	Jan 10, 1993	7
Tia Paschal - FLORIDA A&M	Jan 27, 1993	7
Tia Paschal - DUKE	Feb 28, 1993	7
Aletha Penn - at FLORIDA A&M	Dec 10, 1995	7
Brooke Wyckoff - LONG BEACH STATE	Nov 22, 1998	7
Angela Sutton - vs DUKE	Feb 26, 1999	7
LaQuinta Neely - at JACKSONVILLE	Dec 18, 2002	7
Alicia Gladden - MIAMI	Jan 9, 2005	7
Alicia Gladden - TULSA	Nov 27, 2006	7
Brittany Brown - RUTGERS	Dec 3, 2015	7
Brittany Brown - at CLEMSON	Jan 14, 2016	7
AJ Alix - at GRAMBLING STATE	Nov 19, 2017	7

TRIPLE-DOUBLES

Name	Date	Pts	Reb	Ast
1. Wanda Burns - MARQUETTE	Dec 1, 1990	22	12	10
2. Leticia Romero - at BOSTON COLLEGE	Feb 22, 2015	19	11	11

PREVIEW

PLAYERS

COACHES

ADMIN

HISTORY

SEASON RECORDS

AVERAGE

Name	Year	Gm-Pts	Avg
1. Sue Galkantas	1980-81	29-627	21.6
2. Bev Burnett	1987-88	25-533	21.3
3. Sue Galkantas	1981-82	34-710	20.9
4. Natasha Howard	2013-14	33-675	20.5
5. Tia Paschal	1992-93	27-524	19.4
6. Roneeka Hodges	2004-05	32-615	19.2
7. Wanda Burns	1990-91	31-572	18.5
8. Wanda Burns	1989-90	29-515	17.8
Shakayla Thomas	2015-16	33-586	17.8
10. Laine Lasseter	1979-80	21-371	17.7
Sue Galkantas	1983-84	28-495	17.7
Latavia Coleman	1997-98	25-443	17.7
13. Christy Derlak	1993-94	27-469	17.4
14. Bev Burnett	1985-86	21-363	17.3
15. Lisa Foglio	1981-82	26-439	16.9
Sue Galkantas	1982-83	29-491	16.9
16. Cherry Rivers	1979-80	31-514	16.6
17. Shakayla Thomas	2017-18	32-524	16.4
18. Lorraine Rimson	1984-85	24-391	16.3
Danielle Ryan	1992-93	27-441	16.3
Imani Wright	2017-18	32-523	16.3
19. Chantelle Dishman	1990-91	31-503	16.2
Kiah Gillespie	2018-19	33-533	16.2
23. Latavia Coleman	1999-00	29-467	16.1
24. Bev Burnett	1988-89	23-365	15.9
25. Carla Williams	1995-96	28-443	15.8

POINTS

Name	Year	Gm	FG	3FG	FT	Pts	Avg
1. Sue Galkantas	1981-82	34	282	146	710	20.9	
2. Natasha Howard	2013-14	33	266	0	143	675	20.5
3. Sue Galkantas	1980-81	29	261		105	627	21.6
4. Roneeka Hodges	2004-05	32	236	42	101	615	19.2
5. Shakayla Thomas	2017-18	33	251	84	586	17.8	
6. Wanda Burns	1990-91	31	203	41	125	572	18.5
7. Bev Burnett	1987-88	25	201	0	131	533	21.3
Kiah Gillespie	2018-19	33	212	53	56	533	16.2
9. Tia Paschal	1992-93	27	219	3	83	524	19.4
Shakayla Thomas	2015-16	32	227	0	70	524	16.4
11. Imani Wright	2017-18	32	189	103	42	523	16.3
12. Wanda Burns	1989-90	29	186	28	115	515	17.8
13. Cherry Rivers	1979-80	31	216		82	514	16.6
14. Chantelle Dishman	1990-91	31	191	0	121	503	16.2
15. Nicki Ekhomu	2018-19	33	162	45	127	496	15.0
16. Sue Galkantas	1983-84	28	192		111	495	17.7
17. Sue Galkantas	1982-83	29	184		123	491	16.9
Leonor Rodriguez	2012-13	33	176	46	93	491	14.9
Shakayla Thomas	2016-17	33	212	0	67	491	14.9
20. Cierra Bravard	2010-11	32	162	0	156	480	15.0
21. Christy Derlak	1993-94	29	150	47	122	469	17.4
22. Latavia Coleman	1999-00	27	180	1	106	467	16.1
April Traylor	2000-01	31	161	39	106	467	15.1
24. Cherry Rivers	1978-79	31	197		70	464	15.0
25. Jacinta Monroe	2009-10	35	176	1	108	461	13.2

FIELD GOALS MADE

Name	Year	FGM
1. Sue Galkantas	1981-82	282
2. Natasha Howard	2013-14	266
3. Sue Galkantas	1980-81	261
4. Shakayla Thomas	2017-18	251
5. Roneeka Hodges	2004-05	236
6. Shakayla Thomas	2015-16	227
7. Tia Paschal	1992-93	219
8. Cherry Rivers	1979-80	216
9. Shakayla Thomas	2016-17	212
Kiah Gillespie	2018-19	212
11. Wanda Burns	1990-91	203
12. Bev Burnett	1987-88	201
13. Cherry Rivers	1978-79	197
14. Sue Galkantas	1983-84	192
15. Chantelle Dishman	1990-91	191
16. Lisa Foglio	1981-82	190
17. Imani Wright	2017-18	189
18. Wanda Burns	1989-90	186
19. Sue Galkantas	1982-83	184
Lisa Foglio	1982-83	184
Tia Paschal	1990-91	184
Britany Miller	2006-07	184
23. Lorraine Rimson	1983-84	182
24. Latavia Coleman	1999-00	180
25. Tia Paschal	1991-92	176
Jacinta Monroe	2009-10	176
Leonor Rodriguez	2012-13	176

FIELD GOALS ATTEMPTED

Name	Year	FGA
1. Sue Galkantas	1981-82	536
2. Sue Galkantas	1980-81	520
3. Roneeka Hodges	2004-05	504
4. Kiah Gillespie	2018-19	497
5. Shakayla Thomas	2017-18	485
6. Cherry Rivers	1979-80	476
7. Tasheika Morris	2002-03	467
8. Imani Wright	2017-18	464
9. Jackie Arnold	1978-79	463
10. Bev Burnett	1987-88	459
11. Nausia Woolfolk	2018-19	453
12. Natasha Howard	2013-14	448
13. Wanda Burns	1990-91	435
14. Shakayla Thomas	2016-17	429
15. Cherry Rivers	1978-79	427
16. Shakayla Thomas	2015-16	423
17. Tanae Davis-Cain	2008-09	421
18. Tia Paschal	1992-93	418
19. Wanda Burns	1989-90	404
20. Morgan Jones	2013-14	401
21. Nicki Ekhomu	2018-19	399
22. April Traylor	2000-01	396
23. Tasheika Allen	2003-04	395
24. Alicia Gladden	2006-07	391
25. Leonor Rodriguez	2012-13	390

FIELD GOAL PERCENTAGE

Name	Year	FGM-FGA	Pct
1. Chantelle Dishman	1990-91	191-291	.656
2. Glenda Stokes	1982-83	103-171	.602
3. Lisa Foglio	1981-82	190-319	.596
4. Natasha Howard	2013-14	266-448	.594
5. Jacinta Monroe	2007-08	135-228	.592
6. Chantelle Dishman	1991-92	146-251	.582
7. Cierra Bravard	2008-09	115-199	.578
8. Sue Galkantas	1982-83	184-323	.570
9. Chantelle Dishman	1989-90	131-232	.565
Tamara Gracey	1998-99	109-193	.565
11. Laine Lasseter	1979-80	162-290	.559
12. Chris Davis	1990-91	131-237	.553
13. Danielle Ryan	1990-91	130-237	.549
14. Cierra Bravard	2011-12	154-282	.546
15. Cierra Bravard	2010-11	162-297	.545
16. Levys Torres	2000-01	120-222	.541
17. Jacinta Monroe	2006-07	111-206	.539
18. Shakayla Thomas	2015-16	227-423	.537
19. LeeVayne Oliver	1983-84	140-262	.534
20. Chatrice White	2016-17	113-213	.531
21. Shakayla Thomas	2014-15	161-304	.530
22. Sue Galkantas	1981-82	282-536	.526
23. Tia Paschal	1992-93	219-418	.524
Ivey Slaughter	2016-17	118-225	.524
25. LeeVayne Oliver	1982-83	147-281	.523
Carla Williams	1995-96	127-243	.523
Britany Miller	2005-06	148-283	.523

THREE POINT FIELD GOALS MADE

Name	Year	3FGM
1. Imani Wright	2017-18	103
2. Courtney Ward	2010-11	78
3. Tanae Davis-Cain	2008-09	77
4. Maegan Conwright	2014-15	68
Imani Wright	2016-17	68
6. Mara Freshour	2007-08	66
7. AJ Alix	2017-18	65
8. Alysha Harvin	2009-10	64
Courtney Ward	2009-10	64
10. Morgan Jones	2013-14	58
11. Leticia Romero	2016-17	56
12. Linnea Lijestrand	2004-05	54
Alexa Deluzio	2012-13	54
14. Kiah Gillespie	2018-19	53
15. Tanae Davis-Cain	2006-07	52
16. Wendy Hampton	1996-97	51
Mara Freshour	2008-09	51
18. Tanae Davis-Cain	2007-08	49
19. Robin Storey	1988-89	47
Christy Derlak	1993-94	47
Alexa Deluzio	2011-12	47
22. Leonor Rodriguez	2012-13	46
23. Nicki Ekhomu	2018-19	45
24. Tasheika Allen	2003-04	44
Holly Johnson	2005-06	44

THREE POINT FIELD GOALS ATTEMPTED

Name	Year	3FGA
1. Imani Wright	2017-18	269
2. Tanae Davis-Cain	2008-09	208
3. Morgan Jones	2013-14	195
4. Courtney Ward	2010-11	193
5. Maegan Conwright	2014-15	189
6. Tanae Davis-Cain	2006-07	181
7. Imani Wright	2016-17	180
8. Alysha Harvin	2009-10	177
AJ Alix	2017-18	177
10. Courtney Ward	2009-10	174
11. Kiah Gillespie	2018-19	172
12. Wendy Hampton	1996-97	163
13. Nausia Woolfolk	2018-19	161
14. Tasheika Morris	2002-03	155
15. Mara Freshour	2007-08	154
16. Linnea Lijestrand	2004-05	153
17. Alexa Deluzio	2012-13	148
18. Tanae Davis-Cain	2007-08	144
19. Tasheika Allen	2003-04	139
20. Christy Derlak	1993-94	138
Nicki Ekhomu	2018-19	138
22. Alexa Deluzio	2011-12	134
23. April Traylor	2000-01	132
24. Mara Freshour	2008-09	131
25. Leonor Rodriguez	2012-13	130

THREE POINT FIELD GOAL PERCENTAGE

Name	Year	3FGM-3FGA	Pct
1. Leticia Romero	2016-17	56-110	.509
2. Courtney Ward	2008-09	37-74	.500
3. Robin Storey	1988-89	47-99	.475
4. Leticia Romero	2015-16	38-85	.447
5. Mara Freshour	2007-08	66-154	.429
6. Alexa Deluzio	2009-10	40-99	.404
Courtney Ward	2010-11	78-193	.404
8. Tasheika Morris	2001-02	28-70	.400
9. Alison Arnoldi	1993-94	41-104	.394
10. Mara Freshour	2008-09	51-131	.389
11. Imani Wright	2017-18	103-269	.383
12. Leonor Rodriguez	2011-12	24-63	.381
13. Imani Wright	2016-17	68-180	.378
14. Ganiyat Adeduntan	2004-05	36-96	.375
Britany Brown	2014-15	21-56	.375
16. Wendy Hampton	1995-96	28-75	.373
17. Tanae Davis-Cain	2008-09	77-208	.370
18. Courtney Ward	2009-10	64-174	.368
Natasha Howard	2010-11	21-57	.368
20. AJ Alix	2017-18	65-177	.367
21. Alexa Deluzio	2010-11	41-112	.366
22. Alexa Deluzio	2012-13	54-148	.365
23. Alysha Harvin	2009-10	64-177	.362
24. Emiah Bingley	2014-15	30-83	.361
25. Maegan Conwright	2014-15	68-189	.360

SEASON RECORDS

FREE THROWS MADE

Name	Year	FTM
1. Carla Williams	1995-96	189
2. Cierra Bravard	2010-11	156
3. Carla Williams	1994-95	153
4. Sue Galkantas	1981-82	146
5. Natasha Howard	2013-14	143
6. Cierra Bravard	2011-12	133
7. Bev Burnett	1987-88	131
8. Nicki Ekhomu	2018-19	127
9. Wanda Burns	1990-91	125
10. Sue Galkantas	1982-83	123
11. Christy Derlak	1993-94	122
12. Chantelle Dishman	1990-91	121
13. Ivey Slaughter	2014-15	117
14. Wanda Burns	1989-90	115
Nicki Ekhomu	2017-18	115
16. Latavia Coleman	1997-98	112
17. Sue Galkantas	1983-84	111
18. Jacinta Monroe	2008-09	108
Jacinta Monroe	2009-10	108
20. Latavia Coleman	1999-00	106
April Traylor	2000-01	106
Chelsea Davis	2012-13	106
23. Sue Galkantas	1980-81	105
Chantelle Dishman	1991-92	105
25. Allison Peercy	1994-95	104
Natasha Howard	2012-13	104

FREE THROWS ATTEMPTED

Name	Year	FTA
1. Carla Williams	1995-96	244
2. Natasha Howard	2013-14	220
3. Carla Williams	1994-95	216
4. Sue Galkantas	1981-82	214
5. Cierra Bravard	2010-11	198
6. Cierra Bravard	2011-12	188
7. Chantelle Dishman	1990-91	173
8. Natasha Howard	2012-13	170
9. Bev Burnett	1987-88	169
10. Ivey Slaughter	2014-15	165
11. Christy Derlak	1993-94	164
12. Latavia Coleman	1997-98	163
13. Wanda Burns	1990-91	159
Roneeka Hodges	2004-05	159
Nicki Ekhomu	2018-19	159
16. Jacinta Monroe	2008-09	157
17. Sue Galkantas	1982-83	154
18. April Traylor	1998-99	153
19. Latavia Coleman	1999-00	151
April Traylor	2000-01	151
21. Lynn Dee McDonald	1979-80	150
22. Cierra Bravard	2008-09	148
23. Christy Derlak	1992-93	147
Levys Torres	2000-01	147
25. Glenda Stokes	1981-82	146
Jacinta Monroe	2009-10	146

FREE THROW PERCENTAGE

Name	Year	FTM-FTA	Pct
1. Leticia Romero	2016-17	72-81	.889
2. Alexa Deluzio	2011-12	78-93	.839
3. Holly Johnson	2004-05	72-86	.837
4. Leticia Romero	2015-16	50-60	.833
5. Wanda Burns	1989-90	115-139	.827
6. Mara Freshour	2007-08	90-109	.826
Mara Freshour	2008-09	76-92	.826
8. Lisa Foglio	1982-83	77-94	.819
9. Nicki Ekhomu	2017-18	115-141	.816
10. Mara Freshour	2006-07	53-65	.815
11. Alysha Harvin	2007-08	48-59	.814
12. Alexa Deluzio	2009-10	43-53	.811
Courtney Ward	2010-11	73-90	.811
14. Chris Davis	1989-90	76-94	.809
15. Danielle Ryan	1991-92	91-113	.805
Lauren Bradley	2003-04	70-87	.805
17. Lisa Foglio	1980-81	65-81	.802
18. Danielle Ryan	1992-93	72-90	.800
Tamara Gracey	1998-99	72-90	.800
Courtney Ward	2009-10	64-80	.800
21. Sue Galkantas	1982-83	123-154	.799
Nicki Ekhomu	2018-19	127-159	.799
23. Sheri Kaminski	1984-85	51-64	.797
Ivey Slaughter	2016-17	94-118	.797
25. Cierra Bravard	2010-11	156-198	.788
Leonor Rodriguez	2012-13	93-118	.788

REBOUNDS

Name	Year	GP	Tot	Avg
1. Adut Bulgak	2014-15	35	332	9.5
2. Levys Torres	2000-01	31	310	10.0
3. Kiah Gillespie	2018-19	33	307	9.3
4. Natasha Howard	2013-14	33	306	9.3
5. Sue Galkantas	1981-82	34	296	8.7
6. Glenda Stokes	1979-80	35	294	8.4
7. Natasha Howard	2011-12	31	282	9.1
8. Laine Lasseter	1978-79	26	277	10.7
9. Glenda Stokes	1981-82	37	276	7.5
10. Sue Galkantas	1980-81	29	270	9.3
11. Brenda Ciette	1982-83	29	269	9.3
Lorraine Rimson	1983-84	31	269	8.7
13. LeeVayne Oliver	1981-82	35	260	7.4
14. Adut Bulgak	2015-16	33	259	7.8
15. Chatrice White	2017-18	33	258	7.7
16. Cherry Rivers	1979-80	31	257	8.3
17. Jacinta Monroe	2009-10	35	255	7.3
18. Cherry Rivers	1978-79	31	253	8.2
Ivey Slaughter	2013-14	33	253	7.7
20. Jacinta Monroe	2008-09	34	251	7.4
21. Cierra Bravard	2010-11	32	250	7.8
22. LeeVayne Oliver	1982-83	30	248	8.3
Natasha Howard	2012-13	33	248	7.5
24. Chantelle Dishman	1991-92	28	246	8.8
25. Ganiyat Adeduntan	2004-05	32	242	7.6

ASSISTS

Name	Year	Ast
1. Cheetah Delgado	2013-14	216
2. AJ Alix	2017-18	201
3. Courtney Ward	2009-10	198
4. Courtney Ward	2008-09	170
Brittany Brown	2016-17	170
6. Sheri Kaminski	1983-84	155
7. Shante Williams	2003-04	150
8. Cheetah Delgado	2012-13	148
9. April Traylor	1999-00	145
10. Brittany Brown	2015-16	139
11. Leticia Romero	2015-16	138
12. Wanda Burns	1990-91	136
13. Lynn Mamie	1981-82	135
14. Nicki Ekhomu	2018-19	133
15. Courtney Ward	2010-11	132
16. Allison Peercy	1992-93	129
17. Holly Johnson	2004-05	127
Morgan Toles	2012-13	127
Leticia Romero	2014-15	127
20. Rose Harper	1979-80	125
Shante Williams	2007-08	125
22. Allison Peercy	1994-95	123
Leticia Romero	2016-17	123
24. Sunnie O'Neal	1981-82	120
25. April Traylor	2000-01	117

BLOCKED SHOTS

Name	Year	Blk
1. Jacinta Monroe	2008-09	84
2. Brooke Wyckoff	1997-98	80
3. Jacinta Monroe	2007-08	78
4. Jacinta Monroe	2009-10	76
Natasha Howard	2013-14	76
6. Brooke Wyckoff	1998-99	64
7. Jacinta Monroe	2006-07	63
8. Britany Miller	2006-07	55
9. Adut Bulgak	2014-15	54
Chatrice White	2017-18	54
Valencia Myers	2018-19	54
12. Chatrice White	2016-17	50
13. Natasha Howard	2012-13	49
14. Laine Lasseter	1980-81	48
15. Britany Miller	2005-06	39
Natasha Howard	2011-12	39
17. Chelsea Davis	2012-13	38
18. Laine Lasseter	1978-79	37
19. Mary Buchanan	1986-87	34
Brooke Wyckoff	1999-00	34
Cierra Bravard	2011-12	34
Adut Bulgak	2015-16	34
23. Cierra Bravard	2008-09	33
24. Brenda Ciette	1982-83	32
Sarah Hall	1985-86	32

STEALS

Name	Year	Stl
1. Alicia Gladden	2004-05	101
2. Brittany Brown	2015-16	98
3. Tia Paschal	1992-93	96
4. Brenda Ciette	1986-87	91
Brittany Brown	2016-17	91
6. Brenda Ciette	1982-83	77
Wanda Burns	1989-90	77
Brittany Brown	2013-14	77
9. Tia Paschal	1990-91	75
April Traylor	2000-01	75
11. Alicia Gladden	2006-07	73
12. Glenda Stokes	1981-82	68
Angela Sutton	1999-00	68
Courtney Ward	2009-10	68
Natasha Howard	2013-14	68
16. April Traylor	1999-00	67
Leonor Rodriguez	2012-13	67
18. Shante Williams	2003-04	65
19. Lisa Foglio	1981-82	64
Chris Davis	1990-91	64
Cheetah Delgado	2012-13	64
22. Allison Peercy	1992-93	63
Courtney Ward	2010-11	63
Cheetah Delgado	2013-14	63
25. Danielle Ryan	1990-91	62
Alicia Gladden	2005-06	62
Ivey Slaughter	2016-17	62

DOUBLE-DOUBLES

Name	Year	DbI-DbI
1. Natasha Howard	2013-14	15
2. Kiah Gillespie	2018-P	13
3. Laine Lasseter	1978-79	12
Natasha Howard	2011-12	12
Adut Bulgak	2014-15	12
6. Cherry Rivers	1978-79	11
Brenda Ciette	1982-83	11
Brenda Ciette	1986-87	11
Natasha Howard	2012-13	11
10. Cherry Rivers	1979-80	10
Sue Galkantas	1980-81	10
Lorraine Rimson	1983-84	10
Chantelle Dishman	1990-91	10
Chantelle Dishman	1991-92	10
Cierra Bravard	2010-11	10
16. Jackie Arnold	1978-79	9
Carla Williams	1995-96	9
Levys Torres	2000-01	9
Ivey Slaughter	2013-14	9
20. Sue Galkantas	1981-82	8
Lorraine Rimson	1985-86	8
Tia Paschal	1992-93	8
Jacinta Monroe	2008-09	8
24. Sue Galkantas	1982-83	7
Sarah Hall	1985-86	7
Tia Paschal	1991-92	7
Brooke Wyckoff	1998-99	7
Alicia Gladden	2005-06	7
Adut Bulgak	2015-16	7
Chatrice White	2017-18	7

CAREER RECORDS

AVERAGE

Name	Year	Gm-Pts	Avg
1. Sue Galkantas	1981-84	120-2323	19.4
2. Wanda Burns	1989-91	87-1395	16.0
3. Latavia Coleman	1997-00	91-1428	15.7
4. Cherry Rivers	1978-80	89-1376	15.5
Bev Burnett	1985-86,88-89	97-1508	15.5
6. Lisa Foglio	1981-83	82-1227	15.0
7. Lorraine Rimson	1984-86	71-1056	14.9
8. Shakayla Thomas	2015-18	135-1971	14.6
9. Tia Paschal	1990-93	116-1660	14.3
10. Brenda Cliette	1983-87	53-750	14.2
11. Laine Lasseter	1979-82	90-1266	14.1
12. Tasheika Allen	2002-04	88-1229	14.0
Natasha Howard	2011-14	129-1811	14.0
14. Chantelle Dishman	1990-93	94-1280	13.6
15. April Traylor	1999-02	112-1503	13.4
Imani Wright	2016-2018	67-898	13.4
17. Carla Williams	1995-96	58-770	13.3
18. Jackie Arnold	1978-79	53-700	13.2
19. Adut Bulgak	2015-16	68-851	12.5
20. Chris Davis	1988-91	110-1365	12.4
Brooke Wyckoff	1998-01	109-1350	12.4
22. Leticia Romero	2015-17	87-1026	11.8
23. Alexa Deluzio	2010-13	131-1539	11.7
24. Britany Miller	2006-08	70-798	11.4
Cierra Bravard	2009-12	132-1501	11.4

POINTS

Name	Year	Gm	FG	3FG	FT	Pts	Avg
1. Sue Galkantas	1981-84	120	919	485	2323	19.4	
2. Shakayla Thomas	2015-18	135	851	0	269	1971	14.6
3. Natasha Howard	2011-14	129	711	25	364	1811	14.0
4. Tia Paschal	1990-93	116	683	10	284	1660	14.3
5. Alexa Deluzio	2010-13	131	537	182	283	1539	11.7
6. Jacinta Monroe	2007-10	136	590	2	336	1518	11.2
7. Bev Burnett	1985-86,88-89	97	577	0	354	1508	15.5
8. April Traylor	1999-02	112	516	115	356	1503	13.4
9. Cierra Bravard	2009-12	132	524	0	453	1501	11.4
10. Latavia Coleman	1997-00	91	556	13	303	1428	15.7
11. Alicia Gladden	2004-07	126	548	13	294	1403	11.1
12. Wanda Burns	1989-91	87	527	69	272	1395	16.0
13. Cherry Rivers	1978-80	89	584	208	1376	15.5	
14. Chris Davis	1988-91	110	554	7	250	1365	12.4
15. Brooke Wyckoff	1998-01	109	485	60	320	1350	12.4
16. Danielle Ryan	1990-93	117	508	29	252	1297	11.1
17. Chantelle Dishman	1990-93	94	483	0	314	1280	13.6
18. Ivey Slaughter	2014-17	137	446	4	372	1268	9.3
19. Laine Lasseter	1979-82	90	540	186	1266	14.1	
20. Tanae Davis-Cain	2006-09	121	474	198	116	1262	10.4
21. Tasheika Allen	2002-04	88	445	114	225	1229	14.0
22. Lisa Foglio	1981-83	82	513	201	1227	15.0	
23. Courtney Ward	2008-11	134	385	208	221	1199	8.9
24. Christy Derlak	1991-94	113	396	89	312	1193	10.6
25. Brittany Brown	2014-17	138	445	97	205	1192	8.6

FIELD GOALS MADE

Name	Year	FGM
1. Sue Galkantas	1981-84	919
2. Shakayla Thomas	2015-18	851
3. Natasha Howard	2011-14	711
4. Tia Paschal	1990-93	683
5. Jacinta Monroe	2007-10	590
6. Cherry Rivers	1978-80	584
7. Bev Burnett	1985-86,88-89	577
8. Latavia Coleman	1997-00	556
9. Chris Davis	1988-91	554
10. Alicia Gladden	2004-07	548
11. Laine Lasseter	1979-82	540
12. Alexa Deluzio	2010-13	537
13. Wanda Burns	1989-91	527
14. Cierra Bravard	2009-12	524
15. April Traylor	1999-02	516
16. Lisa Foglio	1981-83	513
17. Danielle Ryan	1990-93	508
18. LeeVayne Oliver	1981-84	498
19. Brooke Wyckoff	1998-01	485
20. Chantelle Dishman	1990-93	483
21. Tanae Davis-Cain	2006-09	474
22. Ivey Slaughter	2014-17	446
23. Tasheika Allen	2002-04	445
Brittany Brown	2014-17	445
25. Glenda Stokes	1980-83	417
Lorraine Rimson	1984-86	417
Lysa Moorefield	1995-98	417

FIELD GOALS ATTEMPTED

Name	Year	FGA
1. Sue Galkantas	1981-84	1753
2. Shakayla Thomas	2015-18	1641
3. Natasha Howard	2011-14	1378
4. Tia Paschal	1990-93	1360
5. April Traylor	1999-02	1347
6. Bev Burnett	1985-86,88-89	1291
7. Alexa Deluzio	2010-13	1250
8. Tanae Davis-Cain	2006-09	1249
9. Brittany Brown	2014-17	1176
10. Latavia Coleman	1997-00	1170
11. Alicia Gladden	2004-07	1157
12. Tasheika Allen	2002-04	1156
13. Chris Davis	1988-91	1150
14. Wanda Burns	1989-91	1134
15. Jacinta Monroe	2007-10	1108
16. Brooke Wyckoff	1998-01	1105
17. Laine Lasseter	1979-82	1036
18. Jen Robinson	1996-99	1025
19. Ganiyat Adeduntan	2003-06	1012
20. Chastity Clayton	2010-13	1007
21. Christy Derlak	1991-94	996
22. Danielle Ryan	1990-93	989
Courtney Ward	2008-11	989
24. Britany Williams	2004,06-08	974
25. Lysa Moorefield	1995-98	971

FIELD GOAL PERCENTAGE

Name	Year	FGM-FGA	Pct
1. Chantelle Dishman	1990-93	483-805	.600
2. Tracy Walker	1990-92	165-279	.591
3. Aline Harvis	1988-89	159-281	.566
4. Lisa Foglio	1981-83	513-946	.542
5. Cierra Bravard	2009-12	524-969	.541
6. Jacinta Monroe	2007-10	590-1108	.532
7. Levys Torres	2000-01	161-305	.528
8. Sue Galkantas	1981-84	919-1753	.524
9. Trinetta Moore	2002-04	225-430	.523
10. Laine Lasseter	1979-82	540-1036	.521
11. LeeVayne Oliver	1981-84	498-957	.520
12. Shakayla Thomas	2015-18	851-1641	.519
13. Britany Miller	2006-08	357-691	.517
14. Natasha Howard	2011-14	711-1378	.516
15. Danielle Ryan	1990-93	508-989	.514
16. Chelsea Davis	2010-13	366-713	.513
17. Kai James	2004-17	178-349	.510
18. Genesis Choice	2002-04	182-360	.506
19. Glenda Stokes	1980-83	417-827	.504
20. Tia Paschal	1990-93	683-1360	.502
21. Ivey Slaughter	2014-17	446-900	.496
22. Carla Williams	1995-96	214-432	.495
23. Adut Bulgak	2015-16	318-653	.487
24. Lauren Bradley	2000-04	268-553	.485
25. Chris Davis	1988-91	554-1150	.482

THREE POINT FIELD GOALS MADE

Name	Year	3FGM
1. Courtney Ward	2008-11	208
2. Tanae Davis-Cain	2006-09	198
3. Alexa Deluzio	2010-13	182
4. Imani Wright	2016-18	171
5. Mara Freshour	2006-09	168
6. Wendy Hampton	1995-98	134
7. Alysha Harvin	2007-10	117
8. April Traylor	1999-02	115
9. Tasheika Allen	2002-04	114
10. Ganiyat Adeduntan	2003-06	113
11. Leticia Romero	2015-17	112
12. Linnea Liljestrand	2002-05	110
13. Holly Johnson	2003-06	100
14. Morgan Jones	2014-15	99
15. Brittany Brown	2014-17	97
16. Jen Robinson	1996-99	90
17. Christy Derlak	1991-94	89
Emiah Bingley	2014-16	89
19. Leonor Rodriguez	2010-13	77
20. Robin Storey	1988-89	75
21. Wanda Burns	1989-91	69
Nausia Woolfolk	2016-P	69
23. Maegan Conwright	2015	68
24. Nicki Ekhomu	2016-P	67
25. Allison Peercy	1992-95	66

THREE POINT FIELD GOALS ATTEMPTED

Name	Year	3FGA
1. Tanae Davis-Cain	2006-09	603
2. Courtney Ward	2008-11	523
3. Alexa Deluzio	2010-13	493
4. Imani Wright	2016-18	449
5. Mara Freshour	2006-09	424
6. April Traylor	1999-02	404
7. Wendy Hampton	1995-98	402
8. Tasheika Allen	2002-04	364
9. Jen Robinson	1996-99	351
10. Ganiyat Adeduntan	2003-06	342
Holly Johnson	2003-06	342
12. Alysha Harvin	2007-10	340
13. Brittany Brown	2014-17	336
14. Linnea Liljestrand	2002-05	311
Morgan Jones	2014-15	311
16. Nausia Woolfolk	2016-P	272
17. Emiah Bingley	2014-16	270
18. Christy Derlak	1991-94	261
19. Allison Peercy	1992-95	239
20. Leticia Romero	2015-17	235
21. Wanda Burns	1989-91	225
22. Leonor Rodriguez	2010-13	214
23. Nicki Ekhomu	2016-P	211
24. Shinikki Whiting	2000-02	206
25. Chastity Clayton	2010-13	199

THREE POINT FIELD GOAL PERCENTAGE

Name	Year	3FGM-3FGA	Pct
1. Leticia Romero	2015-17	112-235	.477
2. Robin Storey	1988-89	75-181	.414
3. Courtney Ward	2008-11	208-523	.398
4. Mara Freshour	2006-09	168-424	.396
5. Imani Wright	2016-18	171-449	.381
6. Alison Arnoldi	1991-94	61-163	.374
7. Alexa Deluzio	2010-13	182-493	.369
8. AJ Alix	2018	65-177	.367
9. Leonor Rodriguez	2010-13	77-214	.360
Maegan Conwright	2015	68-189	.360
11. Linnea Liljestrand	2002-05	110-311	.354
12. Alysha Harvin	2007-10	117-340	.344
Adut Bulgak	2015-16	54-157	.344
14. Christy Derlak	1991-94	89-261	.341
15. Wendy Hampton	1995-98	134-402	.333
16. Ganiyat Adeduntan	2003-06	113-342	.330
Emiah Bingley	2014-16	89-270	.330
18. Tanae Davis-Cain	2006-09	198-603	.328
19. Morgan Jones	2014-15	99-311	.318
Nicki Ekhomu	2016-P	67-211	.318
21. Tasheika Allen	2002-04	114-364	.313
22. Kiah Gillespie	2018-P	53-172	.308
23. Wanda Burns	1989-91	69-225	.307
Chastity Clayton	2010-13	61-199	.307
25. Brooke Wyckoff	1998-01	60-197	.305

FREE THROWS MADE

Name	Year	FTM
1. Sue Galkantas	1981-84	485
2. Cierra Bravard	2009-12	453
3. Ivey Slaughter	2014-17	372
4. Natasha Howard	2011-14	364
5. April Traylor	1999-02	356
6. Bev Burnett	1985-86,88-89	354
7. Carla Williams	1995-96	342
8. Jacinta Monroe	2007-10	336
9. Brooke Wyckoff	1998-01	320
10. Chantelle Dishman	1990-93	314
11. Christy Derlak	1991-94	312
12. Latavia Coleman	1997-00	303
13. Allison Peercy	1992-95	299
14. Alicia Gladden	2004-07	294
15. Shante Williams	2004,06-08	291
16. Chelsea Davis	2010-13	287
17. Glenda Stokes	1980-83	284
Tia Paschal	1990-93	284
19. Alexa Deluzio	2010-13	283
20. Wanda Burns	1989-91	272
Nicki Ekhomu	2016-P	272
22. Shakayla Thomas	2015-18	269
23. Danielle Ryan	1990-93	252
24. Chris Davis	1988-91	250
25. Holly Johnson	2003-06	242

CAREER RECORDS

FREE THROWS ATTEMPTED

Name	Year	FTA
1. Sue Galkantas	1981-84	651
2. Cierra Bravard	2009-12	627
3. Natasha Howard	2011-14	590
4. April Traylor	1999-02	562
5. Ivey Slaughter	2014-17	513
6. Bev Burnett	1985-86,88-89	498
Jacinta Monroe	2007-10	498
8. Christy Derlak	1991-94	489
9. Glenda Stokes	1980-83	468
Shante Williams	2004,06-08	468
11. Chantelle Dishman	1990-93	466
12. Carla Williams	1995-96	460
13. Brooke Wyckoff	1998-01	457
14. Latavia Coleman	1997-00	452
15. Shakayla Thomas	2015-18	435
16. Alicia Gladden	2004-07	424
17. Tia Paschal	1990-93	406
18. Chelsea Davis	2010-13	396
19. Allison Peercy	1992-95	393
20. Alexa Deluzio	2010-13	361
21. Chris Davis	1988-91	356
22. Wanda Burns	1989-91	352
23. Nicki Ekhomu	2016-P	351
24. Danielle Ryan	1990-93	331
Brittany Brown	2014-17	331

FREE THROW PERCENTAGE

Name	Year	FTM-FTA	Pct
1. Leticia Romero	2015-17	170-203	.837
2. Mara Freshour	2006-09	234-286	.818
3. Liberty Taylor	1992-95	90-114	.789
4. Lisa Foglio	1981-83	201-255	.788
5. Chatrice White	2016-18	165-210	.786
6. Alexa Deluzio	2010-13	283-361	.784
7. Nicki Ekhomu	2016-P	272-351	.775
8. Wanda Burns	1989-91	272-352	.773
Holly Johnson	2003-06	242-313	.773
10. Leonor Rodriguez	2010-13	121-157	.771
11. Danielle Ryan	1990-93	252-331	.761
Allison Peercy	1992-95	299-393	.761
13. Alysha Harvin	2007-10	202-266	.759
14. Linnea Liljestrand	2002-05	75-100	.750
15. Lauren Bradley	2000-04	172-230	.748
16. Courtney Ward	2008-11	221-296	.747
17. Sue Galkantas	1981-84	485-651	.745
18. Carla Williams	1995-96	342-460	.743
Tasheika Allen	2002-04	225-303	.743
20. Sheri Kaminski	1984-87	208-285	.730
Katelyn Vujas	2000-03	146-200	.730
22. Adut Bulgak	2015-16	161-221	.729
23. Chelsea Davis	2010-13	287-396	.725
Ivey Slaughter	2014-17	372-513	.725
25. Cierra Bravard	2009-12	453-627	.722
Jackie Arnold	1978-79	114-158	.722

REBOUNDS

Name	Year	GP	Tot	Avg
1. Natasha Howard	2011-14	129	1046	8.1
2. Sue Galkantas	1981-84	120	1006	8.4
3. Glenda Stokes	1980-83	130	938	7.2
4. Jacinta Monroe	2007-10	136	913	6.7
5. Ivey Slaughter	2014-17	137	912	6.7
6. LeeVayne Oliver	1981-84	122	869	7.1
7. Brooke Wyckoff	1998-01	109	804	7.4
8. Sarah Hall	1985-88	110	784	7.1
9. Shakayla Thomas	2015-18	135	772	5.7
10. Cierra Bravard	2009-12	132	768	5.8
11. Chantelle Dishman	1990-93	94	713	7.6
12. Tia Paschal	1990-93	116	703	6.1
13. Alicia Gladden	2004-07	126	700	5.6
14. Laine Lasseter	1979-82	90	679	7.5
15. Brittany Brown	2014-17	138	676	4.9
16. Lorraine Rimson	1984-86	71	624	8.8
17. Latavia Coleman	1997-00	91	603	6.6
18. Chasity Clayton	2010-13	123	599	4.9
19. Katelyn Vujas	2000-03	114	597	5.2
20. Adut Bulgak	2015-16	68	591	8.7
21. Ganiyat Adeduntan	2003-06	120	517	4.3
22. Cherry Rivers	1979-80	62	510	8.2
23. Brenda Cliette	1983,87	53	508	9.6
24. Mara Freshour	2006-09	131	506	3.9
25. Chris Davis	1988-91	110	503	4.6

ASSISTS

Name	Year	Ast
1. Courtney Ward	2008-11	602
2. Brittany Brown	2014-17	451
3. Shante Williams	2004,06-08	447
4. Jen Robinson	1996-99	388
Leticia Romero	2015-17	388
6. April Traylor	1999-02	387
7. Allison Peercy	1992-95	385
8. Cheeatah Delgado	2013-14	364
9. Robin Corn	1988-92	358
10. Sheri Kaminski	1984-87	354
11. Holly Johnson	2003-06	342
12. Wanda Burns	1989-91	331
13. LaQuinta Neely	2002-06	329
14. Danielle Ryan	1990-93	301
15. Mara Freshour	2006-09	294
16. Lynn Mamie	1981-83	293
17. Chris Davis	1988-91	282
18. Lisa Foglio	1981-83	274
19. Rose Harper	1978-81	268
20. Alicia Gladden	2004-07	247
Alexa Deluzio	2010-13	247
22. Nicki Ekhomu	2016-P	244
23. Sue Galkantas	1981-84	240
24. Jan Piatnik	1985-88	237
25. Christian Hunnicutt	2008-11	232

BLOCKED SHOTS

Name	Year	Blk
1. Jacinta Monroe	2007-10	301
2. Brooke Wyckoff	1998-01	209
3. Natasha Howard	2011-14	186
4. Laine Lasseter	1979-82	121
5. Cierra Bravard	2009-12	114
6. Chatrice White	2016-18	104
7. Britany Miller	2006-08	103
8. Sarah Hall	1985-88	100
9. Lauren Bradley	2000-04	89
10. Adut Bulgak	2015-16	88
11. Chris Davis	1988-91	75
12. Chelsea Davis	2010-13	75
13. Lysa Moorefield	1995-98	72
14. Glenda Stokes	1980-83	70
Alicia Gladden	2004-07	70
Shakayla Thomas	2015-18	70
17. Ivey Slaughter	2014-17	66
18. Chantelle Dishman	1990-93	59
19. Valencia Myers	2018-P	54
20. Katelyn Vujas	2000-03	52
21. Brenda Cliette	1983,87	49
22. Arleshia Davidson	1996-99	47
23. Alexa Deluzio	2010-13	44
24. Mary Berryhill	1987,92-93	43
Genesis Choice	2002-04	43

STEALS

Name	Year	Stl
1. Brittany Brown	2014-17	319
2. Alicia Gladden	2004-07	275
3. Tia Paschal	1990-93	269
4. Ivey Slaughter	2014-17	222
5. Chris Davis	1988-91	219
6. April Traylor	1999-02	217
7. Courtney Ward	2008-11	214
8. Natasha Howard	2011-14	209
9. Glenda Stokes	1980-83	201
10. Shante Williams	2004,06-08	199
11. Danielle Ryan	1990-93	194
12. Brooke Wyckoff	1998-01	189
13. Angela Sutton	1999-00,03-04	182
14. Lisa Foglio	1981-83	181
15. Robin Corn	1988-92	176
16. Wanda Burns	1989-91	172
17. Sheri Kaminski	1984-87	169
18. Brenda Cliette	1983,87	168
19. Allison Peercy	1992-95	167
20. Wendy Hampton	1995-98	165
21. Sue Galkantas	1981-84	162
22. Latavia Coleman	1997-00	149
23. LaQuinta Neely	2002-06	144
24. LeeVayne Oliver	1981-84	134
25. Sunnie O'Neal	1981-83	131

DOUBLE-DOUBLES

Name	Year	Dbl-Dbl
1. Natasha Howard	2011-14	41
2. Sue Galkantas	1981-84	31
3. Chantelle Dishman	1990-93	26
4. Brenda Cliette	1983,87	22
Lorraine Rimson	1984-86	22
Jacinta Monroe	2007-10	22
7. Cherry Rivers	1979-80	21
Ivey Slaughter	2014-17	21
9. Adut Bulgak	2015-16	19
10. Tia Paschal	1990-93	17
11. Laine Lasseter	1979-82	16
LeeVayne Oliver	1981-84	16
Sarah Hall	1985-88	16
Cierra Bravard	2009-12	16
Shakayla Thomas	2015-18	16
16. Brooke Wyckoff	1998-01	15
17. Carla Williams	1995-96	14
18. Latavia Coleman	1997-00	13
Chatrice White	2016-18	13
Kiah Gillespie	2018-P	13
21. Alicia Gladden	2004-07	12
22. Bev Burnett	1985-86,88-89	11
23. Glenda Stokes	1980-83	10
24. Jackie Arnold	1979	9
Levys Torres	2000-01	9

GAMES PLAYED

Name	Years	GP
1. Brittany Brown	2014-17	138
2. Ivey Slaughter	2014-17	137
3. Jacinta Monroe	2007-10	136
4. Shakayla Thomas	2015-18	135
5. Courtney Ward	2008-11	134
6. Cierra Bravard	2009-12	132
7. Mara Freshour	2006-09	131
Alexa Deluzio	2010-13	131
9. Glenda Stokes	1980-83	130
10. Christian Hunnicutt	2008-11	129
Natasha Howard	2011-14	129
12. Alysha Harvin	2007-10	127
Chelsea Davis	2010-13	127
14. Alicia Gladden	2004-07	126
15. Chasity Clayton	2010-13	123
16. LeeVayne Oliver	1981-84	122
Holly Johnson	2003-06	122
18. Shante Williams	2004,06-08	121
Tanae Davis-Cain	2006-09	121
20. Sue Galkantas	1981-84	120
Ganiyat Adeduntan	2003-06	120
22. Danielle Ryan	1990-93	117
23. Rose Harper	1978-81	116
Tia Paschal	1990-93	116
LaQuinta Neely	2002-06	116

GAMES STARTED

Name	Years	GS
1. Brittany Brown	2014-17	136
2. Ivey Slaughter	2014-17	132
3. Natasha Howard	2011-14	127
4. Courtney Ward	2008-11	115
5. Alicia Gladden	2004-07	113
6. Brooke Wyckoff	1998-01	107
7. April Traylor	1999-02	106
8. Jacinta Monroe	2007-10	101
9. Mara Freshour	2006-09	99
10. Robin Corn	1988-92	97
Lysa Moorefield	1995-98	97
12. Alexa Deluzio	2010-13	93
13. Jen Robinson	1996-99	90
14. Tia Paschal	1990-93	89
Cierra Bravard	2009-12	89
16. Chantelle Dishman	1990-93	87
Latavia Coleman	1997-00	87
Tasheika Allen	2002-04	87
19. Danielle Ryan	1990-93	85
20. Allison Peercy	1992-95	83
21. Katelyn Vujas	2000-03	82
22. Leticia Romero	2015-17	79
23. Shante Williams	2004,06-08	78
24. Tanae Davis-Cain	2006-09	77
25. Wendy Hampton	1995-98	76
Holly Johnson	2003-06	76

TEAM RECORDS

POINTS

MOST GAME	114 vs. Stetson (2/6/91)
MOST SEASON	2,883 (1981-82)
LEAST GAME	26 vs. Clemson (2/7/94)
LEAST SEASON	488 (1973-74)

FIELD GOALS MADE

MOST GAME	49 vs. Stetson (2/6/91)
MOST SEASON	1,171 (1981-82)
LEAST GAME	8 vs. Clemson (2/7/94)
LEAST SEASON	538 (1993-94)

FIELD GOAL ATTEMPTS

MOST GAME	97 vs. Florida (12/4/78)
	97 vs. Monmouth (11/30/85)
MOST SEASON	2,384 (1979-80)
LEAST GAME	35 vs. Clemson (2/7/94)
LEAST SEASON	1,051 (1973-74)

FIELD GOAL PERCENTAGE

HIGH GAME	.731 vs. Denver (12/15/80)
HIGH SEASON	.520 (1990-91)
LOW GAME	.214 vs. Alabama (12/31/93)
LOW SEASON	.340 (1973-74)

3-POINT FIELD GOALS MADE

MOST GAME	15 vs. Milwaukee (12/20/18)
MOST SEASON	229 (2017-18)
LEAST GAME	0 Several Times
LEAST SEASON	32 (1991-92)

3-POINT FIELD GOAL ATTEMPTS

MOST GAME	31 vs. Duke (1/11/15)
	31 vs. Auburn (1/17/91)
	31 vs. Florida (11/17/09)
MOST SEASON	650 (2017-18)
LEAST GAME	0 vs. Lamar (11/29/91)
LEAST SEASON	120 (1991-92)

3-POINT FIELD GOAL PERCENTAGE

HIGH SEASON	.434 (1988-89)
LOW SEASON	.244 (1998-99)

FREE THROWS MADE

MOST GAME	36 vs. Fordham (12/31/84)
MOST SEASON	573 (1990-91)
LEAST GAME	0 vs. Duke (1/23/14)
LEAST SEASON	245 (1996-97)

FREE THROW ATTEMPTS

MOST GAME	51 vs. Georgia Tech (1/31/96) (30T)
MOST SEASON	826 (1990-91)
LEAST GAME	2 vs. Duke (1/23/14)
LEAST SEASON	419 (1996-97)

FREE THROW PERCENTAGE

HIGH GAME	1.000 (13-13) vs. Notre Dame (2/10/19)
HIGH SEASON	.723 (2017-18)
LEAST GAME	.000 vs. Duke (1/23/14)
LEAST SEASON	.510 (1973-74)

REBOUNDS

HIGH GAME	74 vs. Florida (12/4/78)
HIGH SEASON	1,545 (1981-82)
LEAST GAME	13 vs. Maryland (1994)
LEAST SEASON	774 (1993-94)

REBOUND AVERAGE

HIGH SEASON	45.5 (1986-87)
LEAST SEASON	28.7 (1993-94)

ASSISTS

HIGH GAME	29 vs. FAMU (1/20/82) & (1/21/91)
HIGH SEASON	601 (1981-82)
LEAST GAME	2 vs. Tulane (1984-85), Texas Tech (1994-95)
LEAST SEASON	169 (1973-74)

STEALS

HIGH GAME	31 vs. South Florida (2/12/81)
HIGH SEASON	406 (1981-82)
LEAST GAME	1 vs. Georgia Tech (1995-96)
LEAST SEASON	181 (2011-12)

BLOCKS

HIGH GAME	15 vs. Alabama A&M (12/19/11)
HIGH SEASON	166 (2006-07)
LEAST GAME	0 several times
LEAST SEASON	38 (1983-84)

TOP GAME PERFORMANCES

POINTS

114	vs. Stetson (2/6/91)
110	vs. Wake Forest (1/25/15)
110	vs. Marquette (12/1/90)
109	vs. UNF (11/10/17)
107	vs. Savannah State (11/23/03)
107	vs. Virginia Tech (1/14/18)
106	vs. Memphis State (1/19/91)
105	vs. Georgia Southern (12/3/88)
105	vs. Miami (1/11/18)
104	vs. Tulane (2/25/91)
104	vs. Oral Roberts (2/29/92)

MOST FIELD GOALS MADE IN A GAME

49	vs. Stetson (2/6/91)
47	vs. Georgia Southern (12/3/88)
47	vs. Dayton (1/21/77)
46	vs. Southeastern Louisiana (1/22/81)
45	vs. Stetson (1/28/83)

MOST FIELD GOALS ATTEMPTED IN A GAME

97	vs. Monmouth (11/30/85)
97	vs. Florida (12/4/78)
91	vs. Central Michigan (11/25/88)
91	vs. Miami (12/11/88)
86	vs. Marquette (12/1/90)
86	vs. Wisconsin (12/4/87)
86	vs. Duke (1/23/14)
86	vs. Texas (2/13/17)

HIGHEST FIELD GOAL PERCENTAGE IN A GAME

.731	vs. Denver (12/15/80)
.661	vs. Memphis State (1/19/90)
.660	vs. Nebraska (12/31/82)
.654	vs. South Florida (12/10/83)
.644	vs. Austin Peay (12/2/01)

MOST 3-POINT FIELD GOALS MADE IN A GAME

15	vs. Milwaukee (12/20/18)
12	vs. Wake Forest (1/25/15)
12	vs. Richmond (3/21/04)
12	vs. Maryland (2/28/10)
12	vs. Boston College (1/27/11)
12	vs. Miami (1/11/18)
12	vs. Jacksonville (11/15/18)
11	vs. Tennessee-Chattanooga (11/26/93)
11	vs. Boston College (1/24/10)
11	vs. UNF (11/10/17)
11	vs. Florida (11/17/17)
11	vs. Texas (12/17/17)
11	vs. Penn State (11/29/18)
10	vs. Mercer (12/15/15)
10	vs. Clemson (2/9/05)
10	vs. Miami Ohio (11/27/04)
10	vs. Georgia Tech (12/5/01)
10	vs. Maryland (2/11/01)
10	vs. Florida (12/3/94)
10	vs. Mercer (12/21/16)
10	vs. North Carolina (12/31/17)
10	vs. Wake Forest (1/18/18)

MOST 3-POINT FIELD GOALS ATTEMPTED IN A GAME

31	vs. Duke (1/11/15)
31	vs. Auburn (1/17/90)
31	vs. Florida (11/17/09)
30	vs. Troy (11/6/18)
29	vs. Alcorn State (12/6/09)
28	vs. UNF (11/10/17)
28	at Florida (11/17/17)
28	vs. Notre Dame (1/28/18)
28	at Pittsburgh (2/4/18)
27	at Mercer (12/21/16)
27	at Iowa (11/29/17)
27	vs. Florida (11/11/18)
27	vs. Jacksonville (11/15/18)
26	vs. Clemson (2/27/98)
26	at Maryland (2/24/08)
26	at Grambling State (11/19/17)
26	vs. Miami (1/11/18)
26	vs. Penn State (11/29/18)

HIGHEST 3-POINT PERCENTAGE IN A GAME

1.000	vs. Oral Roberts (2/29/92)
.833	vs. Georgia Tech (12/5/01)
.778	vs. Nebraska (12/8/12)
.750	vs. Maryland (2/28/10)

.750	vs. North Carolina (2/9/95)
.714	vs. Florida (11/15/12)
.700	vs. Tennessee Tech (12/21/92)
.700	vs. Jacksonville (11/17/16)
.667	vs. Clemson (12/16/97)
.667	at Syracuse (2/13/14)

MOST FREE THROWS MADE IN A GAME

36	vs. Fordham (12/31/84)
35	vs. Northern Illinois (2/22/92)
33	vs. NC State (1/20/13)
33	vs. Georgia State (11/21/11)
33	vs. Georgia Tech (1/31/96)
33	vs. Memphis State (2/16/91)
33	vs. Louisville (2/10/90)
33	vs. Tulane (2/5/83)

MOST FREE THROWS ATTEMPTED IN A GAME

51	vs. Georgia Tech (1/22/96)
47	vs. Rice (12/6/86)
47	vs. Fordham (12/13/84)
46	vs. Wake Forest (1/15/05)
43	vs. Georgia State (11/21/11); vs. Tulane (11/19/15)

HIGHEST FREE THROW PERCENTAGE IN A GAME

1.000	vs. Notre Dame (2/10/19)
1.000	vs. Clemson (2/7/16)
.952	vs. North Carolina (1/4/94)
.944	vs. Maryland (1/10/01)
.941	vs. Georgia State (12/29/18)
.938	vs. Duke (2/12/12)
.933	vs. Montana (12/29/04)
.933	vs. Clemson (2/9/05)

MOST REBOUNDS IN A GAME

74	vs. Florida (12/4/78)
70	vs. Georgia Southern (12/16/87)
69	vs. Rice (12/6/86)
69	vs. Monmouth (11/30/85)
67	vs. Florida A&M (2/15/90)

MOST ASSISTS IN A GAME

31	vs. Central Michigan (11/25/88)
29	vs. Florida A&M (1/20/82)
29	vs. Florida A&M (1/21/88)
29	vs. Florida A&M (2/24/92)
28	vs. Southern Mississippi (2/23/91)

MOST STEALS IN A GAME

31	vs. South Florida (2/12/81)
25	vs. UNC-Greensboro (12/22/12)
25	vs. Florida A&M (12/3/96)
24	vs. Southern Alabama (11/24/89)
24	vs. Fordham (12/13/84)
23	vs. Lewis (1/2/81)

MOST BLOCKED SHOTS IN A GAME

15	vs. Alabama A&M (12/19/11)
12	vs. Mercer (11/17/78)
11	vs. Minnesota (11/30/16)
11	at St. John's (12/9/18)
10	at Clemson (2/23/12)
10	vs. Miami Ohio (11/27/04)
10	vs. Hawaii (12/21/09)
10	vs. UCF (12/16/09)
10	vs. Georgia Tech (2/25/18)
9	vs. Jacksonville (12/29/14)
9	vs. Stetson (11/29/13)
9	vs. Army (1/2/83)
9	vs. South Florida (2/10/86)
9	vs. Mississippi (11/26/97)
9	vs. Stetson (12/6/06)
9	at Texas A&M (12/6/07)
9	vs. Jacksonville (11/15/18)

MOST TURNOVERS IN A GAME

42	vs. St. Louis (2/6/81)
40	vs. Texas (2/24/84)
37	vs. Maryland (2/22/98)
36	vs. Tennessee (1/26/86)
36	vs. Stetson (11/20/09)
35	vs. Georgia Tech (1/31/95)
35	vs. New Orleans (2/25/87)

MOST FOULS IN A GAME

55	vs. Clemson (1/7/99)
36	vs. South Florida (1/8/82)
35	vs. Mississippi (1982-1983)
32	vs. Georgia Tech (1/20/02)
32	at Miami (2/24/11)

PREVIEW

PLAYERS

COACHES

ADMIN

HISTORY

MISCELLANEOUS RECORDS

SEASON OPENERS

(Record: 37-10)

YEAR	OPPONENT	SCORE, W/L	SITE	DATE
1972-73	FAMU	53-47, W	n/a	n/a
1973-74	Florida	39-41, L	n/a	n/a
1974-75	Albany State	62-55, W	n/a	n/a
1975-76	Rollins	56-43, W	n/a	n/a
1976-77	Albany State	38-87, L	n/a	n/a
1977-78	Valdosta State	57-92, L	n/a	n/a
1978-79	Mississippi State	60-64, L	n/a	n/a
1979-80	Mississippi State	61-73, L	n/a	n/a
1980-81	Georgia Tech	84-97, L	A	11/20/80
1981-82	Stetson	81-54, W	H	11/23/81
1982-83	UT-Chattanooga	94-77, W	N	11/26/82
1983-84	Arizona State	70-85, L	N	11/18/83
1984-85	Albany State	66-60, W	H	11/14/84
1985-86	West Georgia	67-57, W	H	11/23/85
1986-87	Albany State	71-72, L (OT)	H	12/1/86
1987-88	New Mexico St	73-64, W	N	11/27/87
1988-89	Central Michigan	100-78, W	N	11/25/88
1989-90	South Alabama	89-82, W(2OT)	N	11/24/89
1990-91	UM-Kansas City	66-52, W	N	11/23/90
1991-92	Miami	71-69, W (OT)	H	11/23/91
1992-93	Florida Atlantic	97-67, W	H	12/1/92
1993-94	UT-Chattanooga	85-86, L	A	11/26/93
1994-95	Fresno State	67-62, W	N	11/25/94
1995-96	Florida Atlantic	69-46, W	A	11/27/95
1996-97	South Florida	68-59, W	A	11/22/96
1997-98	Florida A&M	79-70, W	A	11/16/97
1998-99	Tulsa	76-67, W	A	11/14/98
1999-00	Tulsa	77-70, W	H	11/19/99
2000-01	UNC-Asheville	89-64, W	H	11/19/00
2001-02	Saint Mary's	78-57, W	N	11/18/01
2002-03	Alabama State	89-61, W	H	11/22/02
2003-04	Savannah State	107-28, W	H	11/23/03
2004-05	Xavier	56-48, W	H	11/19/04
2005-06	Georgia Southern	82-57, W	H	11/18/05
2006-07	UAB	93-77, W	H	11/12/06
2007-08	Florida Gulf Coast	93-53, W	A	11/9/07
2008-09	Florida Gulf Coast	81-62, W	H	11/16/08
2009-10	North Florida	99-50, W	H	11/13/09
2010-11	Alabama State	89-39, W	H	11/12/10
2011-12	USF	62-49, W	N	11/11/11
2012-13	Samford	77-42, W	H	11/11/12
2013-14	UNCG	93-59, W	H	11/8/13
2014-15	UAB	92-62, W	H	11/14/14
2015-16	Florida	72-82, L	A	11/16/15
2016-17	Jacksonville St.	73-62, W	H	11/11/16
2017-18	UNF	109-51, W	H	11/10/17
2018-19	Troy	103-67, W	H	11/6/18

HOME OPENERS

(Record: 35-4 - since 1980-81)

YEAR	OPPONENT	SCORE, W/L	DATE
1980-81	Florida	90-48, W	12/3/80
1981-82	Stetson	81-54, W	11/23/81
1982-83	Albany State	94-52, W	12/1/82
1983-84	Mid Tennessee St.	75-67, W	11/26/83
1984-85	Albany State	66-60, W	11/14/84
1985-86	West Georgia	67-57, W	11/23/85
1986-87	Albany State	71-72, L (OT)	12/1/86
1987-88	Wisconsin	100-67, W	12/4/87
1988-89	UNC-Asheville	99-58, W	12/2/88
1989-90	Mississippi State	86-62, W	12/1/89
1990-91	Marquette	110-75, W	12/1/90
1991-92	Miami	71-69, W (OT)	11/23/91
1992-93	Florida Atlantic	97-67, W	12/1/92
1993-94	Rhode Island	71-76, L	12/3/93
1994-95	Central Florida	74-59, W	11/29/94
1995-96	UT-Chattanooga	58-60, L	12/17/95
1996-97	Florida A&M	91-59, W	12/3/96
1997-98	Mississippi	64-54, W	11/26/97
1998-99	Louisiana Tech	72-88, L	11/19/98
1999-00	Tulsa	77-70, W	11/19/99
2000-01	UNC-Asheville	89-64, W	11/19/00
2001-02	E Tenn State	99-66, W	11/24/01
2002-03	Alabama State	89-61, W	11/22/02
2003-04	Savannah State	107-28, W	11/23/03
2004-05	Xavier	56-48, W	11/19/04
2005-06	Georgia Southern	82-57, W	11/18/05
2006-07	UAB	93-77, W	11/12/06
2007-08	North Florida	75-48, W	11/11/07
2008-09	Florida Gulf Coast	81-62, W	11/16/08
2009-10	North Florida	99-50, W	11/13/09
2010-11	Alabama State	89-39, W	11/12/10
2011-12	Georgia State	94-74, W	11/21/11

2012-13	Samford	77-42, W	11/11/12
2013-14	UNCG	93-59, W	11/8/13
2014-15	UAB	92-62, W	11/14/14
2015-16	Tulane	78-72, W	11/19/15
2016-17	Jacksonville St.	73-62, W	11/11/16
2017-18	UNF	109-51, W	11/10/17
2018-19	Troy	103-67, W	11/6/18

OVERTIME GAMES

(Record: 25-19)

YEAR	OPPONENT	SCORE, W/L	SITE	DATE
1977-78	South Florida	84-76, W	A	n/a
1982-83	Montclair State	89-81, W	H	1/10/83
1983-84	Missouri	82-75, W	N	1/5/84
1984-85	South Florida	71-69, W	H	1/14/85
1985-86	Monmouth (3OT)	81-69, W	N	11/30/85
	Radford	80-87, L	H	12/7/85
1986-87	Albany State	71-72, L	A	1/30/86
1987-88	West Virginia	68-58, W	H	12/4/87
	Georgia Southern	83-77, W	A	12/16/87
	Memphis State	90-91, L	H	12/16/88
1989-90	S. Alabama (2OT)	89-82, W	N	11/24/89
	Louisville	69-66, W	H	1/13/90
1990-91	S. Carolina (2OT)	91-92, L	H	2/4/91
1991-92	Miami	71-69, W	H	11/23/91
	Louisiana State	88-96, L	A	11/30/91
	Florida	90-78, W	H	12/15/91
1995-96	Ga Tech (3OT)	90-85, W	H	1/31/96
1997-98	Virginia	76-83, L	H	2/1/98
1998-99	North Carolina	101-112, L	H	12/5/98
2000-01	North Carolina	80-78, W	A	2/18/01
2001-02	Florida	74-78, L	H	11/29/01
2002-03	Wake Forest (3OT)	62-60, W	H	2/2/03
2003-04	Virginia	80-82, L	H	1/23/04
2004-05	Maryland	95-91, W	H	1/16/05
	North Carolina	79-73, W	H	1/20/05
	Va Tech (2OT)	81-78, W	A	1/24/05
	Va Tech (3OT)	94-83, W	H	2/19/05
	Virginia	67-71, L	N	3/5/05
2005-06	Clemson	80-72, W	A	2/19/06
2006-07	Miss. State	60-65, L	A	11/30/06
2007-08	Georgia	62-71, L	N	12/29/07
	Miami	75-70, W	A	1/24/08
	Virginia	66-69, L	H	1/26/08
	Maryland	84-92, L	A	2/24/08
	Oklahoma State	72-73, L	N	3/24/06
2008-09	Duke	82-75, W	H	1/29/09
2009-10	St. John's	66-65, W	N	3/22/10
2011-12	Ohio State	75-78, L	A	11/30/11
2013-14	Louisville	59-69, L	A	11/24/13
2013-14	Duke	77-85, L	H	1/23/14
2013-14	Miami	72-67, W	N	3/6/14
2014-15	Purdue	67-64, W	A	12/3/14
2016-17	Texas	88-92, L	H	2/13/17
2017-18	Wake Forest	81-79, W	A	1/18/18

MOST GAMES IN A SEASON

38 1981-82

FEWEST GAMES IN A SEASON

10 1973-74

MOST WINS IN A SEASON

32 2014-15 (32-5)

FEWEST WINS IN A SEASON

5 1996-97 (5-22)

HIGHEST WINNING PERCENTAGE

.864 2014-15 (32-5)

LOWEST WINNING PERCENTAGE

.185 1996-97 (5-22)

TOP 10 BIGGEST WINS (BY MARGIN)

MAR	OPPONENT	SCORE	DATE
84	West Florida	100-16	1975-76
79	Savannah State	107-28	11/23/03
71	Dayton	104-33	1976-77
69	Bethune-Cookman	103-34	11/18/14
66	Stetson	101-35	11/20/09
63	Winthrop	98-36	11/24/16
59	Clemson	86-27	1/15/17
58	UNF	109-51	11/10/17
57	Sam Houston State	94-37	11/28/15
56	North Florida	95-39	12/19/16
55	South Alabama	99-44	12/19/81
	Tulane	100-45	11/8/90

MOST LOSSES IN A SEASON

22 1994-95 (8-22)
22 1996-97 (5-22)

FEWEST LOSSES IN A SEASON

3 1973-74 (7-3)

TOP 10 BIGGEST LOSSES (By Margin)

MAR	OPPONENT	SCORE	DATE
63	South Carolina	52-115	1977-78
62	Duke	30-92	12/6/95
54	Alabama	33-87	12/31/93
54	Clemson	26-80	2/7/94
51	Valdosta State	50-101	1975-76
49	Albany State	38-87	1976-77
47	Valdosta State	44-91	1975-76
46	Delta State	60-106	1976-77
46	Tennessee	43-89	11/26/86
46	Texas	43-89	2/24/84

LONGEST WINNING STREAK

12 GAMES - 2004-05 and 2016-17
2004-05 win streak below

GAME	DATE	OPPONENT	SCORE
No. 1	Nov. 19	Xavier (H)	56-48
No. 2	Nov. 22	Florida (A)	72-62
No. 3	Nov. 26	Eastern Kentucky (H)	70-53
No. 4	Nov. 27	Miami (OH) (H)	82-56
No. 5	Dec. 2	Florida A&M (H)	85-66
No. 6	Dec. 12	New Orleans (A)	62-44
No. 7	Dec. 15	Florida Atlantic (H)	65-40
No. 8	Dec. 18	UT-Arlington (H)	72-70
No. 9	Dec. 20	Fordham (N)	65-51
No. 10	Dec. 21	Towson (N)	67-56
No. 11	Dec. 22	UNC-Charlotte (N)	83-72
No. 12	Dec. 28	Louisville (N)	69-54

LONGEST HOME COURT

Winning Streak (since 1980-81)

31 GAMES - 2014-15 to 2015-16

LONGEST LOSING STREAK

18 GAMES - 1986-87

LONGEST HOME COURT LOSING STREAK

(since 1980-81)

8 1994-95 (12/26/94-2/11/95)
8 1996-97 (1/8/86-2/23/96)

SEMINOLE 100 POINT GAMES

YEAR	OPPONENT	SCORE	SITE	DATE
1975-76	West Florida	100-16	n/a	n/a
1976-77	Dayton	104-33	n/a	n/a
1978-79	New Orleans	101-66	n/a	n/a
1978-79	Florida	101-94	n/a	n/a
1979-80	South Florida	100-88	n/a	n/a
1981-82	Stetson	102-92	H	12/4/82
1982-83	Nebraska	100-84	N	12/31/82
1987-88	Wisconsin	100-67	H	1/6/88
1988-89	Central Michigan	100-78	N	11/25/88
	Ga Southern	105-78	H	12/3/88
	Howard	101-73	H	2/6/89
1989-90	Tulane	103-66	H	1/8/90

1990-91	Marquette	110-75	H	12/1/90
	Memphis State	106-94	A	1/19/91
	Stetson	114-71	H	2/6/91
	Memphis State	101-77	H	2/16/91
	Tulane	104-66	A	2/25/91
1991-92	Florida A&M	100-71	H	2/24/92
	Oral Roberts	104-59	H	2/29/92
1998-99	North Carolina	101-112	H	12/5/98
1999-00	Loyola	102-70	A	12/19/99
2003-04	Savannah State	107-28	H	11/23/03
2009-10	Stetson	101-35	H	11/20/09
2010-11	Boston College	102-93	A	1/27/11
2014-15	Bethune-Cookman	103-34	H	11/18/14
2014-15	Wake Forest	110-80	H	1/25/15
2015-16	Murray State	101-59	H	12/19/15
2016-17	Wake Forest	102-60	H	2/9/17
2017-18	UNF	109-51	H	11/10/17
	Sacred Heart	101-52	H	11/24/17
	North Carolina	103-65	H	12/31/17
	Miami	105-67	H	1/11/18
	Virginia Tech	107-62	H	1/14/

YEAR-BY-YEAR LEADERS

YEAR-BY-YEAR TEAM STATISTICS

YEAR	GAMES	FG-A	PCT	3FG-A	PCT	FT-A	PCT	OR-DR-TOT-AVG	AS	ST	BK	TO	PF-DQ	PTS-AVG
2018-19	33	840-2053	.409	180-650	.277	400-544	.735	475-790-1265-38.3	416	249	128	449	557-17	2260-68.5
2017-18	33	990-2169	.456	229-650	.352	463-640	.723	515-896-1411-42.8	499	246	118	440	523-8	2672-81.0
2016-17	35	1032-2240	.461	180-512	.352	520-731	.711	533-880-1413-40.4	534	361	133	502	603-6	2764-79.0
2015-16	33	921-2021	.456	161-471	.342	421-617	.682	514-843-1357-41.1	527	327	95	585	554-12	2424-73.5
2014-15	37	1053-2340	.450	216-609	.355	473-724	.653	625-986-1611-43.5	585	331	135	627	652-10	2795-75.5
2013-14	33	852-2004	.425	133-469	.284	450-690	.652	503-860-1363-41.3	464	336	118	638	531-11	2627-69.3
2012-13	33	929-2053	.453	122-347	.352	489-688	.711	443-828-1271-38.5	511	327	115	536	467-6	2469-74.8
2011-12	31	774-1715	.451	105-337	.312	433-634	.683	425-836-1261-40.7	398	181	117	628	481-5	2086-67.3
2010-11	32	826-1889	.437	173-473	.366	527-749	.704	471-886-1357-42.4	435	244	93	593	559-9	2352-73.5
2009-10	35	918-2079	.442	212-561	.378	534-744	.718	506-940-1446-41.3	546	296	150	663	608-7	2582-73.8
2008-09	34	833-1974	.422	192-505	.380	528-781	.676	496-865-1361-40.0	463	296	157	617	611-12	2386-70.2
2007-08	33	824-1969	.418	182-510	.357	453-684	.662	446-856-1302-39.5	398	275	135	604	579-5	2283-69.2
2006-07	34	879-2055	.428	116-377	.308	432-657	.658	515-885-1400-41.2	430	292	166	573	538-8	2306-67.8
2005-06	30	792-1877	.422	121-370	.327	434-668	.650	452-735-1187-39.6	400	291	94	471	537-8	2139-71.3
2004-05	32	803-1863	.431	166-516	.322	438-625	.701	421-770-1191-37.2	487	288	97	529	487-3	2160-69.1
2003-04	30	799-1816	.440	95-312	.304	414-636	.651	407-751-1158-38.6	404	266	94	515	563-8	2107-70.2
2002-03	30	722-1787	.404	84-310	.271	424-647	.655	434-782-1216-40.5	342	269	105	269	533-7	1952-65.1
2001-02	28	689-1641	.420	135-416	.325	439-650	.675	367-723-1090-38.9	363	225	62	497	533-12	1952-69.7
2000-01	31	790-1823	.433	123-422	.291	498-711	.700	410-795-1205-38.9	445	273	82	553	601-16	2201-71.0
1999-00	29	769-1763	.436	87-310	.281	395-609	.649	359-622-1111-38.3	420	322	100	627	548-20	2020-69.7
1998-99	27	724-1718	.421	63-258	.244	459-693	.662	337-555-1020-37.8	345	287	100	566	578-25	1970-73.0
1997-98	27	656-1616	.406	91-328	.277	384-606	.634	332-603-1035-38.3	350	258	129	664	509-11	1787-66.2
1996-97	27	632-1654	.382	104-389	.267	245-419	.585	313-502-945-35.0	297	229	62	522	559-21	1613-59.7
1995-96	28	613-1547	.396	60-195	.308	389-617	.630	338-613-1060-37.9	319	189	77	644	531-14	1675-59.8
1994-95	30	651-1723	.378	102-356	.287	455-698	.652	372-595-1088-36.3	593	234	46	593	647-22	1859-62.0
1993-94	27	538-1409	.382	106-319	.332	393-569	.691	228-452-775-28.7	258	224	43	467	503-15	1575-58.3
1992-93	27	722-1551	.466	72-217	.332	395-582	.679	287-515-925-34.3	368	282	41	492	412-8	1911-70.8
1991-92	28	794-1680	.473	32-119	.269	500-713	.701	371-658-1144-40.9	381	263	54	572	511-17	2120-75.7
1990-91	32	1026-1972	.520	57-188	.303	573-826	.694	392-724-1238-38.3	499	364	79	584	477-9	2682-83.8
1989-90	30	895-1918	.467	49-192	.255	462-673	.686	380-680-1186-39.5	392	336	75	561	565-13	2301-76.7
1988-89	27	851-1813	.469	56-129	.434	332-534	.622	365-544-993-36.8	387	272	43	494	530-9	2090-77.4
1987-88	27	776-1793	.433	N/A	N/A	385-584	.659	119-41.4	297	243	50	540	545-18	1980-73.3
1986-87	28	724-1892	.380	N/A	N/A	385-667	.580	1280-45.7	268	341	116	644	564-19	1833-65.5
1985-86	28	752-1901	.417	N/A	N/A	345-555	.622	1218-43.6	354	233	92	624	587-28	1849-66.0
1984-85	28	729-1819	.401	N/A	N/A	388-579	.670	1058-37.8	318	268	61	639	625-27	1846-56.9
1983-84	31	825-1771	.466	N/A	N/A	383-549	.698	1080-37.2	472	276	38	670	620-22	2033-70.1
1982-83	30	912-1823	.500	N/A	N/A	489-710	.689	1274-42.5	462	315	64	686	606-13	2313-77.1
1981-82	38	1171-2332	.502	N/A	N/A	541-815	.664	1545-41.7	601	406	50	N/A	782-24	2883-75.9
1980-81	29	881-1835	.480	N/A	N/A	406-618	.657	1313-45.3	402	310	101	N/A	619-27	2168-74.8
1979-80	35	1049-2384	.440	N/A	N/A	484-781	.620	1484-42.4	526	308	67	N/A	641-N/A	2582-73.8

INDIVIDUAL YEAR-BY-YEAR LEADERS

YEAR	NAME	POINTS		
		GAMES	POINTS	AVG
2019	K. Gillespie	33	533	16.2
2018	S. Thomas	33	586	17.8
2017	S. Thomas	33	491	14.9
2016	S. Thomas	32	524	16.4
2015	A. Bulgak	35	432	12.3
2014	N. Howard	33	675	20.5
2013	L. Rodriguez	33	491	14.9
2012	C. Bravard	31	441	14.2
2011	C. Bravard	32	480	15.0
2010	J. Monroe	35	461	13.2
2009	J. Monroe	34	444	13.1
2008	M. Freshour	33	420	12.7
2007	A. Gladden	34	458	13.5
2006	A. Gladden	30	392	13.1
2005	R. Hodges	32	615	19.2
2004	T. Allen	30	407	13.6
2003	T. Allen	30	453	15.1
2002	T. Allen	28	369	13.2
2001	A. Traylor	31	467	15.1
2000	L. Coleman	29	467	16.1
1999	B. Wyckoff	27	370	13.7
1998	L. Coleman	25	443	17.7
1997	L. Coleman	27	310	11.5
1996	C. Williams	28	443	15.8
1995	A. Peery	30	388	12.9
1994	C. Derlak	27	464	17.1
1993	T. Paschal	27	524	19.4
1992	T. Paschal	29	440	15.2
1991	W. Burns	28	490	17.5
1990	W. Burns	29	515	17.8
1989	B. Burnette	23	365	15.9
1988	B. Burnette	25	533	21.3
1987	V. Harris	26	358	13.8
1986	S. Hall	28	298	10.6
1985	L. Rimson	24	391	16.3
1984	S. Galkantas	28	495	17.6
1983	S. Galkantas	29	491	16.9
1982	S. Galkantas	34	710	20.9
1981	S. Galkantas	29	627	21.6
1980	C. Rivers	31	514	16.5
1979	C. Rivers	36	464	12.8
1978	J. Arnold	23	410	17.8
1977	C. Rivers	24	336	14.0
1976	C. Brokas	29	389	13.4
1974	M. Graham	18	153	8.5

YEAR	NAME	FIELD GOAL PERCENTAGE		
		GAMES	FG/FGA	PCT
2019	M. Jones	33	72/130	.554
2018	S. Thomas	33	251/485	.518
2017	C. White	35	113/213	.531
2016	K. James	30	70/121	.579
2015	L. Romero	24	99/183	.541
2014	N. Howard	33	266/448	.594
2013	C. Davis	32	151/292	.517
2012	C. Bravard	31	154/282	.546
2011	C. Bravard	32	162/297	.545
2010	A. Gray	35	62/121	.512
2009	C. Bravard	34	115/199	.578
2008	J. Monroe	33	135/228	.592
2007	J. Monroe	34	111/206	.539
2006	B. Miller	30	148/283	.523
2005	A. Gladden	32	152/291	.522
2004	R. Pierce	29	68/122	.557
2003	T. Moore	30	92/170	.541
2002	L. Bradley	27	53/108	.491
2001	L. Torres	31	120/222	.541
2000	L. Coleman	29	180/352	.511
1999	T. Gracey	27	109/193	.565
1998	B. Wyckoff	27	96/204	.471
1997	L. Moorefield	27	124-259	.479
1996	C. Williams	28	127/243	.460
1995	C. Williams	30	87/189	.460
1994	K. Walker	27	47/121	.388
1993	T. Paschal	27	219/418	.524
1992	C. Dishman	28	146/251	.582
1991	C. Dishman	31	191/291	.656
1990	T. Walker	28	74/125	.592
1989	A. Harvis	27	77/139	.554
1988	A. Harvis	25	82/142	.577
1987	V. Harris	26	107/249	.440
1986	V. Bourmicht	25	81/167	.485
1985	C. Slater	28	152/316	.481
1984	L. Oliver	31	140/262	.534
1983	G. Stokes	29	103/171	.602
1982	L. Foglio	26	190/319	.595
1981	L. Lasseter	28	154/296	.520
1980	L. Lasseter	21	162/290	.560
1979	L. Lasseter	22	173/348	.497
1974	M. Graham	18	86/208	.410

YEAR	NAME	FIELD GOALS MADE	
		NUMBER	PERCENT
2019	K. Gillespie	212	497
2018	S. Thomas	251	485
2017	S. Thomas	212	429
2016	S. Thomas	227	423
2015	A. Bulgak	162	380
2014	N. Howard	266	448
2013	L. Rodriguez	176	390
2012	C. Bravard/N. Howard	154	329
2011	C. Bravard	162	297
2010	J. Monroe	176	354
2009	J. Monroe	168	421
2008	T. Davis-Cain/J. Monroe	135	340
2007	B. Miller	184	391
2006	A. Gladden	157	349
2005	R. Hodges	236	504
2004	T. Allen	145	395
2003	T. Allen	166	467
2002	T. Allen	134	304
2001	B. Wyckoff/A. Traylor	161	396
2000	L. Coleman	180	352
1999	B. Wyckoff	136	327
1998	L. Coleman	164	356
1997	L. Coleman	130	331
1996	C. Williams	127	243
1995	A. Peery	128	319
1994	C. Derlak	150	388
1993	T. Paschal	219	418
1992	T. Paschal	176	349
1991	W. Burns	203	435
1990	W. Burns	186	404
1989	C. Davis	151	311
1988	C. Burnett	201	459
1987			

YEAR-BY-YEAR LEADERS

FREE THROW PERCENTAGE

(Minimum 50 attempts)

YEAR	NAME	GAMES	FT/FTA	PCT
2019	N. Ekhomu	33	127/159	.799
2018	N. Ekhomu	33	115/141	.816
2017	L. Romero	33	72/81	.889
2016	L. Romero	30	50/60	.833
2015	L. Romero	24	48/62	.774
2014	I. Slaughter	33	96/129	.744
2013	L. Rodriguez	33	93/118	.788
2012	A. Deluzio	31	78/93	.839
2011	C. Ward	32	73/90	.811
2010	A. Deluzio	34	43/53	.811
2009	M. Freshour	34	76/92	.826
2008	M. Freshour	33	90/109	.826
2007	M. Freshour	34	53/65	.815
2006	G. Adeduntan	30	65/84	.774
2005	H. Johnson	32	72/86	.837
2004	L. Bradley	30	70/87	.805
2003	L. Bradley	28	44/56	.786
2002	S. Whiting	28	82/114	.719
2001	B. Wyckoff	31	98/125	.784
2000	B. Wyckoff	24	59/79	.747
1999	T. Gracey	27	72/90	.800
1998	L. Moorefield	27	56/81	.691
1997	L. Moorefield	27	47/69	.681
1996	C. Williams	28	189/244	.775
1995	A. Peercy	30	104/140	.743
1994	A. Peercy	22	84/111	.757
1993	D. Ryan	27	72/90	.800
1992	D. Ryan	16	58/72	.806
1991	W. Burns	31	125/158	.791
1990	W. Burns	29	115/139	.827
1989	A. Harvis	27	47/67	.701
1988	B. Burnette	25	131/169	.775
1987	S. Kaminski	26	55/82	.670
1986	S. Kaminski	17	38/51	.745
1985	S. Kaminski	24	51/63	.809
1984	S. Galkantas	28	111/144	.771
1983	L. Foglio	29	77/94	.819
1982	L. Foglio	26	59/80	.739
1981	L. Foglio	27	65/81	.802
1980	L. McDonald	28	103/150	.687
1979	R. Harper	27	39/56	.696
1976	L. DeJong	29	67/97	.691
1975	N/A			
1974	M. Graham	18	62/94	.660

FREE THROWS MADE

YEAR	NAME	NUMBER
2019	N. Ekhomu	127
2018	N. Ekhomu	115
2017	I. Slaughter	94
2016	A. Bulgak	78
2015	I. Slaughter	117
2014	N. Howard	143
2013	C. Davis	106
2012	C. Bravard	133
2011	C. Bravard	156
2010	J. Monroe	108
2009	J. Monroe	108
2008	M. Freshour/S. Williams	90
2007	A. Gladden	98
2006	H. Johnson	90
2005	R. Hodges	101
2004	S. Williams	82
2003	T. Allen	79
2002	S. Whiting	82
2001	A. Traylor	106
2000	L. Coleman	106
1999	B. Wyckoff	93
1998	L. Coleman	112
1997	L. Moorefield	47
1996	C. Williams	189
1995	C. Williams	153
1994	C. Derlak	122
1993	C. Derlak	90
1992	C. Dishman	104
1991	W. Burns	125
1990	W. Burns	115
1989	B. Burnett	87
1988	B. Burnett	131
1987	B. Cletie	65
1986	B. Burnett	61
1985	L. Rimson	87
1984	S. Galkantas	111
1983	S. Galkantas	123
1982	S. Galkantas	146
1981	S. Galkantas	105
1980	L. McDonald	103

FREE THROW ATTEMPTS

YEAR	NAME	ATTEMPTS
2019	N. Ekhomu	159
2018	N. Ekhomu	141
2017	I. Slaughter	118
2016	A. Bulgak	111
2015	I. Slaughter	165
2014	N. Howard	220
2013	N. Howard	170
2012	C. Bravard	188
2011	C. Bravard	198
2010	J. Monroe	146
2009	J. Monroe	157

2008	S. Williams	132
2007	A. Gladden	137
2006	H. Johnson	119
2005	R. Hodges	159
2004	S. Williams	144
2003	T. Allen	106
2002	A. Traylor	124
2001	A. Traylor	151
2000	L. Coleman	151
1999	A. Traylor	153
1998	L. Coleman	163
1997	L. Coleman	77
1996	C. Williams	244
1995	C. Williams	216
1994	C. Derlak	164
1993	C. Derlak	147
1992	C. Dishman	145
1991	C. Dishman	173
1990	W. Burns	139
1989	B. Burnett	139
1988	B. Burnett	133
1987	B. Cletie	130
1986	B. Burnett	115
1985	L. Rimson	127
1984	S. Galkantas	144
1983	S. Galkantas	154
1982	S. Galkantas	214
1981	S. Galkantas	139
1980	L. McDonald	150

STEALS

YEAR	NAME	GAMES	STEALS
2019	N. Ekhomu	33	56
2018	N. Woolfolk	32	48
2017	B. Brown	35	91
2016	B. Brown	33	98
2015	M. Conwright	36	55
2014	B. Brown	33	78
2013	L. Rodriguez	33	67
2012	N. Howard	31	46
2011	C. Ward	32	63
2010	C. Ward	35	68
2009	A. Gray	34	51
2008	S. Williams	33	54
2007	A. Gladden	34	73
2006	A. Gladden	30	62
2005	A. Gladden	32	101
2004	S. Williams	30	65
2003	A. Sutton	28	53
2002	A. Traylor/S. Whiting	28	41
2001	A. Traylor	31	75
2000	A. Sutton	29	68
1999	B. Wyckoff	27	56
1998	B. Wyckoff	27	52
1997	W. Hampton	27	58
1996	A. Penn	28	48
1995	A. Peercy	30	51
1994	C. Derlak	27	40
1993	T. Paschal	27	96
1992	T. Paschal	28	59
1991	T. Paschal	32	75
1990	W. Burns	29	77
1989	C. Davis	27	56
1988	C. Davis	21	41
1987	B. Cletie	24	91
1986	S. Kaminski	17	32
1985	C. Slater	28	42
1984	S. Kaminski	31	55
1983	B. Cletie	29	77
1982	G. Stokes	36	65
1981	G. Stokes	36	65
1980	G. Stokes	35	54

REBOUNDING

YEAR	NAME	GAMES	REBOUNDS	AVG
2019	K. Gillespie	33	307	9.3
2018	C. White	33	254	7.7
2017	I. Slaughter	35	227	6.5
2016	A. Bulgak	33	259	7.8
2015	A. Bulgak	35	332	9.5
2014	N. Howard	33	307	9.3
2013	N. Howard	33	248	7.5
2012	N. Howard	31	282	9.1
2011	C. Bravard	32	250	7.8
2010	J. Monroe	35	255	7.3
2009	J. Monroe	34	251	7.4
2008	J. Monroe	33	203	6.2
2007	B. Miller	34	207	6.1
2006	A. Gladden	30	193	6.4
2005	G. Adeduntan	32	242	7.6
2004	G. Choice	20	110	5.5
2003	K. Vujas	30	193	6.4
2002	T. Allen	28	160	5.7
2001	L. Torres	31	310	10.0
2000	B. Wyckoff	24	170	7.1
1999	B. Wyckoff	27	214	7.9
1998	B. Wyckoff	27	268	8.0
1997	L. Coleman	27	164	6.1
1996	C. Williams	28	234	8.4
1995	C. Williams	30	224	7.5
1994	K. Cobbins	26	156	6.0
1993	T. Paschal	27	200	7.4
1992	C. Dishman	28	246	8.8
1991	C. Dishman	29	228	7.9
1990	C. Dishman	29	203	7.0

1989	D. Collins	26	145	5.6
1988	S. Hall	27	173	6.4
1987	B. Cletie	24	302	12.6
1986	S. Hall	28	233	8.3
1985	S. Hall	27	189	7.0
1984	L. Rimson	31	269	8.7
1983	B. Cletie	29	269	9.3
1982	S. Galkantas	34	296	8.7
1981	S. Galkantas	29	269	9.3
1980	G. Stokes	35	294	8.4
1979	L. Lasseter	22	222	10.0
1978	C. Rivers	22	226	10.3
1977	C. Rivers	24	336	14.0
1976	P. Harstvedt	29	247	8.5

ASSISTS

YEAR	NAME	GAMES	ASSISTS
2019	N. Ekhomu	33	133
2018	A. Alix	32	201
2017	B. Brown	35	170
2016	B. Brown	33	139
2015	L. Romero	24	127
2014	Y. Delgado	33	216
2013	Y. Delgado	33	148
2012	L. Rodriguez	31	84
2011	C. Ward	32	132
2010	C. Ward	35	198
2009	C. Ward	34	170
2008	S. Williams	33	125
2007	S. Williams	31	116
2006	H. Johnson	30	106
2005	H. Johnson	32	127
2004	S. Williams	30	154
2003	L. Neely	28	83
2002	A. Traylor	28	79
2001	A. Traylor	31	117
2000	A. Traylor	29	145
1999	J. Robinson	27	104
1998	J. Robinson	26	96
1997	J. Robinson	27	110
1996	J. Robinson	28	78
1995	A. Peercy	30	123
1994	A. Peercy	27	100
1993	A. Peercy	26	129
1992	D. Ryan	28	94
1991	W. Burns	31	136
1990	R. Corn	30	119
1989	W. Burns	27	92
1988	R. Corn	27	75
1987	S. Kaminski	25	87
1986	J. Piatnik	27	80
1985	C. Slater	28	74
1984	S. Kaminski	31	155
1983	L. Foglio	29	96
1982	L. Marnie	36	135
1981	L. Foglio	29	98
1980	R. Harper	35	125
1979	T. Tinsley	27	102
1977	S. Silsby	23	184

3-POINT PERCENTAGE

YEAR	NAME	GAMES	PCT
2019	N. Ekhomu	33	.326
2018	I. Wright	32	.383
2017	L. Romero	33	.509
2016	L. Romero	30	.447
2015	L. Romero	24	.450
2014	L. Coleman	33	.338
2013	A. Deluzio	33	.365
2012	L. Rodriguez	31	.381
2011	C. Ward	32	.404
2010	A. Deluzio	35	.404
2009	C. Ward	34	.500
2008	M. Freshour	33	.429
2007	M. Freshour	34	.346
2006	M. Freshour	30	.429
2005	G. Adeduntan	32	.375
2004	L. Liljestrand	27	.448
2003	L. Liljestrand	17	.333
2002	T. Allen	28	.400
2001	B. Wyckoff	31	.330
2000	M. Beal	27	.318
1999	J. Robinson	27	.267
1998	W. Hampton	27	.339
1997	W. Hampton	27	.313
1996	A. Penn	28	.474
1995	W. Hampton	30	.326
1994	A. Arnoldi	25	.394
1993	D. Ryan	27	.422
1992	C. Derlak	27	.286
1991	W. Burns	31	.333
1990	W. Burns	29	.280
1989	R. Storey	27	.475

3-POINTERS MADE

YEAR	NAME	GAMES	MADE
2019	K. Gillespie	33	53
2018	I. Wright	32	103
2017	I. Wright	35	68
2016	L. Romero	30	38
2015	M. Conwright	36	68
2014	M. Jones	33	58
2013	A. Deluzio	33	54
2012	A. Deluzio	31	47

2011	C. Ward	32	78
2010	C. Ward	35	64
	A. Harvin	35	64
2009	T. Davis-Cain	34	77
2008	M. Freshour	33	66
2007	T. Davis-Cain	33	52
2006</			

COACHING RECORDS



MILLIE USHER
1974-76



DIANNE MURPHY
1976-79



JAN DYKEHOUSE-ALLEN
1979-86



MARYNELL MEADORS
1986-96



CHRIS GOBRECHT
1996-97




SUE SEMRAU
1997-Present

FLORIDA STATE HEAD COACHES

COACH	YEARS	WINS	LOSSES	PCT
Sue Semrau	1997-pres	429 [^]	249	.633
Chris Gobrecht	1996-97	5	22	.185
Marynell Meadors	1986-96	132	152	.465
Jan Dykehouse-Allen	1979-86	111	108	.507
Dianne Murphy	1976-79	37	35	.514
Millie Usher	1974-76	27	28	.491
Joel Thirer	1973-74	9	6	.600
Eddie Cubbon	1972-73	11	5	.688
TOTALS	1972-PRES	761[^]	605	.557

[^]22 victories vacated by the NCAA from the 2006-07 & 2007-08 seasons.



Coach Jan Dykehouse-Allen



Coach Marynell Meadors

YEAR-BY-YEAR RECORD

COACH	YEARS	WINS	LOSSES	PCT
1970-71	Barbara Hollingsworth (GA)			
1971-72	Linda Warren (GA)			
1972-73	Eddie Cubbon (Faculty)	11	5	.688
1973-74	Joel Thirer (GA)	9	6	.600
1974-75	Millie Usher (GA)	15	16	.469
1975-76	Millie Usher	12	12	.500
1976-77	Dianne Murphy	11	12	.478
1977-78	Dianne Murphy	8	9	.470
1978-79	Dianne Murphy	18	14	.563
1979-80	Janice Dykehouse	13	22	.371
1980-81	Janice Dykehouse	14	15	.483
1981-82	Janice Dykehouse	28	10	.737
1982-83	Janice Dykehouse	24	6	.800
1983-84	Janice Dykehouse	13	18	.419
1984-85	Janice Dykehouse-Allen	7	21	.250
1985-86	Janice Dykehouse-Allen	12	16	.429
1986-87	Marynell Meadors	9	19	.321
1987-88	Marynell Meadors	9	18	.333
1988-89	Marynell Meadors	16	11	.593
1989-90	Marynell Meadors	21	9	.700
1990-91	Marynell Meadors	25	7	.781
1991-92	Marynell Meadors	17	11	.607
1992-93	Marynell Meadors	13	14	.482
1993-94	Marynell Meadors	6	21	.222
1994-95	Marynell Meadors	8	22	.267
1995-96	Marynell Meadors	8	20	.286
1996-97	Chris Gobrecht	5	22	.185
1997-98	Sue Semrau	9	18	.333
1998-99	Sue Semrau	7	20	.259
1999-00	Sue Semrau	12	17	.414
2000-01	Sue Semrau	19	12	.613
2001-02	Sue Semrau	13	15	.464
2002-03	Sue Semrau	17	13	.567
2003-04	Sue Semrau	15	15	.500
2004-05	Sue Semrau	24	8	.750
2005-06	Sue Semrau	20	10	.667
2006-07	Sue Semrau	24	10	.706
2007-08	Sue Semrau	19	14	.576
2008-09	Sue Semrau	26	8	.765
2009-10	Sue Semrau	29	6	.824
2010-11	Sue Semrau	24	8	.750
2011-12	Sue Semrau	14	17	.452
2012-13	Sue Semrau	23	10	.697
2013-14	Sue Semrau	21	12	.636
2014-15	Sue Semrau	32	5	.865
2015-16	Sue Semrau	25	8	.758
2016-17	Sue Semrau	28	7	.800
2017-18	Sue Semrau	26	7	.788
2018-19	Sue Semrau	24	9	.727
47-Year Totals		783[*]	605	.564

^{*}Does not include 22 victories vacated by the NCAA from the 2006-07 & 2007-08 seasons

ALL-TIME ASSISTANT COACHES AND GRADUATE ASSISTANTS

Allen, Wayne	1984-87
Atkinson, Danielle	2014-18
Brown, Julie*	1988-90, 2006-07
Browne, Anucha*	1985-86
Blanton, Ke'Sha*	2010-12
Carter, JC	2018-Present
Cecil, Victoria*	2016-17
Close, Cori	2004-2011
Cooney, Margaret*	1980-81
Davies, Leslie	1997-00
Dunston, Jillian	2018-Present
Gaw, Wrenetta*	1986-88
Gernatt, Theresa	1996-04
Givens, Jamey*	2009-2011
Glover, Freda	1987-93
Harris, Raphael*	2007-09
Hartmann, Terri*	1984-85
Haynes, Rene*	2011-12
Heintz, Roy	2000-02
Hughey, Ron	2012-14
Hunter, Shun*	2003-05
Jenkins, Aaron*	2016-18
Johnson, Angie	1997-12
Jordan, Kelly	1984-86
Karlon, Michelle*	2000-02
Kjaerholt, Nicholas	2018-Present
King, Latara*	2013-15
Kraemer, Karen*	1991-93
Lang, Erika	1996-97
Lassiter, Brooke*	2002-03
Lent, Michele*	1983-84
Linville, Tristin*	2014-16
Markey, Robyn	1986-92
McCorvey, Joy	2018-Present
McNeelis, Dennis	1980-83
Narbut, Buz	1983-84
Owen, Heidi*	1981-83
Panek, Sue	1993-96
Parker, Melissa*	2000-02
Petersen, Josh*	2012-14
Polk, Jonelle	1994-96
Ramaker, Rob*	2005-06
Reitz, Joanna*	2007-2010
Rivers, Cherry	1981-84
Roulier, Jenny*	2004-07
Sam, Autumn*	2002-04
Schmidt, Mark	1992-96
Sheffield, Ed*	1990-92
Sowada, Karen	1996-97
Stoehr, Scott	2002-03
Toles, Morgan	2014-16
White, Lance	2003-18
Wiggins, Matt*	2003-04
Wyckoff, Brooke	2011-Present

^{*}Denotes Graduate Assistants

SERIES RECORDS

AKRON: 2-0

HOME	AWAY	NEUTRAL
0-0	2-0	0-0
2002-03	W	74-46 (A)
2011-12	W	90-64 (A)

ALABAMA: 5-5

HOME	AWAY	NEUTRAL
1-2	2-1	2-1
1979-80	L	61-88 (N)
1980-81	W	77-76 (A)
1982-83	W	73-64 (A)
	L	61-64 (H)
1987-88	L	64-70 (H)
1988-89	L	68-70 (A)
1989-90	W	81-76 (A)
1990-91	W	88-65 (H)
1993-94	L	33-87 (N)
2010-11	W	68-61 (N)

ALABAMA A&M: 1-0

HOME	AWAY	NEUTRAL
1-0	0-0	0-0
2011-12	W	86-41 (H)

ALABAMA STATE: 4-2

HOME	AWAY	NEUTRAL
4-0	0-0	0-2
1976-77	L	73-80 (N)
1978-79	L	73-95 (N)
2002-03	W	89-61 (H)
2007-08	W	94-42 (H)
2010-11	W	89-39 (H)
2014-15	W	91-49 (H)

ALASKA: 1-0

HOME	AWAY	NEUTRAL
0-0	0-0	1-0
1983-84	W	77-63 (N)

ALBANY STATE: 4-7

HOME	AWAY	NEUTRAL
3-4	1-3	0-0
1974-75	W	62-55 (H)
	L	43-61 (A)
1975-76	L	50-71 (H)
	L	44-73 (A)
1976-77	L	38-87 (A)
	L	73-80 (H)
	L	86-94 (H)
1982-83	W	94-52 (H)
1984-85	W	66-60 (H)
1985-86	W	72-69 (A)
1986-87	L	71-72 (OT) (H)

ALCORN STATE: 1-0

HOME	AWAY	NEUTRAL
1-0	0-0	1-0
2009-10	W	78-50 (H)

APPALACHIAN STATE: 2-1

HOME	AWAY	NEUTRAL
2-0	0-0	1-0
1978-79	L	83-89 (N)
1989-90	W	77-62 (H)
1990-91	W	96-57 (H)

ARIZONA STATE: 3-3

HOME	AWAY	NEUTRAL
1-0	0-1	2-2
1983-84	L	70-85 (N)
2008-09	L	58-63 (N)
2010-11	W	65-55 (N)
2014-15	W	66-65 (N)
2015-16	L	56-68 (A)
2017-18	W	77-66 (H)

ARKANSAS: 0-1

HOME	AWAY	NEUTRAL
0-0	0-0	0-1
2011-12	L	52-55 (N)

ARMY: 1-0

HOME	AWAY	NEUTRAL
0-0	0-0	1-0
1982-83	W	69-60 (N)

AUBURN: 3-9

HOME	AWAY	NEUTRAL
1-3	1-5	1-1
1973-74	W	53-52 (N)
1974-75	L	51-64 (N)
1982-83	L	43-73 (A)
1983-84	L	53-72 (H)
1984-85	L	58-76 (A)
1989-90	L	63-80 (A)
1990-91	L	64-79 (H)
1999-00	L	52-55 (H)
2001-02	L	59-71 (A)
2002-03	L	57-68 (A)
2009-10	W	82-67 (H)
2010-11	W	67-61 (A)

AUSTIN PEAY: 1-0

HOME	AWAY	NEUTRAL
1-0	0-0	0-0
2001-02	W	89-65 (H)

BARRY: 1-0

HOME	AWAY	NEUTRAL
0-0	0-0	1-0
1973-74	W	50-33 (N)

BAYLOR: 0-2

HOME	AWAY	NEUTRAL
0-0	0-0	0-2
2012-13	L	47-85 (N)
2015-16	L	58-78 (N)

BETHUNE-COOKMAN: 1-0

HOME	AWAY	NEUTRAL
1-0	0-0	0-0
2014-15	W	103-34 (H)

BOSTON COLLEGE: 16-1

HOME	AWAY	NEUTRAL
7-0	8-0	1-1

ACC GAMES: 16-1

HOME	AWAY	TOURNAMENT
7-0	8-0	1-1
2005-06	W	71-60 (H)
2006-07	W	72-53 (A)
2007-08	W	71-65 (H)
2008-09	W	64-53 (A)
	W	83-71 (N)
2009-10	W	85-64 (H)
	L	60-67 (N)
2010-11	W	102-93 (A)
2011-12	W	68-59 (A)
2012-13	W	76-70 (H)
	W	67-57 (A)
2013-14	W	72-55 (H)
2014-15	W	86-68 (A)
2015-16	W	75-42 (H)
2016-17	W	85-53 (A)
2017-18	W	67-39 (H)
2018-19	W	91-71 (A)

BRIGHAM YOUNG: 1-1

HOME	AWAY	NEUTRAL
0-0	0-0	1-1
1981-82	W	75-71 (N)
1983-84	L	61-76 (N)

BUFFALO: 0-1

HOME	AWAY	NEUTRAL
0-1	0-0	0-0
2017-18	L	65-86 (H)

BUTLER: 0-1

HOME	AWAY	NEUTRAL
0-1	0-0	0-0
1991-92	L	68-71 (H)

BUCK GREEN: 1-0

HOME	AWAY	NEUTRAL
1-0	0-0	0-0
1972-73	W	62-35 (H)

BUCKNELL: 1-0

HOME	AWAY	NEUTRAL
0-0	0-0	1-0
2018-19	W	70-67 (N)

CALIFORNIA: 0-1

HOME	AWAY	NEUTRAL
0-0	0-0	0-1
1992-93	L	50-69 (N)

CAL STATE-FULLERTON: 1-0

HOME	AWAY	NEUTRAL
0-0	1-0	0-0
1998-99	W	84-73 (A)

CENTRAL MICHIGAN: 1-0

HOME	AWAY	NEUTRAL
0-0	0-0	1-0
1988-89	W	100-78 (N)

CENTRAL MISSOURI: 0-1

HOME	AWAY	NEUTRAL
0-0	0-0	0-1
1980-81	L	60-69 (N)

CHARLESTON SOUTHERN: 1-0

HOME	AWAY	NEUTRAL
1-0	0-0	0-0
1997-98	W	72-51 (H)

CHARLOTTE: 3-1

HOME	AWAY	NEUTRAL
1-1	1-0	1-0
1989-90	L	50-63 (H)
2004-05	W	83-72 (N)
2011-12	W	64-62 (H)
2012-13	W	70-54 (A)

CHICAGO STATE: 2-0

HOME	AWAY	NEUTRAL
1-0	1-0	0-0
1999-00	W	73-49 (A)
2000-01	W	85-45 (H)

CINCINNATI: 13-8

HOME	AWAY	NEUTRAL
5-3	5-3	3-2
1978-79	W	61-57 (N)
1980-81	L	65-91 (A)
1982-83	W	84-61 (N)
1983-84	W	83-72 (H)
1984-85	L	73-83 (A)
1985-86	W	75-72 (H)
	L	45-77 (N)
1986-87	L	53-55 (H)
	W	70-50 (A)
1987-88	L	59-70 (H)
	W	66-58 (A)
	L	76-78 (H)
1988-89	L	45-66 (A)
	W	62-57 (H)
	L	47-57 (N)
1989-90	W	61-44 (H)
	W	57-44 (A)
1990-91	W	90-61 (H)
	W	67-49 (A)
	W	89-51 (N)
2013-14	W	63-58 (A)

CLEMSON: 30-26

HOME	AWAY	NEUTRAL
15-12	15-12	0-2

ACC GAMES: 30-25

HOME	AWAY	TOURNAMENT
15-12	15-12	0-1
1980-81	L	59-78 (N)
1991-92	L	73-80 (A)
	W	79-66 (H)
1992-93	L	69-84 (H)
	L	63-70 (A)
1993-94	L	26-80 (A)
	L	60-75 (H)
1994-95	L	68-72 (A)
	L	64-67 (H)
1995-96	L	74-87 (H)
	L	53-70 (A)
1996-97	L	63-74 (A)
	L	47-71 (H)
1997-98	L	84-87 (H)
	L	55-85 (A)
	L	68-85 (N)
1998-99	L	55-77 (A)
	L	67-71 (H)
1999-00	L	61-73 (H)
	L	58-75 (A)
2000-01	L	66-79 (A)
	L	49-63 (H)
2001-02	L	70-74 (A)
	L	43-56 (H)
2002-03	W	59-57 (A)
	W	68-59 (H)
2003-04	W	68-61 (A)
	W	65-50 (H)
2004-05	W	68-57 (A)
	W	82-61 (H)
2005-06	W	80-66 (H)
	W	80-72 (OT) (A)
2006-07	W	61-60 (A)
	W	73-57 (H)
2007-08	W	63-39 (A)
	L	70-72 (H)
2008-09	W	80-54 (H)
	W	75-58 (A)

CLMSON: 30-26

HOME	AWAY	NEUTRAL
15-12	15-12	0-2

ACC GAMES: 30-25

HOME	AWAY	TOURNAMENT
15-12	15-12	0-1

CLEGGTON: 2-0

HOME	AWAY	NEUTRAL
1-0	1-0	0-0
2017-18	W	92-82 (A)
2018-19	W	71-52 (H)

DAYTON: 3-0

HOME	AWAY	NEUTRAL
2-0	0-0	1-0
1976-77	W	104-33 (H)
1992-93	W	78-65 (H)
2001-02	W	63-60 (N)

DELTA STATE: 1-2

HOME	AWAY	NEUTRAL
0-0	0-1	1-1
1976-77	L	60-106 (A)
1978-79	L	64-93 (N)
1982-83	W	75-67 (N)

DENVER: 1-0

HOME	AWAY	NEUTRAL
1-0	0-0	0-0
1980-81	W	93-41 (H)

DEPAUL: 0-3

HOME	AWAY	NEUTRAL
0-0	0-2	0-1
1987-88	L	68-82 (A)
2007-08	L	68-79 (A)
2009-10	L	60-75 (N)

2009-10 W 80-50 (A)
 W 67-50 (H)
 2010-11 W 83-73 (A)
 W 67-50 (H)
 2011-12 W 59-47 (H)
 W 74-52 (A)
 2012-13 W 83-61 (H)
 2013-14 W 59-43 (A)
 2014-15 W 82-52 (A)
 W 81-38 (H)
 2015-16 W 85-40 (A)
 W 75-56 (H)
 2016-17 W 86-27 (A)
 W 80-47 (H)
 2017-18 W 69-47 (H)
 W 91-43 (H)
 2018-19 L 45-57 (H)
 L 68-73 (A)

COLGATE: 1-0

HOME	AWAY	NEUTRAL
1-0	0-0	0-0

SERIES RECORDS

PREVIEW

PLAYERS

COACHES

ADMIN

HISTORY

FAIRLEIGH-DICKINSON: 1-0

HOME	AWAY	NEUTRAL
0-0	0-0	1-0
2003-04	W	88-77 (N)

FLAGLER: 5-4

HOME	AWAY	NEUTRAL
1-1	1-1	3-2
1972-73	W	48-47 (A)
	W	46-39 (N)
	L	31-41 (H)
1973-74	W	76-49 (H)
	W	52-36 (N)
	L	51-60 (A)
1974-75	L	52-59 (N)
	W	59-55 (N)
	L	45-53 (N)

FLORIDA: 36-43

HOME	AWAY	NEUTRAL
19-15	10-21	7-7
1973-74	L	39-44 (A)
	W	48-45 (H)
	W	54-35 (N)
	W	32-31 (N)
1974-75	L	44-67 (H)
	W	53-47 (H)
	L	41-49 (A)
	W	44-28 (N)
1975-76	W	65-59 (H)
	L	45-64 (A)
	L	45-68 (N)
	L	39-65 (N)
1976-77	L	54-80 (A)
	L	65-67 (H)
	L	67-72 (N)
	L	60-72 (N)
1977-78	W	93-66 (H)
	L	63-102 (A)
	W	100-80 (N)
1978-79	W	88-79 (H)
	W	91-72 (A)
	W	89-85 (N)
	W	101-94 (N)
1979-80	W	92-77 (A)
	W	88-84 (H)
	L	67-78 (N)
	W	84-76 (N)
1980-81	W	71-84 (N)
	W	90-48 (H)
	L	81-83 (A)
1981-82	L	60-63 (H)
	W	86-79 (A)
1982-83	W	68-63 (A)
	W	89-67 (H)
1983-84	W	74-70 (H)
	L	57-65 (A)
1984-85	L	43-64 (A)
	L	58-79 (H)
1985-86	L	68-77 (H)
	L	76-81 (A)
1986-87	L	65-69 (H)
	L	59-70 (H)
1987-88	W	71-55 (H)
1988-89	L	60-63 (A)
1989-90	W	63-62 (H)
1990-91	W	79-78 (A)
1991-92	W	90-78 (OT) (H)
1992-93	L	78-81 (A)
1993-94	L	54-73 (H)
1994-95	L	80-91 (H)
	L	62-81 (A)
	L	56-74 (N)
1995-96	L	37-76 (H)
1996-97	L	48-75 (N)
	L	59-77 (A)
1997-98	L	64-73 (A)
	L	57-69 (H)
1998-99	L	89-106 (A)
1999-00	L	74-82 (H)
2000-01	L	65-79 (A)
2001-02	L	74-78 (OT) (H)
2002-03	L	69-80 (A)
2003-04	L	60-74 (A)
2004-05	W	72-62 (H)
2005-06	W	82-62 (H)
	L	62-72 (A)
2006-07	W	88-66 (H)
2007-08	W	81-78 (A)
2008-09	L	57-72 (H)
2009-10	W	66-62 (A)
2010-11	W	74-72 (H)
2011-12	L	58-72 (A)
2012-13	W	98-67 (H)
2013-14	W	76-68 (A)

2014-15	W	77-51 (H)
2015-16	L	72-82 (A)
2016-17	W	83-58 (H)
2017-18	W	84-54 (A)
2018-19	W	63-56 (H)

FLORIDA ATLANTIC: 7-2

HOME	AWAY	NEUTRAL
5-0	2-2	0-0
1986-87	L	38-42 (A)
1991-92	W	96-64 (H)
1992-93	W	97-67 (H)
1993-94	L	64-67 (A)
1994-95	W	69-55 (H)
1995-96	W	69-46 (A)
1996-97	W	79-63 (H)
2004-05	W	65-40 (H)
2005-06	W	76-63 (A)

FLORIDA A&M: 24-8

HOME	AWAY	NEUTRAL
14-4	9-3	1-1
1972-73	W	53-47 (H)
	W	57-52 (A)
1974-75	W	77-34 (H)
	W	47-26 (A)
1977-78	W	84-59 (H)
1978-79	L	79-84 (H)
	L	61-77 (A)
1979-80	W	74-61 (H)
	L	60-67 (A)
1980-81	W	76-64 (H)
	W	76-61 (A)
1981-82	L	86-87 (A)
	W	59-58 (H)
	W	76-65 (N)
1982-83	W	66-60 (A)
	W	82-65 (H)
1983-84	W	80-64 (A)
1984-85	L	57-61 (H)
1985-86	L	65-83 (H)
1986-87	W	79-72 (H)
1987-88	L	68-73 (N)
1988-89	W	75-68 (H)
1989-90	W	87-60 (H)
1990-91	W	92-62 (H)
1991-92	W	100-71 (A)
1992-93	W	79-58 (H)
1993-94	W	70-68 (A)
1994-95	L	65-73 (H)
1995-96	W	90-65 (A)
1996-97	W	91-59 (H)
1997-98	W	79-70 (A)
2004-05	W	85-66 (H)

FLORIDA GULF COAST: 3-0

HOME	AWAY	NEUTRAL
2-0	1-0	0-0
2007-08	W	93-53 (A)
2008-09	W	81-62 (H)
2014-15	W	65-47 (H)

FLORIDA INTERNATIONAL: 8-2

HOME	AWAY	NEUTRAL
2-2	2-0	4-0
1975-76	W	58-35 (N)
	W	81-44 (N)
1976-77	W	66-41 (N)
1981-82	W	74-64 (A)
1982-83	W	77-65 (H)
1997-98	L	63-66 (H)
1998-99	L	62-75 (H)
1999-00	W	76-55 (A)
2002-03	W	77-51 (H)
2007-08	W	70-50 (N)

FLORIDA SOUTHERN: 1-0

HOME	AWAY	NEUTRAL
1-0	0-0	0-0
1979-80	W	97-58 (H)

FLORIDA TECH: 1-0

HOME	AWAY	NEUTRAL
0-0	1-0	0-0
1976-77	W	77-63 (A)

FORDHAM: 6-0

HOME	AWAY	NEUTRAL
1-0	3-0	2-0
1984-85	W	88-81 (N)
2000-01	W	73-52 (A)
2004-05	W	65-61 (N)
2005-06	W	73-50 (A)
2006-07	W	84-34 (A)
2007-08	W	77-42 (H)

HOME	AWAY	NEUTRAL
0-0	0-0	0-1
1974-75	L	43-58 (N)

FRESNO STATE: 1-0

HOME	AWAY	NEUTRAL
0-0	0-0	1-0
1994-95	W	67-62 (N)

FURMAN: 2-0

HOME	AWAY	NEUTRAL
0-0	0-0	2-0
1995-96	W	60-56 (N)
2014-15	W	94-63 (N)

GEORGETOWN: 1-1

HOME	AWAY	NEUTRAL
0-0	0-1	1-0
1984-85	L	69-77 (A)
1985-86	W	78-74 (N)

GEORGIA: 0-8

HOME	AWAY	NEUTRAL
0-2	0-3	0-3
1987-88	L	72-91 (H)
1988-89	L	70-90 (A)
1989-90	L	76-80 (H)
1990-91	L	71-91 (A)
1998-99	L	72-95 (A)
2006-07	L	60-73 (N)
2007-08	L	62-71 (OT) (N)
2010-11	L	59-61 (N)

GEORGIA SOUTHERN: 4-5

HOME	AWAY	NEUTRAL
2-2	2-3	0-0
1974-75	L	53-65 (A)
1975-76	L	54-83 (A)
1977-78	L	59-86 (A)
	L	71-79 (H)
1981-82	L	78-81 (H)
1987-88	W	83-77 (OT) (A)
1988-89	W	105-78 (H)
1989-90	W	80-49 (A)
2005-06	W	82-51 (H)

GEORGIA STATE: 4-1

HOME	AWAY	NEUTRAL
3-0	1-1	0-0
1980-81	L	79-96 (A)
2002-03	W	73-60 (H)
2009-10	W	66-53 (A)
2011-12	W	94-74 (H)
2019-20	W	79-43 (H)

GEORGIA TECH: 27-20

HOME	AWAY	NEUTRAL
12-11	14-8	1-1

ACC GAMES: 26-19

AWAY TOURNAMENT

HOME	AWAY	NEUTRAL
11-11	14-7	1-1
1974-75	W	58-22 (H)
1980-81	L	84-97 (A)
1991-92	L	68-70 (H)
	W	77-66 (A)
1992-93	W	79-71 (A)
	L	46-61 (H)
1993-94	L	62-65 (H)
	L	51-63 (A)
1994-95	W	60-58 (A)
	L	57-68 (H)
1995-96	L	65-97 (A)
	W	90-85 (OT) (H)
	W	64-51 (N)
1996-97	L	51-75 (A)
	L	60-68 (H)
1997-98	W	88-53 (A)
	W	77-56 (H)
1998-99	L	70-92 (A)
	L	78-86 (H)
1999-00	W	93-64 (H)
	W	77-74 (A)
2000-01	W	66-65 (A)
	W	89-69 (H)
2001-02	W	87-78 (A)
	L	56-73 (H)
2002-03	W	66-47 (H)
	L	56-86 (A)
	L	59-64 (N)
2003-04	L	59-66 (A)
	L	62-73 (H)
2004-05	L	58-59 (H)
	W	51-49 (A)
2005-06	W	59-54 (A)
2006-07	W	63-52 (H)
2007-08	L	73-83 (A)
2008-09	W	59-49 (H)
2009-10	W	69-59 (A)

2010-11	W	73-60 (H)
2011-12	L	55-79 (H)
2012-13	W	85-78 (A)
	W	76-71 (H)
2013-14	L	78-76 (H)
2014-15	W	82-62 (A)
2015-16	W	75-69 (H)
2016-17	W	69-63 (A)
2017-18	W	64-61 (H)
2018-19	W	64-55 (A)

GONZAGA: 1-0

HOME	AWAY	NEUTRAL
0-0	0-0	1-0
2016-17	W	87-69 (N)

GRAMBLING: 2-0

HOME	AWAY	NEUTRAL

SERIES RECORDS

LOUISVILLE: 16-14

HOME	AWAY	NEUTRAL
8-5	7-8	2-1
ACC GAMES: 4-2		
HOME	AWAY	TOURNAMENT
2-1	1-1	1-0
1978-79	L 60-94 (N)	L 73-77 (H)
1979-80	L 67-86 (H)	L 60-77 (A)
1981-82	L 73-89 (A)	L 56-67 (A)
1982-83	L 56-67 (A)	L 65-81 (H)
1983-84	L 65-81 (H)	L 77-88 (A)
1984-85	L 74-89 (A)	L 67-64 (H)
1985-86	W 67-64 (H)	W 66-63 (H)
1986-87	W 66-63 (H)	L 64-77 (A)
1987-88	W 99-65 (H)	W 73-70 (A)
1988-89	W 65-64 (A)	W 82-76 (H)
1989-90	W 69-66 (H)	W 77-62 (A)
1990-91	W 83-70 (H)	W 86-52 (A)
2004-05	W 69-54 (N)	W 83-70 (A)
2011-12	L 76-85 (H)	W 69-54 (N)
2013-14	L 59-69 (OT) (A)	L 76-85 (H)
2014-15	W 68-63 (H)	L 66-51 (N)
2015-16	L 69-79 (A)	L 72-65 (H)
2016-17	W 72-65 (H)	W 50-49 (A)
2017-18	W 50-49 (A)	L 49-68 (H)
2018-19	L 49-68 (H)	

LOYOLA-CHICAGO: 1-0

HOME	AWAY	NEUTRAL
0-0	1-0	0-0
1999-00	W 102-70 (A)	

MARYLAND: 15-26

HOME	AWAY	NEUTRAL
10-9	4-14	1-3
ACC GAMES: 15-26		
HOME	AWAY	TOURNAMENT
10-9	4-14	1-3

MARYLAND: 15-26

HOME	AWAY	NEUTRAL
10-9	4-14	1-3
1991-92	L 64-79 (H)	L 70-101 (A)
1992-93	W 68-61 (H)	L 61-74 (A)
1993-94	L 68-91 (N)	L 54-69 (H)
1994-95	L 39-81 (A)	L 56-70 (H)
1995-96	W 66-59 (A)	L 56-72 (N)
1996-97	L 49-72 (H)	L 63-75 (A)
1997-98	L 58-65 (H)	L 59-79 (A)
1998-99	L 53-50 (H)	L 49-77 (A)
1999-00	L 76-94 (A)	W 69-63 (H)
2000-01	W 67-68 (A)	L 67-68 (A)
2001-02	W 66-52 (H)	W 65-60 (N)
2002-03	W 69-38 (H)	W 69-38 (H)
2003-04	W 77-65 (A)	L 50-62 (A)
2004-05	W 60-55 (H)	W 60-55 (H)
2005-06	W 76-61 (A)	L 61-66 (H)
2006-07	L 61-66 (H)	L 82-77 (H)
2007-08	L 67-76 (A)	L 47-62 (N)
2008-09	W 95-91 (OT) (H)	W 57-75 (A)
2009-10	W 57-75 (A)	L 60-74 (H)
2010-11	L 84-92 (OT) (A)	L 84-92 (OT) (A)
2011-12	L 71-72 (H)	L 94-61 (A)
2012-13	W 94-61 (A)	L 72-66 (H)
2013-14	L 70-91 (H)	L 64-71 (A)
	L 64-71 (A)	W 72-71 (H)
	L 77-87 (A)	

MASSACHUSETTS: 1-0

HOME	AWAY	NEUTRAL
0-0	0-0	1-0
2014-15	W 73-47 (N)	

MCNEESE STATE: 1-0

HOME	AWAY	NEUTRAL
0-0	0-0	1-0
1981-82	W 69-62 (N)	

MEMPHIS: 9-13

HOME	AWAY	NEUTRAL
4-6	4-5	1-2
1977-78	L 69-91 (A)	L 78-101 (H)
1978-79	L 78-101 (H)	L 90-104 (H)
1981-82	L 90-104 (H)	W 90-82 (H)
1982-83	W 90-82 (H)	W 68-66 (A)
1983-84	L 67-83 (H)	L 64-80 (N)
1984-85	L 64-76 (A)	L 67-84 (N)
1985-86	L 67-84 (N)	L 66-95 (H)
1986-87	L 66-95 (H)	L 70-81 (A)
1987-88	L 68-75 (A)	L 75-94 (H)
1988-89	L 90-91 (A)	L 89-94 (H)
1989-90	W 95-75 (H)	W 89-80 (A)
1990-91	W 89-80 (A)	W 72-62 (A)
	W 98-60 (H)	W 83-58 (N)
	W 106-94 (A)	W 101-77 (H)

MERCER: 8-8

HOME	AWAY	NEUTRAL
5-2	3-2	0-4
1972-73	L 42-62 (N)	L 49-72 (N)
1973-74	L 49-72 (N)	L 47-64 (N)
1976-77	L 53-96 (A)	L 73-83 (H)
1978-79	L 73-83 (H)	L 86-100 (A)
1979-80	L 86-100 (A)	L 75-84 (N)
1980-81	L 76-80 (H)	W 66-57 (H)
1983-84	W 66-57 (H)	W 74-62 (A)
1984-85	W 74-62 (A)	W 69-43 (H)
1999-00	W 69-43 (H)	W 74-54 (H)
2000-01	W 74-54 (H)	W 94-42 (H)
2008-09	W 94-42 (H)	W 79-36 (H)
2012-13	W 79-36 (H)	W 83-40 (A)
2015-16	W 83-40 (A)	W 57-56 (A)
2016-17	W 57-56 (A)	
2018-19	W 57-56 (A)	

MIAMI: 45-15

HOME	AWAY	NEUTRAL
19-4	17-7	9-4
ACC GAMES: 26-9		
HOME	AWAY	TOURNAMENT
13-2	10-5	3-2

MIAMI: 45-15

HOME	AWAY	NEUTRAL
19-4	17-7	9-4
1974-75	W 59-45 (N)	W 66-56 (N)
1977-78	W 66-56 (N)	W 73-57 (N)
1978-79	W 73-57 (N)	W 74-64 (A)
1979-80	W 74-64 (A)	W 79-53 (H)
1980-81	W 79-53 (H)	W 82-64 (H)
1981-82	W 82-64 (H)	W 93-74 (A)
1982-83	W 93-74 (A)	W 72-61 (N)
1983-84	W 72-61 (N)	W 87-73 (H)
1984-85	W 87-73 (H)	W 62-55 (A)
1985-86	W 62-55 (A)	L 70-79 (N)
1986-87	L 70-79 (N)	W 77-74 (A)
1987-88	W 77-74 (A)	W 66-52 (H)
1988-89	W 66-52 (H)	W 84-80 (N)
1989-90	W 84-80 (N)	W 76-64 (N)
1990-91	W 76-64 (N)	W 65-79 (A)
1991-92	W 65-79 (A)	L 65-79 (A)
1992-93	L 65-79 (A)	L 67-74 (H)
1993-94	L 67-74 (H)	W 75-74 (A)
1994-95	W 75-74 (A)	L 73-80 (H)
1995-96	L 73-80 (H)	L 85-96 (N)
1996-97	L 85-96 (N)	L 79-88 (A)
1997-98	W 79-88 (A)	W 95-66 (H)
1998-99	W 95-66 (H)	W 76-62 (A)
1999-00	W 76-62 (A)	W 71-69 (H)
2000-01	W 71-69 (H)	W 64-61 (A)
2001-02	W 64-61 (A)	W 65-56 (H)
2002-03	W 65-56 (H)	L 57-62 (A)
2003-04	L 57-62 (A)	W 79-54 (A)
2004-05	W 79-54 (A)	W 68-61 (H)
2005-06	W 68-61 (H)	W 71-62 (H)
2006-07	W 71-62 (H)	W 75-68 (A)
2007-08	W 75-68 (A)	W 75-70 (OT) (H)
2008-09	W 75-70 (OT) (H)	W 50-49 (H)
2009-10	W 50-49 (H)	W 75-59 (A)
2010-11	W 75-59 (A)	W 59-58 (H)
2011-12	W 59-58 (H)	L 70-78 (A)
2012-13	L 70-78 (A)	W 87-62 (H)
2013-14	W 87-62 (H)	W 66-59 (H)
2014-15	W 66-59 (H)	L 68-84 (A)
2015-16	L 68-84 (A)	W 57-60 (H)
2016-17	W 57-60 (H)	L 60-67 (A)
2017-18	L 60-67 (A)	W 86-55 (H)
2018-19	W 86-55 (H)	W 93-78 (A)
	W 93-78 (A)	W 70-58 (N)
	W 70-58 (N)	W 68-63 (A)
	W 68-63 (A)	L 73-76 (H)
	L 73-76 (H)	W 72-67 (OT) (N)

2014-15 W 80-60 (H)
L 55-69 (A)
2015-16 W 69-58 (A)
W 70-67 (H)
L 56-74 (N)
2016-17 W 81-66 (A)
W 80-71 (N)
L 54-56 (N)
2017-18 W 105-67 (H)
W 91-71 (A)
W 73-69 (N)
2018-19 W 62-58 (H)
L 54-64 (A)

MIAMI (OH): 3-0

HOME	AWAY	NEUTRAL
1-0	1-0	1-0
1981-82	W 89-68 (N)	2004-05 W 82-56 (H)
2013-14	W 71-62 (A)	

MIAMI DADE CC DTN: 1-0

HOME	AWAY	NEUTRAL
0-0	1-0	0-0
1975-76	W 73-51 (A)	

MIAMI DADE CC N: 2-1

HOME	AWAY	NEUTRAL
0-0	0-1	2-0
1972-73	W 46-32 (N)	1974-75 W 39-46 (A)
1974-75	W 39-46 (A)	W 59-40 (N)

MIAMI DADE CC S: 1-2

HOME	AWAY	NEUTRAL
0-0	0-0	1-2
1972-73	L 31-41 (N)	1974-75 W 59-41 (N)
1975-76	L 59-41 (N)	W 67-70 (N)

MICHIGAN: 1-1

HOME	AWAY	NEUTRAL
0-1	0-0	1-0
1984-85	L 71-76 (H)	2016-17 W 76-62 (N)

MICHIGAN STATE: 1-2

HOME	AWAY	NEUTRAL
1-1	0-0	0-1
1994-95	L 69-82 (N)	2010-11 L 64-72 (H)
2013-14	W 60-58 (H)	

MIDDLE TENNESSEE: 2-1

HOME	AWAY	NEUTRAL
1-0	0-1	1-0
1983-84	W 75-67 (H)	1993-94 L 43-66 (A)
2015-16	W 72-55 (N)	

MILWAUKEE: 1-0

HOME	AWAY	NEUTRAL
0-0	1-0	0-0
2018-19	W 87-62 (A)	

MINNESOTA: 2-0

HOME	AWAY	NEUTRAL
0-0	1-0	1-0
2011-12	W 68-56 (N)	2016-17 W 75-61 (A)

MISSISSIPPI: 2-3

HOME	AWAY	NEUTRAL
2-0	0-3	0-0
1979-80	L 52-80 (A)	1981-82 W 63-61 (H)
1982-83	L 63-61 (H)	1986-87 L 76-86 (A)
1987-88	L 76-86 (A)	1996-97 L 52-75 (A)
1997-98	W 64-54 (H)	

MISSISSIPPI COLLEGE: 1-1

HOME	AWAY	NEUTRAL
1-0	0-1	0-0
1979-80	L 50-90 (A)	1981-82 W 71-69 (H)

MISSISSIPPI STATE: 3-3

HOME	AWAY	NEUTRAL
2-2	0-1	1-0
1978-79	L 60-64 (H)	1979-80 L 61-73 (H)
1989-90	W 89-62 (H)	2005-06 W 75-59 (H)
2006-07	L 60-65 (OT) (A)	2009-10 W 74-71 (N)

MISS U FOR WOMEN: 2-0

HOME	AWAY	NEUTRAL
1-0	1-0	0-0
1980-81	W 73-70 (A)	1981-82 W 76-54 (H)

MISSISSIPPI VALLEY: 0-1

HOME	AWAY	NEUTRAL
0-1	0-0	0-0
1981-82	L 83-95 (H)	

MISSOURI: 2-2

HOME	AWAY	NEUTRAL
1-0	1-0	0-2
1983-84	L 66-83 (OT) (N)	1995-96 L 47-61 (N)
2009-10	W 73-66 (H)	2010-11 W 74-43 (A)

MISSOURI-KANSAS CITY: 1-0

HOME	AWAY	NEUTRAL
1-0	0-0	0-0
1990-91	W 66-52 (H)	

MONTANA: 1-1

HOME	AWAY	NEUTRAL
1-0	0-1	0-0
2004-05	L 49-60 (A)	2005-06 W 69-56 (H)

MONTANA STATE: 1-0

HOME	AWAY	NEUTRAL
0-0	0-0	1-0
1991-92	W 89-66 (N)	

MONTCLAIR STATE: 1-0

HOME	AWAY	NEUTRAL
1-0	0-0	0-0
1982-83	W 89-81 (OT) (H)	

MURRAY STATE: 1-0

HOME	AWAY	NEUTRAL
0-0	0-0	1-0
2008-09	W 85-50 (N)	

NEBRASKA: 1-2

SERIES RECORDS

PREVIEW

PLAYERS

COACHES

ADMIN

HISTORY

NORTH FLORIDA: 8-0

HOME	AWAY	NEUTRAL	
6-0	1-0	0-0	
2008-09	W	60-49	(A)
2009-10	W	79-50	(H)
2013-14	W	61-42	(H)
2014-15	W	79-58	(H)
2015-16	W	80-28	(H)
2016-17	W	95-39	(H)
2017-18	W	109-51	(H)
2018-19	W	74-53	(H)

NORTHEAST MISSOURI: 1-0

HOME	AWAY	NEUTRAL	
1-0	0-0	0-0	
1978-79	W	87-67	(H)

NORTHERN ARIZONA: 0-1

HOME	AWAY	NEUTRAL	
0-0	0-1	0-0	
2002-03	L	69-79	(A)

NORTHERN COLORADO: 1-0

HOME	AWAY	NEUTRAL	
0-0	0-0	1-0	
2008-09	W	75-32	(N)

NORTHERN ILLINOIS: 1-1

HOME	AWAY	NEUTRAL	
1-0	0-1	0-0	
1991-92	W	99-74	(H)
1992-93	L	80-86	(A)

NOTRE DAME: 0-9

HOME	AWAY	NEUTRAL	
0-2	0-4	0-3	
ACC GAMES: 0-9			
HOME	AWAY	TOURNAMENT	
0-2	0-4	0-3	
2013-14	L	60-81	(H)
	L	57-83	(N)
2014-15	L	68-74	(A)
	L	58-71	(N)
2015-16	L	66-73	(H)
2016-17	L	61-79	(A)
2017-18	L	69-100	(H)
	L	80-90	(N)
2018-19	L	70-97	(A)

NW LOUISIANA: 1-0

HOME	AWAY	NEUTRAL	
1-0	0-0	0-0	
1979-80	W	85-81	(H)

OKLAND: 1-1

HOME	AWAY	NEUTRAL	
1-0	0-1	0-0	
2006-07	W	74-69	(H)
2007-08	L	75-85	(A)

OHIO STATE: 1-1

HOME	AWAY	NEUTRAL	
0-0	0-1	1-0	
2007-08	W	60-49	(N)
2011-12	L	75-78	(OT) (A)

OLD DOMINION: 1-1

HOME	AWAY	NEUTRAL	
0-0	0-1	1-0	
1981-82	L	65-100	(A)
2006-07	W	85-75	(N)

OKLAHOMA STATE: 1-1

HOME	AWAY	NEUTRAL	
0-0	0-0	1-1	
1982-83	W	72-52	(N)
2007-08	L	72-73	(OT) (N)

ORAL ROBERTS: 2-1

HOME	AWAY	NEUTRAL	
2-1	0-0	0-0	
1979-80	L	68-74	(H)
1991-92	W	104-59	(H)
1992-93	W	74-53	(H)

OREGON STATE: 1-1

HOME	AWAY	NEUTRAL	
0-0	0-0	1-1	
1981-82	L	60-76	(N)
2016-17	W	66-53	(N)

PACIFIC: 1-0

HOME	AWAY	NEUTRAL	
0-0	0-0	1-0	
2013-14	W	73-66	(N)

PENSACOLA JC: 2-0

HOME	AWAY	NEUTRAL	
1-0	1-0	0-0	
1975-76	W	73-51	(A)
1976-77	W	86-40	(H)

PENN STATE: 2-3

HOME	AWAY	NEUTRAL	
2-1	0-0	0-2	
1982-83	L	84-86	(N)
1983-84	L	68-96	(N)
1989-90	L	73-83	(H)
2008-09	W	73-60	(H)
2019-20	W	87-58	(H)

PEPPERDINE: 1-1

HOME	AWAY	NEUTRAL	
0-0	0-1	1-0	
1981-82	W	76-63	(N)
1998-99	L	72-75	(A)

PITTSBURGH: 6-0

HOME	AWAY	NEUTRAL	
3-0	3-0	0-0	
ACC GAMES: 6-0			
HOME	AWAY	TOURNAMENT	
3-0	3-0	0-0	
2013-14	W	78-69	(A)
2014-15	W	58-43	(H)
2015-16	W	66-55	(A)
2016-17	W	79-48	(H)
2017-18	W	66-59	(A)
2018-19	W	78-46	(H)

PRAIRIE VIEW A&M: 1-0

HOME	AWAY	NEUTRAL	
1-0	0-0	0-0	
2013-14	W	88-37	(H)

PRINCETON: 1-0

HOME	AWAY	NEUTRAL	
0-0	0-0	1-0	
2012-13	W	60-44	(N)

PURDUE: 2-0

HOME	AWAY	NEUTRAL	
0-0	2-0	0-0	
1981-82	W	65-39	(A)
2014-15	W	67-64	(OT) (A)

RADFORD: 0-1

HOME	AWAY	NEUTRAL	
0-1	0-0	0-0	
1985-86	L	80-87	(H)

RHODE ISLAND: 0-1

HOME	AWAY	NEUTRAL	
0-1	0-0	0-0	
1993-94	L	71-76	(H)

RICE: 1-0

HOME	AWAY	NEUTRAL	
1-0	0-0	0-0	
1986-87	W	62-50	(H)

RICHMOND: 2-1

HOME	AWAY	NEUTRAL	
0-0	0-1	2-0	
1993-94	W	70-66	(N)
2003-04	L	77-84	(A)
2004-05	W	87-54	(N)

ROLLINS COLLEGE: 4-0

HOME	AWAY	NEUTRAL	
1-0	2-0	1-0	
1974-75	W	61-48	(N)
1975-76	W	56-43	(H)
	W	64-56	(A)
1976-77	W	87-52	(A)

RUTGERS: 1-0

HOME	AWAY	NEUTRAL	
1-0	0-0	0-0	
2015-16	W	65-43	(H)

SACRED HEART: 1-0

HOME	AWAY	NEUTRAL	
1-0	0-0	0-0	
2017-18	W	101-52	(H)

SAMFORD: 4-0

HOME	AWAY	NEUTRAL	
3-0	0-0	1-0	
2007-08	W	52-51	(H)
2010-11	W	76-46	(N)
2012-13	W	77-42	(H)
2017-18	W	87-62	(H)

ST. FRANCIS COLLEGE: 1-0

HOME	AWAY	NEUTRAL	
0-0	1-0	0-0	
2000-01	W	73-65	(A)

ST. JOSEPH: 2-0

HOME	AWAY	NEUTRAL	
1-0	1-0	0-0	
1982-83	W	59-54	(A)
2001-02	W	72-45	(H)

ST. JOHN'S: 3-0

HOME	AWAY	NEUTRAL	
0-0	1-0	2-0	
1999-00	W	64-56	(N)
2009-10	W	66-65	(OT) (N)
2018-19	W	57-53	(A)

ST. LOUIS: 1-0

HOME	AWAY	NEUTRAL	
0-0	0-0	1-0	
1980-81	W	78-56	(N)

ST. MARY'S: 1-0

HOME	AWAY	NEUTRAL	
0-0	0-0	1-0	
2001-02	W	78-57	(N)

SAM HOUSTON STATE: 1-0

HOME	AWAY	NEUTRAL	
0-0	0-0	1-0	
2015-16	W	94-37	(N)

SAN FRANCISCO: 0-1

HOME	AWAY	NEUTRAL	
0-0	0-1	0-0	
2006-07	L	64-67	(A)

SAVANNAH STATE: 2-1

HOME	AWAY	NEUTRAL	
2-1	0-0	0-0	
1974-75	L	48-70	(H)
2003-04	W	107-28	(H)
2014-15	W	97-51	(H)

SHORTER COLLEGE: 0-3

HOME	AWAY	NEUTRAL	
0-3	0-0	0-0	
1974-75	L	52-65	(H)
	L	63-78	(H)
	L	36-54	(H)

SOUTH ALABAMA: 6-3

HOME	AWAY	NEUTRAL	
3-2	2-1	1-0	
1976-77	W	87-66	(H)
1978-79	W	76-43	(A)
1980-81	L	79-82	(A)
	W	80-67	(H)
1981-82	W	99-44	(H)
1986-87	L	58-76	(H)
	L	64-99	(H)
1989-90	W	89-82	(N)
2003-04	W	67-61	(A)

SOUTH CAROLINA: 2-19

HOME	AWAY	NEUTRAL	
0-9	1-6	1-4	
1977-78	L	52-115	(N)
1979-80	L	68-93	(H)
1980-81	L	57-69	(A)
1981-82	L	81-82	(H)
1983-84	L	62-69	(A)
1984-85	L	61-70	(H)
1985-86	L	57-81	(A)
1986-87	L	56-63	(H)
	L	61-64	(A)
1987-88	L	55-85	(H)
	L	86-96	(A)

SERIES RECORDS

TEXAS ARLINGTON: 1-0

HOME	AWAY	NEUTRAL
1-0	0-0	0-0
2004-05	W	72-70 (H)

TEXAS A&M: 2-1

HOME	AWAY	NEUTRAL
1-0	0-1	1-0
2007-08	L	67-81 (A)
2008-09	W	60-53 (H)
2015-16	W	74-56 (N)

TCU: 0-1

HOME	AWAY	NEUTRAL
0-0	0-0	0-1
2003-04	L	68-81 (N)

TEXAS-SAN ANTONIO: 1-0

HOME	AWAY	NEUTRAL
0-0	0-0	1-0
2009-10	W	65-50 (N)

TEXAS TECH: 0-1

HOME	AWAY	NEUTRAL
0-0	0-0	0-1
1983-84	L	43-89 (N)

TIFT: 1-0

HOME	AWAY	NEUTRAL
0-0	0-0	1-0
1974-75	W	58-47 (N)

TOLEDO: 1-0

HOME	AWAY	NEUTRAL
1-0	0-0	0-0
1986-87	W	80-64 (H)

TOWSON: 1-0

HOME	AWAY	NEUTRAL
0-0	0-0	1-0
2004-05	W	67-56 (N)

TROY: 3-2

HOME	AWAY	NEUTRAL
3-0	0-1	0-1
1977-78	W	71-61 (H)
	L	63-80 (A)
1979-80	L	78-92 (N)
2003-04	W	80-42 (H)
2018-19	W	103-67 (H)

TULANE: 13-7

HOME	AWAY	NEUTRAL
8-3	4-4	1-0
1978-79	L	65-78 (H)
1979-80	L	74-95 (H)
	L	65-75 (H)
1980-81	L	60-70 (A)
1981-82	W	89-70 (H)
1982-83	W	81-56 (H)
	W	91-65 (A)
1983-84	L	71-77 (A)
	W	86-79 (H)
1984-85	L	56-59 (A)
	W	81-47 (H)
1985-86	W	71-70 (H)
	L	60-75 (A)
1989-90	W	103-66 (H)
	W	100-45 (A)
1990-91	W	87-60 (H)
	W	104-66 (A)
2000-01	W	72-70 (N)
2014-15	W	65-54 (A)
2015-16	W	78-72 (H)

TULSA: 3-1

HOME	AWAY	NEUTRAL
2-0	1-1	0-0
1998-99	W	76-67 (A)
1999-00	W	77-70 (H)
2005-06	L	71-80 (A)
2006-07	W	60-43 (H)

TUSKEGEE: 2-0

HOME	AWAY	NEUTRAL
0-0	0-0	2-0
1972-73	W	67-42 (N)
1973-74	W	66-57 (N)

UAB: 8-5

HOME	AWAY	NEUTRAL
5-3	3-2	0-0
1978-79	L	85-87 (A)
	L	79-95 (H)
1979-80	L	85-95 (H)
	L	82-96 (H)
1982-83	L	73-75 (A)
1983-84	W	82-75 (H)
1986-87	W	75-62 (H)
1988-89	W	84-68 (A)
2006-07	W	93-77 (H)
2007-08	W	66-52 (A)
2014-15	W	92-62 (H)
2015-16	W	84-44 (H)
2016-17	W	93-47 (A)

UCF: 15-2

HOME	AWAY	NEUTRAL
10-1	5-1	0-0
1980-81	W	92-75 (H)
1981-81	W	75-65 (H)
1983-84	W	67-60 (H)
1984-85	L	76-93 (H)
1985-86	L	90-98 (A)
1994-95	W	74-59 (H)
1996-97	W	78-53 (H)
2000-01	W	68-37 (A)
2001-02	W	78-42 (H)
2002-03	W	77-47 (H)
2003-04	W	72-59 (A)
2005-06	W	81-49 (H)
2006-07	W	75-66 (A)
2008-09	W	82-70 (H)
2009-10	W	70-58 (A)
2010-11	W	69-51 (H)
2011-12	W	60-47 (A)

VALDOSTA STATE: 1-11

HOME	AWAY	NEUTRAL
0-5	0-4	1-2
1974-75	L	42-53 (A)
	L	50-54 (N)
	L	50-54 (H)
1975-76	L	44-99 (H)
	L	50-101 (A)
1976-77	L	65-104 (H)
	L	60-92 (A)
1977-78	L	57-92 (H)
1980-81	L	58-62 (N)
1981-82	W	82-69 (N)
1986-87	L	66-75 (H)
1987-88	L	77-83 (A)

VALPARAISO: 0-1

HOME	AWAY	NEUTRAL
0-0	0-0	0-1
2008-09	L	74-80 (N)

VANDERBILT: 2-1

HOME	AWAY	NEUTRAL
1-0	0-1	1-0
2010-11	W	72-66 (H)
2011-12	L	59-64 (A)
2012-13	W	73-59 (N)

VIRGINIA: 18-35

HOME	AWAY	NEUTRAL
9-15	8-18	1-2
ACC GAMES: 18-34		
HOME AWAYTOURNAMENT		
9-15	8-17	1-2
1990-91	L	77-92 (A)
1991-92	L	60-87 (H)
	L	43-81 (A)
1992-93	L	66-78 (H)
	L	68-76 (A)
1993-94	L	56-82 (A)
	L	50-59 (H)
1994-95	L	60-76 (H)
	L	45-79 (A)
1995-96	L	58-91 (A)
	L	40-81 (H)
	L	50-83 (N)
1996-97	L	57-67 (H)
	L	44-73 (A)
1997-98	L	62-75 (A)
	L	76-83 (OT) (H)
1998-99	L	71-80 (H)
	L	55-73 (A)
1999-00	L	73-76 (H)
	L	59-74 (A)
2000-01	W	60-58 (H)
	L	65-77 (A)
	W	83-77 (N)
2001-02	L	62-66 (A)
	L	54-57 (H)
2002-03	W	55-46 (H)
	L	54-63 (A)

2003-04	L	80-82 (OT) (H)
	W	73-71 (A)
2004-05	L	62-77 (H)
	L	67-71 (N)
2005-06	W	60-46 (H)
	W	67-58 (A)
2006-07	W	63-47 (H)
	W	79-77 (A)
2007-08	L	66-69 (OT) (H)
	L	58-77 (A)
2008-09	W	80-75 (A)
	L	63-68 (H)
2009-10	W	68-50 (H)
	W	59-58 (A)
2010-11	W	61-51 (H)
	W	78-74 (A)
2011-12	L	52-62 (A)
	L	57-66 (H)
2012-13	L	60-72 (A)
2013-14	L	68-85 (A)
	W	82-70 (H)
2014-15	W	65-56 (A)
2015-16	W	70-48 (H)
2016-17	L	51-60 (A)
2017-18	W	77-62 (H)
2018-19	W	63-61 (A)

VIRGINIA TECH: 28-10

HOME	AWAY	NEUTRAL
16-2	11-6	1-2
ACC GAMES: 17-2		
HOME AWAYTOURNAMENT		
8-1	8-1	1-0
1979-80	W	67-57 (H)
	L	54-77 (H)
1981-82	W	93-82 (A)
1983-84	L	63-68 (A)
1984-85	W	85-77 (H)
	L	65-86 (N)
1985-86	L	68-73 (A)

WASHINGTON: 0-4

HOME	AWAY	NEUTRAL
0-1	0-1	0-2
2005-06	L	69-71 (H)
2006-07	L	65-84 (A)
2008-09	L	60-62 (N)
2014-15	L	68-80 (N)

WESTERN CAROLINA: 5-0

HOME	AWAY	NEUTRAL
4-0	1-0	0-0
1998-99	W	83-39 (H)
2005-06	W	75-67 (H)
2009-10	W	80-47 (H)
2010-11	W	68-48 (A)
2016-17	W	90-41 (H)

WESTERN ILLINOIS: 1-0

HOME	AWAY	NEUTRAL
1-0	0-0	0-0
2016-17	W	87-66 (H)

WESTERN KENTUCKY: 0-2

HOME	AWAY	NEUTRAL
0-0	0-0	0-2
1983-84	L	74-79 (N)
1990-91	L	69-72 (N)

WAKE FOREST: 28-17

HOME	AWAY	NEUTRAL
15-4	11-11	2-2
ACC GAMES: 28-16		
HOME AWAYTOURNAMENT		
15-4	11-11	2-2
1991-92	W	86-83 (A)
	L	64-67 (H)
1992-93	L	53-57 (A)
	W	77-73 (H)
1993-94	W	66-60 (H)
	L	79-82 (A)
	L	57-72 (N)
1994-95	W	68-61 (A)
	L	61-66 (H)
1995-96	L	71-88 (H)
	L	52-54 (A)
1996-97	L	68-79 (A)
	L	59-63 (H)
	L	59-70 (N)
1997-98	W	64-63 (H)
	W	63-56 (A)
1998-99	W	80-57 (H)
	L	68-80 (A)
1999-00	L	59-64 (A)
	W	76-47 (H)

2000-01	L	69-79 (A)
	W	73-61 (H)
2001-02	L	73-77 (A)
	W	63-56 (H)
2002-03	W	63-61 (A)
	W	62-60(3OT) (H)
2003-04	W	81-73 (A)
	W	67-54 (H)
2004-05	W	71-69 (A)
2005-06	W	70-57 (H)
2006-07	W	74-57 (A)
	W	70-53 (N)
2007-08	W	80-54 (H)
	W	57-52 (N)
2008-09	W	58-47 (A)
2009-10	W	83-38 (H)
2010-11	W	82-79 (A)
2011-12	L	55-65 (A)
2012-13	L	72-80 (H)
2013-14	L	54-78 (A)
2014-15	W	110-80 (H)
2015-16	W	96-55 (A)
2016-17	W	102-60 (H)
2017-18	W	81-79 (OT) (H)
2018-19	W	85-61 (H)

WASHINGTON STATE: 0-4

HOME	AWAY	NEUTRAL
0-1	0-1	0-2
2005-06	L	69-71 (H)
2006-07	L	65-84 (A)
2008-09	L	60-62 (N)
2014-15	L	68-80 (N)

WESTERN MICHIGAN: 1-0

HOME	AWAY	NEUTRAL
1-0	0-0	0-0
2003-04	W	72-70 (H)

WRIGHT STATE: 1-0

HOME	AWAY	NEUTRAL
1-0	0-0	0-0
2002-03	W	84-69 (H)

XAVIER: 1-2

HOME	AWAY	NEUTRAL
1-0	0-2	0-0
2000-01	L	72-75 (A)
2004-05	W	56-48 (H)
2005-06	L	68-75 (A)

YALE: 1-1

HOME	AWAY	NEUTRAL
------	------	---------

YEAR-BY-YEAR RESULTS

1970-71

Head Coach Barbara Hollingsworth

No Records

1971-72

Head Coach Linda Warren

No records

1972-73

Head Coach Eddie Cubbon

1972-73 (11-5)

Florida A&M	(H)	53-47	W
Buck Green	(H)	62-35	W
Seminole	(H)	70-26	W
Miami Dade JC South	(N)	31-41	L
Flagler College	(A)	48-47	W
West Georgia	(N)	34-60	L
Miami Dade JC North	(N)	46-32	W
Florida A&M	(A)	57-52	W
Wise Realty	(A)	28-34	L
South Florida	(N)	61-32	W
Miami Dade JC North	(A)	39-46	L
Flagler College	(N)	46-39	W
All-Stars	(H)	52-27	W
Mercer	(N)	42-62	L
Tuskegee	(N)	67-42	W
East Central College	(N)	45-44	W

1973-74

Head Coach Joel Thirer

1973-74 (9-6)

Florida	(A)	39-44	L
North Georgia College	(N)	33-64	L
Flagler College	(H)	31-41	L
Mercer	(N)	49-72	L
West Georgia	(A)	43-64	L
Auburn	(N)	53-52	W
South Florida	(H)	64-39	W
Flagler College	(H)	76-49	W
Florida	(H)	48-45	W
Barry	(N)	50-33	W
Flagler College	(N)	52-36	W
Florida	(N)	54-35	W
Florida	(N)	32-31	W
Mercer	(N)	47-64	L
Tuskegee	(N)	66-57	W

1974-76

Head Coach Millie Usher

1974-75 (15-16)

Albany State	(H)	62-55	W
Valdosta State	(A)	42-53	L
Florida A&M	(H)	77-34	W
Shorter College	(H)	52-65	L
Shorter College	(H)	63-78	L
Savannah State	(H)	48-70	L
South Florida	(N)	68-40	W
Miami-Dade South	(N)	59-41	W
Rollins College	(N)	61-48	W
Florida	(N)	44-67	L
Flagler	(A)	51-60	L
Florida	(H)	53-47	W
Georgia Tech	(N)	58-22	W
Shorter College	(A)	36-54	L
Tift	(N)	58-47	W
Valdosta State	(N)	50-54	L
Georgia Southern	(A)	53-65	L
Valdosta State	(H)	50-54	L
Albany State	(A)	43-61	L
Florida A&M	(A)	47-26	W
Florida	(A)	41-49	L
Tampa	(N)	48-36	W
Flagler	(N)	52-59	L
Miami	(N)	59-45	W
South Florida	(N)	70-53	W
Florida	(N)	44-28	W
Flagler	(N)	59-55	W
Flagler	(N)	45-53	L
Miami-Dade North	(N)	59-40	W
Auburn	(N)	51-64	L
Fort Valley	(N)	43-58	L

1975-76 (12-12)

Rollins	(H)	56-43	W
Albany State	(H)	50-71	L
West Florida	(H)	100-16	W
South Florida	(H)	57-41	W
Tampa	(A)	66-48	W
South Florida	(A)	67-59	W
Rollins	(A)	64-56	W
Valdosta State	(H)	44-99	L
Tampa	(H)	82-50	W
West Georgia	(A)	61-88	L
Talladega College	(N)	55-100	L
College of Charleston	(N)	61-93	L
Albany State	(A)	44-73	L
Miami-Dade South	(N)	67-70	L
Florida International	(N)	58-35	W
Pensacola Jr College	(A)	73-51	W
Florida	(H)	65-59	W
Georgia Southern	(A)	54-83	L
Florida	(A)	45-64	L
Miami-Dade Dntn	(A)	73-51	W

Florida International	(N)	81-44	W
Florida	(N)	45-68	L
Valdosta State	(A)	50-101	L
Florida	(N)	39-55	L

1976-79

Head Coach Dianne Murphy

1976-77 (11-12)

Albany State	(A)	38-87	L
Mercer	(A)	53-96	L
Florida	(A)	54-80	L
Valdosta State	(H)	65-104	L
John Abbott College	(H)	62-60	W
Stetson	(H)	78-29	W
Florida	(H)	65-67	L
Rollins	(A)	87-52	W
Florida Tech	(A)	77-63	W
Dayton	(H)	104-33	W
South Alabama	(H)	87-66	W
Albany State	(H)	65-79	L
Alabama State	(N)	73-80	L
West Georgia	(A)	54-79	L
Judson College	(N)	97-79	W
Stetson	(A)	72-57	W
Pensacola Jr College	(H)	86-40	W
Valdosta State	(A)	60-92	L
South Florida	(N)	69-46	W
Florida	(N)	67-72	L
Florida International	(N)	66-41	W
Florida	(N)	60-72	L
Delta State	(A)	60-106	L

1977-78 (8-9)

Georgia Southern	(A)	59-86	L
Valdosta State	(H)	57-92	L
Florida	(H)	93-66	W
Troy State	(H)	71-67	W
Memphis State	(A)	69-91	L
South Carolina	(N)	52-115	L
South Florida	(A)	72-58	W
Georgia Southern	(H)	71-79	L
John Abbott College	(H)	71-67	W
Florida A&M	(H)	84-69	W
Miami	(A)	66-56	W
Albany State	(H)	86-94	L
Florida	(A)	63-102	L
South Florida	(H)	84-76 (OT)	W
South Florida*	(N)	65-70	L
South Florida*	(N)	86-61	W
South Florida*	(N)	59-61	L

*State Tournament

1978-79 (18-14)

Mississippi State	(N)	60-64	L
South Alabama	(A)	76-43	W
Mercer	(H)	73-83	L
NE Missouri	(H)	87-61	W
Stetson	(A)	90-53	W
South Florida	(H)	89-80	W
Florida	(H)	88-79	W
New Orleans	(A)	64-62	W
Tulane	(A)	65-78	L
Louisville	(N)	60-94	L
Cincinnati	(N)	61-57	W
Alabama-Birmingham	(A)	85-87	L
Memphis State	(H)	78-101	L
South Florida	(A)	73-56	W
Florida	(A)	91-72	W
Miami	(H)	79-53	W
New Orleans	(H)	101-66	W
Florida A&M	(H)	79-84 (OT)	L
Louisville	(H)	73-77	L
West Georgia	(A)	73-59	W
Alabama State	(N)	73-95	L
Alabama-Birmingham	(H)	79-95	L
Miami	(A)	74-64	W
Winthrop College	(A)	63-71	L
Appalachian State	(N)	83-89	L
Florida A&M	(A)	61-77	L
Stetson	(H)	89-56	W
Tampa	(H)	90-56	W
Miami	(N)	73-57	W
Florida	(N)	89-85	W
Florida	(N)	101-94	W
Delta State	(N)	64-93	L

1979-86

Head Coach Jan Dykehouse-Allen

1979-80 (13-22)

Mississippi State	(H)	61-73	L
Alabama-Birmingham	(A)	85-95	L
South Carolina	(H)	68-93	L
South Florida	(A)	87-58	W
Florida A&M	(H)	74-61	W
Southern Mississippi	(N)	65-107	L
Troy State	(N)	78-92	L
Belhaven	(N)	81-75	W
Miami	(A)	82-64	W
Oral Roberts	(H)	68-74	L
Virginia Tech	(H)	67-57	W
Louisville	(H)	67-86	L
Tulane	(H)	74-95	L
Mississippi College	(A)	50-90	L
Alabama	(A)	61-88	L
Alabama-Birmingham	(A)	82-96	L
Florida	(A)	92-77	W

Miami	(H)	93-74	W
East Carolina	(A)	61-69	L
Mississippi	(A)	52-80	L
Louisville	(A)	60-77	L
Mercer	(A)	86-100	L
Northwest Louisiana	(N)	85-81	W
Florida	(H)	88-84	W
Florida Southern	(H)	97-58	W
Virginia Tech	(H)	54-77	L
Southeast Louisiana	(H)	70-73	L
Tulane	(A)	65-75	L
Florida A&M	(A)	60-67	L
South Florida	(A)	100-88	W
Florida	(N)	67-78	L
Miami	(N)	72-61	W
Florida	(N)	84-76	W
Florida	(N)	71-84	L
Mercer	(N)	75-84	L

1980-81 (14-15, 1-3 METRO)

11/20	Georgia Tech	(A)	84-97	L
11/21	Georgia State	(A)	79-96	L
11/25	South Alabama	(A)	79-82	L
11/28	Valdosta State*	(N)	58-62	L
11/29	Alabama*	(N)	77-76	W
12/3	Florida	(H)	90-48	W
12/6	Miami	(H)	87-73	W
12/12	Central Florida	(H)	92-75	W
12/13	Denver	(H)	93-41	W
12/18	Miss U/Women**	(A)	73-70	W
12/19	Central Missouri**	(N)	60-69	L
12/20	Clemson**	(N)	59-78	L
1/7	Indiana	(H)	76-79	L
1/8	East Carolina	(H)	67-78	L
1/10	Cincinnati	(A)	65-91	L
1/14	Florida A&M	(H)	76-64	W
1/16	South Florida	(H)	79-41	W
1/22	S.E. Louisiana	(A)	94-68	W
1/24	Southern Miss	(A)	69-73	L
1/26	Mercer	(H)	76-80	L
1/29	South Carolina	(A)	57-69	L
1/31	Miami	(A)	62-55	W
2/5	Tulane+	(A)	60-70	L
2/7	St. Louis+	(N)	78-56	W
2/11	Florida	(A)	81-83	L
2/12	South Florida	(A)	71-61	W
2/14	Florida A&M	(A)	76-61	W
2/16	South Alabama	(H)	80-67	W
2/17	Miami++	(N)	70-79	L

*Lady Sunshine Classic, Orlando, FL

**MUW Christmas Tournament, Columbus, MS

+Metro Conference Tournament, New Orleans, LA

++FAIAW State Tournament, Daytona Beach, FL

1981-82 (28-10, 2-3 METRO)

11/23	Stetson	(H)	81-54	W
11/26	McNeese State*	(N)	69-62	W
11/28	Valdosta State*	(N)	82-69	W
12/1	Central Florida	(H)	75-65	W
12/4	Kent State**	(N)	80-66	W
12/5	Purdue**	(A)	65-39	W
12/8	Florida	(H)	60-63	L
12/11	Fla International	(A)	74-64	W
12/12	Miami	(A)	77-74	W
12/19	South Alabama	(H)	99-44	W
1/2	Lewis University+	(A)	94-46	W
1/3	Miami-Ohio+	(A)	89-68	W
1/5	North Carolina+	(A)	77-68	W
1/8	South Florida	(A)	80-60	W
1/11	Miss U - Women	(H)	76-54	W
1/13	Florida	(A)	86-79	W
1/16	Virginia Tech	(A)	93-72	W
1/17	#7/ Old Dominion	(A)	65-100	L
1/20	Florida A&M	(A)	86-87	L
1/25	#14/ Memphis St.	(H)	90-104	L
1/27	#12/ South Carolina	(H)	81-82	L
1/30	Southern Miss	(H)	84-94	L
2/6	Louisville	(A)	73-89	L
2/8	Tulane	(A)	89-70	W
2/10	Florida A&M	(H)	59-58	W
2/13	Miami	(H)	66-52	W
2/15	#18/ Mississippi	(H)	63-61	W
2/20	Tampa	(H)	90-50	W
2/22	South Florida	(H)	77-49	W
3/4	Miami++	(N)	84-80	W
3/6	Florida A&M++	(N)	76-65	W
3/11	Mississippi Coll*	(H)	71-69	W
3/11	Ga Southern*	(H)	78-81	L
3/12	Miss Valley*	(H)	83-95	L
3/25	Pepperdine#	(H)	76-63	W
3/26	Brigham Young#	(N)	75-71	W
3/27	Oregon State#	(N)	60-76	L

Record includes Feb. 5 forfeit win over St. Louis

*Lady Seminole Classic, Tallahassee, FL

**Boilermaker Premier, W. Lafayette, IN

+Hurricane New Year's Classic, Miami, FL

++FAIAW State Tournament, Daytona Beach, FL

*AIAW Region III Tournament

#NWIT

1982-83 (24-6, 5-1 METRO)

11/26	Tenn-Chatt	(H)	94-77	W
11/27	North Carolina*	(H)	75-74	W
12/1	Albany State	(H)	94-52	W
12/4	Stetson	(H)	102-42	W
12/6	Alabama	(A)	73-64	W
12/10	#11/ Penn State**	(N)	84-86	L
12/11	Delta State**	(N)	75-67	W
12/31	Nebraska+	(N)	100-84	W
1/2	Amy+	(N)	69-60	W
1/3	Oklahoma State+	(N)	72-52	W
1/6	Temple	(A)	74-69	W
1/7	St. Joseph's			

FLORIDA STATE

YEAR-BY-YEAR RESULTS

1985-86 (12-16, 3-8 METRO)

11/23	West Georgia	(H)	67- 57	W
11/26	Ga Southwest	(H)	51- 58	L
11/29	Colorado State*	(A)	68- 53	W
11/30	Monmouth (3OT)*	(A)	81- 69	W
12/4	Tampa	(H)	88- 77	W
12/6	Georgetown**	(H)	78- 74	W
12/7	Radford (OT)**	(H)	80- 87	L
12/16	Stetson	(A)	76- 72	W
1/2	South Carolina	(A)	57- 81	L
1/4	Virginia Tech	(A)	68- 73	L
1/11	Louisville	(H)	67- 64	W
1/13	Cincinnati	(H)	75- 72	W
1/18	Central Florida	(A)	90- 98	L
1/20	South Florida	(A)	58- 47	W
1/22	Florida	(H)	68- 77	L
1/24	Tulane	(H)	71- 70	W
1/26	#11/13 Tennessee	(H)	43- 89	L
1/30	Albany State	(A)	72- 69	W
2/1	Memphis State	(A)	66- 95	L
2/6	Southern Miss	(H)	76- 89	L
2/8	Tulane	(A)	60- 75	L
2/10	South Florida	(H)	78- 68	W
2/13	Florida A&M	(H)	65- 83	L
2/15	Southern Miss	(H)	76- 89	L
2/19	Florida	(A)	76- 81	L
2/22	#22 Memphis St	(A)	70- 81	L
2/26	Stetson	(H)	68- 74	L
3/1	Cincinnati+	(A)	45- 77	L

*Pizzia Hut Classic
 **Southeraire Invitational, Tallahassee, FL
 +Metro Conference Tournament, Columbia, SC

1986-96

Head Coach Marynell Meadors

1986-87 (9-19, 5-7 METRO)

12/1	Albany State (OT)	(H)	71- 72	L
12/5	Toledo*	(H)	80- 64	W
12/6	Rice*	(H)	62- 50	W
12/13	Stetson	(H)	50- 55	L
12/15	Miami	(A)	75- 74	W
12/16	Florida Atlantic	(A)	38- 42	L
12/18	Alabama-Birm	(H)	75- 62	W
12/30	Valdosta State	(H)	66- 75	L
1/3	Virginia Tech	(A)	78- 91	L
1/10	Louisville	(H)	66- 63	W
1/12	Cincinnati	(H)	53- 55	L
1/14	Florida	(A)	65- 69	L
1/16	South Alabama	(A)	58- 76	L
1/19	South Carolina	(H)	56- 63	L
1/24	Southern Miss	(A)	64- 62	W
1/26	Memphis State	(A)	68- 75	W
1/29	Miami	(H)	73- 80	L
1/31	Virginia Tech	(H)	70- 65	W
2/3	South Alabama	(H)	64- 99	L
2/7	Louisville	(A)	64- 77	L
2/9	Cincinnati	(A)	70- 50	W
2/12	Florida A&M	(H)	79- 72	W
2/16	South Carolina	(A)	61- 64	L
2/19	Florida	(H)	59- 70	L
2/21	Southern Miss	(H)	75- 84	L
2/23	Memphis State	(H)	67- 94	L
2/25	New Orleans	(A)	59- 87	L
3/5	Virginia Tech**	(N)	67- 88	L

*Tallahassee Hilton Classic, Tallahassee, FL
 **Metro Conference Tournament, Blacksburg, VA

1987-88 (9-18, 4-8 METRO)

11/27	New Mexico St*	(N)	73- 64	W
11/28	DePaul*	(N)	68- 82	L
12/4	Wisconsin**	(H)	100- 67	W
12/5	W Virginia (OT)**	(H)	68- 58	W
12/12	Stetson	(A)	69- 75	L
12/16	Ga Southern (OT)	(A)	83- 77	W
12/18	North Carolina	(A)	79- 82	L
1/3	#17/19 Georgia	(H)	72- 91	L
1/6	Wisc-Green Bay	(H)	64- 67	L
1/13	New Orleans	(H)	61- 71	L
1/16	Memphis St (OT)	(H)	90- 91	L
1/18	Southern Miss	(H)	60- 69	L
1/21	Florida A&M	(H)	68- 73	L
1/25	South Carolina	(H)	55- 85	L
1/28	Valdosta State	(A)	77- 83	L
1/30	Virginia Tech	(H)	61- 59	W
2/1	Alabama	(H)	64- 70	W
2/6	Cincinnati	(H)	59- 70	L
2/8	Louisville	(H)	99- 65	W
2/13	Memphis State	(A)	89- 94	L
2/15	Southern Miss	(A)	68- 84	L
2/20	Virginia Tech	(A)	81- 97	L
2/22	South Carolina	(A)	86- 96	L
2/27	Florida	(H)	71- 55	W
3/8	Louisville	(A)	73- 70	W
3/9	Cincinnati	(A)	66- 58	W
3/10	Cincinnati+	(H)	76- 78	L

*Coopers & Lybrand Invitational
 **Tallahassee Hilton Classic, Tallahassee, FL
 +Metro Conference Tournament, Tallahassee, FL

1988-89 (16-11, 7-5 METRO)

11/25	Central Michigan*	(N)	100- 78	W
11/26	Miami*	(N)	85- 96	L
12/2	UNC-Asheville**	(H)	99- 58	W
12/3	Ga Southern**	(H)	105- 78	W
12/11	Miami	(A)	79- 88	L
12/13	Florida	(A)	60- 65	L
12/17	Stetson	(H)	70- 64	W
12/19	Alabama-Birm	(A)	64- 68	W
1/2	Southern Miss	(H)	78- 75	W
1/9	Memphis State	(H)	95- 75	W
1/14	Cincinnati	(A)	45- 66	L
1/16	Louisville	(A)	65- 64	W
1/21	Virginia Tech	(A)	67- 68	L
1/23	#16/15 S. Carolina	(A)	82- 99	L
1/25	South Florida	(H)	85- 74	W
1/28	Virginia Tech	(H)	69- 66	W
1/30	Alabama	(A)	68- 70	L
2/4	Southern Miss	(A)	66- 84	L
2/6	Howard	(H)	101- 73	W
2/9	Florida A&M	(H)	75- 68	W
2/11	Cincinnati	(H)	62- 57	W
2/13	Louisville	(H)	82- 76	W
2/16	#5/6 Georgia	(A)	70- 90	L
2/20	#14/19 S. Carolina	(H)	68- 76	L
2/24	South Florida	(A)	94- 85	W
3/2	Memphis State	(A)	89- 80	W
3/8	Cincinnati+	(N)	47- 57	L

*Lady Sunshine Classic, Lake Mary, FL
 **Tallahassee Hilton Classic, Tallahassee, FL
 +Metro Conference Tournament, Memphis, TN

1989-90 (21-9, 11-3 METRO)

11/24	S. Alabama (2OT)*	(N)	89- 82	W
11/25	#13/12 LSU*	(A)	65- 68	L
12/1	Miss State**	(H)	89- 62	W
12/2	UNC-Charlotte**	(H)	50- 63	L
12/6	Alabama	(A)	81- 76	W
12/18	Stetson	(A)	77- 70	W
12/30	Appalachian St	(H)	77- 62	W
1/4	Ga. Southern	(A)	80- 49	W
1/6	Virginia Tech	(A)	68- 64	W
1/8	Tulane	(H)	103- 66	W
1/10	Florida	(H)	63- 62	W
1/13	Louisville (OT)	(H)	69- 66	W
1/15	Cincinnati	(H)	61- 44	W
1/17	#14/14 Auburn	(A)	63- 80	L
1/22	#15/17 S. Carolina	(H)	72- 75	L
1/27	#19/18 Southern Miss	(A)	73- 77	L
1/28	Memphis State	(A)	72- 62	W
2/3	Virginia Tech	(H)	69- 52	W
2/5	Tulane	(A)	100- 45	W
2/10	Louisville	(A)	77- 62	W
2/12	Cincinnati	(A)	57- 44	W
2/15	Florida A&M	(A)	87- 60	W
2/17	Miami	(H)	95- 66	W
2/21	#7/7 Georgia	(H)	76- 80	L
2/24	#17/17 Southern Miss	(H)	97- 72	W
2/26	Memphis State	(H)	98- 60	W
3/3	#17/18 S. Carolina	(A)	59- 75	L
3/8	Memphis State+	(A)	83- 58	W
3/10	#22/20 Southern Miss+	(A)	78- 90	L
3/14	#23 Penn State++	(H)	73- 83	L

*LSU Crawfish Classic, Baton Rouge, LA
 **Tallahassee Hilton Classic, Tallahassee, FL
 +Metro Conference Tournament, Cincinnati, OH
 ++NCAA Tournament, Tallahassee, FL

1990-91 (25-7, 12-2 METRO)

11/23	Missouri-KC*	(N)	66- 52	W
11/24	SW Missouri St*	(A)	63- 68	L
12/1	Marquette**	(H)	110- 75	W
12/2	#20/20 LSU**	(H)	89- 82	W
12/7	#18/19 N. Illinois+	(H)	78- 66	W
12/8	#1/1 Virginia+	(A)	77- 92	L
12/17	Florida	(A)	79- 78	W
12/19	Miami	(A)	76- 62	W
1/7	Virginia Tech	(A)	78- 64	W
1/12	Cincinnati	(H)	90- 61	W
1/14	Louisville	(H)	83- 70	W
1/16	Alabama	(H)	88- 65	W
1/19	Memphis State	(A)	106- 94	W
1/21	South Carolina	(A)	69- 60	W
1/26	Southern Miss	(H)	96- 76	W
1/28	Tulane	(H)	87- 60	W
1/31	#4/4 Georgia	(A)	71- 91	L
2/4	S. Carolina (2OT)	(H)	91- 92	L
2/6	Stetson	(H)	114- 71	W
2/9	Cincinnati	(A)	67- 49	W
2/11	Louisville	(A)	86- 52	W
2/14	#5/5 Auburn	(H)	64- 79	L
2/16	Memphis State	(H)	101- 77	W
2/18	Virginia Tech	(H)	76- 53	W
2/23	Southern Miss	(A)	90- 93	L
2/25	Tulane	(A)	104- 66	W
2/28	Florida A&M	(H)	92- 62	W
3/4	Cincinnati++	(N)	89- 51	W
3/5	Louisville++	(A)	83- 70	W
3/6	S. Carolina++	(N)	54- 53	W
3/13	Appalachian St*	(H)	96- 57	W
3/13	#10/11 W Kentucky\$	(H)	69- 72	L

*St. John's Lady Bear Classic, Springfield, MO
 **Tallahassee Hilton Classic, Tallahassee, FL
 +Cavalier Classic, Charlottesville, VA
 ++Metro Conference Tournament, Louisville, KY
 +NCAA Tournament, Tallahassee, FL
 \$NCAA Tournament, 2nd Round, Bowling Green, KY

1991-92 (17-11, 8-8 ACC)

11/23	Miami (OT)	(H)	71- 69	W
11/29	#14/17 Lamar*	(N)	78- 67	W
11/30	#19/ LSU (OT)	(A)	88- 96	L
12/7	Montana State*	(H)	89- 66	W
12/8	E Kentucky*	(H)	72- 65	W
12/15	Florida (OT)	(H)	90- 78	W
12/17	Georgia Tech*	(H)	68- 70	L
1/3	#1/1 Virginia*	(H)	60- 87	L
1/5	Wake Forest*	(A)	86- 83	W
1/8	#4/4 Maryland*	(H)	64- 79	L
1/11	Georgia Tech*	(A)	77- 66	W
1/15	#17/17 Clemson*	(A)	73- 80	L
1/19	#20/15 NC State*	(H)	76- 75	W
1/21	Duke*	(H)	67- 55	W
1/25	#25/25 N. Carolina*	(H)	70- 61	W
1/27	#2/2 Virginia*	(A)	43- 81	L
2/1	#15/19 Clemson*	(H)	79- 66	W
2/5	#1/1 Maryland*	(A)	70- 101	L
2/8	Duke*	(A)	61- 53	W
2/10	#24/20 N. Carolina*	(A)	52- 69	L
2/15	NC State*	(A)	86- 79	W
2/17	Wake Forest*	(H)	64- 67	L
2/17	Butler	(H)	68- 71	L
2/22	Northern Illinois	(H)	99- 74	W
2/26	Florida A&M	(A)	100- 71	W
2/26	Florida Atlantic	(H)	96- 64	W
2/29	Oral Roberts	(H)	104- 59	W
3/6	North Carolina**	(N)	69- 81	L

&LSU Crawfish Classic, Baton Rouge, LA
 *Dial Classic, Tallahassee, FL
 *ACC Game

**ACC Tournament, Rock Hill, SC

1992-93 (13-14, 6-10 ACC)

12/1	Florida Atlantic	(H)	97- 67	W
12/4	South Florida*	(H)	87- 68	W
12/5	Louisiana State*	(H)	79- 59	W
12/16	NC State*	(A)	67- 75	L
12/18	#16/ Miami	(A)	64- 61	W
12/21	#20/ Tenn Tech&	(N)	88- 72	W
12/22	California*	(A)	50- 69	L
1/3	Duke*	(A)	84- 72	W
1/6	#3/9 Virginia*	(H)	66- 78	L
1/10	#15/14 N. Carolina*	(A)	85- 66	W
1/12	#3/3 Maryland*	(H)	68- 61	W
1/16	Wake Forest*	(A)	53- 57	L
1/18	#25 Georgia Tech*	(A)	79- 71	W
1/21	#13/ N. Carolina*	(H)	60- 73	L
1/25	#12 Maryland*	(A)	61- 74	L
1/27	Florida A&M	(H)	79- 58	W
1/30	#3/10 Virginia*	(A)	68- 76	L
2/3	Florida	(A)	78- 81	L
2/6	#19/19 Clemson*	(H)	69- 84	L
2/9	#22/ N. Illinois	(A)	80- 86	L
2/12	Georgia Tech*	(H)	46- 61	L
2/14	Wake Forest*	(H)	77- 73	W
2/16	Oral Roberts	(H)	74- 53	W
2/21	NC State*	(H)	47- 57	L
2/24	#24 Clemson*	(A)	63- 70	L
2/28	Duke*	(H)	74- 67	W
3/6	#12/12 Maryland**	(N)	68- 91	L

*Dial Classic, Tallahassee, FL
 &Oakland Tribune Classic, Oakland, CA
 *ACC Game

**ACC Tournament, Rock Hill, SC

1993-94 (6-21, 3-13 ACC)

11/26	UT-Chattanooga	(A)	85- 86	L
11/28	Middle Tenn State	(A)	43- 66	L
12/3	Rhode Island*	(H)	71- 76	L
12/4	Dayton*	(H)	78- 65	W
12/6	Florida A&M	(N)	70- 68	W
12/11	#7/7 N. Carolina*	(A)	61- 102	L
12/18	Georgia Tech*	(H)	62- 65	L
12/21	#13/14 Virginia*	(A)	56- 82	L
12/29	Richmond*	(N)	70- 66	W
12/30	Kentucky*	(N)	55- 58	L
12/31	#10/10 Alabama*	(N)		

YEAR-BY-YEAR RESULTS

PREVIEW

PLAYERS

COACHES

ADMIN

HISTORY

1997-PRESENT

Head Coach Sue Semrau

1997-98 (9-18, 5-11 ACC)

11/16	Florida A&M	(A)	79-70	W
11/20	#9/8 Florida#	(A)	64-73	L
11/21	South Florida#	(A)	71-59	W
11/26	Mississippi	(H)	64-54	W
12/3	#25/23 NC State	(A)	60-72	L
12/5	Charleston S*	(H)	72-51	W
12/6	Fla International*	(H)	63-66	L
12/13	#4/4 Louisiana Tech	(A)	60-86	L
12/16	Clemson*	(H)	84-87	L
12/19	Duquesne	(A)	61-92	L
12/21	#22/24 SW Missouri St	(H)	57-68	L
1/2	#9/9 Virginia*	(A)	62-75	L
1/4	#5/4 N. Carolina*	(A)	77-103	L
1/6	Wake Forest*	(H)	64-63	W
1/16	#25/20 Duke*	(A)	76-96	L
1/18	Georgia Tech*	(A)	88-53	W
1/21	#10/12 Florida	(H)	57-69	L
1/23	Maryland*	(H)	53-50	W
1/25	#8/7 NC State*	(H)	62-72	L
1/29	#21/22 Clemson*	(A)	55-85	L
2/1	#16/13 Virginia (OT)*	(H)	76-83	L
2/4	#5/5 N. Carolina*	(H)	58-75	L
2/8	Wake Forest*	(A)	63-56	W
2/15	#13/14 Duke*	(H)	67-79	L
2/19	Georgia Tech*	(H)	77-56	W
2/22	Maryland*	(A)	49-77	L
2/26	#16/17 Clemson**	(N)	68-85	L

#Dial Classic, Gainesville, FL
*Tallahassee Democrat Seminole Classic, Tallahassee, FL
*ACC Game
**ACC Tournament, Charlotte, NC

1998-99 (7-20, 2-14 ACC)

11/14	Tulsa	(A)	76-67	W
11/19	#3/2 Louisiana Tech	(H)	72-88	L
11/22	Long Beach St*	(H)	94-64	W
11/23	Fla International*	(H)	62-75	L
12/2	#16/16 Duke*	(A)	72-91	L
12/5	#9/8 N Carolina (OT)*	(H)	101-112	L
12/14	South Florida	(H)	83-74	W
12/17	Pepperdine	(A)	72-75	L
12/19	Cal St. Fullerton	(A)	84-73	W
12/21	Western Carolina	(H)	83-39	W
12/30	#4/4 Georgia	(A)	72-95	L
1/2	Georgia Tech*	(A)	70-92	L
1/4	NC State*	(H)	54-65	L
1/7	#12/10 Clemson*	(A)	55-77	L
1/14	Wake Forest*	(H)	80-57	W
1/17	Maryland*	(A)	76-94	L
1/22	#19/21 Virginia*	(H)	71-80	L
1/25	#9/13 Duke*	(H)	75-92	L
1/28	#14/10 N. Carolina*	(A)	76-87	L
1/31	Georgia Tech*	(H)	78-86	L
2/4	NC State*	(A)	59-84	L
2/7	#17/18 Clemson*	(H)	67-71	L
2/11	Florida	(A)	89-106	L
2/15	Wake Forest*	(A)	68-80	L
2/18	Maryland*	(H)	69-63	W
2/21	#17/17 Virginia*	(A)	55-73	L
2/25	#8/9 Duke**	(N)	57-90	L

*Tallahassee Democrat Seminole Classic, Tallahassee, FL
*ACC Game
**ACC Tournament, Charlotte, NC

1999-00 (12-17, 4-12 ACC)

11/19	Tulsa	(H)	77-70	W
11/22	South Florida	(A)	74-84	L
11/26	UT-Chattanooga*	(H)	69-78	L
11/27	Oakland*	(H)	99-90	W
11/30	Mercer	(A)	74-62	W
12/7	Florida	(H)	74-82	L
12/19	Loyola	(A)	102-70	W
12/21	Chicago State	(A)	73-49	W
12/29	St. John's	(N)	64-56	W
12/30	Florida Int'l	(S)	76-55	W
1/3	Wake Forest*	(A)	59-64	L
1/6	#3/3 NC State*	(H)	58-62	L
1/9	Virginia*	(H)	73-76	L
1/12	Maryland*	(A)	67-68	L
1/16	Georgia Tech*	(H)	93-64	W
1/20	North Carolina*	(A)	67-77	L
1/24	#9/9 Duke*	(H)	54-59	L
1/27	Clemson*	(H)	61-73	L
1/30	#11/11 Auburn	(H)	52-55	L
2/3	Wake Forest*	(H)	76-47	W
2/6	#11/8 NC State*	(A)	62-72	L
2/10	#22/21 Virginia*	(A)	59-74	L
2/13	Maryland*	(H)	66-52	W
2/17	Georgia Tech*	(H)	77-74	W
2/22	#23 N. Carolina*	(H)	74-78	L
2/24	#9/8 Duke*	(A)	52-87	L
2/27	Clemson*	(H)	58-75	L
3/4	Maryland*	(N)	65-60	W
3/5	#12/10 Duke**	(N)	65-92	L

\$\$Sun & Fun Classic, Miami, FL
*Tallahassee Democrat Seminole Classic, Tallahassee, FL
*ACC Game
**ACC Tournament, Greensboro, NC

2000-01 (19-12, 9-7 ACC)

11/19	UNC-Asheville	(H)	89-64	W
11/21	Florida	(A)	65-79	L
11/25	Chicago State*	(H)	85-45	W
11/26	Virginia Tech*	(H)	77-57	W
11/28	UCF	(A)	68-37	W
12/2	UT-Chattanooga	(A)	67-72	L
12/10	Mercer	(H)	69-43	W
12/17	St. Francis (NY)	(A)	73-65	W
12/19	Fordham	(A)	73-52	W
12/28	Coppin State	(H)	86-49	W
12/30	#12/12 NC State*	(H)	74-70	W
1/5	Georgia Tech*	(A)	66-65	W
1/8	#5/5 Duke*	(H)	60-73	L
1/10	Maryland*	(H)	69-38	W
1/14	Wake Forest*	(A)	69-79	L
1/18	North Carolina*	(H)	62-75	L
1/21	#20/20 Clemson*	(A)	66-79	L
1/24	#24 Virginia*	(H)	60-58	W
1/29	#24 NC State*	(A)	66-85	L
2/1	#15/16 Xavier*	(A)	72-75	L
2/5	Georgia Tech*	(H)	89-69	W
2/8	#4/4 Duke*	(A)	71-69	W
2/11	Maryland*	(A)	77-65	W
2/15	Wake Forest*	(H)	73-61	W
2/18	UNC (OT)*	(A)	80-78	W
2/22	#22/Clemson*	(H)	49-63	L
2/25	Virginia*	(A)	65-77	L
3/3	Virginia**	(N)	83-77	W
3/4	#4/4 Duke**	(N)	56-72	L
3/16	Tulane*	(N)	72-70	W
3/18	#8/8 Iowa State*	(A)	70-85	L

*Tallahassee Democrat Seminole Classic, Tallahassee, FL
*ACC Game
**ACC Tournament, Greensboro, NC
%NCAA Tournament, Ames, Iowa

2001-02 (13-15, 4-12 ACC)

11/18	Saint Mary's	(N)	78-57	W
11/20	Dayton	(N)	63-60	W
11/24	E Tenn State*	(H)	99-66	W
11/25	Saint Joseph's*	(H)	72-45	L
11/29	#19/18 Florida (OT)	(H)	74-78	L
12/2	Austin Peay	(H)	89-65	W
12/5	Georgia Tech*	(H)	87-78	W
12/7	Jacksonville	(H)	97-51	W
12/9	UCF	(H)	78-42	W
12/16	#25 Auburn	(A)	59-71	L
12/19	Indiana	(A)	62-61	W
12/21	IUPUI	(A)	78-68	W
12/30	Clemson*	(A)	70-74	L
1/2	#19/18 N. Carolina*	(H)	81-93	L
1/6	Maryland*	(A)	50-62	L
1/10	Wake Forest*	(A)	73-77	L
1/17	NC State*	(H)	80-74	W
1/20	Georgia Tech*	(H)	56-73	L
1/23	Virginia*	(A)	62-66	L
1/27	#4/6 Duke*	(H)	80-102	L
1/31	Clemson*	(H)	43-56	L
2/4	#24/23 N. Carolina*	(A)	63-93	L
2/7	Maryland*	(H)	60-55	W
2/9	Wake Forest*	(H)	63-56	W
2/14	NC State*	(A)	60-64	L
2/21	#5/5 Duke*	(A)	55-88	L
2/24	Virginia*	(H)	54-57	L
3/1	#4/4 Duke**	(N)	66-82	L

*Seminole Classic
*ACC Game
**ACC Tournament, Greensboro, NC

2002-03 (17-13, 8-8 ACC)

11/23	Alabama State*	(H)	89-61	W
11/22	Georgia State*	(H)	73-60	W
11/26	Florida	(A)	69-80	L
11/29	Wright State	(H)	84-69	W
12/3	Indiana	(H)	58-47	W
12/7	South Florida	(A)	82-78	W
12/15	Akron	(A)	75-46	W
12/18	Jacksonville	(A)	71-51	W
12/21	Northern Arizona	(A)	69-79	L
12/30	#3/2 Connecticut	(H)	55-74	L
1/2	Wake Forest*	(A)	63-61	W
1/5	UCF	(H)	77-47	W
1/8	NC State*	(H)	64-55	W
1/12	#10/9 N. Carolina*	(H)	53-74	L
1/16	Maryland*	(A)	76-61	W
1/20	Georgia Tech*	(H)	66-47	W
1/23	Virginia*	(H)	55-46	W
1/26	#1/1 Duke*	(A)	63-81	L
1/30	Clemson*	(A)	59-57	W
2/2	W. Forest (OT)*	(H)	62-60	W
2/9	NC State*	(A)	52-57	L
2/13	#8/7 N. Carolina*	(A)	56-72	L
2/16	Maryland*	(H)	61-66	L
2/19	Georgia Tech*	(A)	56-86	L
2/23	Virginia*	(A)	54-63	L
2/27	#2/2 Duke*	(H)	49-70	L
3/2	Clemson*	(H)	68-59	W
3/8	Georgia Tech**	(N)	59-64	L
3/20	Florida Int'l***	(H)	77-51	W
3/23	Auburn***	(A)	57-68	L

*Seminole Classic
*ACC Game
**ACC Tournament, Greensboro, NC
***WNIT

2003-04 (15-15, 7-9 ACC)

11/23	Savannah State	(H)	107-28	W
11/25	#1/1 Connecticut	(A)	53-81	L
11/29	UW-Milwaukee*	(H)	72-70	W
11/30	Harvard*	(H)	96-82	W
12/02	UCF	(A)	72-59	W
12/06	Florida	(H)	60-74	L
12/14	South Florida	(H)	65-58	W
12/20	#22/19 TCU#	(N)	68-81	L
12/21	Fairleigh Dickinson#	(N)	88-77	W
12/27	#17/18 LSU#	(N)	68-75	L
12/29	Troy State	(H)	80-42	W
1/2	Georgia Tech*	(A)	59-66	L
1/5	#1/2 Duke*	(A)	66-79	L
1/8	Clemson*	(A)	68-61	W
1/12	Maryland*	(H)	82-77	W
1/15	Wake Forest*	(A)	81-73	W
1/19	NC State*	(H)	64-79	L
1/23	Virginia (OT)*	(H)	80-82	L
1/25	Georgia Tech*	(H)	62-73	L
2/1	#10/10 N. Carolina*	(A)	60-66	L
2/4	#2/2 Duke*	(H)	80-74	W
2/8	Clemson*	(H)	65-50	W
2/12	Maryland*	(A)	67-76	L
2/16	Wake Forest*	(H)	67-54	W
2/19	NC State*	(A)	55-65	L
2/22	Virginia*	(A)	73-71	W
2/26	#11/11 N. Carolina*	(H)	58-71	L
3/6	Maryland**	(N)	47-62	L
3/17	South Alabama***	(A)	67-61	W
3/21	Richmond***	(A)	77-84	L

*Seminole Classic
#Malibu Beach Classic, Malibu, CA
\$Russell Athletic Shootout, Atlanta, GA
*ACC Game
**ACC Tournament, Greensboro, NC
***WNIT

2004-05 (24-8, 9-5 ACC)

11/19	Xavier	(H)	56-48	W
11/22	Florida	(A)	72-52	W
11/26	Eastern Kentucky*	(H)	70-53	W
11/27	Miami (OH)*	(H)	82-56	W
12/2	Florida A&M	(H)	85-66	W
12/12	New Orleans*	(A)	62-44	W
12/15	Florida Atlantic	(H)	65-40	W
12/18	UT-Arlington	(H)	72-70	W
12/20	Fordham#	(N)	65-51	W
12/21	Towson#	(N)	67-56	W
12/22	UNC-Charlotte#	(N)	83-72	W
12/28	Louisville\$	(N)	69-54	W
12/29	Montana*	(A)	49-60	W
12/31	Colgate	(H)	64-43	W
1/6	Georgia Tech*	(H)	58-59	L
1/9	Miami*	(H)	65-56	W
1/13	Clemson*	(A)	68-57	W
1/16	#15/17 Maryland (OT)*	(H)	95-91	W
1/20	#9/6 N Carolina (OT)*	(H)	79-73	W
1/24	#23/ Va Tech (2OT)*	(A)	81-78	W
1/27	Miami*	(A)	57-62	L
1/31	Virginia*	(H)	62-77	L
2/3	Lipscomb	(A)	73-49	W
2/6	#3/4 Duke*	(A)	64-75	L
2/9	Clemson*	(H)	82-61	W
2/13	Wake Forest*	(A)	71-69	W
2/17	#24/24 NC State*	(A)	43-71	L
2/19	Va Tech (3OT)*	(H)	94-83	W
2/27	Georgia Tech*	(A)	51-49	W
3/5	Virginia** (OT)	(N)	67-71	L
3/20	Richmond**	(N)	87-54	W
3/22	#10/9 Connecticut*	(A)	52-70	L

*Seminole Classic
#San Juan Shootout, San Juan, PR
\$Montana Invitational, Missoula, MT
*ACC Game
**ACC Tournament, Greensboro, NC
%NCAA Tournament, Storrs, CT

2005-06 (20-10, 10-4 ACC)

11/18	Georgia Southern	(H)	82-57	W
11/20	Washington	(H)	69-71	L
11/23	Florida	(H)	82-76	W
11/26	W. Carolina*	(H)	75-67	W
11/27	Montana*	(H)	69-56	W
12/2	Mississippi State	(H)	75-59	

YEAR-BY-YEAR RESULTS

2/8	Miami*	(A)	75-59	W
2/13	#8/7 N. Carolina*	(H)	77-70	W
2/19	Clemson*	(A)	75-58	W
2/22	Miami*	(H)	59-58	W
2/24	#22/19 Virginia*	(H)	63-68	L
3/1	Wake Forest*	(A)	58-47	W
3/6	Boston College**	(N)	83-71	W
3/7	#8/10 Duke**	(N)	57-75	L
3/21	North Carolina A&T*	(N)	83-71	W
3/23	#19/ Arizona State*	(N)	58-63	L

#Colorado State Rocky Mountain Invitational (Fort Collins, Colo.)
 & Caribbean Classic (Cancun, Mexico)
 *ACC Games
 **ACC Tournament (Greensboro, NC)
 %NCAA Tournament (Duluth, Ga.)

2009-10 (29-6, 12-2 ACC)

11/13	North Florida	(H)	79-50	W
11/17	Florida	(A)	66-62	W
11/20	Stetson	(H)	101-35	W
11/22	Georgia State	(A)	66-53	W
11/27	Auburn	(H)	82-67	W
11/29	Missouri	(H)	73-66	W
12/3	Indiana	(A)	78-50	W
12/6	Alcorn State	(H)	78-50	W
12/16	UCF	(A)	70-58	W
12/19	UTSA#	(N)	65-60	W
12/20	DePaul#	(N)	60-75	L
12/21	Hawaii#	(N)	83-39	W
12/28	#1/1 Connecticut	(H)	59-78	L
12/30	Western Carolina	(H)	80-47	W
1/3	Temple	(H)	77-64	W
1/7	#19/19 Virginia*	(H)	68-50	W
1/10	Miami*	(A)	70-78	L
1/14	Clemson*	(A)	80-50	W
1/17	NC State*	(H)	74-71	W
1/21	Harvard	(H)	96-52	W
1/24	Boston College*	(H)	85-64	W
1/29	#7/7 Duke*	(A)	43-73	L
2/1	#13/15 North Carolina*	(A)	83-73	W
2/7	Wake Forest*	(H)	83-38	W
2/11	Clemson*	(H)	67-50	W
2/15	Georgia Tech*	(A)	69-59	W
2/18	Virginia Tech*	(H)	78-68	W
2/22	#18/18 Virginia*	(A)	59-58	W
2/25	Miami*	(H)	87-62	W
2/28	Maryland*	(A)	94-61	W
3/5	Boston College**	(N)	60-67	L
3/20	Louisiana Tech	(N)	75-61	W
3/22	St. John's (OT)!	(N)	66-65	W
3/28	Mississippi State!	(N)	74-71	W
3/30	#1/1 Connecticut%	(N)	50-90	L

#Duel in the Desert (Las Vegas, Nev.)
 *ACC Games
 **ACC Tournament (Greensboro, NC)
 !NCAA Tournament 1st and 2nd Rounds (Tallahassee, Fla.)
 %NCAA Tournament (Dayton, Ohio)

2010-11 (24-8, 11-3 ACC)

11/12	Alabama State	(H)	89-39	W
11/15	Auburn	(A)	67-61	W
11/18	Colorado State	(H)	63-52	W
11/21	Vanderbilt	(H)	72-66	W
11/26	Alabama#	(N)	68-61	W
11/27	Arizona State#	(N)	65-55	W
12/1	#25 Michigan State	(H)	64-72	L
12/4	Western Carolina	(N)	68-48	W
12/12	Jacksonville State	(H)	87-39	W
12/15	UCF	(H)	69-51	W
12/18	Yale	(A)	85-91	L
12/21	#1/1 Connecticut	(A)	62-93	L
12/28	Florida	(H)	74-72	W
12/30	Stetson	(H)	92-44	W
1/2	Missouri	(A)	75-43	W
1/6	Virginia Tech*	(A)	79-48	W
1/9	Virginia*	(H)	61-51	W
1/14	#3/3 Duke*	(H)	70-87	L
1/20	Clemson*	(A)	83-73	W
1/24	#22/17 Miami*	(H)	66-59	W
1/27	Boston College*	(A)	102-93	W
1/30	NC State*	(A)	76-69	W
2/2	#12/15 North Carolina*	(H)	75-84	L
2/7	Virginia*	(A)	78-74	L
2/11	Georgia Tech*	(H)	73-60	W
2/18	Wake Forest*	(A)	82-79	W
2/20	#17/6 Maryland*	(H)	72-66	W
2/24	#14/12 Miami*	(A)	68-84	L
2/27	Clemson*	(H)	67-50	W
3/4	#19/19 North Carolina**	(N)	65-78	L
3/20	Samford%	(N)	76-46	W
3/22	Georgia%	(N)	59-61	L

#Junkanoo Jam (Grand Bahama Island, Bahamas)
 *ACC Games
 **ACC Tournament (Greensboro, N.C.)
 %NCAA Tournament 1st and 2nd Rounds (Auburn, Ala.)

2011-12 (14-17, 6-10 ACC)

11/11	USF (1)	(N)	62-49	W
11/12	Minnesota (1)	(N)	68-56	W
11/13	Arkansas (1)	(N)	52-55	L
11/17	Florida	(A)	58-72	L
11/21	Georgia State	(H)	94-74	W
11/25	#11/12 Louisville	(H)	76-85	L
11/27	Nebraska	(H)	63-66	L
11/30	#17/18 Ohio State (OT) (2)	(A)	75-78	L
12/4	Charlotte	(H)	64-62	W
12/10	Akron	(A)	90-64	W
12/19	Alabama A&M	(H)	86-41	W

12/22	#25/23 Vanderbilt	(A)	59-64	L
12/28	Yale	(H)	92-58	W
12/30	UCF	(A)	60-47	W
1/2	#5/5 Maryland*	(H)	70-91	L
1/5	Clemson*	(H)	59-47	W
1/8	Virginia Tech*	(A)	75-40	W
1/13	#7/6 Duke*	(A)	66-73	L
1/15	#13/11 Miami*	(H)	57-60	L
1/19	Boston College*	(A)	68-59	W
1/22	Georgia Tech*	(H)	55-79	L
1/27	NC State*	(A)	67-64	W
1/29	Virginia*	(A)	52-62	L
2/5	Virginia Tech*	(H)	78-60	W
2/9	Wake Forest*	(A)	55-65	L
2/12	#5/5 Duke*	(H)	57-67	L
2/15	North Carolina*	(H)	66-71	L
2/19	#6/6 Miami*	(A)	60-67	L
2/23	Clemson*	(A)	74-52	W
2/26	Virginia*	(H)	57-66	L
3/1	NC State**	(N)	71-74	L

1 WBI Tipoff Classic (Daytona Beach, Fla.)
 2 Big Ten/ACC Challenge
 *ACC Games
 **ACC Tournament (Greensboro, N.C.)

2012-13 (23-10, 11-7 ACC)

11/11	Samford	(H)	77-42	W
11/15	Florida	(H)	98-67	W
11/18	Stetson	(H)	77-44	W
11/23	Eastern Kentucky (1)	(N)	90-51	W
11/24	#17 Vanderbilt (1)	(N)	73-59	W
11/28	Iowa (2)	(H)	83-69	W
12/2	Charlotte	(A)	70-54	W
12/8	#22 Nebraska	(A)	77-78	L
12/15	Grambling State	(H)	96-60	W
12/19	Mercer	(H)	94-42	W
12/22	UNC Greensboro	(A)	93-63	W
12/30	Boston College*	(H)	76-70	W
1/3	Georgia Tech*	(A)	85-78	W
1/6	#8 Maryland*	(A)	64-71	L
1/10	Wake Forest*	(H)	72-80	L
1/13	#24 Miami*	(H)	86-55	W
1/17	Boston College*	(A)	67-57	W
1/20	NC State*	(A)	82-74	W
1/25	Georgia Tech*	(H)	76-71	W
1/27	Virginia Tech*	(H)	70-56	W
1/31	#11 North Carolina*	(A)	62-72	L
2/3	Clemson*	(H)	83-61	W
2/10	Miami*	(A)	93-78	W
2/14	NC State*	(H)	69-76	L
2/17	#14 North Carolina*	(H)	80-73	W
2/22	#4 Duke*	(A)	50-61	L
2/24	Virginia Tech*	(A)	52-71	L
2/28	#9 Maryland*	(H)	72-71	W
3/3	Virginia*	(A)	60-72	L
3/8	Miami*	(N)	70-58	W
3/9	#6 Duke**	(N)	66-72	L
3/24	Princeton!	(N)	60-44	W
3/26	#1 Baylor!	(N)	47-85	L

1 San Juan Shootout (San Juan, Puerto Rico)
 2 Big Ten/ACC Challenge
 *ACC Games
 **ACC Tournament (Greensboro, N.C.)
 !NCAA Tournament 1st and 2nd Rounds (Waco, Texas)

2013-14 (21-12, 7-9 ACC)

11/8	UNC Greensboro	(H)	93-59	W
11/13	Cincinnati	(A)	63-58	W
11/17	Prairie View A&M	(H)	88-37	W
11/21	Florida	(A)	76-68	W
11/24	#4/3 Louisville	(A)	59-69	L
11/29	Stetson	(H)	79-49	W
12/1	Miami-Ohio	(A)	71-62	W
12/4	RV/25 Michigan State	(H)	60-58	W
12/8	Jacksonville	(H)	71-33	W
12/16	North Florida	(H)	61-42	W
12/20	Pacific	(N)	73-66	W
12/21	Long Beach State	(A)	72-57	W
12/28	UT Martin	(H)	76-53	W
1/2	Pittsburgh*	(A)	78-69	W
1/9	Miami*	(A)	68-63	W
1/12	#13/12 North Carolina*	(H)	61-65	L
1/16	#20/21 NC State*	(A)	57-80	L
1/19	Virginia*	(A)	68-85	L
1/23	#3/3 Duke*	(H)	77-85	L
1/26	Virginia Tech*	(H)	70-54	W
2/2	Wake Forest*	(A)	54-78	L
2/6	#2/2 Notre Dame*	(H)	60-81	L
2/9	Boston College*	(H)	72-55	W
2/13	Syracuse*	(A)	83-59	W
2/16	Miami*	(H)	73-76	L
2/20	#8/9 Maryland*	(A)	77-87	L
2/23	Clemson*	(A)	59-43	W
2/27	Georgia Tech*	(H)	78-86	L
3/2	Virginia*	(H)	82-70	W
3/6	Miami*	(N)	72-67	W
3/7	Notre Dame**	(N)	57-83	L
3/22	Iowa State!	(A)	55-44	W
3/24	Stanford!	(N)	44-63	L

*ACC Games
 **ACC Tournament (Greensboro, N.C.)
 !NCAA Tournament 1st and 2nd Rounds (Ames, Iowa)

2014-15 (32-5, 14-2 ACC)

11/14	UAB	(H)	92-62	W
11/18	Bethune-Cookman	(H)	103-34	W
11/21	Eastern Illinois (1)	(N)	91-55	W
11/23	Massachusetts (1)	(N)	73-47	W
11/27	Washington (2)	(N)	68-80	L
11/28	Furman (2)	(N)	94-63	W
11/29	Hartford (2)	(N)	69-59	W
12/3	Purdue (3)	(A)	67-64	W
12/7	Florida	(H)	77-51	W
12/14	Temple	(A)	66-62	W
12/16	North Florida	(H)	79-58	W
12/19	Savannah State	(H)	97-51	W
12/22	Tulane	(A)	65-54	W
12/29	Jacksonville	(H)	73-46	W
1/2	#4/4 Notre Dame*	(A)	68-74	L
1/8	Clemson*	(A)	82-52	W
1/11	#13/12 Duke*	(H)	74-58	W
1/15	Pitt*	(H)	58-43	W
1/18	Virginia Tech*	(A)	59-44	W
1/22	#4/4 Louisville*	(H)	68-63	W
1/25	Wake Forest*	(H)	110-80	W
1/30	Georgia Tech*	(A)	82-62	W
2/2	#23/22 Syracuse*	(H)	62-52	W
2/8	Miami*	(H)	80-60	W
2/12	#17/14 North Carolina*	(A)	63-71	L
2/15	Virginia*	(A)	65-56	W
2/19	Clemson*	(H)	81-38	W
2/22	Boston College*	(A)	86-68	W
2/26	NC State*	(H)	72-52	W
3/1	at Miami*	(A)	69-55	W
3/6	Virginia Tech**	(N)	82-43	W
3/7	#10/10 Louisville**	(N)	66-51	L
3/8	#2/2 Notre Dame**	(N)	58-71	L
3/21	Alabama State!	(H)	91-49	W
3/23	#20/21 FGCU!	(H)	65-47	W
3/27	#9/9 Arizona State!!	(N)	66-65	W
3/29	#3/4 South Carolina!!	(N)	74-80	L

1 North Texas Tournament (Denton, Texas)
 2 Cancun Challenge (Riviera Maya, Mexico)
 3 Big Ten/ACC Challenge
 *ACC Games
 **ACC Tournament (Greensboro, N.C.)
 !NCAA Tournament 1st and 2nd Rounds (Tallahassee, Fla.)
 !! NCAA Tournament Sweet 16 & Elite Eight (Greensboro, N.C.)

2015-16 (25-8, 13-3 ACC)

11/16	Florida	(A)	72-82	L
11/19	Tulane	(H)	78-72	W
11/22	UAB	(H)	84-44	W
11/24	UNF	(H)	80-28	W
11/27	LIU-Brooklyn (1)	(A)	78-42	W
11/28	Sam Houston State (1)	(N)	94-37	W
12/3	Rutgers (2)	(H)	65-43	W
12/6	Temple	(H)	75-47	W
12/11	Connecticut (3)	(N)	49-73	L
12/15	Mercer	(H)	79-36	W
12/19	Murray State	(H)	101-59	W
12/21	Arizona State	(A)	56-68	L
12/28	Jacksonville	(H)	77-60	W
1/7	Louisville*	(A)	69-79	L
1/7	Boston College*	(H)	75-42	W
1/10	Georgia Tech*	(H)	75-69	W
1/14	Clemson*	(A)	85-40	W
1/17	Pitt*	(A)	66-55	W
1/21	Virginia*	(H)	70-48	W
1/24	Miami*	(A)	69-58	W
1/28	Wake Forest*	(A)	96-55	W
1/31	Virginia Tech*	(H)	68-50	W
2/7	Clemson*	(H)	75-56	W
2/11	Duke*	(A)	69-53	W
2/14	North Carolina*	(H)	94-63	W
2/18	Syracuse*	(A)	73-83	L
2/22	Notre Dame*	(H)	66-73	L
2/25	NC State*	(A)	56-52	W
2/28	Miami*	(H)	70-67	W
3/4	Miami**	(N)	56-74	L
3/19	Middle Tennessee!	(N)	72-55	W
3/21	Texas A&M!	(A)	74-56	W
3/26	Baylor!	(N)	58-78	L

1 LIU Turkey Classic (Brooklyn, N.Y.)
 2 Big Ten/ACC Challenge
 3 Hall of Fame Women's Holiday Showcase (Uncasville, Conn.)
 *ACC Games
 **ACC Tournament (Greensboro, N.C.)
 !NCAA Tournament 1st and 2nd Rounds (College Station, Texas)
 !! NCAA Tournament Sweet 16 (Dallas, Tx

RADIO/TV INFORMATION

2019-20 FSU WOMEN'S BASKETBALL REGULAR SEASON HOME TV SCHEDULE

DATE	OPPONENT	LOCATION	TIME (EST)
Tuesday, Nov. 5	Charleston Southern	Tallahassee, Fla.	7 p.m. (ACCNX)
Wednesday, Nov. 13	Jacksonville	Tallahassee, Fla.	7 p.m. (ACCNX)
Sunday, Nov. 17	Samford	Tallahassee, Fla.	2 p.m. (ACCNX)
Thursday, Dec. 5	Michigan State	Tallahassee, Fla.	8 p.m. (ACC Network)
Sunday, Dec. 15	St. John's	Tallahassee, Fla.	2 p.m. (ACC Network)
Wednesday, Dec. 18	UNF	Tallahassee, Fla.	7 p.m. (ACCNX)
Sunday, Dec. 29	Virginia Tech*	Tallahassee, Fla.	2 p.m. (RSN)
Thursday, Jan. 9	Georgia Tech*	Tallahassee, Fla.	7 p.m. (ACCNX)
Sunday, Jan. 12	UNC*	Tallahassee, Fla.	2 p.m. (ACCNX)
Sunday, Jan. 26	Miami*	Tallahassee, Fla.	2 p.m. (ACC Network)
Thursday, Jan. 30	Boston College*	Tallahassee, Fla.	7 p.m. (ACCNX)
Sunday, Feb. 9	Virginia*	Tallahassee, Fla.	12 p.m. (ACC Network)
Thursday, Feb. 20	Wake Forest*	Tallahassee, Fla.	7 p.m. (ACCNX)
Thursday, Feb. 27	Clemson*	Tallahassee, Fla.	7 p.m. (RSN)
Sunday, Mar. 1	Notre Dame*	Tallahassee, Fla.	2 p.m. (ESPN2/ACC Network)

He is no stranger to the game day setup that is involved from many angles, having worked for Seminole Productions as a play-by-play announcer, color analyst, side-line reporter, game day host and on the production team. Like many aspiring students who looked to gain experience in sports and media production, Massoudi has taken advantage of what Florida State Athletics has to offer. His play-by-play experience on the ACC Network



Extra and ACC Network includes calling Florida State football, men's and women's basketball, tennis, baseball and other sports. He has called well over 100 games on the ACC Network Extra and ACC Network, which is produced by Seminole Productions, over the last five years.

Massoudi, who is from Tallahassee and attended Lincoln High School, has also worked as a studio host and halftime analyst for the ACC Network Extra. He gained valuable experience as a student working on video features about Florida State Athletics that were aired as part of the weekly Seminole Sports Magazine show on Saturday mornings on Sun Sports. The show is now called Noles All-Access.

Joining Massoudi will be color analyst Melissa Bruner. Bruner is the women's basketball Director of Basketball Operations and is in her 13th season providing radio and TV analysis for the Seminoles. Bruner also serves as a color analyst for many of Florida State's ACC Network Extra matchups at home, breaking down each game and giving off her insightful and introspective knowledge of FSU Women's Basketball.

2019-20 FSU WOMEN'S BASKETBALL ON THE RADIO AT WQTL-FM 106.1

Florida State fans can follow the Seminoles whether on the road or at home on the radio station for FSU Women's Basketball - WQTL (106.1 FM). Every regular season and postseason game can be heard throughout the season, as well as pre-game talk and post-game interviews with head coach Sue Semrau, her coaching staff and a few selected student-athletes.

Ariya Massoudi begins his third full season as the official play-by-play man of the Florida State Women's Basketball team. For Massoudi, who has received both his Bachelors of Arts in Digital Media Production and Sports Management, he gets a chance to work with a program that he is quite familiar with.

2019-20 PHOTO ROSTER



0

BIANCA JACKSON
6, 5-11, R-SO.
Montgomery, Ala.
Brewbaker Tech Magnet High



1

RIVER BALDWIN
C, 6-5, FR.
Andalusia, Ala.
Pleasant Home High



2

SAMMIE PUIASIS
G, 6-1, FR.
Mason, Ohio
William Mason High



3

SAYAWNI LASSITER
G, 5-10, R-SO.
Dorchester, Mass.
Newton North High



4

AMAYA BROWN
G, 5-11, SO.
Albuquerque, N.M.
Cibola High



10

KOURTNEY WEBER
G, 5-10, SO.
New Orleans, La.
Ursuline Academy



12

NICKI EKHOMU
G, 5-9, SR.
Bolingbrook, Ill.
Joliet Catholic Academy



13

NAUSIA WOOLFOLK
G, 5-9, SR.
Fort Valley, Ga.
Peach County High



15

KIAH GILLESPIE
F, 6-2, R-SR.
Meriden, Conn.
Capital Prep Magnet High



24

MORGAN JONES
G, 6-2, SO.
Jonesboro, Ga.
Our Lady of Mercy High



31

SAVANNAH WILKINSON
F, 6-0, JR.
London, England
Barking Abbey



32

VALENCINA MYERS
F, 6-3, SO.
Solon, Ohio
Solon High



33

IZABELA NICOLETTI
G, 5-10, R-FR.
Americana, Sao Paulo, Brazil
Neuse Christian Academy



34

LONDON CLARKSON
F, 6-2, FR.
Pflugerville, Texas
Pflugerville High



SUE SEMRAU
HEAD COACH
23rd Season



BROOKE WYCKOFF
ASSOCIATE HEAD COACH
9th Season



JOY MCCORVEY
ASSISTANT COACH
2nd Season



JC CARTER
ASSISTANT COACH
2nd Season

SEMINOLES

2019-20 WOMEN'S BASKETBALL

Tue., Nov. 5	Charleston Southern	Tallahassee, Fla.	7 p.m.	ACCNX
Sat., Nov. 9	at LSU	Baton Rouge, La.	2 p.m.	SECN+
Wed., Nov. 13	Jacksonville	Tallahassee, Fla.	7 p.m.	ACCNX
Sun., Nov. 17	Samford	Tallahassee, Fla.	2 p.m.	ACCNX
Sat., Nov. 23	at UIC	Chicago, Ill.	1 p.m.	
Tue., Nov. 26	at Florida	Gainesville, Fla.	6 p.m.	SECN+
Maggie Dixon Classic				
Sun. Dec. 1	vs. Texas A&M	Fort Worth, Texas	8:30 p.m.	FS1
Big Ten-ACC Challenge				
Thu., Dec. 5	Michigan State	Tallahassee, Fla.	8 p.m.	ACCN
Sun., Dec. 8	at Clemson*	Clemson, S.C.	12 p.m.	FSFlorida
Sun., Dec. 15	St. John's	Tallahassee, Fla.	2 p.m.	ACCN
Wed., Dec. 18	UNF	Tallahassee, Fla.	7 p.m.	ACCNX
Basketball Hall of Fame Women's Showcase				
Sun., Dec. 22	vs. Michigan	Uncasville, Conn.	1:30 p.m.	ACCN
Sun., Dec. 29	Virginia Tech*	Tallahassee, Fla.	2 p.m.	FSFlorida
Thu., Jan. 2	at Syracuse*	Syracuse, N.Y.	8 p.m.	ACCN
Sun., Jan. 5	at Miami*	Miami, Fla.	2 p.m.	FSFlorida
Thu., Jan. 9	Georgia Tech*	Tallahassee, Fla.	7 p.m.	ACCNX
Sun., Jan. 12	North Carolina*	Tallahassee, Fla.	2 p.m.	ACCNX
Thu., Jan. 16	at NC State*	Raleigh, N.C.	6 p.m.	ACCN
Thu., Jan. 23	at Wake Forest*	Winston-Salem, N.C.	7 p.m.	ACCNX
Sun., Jan. 26	Miami*	Tallahassee, Fla.	2 p.m.	ACCN
Thu., Jan. 30	Boston College*	Tallahassee, Fla.	7 p.m.	ACCNX
Sat., Feb. 1	at Pittsburgh*	Pittsburgh, Pa.	5 p.m.	ACCNX
Thu., Feb. 6	at Louisville*	Louisville, Ky.	8 p.m.	ACCN
Sun., Feb. 9	Virginia*	Tallahassee, Fla.	12 p.m.	ACCN
Sun., Feb. 16	at Duke*	Durham, N.C.	1 p.m.	ESPN2/ACCN
Thu., Feb. 20	Wake Forest*	Tallahassee, Fla.	7 p.m.	ACCNX
Sun., Feb. 23	at Georgia Tech*	Atlanta, Ga.	4 p.m.	ACCN
Thu., Feb. 27	Clemson*	Tallahassee, Fla.	7 p.m.	FSFlorida
Sun., Mar. 1	Notre Dame*	Tallahassee, Fla.	2 p.m.	ESPN2/ACCN
Mar. 4-8	at ACC Tournament	Greensboro, N.C.	TBA	TBA

Home | Away | *ACC game | All dates and times (ET) subject to change.



SEMINOLES.COM

 FSUWBB  FSU_WBASKETBALL