

BAND

TO

GET

THE

EP





TABLE OF CONTENTS

This is FSU Women's Hoops.....	2-3	2014-15 Season Feats	48-49
Among the Elite	4-5	2014-15 Results	50-51
Creating the Culture	6-7	2014-15 Highs and Lows.....	52-53
Media Exposure.....	8-9	In Memory.....	54-56
By The Numbers.....	10-12	Hall of Fame	57-59
WNBA Connections.....	13-15	Retired Numbers	60
Florida State Basketball Milestones.....	16-19	All-Americans	61
The FSU Offseason.....	20-23	USA National Teams.....	62
2015-16 FSU Quick Facts	24	Conference Awards	63
2015-16 Florida State Roster	25	Academic Awards	64
2015-16 Season Preview	26	Letterwinners.....	65
Player Bios	27-37	All-Time Jersey Numbers	66
Adut Bulgak	27	Postseason History.....	67-69
Emiah Bingley	28	Conference History.....	70-71
Leticia Romero	29	Vs. Ranked Opponents	72-73
Brittany Brown	30	Records	74-92
Shakayla Thomas.....	31	Individual Season Records.....	74-75
Ivey Slaughter	32	Individual Career Records.....	76
Ama Degbeon	33	Team Records	77
Kai James.....	34	Miscellaneous Records	78
Rachel Antoniadou	35	Year-By-Year Leaders	79-80
Maria Conde	36	Coaching Records.....	81-82
Imani Wright	37	Series Records	83-88
Coaches/Staff/Administration	38-47	Year-By-Year Results	89-92
Head Coach Sue Semrau	38-41	Radio/TV Information.....	93
Assoc. Head Coach Lance White.....	42	2015-16 FSU Photo Roster	94
Assistant Coach Brooke Wyckoff.....	43		
Assistant Coach Danielle Atkinson.....	44		
Director of Operations Melissa Bruner..	45		
Support Staff.....	46		
Administration.....	47		



MEDIA GUIDE CREDITS: The 2015-16 Florida State Women's Basketball Media Guide is a publication of the FSU Sports Information Office. Written and edited by Steve Stone, with editing and research assistance by the FSU Sports Information office. Covers and page template designed by Grant Hawkins Design as well as Ron Sachs Media. Page layout designed by Steve Stone. Featured Photographers: Ryals Lee, Mike Olivella, Larry Novoy, Ross Obley, Jeremy Esbrandt, Perrone Ford, FSU Photo Lab: Michelle Edmunds and Bill Lax, NBA Photos, Steve Musco, John Neiser, Chad Morris, David Barfield, Josh Lawhorn USA Basketball, Dennis Hubbard, Ron Sachs Media Group and USA TODAY Sports Images.



Front Row (L. to R.): Junior Kai James, junior Leticia Romero, freshman Maria Conde, freshman Rachel Antoniadou, sophomore Ama Degbeon, senior Adut Bulgak, senior Emiah Bingley, junior Brittany Brown, junior Ivey Slaughter, student assistant Gabby Bevilard, redshirt sophomore Imani Wright, sophomore Shakayla Thomas
Back Row (L. to R.): Graduate Assistant Morgan Toles, Graduate Assistant Tristin Linville, Athletic Trainer Emily Hutcherson, Director of Operations Melissa Bruner, Assistant Coach Danielle Atkinson, Head Coach Sue Semrau, Assistant Coach Brooke Wyckoff, Associate Head Coach Lance White, Video Coordinator Clifton Williams, Strength and Conditioning Coach Dave Plettl, Director of Recruiting Operations Brice Littlepage



THIS IS FSU WOMEN'S HOOPS



4/7

In just the last two seasons, Florida State has produced **FOUR** different win streaks of at least **SEVEN** games.



4/7

FSU has finished in the Top 15 of the AP Poll in **FOUR** of the last **SEVEN** seasons.



85

Over the past eight seasons, FSU has spent **85** weeks in the AP Top 25.



14

Over the past eight seasons, FSU has spent **14** weeks in the AP Top 10.



29

Coach Sue has led FSU to **29** AP Top 25 wins in her Seminole coaching career.



17

The Seminoles begin the 2015-16 season with a **17**-game win streak at the Donald L. Tucker Center.



7

In 2014-15, FSU was one of just seven schools to reach 30 or more wins.



THIS IS FSU WOMEN'S HOOPS



11

The Seminoles are one of just 11 NCAA programs to make the NCAA Elite Eight multiple times since 2010.



.719

Over the last seven years, FSU has recorded a .719 win percentage (169-66) and has also gone 73-35 in the ACC.



60/70

Heading into the 2015-16 season, the Seminoles have out-rebounded their opponents in 60 of the last 70 games.



AMONG THE ELITE



In the 2014-15 season, Florida State solidified its claim as one of the nation's top programs:

- Ranked seventh in the final USA Today Poll on April 8, marking FSU's highest final ranking ever.
- Reached the NCAA Elite Eight for the second time in school history with a 66-65 win over No. 3 seed Arizona State.
- Was the only Division I men's or women's team to out-rebound every opponent in the regular season. FSU out-rebounded its opponents in 36 of its 37 games played overall.
- Finished 18-3 in non-conference play and boasted an average scoring margin of +20.2 against opponents outside of ACC play.
- The Seminoles held a double-digit lead in 25 of their last 27 games played, including a stretch of 22 straight games. Overall, FSU won 27 of their 32 games by double digits.
- The Seminoles earned a school-record six AP Top 25 victories (No. 13 Duke, No. 25 Syracuse, No. 4 Louisville, No. 10 Louisville, No. 20 FGCU and No. 9 Arizona State). Three of those nationally-ranked wins were against Top 10 opponents.



AMONG THE ELITE



School records were shattered in what was an awe-inspiring 2014-15 season:

- Broke the school record for most wins after finishing 32-5. FSU broke the first Elite Eight team's 29-6 mark in 2009-10.
- Finished undefeated at the Donald L. Tucker Center in the regular season (14-0) for the first time in program history.
- Reached the ACC championship game for the first time in program history.
- Earned a No. 2 seed in the NCAA Tournament, its highest seed ever.
- Shattered the single-season school records for total offensive rebounds (625), defensive rebounds (986) and total rebounds (1,611).
- Set a program record for its longest win streak in ACC play, winning nine consecutive conference games from Jan. 8-Feb. 8.



CREATING THE CULTURE



The Donald L. Tucker Center is an entertaining venue to watch women's basketball:

- Florida State is coming off a season where it drew over 50,000 fans (50,478) to its home venue at the Donald L. Tucker Center.
- FSU's fan total was the 36th-highest in the nation, averaging out to 3,155 fans per game.
- The Seminoles averaged 1,007 more fans than the previous season of 2013-14, the sixth largest increase in the nation. The great improvement is a sign that Seminole fans are fully embracing the quality play from the program.
- The Donald L. Tucker Center has been a difficult place for opponents to play, as evidenced by FSU's current 17-game home win streak heading into the 2015-16 season.
- The 2014-15 season witnessed FSU go undefeated at home with a 16-0 record, including two wins in the NCAA First and Second Rounds where an average of 5,154 flooded the Tucker Center.



CREATING THE CULTURE



The demand for FSU Women's Basketball is higher than ever:

- The Donald L. Tucker Center has become a trendy place in Tallahassee to watch FSU Women's Basketball. The success of the program has allowed gameday attendance to spike over the last year.
- For the first time in program history, reserved seating is being offered for fans who are looking to secure the best seats in the facility. By the team's home opener on Nov. 19 against Tulane, reserved seating tickets are expected to surpass well over 1,000.
- The Seminoles are expected to entertain their fans once again this season, earning as high as a No. 6 ranking in the Sporting News preseason publication.



MEDIA EXPOSURE



FSU Women's Hoops has generated plenty of publicity through local and national media:

- Through the consistent coverage of local media outlets such as The Tallahassee Democrat, WTXL, WCTV, the FSView, Seminoles.com and more, the Florida State Women's Basketball program is always in the news.
- During the season, FSU Women's Basketball student-athletes and coaches hold weekly interview sessions at the Basketball Training Center. The interviews serve as a way to fulfill demand by the media and a chance for student-athletes to refine their public speaking skills.
- In the 2014-15 season, national outlets including ESPNW spotlighted various Seminoles and featured FSU prominently on its run to the NCAA Elite Eight.
- One of the most highlighted stories of last year was the inspiring play of Gabby Bevilard, who made a 3-pointer against Clemson in honor of her late mother who passed away from cancer. Bevilard had previously retired from the game in the 2014 preseason due to her fourth ACL tear, but was allowed to suit up one last time.



MEDIA EXPOSURE



Playing on ESPN-affiliated networks has become the norm at Florida State:

- The Seminoles enter the 2015-16 season having 48 of their last 70 games televised. Their last six games during their NCAA Elite Eight run last year were all televised nationally or regionally on ESPN or ESPN2.
- This upcoming season features a regular-season slate where 24 of FSU's 29 games are being televised. The Seminoles will enjoy 15 games exclusively on ESPN3, four games on ESPN2, two games on the ACC's regional sports networks, two on ESPNU and one on the SEC Network.
- One of the marquee televised games for the Seminoles is a Feb. 22 home date with defending ACC champion Notre Dame. The contest will serve as part of ESPN2's Big Monday package and will also be the signature game of the network's Play4Kay initiative.
- FSU is projected to enjoy a three-year span through the 2015-16 regular season where 72 of its last 99 games have been televised.



BY THE NUMBERS



2

Florida State Women's Basketball is home to **TWO ACC Regular Season Titles**



3

The 'Noles boast **THREE** ACC Postgraduate Scholarship recipients, including 2011 ACC Defensive Player of the Year Christian Hunnicutt



4

FOUR Seminoles have averaged 20 or more points per game in a season, led by career scoring leader Sue Gal-kantas



BY THE NUMBERS



6 Finished in the Top 25 of national polls **SIX** times



10 NCAA Tournament appearances in the last 11 years



7 Players with 200 or more career steals



10 Selections to the All-ACC Defensive Team



9 Seasons with 20 or more wins under Sue Semrau



12 Consecutive victories in the NCAA First Round



BY THE NUMBERS



17 All-Americans in program history



29 AP Top 25 victories under Head Coach Sue Semrau



24 Consecutive wins vs. non-conference teams at home



31 Members of the 1,000 career point club



26 Games with 100+ points in program history



43 'Noles have earned All-ACC accolades



WNBA CONNECTIONS



Second-year WNBA forward Natasha Howard helped the Indiana Fever reach the 2015 WNBA Finals. She finished 8-for-8 vs. the Minnesota Lynx in the five-game series.



TIDBITS ABOUT TASHA'S PICK

- Highest WNBA pick in school history.
- Ninth Seminole drafted in the WNBA.
- First Seminole chosen by the Indiana Fever.
- Merely 3 1/2 hours away from her hometown of Toledo, Ohio.
- One of seven first-round draft picks from the ACC in 2014.



WNBA CONNECTIONS

Florida State's Coaches Have Produced:

- 24 Past and Present WNBA Players
- 3 WNBA Champions
- 1 WNBA Most Valuable Player
- 1 WNBA Sixth Woman of the Year

WNBA Players By Position:

Point Guards:

- Keisha Anderson
- Erin Grant
- Tamara Moore

Wings:

- Mara Freshour
- Tanae Davis-Cain
- Alicia Gladden
- Roneeka Hodges
- Tia Paschal
- Jia Perkins
- April Sykes
- Sheryl Swoopes

Versatile Forwards:

- Jacinta Monroe
- Britany Miller
- Brooke Wyckoff
- Latavia Coleman
- Levys Torres
- Michi Atkins
- Keitha Dickerson
- Plenette Pierson
- Alicia Thompson
- Natasha Howard

Centers:


- Angie Brazier
- Cisti Greenwalt
- Cierra Bravard

Additional Accolades:

- 5 Gold Medals
- 2 NCAA Champions
- 14 All-Americans
- 3 Conference Players of the Year

RECENT OVERSEAS PROFESSIONAL PLAYERS:

- Leonor Rodriguez (Spain)
- Chelsea Davis (Spain)
- Demetress Adams (Spain)
- Britany Miller (Spain)
- Cierra Bravard (Spain)
- Ilona Burgova (Czech Republic)
- Ashley Gayle (Bulgaria)
- Alicia Gladden (Poland, Serbia)
- Alysha Harvin (Spain, Iceland)
- Rashidat Junaid (Russia)
- Jacinta Monroe (Spain, China, France)
- Courtney Ward (Italy)
- Roneeka Hodges (Spain, Turkey)
- Cheetah Delgado (Puerto Rico)
- Morgan Jones (Puerto Rico)





WNBA CONNECTIONS



There aren't many women's basketball teams that can tout 10-year WNBA veterans among its alumni. Florida State can count a couple during Sue Semrau's tenure. In addition to current assistant coach Brooke Wyckoff, who spent nine years in the WNBA, Roneeka Hodges just completed her 11th season in the American professional league.

The 2005 Florida State graduate began her career with the Houston Comets (2005-08) before spending time with the Minnesota Lynx (2009), San Antonio Silver Stars (2010-11), the Indiana Fever (2012), the Tulsa Shock (2012-14) and the Atlanta Dream (2015).

Hodges, a 5-11 guard, was traded to the Shock halfway through the 2012 season, and started 16 games for the squad while averaging 10.5 ppg.

"I've been lucky," Hodges said. "I've had great seasons, and I'm very grateful for the opportunity. I'm thankful for the opportunity Coach Sue and FSU gave me. (Being the star at FSU) got me seen and got me known. It sparked my career."

Hodges transferred to the Seminoles from LSU in 2004. Her one season with the Noles was a memorable one. Hodges captured All-ACC First Team honors and led the Seminoles to a 24-8 record and a second-round appearance in the NCAA Tournament. She averaged 19.2 points per game and set a school record at the time for scoring in a game, dropping 39 points in a thrilling win over Maryland.

"My time at Florida State was short, but it was amazing," Hodges said. "That season was great in general. We got to the tournament for the first time in a while. We started building something special at Florida State."

Hodges was selected 15th overall in the WNBA Draft right after her season completed. She gives credit to Seminoles' head coach Sue Semrau and Florida State for helping develop her game and gain the maturity that comes with a professional basketball career.

"At FSU I became more of an all-around player and I learned a lot about the game," she said. "I love Coach

Sue and FSU. Coach Sue and the staff were great people. Florida State got me prepared for adversity and it made me stronger mentally."

Hodges has also carved out a career overseas, playing for a European club nearly every WNBA offseason. In 2011, Hodges averaged 15.5 points per game for Istanbul Universitesi om Turkey. She began the 2012 season with Perfumerias Avenida in Spain.

"It's great," Hodges said. "I've been able to experience so many different cultures and learn so many life lessons playing in different countries. I've taken a lot from my career over there. I've had a lot of unique experiences."

Hodges also spent a season earlier in her career playing with Wyckoff in the Canary Islands in Spain.

"Brooke and I played one year in Spain together," she said. "That was one of my best years – in the Canary Islands."

Hodges has no complaints about her profession and feels lucky to have a career she enjoys - whether its in the United States or overseas.

"I've grown a lot from playing overseas," she said. "It's been great getting to experience the world, and on top of it - getting paid to do something you love. It's a different lifestyle, but it's great to make a living playing basketball."

Hodges is part of a long line of FSU players who have played professionally in recent years. Recently, center Cierra Bravard earned a spot on the Seattle Storm, while Leonor Rodriguez and Chelsea Davis each are playing overseas in Spain. Natasha Howard finished her first season with the WNBA's Indiana Fever, and Cheetah Delgado is playing professionally in Puerto Rico.

In her case, Hodges said she doesn't plan on retiring from the game she loves anytime soon.


ALL-TIME FLORIDA STATE WNBA DRAFT PICKS

YEAR	PLAYER	ROUND	PICK	TEAM
2000	Latavia Coleman	3rd	48	Houston Comets
2001	Levys Torres	3rd	37	Miami Sol
2001	Brooke Wyckoff	2nd	26	Orlando Miracle
2005	Roneeka Hodges	2nd	15	Houston Comets
2009	Mara Freshour	3rd	38	Seattle Storm
2009	Tanae Davis-Cain	3rd	37	Detroit Shock
2009	Britanya Miller	2nd	18	Detroit Shock
2010	Jacinta Monroe	1st	6	Washington Mystics
2014	Natasha Howard	1st	5	Indiana Fever

Tia Pashcal also played a year in the WNBA with the Charlotte Sting in 1998. Cierra Bravard was signed by the San Antonio SilverStars and competed in the 2012 preseason. She then made the Seattle Storm's final roster in 2013.



FLORIDA STATE BASKETBALL MILESTONES



4-TIME ACC COACH OF THE YEAR

Sue Semrau became the 10th head coach in Florida State women's basketball history in 1997-98 and quickly took the program to new heights, guiding the Seminoles to the NCAA Tournament for the first time in 10 years in 2001 before leading FSU to an unprecedented seven-straight NCAA Tournaments from 2005-11. The four-time ACC Coach of the Year (2001, 2005, 2009, 2015) helped guide the United States U18 and U19 teams to gold medals in 2010 and 2011, respectively. Semrau is the all-time winningest coach in FSU history.

FLORIDA'S FIRST

Led by all-time leading scorer, Sue Galkantas (2,323 points), the Seminoles advanced to their first-ever NCAA Tournament during the 1982-83 season, becoming the first school from the state of Florida to advance to the "Big Dance."



BURNS THE BEST

Wanda Burns led FSU to one the greatest seasons in school history in 1991, guiding the Seminoles to a 25-7 record and the Metro Conference Championship in their final year in the league. Burns averaged 18.5 ppg and was named Metro Conference Player of the Year as FSU advanced to the NCAA Tournament for the second consecutive year.



WYCKOFF LEADS 2001 NOLES


Led by senior star and current assistant coach Brooke Wyckoff, Florida State advanced to the NCAA Tournament for the first time since 1991 in 2001. Wyckoff, Levys Torres and April Taylor all earned All-ACC honors for the 19-12 Seminoles. A highlight of the season came when the Noles upset No. 4 Duke, 71-69, in Durham for the first time since 1993. Led by Traylor's 30 points, FSU defeated Tulane, 72-70, in the first round of the NCAA Tournament.



FLORIDA STATE BASKETBALL MILESTONES

09-10 ACC CHAMPS

In 2009, the Seminoles finished with a 12-2 mark in conference play to capture their first regular season ACC title. A year later FSU did it again, compiling another 12-2 ACC mark to lead the conference in 2010. Florida State captured 11 different all-conference awards during the two-year streak.



HODGES HANGS 39 ON TERPS

Senior star Roneeka Hodges scored a then-school-record 39 points to lead FSU to a 95-91 overtime win over No. 15 Maryland on Jan. 16, 2005, in Tallahassee. The Seminoles came back from 12 down in the second half, and Hodges scored seven points in the extra frame.



RECORD THREE

The entertaining 2012-13 season was highlighted by a school-record three All-ACC First Team selections for FSU. They include guards Alexa Deluzio (pictured below) and Leonor Rodriguez and forward Natasha Howard.



2010 ELITE EIGHT

Led by All-ACC performers Jacinta Monroe and Courtney Ward, Florida State won a school-record 29 games and advanced to its first-ever NCAA Elite Eight with a 74-71 win over Mississippi State in the 2010 Dayton Regional Sweet 16.





FLORIDA STATE BASKETBALL MILESTONES

THREE-SEED-THREE-PEAT



In 2009, Florida State was awarded its then-highest ever seed in the NCAA Tournament – a No. 3 seed in the Duluth Region. A year later, in 2010, the Seminoles nabbed a No. 3 seed again – this time in the Dayton Region. In 2011, the Seminoles completed the No. 3 seed three-peat at the Dallas Region.



AN ALL-AMERICAN TRADITION

Numerous Seminoles have garnered All-America honors through the years, beginning with Sue Galkantas in 1983 and most recently by Adut Bulgak and Leticia Romero in 2015. Other notable FSU All-Americans include: Bev Burnett (1988), Wanda Burns (1991), Tia Paschal (1993) and Brooke Wyckoff (2001).



The importance of success in academics is a pillar of the FSU women's basketball program as Seminole student-athletes have captured over 100 ACC Academic Honor Roll and Academic All-ACC selections. Three former FSU stars have even earned ACC Postgraduate Scholarships: Christy Derlak (1993-94), Brooke Wyckoff (2000-01) and Christian Hunnicutt (2010-11).

POST-GRADUATE SCHOLARS



FLORIDA STATE BASKETBALL MILESTONES

THE ACC'S BEST

Since joining the ACC in 1991, FSU has captured over 50 all-conference honors, including recent All-ACC First-Team award winners Jacinta Monroe (2010) and Cierra Bravard (2011), and 2011 ACC Defensive Player of the Year Christian Hunnicutt.



NCAA STREAK

From 2005 to 2011, the Florida State women's basketball team was a mainstay in the 'Big Dance,' not just advancing to the NCAA Tournament, but winning a game seven years in a row.



SECOND TIME ELITE

The 2014-15 season will go down as the best in school history with a program record 32 wins. FSU advanced to the NCAA Elite Eight once again, defeating No. 3-seeded Arizona State 66-65. The Noles had five players average double figures in their outstanding season.



FSU LEGEND SAYS GOODBYE

Natasha Howard cemented herself as arguably the greatest all-around player in Florida State women's basketball history with an unbelievable senior season. Included was a school-record 40-point game against Syracuse, establishing a school-record 41 career double-doubles and finishing fourth in school history with 20.5 points per game in 2013-14. As a senior, she produced FIVE 30-point games, becoming the first Seminole to accomplish the feat.





THE FSU OFFSEASON



Semrau Extended

On Aug. 20, 2015, FSU Director of Athletics Stan Wilcox announced that head coach Sue Semrau received a contract extension through the 2019-20 season.

What started as an enormous task in rebuilding and resurrecting FSU's Women's Hoops program in 1997 has turned out to be a great success for Semrau. The winningest head coach in program history has recorded 348 victories that include two NCAA Elite Eight appearances (2010, 2015), three NCAA Sweet 16 appearances (2007, 2010, 2015) and 11 NCAA Tournament appearances.

Semrau is coming off a season where she earned National Coach of the Year honors from the AP, WBCA and ESPNW.



InternatioNOLES

Florida State's incoming class got a little bit of an international flavor with the spring signings of Spanish forward Maria Conde and Australian guard Rachel Antoniadou (pictured to the right).

Both student-athletes figure to help FSU right away in the 2015-16 season. Conde is a smooth player from Madrid who played for Estudiantes and averaged 15.8 points, 4.7 rebounds and 0.6 blocked shots this past year. She averaged 16.2 points in leading Spain to an U18 European title.

Antoniadou competed for the Dandenong Rangers of the South East Australian Basketball League and also the Women's National Basketball League. She averaged 13.9 points per game.





THE FSU OFFSEASON



Wyckoff Honored

Assistant Coach Brooke Wyckoff received an enormous honor on May 2 when she was one of 11 inductees into the Ohio Basketball Hall of Fame held at the Greater Columbus Convention Center in Columbus, Ohio.

Wyckoff's basketball career that began to take off during her days at Lakota High School in West Chester, Ohio, was celebrated with legendary men's basketball coach Bob Knight being the keynote speaker.

Wyckoff received many scholarship offers but opted to build something special with Coach Sue. She continues to impact the program 18 years later, guiding FSU's defense to a great season in 2014-15.



The New Rules

Head coach Sue Semrau has been an influential voice in endorsing some major rule changes for the upcoming NCAA Women's Basketball season in 2015-16.

As she was wrapping up her tenure as WBCA president, Semrau helped bring about some new rule changes through the WBCA Board of Directors. They collaborated with the NCAA Women's Basketball Rules Committee to produce some new rules that will establish a steady flow to the game.

The most notable rule changes include four 10-minute periods, four coaches timeouts and two free throws shot beginning with the fifth foul of each period (no more 1-and-1's). Under one minute, the ball can also be advanced.





THE FSU OFFSEASON



The Wright Stuff!

On June 24, FSU head coach Sue Semrau announced the addition of former Baylor guard Imani Wright. The native of Hooks, Texas, will have two years of eligibility left starting in the 2016-17 year.

Wright is a shooting guard who is coming off a prolific season as she guided the Lady Bears to a 33-4 overall record, a Big 12 Tournament title and a spot in the NCAA Elite Eight.

Originally from Talladega, Ala., Wright earned All-Big 12 Honorable Mention honors after averaging 9.4 points, 3.2 rebounds and 2.5 assists. She started 31 of the team's 37 games. One of her greatest attributes is her outside shooting, making a team-best 42 triples last season.



Romero = MVP

It was another productive summer for FSU point guard Leticia Romero. A week after playing on the Spanish Women's National Team in the Eurobasket, she guided Spain to a title at the FIBA U20 European Championship.

The Las Palmas, Spain, native was named the tournament MVP after pouring in 22 points, four rebounds, three assists and one steal in the finals held in Lanzarote, Spain. She helped the Spaniards defeat France 66-47 in the championship game.

For the tournament, Romero averaged 12.8 points, 5.7 rebounds, four assists and shot 41.1 percent (39-of-95) from the floor. She shot 9-of-14 from the field when her team needed her most against France.





THE FSU OFFSEASON



Fulfilling Her Duty

Senior center Adut Bulgak participated once again with the Canadian Development Women's Team this summer, leading Canada to a silver medal at the 2015 World University Games in Gwangju, South Korea.

Bulgak, who was originally born in the Sudan, led the entire tournament in free throws made with 28. She also averaged 10.7 rebounds and drew 5.2 fouls per contest.

The returning All-American did her best to help Canada get past the United States in the gold medal game, but the Americans pulled through with an 82-63 win. Bulgak had 15 points and 16 boards.

Noles Picked Sixth

The Florida State Women's Basketball program has been chosen sixth in the Sporting News preseason Top 20 rankings.

The magazine makes note of Florida State's consistency in the NCAA Tournament, making the Field of 64 in 10 of the last 11 seasons. Highlighted in the capsule are returning senior center Adut Bulgak, junior point guard Leticia Romero, junior forward Ivey Slaughter and sophomore forward Shakayla Thomas.

Last season FSU was one of only seven schools to reach 30+ wins, going 32-5 on its journey to the NCAA Elite Eight. FSU Head Coach Sue Semrau has guided the Seminoles to 20 AP Top 25 wins over the last seven seasons,



SEVENTH HEAVEN
FLORIDA STATE PICKED SEVENTH IN THE ASSOCIATED PRESS PRESEASON POLL

OTHER TOP 25 PRESEASON RANKINGS
 SPORTING NEWS - 6TH
 USA TODAY - 7TH
 ESPNW - 8TH
 LINDYS - 11TH
 ATHLON - 15TH

#FSUWBB
#BANDTOGETHER



2015-16 QUICK FACTS

University and Administration

Location Tallahassee, Fla.
 Founded: 1851
 Enrollment 41,773
 President John Thrasher (Florida State '65)
 Athletics Director Stan Wilcox (Notre Dame '81)
 Senior Woman's Administrator Vanessa Fuchs (Florida State '01)
 Colors Garnet and Gold
 Conference Atlantic Coast
 Arena (Capacity) Donald L. Tucker Center (12,100)

2015-16 Coaches and Staff

Head Coach Sue Semrau (UC-San Diego '85)
 19th season
 Career Record 348-218* (.615)/19th season
 Record at Florida State Same
 Associate Head Coach Lance White (Texas Tech '96)
 Assistant Coaches Brooke Wyckoff (Florida State '01)
 Danielle Atkinson (Florida '06)
 Director of Basketball Operations Melissa Bruner
 Video Coordinator Clifton Williams
 Assistant Strength and Conditioning Coach Dave Plett
 Assistant Athletic Trainer Emily Hutcherson
 Graduate Assistants Tristin Linville, Morgan Toles
 Equipment Manager Erik Casto

2014-15 Results

Overall Record 32-5
 Conference Record/Place 14-2/2nd
 Home 16-0
 Away 9-2
 Neutral 7-3

Program History

First Year of Basketball 1972-73
 All-Time Overall Record 680-574* (.542)
 All-Time ACC Record 170-202 (.438)
 NCAA Tournament Appearances 14
 '83, '90, '91, '01, '05, '06, '07, '08, '09, '10, '11, '13, '14, '15
 All-Time NCAA Tournament Record 17-14
 Last NCAA Tournament Appearance 2015 (NCAA Elite Eight)
 Results 1st Rd., W, vs. Alabama State, 91-49
 2nd Rd., W, vs. FGCU, 65-47
 Sweet 16, W, vs. Arizona State, 66-65
 Elite Eight, L, vs. South Carolina, 74-80
 Best NCAA Tournament Finish Elite Eight, 2010 & 2015

* - 22 wins vacated by the NCAA

Radio Broadcast

Station: WQTL - 106.1 FM
 Seminoles.com (free all-access)
 Play-by-Play Jonathan Schillace (3rd Season)
 Color Analyst Melissa Bruner (9th season)

Social Media

Twitter @fsuwbb
 Facebook Facebook.com/FSUWomensBasketball
 Instagram FSU_WBasketball

STARTERS RETURNING (4)

Name	Ht.	Cl.	Pos.	PPG	RPG
Brittany Brown	5-8	Jr.	G	6.9	4.5
Adut Bulgak	6-4	Sr.	C	12.3	9.5
Leticia Romero	5-8	Jr.	G	11.0	5.3
Ivey Slaughter	6-1	Jr.	F	10.8	6.1

STARTERS LOST (1)

Name	Ht.	Cl.	Pos.	PPG	RPG
Maegan Conwright	5-8	r-Sr.	G	11.5	1.8

OTHER RETURNEES (4)

Name	Ht.	Cl.	Pos.	PPG	RPG
Emiah Bingley	5-7	Sr.	G	4.3	1.4
Ama Degbeon	6-2	So.	C	1.9	1.2
Kai James	6-5	Jr.	C	2.5	2.4
Shakayla Thomas	5-11	So.	F	10.0	4.8

NEWCOMERS (3)

Name	Ht.	Cl.	Pos.	Hometown/Last School
Rachel Antoniadou	5-9	Fr.	G	Ripplebrook, Victoria/Dandenong
Maria Conde	6-1	Fr.	F	Madrid, Spain/Estudiantes
Imani Wright*	5-9	r-So.	G	Hooks, Texas/Liberty Eylau HS

*Will sit out the 2015-16 season per NCAA transfer rules

NOTABLES

- Florida State Women's Basketball returns a talented team coming off an NCAA Elite Eight berth in 2015. Altogether, FSU returns four starters, six student-athletes with starting experience, two All-Americans (Adut Bulgak and Leticia Romero) and three All-ACC honorees (Bulgak, Romero and Shakayla Thomas).
- The Seminoles bring back 87.4 percent of their blocked shots from a year ago, 72.9 percent of their rebounding, 71.5 percent of their made field goals and 71.1 percent of their scoring. This year marks just the third time in program history that FSU returns multiple All-Americans from the year before (also happened in 1982-83 and 1993-94).
- FSU's international presence has helped fill its roster with diverse talent. Adut Bulgak (Canada), Leticia Romero (Spain), Maria Conde (Spain) and Ama Degbeon (Germany) spent their summers playing in top-notch FIBA tournaments, highlighted by Romero's participation in the EuroBasket on the Spanish National Team. Shakayla Thomas also represented FSU on USA Basketball, while Rachel Antoniadou comes to Tallahassee from Australia.
- Big expectations greet the Seminoles in the 2015-16 season. FSU is preseason ranked seventh in both the Associated Press and USA TODAY Coaches Polls. FSU was also unofficially ranked sixth by the Sporting News and eighth by ESPNW.

FSU Sports Information

Women's Basketball SID: Steve Stone
 E-Mail Address: sstone@fsu.edu
 Office Phone: (850) 644-4836
 Cell Phone: (850) 363-0990
 Fax: (850) 644-3820
 Website: www.seminoles.com
 Mailing Address: Florida State Sports Information
 403 Stadium Drive West, Room D-107
 Tallahassee, FL 32306



2015-16 ROSTER

NUMERICAL

No.	Player	Ht	Pos	Yr	Hometown (High School/Last School)
2	Adut Bulgak	6-4	C	Sr.	Edmonton, Canada (Archbishop O'Leary HS/Trinity Valley CC)
3	Emiah Bingley	5-7	G	Sr.	Kansas City, Mo. (Lee's Summit West HS/Iowa State)
4	Rachel Antoniadou	5-9	G	Fr.	Ripplebrook, Victoria/Dandenong Rangers
10	Leticia Romero	5-8	G	Jr.	Las Palmas, Spain/I.E.S. Joaquin Artilles HS/Kansas State)
11	Maria Conde	6-1	F	Fr.	Madrid, Spain/Estudiantes
12	Brittany Brown	5-8	G	Jr.	Fort Walton Beach, Fla. (Choctawhatchee HS)
20	Shakayla Thomas	5-11	F	So.	Sylacauga, Ala. (Sylacauga HS)
23	Ivey Slaughter	6-1	F	Jr.	Macon, Ga. (Tattnall Square Academy)
25	Ama Degbeon	6-2	C	So.	Grünberg, Germany (Grünberg HS)
32	Imani Wright*	5-9	G	R-So.	Hooks, Texas (Liberty Eylau HS)
42	Kai James	6-5	C	Jr.	West Palm Beach, Fla.(Dwyer HS)

ALPHABETICAL

No.	Player	Ht	Pos	Yr	Hometown (High School/Last School)
4	Rachel Antoniadou	5-9	G	Fr.	Ripplebrook, Victoria/Dandenong Rangers
3	Emiah Bingley	5-7	G	Sr.	Kansas City, Mo. (Lee's Summit West HS/Iowa State)
12	Brittany Brown	5-8	G	Jr.	Fort Walton Beach, Fla. (Choctawhatchee HS)
2	Adut Bulgak	6-4	C	Sr.	Edmonton, Canada (Archbishop O'Leary HS/Trinity Valley CC)
11	Maria Conde	6-1	F	Fr.	Madrid, Spain/Estudiantes
25	Ama Degbeon	6-2	C	So.	Grünberg, Germany (Grünberg HS)
42	Kai James	6-5	C	Jr.	West Palm Beach, Fla.(Dwyer HS)
10	Leticia Romero	5-8	G	Jr.	Las Palmas, Spain/I.E.S. Joaquin Artilles HS/Kansas State)
23	Ivey Slaughter	6-1	F	Jr.	Macon, Ga. (Tattnall Square Academy)
20	Shakayla Thomas	5-11	F	So.	Sylacauga, Ala. (Sylacauga HS)
32	Imani Wright*	5-9	G	R-So.	Hooks, Texas (Liberty Eylau HS)

* - will redshirt the 2015-16 season per NCAA transfer rules.

COACHES/STAFF

Head Coach: Sue Semrau (19th season)

Associate Head Coach: Lance White (13th season)

Assistant Coach: Brooke Wyckoff (5th season)

Assistant Coach: Danielle Atkinson (2nd season)

Dir. of Basketball Ops.: Melissa Bruner (10th season)

Video Coordinator: Clifton Williams (2nd season)

Graduate Assistant: Tristin Linville (2nd season)

Graduate Assistant: Morgan Toles (2nd season)

PRONUNCIATION GUIDE

Adut Bulgak	Uh-doot Bull-gack
Emiah Bingley	E-my-uh
Ama Degbeon	Ah-muh Deg-be-on
Kai James	Kie (rhymes with hi)
Leticia Romero	Luh-tee-see-uh
Antoniadou	An-Toe-Nee-Ah-Do
Imani	E-Ma-Nee
Sue Semrau	"rau" rhymes with wow



SEASON PREVIEW



The Florida State Women's Basketball team comes off an awe-inspiring 2014-15 season where it recorded numerous achievements, most notably reaching the NCAA Elite Eight for the second time in school history. Thanks to a strong returning cast of talented student-athletes, those goals are once again attainable as the Seminoles welcome back four starters, six student-athletes with starting experience, two All-Americans and three All-ACC honorees.

As much as FSU head coach Sue Semrau enjoyed last season and everything her team stood for, she is trying to begin her 19th season by putting those accomplishments in the rearview mirror and starting fresh. Her concept of "Embracing What's Next" is a message to her team to understand that the 2015-16 season is a new year. Despite returning several talented players, nothing is promised and work becomes even harder to maintain their place among women's college basketball's top programs.

Luckily for the Seminoles, being able to build around All-American senior center Adut Bulgak is a great starting point. The reigning WBCA and Associated Press All-American led FSU in several categories last season, including points per game (12.3), rebounds per game (9.5), blocked shots (54) and double-doubles (12). As proven last year, Bulgak's range is unlimited, whether it's making a solid move in the post or kicking out for a straightaway 3-pointer (she drilled 25 from beyond the arc last year).

Fellow All-America junior point guard Leticia Romero helps provide the Seminoles with a lethal inside-outside duo. FSU returns multiple All-Americans for just the third time in program history, and having the Las Palmas, Spain, native back in the backcourt is a huge boost for FSU. Romero spent her offseason once again competing for the Spanish Women's National Team, and has an eye on her country's 2016 Summer Olympic Games roster in Rio de Janeiro, Brazil. But for now her focus is on Florida State and bringing back her tremendous balance of scoring and passing that makes her such a double threat.

Rounding out FSU's three returning All-ACC honorees is sophomore forward Shakayla Thomas, an extremely athletic student-athlete who can take over a game. As a freshman last year, the Sylacauga, Ala., native was named the league's ACC Sixth Player of the Year, made the All-ACC Freshman Team and also was chosen to the ACC All-Tournament First Team. She averaged 10 points in just 19 minutes off the bench and finished second on the Seminoles with 161 field goals made despite averaging the seventh-most minutes. Departed seniors Maegan Conwright and Lauren Coleman from last year's team have already said they cannot wait to see what Thomas develops into as they keep a close eye on the program for years to come.

Semrau has molded her program into one of the nation's best through her tireless effort and sustained vision. It's no coincidence that she has led FSU to the Top 15 of the Final AP Poll in four of the last seven seasons while also being one of only 11 NCAA programs to make the Elite Eight multiple times since 2010.

Juniors Ivey Slaughter and Brittany Brown embody the toughness that Semrau looks for in her players. They both have been part of an impressive streak in which FSU has out-rebounded their opponents in 60 of the last 70 games, with both being regular starters who play physical defense and continue to improve offensively. Senior guard Emiah Bingley is also known as someone who gives every ounce of effort on the floor, with the term "scrappiness" being the best way to sum up her game.

Adding very important depth in the post for FSU is sophomore center Ama Degbeon and junior center Kai James, with both already proving they can step up when called upon. Incoming freshman forward Maria Conde of Spain and freshman guard Rachel Antoniadou of Australia also have a chance to earn some quality time on the floor.

Sophomore guard Imani Wright, a transfer from Baylor, will redshirt this season due to NCAA transfer rules. She is already an accomplished player at the collegiate level who adds to FSU's bright future.

Last season Florida State drew over 50,000 fans to the Donald L. Tucker Center, making it one of collegiate basketball's best venues where the Noles currently hold a 17-game win streak heading into the season. Coach Sue keeps challenging the community to "Band Together" and continue the program's Renaissance-like culture that has ushered in the latest era of top-notch Florida State Women's Basketball.

FSU will face 11 NCAA Tournament opponents from last season and seven ranked in the Athlon Sports Top 25. One of the crown jewels of the home schedule is the team's ESPN2 Big Monday matchup against returning NCAA runner-up Notre Dame on Feb. 22 at 7 p.m. FSU also hosts a nationally-televised home game vs. North Carolina on Valentine's Day at 2 p.m. on ESPN2.

Altogether, the Seminoles have five national TV games, including two road games at Louisville (Jan. 1 on ESPNU) and Arizona State (Dec. 21 on ESPNU) and a neutral-site contest vs. Connecticut at the Mohegan Sun Arena on Dec. 11 at 6 p.m. on ESPN2. Twenty-four of the team's 29 regular-season games are slated to be televised on either ESPN2, ESPNU, ESPN3 or through the ACC's regional sports networks.

As November comes around the corner, much of the women's college basketball community will fixate itself on an FSU program that deals with Top 10 expectations once again. As Semrau and her teams have shown in the past, the Seminoles are ready once again to live up to the preseason hype and continue making Tallahassee a destination for high-quality basketball.



SEMINOLE SENIORS

2 ADUT BULGAK

SENIOR • CENTER • 6-4 • EDMONTON, CANADA



2015-16 OUTLOOK: One of the nation's top returning centers whose inside-outside versatility is a reflection of the evolving '5' position...Continues to excel and develop year-round playing for FSU and Team Canada...Will be looked at for leadership after being one of the focal points on last year's NCAA Elite Eight squad.

Honors:

2015-16 Preseason All-ACC Team...Team MVP...WBCA Honorable Mention All-American...Associated Press Honorable Mention All-American...WBCA All-Region...All-ACC First Team (Blue Ribbon Panel and ACC Coaches)...NCAA Greensboro Regional All-Tournament Team...Naismith Trophy Midseason 30...Co-ACC Player of the Week (Feb. 9, 2015)...ESPNW National Player of the Week (Feb. 9, 2015)...NCAA Starting Five Honoree...Cancun Challenge All-Tournament Team.

Redshirt Junior Season at Florida State (2014-15):

Led FSU in points per game (12.3), rebounds per game (9.5), offensive rebounds (113), defensive rebounds (219), total rebounds (332), field goals made (162), blocked shots (54) and double-doubles (12)...Ranked in the Top 10 in the ACC in rebounding (9.5), blocked shots per game (1.5), offensive rebounds per game (3.2) and defensive rebounds per game (6.3)...Had 15 games with 10+ rebounds and her 332 rebounds is second on the FSU single-season list (the school record is 336)...Bulgak's 9.5 rebounds per game is the best rebounds-per-game average at FSU since former player Levys Torres averaged 10 boards in 2000-01...Nearly became the fifth Seminole ever to average a double-double in a season...Against FSU's Top 25 opponents (Notre Dame (2), Duke, Louisville (2), Syracuse, UNC, FGCU, ASU, South Carolina), Bulgak averaged 10.1 rebounds per game...In FSU's two games without Bulgak due to a concussion (vs. Pitt and Virginia Tech), the Nole shot just 39 percent, averaged 58.5 points and totaled just 20 second-chance points...Was three double-doubles away from tying the single-season school record of 15 held by Natasha Howard...Her 12 double-doubles tied for the second most in a season at FSU...Finished the year ranked 50th nationally in rebounds per game...Made 25 3-point field goals (25-of-75) on the season...Recorded 23 double-figure scoring games in 35 games played...Recorded 16 points and nine rebounds on 7-of-10 from the floor against UAB (11/14/14)...Scored 18 points (8-of-10) with 13 rebounds against BCU, all in the second half (11/18/14)...Scored 21 points on an 8-of-10 shooting night against Eastern Illinois (11/21/14), the first 20-point scorer for FSU in the season...Recorded a double-double with 18 points and 10 rebounds against Furman in Mexico (11/28/14)...Joined teammate Maegan Conwright on the Cancun Challenge All-Tournament Team...Career-best five blocks to go along with 10 points and 12 boards at Purdue (12/3/14)...Scored 17 points and went 3-of-3 from long range while pulling down 12 rebounds in only 23 minutes in a win over Florida (12/7/14)...Tied career-high with five blocks while adding 11 points and six rebounds at Temple (12/14/14)...Had season-best 26 points (11-of-18) and added 11 rebounds against North Florida (12/16/14)...Recorded 15 points and 14 rebounds against Savannah State; recorded a double-double in the first half...Had eight points and 10 rebounds against Jacksonville (12/29/14)...Brought down a game-high eight rebounds at No. 4/4 Notre Dame (1/2/15)...Had 14 points, 10 rebounds and four blocks at Clemson (1/8/15)...Became the eighth Seminole to post 18 points and 18 rebounds in a single game, helping defeat No. 13/12 Duke (1/11/15)...Posted 15 points and 10 rebounds along with two blocks against Wake Forest (1/25/15)...Had 12 points and nine rebounds against Georgia Tech (1/30/15)...Recorded her 11th double-double of the season, scoring 10 points to go with 16 rebounds vs. Syracuse (2/2/15)...Produced 19 points and 17 rebounds against Miami (2/8/15), leading to a co-ACC Player of the Week honor...Recorded nine points and 13 boards at North Carolina (2/12/15)...Had 14 points (6-of-9) and nine rebounds at Virginia (2/15/15)...Produced 19 points and six rebounds at Boston College (2/22/15)...Snatched 13 rebounds against FGCU in the NCAA Second Round (3/23/15)...Recorded 15 points (5-of-7) and seven boards in the NCAA Sweet 16 vs. Arizona State (3/27/15)...Added 11 points and six boards in NCAA Elite Eight matchup vs. South Carolina (3/29/15).

International Playing Experience:

Guided the Canadian National Development Team to a silver medal at the World University Games in Gwangju, South Korea, in 2015...Averaged 15.5 points and was second among all players pulling down 10.7 boards...Contributed in several other ways, finishing third in the World University Games in fouls drawn per game (5.2) and tied for first with 28 free throws made...In the gold-medal game loss to the United States, Bulgak had 15 points and 16 rebounds...Helped the Canada Senior Women's National B Team earn a championship in the William Jones Cup in Taiwan in the summer 2014...Averaged nine points and 8.6 rebounds in the tournament...Posted three games with double-digit rebound totals, highlighted by a 19-point, 15-rebound double-double against Taipei-A.

At Trinity Valley Community College (2012-14):

Women's Basketball Coaches Association NJCAA Division I Player of the Year in 2014...Two-time NJCAA All-American...Tabbed as the No. 1 JUCO prospect by All-Star Girls Report in 2014...Spent two tremendous seasons at Trinity Valley Community College in Athens, Texas...As a sophomore in the 2013-14 season, Bulgak led the Lady Cardinals to a 36-1 season and an NJCAA championship...Averaged 15.8 points, 11.6 rebounds and 2.5 blocks as a sophomore...received NJCAA Tournament MVP honors after raising her level of play to the tune of 16.5 points and 11 rebounds in her four games played in the 2013-14 NJCAA Tournament...Finished in the Top 10 nationally as a sophomore in offensive rebounds (170 - 2nd), total rebounds (415 - 3rd), blocks (86 - 5th), defensive rebounds (245 - 6th) and rebounds per game (11.6 - 10th)...Earned WBCA/JUCO Freshman of the Year honors in her 2012-13 campaign...Averaged 13.5 points, 9.5 rebounds and shot 52.7 percent as a freshman...Finished third nationally with 103 blocks as a freshman...Grew up in Sudan before spending most of her life in Canada where she honed her basketball skills.

Personal: Born Dec. 20, 1992...Daughter of Ayen Alith...Majoring in sociology...Favorite movie is Love and Basketball...Favorite recording artist is The Weeknd...Loves pecan praline ice cream...Can speak three languages - English, Arabic and Dinka...Career ambition is to be a lawyer...Also played volleyball and track in high school...Listens to Boyz II Men and The Weeknd on her iPod...TV channel she watches the most is VH1...Loves her national championship rings from her JUCO title in 2013-14 at Trinity Valley Community College...Needs to chew gum before a game and cannot warm up in her jersey before a game...Has two sisters and four brothers.

FSU CAREER HIGHS FOR BULGAK

Points: 26, North Florida – 12/16/14
Rebounds: 18, Duke – 01/11/15
Assists: 2, 4x
Steals: 3, Alabama State – 3/21/15
Blocks: 5, 2x
FG made: 11, North Florida – 12/16/14
FG attempts: 18, North Florida – 12/16/14
3FG made: 3, Florida – 12/07/14
3FG attempts: 5, 2x
FT made: 6, 3x
FT attempts: 9, Wake Forest – 01/25/15



TWITTER-WORTHY

- Knows how to speak English, Arabic and Dinka.

- Her family emigrated to Canada from Kenya in 1998. She was originally born in Sudan.

- Was first skilled in soccer and volleyball before basketball.



SEMINOLE SENIORS

3 EMIAH BINGLEY

SENIOR • GUARD • 5-7 • KANSAS CITY, MO.

2015-16 OUTLOOK: Figures to earn plenty of time on the floor after contributing off the bench the last two seasons...Hustles on the floor and noticeably gives every ounce of effort she has...Continues improving her long range stroke.

Honors

-Nominee for the WBCA Good Works Team

Junior Season at Florida State (2014-15)

One of FSU's top players off the bench who averaged 4.3 points, 1.1 assists and shot 36.6 percent from 3-point range...Finished third on the Seminoles in both 3-point field goal percentage and 3-point field goals made (30)...Scored 17 points off the bench with three steals while going 6-of-6 from the free-throw line against BCU (11/18/14)...Recorded two momentum-swinging 3-balls and recorded nine points at Temple (12/14/14)...Contributed with five points and two assists against North Florida (12/16/14)...Had a career-high five assists against Savannah State (12/19/14)...Huge force off the bench with eight points (3-of-3), four rebounds and two assists at Clemson (1/8/15)...Chipped in with six points on two 3-pointers against No. 13/12 Duke (1/11/15)...Scored six points in seven minutes off the bench against No. 4/4 Louisville (1/22/15)...Chipped in with eight points, three boards and two assists vs. Wake Forest (1/25/15)...Tied career high with five 3-pointers (5-for-5) and had 15 points against Georgia Tech (1/30/15)...Bingley was one of just three players in the ACC who made all of their 3-point field goals on a minimum of five attempts vs. Georgia Tech...Earned key minutes in FSU's NCAA Elite Eight game vs. South Carolina, finishing with eight points and two assists...Played 20 or minutes in 10 games...Averaged 15.5 minutes per game, the eighth-most minutes on the team...Fourth on the team with 29 steals, averaging nearly one steal per game.

Sophomore Season at Florida State (2013-14)

Missed Florida State's first nine games of the season due to NCAA transfer rules...Provided the Noles with good energy, which resulted in her starting the final five games of the season...Averaged 5.6 points, 2.4 boards, 1.2 assists and 22.3 minutes per game...Had a career-best four assists against Virginia (3/2/14)...Tallied seven points, three rebounds, three assists, and a steal at Clemson (2/23/14)...Netted six points and added a career-high three assists against Maryland (2/20/14)...Scored eight points on a career best 6-of-9 from the free throw line against Miami (2/16/14)...Recorded 11 points including 3-of-4 from 3-point range against Syracuse (2/13/14)...Scored 13 points and went 3-of-4 from 3-point range vs. Virginia Tech (1/26/14)...Led the Seminoles with a career-high 21 points on 5-of-9 3-point shooting at Virginia (1/19/14)...Her five treys against Virginia tie for the 17th-most in a game for FSU...Broke her previous career-high of eight points scored against UNC (1/12/14)...Recorded seven points, including 3-of-3 from the free throw line, against Pitt (1/2/14)...Had five points against UT Martin (12/28/13)...Totaled four steals against Pacific (12/20/13) and Long Beach State (12/21/13) at the Long Beach Classic...Made her Seminole debut against North Florida on Dec. 16, 2013...Added six points, including a 3-pointer, and provided good energy off the bench with 28 minutes of action.

Freshman Season At Iowa State (2012)

Appeared in seven games for the Cyclones, including two starts...Averaged 5.0 points, 2.7 assists and 2.3 rebounds in 19.0 minutes per game...Captured Big 12 Freshman of the Week honors on Nov. 19, 2012 after dishing 11 assists in her collegiate debut versus Western Illinois on Nov. 11 and scoring 16 points against North Dakota on Nov. 18...Added six points off the bench versus Illinois on Nov. 24 in the Bahamas.

High School

Averaged 22.5 points, 6.5 rebounds and 3.0 steals per game and was tabbed a four-star prospect by ESPN as a senior at Lee's Summit West High School where she captured 2012 First Team All-State accolades...Lettered all four years for the Titans and scored 1,554 career points...Had five 30-point games as a senior and made eight three pointers en route to 37 points in a contest against Mercy (Omaha, Neb.) in the 2011 Lady Jay Holiday Classic...A four-time all-conference selection and nabbed all-district honors three times in high school...Missouri Gatorade Player of the Year nominee.

Personal

Born on Feb. 15, 1994, in Shawnee Mission, Kan...Daughter of Ray and Eunice Bingley and has two brothers, Ray and Ontario...Majoring in editing, writing and media...Was named to the high school honor roll all four years...Enjoys singing and is an overwhelming favorite by her teammates as the team's best singer...Also thought of as the team's best dresser...Calls her parents her role models...Enjoys hip-hop and gospel music...Favorite class/subject is History...Favorite movies are Love and Basketball and Brown Sugar...Favorite quote is "Out of struggling emerged the strongest of souls"...Wants to work in public relations or marketing for a sports organization...In addition to playing basketball, she ran track and played volleyball in high school...Watches VH1 a lot...Believes her hoop earrings are a must-have...Loves the volunteer work that Florida State's Women's Basketball does at elementary schools...Favorite home-cooked meal is chicken, macaroni, greens and rolls...Has two brothers and one sister.

FSU CAREER HIGHS FOR BINGLEY

- Points: 21, at Virginia – 01/19/14
- Rebounds: 7, Georgia Tech – 02/27/14
- Assists: 5, Savannah State – 12/19/14
- Steals: 3, 2x
- Blocks: 1, Bethune-Cookman – 11/18/14
- FG made: 6, at Virginia – 01/19/14
- FG attempts: 14, at Virginia – 01/19/14
- 3FG made: 5, 2x
- 3FG attempts: 9, at Virginia – 01/19/14
- FT made: 6, Miami – 02/16/14 ; Bethune-Cookman – 11/18/14
- FT attempts: 9, Miami – 02/16/14



TWITTER-WORTHY

- Despite being a millennial, Emiah Bingley has an affinity for 90's rap (Redman, Method Man, etc.)

- Her goal following her basketball career is to get into public relations, perhaps for a sports organization.



SEMINOLE RETURNEES

10 LETICIA ROMERO

JUNIOR • GUARD • 5-8 • LAS PALMAS, SPAIN

2015-16 OUTLOOK: Returns as one of the nation's top point guards...Proved last season that she can be relied on in key situations, showing remarkable poise in tight games...one of Spain's best young players.

Honors: 2015-16 Preseason All-ACC Team...Sue Galkantas Offensive Player of the Year...Associated Press Honorable Mention All-American...All-ACC Second Team (Blue Ribbon Panel and ACC Coaches)...ACC All-Tournament Second Team...NCAA Greensboro Regional All-Tournament Team.

Sophomore Season at Florida State (2014-15):

Made an enormous difference in Florida State's NCAA Elite Eight season after earning immediate eligibility by the NCAA on Dec. 23, 2014...Made her FSU debut against Jacksonville on Dec. 29, 2014... Recorded nine or more assists three times in conference play (no other ACC guard did that more than once)...Joined Notre Dame's Lindsay Allen as the two players who were in the Top 10 in FG % (50.4) and assists (5.4) in ACC play...Showcased a strong 1.4 assist/turnover ratio...Shot 50 percent or better in 16 of her 24 games played...Shot 45 percent (18-of-40) from 3-point range...Finished eighth in the ACC in field goal percentage (50.4 percent), second in assists (5.4) and tied for fourth in assist/turnover ratio (1.5) - for ACC games only...Achieved several feats when she recorded her triple-double against Boston College...She became the second Seminole ever to record a triple-double, the 24th in ACC history, the 13th in ACC history to do it in conference play, eighth player nationally in 2014-15 to do it in conference play and the fifth FSU basketball player (men's and women's) to record a triple-double...Averaged 11 points, 5.3 rebounds, shot 54.1 percent (99-of-183) and shot 45 percent (18-of-40) from long distance...Went 48-of-62 (77.4 percent) from the free throw line...In ACC play she still shot over 50 percent (50.4 percent) and made 44.8 percent of her 3-point field goals...Had six points (3-of-4), six rebounds and six assists in FSU debut vs. Jacksonville (12/29/14)...Posted 15 points (6-of-9), three 3's, three rebounds and three assists at No. 4/4 Notre Dame (1/2/15)...Had nine points (3-of-6), five rebounds and four assists in 21 minutes at Clemson (1/8/15)...Recorded 16 points (6-of-10) with seven rebounds and four assists against No. 13/12 Duke (1/11/15)...Had 19 points (8-of-12) with seven rebounds and three assists against Pitt (1/15/15)...Posted nine points (2-of-4) with five assists and five rebounds against No. 4/4 Louisville (1/22/15)...Career-high nine assists and nine points (4-of-7) against Wake Forest (1/25/15)...Had eight assists and five rebounds at Georgia Tech (1/30/15)...Had six assists and five rebounds to go along with four points vs. Syracuse (2/2/15)...Recorded 12 points (5-of-6), five assists and five rebounds vs. Miami (2/8/15)...Game-high seven assists at North Carolina (2/12/15)...Registered nine assists for the second time in a victory at Virginia (2/15/15)...Achieved the second triple-double in FSU Women's Hoops History at Boston College, scoring 19 points (7-of-11) with 11 rebounds, 11 assists and no turnovers...Had 11 points, six rebounds and four assists vs. NC State (2/26/15)...Career-high 12 rebounds along with 12 points and six assists at Miami (3/1/15)...Had 11 points, six rebounds and two assists vs. Virginia Tech (3/6/15)...Had nine points, four rebounds and six assists vs. Louisville (3/7/15)...Registered 13 points (4-of-6) in ACC Championship vs. Notre Dame (3/8/15)...Had 14 points (5-of-6), eight rebounds and 10 assists vs. Alabama State (3/21/15)...Had 11 points (5-of-9), seven boards and six assists vs. FGCU (3/23/15)...FSU career high 21 points with 10 made field goals and four steals vs. Arizona State (3/27/15)...Led the Noles with 13 points and four assists against South Carolina in the NCAA Elite Eight (3/29/15).

Freshman Season at Kansas State (2013-14):

Multi-talented transfer who spent her freshman season as a do-it-all player for Kansas State...Averaged 14.2 points, 5.8 rebounds, five assists and shot nearly 40 percent from 3-point range (39.2 percent) in her first year in 2013-14... Unanimous selection to the All-Big 12 Freshman Team as a freshman and earned a spot on the All-Big 12 Second Team... Led Kansas State in games played (30), minutes per game (32.6), field goals made (145), 3-point field goals made (38), 3-point field goal percentage (39.2 percent), free throws made (99), rebounds per game, total assists, steals (57) and points per game...Became the first player in Kansas State history to win Big 12 Freshman of the Week honors four times...Was the only freshman at the NCAA Division I level to record 400 or more points, 100 or more rebounds, 100 or more assists and 50 steals... Against Florida State's NCAA First Round opponent Iowa State, she recorded a career-high 27 points on 8-of-15 shooting on Jan. 18, 2014.

International Playing Experience:

Named MVP of the FIBA U20 European Tournament in 2015 when she led Spain to a 66-47 win over France...Averaged 12.8 points, 5.7 rebounds, four assists and shot 41.1 percent (39-of-95) from the floor...In the championship game against France she scored 22 points, four rebounds, three assists and one steal...Played in her second stint with the Spanish Women's National Team in the EuroBasket 2015, helping Spain to a bronze medal...As a reserve guard, she averaged 10.4 minutes in the EuroBasket 2015...Former FSU sharp-shooter Leo Rodriguez, who played from 2009-13, is from the same area as Romero...Current FSU assistant coach Brooke Wyckoff and former player Chelsea Davis (2009-13) have also played professionally in Las Palmas...Made the Spanish Women's National Team in the fall 2014 and helped them to a runner-up finish to the United States at the FIBA World Championship in Turkey...Earned a spot on the 2014 U20 Championship All-Tournament Team after ranking in the Top 10 among all players in average assists (2nd with 4.7), steals (6th with 1.9) and field goals made (7th with 5.2)...Attained double figures in seven of her nine games played for Spain, including a 19-point, eight-assist game versus Italy in the semifinals...MVP of U18 European Tournament in 2013 when she led her squad to the European title in Croatia...Averaged 13.1 points, 5.1 rebounds, 3.6 assists and 2.7 steals while scoring in double figures in six of the nine games of the tournament...International experience also includes stints at the 2013 FIBA U19 World Championships in Ukraine...While her Spanish U19 team finished fourth, Romero was once again one of the tournament's most multi-faceted performers averaging 12.1 points, shooting nearly 50 percent from the floor, 4.3 assists, 3.3 rebounds and 2.7 steals...Named to the 2012 U17 World Championships All-Tournament Team in Amsterdam when she averaged 13.3 points, 4.7 boards, 3.4 assists and two steals...Selected to the U16 All-Tournament Team in 2011.

Personal: Born May 28, 1995...Daughter of Domingo Jose' Romero and Isabel Gonzalez...Majoring in international affairs...Favorite movie is Love Story...Likes listening to Maroon 5...career goal is to create a business and travel around the world...John Legend's "All of Me" is often played on her iPod...enjoys watching Top Chef...Wears jersey No. 10 because it is her favorite number and she made her Spanish Women's League debut on 10/10/10 and played 10 minutes...one of her superstitions before a game is always sitting in the same spot in the film room...favorite home-cooked meal is paella...has a brother who plays soccer in Spain...Her style of dress is spontaneous.

FSU CAREER HIGHS FOR ROMERO

Points: 21, vs. Arizona State – 3/27/15
Rebounds: 12, at Miami – 3/1/15
Assists: 11, – at Boston College 2/22/15
Steals: 4, vs. Arizona State – 3/27/15
Blocks: 2, 2x
FG made: 10, vs. Arizona State – 3/27/15
FG attempts: 16, vs. Arizona State – 3/27/15
3FG Made: 3, 2x
3FG attempts: 5, at Notre Dame – 1/2/15
FT Made: 5, Louisville – 1/22/15
FT Attempted: 10, Louisville – 1/22/15



TWITTER-WORTHY

- Has played for the Spanish Women's National Team each of the past two summers.

- Her hometown of Las Palmas is also where current assistant coach Brooke Wyckoff played professionally.



SEMINOLE RETURNEES

12 BRITTANY BROWN

JUNIOR • GUARD • 5-8 • FORT WALTON BEACH, FLA.

2015-16 OUTLOOK: Another key piece from last year's NCAA Elite Eight team who will be an x-factor on this year's team...Brings great ball pressure on defense...Her continued refinement on the offensive end will be key for the Seminoles.

Honors

- All-ACC Academic Team (2014-15)
- All Sports Association Female Collegiate Award (2014-15)
- Alicia Gladden Defensive Player of the Year Award (2013-14)

Sophomore Season (2014-15)

Wrapped up her second year averaging 6.9 points, 4.5 rebounds and shooting 39.2 percent (94-of-240)...Second on the team with 53 steals, only surpassed by teammate Maegen Conwright's 55 takeaways...Through two seasons, Brown's 131 career steals are nearly halfway to the school record of 275 held by Seminole legend Alicia Gladden (2003-07)...Brown sits 31 steals away from cracking the Top 20 career list at FSU...Recorded over two offensive rebounds per game (2.2)...In ACC play she raised her offensive rebounds average to 2.7, tying for 14th in the conference...Improved greatly in certain offensive categories, including free throw percentage (+5.1 percent), 3-point field goal percentage (+16.2 percent) and field goal percentage (+4 percent)...Over her final 14 games she went 12-of-23 from 3-point range...Contributed with four steals and five rebounds against UAB (11/14/14)...Recorded 12 points with four steals in a 103-34 win over Bethune-Cookman (11/18/14)...Had four steals in an 11-point outing against UMass (11/23/14)...Tallied eight rebounds and two steals at Purdue (12/3/14)...Stuffed the stat sheet at Temple - 11 points, seven rebounds, three assists, two blocks and two steals (12/14/14)...One of three double-figure scorers vs. UNF, finishing with 10 points and a team-high four assists (12/16/14)...Had 13 points on 5-of-7 shooting with four rebounds against Savannah State (12/19/14)...Recorded her first career double-double with 14 points and 11 rebounds against Tulane (12/22/14)...Posted 10 points (3-of-5) with five rebounds against Jacksonville (12/29/14)...Scored 14 points, all in the second half, in a win over Wake Forest (1/25/15)...Grabbed eight rebounds to go along with five points against Miami (2/8/15)...Had 12 big points (5-of-9), including two 3-pointers, with five rebounds at Virginia (2/15/15)...Had nine points and four rebounds vs. Clemson (2/19/15)...Recorded second career double-double with 10 points and 12 boards vs. NC State (2/26/15)...Scored nine points (5-of-6) against Alabama State (3/21/15)...Finished with 12 points on 5-of-11 shooting in FSU's NCAA Elite Eight game against South Carolina (3/29/15)...Started 35 of FSU's 37 games and played 22.3 minutes per game...12 double-figure scoring games...Posted seven games with multiple 3-point field goals.

Freshman Season (2013-14)

Established the FSU freshman single-season record for steals with 78...Brown's 78 steals are currently the fourth-most steals in a season at FSU and the most since the late Alicia Gladden totaled 101 steals in 2004-05...Finished 52nd nationally in steals as well as third in the ACC...Averaged nine points, 3.8 rebounds and shot 35.2 percent from the field...Totaled 13 double-figure games, including two 20+ point performances...Had eight points, three steals and four boards against Iowa State in her first NCAA Tournament game (3/22)...Shot a career-best 10-of-11 from the field for 21 points against Virginia (3/2/14)...Based on the minimum of 10 field goal attempts, Brown's 90.9 shooting percentage vs. Virginia is tied for the third highest in school history...Posted career high 11 rebounds while adding six points and four assists in a win at Clemson (2/23/14)...Tallied 10 points and three rebounds against Notre Dame (2/6/14)...Tied career high with five steals and added seven points against Virginia Tech (1/26/14)...Had three steals at No. 20/21 NC State (1/16/14)...Scored nine points with three boards vs. UNC (1/12/14)...Had four points, three steals and five boards at Miami (1/9/14)...Posted 11 points, five steals, six rebounds and three assists in a win over Pitt (1/2/14)...Set career high with seven assists vs. UT Martin (12/28/13)...Garnered 10 points vs. Pacific (12/20/13)...Totaled 11 points, four rebounds and three assists in the 'Noles' 71-33 win vs. Jacksonville (12/8/13)...Generated eight points and four steals in 60-58 win over No. 25 Michigan State (12/4/13)...Led the team in points with 16 including three 3-pointers and two assists in game versus Miami-Ohio (12/1/13)...Had 10 points and four boards vs. Stetson (11/29/13)...Posted seven points, four rebounds and four steals in game against Louisville (11/24/13)...Contributed with 13 points, including three 3-pointers, and six rebounds at Florida (11/21/13)...Posted a career-high 24 points, five rebounds and five steals in a win over Prairie View A&M (11/17/13)...Became the first FSU freshman to record 24 points or more in a game since Cierra Bravard had 25 vs. College of Charleston in 2008...Recorded 13 points and four rebounds at Cincinnati (11/13/13)...Scored her first collegiate basket on a layup three seconds into the season opener vs. UNCC (11/8/13)...Added 17 points and five rebounds vs. the Spartans.

High School

Two-time Florida Association of Coaches 6A All-State selection...Two-time Northwest Florida Daily News Player of the Year...2013 Daily News Female Athlete of the Year...Finalist for the McDonald's All-American team...Averaged 18.6 points, 3.9 rebounds, 4.4 assists and 6.2 steals per game and led Choctawhatchee High School to a 31-1 record and into the state championship during her senior season in 2012-13...Had two buzzer beaters in the 2013 state tournament, including a 10-foot jumper as time expired to lift Choctaw past Pine Forest, 61-60, in the 1-6A regional semifinals...Brought Choctaw back from down 11 with four minutes remaining in the game by scoring 20 points in the final frame to lift her squad to the regional finals...Finished with 39 points versus Pine Forest...Only loss came by one point in the Florida 6A state championship game, where Brown hit a 30-foot buzzer-beater to force overtime...Averaged 23 points, seven assists, six rebounds and six steals per game as a junior, while leading Choctaw to a 25-2 mark...Finished her career with 2,068 points...Ranked as the fourth-best player in Florida by National Basketball Insider...Rated the No. 64 prospect in the country by All-Star Girls Report and No. 85 by ESPN HoopGurlz...Competed for the Miami Suns on the AAU circuit and was coached at Choctaw by her father, Don Brown.

Personal

Born Aug. 25, 1995...Was the first player in her class to sign a National Letter of Intent with Seminoles...Calls her parents, Don and Stephanie Brown, her role models...Majoring in sport management...Also participated in track and weightlifting in high school...Favorite movie is Fast & Furious 7...Her cross necklace is her favorite wardrobe accessory...Enjoys going to the movies with her teammates...Plays the drums...Enjoys playing video games...Aspires to be an athletic trainer, coach, or owner of Boys and Girls Club or Rec center...Favorite song is See You Again by Wiz Khalifa and Charlie Puth...Artist most played is Chris Brown...One thing she should probably throw away but never will are her high school state championship basketball shoes from her senior year...Most memorable win would be when Gabby Bevilard made her first career field goal against Clemson in remembrance of her mother who passed away...With \$500 million from the lottery she would buy her mom a home, her dad a 1968 Camaro, a BMW, things for her siblings and give to charity...Most gratifying community service performed was when the team held a clinic for several kids in Dakar, Africa during the summer 2013...If she could choose to give back or fight for a cause it would be for those with cancer...If she could spend an hour with anyone it would be Tim Tebow...Her jersey No. 12 runs in her family from her uncles, fathers, brother and sister...Claims she has a good voice...Favorite home-cooked meal is her mom's brownies...Has one brother and one sister...Comes from a very athletic family...Referred to as one of the team's biggest jokesters...Has the ability to do great impersonations...Supposedly is cluster-phobic...One of her most inspirational stories she's ever heard is when NBA superstar Chris Paul came to the aid of a young basketball-loving boy whose mother passed away from brain cancer...Some of her best advice ever received comes from her parents, who told her to take advantage of family and spend every moment right with them.

FSU CAREER HIGHS FOR BROWN

- Points: 24, Prairie View A&M - 11/17/13
- Rebounds: 12, NC State - 2/26/15
- Assists: 7, UT Martin - 12/28/13
- Steals: 5, 3x
- Blocks: 2, at Temple - 12/14/14
- FG made: 10, Virginia - 03/02/14
- FG attempts: 19, Duke - 01/23/14
- 3FG made: 3, 2x
- 3FG attempts: 9, at Florida - 11/21/13
- FT made: 7, Prairie View A&M - 11/17/13
- FT attempts: 10, Prairie View A&M - 11/17/13



TWITTER-WORTHY

- Leads Florida State's traditional pre-game clap to help get her teammates amped up for the game.

- Known as one of the team's biggest jokesters who attempts to do a few impersonations from time to time.



SEMINOLE RETURNEES

20 SHAKAYLA THOMAS

SOPHOMORE • FORWARD • 5-11 • SYLACAUGA, ALA.



2015-16 OUTLOOK: Has a chance to be one of the top isolation players in the ACC...Versatile enough to play the '3' or '4' position...Has already proven she can be relied upon when the game is on the line.

Honors

- ACC Sixth Player of the Year (Blue Ribbon & ACC Coaches)
- All-ACC Freshman Team
- ACC All-Tournament First Team

Freshman Season (2014-15)

Backed up her decorated arrival as a freshman sensation by emerging as one of the most potent offensive players in the ACC...Averaged 10 points in just 19 minutes per game off the bench for the Seminoles...Finished second on FSU shooting 53 percent from the field (161-304) as well as field goals made (161) despite averaging the seventh-most minutes per game...Had two late go-ahead baskets for the Seminoles in big wins over Purdue and Louisville...Third on the team with three double-doubles...Her three double-doubles came against NCAA Tournament teams Washington, Pitt and Louisville...Finished sixth in the ACC in overall field goal percentage (53 percent) and seventh in the conference in field goal percentage in conference play (51.2 percent), which led the team...Replaced an injured Adut Bulgak in the starting lineup against Pitt and Virginia Tech and led FSU offensively, averaging 16 points and 8.5 rebounds while shooting 14-of-21 (66.7 percent)...Shot 50 percent or better in 22 games played...Recorded 21 double figure scoring games...Overall, Thomas averaged 10 points, 4.8 rebounds and tallied 25 blocks...Started just three of her 37 games played as the spark off the bench...Accepted her role with class after never coming off the bench in high school...Led the Seminoles shooting 61.5 percent (16-of-26) in the NCAA postseason against Alabama State, FGCU, Arizona State and South Carolina...Nearly became the third freshman in FSU history to lead the team in made field goals, but her 161 makes was one short of Adut Bulgak's 162...Based on pro-rated minutes, Thomas would have led FSU in points per game (21.0) in 40 minutes...Made a strong FSU debut with 10 points on 5-of-9 shooting in 19 minutes vs. UAB (11/4/14)...Added 15 points and went 5-of-5 from the free throw line in 14 minutes off the bench vs. BCU (11/18/14)...Recorded a perfect 3-of-3 shooting performance off the bench against Eastern Illinois (11/21/14)...Had a double-double consisting of 14 points and 10 rebounds against Washington in Mexico, her first career double-double (11/27/14). Thomas led FSU with 17 field goals made and 14 defensive rebounds in Cancun...Hit the go-ahead floater with 24 seconds left in overtime to help lift FSU to a 67-64 win at Purdue (12/3/14)...Had 10 points on 4-of-7 shooting in a win over Florida (12/7/14)...Posted a game-high 19 points on 8-of-10 shooting with three blocks against Savannah State (12/19/14)...Poured in 15 points on 6-of-8 shooting off the bench at Tulane (12/22/14)...Went 5-of-8 for 10 points with five rebounds against Jacksonville (12/29/14)...Team-high 18 points at No. 4/4 Notre Dame, including 12 points (6-of-6) in the second half (1/2/15)...Had a double-double with 13 points and 10 rebounds against Pitt (1/15/15)...Team-leading 19 points (8-of-11) with seven rebounds and two blocks at Virginia Tech (1/18/15)...Had 13 points, 10 rebounds and go-ahead layup with 33 seconds left vs. Louisville (1/22/15)...Shot 6-of-7 from the field for 13 points in just 17 minutes at Georgia Tech (1/30/15)...Recorded 12 points along with six boards against Miami (2/8/15)...Team-leading 13 points on 6-of-10 shooting with six boards vs. NC State (2/26/15)...Had 11 points on 5-of-7 shooting with two steals at Miami (3/1/15)...Posted game-high 17 points on 8-of-10 shooting vs. Virginia Tech (3/6/15)...Had 12 points and four rebounds against FGCU (3/23/15).

High School

One of the most highly-sought players in the 2014 recruiting class from Sylacauga High...Became the fourth McDonald's All-American to sign with FSU directly out of high school, joining Kai James (2013), Natasha Howard (2010) and Shante Williams (2003)...Finished the McDonald's All-American Game with a game-high 19 points on 9-of-15 shooting as her East team fell to the West team, 80-78...Strong, athletically gifted forward who stands at 5-foot-11 and can score in a variety of ways...Rated as the No. 12 overall player in the 2014 recruiting class according to Dan Olson Collegiate Girls Basketball Report, as well as the third-ranked small forward...Ranked 15th overall and the second-ranked small forward by All-Star Girls Report...Grabbed 2,643 career rebounds in six seasons of varsity basketball, the highest total in Alabama State history...Scored a remarkable 4,242 points in her high school career, just the fifth player from Alabama to cross the 4,000-point mark...Averaged 33.1 points per game and 12.8 rebounds as a senior while being named Class 5A player of the year as a senior, the third time in her career...2014 USA Today All-USA Third Team...Alabama Sports Writers Association Miss Basketball...CBS MaxPreps Girls Basketball Fourth Team All-American...Named a WBCA Honorable Mention All-American as a senior...Led Sylacauga to the AHSAA 5A State Championship game when she poured in 40 points in a win over Brewer in the semifinals...Scored 31 points in the annual Alabama-Mississippi All-Star Classic to earn MVP honors for her team on March 21, 2014...Averaged 31.9 points per game as well as 14.5 rebounds and shot 52 percent from the floor during her junior season in 2012-13...Led her varsity squad in scoring every season since the seventh grade...Three-time Alabama Sports Writers Association Class 5A Girls Player of the Year...Three-time First Team 5A All-State performer...As a sophomore in 2011-12, Thomas dominated play when she averaged 33 points, 16 rebounds and five assists per contest.

Personality

Born May 5, 1996...Daughter of LaKisha Chambliss...Exploratory major...Favorite movie is Love and Basketball...Knows how to play the drums...Musical artist most played on her iPod is Nicki Minaj...Enjoys watching cartoons...Favorite accessory in her wardrobe is her shoes...Is an excellent dancer...Favorite home-cooked meals are taco salad and lasagna...Has one brother and one sister...Related to NBA veteran small forward Gerald Wallace, who is also a native of Sylacauga...Has a very funny personality.

FSU CAREER HIGHS FOR THOMAS

Points: 19, 2x

Rebounds: 10, 3x

Assists: 2, vs HARTFORD -- 11/29/14

Steals: 2, 6x

Blocks: 4, Pitt -- 1/15/15

FG made: 9, at Notre Dame -- 1/2/15

FG attempts: 15, vs Louisville -- 3/7/15

FT made: 5, Bethune-Cookman -- 11/18/14

FT attempts: 10, at Virginia Tech -- 1/18/15



TWITTER-WORTHY

-Shakayla Thomas has a big interest in athletic shoes. One day she would like to open her own shoe store.

-She is a top-notch dancer who has some slick moves. Her teammates have often called her the team's best dancer.



SEMINOLE RETURNEES

23 IVEY SLAUGHTER

JUNIOR • FORWARD • 6-1 • MACON, GA.



2015-16 OUTLOOK: A critical part of Florida State's success...Her toughness and interior defense have helped give FSU a strong identity... Looking to be another reliable scoring option.

Honors

-Alicia Gladden Defensive Player of the Year (2014-15)

Sophomore Season (2014-15)

Once again proved to be one of the team's top defensive anchors in the post, routinely guarding the opponent's top player in the paint... Led FSU far and away with 47 charges drawn...Added six more double-doubles to reach 15 for her career, the most on the team...Slaughter's 15 double-doubles is tied for 13th in school history with assistant coach Brooke Wyckoff...Slaughter is halfway toward becoming just the third Seminole to reach 30 career double-doubles, possibly joining Natasha Howard (41) and Sue Galkantas (31)...Averaged 10.8 points, 6.1 rebounds and shot 50.2 percent (135-of-269) from the floor...One of three Seminoles (Leticia Romero, Shakayla Thomas) to shoot above 50 percent...Her aggression to the basket was evident in her team-leading 165 free throw attempts, the 10th-most in a season at FSU... Slaughter made 117 of her 165 freebies (70.9 percent), with her 117 makes being the 12th-most in a season at FSU...Added six double-digit rebounding efforts...Finished second on the team behind Adut Bulgak (54) with 27 blocked shots...Averaged 10.5 points, 6.3 rebounds and shot 50 percent in ACC play...Recorded 16 points, nine rebounds, four steals and three assists against UAB (11/14/14)...Posted 16 points and nine rebounds for the second straight game against Bethune-Cookman (11/18/14)...Scored in double figures (12, 15, 12) against Washington, Furman, and Hartford, respectively, in Mexico (11/27-29/14)...Posted a season-high 18 points against rival Florida (12/22/14)...Recorded a double-double with 16 points and 12 rebounds at Clemson (1/8/15)...Registered 14 points on 6-of-10 shooting with two blocks and two steals vs. Wake Forest (1/25/15)...Posted a season-high 13 rebounds along with 10 points at Georgia Tech (1/30/15)...Set a new career-high of 22 points (8-of-14), including a perfect 6-for-6 on FTs and seven rebounds vs. Syracuse (2/2/15)...Had eight points with two steals against Miami in 17 minutes played (2/8/15)...Recorded 15 points and eight rebounds at UNC (2/12/15)...Had 14 points on 5-of-7 shooting along with five rebounds at Virginia (2/15/15)...Recorded a double-double with 13 points and 12 rebounds against Clemson (2/19/15)...Totalled 12 points and four rebounds at Boston College (2/22/15)...Went 7-of-10 at the free throw line and scored 13 points with nine rebounds at Miami (3/1/15)...Recorded 17 points with five rebounds vs. Louisville and added three blocks (3/7/15)...Tied career high with three blocks vs. Notre Dame (3/8/15)...Had 13 points and 3 steals against Alabama State (3/21/15).

Freshman Season (2013-14)

Recorded nine double-doubles, the most by a freshman since Lorraine Rimson had 10 in the 1983-84 season...Had 12 double-digit rebounding games...Finished second among freshmen in the ACC in rebounds per game, averaging 7.7...Led the 'Noles at the free throw line with a 74.4 percentage (96-129)...Slaughter's double-double count is tied for the 12th most in a season at FSU...Pulled down a game-high 13 rebounds against Iowa State in the NCAA First Round (3/22)...Generated 13 points and five rebounds off the bench against UVA (3/2/14)... Chipped in seven points and nine rebounds at Clemson (2/23/14)...Scored six points and added six rebounds against Miami (2/16/14)... Posted ninth career double-double with 12 points and 11 rebounds against Syracuse (2/13/14)...Scored 11 points on a career best 6-of-9 shooting and added four steals in the victory against Boston College (2/9/14)...Tallied eighth career double-double with 12 points and 12 rebounds against Virginia Tech (1/26/14)...Posted her seventh double-double with 12 points and 11 boards at No. 20/21 NC State (1/16/14)... Pulled down 10 boards to go with nine points vs. UNC (1/12/14)...Battled back from early foul trouble to record seven points at Miami (1/9/14)...Pulled down 13 rebounds and added 11 points and two steals in win against Pitt (1/2/14)...Had fifth career double-double vs. UT Martin, recording 11 points and 13 boards (12/28/13)...Led FSU in scoring for the first time with career-high 19 points and 11 boards vs. UNF (12/16/13)...Scored 14 points to go along with seven rebounds in the Seminoles' 71-33 victory over Jacksonville (12/8/13)...Recorded her fourth double-digit rebounding effort vs. No. 25 Michigan State, picking up 11 boards with six points (12/4/13)...Marked a career high with 15 boards and posted her third double-double (12 points, 15 rebounds) of freshman year in win against Miami-Ohio (12/1/13)...Her 15 boards vs. Miami-Ohio was the most by a freshman since the 2006-07 season...Chipped in with nine points and four rebounds vs. Stetson (11/29/13)...Totalled nine points and nine rebounds in 25 minutes of playing time against Louisville (11/24/13)...Pulled down nine boards and recorded two steals at Florida (11/21/13)...Posted second double-double of the season (13 points and 11 rebounds) while swiping four steals in a win against Prairie View A&M (11/17/13)...Recorded five steals in 32 minutes of action at Cincinnati (11/13/13)...Became the first FSU freshman to record a double-double (12 points, 11 rebounds) in a season opener since Jacinta Monroe in 2006.

High School

A four-star recruit...Led Tattnall Square Academy to a 26-4 record her senior season, culminating with a 58-46 win in the Georgia Independent School Association Class AAA state championship game where she scored 26 points...Named GISA Class AAA All-State, All-Region and All-Middle Georgia teams in 2012 and 2013...Averaged 21 points, 12 rebounds, three blocks and three steals before her junior season was cut short by a knee injury...Still scored 30 points four times...Ranked the No. 21 forward in the 2013 signing class and the No. 79 overall player by ESPN HoopGurlz...Rated the 69th-best player in her class by All-Star Girls Report and No. 86 by National Basketball Insider... Transferred to Tattnall Square from Crawford County High School, where she collected honorable mention all-state honors as a sophomore in 2011...Competed for the Big South Dream Team on the AAU circuit.

Personal

Born Oct. 4, 1994...Parents are Calvin and Varina Slaughter...Majoring in sport management...Also starred on her high school track team, capturing three 2013 Georgia Class AAA state championships in the 400-meter dash, triple jump and the 4x100 meter relay...Set a state record in the triple jump (37'11") and finished runner-up in the 100-meter dash...Aspires to become an athletic director or an athletic trainer... Graduated high school with honors...Favorite movies are Hunger Games, Little Rascals and Love and Basketball...Actress to play her in a movie would be Sanaa Lathan...Favorite television show is Criminal Minds... Her biggest hardship faced was the passing of her grandfather (known as Poppy or Papa) on Feb. 21, 2015...also played softball in addition to cross country and track & field in high school...Is a big fan of wearing leggings...Would brand her style of dress as "The Typical Athlete"...Enjoys listening to J.Cole, especially his song titled Problems... Enjoys gospel as well and listening to songs like You Better Run by Rev. Curtis Raines...Best song that describes her life is Conqueror by Estelle and Jussie Smollett...Believes her play on the court is similar to multiple NBA champion Dennis Rodman...Wears No. 23 in honor of late FSU guard Alicia "Ice" Gladden as well as her grandfather...Her most interested current issue is the conflicts in Africa and third world countries...The biggest cause she would fight for is finding a cure for people with cancer...most inspirational story to her is about Lauren Hill...Enjoys going to the movies with her teammates...Performed gymnastics when she was growing up and still knows how to tumble a little bit...Biggest phobia is getting stuck in an elevator...Prays before every game and does her signature handshakes with Brittany Brown and Gabby Bevilard...Message she would put in a fortune cookie is "Your destiny is what you make it"...Favorite home-cooked meal is oxtails and rice...one of six children, including three sisters and two brothers...Her father, Calvin, played basketball at Jacksonville University and her uncle was a football player at Auburn and Fort Valley State...Has drawn rave reviews by her teammates for her ability to do back-flips.

FSU CAREER HIGHS FOR SLAUGHTER

- Points: 22, Syracuse -- 2/2/15
- Rebounds: 15, at Miami-Ohio -- 12/1/13
- Assists: 3, 3 times
- Steals: 5, at Cincinnati -- 11/13/13
- Blocks: 3, 2x
- FG made: 8, 2x
- FG attempts: 14, 3x
- FT made: 11, North Florida -- 12/16/13
- FT attempts: 13, 2x



TWITTER-WORTHY

-Ivey Slaughter put together an entertaining trick shot in the second floor practice gym that was widely viewed this past summer.

-Enjoys a little bit of gospel music.



SEMINOLE RETURNEES

25 AMA DEGBEON

SOPHOMORE • CENTER • 6-2 • GRUNBERG, GERMANY

2015-16 OUTLOOK: Had a productive summer playing in the FIBA circuit with Germany...Could someday be a top-notch rebounder...Continues to get better in all facets of the game.

Freshman Season (2014-15)

Played in 22 games and averaged 1.9 points, 1.2 rebounds and shot 54.5 percent from the floor (18-of-33)...Earned time on the court in key situations, including against Notre Dame on Jan. 2...Played double-digit minutes in five games, including a career-high 21 minutes against Pitt (1/15/15)...Had four points and two rebounds in five minutes of action in FSU debut against UAB (11/14/14)...Chipped in with three points in 10 minutes played against UNF (12/16/14)...Was impressive against Jacksonville, posting 11 points (4-of-8 shooting) (12/29/14)...Played 12 minutes at No. 4/4 Notre Dame (1/2/15).

International Playing Experience

Has enjoyed a solid experience playing internationally, highlighted by her presence on the 2013 German Senior National Team...Was the focal point for Germany in the 2015 FIBA U20 European Tournament, leading all players with 36.4 minutes per game...Nearly averaged a double-double (10.7 points, 9.6 rebounds) and finished second in offensive rebounds per game (3.9) and third in average total rebounds...In th 2015 tournament she delivered 21 points and seven rebounds vs. Poland, and ended the tournament with 17 rebounds vs. Hungary...Led Germany to a gold medal at the 2014 U20 European 'B' Championship with a 75-47 win over Romania...Ranked first among all players with a 63.1 field goal percentage for the tournament, highlighted by 26 points on 12-of-16 shooting against Bosnia and Herzegovina...The youngest player at 17 years old to ever compete with the German Senior National Team, participating in the EuroBasket Women Qualifying Tournament in Israel...Received a nomination to the U16 German National Team in 2011, as she helped the squad win the FIBA U16 European Championship and elevate their status...competed for two teams in the German National League, including Team Grünberg and Team Marburg... Has played numerous games in France, Great Britain, Israel, Finland, Hungary, Romania, the Czech Republic, Belgium and more... Averaged 12.4 points per game and led Team Grünberg in rebounding (11.2) and blocked shots in most recent season... Also hit nearly 60 percent of her shots from the field, averaging 57.5 percent... Averaged 12.9 points per game and nearly 10 boards while playing in the 2013 U18 Division B Championship...Led her U19 National Team to a first-place finish in 2013.

CAREER HIGHS FOR DEGBEON

Points: 11, Jacksonville – 12/29/14
Rebounds: 3, 3x
Assists: 1, 3x
Blocks: 1, 2x
Steals: 1, 3x
FG made: 3, Jacksonville – 12/29/14
FG attempts: 4, Jacksonville – 12/29/14
FT made: 3, Jacksonville – 12/29/14
FT attempts: 5, vs. Virginia Tech – 3/6/15



TWITTER-WORTHY

-Ama Degbeon is a fan of the hit TV show Grey's Anatomy. Even though it's not a total accurate depiction of the field, Degbeon may someday want to study medicine.

-Some of the things that she notices is so different between the U.S. or Germany is the music and the presence of fast food.

Personal

Born Dec. 16, 1995...Parents are Michaela and Andre' Degbeon...Majoring in biological science...Favorite movie is American Beauty...Enjoys listening to Drake... Can speak German and English...Her career ambition is to become a doctor...Her biggest hardship was having to move away from her home country of Germany... Also performed Taekwondo in high school...Music artists she plays a lot on her iPod are Trey Songz and Chris Brown...Likes to watch Shameless...Favorite accessory in her wardrobe are her rings...Her most memorable win so far is finishing first in the U20 European Championship in the summer 2014...Favorite home-cooked meal is tofu with meat sauce...Has two brothers and three sisters.



SEMINOLE RETURNEES

42 KAI JAMES

JUNIOR • CENTER • 6-5 • WEST PALM BEACH, FLA.

2015-16 OUTLOOK: Ready for her best year yet in her third season...Part of FSU's three-headed rebounding monster in the low post along with Adut Bulgak and Ama Degbeon...Continues to work hard on her overall game.

Sophomore Season (2014-15)

Played in 31 games, including three of four NCAA Tournament games, and averaged 2.5 points, 24 rebounds and shot 47 percent (31-of-66) from the floor...Recorded two double-figure games on the season...Averaged 6.8 minutes per game...Recorded six points, all on a career-high six free throws made, in a victory over BCU (11/18/14)...Had nine points and seven rebounds against Eastern Illinois (11/21/14)...Had a perfect 4-of-4 game against Furman for 11 points in Cancun, her first double-figure scoring game of the season (11/28/14)...Posted five points and four rebounds against North Florida (12/16/14)...Posted six crucial points along with four rebounds against No. 13/12 Duke (1/11/15)...Stood out against the Blue Devils with great individual defense on All-America center Elizabeth Williams...Pulled down seven rebounds against Virginia Tech (1/18/15)...Had four points and four boards in six minutes at Georgia Tech (1/30/15)...Generated eight points (4-of-5) with four rebounds vs. Clemson (2/19/15)...Tied a season high with 11 points and seven rebounds vs. Virginia Tech (3/6/15).

Freshman Season (2013-14)

Averaged 3.8 points and 3.1 rebounds in 11.5 minutes of action as a freshman...Posted three double-figure games...Tallied 11 points on 4-of-6 shooting in 13 minutes against Boston College (2/9/14)...Scored 11 points on 5-of-8 shooting in only 14 minutes against Virginia (1/19/14)...Gave FSU a spark with five points off the bench at No. 20/21 NC State (1/16/14)...Finished with two points and four rebounds against No. 13/12 UNC (1/12/14)...Posted five points and grabbed four rebounds in a victory against Pitt (1/2/14)...Added seven points against UT Martin (12/28/13)...Pulled down five boards against UNF (12/16/13)...Shot 3-of-5 from the field and totaled seven points in the win against Jacksonville (12/8/13)...Totaled four points in a win at Miami-Ohio (12/1/13)...For the second time, swatted away four shots vs. Stetson and grabbed a career-best nine rebounds (11/29/13)...Pulled down a previous career-high six rebounds and posted five points and two blocks in game against Louisville (11/24/13)...Generated seven points, two blocks and two steals at Florida (11/21/13)...Contributed 12 points, shooting 5-of-7 from the field and 2-of-3 from the charity stripe, and grabbed five rebounds in the victory over Prairie View AGM (11/17/13)...Delivered six points, including going 4-of-6 from the free-throw line, in a win at Cincinnati (11/13/13)...Recorded four blocks in her collegiate debut against UNC Greensboro (11/8/13), which led all ACC players on opening weekend...Chipped in with eight points...Blocked 15 shots in her first six games as a Seminole.

High School

Consensus Top 25 recruit and the No. 3 center in the 2013 signing class by ESPN HoopGurlz...Played in the 2013 McDonald's All-American Game at the United Center in Chicago after averaging a double-double (10.0 points and 11.6 rebounds per game) during her senior season at Dwyer High School...Collected WBCA High School All-America honorable mention honors...Won a gold medal with Team USA at the 2012 U17 World Championship in Amsterdam last summer...Ranked the No. 22 overall player in her class by ESPN HoopGurlz, No. 12 by All-Star Girls Report, No. 19 by Full Court and No. 23 by Blue Star Basketball Report...Had a 29-point, 25-rebound effort on Dec. 28, 2012 against Dreher (S.C.) High School...Finished third in voting for Florida's Class 8A Miss Basketball Award in 2013... A two-time Florida Association of Coaches 8A All-State selection...Averaged a double-double as a junior in 2011-12 (12.1 ppg and 13.4 rpg) and as a sophomore in 2010-11 (12.0 ppg and 15.8 rpg)...Her high school team went a combined 68-18 during her final three seasons...Competed for the Miami Suns on the AAU circuit.

Personal

Born July 26, 1995...Daughter of Cassandra Brown and Brenton James...Majoring in sport management...Named to the honor roll during her junior and senior years of high school...Favorite movie is Transformers: Dark of the Moon...Favorite artist is Drake...Song best describing her life is Karaoke by Drake...Favorite quote is "The largest room in the world is the room for improvement"...Actress to play her in a movie would be Gabrielle Union because she is great at portraying a strong woman...Name of her autobiography would be titled Drive...Her favorite meal is brown stew chicken with rice and peas...The music that motivates her best is hip-hop...Her most memorable win was over Iowa State in the NCAA Tournament...Likes Slam Magazine...Knows how to play the trombone...One thing she should probably throw away but never will is her cellphone...If a genie granted her three wishes they would be: 1) Eternal life for her and her family; 2) Eternal Health; 3) Everything she wanted was free...Will sometimes watch Love and Hip Hop...Wears No. 42 because her older brother Joel James wears the same number at North Carolina...Likes watching movies with her teammates...Was gratified this summer to host outreach camps in less fortunate neighborhoods with her teammates...Is said to be very adventurous...if she won \$500 million in the lottery she would give \$15 million to charity and buy her mother and father a house and a car...Biggest cause she would fight for is to end world hunger...Grew up as one of 11 children.



CAREER HIGHS FOR JAMES

- Points: 12, Prairie View AGM – 11/17/13
- Rebounds: 9, Stetson – 11/29/13
- Assists: 2, Wake Forest – 1/25/15
- Steals: 2, 2x
- Blocks: 4, 2x
- FG made: 5, 3x
- FG attempts: 11, UNC Greensboro – 11/08/13
- FT made: 6, Bethune-Cookman – 11/18/14
- FT attempts: 6, 6x



TWITTER-WORTHY

- Kai James wears No. 42 partly because her older brother Joel wears the same number at North Carolina.

- She is one of the team's biggest proponents of community service, always serving as a noticeable figure in the Big Bend area.



SEMINOLE NEWCOMERS

4 RACHEL ANTONIADOU

FRESHMAN • GUARD • 5-9 • RIPPLEBROOK, VICTORIA

2015-16 OUTLOOK: Talented Australian guard who has a nice jump shot...Looking to get adjusted to the faster and more physical style of play in the United States...Adds needed depth to the guard position.

International Playing Experience

Competed for the Dandenong Rangers of the South East Australian Basketball League as well as the Women's National Basketball League...Was part of the Rangers team since playing for the U12 squad, including the SEABL for two seasons and the WNBL for three seasons...Averaged 25 minutes and scored 13.9 points per game in 2013...Pulled down 3.9 boards and dished out 2.5 assists in the same season...Captained the Victorian country state school team that won a national championship, averaging 40 points per game...Scored a single-game record 44 points at the Australian junior country cup... Won a gold medal at the U19 Australian national 3x3 championship as a 16-year old... Has some FIBA experience as well, participating on the U18 Australian National Team at the 2014 FIBA Oceania Championship in Fiji...averaged 9.2 points, 3.3 rebounds and 3.2 assists at the championship, highlighted by a 17-point effort including three 3-pointers vs. New Caledonia...Helped the Australians to a title at the Oceania championship with a 98-65 win over New Zealand on Dec. 6, 2014, being part of a group that averaged 115.5 points per game and a 6-0 record.

Personal

Born on Oct. 16, 1996...Daughter of Kon and Lesley Antoniadou...Undeclared on major... Favorite movie is Love Rosie...claims to know a little bit of Japanese...career ambition is to do something that involves traveling around the world...one of the hardest things she has had to overcome is moving countries...Favorite accessory in her wardrobe is her rings...Once helped raise \$2,000 for her local Ronald McDonald House...Enjoys her "mum's" stir fry and her dad's chicken parma...Has two older sisters...Her mother was a runner for England and her dad played Aussie Rules football...If she had three wishes she would want to end all war, end all poverty and end all animal cruelty...If she could choose to stay at a certain age forever it would be 22...One of the things she would do if she won \$500 million is invest...Says that "Back Home" by Andy Grammar is a song that could describe her life...Two of the world's biggest issues she is interested in is killer whale captivity and the European refugee crisis...She would love to give back to the World Wildlife Fund for Nature and PETA after growing up an animal lover...Best advice she received was from her mother who told her to "not want to grow up too quick".



FACTS ABOUT ANTONIADOU

-Her career ambition is to do something that involves traveling around the world.

-She played for the Dandenong Rangers of the SEABL, scoring 13.9 points per game in 2013.

-She is a big animal lover and would someday love to give back to the World Wildlife Fund as well as PETA.



TWITTER-WORTHY

-Rachel Antoniadou once scored a single-game record 44 points at the Australian Junior Country Cup.

-Her mother used to be a runner for England while her dad played Aussie Rules football.



SEMINOLE NEWCOMERS

11

MARIA CONDE

FRESHMAN • FORWARD • 6-1 • MADRID, SPAIN



2015-16 OUTLOOK: Has a chance to be one of the ACC's most impactful freshman this season...Very versatile on the floor with her ability to score, rebound and defend...Has instilled a lot of confidence in the coaching staff through her play in the preseason.

International Playing Experience

Had a strong 2014-15 season in the Spanish League playing for Los Estudiantes, averaging 15.8 points, 4.7 rebounds, and 0.6 blocked shots...Led her team in scoring, rebounding, blocked shots and tied for the team lead with 1.7 assists per game...Produced a career-best 29 points vs. Alcobendas along with three blocked shots on Jan. 24, 2015...Tallied a career-high 14 rebounds in a win over Segle XXI while adding five assists on March 14, 2015...In her two-year Spanish League career she finished with eight double-doubles...Her last FIBA competition before joining Florida State was the 2015 U18 European Championship in Slovenia...Put up impressive numbers averaging 16.2 points, 10.8 rebounds and 2.4 assists in leading Spain to a 76-60 gold-medal win over France...Added 16 points in the U18 championship game vs. France...Finished in the Top 5 among all players at FIBA U19 in drawn fouls (5.0), free throws attempted (5.8), free throws made (4.3), defensive rebounds (7.5), minutes (35.3), total rebounds (10.8) and points (16.3)...Averaged 6.3 points and two rebounds at the 2015 FIBA U19 World Championship...Played in the 2014 FIBA U17 World Championship and averaged 6.7 points, six rebounds and 1.4 assists...Added 8.3 points, 4.3 rebounds and one assist per game at the 2013 U16 European Championship.

Personal

Born Jan. 14, 1997...Daughter of Francisco and Pilar Conde...Majoring in business...Favorite movies are Shutter Island and Pearl Harbor...Favorite band is Imagine Dragons...Knows how to play the guitar...Her career ambition is to get involved with marketing...Played soccer and tennis in addition to basketball growing up...The song most played on her iPod is "Cuando me siento bien-Efecto pasillo"...favorite accessory in her wardrobe is her yellow blouse...Would someday love to live in Italy...Her most memorable win was the U18 European Championship final in the summer 2015...Favorite home-cooked meal is paella...Has one brother...Would put the message "The only thing we have to fear is fear itself" in a fortune cookie after receiving that thought from one of her coaches in Madrid...If a movie was made about her life she would choose Angelina Jolie to play her role...Lives by the quote "live as if there is no tomorrow"...Would travel around the world if she won \$500 million...The name of her autobiography would be Unfinished.

FACTS ABOUT CONDE

-She averaged 16.2 points, 10.8 rebounds and 2.4 assists as Spain won the 2015 U18 European Championship.

-Put up impressive numbers with her Spanish team Estudiantes, averaging 15.8 points, 4.7 rebounds and 0.6 blocked shots.

-Her favorite band is Imagine Dragons and she knows how to play the guitar.



TWITTER-WORTHY

- Maria Conde's favorite Spanish meal is the well-known rice dish paella.

- If a movie was made about her life, she would prefer to have Angelina Jolie play her role.



SEMINOLE NEWCOMERS

32 IMANI WRIGHT

REDSHIRT SOPHOMORE • GUARD • 5-9 • HOOKS, TEXAS

2015-16 OUTLOOK: Expected to contribute greatly to FSU once she is eligible beginning in the 2016-17 season...Quality transfer from Baylor with big-game experience...Deep threat on the floor who can also get to the rim.

Redshirt Sophomore Season at Florida State (2015-16)

Will redshirt the 2015-16 season at Florida State due to NCAA transfer rules... Will have two years of eligibility remaining through the 2017-18 year...Is expected to make a big contribution to the FSU back-court over her final two seasons.

Freshman and Sophomore Seasons at Baylor (2013-15)

Recorded two productive seasons at Baylor before transferring to Florida State...Posted 24 double-figure point totals in her time at Waco, Texas...Her career numbers in two seasons with the Bears include averaging 7.4 points, 2.4 rebounds and 1.6 assists...Earned All-Big 12 Honorable Mention honors following a strong sophomore campaign...averaged 9.4 points, 3.2 rebounds and 2.5 assists...started 31 of Baylor's 37 games as the Bears recorded a Big 12 Tournament title and reached the NCAA Elite Eight in the 2014-15 season...Recorded a team-best 42 3-pointers as a sophomore...Finished second on the team in scoring and assists and third in field goals made (13) and minutes played per game (26.4)...Contributed to Baylor's NCAA Elite Eight run as a freshman in the 2013-14 season...Averaged 5.3 points off the bench and 14 minutes per game... Played behind one of the nation's top players in Odyssey Sims, who averaged 28.5 points and buried 98 triples as a senior...In her 74 games played with Baylor she led the team in rebounding in four games and scoring in two games... Majored in corporate communications...Recorded a career high 18 points vs. No. 18 Michigan State on Dec. 12, 2014, as well as against Oral Roberts on Nov. 14, 2014...Drained a career-best five 3-pointers in a thrilling 133-130 quadruple-overtime loss to No. 5 Kentucky in Arlington, Texas, on Dec. 6, 2013...Also made five 3-balls vs. Nicholls State on Nov. 14, 2013.

Personal

Born on Feb. 5, 1995...Daughter of Bridgette Forte-Thomas, Michael Thomas and Larry Wright...Has two brothers and one sister...Her mother, Bridgette, played basketball at the University of Houston and finished her collegiate career at Grambling...Her father, Larry, played at Grambling and then enjoyed a pro career that spanned 12 years (1976-88) in the NBA and Italy...He was a key part of the Washington Bullets' 1978 NBA Championship team, averaging 9.2 points and 3.7 assists off the bench...Imani's father was drafted 14th overall in the 1976 NBA Draft...Her cousin is Matt Forte, the two-time NFL Pro Bowl runningback for the Chicago Bears.



FACTS ABOUT WRIGHT

-Imani Wright is a social science major who comes from a very athletic family. Her mother played basketball at the University of Houston and her father was the 14th overall selection by the Washington Bullets in the 1976 NBA Draft.

-Wright recorded a team-best 42 3-pointers last year for Baylor.

-She plays on the scout team this season.



TWITTER-WORTHY

- Imani Wright was originally born in Talladega, Ala.

- Her cousin is Chicago Bears running back Matt Forte.



COACHING STAFF

HEAD COACH SUE SEMRAU



- 19th season
- Four-time ACC Coach of the Year
- 2015 National Coach of the Year
- FSU'S all-time winningest coach
- ACC Regular Season Champions (2009-10)
- Seven Straight NCAA Tournament Appearances (2005-11)
- 2010 and 2015 Elite Eight
- Three Straight NCAA No. 3 Seeds (2009-10-11)

After wrapping up her 18th season as the head women's basketball coach at Florida State, Sue Semrau, a four-time winner of the ACC Coach of the Year award and Florida State's all-time leader in wins, has earned a reputation as a coach that not only keeps her team in the national rankings by leading her players to victory but also one that helps foster the personal and professional growth of the student-athletes.

"Coach Sue" has guided the Seminoles to 11 NCAA Tournaments, including two Elite Eight appearances in 2010 and 2015, won a pair of gold medals with USA Basketball and has seen 28 student-athletes earn academic all-conference honors. Over the last seven years, Florida State has averaged over 24 wins per season and had 14 players sign professional contracts either in the WNBA or with a European club team. Nine Seminoles have been selected in the WNBA Draft in the last 10 years, most recently Natasha Howard who was chosen fifth overall by the Indiana Fever in 2014 to mark the highest pick in FSU history.

Semrau is so respected among her peers in the coaching community that she was named president of the Women's Basketball Coaches Association in the summer 2013 after serving as the vice president since 2010. Semrau recently finished up her tenure as WBCA President following the 2014-15 season.

This Past Season

It could be argued that Semrau's best coaching job occurred in the 2014-15 record-setting year where new accomplishments were being made seemingly every game. Florida State finished with a 32-5 overall record, shattering the school record for wins while also setting new records for ACC wins (14), Top 25 wins (6) and regular-season victories (27). For the first time ever, the Seminoles finished undefeated at the Donald L. Tucker Center, going 16-0.

FSU highlighted its year by earning a 66-65 win over No. 3 seed Arizona State in the NCAA Sweet 16 in Greensboro, N.C., reaching



Head Coach Sue Semrau celebrates with All-American Adut Bulgak following FSU's 66-65 NCAA Sweet 16 win over Arizona State in 2015.

its second Elite Eight appearance in program history. The Noles finished second in the ACC regular season with a 14-2 record, reached the ACC Tournament title game for the first time ever and garnered a program-best No. 2 seed in the NCAA Tournament before taking down Alabama State (91-49) and 20th-ranked FGCU (65-47) in the first two rounds at the Tucker Center.

Semrau earned several national and conference coaching honors after FSU was predicted to finish fifth in the ACC and ultimately steam-rolled most of its competition. She was named the ACC Coach of the Year by the Blue Ribbon Panel and the ACC coaches. Semrau was also named the ESPNW National Coach of the Year, the WBCA Coach of the Year and the Associated Press Coach of the Year. Many college basketball fans, media and other personnel took notice of the way Coach Sue was able to blend a team with six

new players and create one of the most collective, team-oriented and entertaining groups in the sport.

Semrau's fourth ACC Coach of the Year honor gives her the distinction of having the most among active ACC coaches.

The fact that the 2014-15 team became the first in program history to average five double-figure scorers proves how well a new cast of faces played together under Semrau's system. Offensively, the Noles averaged 75.5 points which was their highest in the last 24 years. FSU also set the single-season record for 3-point field goals made (216), offensive rebounds (625), defensive rebounds (986) and total rebounds (1,611). One of its most impressive feats was being the only Division I basketball team - men's or women's - to out-rebound every opponent during the regular season. Overall, FSU out-rebounded 36 of its 37 opponents.



HEAD COACH SUE SEMRAU



Three fresh faces garnered accolades for the Seminoles in junior center Adut Bulgak (AP Honorable Mention All-American, WBCA Honorable Mention All-American, All-ACC First Team), sophomore guard Leticia Romero (AP Honorable Mention All-American, All-ACC Second Team) and freshman forward Shakayla Thomas (ACC Sixth Player of the Year, ACC All-Freshman Team).

Molding True Student-Athletes

As successful as Florida State has been on the court, Semrau's commitment to community service is just as important to her program's identity. For five years, Semrau partnered the Seminoles with Samaritan's Feet, a non-profit organization dedicated to changing lives through shoe distributions around the world. Semrau annually coached a game barefoot in an effort to raise money, and the Seminoles took a break from the 2010 Junkanoo Jam in the Bahamas to give back on Thanksgiving.

The 2014-15 Seminoles once again fulfilled their duties of giving back to the community and making strong connections within the Big Bend area. FSU influenced both children and adults by visiting schools, playgrounds and other locations that allowed it to positively impact and connect with the community.

Additionally, the Seminoles have been known to extend a helping hand when on the road, making visits to the Boys and Girls Club at the Coalition for the Homeless in Orlando and elementary schools in Harlem, West Chester and Wadsworth, Ohio and Martinsville, Ind., as well as the Duke Hospital in Durham, N.C.

In August 2013, Semrau and the Seminoles held a basketball clinic for youth in Dakar, Senegal, in addition to visiting an orphanage during the team's 2013 Foreign Tour.

These efforts have molded countless Seminoles into superstars in the game of life following their hoops careers. Current assistant coach Brooke Wyckoff (Class of 2001) and Christian Hunnicutt (Class of 2011)

each earned prestigious ACC Postgraduate Scholarships, while Vanessa Fuchs (Class of 2001) served as Interim Athletics Director at Florida State and is currently the Seminoles' Senior Women's Administrator.

Recent Success

The 2009-10 season served as the perfect example of just how strong the Florida State's women's basketball program has become under Semrau. The Seminoles captured their second consecutive regular-season ACC Co-Championship and made it all the way to the Elite Eight of the annual NCAA Tournament as a then-program-best No. 3 seed for the second straight season. Along the way, FSU set the school record for most wins in a season with 29, most conference triumphs ever with 12 and highest national ranking ever at No. 9. Those three school marks were all broken by the 2014-15 team.

After the 2009-10 season was complete, star forward Jacinta Monroe was taken sixth overall in the 2010 WNBA Draft by the Washington Mystics; a draft slot that was the highest ever for an FSU women's basketball player prior to Natasha Howard's selection as the fifth pick by the Indiana Fever in 2014.

During a 24-8 campaign in 2010-11, the Seminoles extended their NCAA Tournament streak to seven consecutive years, nabbing another No. 3 seed. Along the way, forward Cierra Bravard nabbed honorable mention All-America honors and teamed with point guard Courtney Ward to capture All-ACC accolades. Overall, Semrau has guided eight players to All-America honors in her 18 years.

Changed Culture

Semrau's 326 career win total with the Seminoles more than doubles the second-most victories by an FSU coach (Marynell Meadors, 132), and her tenure has accounted for 11 of FSU's 14 all-time NCAA Tournament appearances.

Semrau basically built the Seminoles from scratch, as she inherited a program coming off a 5-22 record in 1996-97 and hadn't reached double

figures in wins in four years.

By her fourth year, Semrau had completely turned the program around, capturing a 19-12 record and the first NCAA Tournament appearance in a decade. The 2000-01 season served as the jumpstart for unprecedented success.

FSU had only four 20-win seasons before Semrau guided the Noles to six 20-win seasons over a seven-year stretch beginning in 2004-05. She has now led the Noles to nine 20-win campaigns through 18 seasons.

A Respected and Seasoned Coach

Prior to coming to Florida State, Semrau served three years as an assistant coach and recruiting coordinator at the University of Wisconsin under Jane Albright. While in Madison, she contributed to the Badgers' three-straight winning seasons and two NCAA Tournament appearances, including the program's first ever back-to-back 20-win seasons. Semrau first joined Albright at Northern Illinois in 1991 where she assisted in leading NIU to three consecutive NCAA Tournament appearances.

Before her hiring at Northern Illinois, Semrau served as head women's basketball coach and assistant athletic director at Occidental College in Los Angeles for four years where she compiled a 51-47 overall record. She also coached soccer for two seasons and was responsible for the administrative duties of fundraising and promotions at the Division III institution.

Semrau also worked as the public relations and promotions director for the L.A. Heat professional soccer team from 1986-87, and as the public relations director for the Seattle Storm soccer team in the previous year.

A native of Seattle, Wash., Semrau is a graduate of Shorecrest High School. She went on to attend the University of Puget Sound for two years. Semrau transferred to the University of California-San Diego in 1984 where she was a team co-captain and Co-MVP. She graduated in 1985 with a bachelor's degree in communications and received her master's degree in athletic administration from the University of Southern California in 1988.





SEMRAU VS. ALL OPPONENTS

Akron	2-0	Florida Gulf Coast	3-0	Murray State	1-0
Alabama	1-0	Florida International	3-2	Nebraska	0-2
Alabama A&M	1-0	Fordham	5-0	New Orleans	1-0
Alabama State	4-0	Furman	1-0	UNC-Asheville	1-0
Alcorn State	1-0	Georgia	0-4	North Carolina	5-22
Arizona State	2-1	Georgia Southern	1-0	North Carolina A&T	1-0
Arkansas	0-1	Georgia State	3-0	North Florida	5-0
Auburn	2-3	Georgia Tech	17-11	Notre Dame	0-4
Austin Peay	1-0	Grambling	1-0	NC State	11-18
Baylor	0-1	Hartford	1-0	Northern Arizona	0-1
Bethune-Cookman	1-0	Harvard	2-0	Northern Colorado	1-0
Boston College	11-1	Hawaii	1-0	Oakland	2-1
Cal State Fullerton	1-0	High Point	1-0	Ohio State	1-1
Charleston Southern	1-0	Hofstra	1-0	Oklahoma State	0-1
Charlotte	3-0	Indiana	3-0	Old Dominion	1-0
Chattanooga	0-2	Iowa	1-0	Pacific	1-0
Chicago State	2-0	Iowa State	1-1	Penn State	1-0
Clemson	23-12	IUPUI	1-0	Pepperdine	0-1
Cincinnati	1-0	Jacksonville	5-0	Pitt	2-0
Colgate	1-0	Lipscomb	2-0	Prairie View A&M	1-0
College of Charleston	1-0	Long Beach State	2-0	Princeton	1-0
Colorado State	1-0	LSU	1-3	Purdue	1-0
Connecticut	0-7	Louisiana Tech	2-2	Richmond	1-1
Coppin State	1-0	Louisville	3-2	Samford	3-0
Dayton	1-0	Loyola-Chicago	1-0	San Francisco	0-1
DePaul	0-2	Maryland	13-14	Savannah State	2-0
Duke	4-29	Massachusetts	1-0	St. Francis (NY)	1-0
Duquesne	0-1	Mercer	4-0	St. Joseph's	1-0
East Carolina	1-0	Miami	18-6	St. John's	2-0
East Tennessee State	1-0	Miami (OH)	2-0	St. Mary's	1-0
Eastern Illinois	1-0	Michigan State	1-1	South Alabama	1-0
Eastern Kentucky	2-0	Minnesota	1-0	South Carolina	0-1
Fairfield	1-0	Mississippi	1-0	South Florida	5-1
Fairleigh Dickinson	1-0	Mississippi State	2-1	Southeast Missouri State	2-0
Florida	9-11	Missouri	2-0	Stanford	1-2
Florida Atlantic	2-0	Missouri State	0-1	Stetson	5-0
Florida A&M	2-0	Montana	1-1	Syracuse	2-0

SEMRAU YEAR-BY-YEAR at FSU

Season	Overall Record	ACC Record (Place)	Postseason
1997-98	9-18	5-11 (7th)	
1998-99	7-20	2-14 (9th)	
1999-00	12-17	4-12 (8th)	
2000-01	19-12	9-7 (4th)	NCAA Second Round
2001-02	13-15	4-12 (9th)	
2002-03	17-13	8-8 (4th)	WNIT Second Round
2003-04	15-15	7-9 (5th)	WNIT Second Round
2004-05	24-8	9-5 (4th)	NCAA Second Round
2005-06	20-10	10-4 (4th)	NCAA Second Round
2006-07	24-10	10-4 (4th)	NCAA Sweet 16
2007-08	19-14	7-7 (5th)	NCAA Second Round
2008-09	26-8	12-2 (T-1st)	NCAA Second Round
2009-10	29-6	12-2 (T-1st)	NCAA Elite Eight
2010-11	24-8	11-3 (3rd)	NCAA Second Round
2011-12	14-17	6-10 (8th)	
2012-13	23-10	11-7 (4th)	NCAA Second Round
2013-14	21-12	7-9 (9th)	NCAA Second Round
2014-15	32-5	14-2 (2nd)	NCAA Elite Eight
Totals	348-218 (.615)	148-128 (.536)	13 Postseason Appearances

UAB	3-0
UCF	9-1
UNC Greensboro	2-0
UT-Arlington	1-0
UT-Martin	1-0
UT-San Antonio	1-0
TCU	1-0
Temple	3-0
Texas A&M	1-1
Towson State	1-0
Troy	1-0
Tulane	2-0
Tulsa	3-1
Valparaiso	0-1
Vanderbilt	2-1
Virginia	15-20
Virginia Tech	14-2
Wake Forest	20-7
Washington	0-4
Western Carolina	4-0
UW-Milwaukee	1-0
Wright State	1-0
Xavier	1-2
Yale	1-1



SEMRAU THROUGH THE YEARS

1997-98

SUE SEMRAU is hired as Florida State's head coach – the program's third new coach in three years. The program is coming off of a 5-22 season, including a winless season in ACC play at 0-16. In her first season at the helm of the program, Sue Semrau leads Florida State to its most victories since 1992-93 (9-18) and its best ACC record (5-11) and finish since 1992-93, including its largest victory by margin over an ACC opponent (88-53 over Georgia Tech). Latavia Coleman was named Second Team All-ACC while Brooke Wyckoff was named to the ACC All-Freshman Team.

1998-99

THE SEMINOLES were 5-5 when leading scorer Latavia Coleman was lost for the season with a torn ACL and the team won just two more games the rest of the season and finished 7-20. Sue Semrau and her staff signed the No. 8 ranked recruiting class in the nation. Brooke Wyckoff was named Third Team All-ACC while April Traylor was named to the ACC All-Freshman Team.

1999-00

SUE SEMRAU LED FSU to a 12-18 record while the Seminoles played 12 games against NCAA Tournament teams and eight nationally-ranked teams. The Seminoles were competitive as seven of the team's ACC losses were by five points or less. FSU won its first round game at the ACC Tournament with a 65-60 victory over Maryland marking the first time the Seminoles had won a game in the tournament. Latavia Coleman scored 31 points in that game and became the first Seminole since 1993 to earn ACC Tournament First Team honors. For the season, Coleman was named Second Team All-ACC, Brooke Wyckoff was named Third Team All-ACC and to the All-Defensive Team while April Traylor earned Honorable Mention honors. Coleman became the first Seminole to be drafted to the WNBA as a third round selection and the 48th pick overall.

2000-01

IN SUE SEMRAU'S fourth year, she led Florida State to the program's best season in a decade. What a year it was and it started early as the Seminoles practiced 10 days in August before embarking on a 10-day European adventure to France and Switzerland where they played four games and won them by an average of 47 points. The Seminoles went on to record the program's most wins (19-12) in 10 years, advanced to the NCAA Tournament for the first time since the 1990-91 season and had their first winning season since 1991-92. FSU's 9-7 ACC record was the program's best record and finish (tied for 3rd) in league play. FSU finished ranked No. 25 nationally, the program's first national ranking since 1991. Semrau was named ACC Coach of the Year. Brooke Wyckoff was named a First Team All-ACC selection and was the first FSU player since 1992-93 to garner such status. She also earned ACC All-Defensive Team honors for the second straight season. Leysy Torres and April Traylor were named Third Team All-ACC. Wyckoff was selected in the second round as the 26th overall pick in the WNBA Draft while Torres was a third round selection (37th pick).

2001-02

THE SEMINOLES once again played some of the nation's toughest opponents with five games against Top 10 opponents, 11 games total against Top 25 teams and 12 games against NCAA Tournament teams. Six of FSU's losses (13-15) were by four points or less. Tashaika Morris earned Third Team All-ACC honors. April Traylor was Honorable Mention All-ACC while Genesis Choice was named to the ACC All-Freshman Team.

2002-03

FLORIDA STATE made its second post-season tournament appearance in three years, playing in the WNIT and advancing to the second round. Sue Semrau guided the Seminoles to another winning season (17-13), the second in three years, and to a fourth-place finish in the ACC, which was rated No. 2 among 32 conferences in RPI rankings. Tashaika Morris earned Second Team All-ACC honors while Ganiyat Adeguntan garnered Honorable Mention All-Freshman Team honors.

2003-04

DESPITE THE LOSS of starter LaQuinta Neely just six games into the season, Sue Semrau led the Seminoles to another WNIT appearance, marking the third postseason tournament appearance in four years and to a 15-15 record. Tashaika (Morris) Allen was named Second Team All-ACC while rookie Shante Williams earned Honorable Mention All-ACC honors and All-Freshman Team accolades.

2004-05

THE FLORIDA STATE women's basketball program suffered a tragedy with the sudden death of rising sophomore RONALDA PIERCE in June 2004. Sue Semrau provided the strength and leadership to pull her team through the devastation and introduced Phase Two of the program which was about personal responsibility, selflessness and a championship mentality. The Seminoles flourished in the new system and established the best start in school history (12-0) on their way to the program's first 20-win season (24-8) since 1990-91. With a second round appearance in the NCAA Tournament, FSU made its third straight postseason tournament appearance and fourth in a five-year stretch. FSU spent five weeks nationally-ranked and earned its first Associated Press ranking since 1991. Semrau, who guided FSU to another fourth-place ACC finish, was recognized with her second ACC Coach of the Year award while Roneeka Hodges became the third Seminole to earn First Team All-ACC honors. Ganiyat Adeguntan and Alicia Gladden earned Honorable Mention All-ACC recognition while Gladden was also named to the ACC All-Defensive Team. Hodges earned Kodak Region All-American honors, was a WBCA All Star and became FSU's highest WNBA Draft pick as the first player called in the second round and the 15th pick overall.

2005-06

FOLLOWING A 10-DAY tour of Italy in August in which the Seminoles went 4-0 and averaged 97.8 points per game while holding opponents to 47.8 points per game, FSU continued the success it enjoyed in 2004-05. For just the second time in program

history, and first since 1990 and 1991, Florida State participated in back-to-back NCAA Tournaments as Sue Semrau guided the Seminoles to a 20-10 and a second round NCAA Tourney appearance. The Seminoles also enjoyed back-to-back 20-win seasons for just the second time in program history. The Seminoles earned their most ACC wins with a 10-4 record and another fourth-place finish. Semrau became FSU women's basketball's winningest coach by victories. Alicia Gladden earned Third Team All-ACC honors and was named to the ACC All-Defensive Team for the second straight season. Britany Miller garnered ACC All-Freshman Team honors. FSU had a lot to celebrate with the Class of 2006. The first class to lead FSU to seven or more ACC victories in four consecutive seasons, this group led the team to a record fourth-straight postseason appearance and averaged 19 wins per season which is the most in the Semrau era and second most in FSU history.

2006-07

THE 10TH SEASON under Sue Semrau couldn't have been any sweeter as her 2006-07 squad made school history. A 68-61 victory over Stanford in the second round of the NCAA Tournament sent the Seminoles to their first NCAA Tournament Sweet 16. Florida State had its magical run cut short 55-43 by LSU in the semifinals of the Fresno Regional. The Seminoles ended the season with a 24-10 record to mark the first time in school history that the program put together three-straight 20-win seasons and went to the NCAA Tournament three years in a row. Florida State cracked the top 20 of the final USA Today/Coaches Poll as its No. 19 ranking is the highest end-of-year ranking and matched the highest rating ever at any point in the season. Senior Alicia Gladden finished her career as the Seminoles' all-time leader in steals at 275 swipes on her way to her second Third-Team All-ACC selection. Rookie forward Jacinta Monroe swatted 63 balls – the third-highest total in school history – to earn her a spot on the ACC All-Freshman team. Within the league ranks, Florida State matched a program-best by finish the league ledger at 10-4.

2007-08

GOOD TIMES continued to roll along for the Florida State women's basketball program as Sue Semrau led the Noles to their fourth consecutive trip to the NCAA Tournament where they won a first round game for the fourth consecutive season. The Seminoles dominated nationally-ranked Ohio State by a score of 60-49 in Des Moines, Iowa to move Semrau to a perfect 5-0 in the NCAA First Round games. FSU had an All-ACC Honorable Mention pick in Tanea Davis-Cain as well as an All-ACC Academic selection in Mara Freshour while also picking up ESPN The Magazine Academic All-District honors as well. The Seminoles began the season ranked 18th in the country and went up to a program-best No. 18 during the course of the campaign. Semrau led the Seminoles to a 7-7 mark in the ACC, which placed them in a tie for fifth place in the league. Those seven victories gave Semrau a total of 75 ACC triumphs for her career, which is the eighth-best mark in the history of the league. In addition, senior Shante Williams broke the school record for career assists with 451, after putting together three seasons in which she tallied at least 100 dishes. Semrau continued to lead FSU to in-state dominance as the Seminoles won 12 consecutive games against rivals from the Sunshine State, topped by a thrilling 50-49 victory over Miami during the final week of the regular season. Florida State was one of the top three-point shooting teams in the conference and dropped in a school-record 182 three-pointers, besting the old mark by 16. In addition to being prolific, the Seminoles were accurate from behind the arc, hitting 35.7 percent, which is the best rate since the 1988-89 squad set the record of 49.4 percent the year the three-point line was instituted. Setting the record was a team effort as seven players made at least one three pointers and five hit at least 10 three balls during the season.

2008-09

THE SEMINOLES returned to the tournament for a fifth consecutive time and turned in one of the best seasons in school history. Sue Semrau led her squad to a 26-8 record. Sue Semrau earned her third career ACC Coach of the Year honor for her performance on the bench as she once again helped lead the Seminoles to new heights. The Seminoles earned their highest NCAA Tournament seed in Seminole annals as well when they earned the third seed in the Trenton Regional. Seniors Mara Freshour and Tanea Davis-Cain wrapped up their impressive careers in 08-09 as the duo went out on top with one of the finest seasons for the Seminole program. Freshour and Davis-Cain each earned ACC All-Tournament Second Team honors for their roles in helping Florida State to the second round of the ACC Tournament. The Seminoles were road warriors in 08-09 as they posted a perfect 10-0 record on the road, including a 7-0 mark in the ACC which helped propel them to a share of the regular season title with Maryland. Jacinta Monroe set a new school single-season blocks record with 84 and became FSU's all-time blocks leader with 225 in just three years. Monroe would be honored by the ACC when she was named to the ACC All-Defensive teams for her efforts on the defensive end of the floor. Also earning plaudits for the Seminoles was freshman Cierra Bravard who turned in a stellar opening campaign en route to being named to the ACC All-Freshman team. In addition to Monroe's defensive honors she was also named to the All-ACC Second Team, while Mara Freshour and Tanea Davis-Cain each earned third team honors. The Seminoles advanced to the second round of the NCAA Tournament for the seventh consecutive time.

2009-10

FLORIDA STATE followed up its fantastic 2008-09 season with an even better year in 2009-10. When the year had finished, head coach Sue Semrau was able to look back on it as not just the best season in her career but in the history of the program. The Seminoles earned the second-straight regular-season ACC co-championship and advanced to the Big Dance for the sixth consecutive season. Tallahassee served as the host site for the Dayton Regional and FSU promptly dispatched St. John's and Louisiana Tech to advance to the Sweet 16. In Dayton,

Semrau's Seminoles took down Mississippi State to earn an Elite Eight berth for the first time ever. Florida State finished the season with a school-record 29 wins to go along with just six losses. The team finished 12-2 in the very difficult ACC for the second year in a row and had two players – Courtney Ward (second team) and Jacinta Monroe (first team) – earn All-Conference accolades. After the season, Semrau's star pupil, Monroe, was selected sixth overall in the WNBA Draft by the Washington Mystics, which is the highest draft slot ever for an FSU women's basketball player.

2010-11

IN 2010-11, head coach Sue Semrau's 14th at Florida State, saw the Noles continue their run of successful seasons by advancing to their seventh consecutive NCAA Tournament, grabbing their second-straight No. 3 seed. FSU finished 24-8 – the sixth 20-win season under Semrau – and 11-3 in the ACC. Led by honorable mention All-American and All-ACC First Team honoree Cierra Bravard, the Garnet and Gold made it to the second round of the "Big Dance" and finished ranked No. 15 in the country. Senior guards Christian Hunicutt and Courtney Ward also wrapped up their careers with honors. Hunicutt became the first Nole named ACC Defensive Player of the Year, while Ward captured third-team All-ACC accolades. Ward ended her career as FSU's all-time leader in three-pointers and assists. Freshman sensation Natasha Howard averaged 10.6 ppg en route to third-team Freshman All-America and All-ACC Freshman Team honors. Ward led the conference in three-point shooting, while sophomore Alexa Deluzio led the ACC in three-point percentage in conference play as FSU led the ACC in team field goal percentage and three-point percentage for the second straight year.

2011-12

THE SEMINOLES streak of seven consecutive NCAA Tournament appearances ended in 2011-12 as FSU finished with a 14-17 record. The Garnet & Gold felt the departure of all-conference point guard Courtney Ward and were forced to move its best scorer and shooter Alexa Deluzio to point guard. Deluzio, a junior, averaged 13.2 ppg and ended up leading the ACC in free throw percentage (91.9 percent) in conference games. She also set an FSU single-season mark from the charity stripe in all games (83.9 percent). Sophomore Natasha Howard had a breakout season, leading the conference in double-doubles (12), while earning All-ACC Third Team and ACC All-Defensive Team accolades. Howard led the Seminoles in rebounds, blocks and steals. Her 9.4 rebound average in 16 ACC games led the conference. Senior post Cierra Bravard wrapped up her career with an All-ACC Third Team honor. She led the Seminoles in scoring for the second straight season (14.2 ppg) and ranked second in the ACC in field goal percentage (.546).

2012-13

DURING THE 2012-13 SEASON, Florida State had a league-best and a school-record three All-ACC First Team selections, advanced to the NCAA Tournament second round and tallied its eighth 20-win season with Semrau at the helm. Senior guards Leonor Rodriguez (14.9 points per game) and Alexa Deluzio (13.8 ppg) led an FSU offense that had five players averaging double figures at the end of the regular season and finished in the top 10 nationally in both scoring and field goal percentage. The Seminoles' 74.8 points per game average and 453 shooting percentage were their highest marks in over 20 years. Deluzio and Rodriguez joined junior Natasha Howard on the All-ACC First Team, while senior forward Chastity Clayton collected ACC Sixth Player of the Year honors. Florida State tallied a 23-10 record and placed fourth in the ACC. At the end of the season, Semrau was honored with the Kay Yow Heart of a Coach Award from the Fellowship of Christian Athletes at the WBCA Convention in New Orleans.

2013-14

ADVERSITY hit Florida State in the preseason when a few injuries hampered the team's depth heading into the season, but the Seminoles managed to make their ninth NCAA Tournament appearance in the last 10 seasons. FSU finished the 2013-14 campaign with a 21-12 overall record and reached the NCAA Second Round in its 11th straight NCAA Tournament appearance. FSU's string of 11 straight NCAA postseason appearances with one victory is second in the current ACC behind only Duke (21). Senior forward Natasha Howard had an incredible season to lead FSU, averaging 20.5 points, 9.3 rebounds and shooting 59.4 percent from the floor. Howard ended her FSU career with All-America honors from the WBCA and Associated Press, was an All-ACC First Team member (Blue Ribbon and Coaches) and also a Wade Trophy finalist. Fellow senior Cheeta Delgado set the FSU single-season record for assists with 216, and broke the single-game assists record with 15 against Boston College on "Paint it Pink" Day. The dynamic duo helped FSU to a fulfilling season, highlighted by a 55-44 win over No. 7 seed Iowa State in the first round of the NCAA Tournament in Ames, Iowa. The Noles finished with 10 Top 100 RPI wins.

2014-15

IT IS VERY LIKELY that the 2014-15 season was the best year in Florida State Women's Basketball history. The Seminoles finished with a school-record 32 wins (32-5) while advancing to their second NCAA Elite Eight. FSU finished the season ranked seventh in the final USA TODAY Coaches Poll on April 8, and became the first team in school history to have five players averaging double figures. One of the trademarks for the Seminoles was interior toughness, as through the regular season FSU was the only Division I men's or women's team to out-rebound all its opponents. Junior center Adui Bulgak and sophomore guard Leticia Romero were named Associated Press All-Americans, while Bulgak also was named an All-American by the WBCA. In addition to their selection to the All-ACC first and second teams, respectively, freshman forward Shakyla Thomas was the ACC Sixth Player of the Year and an All-ACC Freshman Team member. Unranked in the preseason, the Seminoles came out of nowhere to finish perfect at home (16-0), earn a No. 2 seed in the ACC Tournament and also get selected as a No. 2 seed for the NCAA Tournament. Head Coach Sue Semrau was rewarded for her magnificent effort, being named the 2015 National Coach of the Year by the Associated Press, ESPNW and the WBCA.



COACHING STAFF

LANCE WHITE



**Associate Head Coach
13th Season
Texas Tech '96**

Florida State women's basketball associate head coach Lance White has developed a reputation as one of college basketball's best game-planners and recruiters. It's no secret that his connection with the Seminoles over the last 12 years has resulted in a dramatic rise in the program's success.

During his 12 years with the Garnet and Gold, FSU has gone 271-123 (.688) and recorded nine 20-win seasons. Responsible for Florida State's offensive principles, White put together arguably his most impressive year yet as the 2014-15 Seminoles reached the NCAA Elite Eight for the second time in school history.

What is known as the best season in school history, Florida State emerged as one of the most entertaining teams to watch in college basketball last season. White's emphasis on spacing the floor, sharing the ball and looking for the fast break culminated in FSU averaging 75.5 points per game - its highest point production in 24 years.

One of White's seemingly hardest tasks to tackle at the start of the season was to create a cohesive offense with several new faces. He accomplished that and plenty more, as the Seminoles became the first team in program history to average five double-figure scorers. The Noles finished in the Top 15 nationally in scoring margin (eighth, 18.2), field goal percentage (13th, 45.0) and offensive rebounds per game (13th, 17.0). The Noles' team-oriented offensive attack was also highlighted by their 585 total assists, the fifth time they recorded 500+ assists in a season and just the second time since 1994-95.

FSU ended its tremendous 2014-15 campaign making 1,053 field goals, the second-most in school history. The offense of junior center All-American Adut Bulgak and sophomore guard All-American Leticia Romero sparked a unit that looked as if it had played together for several years prior. Bulgak added an All-ACC First Team selection, Romero earned second-team honors and freshman forward Shakayla Thomas was the ACC Sixth Player of the Year and an All-ACC Freshman Team member.

Last year's group set endless program marks that will be hard to top, including most wins (32), most 3-point field goals made (216), highest final ranking (seventh), most ACC wins (14), most Top 25 wins (6) and most home wins at the Donald L. Tucker Center (16).

White played a vital part in the development of several Florida State student-athletes in the 2013-14 season, most notably Natasha Howard and Cheetha Delgado. Howard posted five 30-point games en route to earning All-America honors from the Associated Press and Women's Basketball Coaches Association. Delgado had a remarkable year at the point guard spot, breaking the single-season record for assists at FSU with 216 and averaging the most by an ACC player (7.43) since the 2007-08 season.

The blue-collar, hard-working nature of the 2013-14 team resulted in a 21-12 overall record and the program's 11th straight appearance in the NCAA Tournament Second Round following a win at No. 7 seed Iowa State in the Stanford Regional.

FSU has won at least one game in its last 12 NCAA Tournament appearances, the second-longest active win streak in the ACC behind Duke.

White was promoted to associate head coach prior to the 2012-13 season and his game planning and strategy took the Garnet and Gold offense to heights it hadn't seen in over 20 years.

Florida State finished in the top 10 nationally in both scoring and field goal percentage. The Seminoles' 74.8 points per game average and .453 shooting percentage were their highest marks since the 1991-92 and 1992-93 seasons, respectively. Senior guards Alexa Deluzio and Leonor Rodriguez and junior forward Natasha Howard gave FSU a school-record and an ACC-leading three All-ACC First Team selections, while senior forward Chasity Clayton captured ACC Sixth Player of the Year honors. The Seminoles finished fourth in the league - their seventh top-four finish with White.



Additionally, Florida State captured back-to-back regular season ACC titles in 2010 and 2011, and advanced to the 2010 NCAA Tournament Elite Eight. The 2010-11 season was a culmination of seven consecutive NCAA postseason appearances, all with White on the bench.

Considered by head coach Sue Semrau to be one of the rising stars of the coaching profession when she hired him in 2003, White has helped FSU reach new levels of success and brought an infectious energy to the program.

White has directed the FSU defense and offense during his tenure as well as been one of the country's top recruiters. In 2012, CollegeInsider.com named him one of the nation's Top 20 assistant coaches in the country.

The defensive coordinator for most of his tenure, White added the Seminoles' offense to his direction in 2011. He continues to hold responsibilities with recruiting, film and opponent breakdown in addition to assisting with camps each summer.

Florida State has experienced two of its greatest defensive seasons under White's tutelage as the team set a school record during the 2008-09 campaign by limiting opponents to 61.1 points per game. The Seminoles then broke that record in 2009-10 with a season that saw them hold opponents to just 60.8 points per contest. In 2012-13, the 'Noles outscored opponents by 9.8 points per game.

Since White's arrival, many Seminoles have captured unprecedented individual success. Six players have been picked in the WNBA Draft, seven Seminoles have earned ACC All-Defensive team honors and FSU has nabbed 30 all-conference awards. In addition to the four All-ACC honorees in 2012-13, Christian Hunnicutt was named the ACC Defensive Player of the Year in 2011 and Jacinta Monroe was selected No. 6 by the Washington Mystics in the 2010 WNBA Draft. Monroe's selection was surpassed by Howard's No. 5 pick in the 2014 WNBA Draft by the Indiana Fever.

White was well prepared when he arrived at Florida State. He came from Texas Tech

where he spent 10 seasons, including seven years as an assistant coach, with the Lady Raiders' top-10 program under legendary head coach Marsha Sharp.

Some of White's responsibilities at Texas Tech included individual workouts, scouting reports, perimeter and post player development and all aspects of recruiting, including mail correspondence and recruiting visits. White also served as the academic liaison for the women's basketball team, directing study hall and monitoring academic progress while also handling player relations.

During White's time in Lubbock, Texas Tech won three Big 12 Championships and advanced to seven-straight NCAA Tournaments, including five Sweet 16 and two Elite Eight appearances. He was a student assistant on Tech's 1993 National Championship team and a graduate assistant coach for two seasons before being elevated to a full-time coach.

While in Lubbock, Texas, White worked with some of the best players the game has ever seen. Among the players he influenced were National Player of the Year and three-time WNBA Player of the Year Sheryl Swoopes and also Plenette Pierson, who was named 2007 WNBA Sixth Woman of the Year.

A 1996 graduate of Texas Tech, White earned his bachelor's degree in exercise and sports science. He went on to receive a Master's Degree in sports administration in August of 1998. He attended Lubbock Christian University for three semesters before transferring to Texas Tech in January of 1993. As a high school athlete in Spur, he was a three-time All-District selection, two-time All-Region, and two-time third team all-state choice in basketball. His high school basketball and football teams advanced to the regional round both his junior and senior years. In addition to his football and basketball accolades, he was listed in the Spalding Top 100 tennis players in 1991.

White is an NCAA certified recruiter and member of the Women's Basketball Coaches Association. He is married to the former Melanie Smith, who is a professor at Florida A&M University. The Whites are the proud parents of Quentin and Vivian.



COACHING STAFF



BROOKE WYCKOFF

Assistant Coach Fifth Season Florida State '01

She sparked the rise of the Florida State women's basketball program as a standout player on the court from 1997 to 2001. Ten years later, Brooke Wyckoff returned to the Seminoles - this time on the bench, joining Sue Semrau's revamped staff beginning in the 2011-12 season.

Four years later the results speak for themselves. Wyckoff was an instrumental part of Florida State's 2014-15 campaign that included a school record for wins (32-5) and the program's second trip to the NCAA Elite Eight. The Seminoles finished the season with their highest final ranking ever at seventh in both the Associated Press and USA Today Polls as well as the RPI.

Wyckoff's primary scouting duties shifted to the defense and her hard work in game preparation paid dividends for the Seminoles. The 2014-15 Seminoles allowed just 57.3 points per game, which is the lowest they've surrendered since joining the ACC in the 1991-92 season. Florida State ranked third nationally with a +12.3 rebound margin and held nearly half (18 of 37) of their opponents to under 35 percent shooting.

FSU's defense, anchored by junior center Adut Bulgak, set a school record for total rebounds with 1,611, and allowed just 0.77 points per possession. The Seminoles never allowed more than 80 points scored.

Wyckoff's efforts on the recruiting trail once again loomed large. Having played professionally in the Canary Islands, she is fluent in Spanish and was a big reason for the arrival of guard Leticia Romero in the 2014 summer. Romero enjoyed an All-America season for the Seminoles in 2014-15, being granted immediate eligibility mid-season and sparking FSU to a record-setting run.

In 2013-14, FSU finished 21-12 and reached the NCAA postseason for the ninth time in the last 10 years. A group that was short on depth due to transfers and injuries at the beginning of the season found a way to reach the second round of the NCAA Tournament and earn 10 Top 100 RPI wins. Senior forward Natasha Howard emerged as one of the top players in the country, averaging 20.5 points, 9.3 rebounds and 59.4 percent shooting.

Wyckoff has been an influential figure in Howard's life both on and off the court, admired because of her personable nature and ability to connect well with her student-athletes. Under Wyckoff's tutelage, Howard had one of the most dominant seasons in school history as a senior, which included averaging 23.3 points and 9.6 rebounds against top-notch ACC competition. Howard was rewarded with the fifth overall selection by the Indiana Fever in the 2014 WNBA Draft, the highest in school history.

In the 2012-13 year, FSU posted a 23-10 record, finished fourth in the ACC and advanced to its eighth NCAA Tournament in nine years. Along the way, Wyckoff, a star forward during her playing career, helped the Seminoles land a school-record and a conference-best three players on the All-ACC First Team, as senior guards Alexa Deluzio and Leo Rodriguez and junior forward Natasha Howard collected honors from the conference office.

Senior forward Chasity Clayton also nabbed ACC Sixth Player of the Year accolades, as Florida State finished in the top 10 nationally in both scoring and field goal percentage. FSU's 74.8 points per game average and .453 shooting percentage were its highest marks in 20 years.

Without a doubt, Wyckoff was one of the greatest Seminoles ever to wear

the Garnet and Gold on the hardwood before playing nine seasons in the WNBA. Wyckoff's experience at the professional level has given the Seminoles a rare commodity on the bench.

Along with the immediate credibility her hoops career provides, Wyckoff possesses an amiable personality that has made her an immediate hit on the recruiting trail. Her efforts led the Seminoles to sign one of the nation's top incoming recruiting classes in 2013. Led by four-star McDonald's All-America center Kai James as well as Ivey Slaughter, Brittany Brown and Gabby Bevilard, the Noles' 2013 signing class featured three Top 100 players and ranked as the nation's No. 7 class by All-Star Girls Report and No. 11 by ESPNW HoopGuriz.

Wyckoff's recruiting abilities shone through once again with the 2014 class, signing highly-touted prospects Shakayla Thomas, Chania Ray and Ama Degbeon. The addition of the No. 1 junior college center in the nation, Adut Bulgak, once again provided the Noles with an abundance of talent as she garnered All-America honors as a junior at FSU in 2014-15.

Wyckoff also serves as the Seminoles' program's liaison with the FSU academic support staff in addition to her on-court duties.

In her first year back at FSU, Wyckoff, a star versatile forward during her career, helped tutor all-conference forwards Cierra Bravard and Howard. Bravard later signed a professional contract with the WNBA's San Antonio SilverStars and played the 2013 WNBA season with the Seattle Storm. Howard led the ACC in double-doubles in 2012, then set a single-season school record with 15 double-doubles as a senior.

A native of West Chester, Ohio, the talented post/wing was one of the top high school players in the country before signing a National Letter of Intent with FSU in 1997 in what was Semrau's first season in Tallahassee.

In her freshman year, Wyckoff made an immediate impact as she set a single-season record at the time with 80 blocks on her way to earning ACC All-Freshman Team honors. Conference accolades continued to roll in during her next three years with a pair of All-ACC Third Team selections (1999 and 2000) and finally an All-ACC First Team honor as a senior in 2001.

Wyckoff's 1,350 career points is the 14th-most in school history and her 804 rebounds rank seventh. She ranks No. 2 at FSU in career blocks with 209. She averaged 12.4 ppg and 7.4 rpg while starting all 109 games she played in her career.

Perhaps most importantly, Wyckoff was the cornerstone of the Seminoles' first winning season in nine years as the team posted a 19-12 record in 2001 and finished fourth in the ACC. That season culminated in the school's first trip to the NCAA Tournament in 10 years and All-America honors for Wyckoff, which was the first national accolade for an FSU women's basketball player since 1993. She capped her career by scoring 14.6 ppg and pulling down 6.6 rpg that final season.

In addition to boasting the honor of being just one of four former 'Noles to have their jerseys retired, Wyckoff was also an outstanding performer in the classroom. She is the only Seminole to ever earn four All-ACC Academic Women's Basketball Team honors as well as four nods to the ACC Academic Honor Roll.

In 2001, she earned an ACC Postgraduate scholarship and was named to the ACC Legends Class of 2010. In 2002, she was named to the 51-member ACC 50th Anniversary Women's Basketball Team.

She also played with the USA Women's Basketball Select Team for three consecutive summers.

In 2011, Wyckoff was inducted into the Butler County Sports Hall of Fame as well as the Florida State Athletic Hall of Fame and the Greater Cincinnati Basketball Hall of Fame.

Following her senior year, Wyckoff was selected by the Orlando Miracle in the second round of the WNBA Draft. She spent two seasons in Orlando before the team moved to Connecticut where she played another three seasons with the Sun.

She was then selected by the Chicago Sky in the 2006 WNBA Expansion draft and played for that franchise until 2009.

During her nine-year WNBA career, Wyckoff appeared in 242 games.

After concluding her professional basketball career, Wyckoff served as an assistant girls basketball coach at Lakota East High School in Cincinnati, Ohio.

On May 2, 2015, Wyckoff earned the distinction of being inducted into the Ohio Basketball Hall of Fame in Columbus, Ohio. She has also been inducted into the Butler County Sports Hall of Fame, the FSU Athletics Hall of Fame and the Greater Cincinnati Basketball Hall of Fame.

Wyckoff has one daughter, Avery.





COACHING STAFF

DANIELLE ATKINSON



**Assistant Coach
Second Season
Florida '06**

Florida State assistant coach Danielle Atkinson wrapped up her first year at FSU by playing a huge part in the team's record-breaking 2014-15 season. Her immense devotion toward game preparation and scouting, practice planning, in-game adjustments and recruiting connections has already benefitted the Seminole program immeasurably.

Possessed with a great coaching demeanor and hard-working attitude, Atkinson fit in with the FSU coaching staff and student-athletes right away. The Seminoles' season-long success included several of Atkinson's scout games, and her ability to prepare the team so well in various situations such as out-of-bounds plays aided the group tremendously.

She worked individually with several players, helping junior center Adut Bulgak and sophomore guard Leticia Romero enjoy All-America seasons while freshman standout Shakayla Thomas earned ACC Sixth Player of the Year and All-ACC Freshman Team honors. Atkinson's tutelage helped Florida State to a school-record 32 wins, including 27 by double digit points.

Atkinson is often on the recruiting trail as well, always considered the lifeblood of a healthy program. She is a very relatable coaching figure with a genuine passion to know prospective players and their families. She serves as a quality person who represents Florida State Women's Basketball so well on the road.

Florida State women's basketball head coach Sue Semrau announced the hiring of Danielle Atkinson (formerly Danielle Santos) as the team's newest assistant coach on June 3, 2014.

Known as an experienced coach with a great deal of knowledge in a variety of coaching realms, Atkinson has risen through the coaching ranks since starting her career as an assistant coach at Hofstra from 2006 to 2010. She has enjoyed successful stops with the Pride, Illinois State (2010-2012) and most recently Kentucky (2012-14).

"Danielle is someone who has made a great impact in each of her stops at Hofstra, Illinois State and Kentucky," Semrau said upon the hiring of Atkinson. "Danielle brings both the knowledge and passion to excel in this profession and is a perfect complement to our staff. We are very excited to have her."

While at Kentucky in her two seasons, Atkinson played a

large role in helping the Wildcats to an NCAA Elite Eight run in the 2012-13 season and a trip to the NCAA Sweet 16 in 2013-14. Responsible for coaching guard play, Atkinson was heavily involved in the progression of backcourt mates Jennifer O'Neill (All-SEC guard) and Linnæ Harper (All-SEC freshman guard) in the 2013-14 year.

In Atkinson's first season in Lexington, former Kentucky guard Adia Mathies was named the 2013 SEC Co-Player of the Year as well as a Wooden Award finalist under her watch.

Even before her arrival at FSU she was a tremendous recruiter, making strong connections in the North, South and Midwest. A large part of her successful coaching career has been her ability to develop tremendous relationships with student-athletes and their families through her engaging approach. She helped the Wildcats land the 17th-ranked 2014 recruiting class according to ESPNW.

Atkinson also presents a strong in-game mindset, assisting heavily with scouting reports and helping with game adjustments and substitutions. She also served in other capacities with Kentucky, running summer basketball camps and skill sessions as well as helping her teams reach their goals in the classroom as the academic coordinator.

She developed many of her current skill sets while at Illinois State, helping the Redbirds to two postseason trips which included a 2011-12 team that was chosen sixth in the Missouri Valley Conference preseason poll and finished second with a 13-5 league record.

Atkinson got her start with Hofstra and spent four seasons in Hempstead, N.Y., including her final two years as the recruiting coordinator in addition to her assistant coach duties.

At Hofstra, she was responsible for implementing the team's offensive strategies which helped the Pride record two 20-win seasons in her tenure, including a school-record 26 games in her first season. Atkinson's influential coaching style helped nine of her former players at Hofstra earn All-Colonial Athletic Association honors, while four went on to play professionally overseas.

Atkinson is a Marietta, Ga., native who earned several academic honors while being a four-year letterwinner for the University of Florida from 2002-06. She was a three-time

SEC Academic Honor Roll selection, an Arthur Ashe Jr. Scholar Athlete Second Team member and a District 3 CoSIDA Academic All-America Team member.

While in Gainesville, she graduated with a Bachelor of Science degree in Exercise and Sport Sciences with a concentration in Sport Management. Atkinson also minored in education and business administration.

Atkinson emerged as a cerebral guard who left her career at Florida with some worthy achievements - She finished her career seventh all-time at UF with 80 3-pointers, ranked 11th with 162 steals, 11th with 265 assists and fifth with a 78.2 free throw percentage.

On May 24, 2015, the former Danielle Santos married Cleveland Atkinson.





COACHING STAFF



MELISSA BRUNER

**Director of Basketball Operations
10th Season
Coe College '94**

In order to ensure that everything is running smoothly away from the basketball court, Florida State needs a "coach" behind the scenes. Now in her 10th season with the FSU women's basketball program, Melissa Bruner has the daunting task of keeping everyone on the same page as Director of Basketball Operations.

A former collegiate head coach and a four-sport letterwinner in college, Bruner is able to deftly handle a wide range of responsibilities in all facets of the program. She coordinates all areas of team travel and is also in charge of facility usage and management of all practices and games.

She assists head coach Sue Semrau with scheduling and serves as the program's liaison with the athletics department's administration. Bruner oversees the equipment operations for the program and assists with

the Seminole girls' summer camps.

In addition to her administrative duties with the program, Bruner is also in her ninth season working as the color analyst for the radio broadcast of all FSU women's basketball games.

Bruner came to Florida State after serving four seasons as assistant athletics director and head women's basketball coach at Coe College in Cedar Rapids, Iowa. The Kohawks reached the IIAC Tournament all four years of her tenure and advanced to the quarterfinals in her final season.

Bruner's players earned six all-conference honors. Bruner and Semrau previously worked together for two seasons at the University of Wisconsin-Madison while Semrau was an assistant coach.

Bruner was Director of Women's Basketball Operations for the Badgers for seven years where she assisted in public relations, team travel and practice arrangements. Prior to her duties at Wisconsin, Bruner earned a master's degree in physical education, with a concentration in athletic administration, from Ohio University in 1995. She received her business administration and accounting degree with a minor in physical education from Coe College in 1994.

As a Kohawk, Bruner earned Academic All-Midwest Conference honors in softball, basketball, tennis and volleyball.

In recognition for her athletic and academic achievements, she was named a national GTE Academic All-American her senior year of college.



SUPPORT STAFF



CHARLIE HOGAN
Academic Advisor



ERICK CASTO
Equipment Manager



CLIFTON WILLIAMS
Video Coordinator



LINDA GODDARD
Administrative Support




CHELSEA LAWRENCE
Assistant Director of Marketing



EMILY HUTCHERSON
Assistant Athletic Trainer



DERRICK COLES
Compliance



JOHN NEISER
Director of Communications




TRISTIN LINVILLE
Graduate Assistant



DAVE PLETTL
Assistant Strength & Conditioning Coach



STEVE STONE
Assistant Sports Information Director



BRICE LITTLEPAGE
Director of Recruiting Operations



RYAN ZORNES
Facilities, Basketball




MORGAN TOLES
Graduate Assistant



ART CUNKLE
Business Office



GABBY BEVILLARD
Student Assistant



GINA GORYOKA
Equipment Assistant

Not Pictured:
Haley Rose - Student Athletic Trainer
Sami Dworkin - Student Athletic Trainer
Brennan Garcia - FSU Ticket Office






UNIVERSITY AND ATHLETIC ADMINISTRATION



JOHN THRASHER
PRESIDENT




STAN WILCOX
ATHLETICS DIRECTOR



PAMELA L. PERREWE'
FACULTY ATHLETICS
REPRESENTATIVE



CINDY HARTMANN
DEPUTY ATHLETICS DIRECTOR
FOR ADMINISTRATION



KARL HICKS
DEPUTY ATHLETICS DIRECTOR
FOR EXTERNAL OPERATIONS



VANESSA FUCHS
SENIOR ASSOCIATE
ATHLETICS DIRECTOR/
WBB OVERSIGHT/SWA



MONK BONASORTE
SENIOR ASSOCIATE
ATHLETICS DIRECTOR



DR. GREG BEAUMONT
SENIOR ASSOCIATE
ATHLETICS DIRECTOR/
ASSOCIATE DEAN



MATT BEHNKE
ASSOCIATE ATHLETICS
DIRECTOR/CFO

2015-16 FLORIDA STATE BOARD OF TRUSTEES



Edward E. "Ed"
Burr, Chair



Leslie "Les"
Pantin, Vice Chair



Allan Bense



Kathryn Ballard



William "Billy"
Buzzett



Joseph L. "Joe"
Camps



Emily Fleming
"June" Duda



Susan Fiorito



Joseph "Joe"
Gruters



Mark Hillis



Bob Sasser



Brent W.
Semler



Jean Tabares



2014-15 SEASON FEATS

- Ranked seventh in the final USA Today Poll on April 8, marking FSU's highest final ranking ever.
- Reached the NCAA Elite Eight for just the second time in school history with a 66-65 win over No. 3 seed Arizona State. The win over ASU was FSU's second highest-seeded win in NCAA postseason history.
- FSU's 11-win improvement from the season before (21-12 to 32-5) was its largest since joining the ACC in 1991 and the second-largest in program history.
- Became the first team in FSU Women's Basketball history to have five players average double figures in points.
- Broke the single-season 3-point field goals record with 216. The previous record was 212 set by the 2009-10 team.
- Was the only Division I men's or women's team to out-rebound every opponent in the regular season. FSU out-rebounded its opponents in 36 of its 37 games played overall.
- Finish 18-3 in non-conference play and boasted an average scoring margin of +20.2 against opponents outside of ACC play.
- The Seminoles held a double-digit lead in 25 of their last 27 games played, including a stretch of 22 straight games. Overall, FSU won 27 of their 32 games by double digits.
- Broke the school record for most wins after finishing 32-5. FSU broke the first Elite Eight team's 29-6 mark in 2009-10.
- Established a program record with 27 regular-season victories.
- Finished undefeated at the Donald L. Tucker Center in the regular season (14-0) for the first time in program history. FSU was the only team in the ACC to go undefeated at home. The Noles added two more wins in Tallahassee in the NCAA postseason.
- Recorded a school-record 14 ACC victories during the regular season, surpassing its previous high of 12 in the 2008-09 and 2009-10 seasons.
- Reached the ACC championship game for the first time in program history and earned multiple wins in the ACC Tournament for the first time ever.
- Earned a No. 2 seed in the NCAA Tournament, its highest seed ever.
- Earned a No. 2 seed in the ACC Tournament for the third time in program history, tying a season-best.
- Finished second in the ACC regular season and the ACC Tournament despite being picked to finish fifth in the ACC preseason polls.
- The Seminoles earned a school-record six AP Top 25 victories (No. 13 Duke, No. 25 Syracuse, No. 4 Louisville, No. 10 Louisville, No. 20 FGCU and No. 9 Arizona State). Three of those nationally-ranked wins were against Top 10 opponents.
- FSU's 57.3 points allowed per game is the lowest by a Florida State team that has been a part of the ACC. FSU never allowed more than 80 points this season.
- Florida State has recorded a 24-game non-conference win streak at home. Its last loss to a non-ACC team in the Tucker Center came against Nebraska on Nov. 27, 2011 (66-63).
- Florida State ranked in the Top 2 in the ACC in scoring offense (2nd - 75.5 ppg), scoring defense (1st - 57.3 ppg), scoring margin (2nd - +18.2), field goal percentage (2nd - 45 percent), rebounding offense (2nd - 43.5), rebounding defense (1st - 31.3), rebounding margin (1st - 12.3), offensive rebounds (2nd - 16.9), defensive rebound percentage (1st - 72.1 percent) and offensive rebound percentage (1st - 44.6 percent).
- Since the 2012-13 season, FSU is 18-1 against opponents from the Sunshine State.
- Florida State ranks in the Top 15 nationally in rebound margin (3rd, +12.3), offensive rebounds per game (13th, 17.0), scoring margin (eighth, 18.2), win-loss percentage (12th, .865) and field goal percentage (13th, 45.0).
- Shattered the single-season school records for total offensive rebounds (625), defensive rebounds (986) and total rebounds (1,611).
- FSU's 585 assists is just the fifth time in program history it has totaled 500+ dimes, and just the second time since the 1994-95 season.
- Became the first Seminole squad to make 1,000 field goals in a season since the 1990-91 squad. FSU's 1,053 made field goals ranks as the second-most in school history.
- Allowed just 0.77 points per possession. FSU only surrendered one point or more per possession in three of its 37 games played.
- FSU's scoring offense of 75.5 points per game is the highest in the last 24 years.



2014-15 SEASON FEATS

- Had 17 games with four or more players in double digits for points.
- Set a program record for its longest win streak in ACC play, winning nine consecutive conference games from Jan. 8-Feb. 8.
- Wreaked havoc in specialty statistics. FSU outscored opponents in points off turnovers (21.2-13.4), second-chance points (16.0-8.2), points in the paint (35.3-24.7), fast-break points (8.5-4.2) and bench points (23.9-16.9).
- FSU's defense held 18 of its 37 opponents to under 35 percent shooting from the floor.
- The Seminoles totaled four all-conference award winners, including Head Coach Sue Semrau (ACC Coach of the Year), junior center Adut Bulgak (All-ACC First Team), sophomore guard Leticia Romero (All-ACC Second Team) and freshman forward Shakayla Thomas (ACC Sixth Player of the Year, All-ACC Freshman Team).
- Finished the year with the No. 7 RPI in the country.
- Out of a possible 760 minutes played against ACC teams, FSU trailed for just 102 minutes, 35 seconds. That means FSU only trailed for roughly 13.5 percent of the time against ACC schools.
- FSU reached program heights in the AP Poll and USA Today Poll. The Noles got as high as seventh in the AP Poll, which is a new school record. FSU tied for its highest ranking ever in the USA Today Poll at sixth.
- From Jan. 15-Feb. 8, Florida State won seven straight games vs. ACC opponents and had seven different leading scorers.
- Against its ACC opponents this season, FSU was able to play all of its players in 10 of 19 games.
- Drew four crowds greater than 3,000 for the first time since the 2010-11 season.
- Put together a 9-2 record in road games, FSU's best road record since also going 9-2 in the 2009-10 season.
- Shot 50 percent or better in eight games.
- Florida State recorded 27 double-doubles by six different student-athletes.
- Earned a 77-51 win over rival Florida on Dec. 7, 2014. It was FSU's third-largest win over the Gators and marked the ninth time FSU has defeated UF in the last 12 meetings (since 2004).
- Won at least one game in the NCAA Tournament in its 12th consecutive appearance. FSU only trails Duke in the ACC for consecutive NCAA appearances with at least one win (22).
- Finished 13-1 in non-conference play during the regular season, bringing its record to 33-3 against "pre-season" competition over the last three years.
- Improved to 6-2 all-time at the ACC/Big Ten Challenge with a 67-64 overtime win at Purdue.
- Entered the NCAA Tournament as one of just three ACC schools (Notre Dame, UNC) that won 13 non-conference games.
- The Seminoles recorded 10+ fast-break points in 13 games.
- In the ACC Tournament, Florida State led all conference teams with a +13.7 scoring margin in its three games played. FSU defeated Virginia Tech 82-43 and No. 10 Louisville 66-51.
- Finished the 2014-15 season averaging 1.01 points per possession and 1.04 points per shot attempt.





2014-15 RESULTS

RECORD:	OVERALL	HOME	AWAY	NEUTRAL
ALL GAMES	32-5	16-0	9-2	7-3
CONFERENCE	14-2	8-0	6-2	0-0
NON-CONFERENCE	18-3	8-0	3-0	7-3

Date	Opponent	Score	Att.	High Points	High Rebounds
11/14/14	UAB	W 92-62	2687	(19)Maegan Conwright	(9)Ivey Slaughter (9)Adut Bulgak
11/18/14	BETHUNE-COOKMAN	W 103-34	3157	(18)Adut Bulgak	(13)Adut Bulgak
11/21/14	vs Eastern Illinois	W 91-55	355	(21)Adut Bulgak	(7)Kai James (7)Adut Bulgak
11/23/14	vs UMass	W 73-47	573	(13)Adut Bulgak	(11)Adut Bulgak
11/27/14	vs Washington	68-80 L	650	(14)Shakayla Thomas	(10)Shakayla Thomas
11/28/14	vs Furman	W 94-63	650	(18)Adut Bulgak	(10)Adut Bulgak
11/29/14	vs HARTFORD	W 69-59	650	(16)Adut Bulgak	(7)Brittany Brown (7)Adut Bulgak
12/3/14	at Purdue University	Wot 67-64	5725	(20)Morgan Jones	(12)Adut Bulgak
12/07/14	FLORIDA	W 77-51	3008	(18)Ivey Slaughter	(12)Adut Bulgak
12/14/14	at Temple	W 66-62	816	(16)Ivey Slaughter	(12)Ivey Slaughter
12/16/14	NORTH FLORIDA	W 79-58	2229	(26)Adut Bulgak	(11)Adut Bulgak
12/19/14	SAVANNAH STATE	W 97-51	2170	(19)Shakayla Thomas	(14)Adut Bulgak
12/22/14	at Tulane	W 65-54	1000	(21)Ivey Slaughter	(11)Brittany Brown
12/29/14	JACKSONVILLE	W 73-46	2438	(15)Morgan Jones	(10)Adut Bulgak
01/02/15	*at Notre Dame	68-74 L	9149	(18)Shakayla Thomas	(8)Adut Bulgak
01/08/15	*at Clemson	W 82-52	557	(20)Maegan Conwright	(12)Ivey Slaughter
01/11/15	*DUKE	W 74-58	3536	(18)Adut Bulgak	(18)Adut Bulgak
01/15/15	*PITT	W 58-43	2259	(19)Leticia Romero	(10)Shakayla Thomas
01/18/15	*at Virginia Tech	W 59-44	1971	(19)Shakayla Thomas	(7)Brittany Brown (7)Kai James (7)Shakayla Thomas
01/22/15	*LOUISVILLE	W 68-63	2847	(17)Maegan Conwright	(10)Shakayla Thomas
01/25/15	*WAKE FOREST	W 110-80	2779	(16)Morgan Jones	(10)Adut Bulgak
1/30/15	*at Georgia Tech	W 82-62	1166	(15)Emiah Bingley	(13)Ivey Slaughter
02/02/15	*SYRACUSE	W 62-52	2758	(22)Ivey Slaughter	(16)Adut Bulgak
02/08/15	*MIAMI	W 80-60	3435	(19)Adut Bulgak	(17)Adut Bulgak
02/12/15	*at North Carolina	63-71 L	3211	(15)Ivey Slaughter	(13)Adut Bulgak
02/15/15	*at Virginia	W 65-56	4042	(14)Adut Bulgak	(9)Adut Bulgak (14)Ivey Slaughter
02/19/15	*CLEMSON	W 81-38	2819	(13)Ivey Slaughter	(12)Ivey Slaughter
2-22-15	*at Boston College	W 86-68	912	(19)Adut Bulgak	(11)Leticia Romero (19)Leticia Romero
02/26/15	*NC STATE	W 72-52	4048	(13)Shakayla Thomas	(12)Brittany Brown
03/01/15	*at Miami	W 69-55	2077	(17)Maegan Conwright	(12)Leticia Romero
03/06/15	vs Virginia Tech	W 82-43		(17)Shakayla Thomas	(7)Kai James
03/07/15	vs Louisville	W 66-51	7108	(17)Ivey Slaughter	(6)Adut Bulgak
03/08/15	vs Notre Dame	58-71 L	6874	(14)Maegan Conwright	(7)Adut Bulgak
03/21/15	ALABAMA STATE	W 91-49	5536	(17)Shakayla Thomas	(8)Leticia Romero
03/23/15	FLORIDA GULF COAST	W 65-47	4772	(12)Shakayla Thomas	(13)Adut Bulgak
03-27-15	vs Arizona State	W 66-65	6286	(21)Leticia Romero	(7)Adut Bulgak
03-29-15	vs South Carolina	74-80 L	6364	(13)Leticia Romero	(7)Ivey Slaughter (7)Leticia Romero

* = Conference game

Attendance Summary	Games	Attend	Avg/Game
Home	16	50478	3155
Away	11	30626	2784
Neutral	10	29510	2951
Total	37	110614	2990



2014-15 SEASON STATISTICS

OVERALL SEASON STATISTICS

##	Player	gp-gs	min	Total		3-Point		F-Throw		Rebounds				pf	dq	a	to	blk	stl	pts	avg	
				fg-fga	fg%	3fg-fga	3fg%	ft-fa	ft%	off	def	tot	avg									
02	Adut Bulgak	35-35	956	27.3	162-329	.492	25-75	.333	83-110	.755	113	219	332	9.5	90	3	15	67	54	27	432	12.3
15	Maegan Conwright	36-36	1084	30.1	152-380	.400	68-189	.360	43-58	.741	7	57	64	1.8	56	0	112	85	5	55	415	11.5
10	Leticia Romero	24-17	654	27.3	99-183	.541	18-40	.450	48-62	.774	33	93	126	5.3	42	0	127	91	5	28	264	11.0
23	Ivey Slaughter	36-36	848	23.6	135-269	.502	0-0	.000	117-165	.709	111	108	219	6.1	102	4	33	54	27	53	387	10.8
20	Shakayla Thomas	37-3	704	19.0	161-304	.530	0-0	.000	48-90	.533	75	103	178	4.8	90	1	11	49	25	24	370	10.0
12	Brittany Brown	37-35	826	22.3	94-240	.392	21-56	.375	48-80	.600	81	87	168	4.5	62	1	64	78	2	53	257	6.9
01	Morgan Jones	37-21	770	20.8	91-241	.378	41-116	.353	16-32	.500	41	97	138	3.7	32	0	71	67	6	16	239	6.5
03	Emiah Bingley	37-1	575	15.5	53-145	.366	30-83	.361	23-40	.575	16	34	50	1.4	57	1	40	34	1	29	159	4.3
34	Gabby Bevilleard	1-0	2	2.0	1-4	.250	1-4	.250	0-0	.000	0	0	0	0.0	0	0	0	0	0	0	3	3.0
24	Shakena Richardson	34-1	397	11.7	37-98	.378	3-16	.188	24-38	.632	2	33	35	1.0	54	0	90	55	5	27	101	3.0
42	Kai James	31-0	211	6.8	31-66	.470	0-0	.000	15-29	.517	34	41	75	2.4	32	0	5	20	2	4	77	2.5
25	Ama Degbeon	22-0	151	6.9	18-33	.545	0-0	.000	6-15	.400	15	12	27	1.2	11	0	3	11	2	3	42	1.9
32	Lauren Coleman	27-0	213	7.9	18-40	.450	8-23	.348	1-2	.500	13	29	42	1.6	19	0	11	4	1	10	45	1.7
11	Chania Ray	6-0	34	5.7	1-8	.125	1-7	.143	1-3	.333	0	3	3	0.5	5	0	3	6	0	2	4	0.7
Team											84	70	154				6					
Total.....		37	7425		1053-2340	.450	216-609	.355	473-724	.653	625	986	1611	43.5	652	10	585	627	135	331	2795	75.5
Opponents.....		37	7425		757-2026	.374	162-563	.288	444-644	.689	381	776	1157	31.3	720	22	378	724	131	285	2120	57.3

CONFERENCE SEASON STATISTICS

##	Player	gp-gs	min	Total		3-Point		F-Throw		Rebounds				pf	dq	a	to	blk	stl	pts	avg	
				fg-fga	fg%	3fg-fga	3fg%	ft-fa	ft%	off	def	tot	avg									
02	Adut Bulgak	14-14	392	28.0	59-133	.444	9-32	.281	37-47	.787	47	97	144	10.3	42	2	4	22	18	5	164	11.7
15	Maegan Conwright	16-16	488	30.5	68-178	.382	32-97	.330	19-26	.731	5	21	26	1.6	26	0	48	44	3	22	187	11.7
23	Ivey Slaughter	16-16	366	22.9	60-120	.500	0-0	.000	48-63	.762	47	53	100	6.3	49	3	13	22	12	23	168	10.5
10	Leticia Romero	16-10	434	27.1	58-115	.504	13-29	.448	37-49	.755	24	58	82	5.1	33	0	87	60	0	20	166	10.4
20	Shakayla Thomas	16-2	294	18.4	65-127	.512	0-0	.000	23-51	.451	34	47	81	5.1	40	0	1	25	8	8	153	9.6
01	Morgan Jones	16-8	340	21.3	37-115	.322	16-60	.267	12-22	.545	25	42	67	4.2	15	0	32	34	3	10	102	6.4
12	Brittany Brown	16-14	327	20.4	35-107	.327	7-25	.280	10-30	.333	43	35	78	4.9	21	0	18	30	0	15	87	5.4
03	Emiah Bingley	16-0	203	12.7	21-54	.389	15-35	.429	7-15	.467	7	16	23	1.4	20	0	11	17	0	10	64	4.0
34	Gabby Bevilleard	1-0	2	2.0	1-4	.250	1-4	.250	0-0	.000	0	0	0	0.0	0	0	0	0	0	0	3	3.0
42	Kai James	14-0	95	6.8	13-24	.542	0-0	.000	3-5	.600	13	18	31	2.2	14	0	4	9	0	1	29	2.1
32	Lauren Coleman	11-0	67	6.1	9-15	.600	3-5	.600	0-1	.000	4	13	17	1.5	5	0	3	1	0	3	21	1.9
24	Shakena Richardson	13-0	114	8.8	9-30	.300	1-5	.200	4-7	.571	0	10	10	0.8	19	0	33	13	2	7	23	1.8
25	Ama Degbeon	12-0	78	6.5	6-10	.600	0-0	.000	0-1	.000	5	5	10	0.8	4	0	2	7	0	2	12	1.0
Team											35	29	64				3					
Total.....		16	3200		441-1032	.427	97-292	.332	200-317	.631	289	444	733	45.8	288	5	256	287	46	126	1179	73.7
Opponents.....		16	3200		332-906	.366	74-263	.281	190-288	.660	174	357	531	33.2	333	7	159	308	63	137	928	58.0





2014-15 TEAM HIGHS & LOWS

FLORIDA STATE - TEAM GAME HIGHS

POINTS	110	WAKE FOREST (01/25/15)
	103	BETHUNE-COOKMAN (11/18/14)
	97	SAVANNAH STATE (12/19/14)
	94	vs Furman (11/28/14)
	92	UAB (11/14/14)
FIELD GOALS MADE	40	WAKE FOREST (01/25/15)
	39	vs Furman (11/28/14)
	39	UAB (11/14/14)
FIELD GOAL ATTEMPTS	79	WAKE FOREST (01/25/15)
	78	vs Washington (11/27/14)
FIELD GOAL PERCENTAGE	.591 (39-66)	vs Furman (11/28/14)
	.581 (36-62)	vs Eastern Illinois (11/21/14)
3 PT FIELD GOALS MADE	12	WAKE FOREST (01/25/15)
	9	at Boston College (2-22-15)
	9	at Georgia Tech (1/30/15)
	9	DUKE (01/11/15)
	9	vs Eastern Illinois (11/21/14)
3 PT FG ATTEMPTS	31	DUKE (01/11/15)
	28	WAKE FOREST (01/25/15)
3 PT FG PERCENTAGE	.563 (9-16)	at Georgia Tech (1/30/15)
	.500 (9-18)	vs Eastern Illinois (11/21/14)
	.500 (8-16)	vs South Carolina (03-29-15)
	.500 (5-10)	vs HARTFORD (11/29/14)
	.500 (3-6)	vs Arizona State (03-27-15)
FREE THROWS MADE	30	BETHUNE-COOKMAN (11/18/14)
	25	ALABAMA STATE (03/21/15)
FREE THROW ATTEMPTS	36	BETHUNE-COOKMAN (11/18/14)
	34	CLEMSON (02/19/15)
FREE THROW PERCENTAGE	.909 (10-11)	at Notre Dame (01/02/15)
	.862 (25-29)	ALABAMA STATE (03/21/15)
REBOUNDS	64	BETHUNE-COOKMAN (11/18/14)
	54	NC STATE (02/26/15)
	54	at Clemson (01/08/15)
ASSISTS	24	WAKE FOREST (01/25/15)
	23	at Boston College (2-22-15)
	23	at Georgia Tech (1/30/15)
STEALS	18	ALABAMA STATE (03/21/15)
BLOCKED SHOTS	16	BETHUNE-COOKMAN (11/18/14)
	9	JACKSONVILLE (12/29/14)
	8	at Temple (12/14/14)
	8	at Purdue University (12/3/14)
TURNOVERS	23	at North Carolina (02/12/15)
	23	at Georgia Tech (1/30/15)
FOULS	28	at North Carolina (02/12/15)
	26	vs South Carolina (03-29-15)
	26	vs Washington (11/27/14)

OPPONENT - GAME HIGHS

POINTS	80	vs South Carolina (03-29-15)
	80	WAKE FOREST (01/25/15)
	80	vs Washington (11/27/14)
	74	at Notre Dame (01/02/15)
	71	vs Notre Dame (03/08/15)
	71	at North Carolina (02/12/15)
FIELD GOALS MADE	32	WAKE FOREST (01/25/15)
	31	vs Notre Dame (03/08/15)
FIELD GOAL ATTEMPTS	69	at Boston College (2-22-15)
	67	SYRACUSE (02/02/15)
FIELD GOAL PERCENTAGE	.612 (30-49)	vs South Carolina (03-29-15)
	.550 (22-40)	vs Eastern Illinois (11/21/14)
3 PT FIELD GOALS MADE	10	at Boston College (2-22-15)
	8	at Virginia (02/15/15)
	8	vs HARTFORD (11/29/14)
3 PT FG ATTEMPTS	30	NC STATE (02/26/15)
	29	at Boston College (2-22-15)
3 PT FG PERCENTAGE	.600 (6-10)	DUKE (01/11/15)
	.500 (5-10)	NORTH FLORIDA (12/16/14)
FREE THROWS MADE	29	vs Washington (11/27/14)
	19	at North Carolina (02/12/15)
	19	at Purdue University (12/3/14)
FREE THROW ATTEMPTS	37	vs Washington (11/27/14)
	32	at North Carolina (02/12/15)
FREE THROW PERCENTAGE	1.000 (11-11)	vs HARTFORD (11/29/14)
	.889 (8-9)	at Virginia (02/15/15)
REBOUNDS	45	vs Washington (11/27/14)
	43	at North Carolina (02/12/15)
ASSISTS	19	vs Notre Dame (03/08/15)
	17	at Boston College (2-22-15)
STEALS	17	at Clemson (01/08/15)
	14	at North Carolina (02/12/15)
BLOCKED SHOTS	7	at Notre Dame (01/02/15)
	7	at Tulane (12/22/14)
	7	BETHUNE-COOKMAN (11/18/14)
TURNOVERS	32	ALABAMA STATE (03/21/15)
	30	FLORIDA (12/07/14)
FOULS	32	SAVANNAH STATE (12/19/14)
	30	BETHUNE-COOKMAN (11/18/14)

FLORIDA STATE - GAME LOWS

POINTS	58	PITT (01/15/15)
	58	vs Notre Dame (03/08/15)
	59	at Virginia Tech (01/18/15)
	62	SYRACUSE (02/02/15)
	63	at North Carolina (02/12/15)
FIELD GOALS MADE	21	vs Notre Dame (03/08/15)
	23	at Virginia Tech (01/18/15)
	23	at North Carolina (02/12/15)
FIELD GOAL ATTEMPTS	53	at Virginia (02/15/15)
	54	FLORIDA GULF COAST (03/23/15)
FIELD GOAL PERCENTAGE	.329 (23-70)	at North Carolina (02/12/15)
	.346 (27-78)	vs Washington (11/27/14)
3 PT FIELD GOALS MADE	2	at Tulane (12/22/14)
	2	PITT (01/15/15)
	2	SYRACUSE (02/02/15)
3 PT FG ATTEMPTS	6	vs Arizona State (03-27-15)
	9	ALABAMA STATE (03/21/15)
3 PT FG PERCENTAGE	.143 (2-14)	at Tulane (12/22/14)
	.167 (2-12)	SYRACUSE (02/02/15)
FREE THROWS MADE	6	PITT (01/15/15)
	7	UAB (11/14/14)
	7	at Georgia Tech (1/30/15)
	7	vs Arizona State (03-27-15)
FREE THROW ATTEMPTS	11	at Notre Dame (01/02/15)
	12	UAB (11/14/14)
	12	at Purdue University (12/3/14)
	12	at Temple (12/14/14)
	12	vs Arizona State (03-27-15)
FREE THROW PERCENTAGE	.385 (10-26)	at Virginia Tech (01/18/15)
	.409 (9-22)	vs Virginia Tech (03/06/15)
REBOUNDS	27	vs Notre Dame (03/08/15)
	30	vs Arizona State (03-27-15)
ASSISTS	10	at North Carolina (02/12/15)
	10	vs Notre Dame (03/08/15)
	10	vs Arizona State (03-27-15)
STEALS	3	NC STATE (02/26/15)
	3	vs Virginia Tech (03/06/15)
BLOCKED SHOTS	0	at North Carolina (02/12/15)
	0	at Boston College (2-22-15)
TURNOVERS	10	vs Washington (11/27/14)
	11	SAVANNAH STATE (12/19/14)
	11	WAKE FOREST (01/25/15)
	11	vs Virginia Tech (03/06/15)
FOULS	9	ALABAMA STATE (03/21/15)
	11	at Temple (12/14/14)

OPPONENT - GAME LOWS

POINTS	34	BETHUNE-COOKMAN (11/18/14)
	38	CLEMSON (02/19/15)
	43	PITT (01/15/15)
	43	vs Virginia Tech (03/06/15)
	44	at Virginia Tech (01/18/15)
FIELD GOALS MADE	11	BETHUNE-COOKMAN (11/18/14)
	13	vs Virginia Tech (03/06/15)
FIELD GOAL ATTEMPTS	40	vs Eastern Illinois (11/21/14)
	43	at Virginia (02/15/15)
	43	vs Arizona State (03-27-15)
FIELD GOAL PERCENTAGE	.220 (11-50)	BETHUNE-COOKMAN (11/18/14)
	.277 (13-47)	vs Virginia Tech (03/06/15)
3 PT FIELD GOALS MADE	1	vs UMass (11/23/14)
	1	JACKSONVILLE (12/29/14)
3 PT FG ATTEMPTS	5	vs South Carolina (03-29-15)
	7	vs Eastern Illinois (11/21/14)
	7	SAVANNAH STATE (12/19/14)
	7	JACKSONVILLE (12/29/14)
	7	at Notre Dame (01/02/15)
3 PT FG PERCENTAGE	.100 (1-10)	vs UMass (11/23/14)
	.143 (1-7)	JACKSONVILLE (12/29/14)
FREE THROWS MADE	4	at Virginia Tech (01/18/15)
	6	at Temple (12/14/14)
	6	CLEMSON (02/19/15)
	6	vs Louisville (03/07/15)
	6	vs Notre Dame (03/08/15)
	6	ALABAMA STATE (03/21/15)
	6	FLORIDA GULF COAST (03/23/15)
FREE THROW ATTEMPTS	6	at Virginia Tech (01/18/15)
	8	at Temple (12/14/14)
	8	vs Notre Dame (03/08/15)
FREE THROW PERCENTAGE	.438 (7-16)	PITT (01/15/15)
	.522 (12-23)	WAKE FOREST (01/25/15)
REBOUNDS	15	vs Eastern Illinois (11/21/14)
	19	BETHUNE-COOKMAN (11/18/14)
ASSISTS	3	SAVANNAH STATE (12/19/14)
	3	CLEMSON (02/19/15)
STEALS	3	UAB (11/14/14)
	3	at Virginia Tech (01/18/15)
BLOCKED SHOTS	0	vs UMass (11/23/14)
	0	at Temple (12/14/14)
TURNOVERS	11	FLORIDA GULF COAST (03/23/15)
	12	at Purdue University (12/3/14)



2014-15 INDIVIDUAL HIGHS & LOWS

FLORIDA STATE - INDIVIDUAL GAME HIGHS


Points	26	Adut Bulgak vs North Florida (12/16/14)
	22	Ivey Slaughter vs Syracuse (02/02/15)
	21	Leticia Romero vs Arizona State (03-27-15)
	21	Ivey Slaughter at Tulane (12/22/14)
	21	Adut Bulgak vs Eastern Illinois (11/21/14)
Field Goals Made	11	Adut Bulgak vs North Florida (12/16/14)
	10	Leticia Romero vs Arizona State (03-27-15)
Field Goal Att.	19	Maegan Conwright at Miami (03/01/15)
	18	Adut Bulgak vs North Florida (12/16/14)
FG Pct (min 5 made)	.889 (8-9)	Ivey Slaughter at Tulane (12/22/14)
	.875 (7-8)	Adut Bulgak vs Florida (12/07/14)
3-Point FG Made	5	Emiah Bingley at Georgia Tech (1/30/15)
	5	Maegan Conwright at Purdue University (12/3/14)
3-Point FG Att.	10	Maegan Conwright vs Duke (01/11/15)
	9	Morgan Jones vs Wake Forest (01/25/15)
	9	Maegan Conwright vs Louisville (01/22/15)
	9	Maegan Conwright at Clemson (01/08/15)
3-Pt FG Pct (min 2 made)	1.000 (5-5)	Emiah Bingley at Georgia Tech (1/30/15)
	1.000 (3-3)	Morgan Jones vs Jacksonville (12/29/14)
	1.000 (3-3)	Adut Bulgak vs Florida (12/07/14)
	1.000 (3-3)	Maegan Conwright vs Furman (11/28/14)
	1.000 (2-2)	Emiah Bingley vs South Carolina (03-29-15)
	1.000 (2-2)	Adut Bulgak at Georgia Tech (1/30/15)
	1.000 (2-2)	Emiah Bingley at Clemson (01/08/15)
Free Throws Made	7	Shakayla Thomas vs Alabama State (03/21/15)
	7	Ivey Slaughter vs Louisville (03/07/15)
	7	Ivey Slaughter at Miami (03/01/15)
	7	Ivey Slaughter vs Savannah State (12/19/14)
Free Throw Att.	11	Ivey Slaughter vs Savannah State (12/19/14)
	10	Ivey Slaughter vs Louisville (03/07/15)
	10	Ivey Slaughter at Miami (03/01/15)
	10	Leticia Romero vs Louisville (01/22/15)
	10	Shakayla Thomas at Virginia Tech (01/18/15)
FT Pct (min 3 made)	1.000 (6-6)	Adut Bulgak vs Miami (02/08/15)
	1.000 (6-6)	Ivey Slaughter vs Syracuse (02/02/15)
	1.000 (6-6)	Maegan Conwright at Clemson (01/08/15)
	1.000 (6-6)	Kai James vs Bethune-Cookman (11/18/14)
	1.000 (6-6)	Emiah Bingley vs Bethune-Cookman (11/18/14)
	1.000 (5-5)	Shakayla Thomas vs Bethune-Cookman (11/18/14)
	1.000 (4-4)	Leticia Romero vs Notre Dame (03/08/15)
	1.000 (4-4)	Leticia Romero at Miami (03/01/15)
	1.000 (4-4)	Ivey Slaughter at Boston College (2-22-15)
	1.000 (4-4)	Leticia Romero at Virginia (02/15/15)
	1.000 (4-4)	Leticia Romero at North Carolina (02/12/15)
	1.000 (4-4)	Ivey Slaughter at Notre Dame (01/02/15)
	1.000 (4-4)	Maegan Conwright at Temple (12/14/14)
	1.000 (4-4)	Brittany Brown vs Florida (12/07/14)
	1.000 (4-4)	Shakayla Richardson vs Bethune-Cookman (11/18/14)
	1.000 (3-3)	Leticia Romero vs Alabama State (03/21/15)
	1.000 (3-3)	Leticia Romero vs Duke (01/11/15)
	1.000 (3-3)	Adut Bulgak vs North Florida (12/16/14)
	1.000 (3-3)	Brittany Brown vs North Florida (12/16/14)
Rebounds	18	Adut Bulgak vs Duke (01/11/15)
	17	Adut Bulgak vs Miami (02/08/15)
Assists	11	Leticia Romero at Boston College (2-22-15)
	10	Leticia Romero vs Alabama State (03/21/15)
Steals	5	Maegan Conwright vs Alabama State (03/21/15)
	5	Maegan Conwright vs HARTFORD (11/29/14)
Blocked Shots	5	Adut Bulgak at Temple (12/14/14)
	5	Adut Bulgak at Purdue University (12/3/14)
Turnovers	7	Leticia Romero vs NC State (02/26/15)
	6	Maegan Conwright at North Carolina (02/12/15)
	6	Leticia Romero vs Miami (02/08/15)
	6	Leticia Romero vs Syracuse (02/02/15)
	6	Morgan Jones at Georgia Tech (1/30/15)
	6	Maegan Conwright at Tulane (12/22/14)
Fouls	5	Emiah Bingley vs South Carolina (03-29-15)
	5	Brittany Brown vs South Carolina (03-29-15)
	5	Adut Bulgak at Boston College (2-22-15)
	5	Ivey Slaughter at North Carolina (02/12/15)
	5	Adut Bulgak at North Carolina (02/12/15)
	5	Ivey Slaughter vs Miami (02/08/15)
	5	Ivey Slaughter vs Duke (01/11/15)
	5	Shakayla Thomas vs North Florida (12/16/14)
	5	Ivey Slaughter at Purdue University (12/3/14)
	5	Adut Bulgak vs Washington (11/27/14)
Minutes	40	Maegan Conwright at Purdue University (12/3/14)
	40	Adut Bulgak at Purdue University (12/3/14)
	39	Morgan Jones at Purdue University (12/3/14)
	37	Maegan Conwright vs Notre Dame (03/08/15)
	37	Maegan Conwright at Tulane (12/22/14)

OPPONENT - INDIVIDUAL GAME HIGHS

Points	26	Hamby, Dearica vs Wake Forest (01/25/15)
	24	Davis, Jazmine vs Washington (11/27/14)
	22	Hempen, Katie vs Arizona State (03-27-15)
	22	Gray, Allisha at North Carolina (02/12/15)
	21	MITCHELL, Tiffany vs South Carolina (03-29-15)
Field Goals Made	11	Hamby, Dearica vs Wake Forest (01/25/15)
	9	Jewell Loyd vs Notre Dame (03/08/15)
	9	Hammond, Sara vs Louisville (01/22/15)
Field Goal Att.	22	Kaela Davis at Georgia Tech (1/30/15)
	20	Hamby, Dearica vs Wake Forest (01/25/15)
FG Pct (min 5 made)	1.000 (6-6)	COATES, Alaina vs South Carolina (03-29-15)
	.778 (7-9)	Stevens, Azura vs Duke (01/11/15)
3-Point FG Made	5	Moore, Mariya vs Louisville (03/07/15)
	5	Mikayla Venson at Virginia (02/15/15)
	5	Amber Bepko vs HARTFORD (11/29/14)
3-Point FG Att.	11	Moore, Mariya vs Louisville (03/07/15)
	10	Ford, Taylor vs Syracuse (02/02/15)
	10	Amber Bepko vs HARTFORD (11/29/14)
3-Pt FG Pct (min 2 made)	1.000 (2-2)	SMITH, Janae vs UAB (11/14/14)
	.800 (4-5)	Greenwell, Rebecca vs Duke (01/11/15)
	.800 (4-5)	Smith, Destinee vs North Florida (12/16/14)
Free Throws Made	11	Davis, Jazmine vs Washington (11/27/14)
	9	Hempen, Katie vs Arizona State (03-27-15)
Free Throw Att.	12	Davis, Jazmine vs Washington (11/27/14)
	10	Hamby, Dearica vs Wake Forest (01/25/15)
	10	TIMBILLA, Rashida vs UMass (11/23/14)
FT Pct (min 3 made)	1.000 (9-9)	Hempen, Katie vs Arizona State (03-27-15)
	1.000 (7-7)	Greenwell, Rebecca vs Duke (01/11/15)
	1.000 (6-6)	Wilson, April at Purdue University (12/3/14)
	1.000 (5-5)	Imani Tilford at Georgia Tech (1/30/15)
	1.000 (5-5)	Clemons, Liza at Purdue University (12/3/14)
	1.000 (5-5)	WEBB, Dyman vs UAB (11/14/14)
	1.000 (4-4)	DOZIER, Asia vs South Carolina (03-29-15)
	1.000 (4-4)	Wilson, Dominique vs NC State (02/26/15)
	1.000 (4-4)	Boudreau, Nicole at Boston College (2-22-15)
	1.000 (4-4)	Motley, Adrienne vs Miami (02/08/15)
	1.000 (4-4)	MORGAN, Kolby at Tulane (12/22/14)
	1.000 (4-4)	Johnson, Kadesia vs North Florida (12/16/14)
	1.000 (4-4)	WILLIAMS, Tyonna at Temple (12/14/14)
	1.000 (4-4)	Cherelle Moore vs HARTFORD (11/29/14)
	1.000 (4-4)	Deanna Mayza vs HARTFORD (11/29/14)
	1.000 (4-4)	Crawford, Kayla vs Bethune-Cookman (11/18/14)
	1.000 (3-3)	Aliyah Huland EI at Virginia (02/15/15)
	1.000 (3-3)	Amber Bepko vs HARTFORD (11/29/14)
Rebounds	14	Gray, Allisha at North Carolina (02/12/15)
	14	Day, Briana vs Syracuse (02/02/15)
Assists	8	Lindsay Allen at Notre Dame (01/02/15)
	7	KAPLAN, Jamie at Tulane (12/22/14)
Steals	5	Gabriel, Karima at Boston College (2-22-15)
	4	SESSIONS, Khadijah vs South Carolina (03-29-15)
	4	Schimmel, Jude vs Louisville (03/07/15)
	4	Nelson, Chelsea vs NC State (02/26/15)
	4	Brown, Len'Nique vs NC State (02/26/15)
	4	DIXON, NIKKI vs Clemson (02/19/15)
	4	Rountree, Brittany at North Carolina (02/12/15)
	4	Katarina Vuckovic at Georgia Tech (1/30/15)
	4	Carter, Arica vs Louisville (01/22/15)
	4	Wignot, Monica vs Pitt (01/15/15)
	4	DIXON, NIKKI at Clemson (01/08/15)
	4	LINDSAY, CHELSEA at Clemson (01/08/15)
	4	KAPLAN, Jamie at Tulane (12/22/14)
	4	Shepherd, Sierra vs North Florida (12/16/14)
	4	Sarah Durdaller vs Furman (11/28/14)
	4	DILLARD, Cierra vs UMass (11/23/14)
	4	Hollis, Terrenisha vs Bethune-Cookman (11/18/14)
Blocked Shots	6	Williams, Kailyn vs Bethune-Cookman (11/18/14)
	5	Williams, Jassany at Miami (03/01/15)
	5	Gabriel, Karima at Boston College (2-22-15)
	5	Brianna Turner at Notre Dame (01/02/15)
Turnovers	7	Daley, Emilee at Boston College (2-22-15)
	7	Kaela Davis at Georgia Tech (1/30/15)
	7	DIXON, NIKKI at Clemson (01/08/15)
	7	Hollis, Terrenisha vs Bethune-Cookman (11/18/14)
	7	LEWIS, Terra vs UAB (11/14/14)
Fouls	5	Amukamara, Promise vs Arizona State (03-27-15)
	5	Smith, Bria vs Louisville (03/07/15)
	5	Sidney Cook vs Virginia Tech (03/06/15)
	5	Nelson, Chelsea vs NC State (02/26/15)
	5	Davenport, Erykah vs Miami (02/08/15)
	5	Fondren, Cornelia vs Syracuse (02/02/15)
	5	Hammond, Sara vs Louisville (01/22/15)
	5	Moore, Mariya vs Louisville (01/22/15)



IN MEMORY



Matthew Schmauch, an Assistant Director of Academic Support who worked with the women's basketball program for four seasons, was instrumental in the academic success of FSU student-athletes. His influence went beyond the classroom. He was an ambassador, a mentor, a friend, a big brother, a fan — truly a shining example of where hard work and determination can take you. This award, established in his memory, is given annually to the women's basketball player who exemplifies these characteristics of leadership.


The Florida State Athletics Department lost a dear member of its Seminole family on June 13, 2003. Matt Schmauch, 29, an Assistant Director for the Athletic Academic Support Program at Florida State, died from anaphylaxis due to an allergic reaction to nuts while representing FSU at the N4A convention in St. Louis, Mo.

A native of Allen Park, Mich., Schmauch had been a valuable member of the athletic academic support staff since 1996. A glowing role model in the classroom, Schmauch earned a bachelor's degree in finance from Florida State in 1995 and went on to receive a master's degree in athletic administration from FSU in 1996.

In 2003-04, the Florida State women's basketball program created a special award in honor of Schmauch.

MATTHEW SCHMAUCH AWARD RECIPIENTS

2003-04	Lauren Bradley
2004-05	Linnea Liljestrand
2005-06	LaQuinta Neely
2006-07	Mara Freshour
2007-08	Shante Williams
2008-09	Mara Freshour
2009-10	Christian Hunnicutt & Kayli Keough
2010-11	Chasity Clayton
2011-12	Leonor Rodriguez
2012-13	Leonor Rodriguez
2013-14	Natasha Howard
2014-15	Maegan Conwright





Brien Schmauch and LaQuinta Neely



Brien Schmauch, Linnea Liljestrand and Janis Schmauch



Sue Semrau, Mara Freshour and Brien Schmauch



Head Coach Sue Semrau, Leo Rodriguez and Brien Schmauch



IN MEMORY



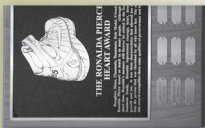
Daughter, sister, classmate, teammate, role model, friend and Seminole. Ronalda Pierce meant so much to so many people. Although with us a short time, Ronalda's memory will forever be etched in the hearts of the Seminole family. Ronalda represented courage, heart, determination, growth and joy. It was these characteristics that allowed her to blossom into the person that was cherished by all who knew her. The recipient of this award exemplifies these same qualities of perseverance and heart.

On June 8, 2004, the Florida State women's basketball program lost a special member of its family with the sudden death of Ronalda Pierce, a 6-5 post player from Ashburn, Ga. In 2004-05, the players wore #55 on their shoes in her honor.

The Seminoles paid tribute to Ronalda by celebrating the time, although too short, that they had with her. In 2005, an award was established in her memory.

RONALDA PIERCE AWARD RECIPIENTS

2004-05	LaQuinta Neely
2005-06	Ganiyat Adeduntan
2006-07	Nikki Anthony, Alicia Gladden & Shante Williams
2007-08	Mara Freshour
2008-09	Angel Gray
2009-10	Courtney Ward
2010-11	Alexa Deluzio
2011-12	Kristi Mokube
2012-13	Morgan Toles
2013-14	Gabby Bevallard
2014-15	Gabby Bevallard




Morgan Toles, Head Coach Sue Semrau and the Pierce family at the 2013 Women's Basketball Awards Banquet.



While Ronalda Pierce remains on the minds and in the hearts of those associated with Florida State women's basketball, the 2006-07 season had an even greater meaning as it would have represented Ronalda's senior season. Members of her recruiting class, Nikki Anthony, Shante Williams and Alicia Gladden, proudly hold up their hands signifying the No. 55; Ronalda's jersey



Ganiyat Adeduntan and the Pierce family at the 2006 Women's Basketball Awards Banquet



Alicia Gladden, Shante Williams and Nikki Anthony with Ronalda's sister and brother



IN MEMORY



ALICIA "ICE" GLADDEN

The Florida State women's basketball family suffered an immeasurable loss on April 19, 2013, when former standout guard Alicia "Ice" Gladden passed away at the age of 27 following a tragic car accident.

Nicknamed "Ice" because of her smooth style of play on the court, Gladden was an enormous part of Florida State's program-building trip to the NCAA Sweet 16 in 2007. The native of Orange Park, Fla., who always showcased a beautiful left-handed touch was known as someone who made you smile and carried an infectious personality.

CAREER ACCOMPLISHMENTS

- Going into the 2014-15 season, Gladden is the only Seminole to capture ACC All-Defensive Team honors three times.
- Holds the Florida State career record for steals (275) as well as the single-season record (101) in 2004-05.
- Led the 'Noles in scoring in her junior and senior seasons, culminating by averaging 13.5 points and leading FSU to its first-ever NCAA Tournament Sweet 16 in 2007.
- Two-Time All-ACC Third Team performer and an All-ACC Honorable Mention player who became the 20th member of Florida State's 1,000 point club, finishing with 1,403 career points which is currently 11th all-time.





HALL OF FAME

The Florida State Athletics Hall of Fame enjoys a rich tradition. Florida State is fortunate to boast an athletics program that reflects the integrity achieved by an academic institution with over 150 years of success.

There are 304 members of the FSU Athletics Hall of Fame. The first and largest class was inducted in 1977 and there has been a class inducted every fall since with the exception of 1996 when Florida State spent the year celebrating its 50th Anniversary of athletics.

Five former women's basketball greats - Sue Galkantas, Tia Paschal, Wanda Burns-Jackson, Brooke Wyckoff and Bev Burnett - are members of the Florida State Athletics Hall of Fame.




SUE GALKANTAS HALL OF FAME 1989

Florida State may never forget the scoring power of Sue Galkantas, who with an amazing 2,323 career points, is the most prolific scorer in Seminole basketball history. That total is the most points ever scored by a player, male or female — in Florida State history. Galkantas is currently one of just 64 players in NCAA history to amass 2,300 career points and 1,000 career rebounds.

By the time Galkantas graduated in 1984, her name was listed in nearly every statistical category in the FSU records book. Averaging 19.4 points per game in her career — a mark that still ranks number one on the career lists — was just a glimpse of the impact that she had as a Seminole. In her rookie year, she broke the FSU freshman scoring record and was named a freshman All-American in numerous publications. By her sophomore year, Galkantas had already scored her 1,000th point and established herself as one of the top 20 scorers in the nation. In her junior season, she led FSU to a 24-6 record and to its first trip to the NCAA Tournament.

Overall, she scored in double figures in 115 of 120 games and still holds six career and single-season records. In 1989, Galkantas also became the first female FSU athlete to have her number retired.



TIA PASCHAL HALL OF FAME 1999

The Florida State women's basketball program enjoyed its greatest success during the four-year career of Tia Paschal, who lettered for the Seminoles from 1989 to 1993.

A forward from Thomson, Ga., Paschal was an immediate contributor for Florida State and was a three-year starter after averaging 20 minutes of play as a rookie. She ended her career averaging 19.4 points and 7.4 rebounds as a senior while earning first team All-ACC honors and second team All-America honors by the American Women's Sports Federation. During her career, she helped lead the Seminoles to two consecutive NCAA Tournament appearances in 1989-90 and 1990-91 as well as a Metro Conference championship in the 1990-91 season.

Paschal's versatility made her a weapon in every facet of the game, which is evident by the records she still holds at Florida State. She nearly holds the records free throws made (14) in a game and is second for steals in a career (269). Paschal is also among FSU's top 10 in five seasons and six career records and ranks third all-time in scoring with 1,662 points.

Honors came in abundance for Paschal throughout her career. After redshirting the 1988-89 season with a knee injury, Paschal took the conference by storm as a freshman, earning Metro Conference All-Rookie Team honors. She earned Metro All-Tournament Team honors two seasons and was twice named the conference Player of the Week.

Paschal continued playing the game that she loves professionally. Since her graduation in criminology in 1993, Paschal's professional overseas experience included stops in Germany, Sweden and Spain. She also played one season with the Charlotte Sting of the WNBA.





HALL OF FAME

WANDA BURNS HALL OF FAME 2006

Wanda Burns overcame adversity to become a successful women's basketball player at Florida State. One of Marynell Meadors' first recruits, Burns was a highly-touted 5-foot-8 guard out of Macon, Georgia.

Though she carried a 3.0 GPA in high school, her SAT scores were below the required score to meet the new NCAA Prop 48 rule and she had to sit out her freshman season. Burns used the year to hit the books and get acclimated to campus life.

She took the court in 1988-89 with something to prove. She averaged 11 points a game and led the team with 92 assists, helping FSU to its first winning season since 1983.

She electrified the team in 1989-90 and sparked FSU to a 21-9 record and to the NCAA Tournament. Burns set an FSU record for free throw percentage and led the team in scoring, three pointers and steals.

In 1990-91, her final season, Burns was named Metro Conference Player of the Week, set a single game record with 10 steals in a game and led the team in three-point shooting. FSU enjoyed one of its most successful seasons with a record of 25-7. Burns led the Metro Conference in scoring at 18.5 points per game and scored double figures in 38 consecutive games. She was named Metro Conference Tournament MVP and Player of the Year and also earned Hanes Her Way NCAA Woman of the Year and Second Team All-American honors.

Burns still ranks among FSU's top 10 in two career and seven single-season statistical categories.



BROOKE WYCKOFF HALL OF FAME 2011

Florida State women's basketball assistant coach Brooke Wyckoff solidified her place among the all-time great 'Noles in September 2011 with her induction into the Florida State Athletic Hall of Fame.

Wyckoff, who was a star forward for head coach Sue Semrau's first hoops teams from 1997-2001, became the fourth women's basketball player to be inducted into the Hall of Fame on Sept. 2 at a ceremony at the University Center Club, joining Sue Galkantas (Class of 1989), Tia Paschal (Class of 1999) and Wanda Burns (Class of 2006).

"Getting inducted into Florida State's Hall of Fame is the biggest honor I have ever received," Wyckoff said. "It's amazing. It's surreal and an honor to be among the amazing athletes that are in it. It was a great opportunity for me to reflect on my career here, and to thank everybody publicly made it so special."

Wyckoff and the rest of her illustrious class – Tony Brown, Sam Cowart, Marshall McDougall, Stephen Parry, Chris Weinke and Andy Miller – were also honored on Bobby Bowden Field at Doak Campbell Stadium during FSU football's 2011 season-opening football game versus Louisiana-Monroe.

A recent addition to Semrau's coaching staff, Wyckoff was hired by her alma mater in the summer 2011. Wyckoff spent nine years in the WNBA, playing for the Orlando Miracle, Connecticut Sun and the Chicago Sky.

Wyckoff was one of the top high school players in the country but chose to leave West Chester, Ohio, to play for Sue Semrau and Florida State. She made an immediate impact setting an FSU record with 80 blocked shots as a freshman in 1997.

She went on to earn All-ACC honors as a sophomore and junior and capped her senior season (2001) with first team All-ACC honors as well as All-America honors. She was also FSU's only four-time Academic All-ACC performer and received an ACC postgraduate scholarship.

Wyckoff scored 1,350 points over her storied FSU career and finished as the second best shot blocker the Seminoles have ever produced with 209. She grabbed 804 career rebounds to also rank among FSU's all-time Top 10.





HALL OF FAME

BEV BURNETT HALL OF FAME 2012

Tallahassee native Bev Burnett rounded out her Florida State career as one of the most prolific scorers in school history. A four-year letterwinner from 1985-89, Burnett finished her career with 1,509 points, a mark that ranks seventh in FSU history. She also ranks sixth all-time in scoring average at 15.6 points per game.

A team captain, the 5-foot-9 forward earned All-Metro Conference First Team honors in both 1988 and 1989 and led the Seminoles in scoring in each of those seasons with averages of 21.3 and 15.9 points per game, respectively. Her 21.3 points per game average in 1988 still ranks as the second highest single-season mark in Florida State women's basketball history.

Burnett is a six-time member of the FSU 30-point club and her 34 points vs. both Florida A&M (1986) and Virginia Tech (1988) is tied for the eighth-most points scored in a game by a Seminole. She was also named a third team All-American by the American Women's Sports Federation in 1988 and has numerous conference player of the week honors to her credit.

She became the fifth women's basketball player inducted into the FSU Hall of Fame.





RETIRED NUMBERS

#43
SUE GALKANTAS



#21
BROOKE WYCKOFF

#22
WANDA BURNS




#30
TIA PASCHAL



ALL-AMERICANS



Lisa Foglio



Sue Galkantas



Allison Peercy



Wanda Burns




Chris Davis

ALL-AMERICANS

Lisa Foglio	1982 All-Region Kodak All-America
Sue Galkantas	1982 All-Region Kodak All-America 1982 Second Team Freshman All-America 1982 Freshman All-America (Street & Smith's) 1983 Second Team All-America (Women's Basketball Yearbook)
Lorraine Rimson	1984 Freshman All-America
Bev Burnett	1988 Third Team All-America (American Women's Sports Federation)
Wanda Burns	1991 Third Team All-America (American Women's Sports Federation)
Chris Davis	1991 Special Mention All-America (American Women's Sports Federation)
Tia Paschal	1993 Second Team All-America (American Women's Sports Federation)
Danielle Ryan	1993 Fourth Team All-America (American Women's Sports Federation)
Christy Derlak	1993 Special Mention All-America (American Women's Sports Federation)
Allison Peercy	1993 Special Mention All-America (American Women's Sports Federation)
Brooke Wyckoff	2001 Second Team All-America (Women's Basketball News Service)
Roneeka Hodges	2005 Kodak/WBCA All-Region II All-America Team
Jacinta Monroe	2010 State Farm Honorable Mention All-American
Cierra Bravard	2010 Associated Press Honorable Mention All-American
Natasha Howard	2011 State Farm/WBCA Honorable Mention All-American
	2014 WBCA Honorable Mention All-American
	2014 Associated Press Honorable Mention All-American
Adut Bulgak	2015 WBCA Honorable Mention All-American
	Associated Press Honorable Mention All-American
Leticia Romero	2015 Associated Press Honorable Mention All-American



USA NATIONAL TEAMS



Bev Burnett



Danielle Ryan



Tia Paschal



Christy Derlak



Roneeka Hodges

USA NATIONAL TEAMS

Sue Galkantas

1981, National Sports Festival

Jan Allen

1982, FAIAW Coach of the Year

Lorraine Rimson

1985, Team USA

(Maccabiah Games in Israel)

Marynell Meadors

1989, Olympic Festival (Head Coach)

1992, USA Women's Select Team (Assistant Coach)

Brooke Wyckoff

1998, USA Select Team;

1999, USA Basketball World University Games Team;

2000, USA Basketball Jones Cup Team

Roneeka Hodges

2003, USA Basketball Pan American Team

Jacinta Monroe

2009, USA Basketball World University Games Team

Sue Semrau

2010, USA Basketball FIBA U18 World Championship (Assistant Coach)

2011, USA Basketball FIBA U19 World Championship (Assistant Coach)

Shakayla Thomas

2015, USA Basketball FIBA U19 World Championship Team



Brooke Wyckoff



Sue Semrau



Jacinta Monroe



CONFERENCE AWARDS

ALL-CONFERENCE TEAMS

1988	Bev Burnett - Metro first team
1989	Bev Burnett - Metro first team Chris Davis - Metro second team Wanda Burns - Metro All-Rookie team
1990	Wanda Burns - Metro first team Chris Davis - Metro second team; Tia Paschal - Metro All-Rookie team Chantelle Dishman - Metro Freshman of the Year, All-Rookie team Marynell Meadors - Metro Coach of the Year
1991	Wanda Burns - Metro first team, player of the year Chantelle Dishman - Metro first team; Tia Paschal - Metro second team Marynell Meadors - Metro Coach of the Year
1992	Connie Robinson - ACC All-Freshman team
1993	Tia Paschal - ACC first team
1994	Christy Derlak - ACC second team
1996	Latavia Coleman - ACC All-Freshman team
1997	Brooke Wyckoff - ACC All-Freshman team
1998	Latavia Coleman - ACC second team
1999	Brooke Wyckoff - ACC third team April Traylor - ACC All-Freshman team
2000	Latavia Coleman - ACC second team Brooke Wyckoff - ACC third team
2001	Brooke Wyckoff - ACC first team Levys Torres - ACC third team; April Traylor - ACC third team Sue Semrau - ACC Coach of the Year
2002	Tasheika Allen - ACC third team
2003	Tasheika Allen - ACC second team
2004	Tasheika Allen - ACC second team Shante Williams - ACC All-Freshman team
2005	Roneeka Hodges - ACC first team Ganiyat Adeduntan - ACC honorable mention Alicia Gladden - ACC honorable mention Sue Semrau - ACC Coach of the Year
2006	Alicia Gladden - ACC third team Britany Miller - ACC All-Freshman team
2007	Alicia Gladden - ACC third team Jacinta Monroe - ACC All-Freshman team
2008	Tanae Davis-Cain - ACC honorable mention
2009	Jacinta Monroe - ACC second team Tanae Davis-Cain - ACC third team Mara Freshour - ACC third team Cierra Bravard - ACC All-Freshman team Sue Semrau - ACC Coach of the Year
2010	Jacinta Monroe - ACC first team Courtney Ward - ACC second team
2011	Cierra Bravard - ACC first team Courtney Ward - ACC third team Natasha Howard - ACC All-Freshman team
2012	Cierra Bravard - ACC third team Natasha Howard - ACC third team
2013	Leonor Rodriguez - ACC first team (Coaches, Blue Ribbon Panel) Alexa Deluzio - ACC first team (Coaches, Blue Ribbon Panel) Natasha Howard - ACC first team (Blue Ribbon Panel), ACC second team (Coaches) Chasity Clayton - ACC Sixth Player of the Year
2014	Natasha Howard - ACC first team (Coaches, Blue Ribbon Panel)
2015	Adut Bulgak - All-ACC First Team (Coaches, Blue Ribbon Panel) Leticia Romero - All-ACC Second Team (Coaches, Blue Ribbon Panel) Sue Semrau - ACC Coach of the Year (Coaches, Blue Ribbon Panel) Shakayla Thomas - All-ACC Freshman Team, ACC Sixth Player of the Year

CONFERENCE ALL-TOURNAMENT TEAMS

1980	Cherry Rivers, Metro
1983	Sue Galkantas, Metro
1990	Tia Paschal, Metro
1991	Wanda Burns, Metro (MVP); Tia Paschal, Metro
1993	Tia Paschal - ACC first team
2000	Latavia Coleman - ACC first team
2001	Brooke Wyckoff - ACC second team
2009	Tanae Davis-Cain - ACC second team Mara Freshour - ACC second team
2014	Natasha Howard - ACC second team
2015	Shakayla Thomas - ACC first team Leticia Romero - ACC second team

ACC DEFENSIVE PLAYER OF THE YEAR

2011	Christian Hunnicutt
------	---------------------

ACC ALL-DEFENSIVE TEAMS

2000	Brooke Wyckoff
2001	Brooke Wyckoff
2005	Alicia Gladden
2006	Alicia Gladden
2007	Alicia Gladden
2009	Jacinta Monroe
2010	Jacinta Monroe
2011	Christian Hunnicutt
2012	Natasha Howard
2014	Natasha Howard

ACC SELECT TEAM

1993	Tia Paschal
1994	Christy Derlak

CONFERENCE PLAYERS OF THE WEEK

Bev Burnett	1985-86, 1987-88 (2), 1988-89 (Metro)
Chris Davis	1987-88, 1990-91 (Metro)
Wanda Burns	1989-90 (Metro)
Connie Robinson	1991-92 ACC Rookie of the Week (twice)
Tia Paschal	1990-91 (Metro), 1992-93 (ACC)
Carla Williams	1995-96 (ACC)
Latavia Coleman	1996-97 ACC Rookie of the Week; 1999-00 ACC Player of the Week (twice)
Brooke Wyckoff	1997-98 ACC Rookie of the Week; 2000-01 ACC Player of the Week
April Traylor	1998-99 ACC Rookie of the Week (twice) 2001-02 ACC Player of the Week
Angela Sutton	1998-99 ACC Rookie of the Week
Levys Torres	2000-01 ACC Player of the Week
Ganiyat Adeduntan, Holly Johnson	2002-03 ACC Rookie of the Week
Tasheika Allen	2003-04 ACC Player of the Week
Shante Williams	2003-04 ACC Rookie of the Week (three times)
Roneeka Hodges	2004-05 ACC Player of the Week (twice)
Ganiyat Adeduntan	2004-05 ACC Player of the Week
Britany Miller	2005-06 ACC Rookie of the Week (three times)
Jacinta Monroe	2006-07 ACC Rookie of the Week (three times)
Alysha Harvin	2006-07 ACC Rookie of the Week
Jacinta Monroe	2008-09 Player of the Week
Cierra Bravard	2008-09 Rookie of the Week (two times)
Courtney Ward	2009-10 ACC Player of the Week
Chasity Clayton	2009-10 ACC Freshman of the Week
Jacinta Monroe	2009-10 ACC Player of the Week
Chelsea Davis	2012-13 ACC Player of the Week
Alexa Deluzio	2012-13 ACC Player of the Week
Leonor Rodriguez	2012-13 ACC Player of the Week
Natasha Howard	2012-13, 2013-14 ACC Player of the Week
Adut Bulgak	2014-15 ACC Player of the Week



ACADEMIC AWARDS

METRO CONFERENCE COMMISSIONER'S LIST

1984-85	Celia Slater, Penny Stone
1985-86	Sarah Hall
1986-87	Sarah Hall, Terri McCarty
1987-88	Sarah Hall, Terri McCarty
1988-89	Bev Burnett , Chris Davis, Luz Lopez, Robin Storey
1989-90	Chris Davis, Kelli Test, Shannon Hodge
1990-91	Robin Corn

ACC POSTGRADUATE SCHOLARSHIP

1993-94	Christy Derlak
2000-01	Brooke Wyckoff
2010-11	Christian Hunnicutt

ACC ACADEMIC HONOR ROLL SECTIONS

1991-92	Robin Corn, Christy Derlak, Danielle Ryan
1992-93	Christy Derlak, Danielle Ryan, Allison Peercy
1993-94	Christy Derlak, Allison Peercy, Liberty Taylor, Angela Atkinson, Michelle Frank
1994-95	Allison Peercy, Liberty Taylor, Katina Cobbins, Wendy Hampton, Anja Pedersen
1995-96	Wendy Hampton, Kristen Parker, Leslie Waugh, Carla Williams
1996-97	Arleshia Davidson, Wendy Hampton, Kristen Parker, Leslie Waugh
1997-98	Arleshia Davidson, Vanessa Fuchs, Wendy Hampton, Latrice McLin, Jen Robinson, Leslie Waugh, Brooke Wyckoff
1998-99	Arleshia Davidson, Vanessa Fuchs, Val Linley, Jen Robinson, Lakesha Springle, Angela Sutton, Brooke Wyckoff
1999-00	Latavia Coleman, Molly Beal, Brooke Wyckoff, Vanessa Fuchs, Lauren Bradley, Levys Torres, Katelyn Vujas
2000-01	Molly Beal, Lauren Bradley, Vanessa Fuchs, Petra Hofmann, Lakesha Springle, Brooke Wyckoff
2001-02	Lauren Bradley, Genesis Choice, Linnea Liljestrand, Kim Small
2002-03	Ganiyat Adeduntan, Lauren Bradley, Holly Johnson, Linnea Liljestrand, Tasheika Allen

2003-04	Ganiyat Adeduntan, Nikki Anthony, Lauren Bradley, Alicia Gladden, Holly Johnson, Linnea Liljestrand, LaQuinta Neely
2004-05	Ganiyat Adeduntan, Nikki Anthony, Alicia Gladden, Christie Lautsch, Linnea Liljestrand, Hannah Linquist
2005-06	Ganiyat Adeduntan, Nikki Anthony, Tiffany Buckelew, Mara Freshour, Alicia Gladden, Holly Johnson, LaQuinta Neely, Dranadia Roc
2006-07	Nikki Anthony, Tiffany Buckelew, Mara Freshour, Alicia Gladden, Christie Lautsch
2007-08	Mara Freshour, Christian Hunnicutt
2008-09	Mara Freshour, Kayli Keough
2009-10	Chasity Clayton, Christian Hunnicutt, Kayli Keough
2010-11	Christian Hunnicutt
2011-12	Chasity Clayton, Emma Loucks, Ebony Wells
2012-13	Chasity Clayton, Morgan Toles
2013-14	Gabby Bevillard, Emiah Bingley, Brittany Brown, Lauren Coleman, Morgan Jones
2014-15	Gabby Bevillard, Brittany Brown, Maegan Conwright, Ama Degbeon, Kai James Leticia Romero, Ivey Slaughter

ACADEMIC ALL-ACC

1998	Arleshia Davidson, Wendy Hampton, Brooke Wyckoff
1999	Jen Robinson, Brooke Wyckoff
2000	Molly Beal, Brooke Wyckoff
2001	Molly Beal, Vanessa Fuchs, Brooke Wyckoff
2002	Linnea Liljestrand
2003	Holly Johnson
2004	Ganiyat Adeduntan, Lauren Bradley
2005	Ganiyat Adeduntan, Linnea Liljestrand
2006	Ganiyat Adeduntan, Alicia Gladden, Holly Johnson, LaQuinta Neely
2007	Nikki Anthony, Mara Freshour, Alicia Gladden
2008	Mara Freshour
2009	Mara Freshour
2010	Christian Hunnicutt
2011	Christian Hunnicutt
2015	Brittany Brown



Morgan Toles



Christian Hunnicutt



ALL-TIME LETTERWINNERS

A	
Abraham, Joanne	1970-73 (3)
Adams, Leslie	1992-93 (1)
Adeduntan, Ganiyat	2002-06 (4)
Alexander, Vicki	1976-77 (1)
Allen, Deb	1971-74 (3)
Allen, Tasheika	2001-04 (3)
Anthony, Nikki	2004-07 (3)
Arnold, Jackie	1977-79 (2)
Arnoldi, Allison	1990-94 (4)
Atkinson, Angela	1993-94 (1)

B	
Bailey, Jan	1973-76 (3)
Baker, Jill	1980-84 (4)
Barrineau, Karen	1977-79 (2)
Battles, Judy	1974-77 (3)
Beal, Molly	1999-01 (2)
Bebee, Marion	1972-73 (1)
Belcher, Debra	1972-73 (1)
Bennett, Lea	1998-99 (2)
Bevillard, Gabby	2014-15 (1)
Bingley, Emiah	2013-P (2)
Blaydes, Diane	1978-80 (2)
Boehmer, Cindy	1972-76 (4)
Bohall, Bonnie	1972-73 (1)
Bouknight, Veronica	1985-86 (1)
Bradley, Lauren	1999-04 (4)
Bravard, Cierra	2008-11 (4)
Bresnahan, Olivia	2010-12 (2)
Brokas, Chris	1975-77 (2)
Brown, Brittany	2013-P (2)
Brown, Lako	1997-01 (4)
Brown, Susan	1973-76 (3)
Brown, Terry	1972-74 (2)
Buchanan-Berryhill, Mary	1986-93 (3)
Buckelew, Tiffany	2004-07 (3)
Buford, Kyria	2005-06 (1)
Bulgak, Adut	2014-P (1)
Burgun, Ruthann	1980-81 (1)
Burnette, Bev	1984-89 (4)
Burns, Wanda	1988-91 (3)
Burroughs, Joye	1981-82 (1)

C	
Cannon, Mary Anne	1972-76 (4)
Choice, Genesis	2001-04 (3)
Clark, Gussie	1984-88 (4)
Clayton, Chasity	2008-13 (4)
Cliette, Brenda	1982-83, 1986-87 (2)
Cobbins, Katina	1991-95 (3)
Coleman, Latavia	1996-00 (4)
Coleman, Lauren	2010-15 (4)
Collins, Ann	1976-78 (2)
Collins, Debra	1988-89 (1)
Colquitt, Emma	1972-76 (4)
Conwright, Maegan	2014-15 (1)
Corn, Robin	1987-92 (4)
Crutchfield, Linda	1972-74 (2)

D	
Davidson, Arleshia	1995-99 (4)
Davis, Chelsea	2009-13 (4)
Davis, Chris	1987-91 (4)
Davis, Melissa	1977-78 (1)
Davis, Vicki	1970-73 (3)
Davis-Cain, Tanae	2005-09 (4)
Degbeon, Ama	2014-P (1)
Delgado, Yashira	2012-14 (2)
Deluzio, Alexa	2008-13 (4)
Derlak, Christy	1990-94 (4)
Dishman, Chantelle	1989-93 (4)
Drew, Tizza	1976-77 (1)

E-F	
Edwards, Debbie	1969-72 (3)
Eilbacher, Denise	1976-78 (2)
Erickson, Cathy	1992-93 (1)
Fahey, Meg	1981-82 (1)
Foglio, Lisa	1980-83 (3)
Fowler, Tanya	1988-92 (4)
Frank, Cindy	1970-73 (3)
Frank, Michelle	1992-94 (2)
Freshour, Mara	2005-09 (4)

Fuchs, Vanessa	1997-01 (4)
----------------	-------------

G	
Gailey, Becky	1977-78 (1)
Galkantas, Nancy	1981-83 (2)
Galkantas, Sue	1980-84 (4)
Galloway, Karen	1989-91 (2)
Garrett, Val	1984-87 (3)
Gladden, Alicia	2003-07 (4)
Glover, Cheryl	1985-86 (1)
Golden, Scooby	1978-80 (2)
Gomez, Jan	1969-71 (2)
Gonzalez, Clara	1974-77 (3)
Gracey, Tamara	1998-99 (1)
Graham, Marlene	1972-76 (4)
Gray, Angel	2006-10 (4)
Gray, Joan	1969-72 (3)
Gray, Linda	1978-81 (3)
Griffin, Pamela	1973-74 (1)
Grimes, Sarah	1987-89 (2)
Gwyn, Moody	1985-86 (1)

H	
Hall, Sarah	1984-88 (4)
Hampton, Wendy	1994-98 (4)
Harden, Gina	1978-80 (2)
Harper, Rose	1977-81 (4)
Harris, Valene	1985-87 (2)
Harstvedt, Peggy	1975-78 (3)
Harvin, Alysha	2006-10 (4)
Harvis, Aline	1987-89 (2)
Hatzell, Brauna	1977-78 (1)
Heaps, Mehgan	1995-97 (2)
Hodge, Shannon	1988-92 (4)
Hodges, Roneeka	2004-05 (1)
Hofmann, Petra	2000-02 (2)
Howard, Antionette	2007-08 (1)
Howard, Natasha	2010-14 (4)
Houston, Candi	1969-71 (2)
Houston, Francine	2002-03 (1)
Hunnicutt, Christian	2007-10 (4)

I-J-H	
Ivy, Rita	1969-72 (3)
James, Kai	2013-P (2)
Johnson, Holly	2002-06 (4)
Jones, Morgan	2013-15 (2)
Kaminski, Sheri	1983-87 (4)
Keough, Kayli	2008-10 (2)
King-Gilchrist, Jakelle	2012-13 (1)
Kocsis, Francene	1974-76 (2)
Koontz, Barb	1973-76 (3)

L	
Laine, Charlene	1969-72 (3)
Lappe, Martha	1977-79 (2)
Lardie, Maria	1988-90 (2)
Lasseter, June	1979-80 (1)
Lasseter, Laine	1978-82 (4)
Lautsch, Christie	2004-07 (3)
Liljestrand, Linnea	2001-05 (4)
Linley, Val	1997-99 (2)
Linguist, Hannah	2002-06 (4)
Lopez, Luz	1988-90 (2)

M	
Macon, Stacy	1976-77 (1)
Marnie, Lynn	1979-83 (4)
McCarty, Terri	1984-88 (3)
McDonald, Lynn Dee	1979-81 (2)
McGowan, Linda-Ann	1983-86 (3)
McKinney, Yvette	1972-75 (3)
McLin, Latrice	1994-98 (4)
Miller, Britany	2005-07 (2)
Miller, Jennifer	1995-97 (2)
Mingo, Taylor	2010-11 (2)
Kristi Mokube	2011-13 (2)
Moneymaker, Stacy	1983-84 (1)
Monroe, Jacinta	2006-10 (4)
Moore, Cayla	2006-09 (4)
Moore, Trinetta	2001-04 (3)
Moorefield, Lysa	1994-98 (4)

N-O	
Neely, LaQuinta	2001-066 (4)
Nelson, Val	1976-77 (1)

Oliver, LeeVayne	1980-84 (4)
O'Neal, Sunnie	1979-82 (3)
Owen, Anne	1969-71 (2)

P	
Palgut, Karyn	1981-82 (1)
Parker, Kristy	1995-97 (2)
Parr, Barb	1973-76 (3)
Paschal, Tia	1989-93 (4)
Pedersen, Anja	1994-95 (1)
Peercy, Allison	1991-95 (4)
Penn, Aletha	1994-98 (4)
Piatnik, Jan	1984-88 (4)
Pierce, RONALDA	2003-04 (1)
Pink, Patti	1975-77 (2)
Podulka, Kris	1978-81 (3)
Preston, Antonette	1993-94 (1)
Preston, Gayle	1974-76 (2)
Putzi, Debbie	1980-81 (1)

Q-R	
Richardson, Shakena	2014-15 (1)
Rickardson, Kim	1976-77 (1)
Rickman, Tanisha	1994-95 (1)
Rimson, Lorraine	1983-85 (2)
Rivers, Cherry	1976-80 (4)
Robinson, Connie	1991-92 (1)
Robinson, Jen	1995-99 (4)
Rodriguez, Leonor	2009-13 (4)
Romero, Leticia	2014-P (1)
Ruffo, Sandra	1977-78 (1)
Ryan, Danielle	1989-93 (4)

S	
Seamon, Susan	1970-73 (3)
Shannon, Darlene	1977-79 (2)
Sharpe, Joanne	1969-72 (3)
Shaw, Jode	1974-75 (1)
Shields, Dawn	1979-80 (1)
Shuler, Meg	1978-79 (1)
Sildsby, Shirley	1975-78 (3)
Slater, Celia	1983-85 (2)
Slaughter, Ivey	2013-P (2)
Small, Kim	2000-02 (2)
Smith, Lori	1983-84 (1)
Spercing, Vicki	1970-72 (2)
Springle, Lakesha	1998-02 (4)
Stokes, Glenda	1979-83 (4)
Stone, Penny	1984-85 (1)
Storey, Robin	1987-89 (2)
Sutton, Angela	1998-00, 02-04 (4)

T-U-V	
Taylor, Liberty	1991-95 (4)
Test, Kelli	1987-91 (4)
Thomas, Karen	1988-90 (2)
Thomas, Shakayla	2014-P (1)
Thomas, Terry	1977-78 (1)
Thrapp, Susie	1980-81 (1)
Tinsley, Teresa	1978-80 (2)
Tippins, Debbie	1976-77 (1)
Torres, Levys	1999-01 (2)
Traylor, April	1998-02 (4)
Tucker, Angela	1985-88 (3)
Vujas, Katelyn	1999-03 (4)

W-H-Y-Z	
Walker, Kaila	1993-94 (1)
Walker, Tracy	1989-92 (3)
Ward, Courtney	2007-10 (4)
Washington, Sharron	1993-94 (1)
Waugh, Leslie	1995-97 (2)
Weigand, Cheryl	1975-78 (3)
White, Elizabeth	1972-74 (2)
White, Kristy	1995-97 (2)
Whiting, Shinikki	1999-02 (3)
Williams, Carla	1994-96 (2)
Williams, Shante	2003-08 (4)
Wood, Lahna	1982-83 (1)
Woods, Ursula	1992-93 (1)
Wright, Diana	1970-72 (2)
Wright, Monica	1969-72 (3)
Wyckoff, Brooke	1997-01 (4)

Active players in **Bold**



ALL-TIME JERSEY NUMBERS

(Letterwinners starting with 1978-79 season)

#0
KAI JAMES 2013-14

#00
 Lakesha Springle 1998-99
 Chasity Clayton 2008-13

#1
 Linnea Liljestrand 2001-05
 Angel Gray 2006-10
 Morgan Toles 2012-13
 Morgan Jones 2013-15

#2
 LaQuinta Neely 2001-06
 Alysha Harvin 2006-10
ADUT BULGAK 2014-PR.

#3
 Shinikki Whiting 1999-02
 Tiffany Buckelew 2004-07
 Alexa Deluzio 2008-13
EMIAH BINGLEY 2013-PR.

#4
 Antonette Preston 1993-94
 Petra Hofmann 2000-02
 Cayla Moore 2005-09
 Emma Loucks 2011

#5
 Angela Atkinson 1993-94
 Latrice McLin 1994-98
 Trinetta Moore 2001-04
 Roneeka Hodges 2004-05
 Christian Hunnicutt 2007-2010
 Yashira Delgado 2012-14

#9
 Kaila Walker 1993-94

#10
 Susie Thrapp 1980-81
 Lahna Wood 1982-83
 Jill Baker 1982-84
 Valerie Garrett 1984-87
 Katina Cobbins 1991, 93-95
 Val Linley 1997-99
 Lakesha Springle 1999-02
 Mara Freshour 2005-09
 Leonor Rodriguez 2009-13
LETICIA ROMERO 2014-PR.

#11
 Lynn Marnie 1979-82
 Sunnie O'Neal 1979-82
 Jan Piatnik 1984-88
 Shannon Hodge 1988-92
 Michelle Frank 1992-94
 Angela Sutton 1998-00; 2002-04
 Chania Ray 2014

#12
 Teresa Tinsley 1978-80
 Sheri Kaminski 1983-87
 Robin Storey 1987-89
 Luz Lopez 1989-90
 Alison Arnoldi 1990-94
 Kristy Parker 1995-97
 April Traylor 1998-02
 Holly Johnson 2002-06
 Courtney Ward 2007-2010
 Jakelle King-Gilchrist 2012-13
BRITTANY BROWN 2013-PR.

#13
 Lori Smith 1983-84
 Chris Davis 1987-91
 Jennifer Miller 1995-97
 Levys Torres 1999-01

#14
 Rose Harper 1977-81
 Jill Baker 1982-84
 Joye Burroughs 1981-82
 Gussie Clark 1984-88
 Tanya Fowler 1988-92
 Francine Houston 2002-03
 Tayler Mingo 2010-11
 Gabi Alfonso 2013-14

#15
 Scooby Golden 1978-80
 Kyria Buford 2005-06
 Antionette Howard 2007-09
 Maegan Conwright 2014-15

#20
 Linda Gray 1978-81
 Linda Ann McGowan 1983-86
 Christy Derlak 1990-94
 Aletha Penn 1994-98
 Katelyn Vujas 1999-03
 Tanae Davis-Cain 2005-09
 Kristi Mokube 2011-13
SHAKAYLA THOMAS 2014-PR.

#21
 Aline Harvis 1987-89
 Kristy White 1995-97
 Brooke Wyckoff 1997-01
 Christie Lautsch 2004-07

#22
 Lynn Dee McDonald 1979-81
 Celia Slater 1983-85
 Moody Gwyn 1985-86
 Wanda Burns 1988-91
 Carla Williams 1994-96
 Vanessa Fuchs 2000-01
 Shante Williams 2003-08
 Kayli Keough 2008-09
 Olivia Bresnahan 2010-12

#23
 Bev Burnett 1985-86
 Brenda Cliette 1986-87
 Robin Corn 1987-92
 Sharron Washington 1993-94
 Arleshia Davidson 1995-99
 Shinikki Whiting 1999-00
 Alicia Gladden 2003-07
IVEY SLAUGHTER 2013-PR.

#24
 Kris Podulka 1978-81
 Kelli Test 1987-91
 Liberty Taylor 1991-95
 Jen Robinson 1995-99
 Kim Small 2000-01
 Shakena Richardson 2014-15

#25
 Jill Baker 1980-81
 Valene Harris 1985-87
 Connie Robinson 1991-92
 Lako Brown 1997-01
AMA DEGBEON 2014-PR.

#30
 Terri McCarty 1984-85
 Sarah Hall 1986-88
 Tia Paschal 1989-93
 Tanisha Rickman 1994-95
 Latavia Coleman 1996-00

#31
 Debbie Putz 1980-81
 Lahna Wood 1982-83
 Cheryl Glover 1985-86
 Karen Thomas 1988-90
 Lysa Moorefield 1994-98
 Ganiyat Adeduntan 2002-06
 Ebony Wells 2011-13

#32
 Penny Stone 1984-85
 Terri McCarty 1987-88
 Karen Galloway 1989-91
 Allison Peercy 1991-95
 Meghan Heaps 1995-97
 Molly Beal 1999-01
 Lauren Coleman 2010-15

#33
 Cherry Rivers 1976-80
 LeeVayne Oliver 1980-84
 Bev Burnett 1988-89
 Danielle Ryan 1989-93
 Kaila Walker 1993-94
 Vanessa Fuchs 1997-00
 Tasheika Allen 2001-04
 Britany Miller 2005-08
 Natasha Howard 2010-14

#34
 Jackie Arnold 1977-79
 Tracy Walker 1989-92
 Hannah Linquist 2002-06
 Chelsea Davis 2009-13
 Gabby Bevilard 2014-15

#35
 Laine Lasseter 1980-82
 Debra Collins 1988-89

#40
 June Lasseter 1979-80
 Lisa Foglio 1980-83

#41
 Laine Lasseter 1978-80
 Tamara Gracey 1998-99

#42
 Stacy Moneymaker 1983-84
 Sarah Hall 1984-85
 Sarah Grimes 1987-89
 Leslie Waugh 1995-97
 Genesis Choice 2001-04
KAI JAMES 2014-P

#43
 Sue Galkantas 1980-84

#44
 Glenda Stokes 1979-80
 Meg Fahey 1981-82
 Brenda Cliette 1983-84
 Angela Tucker 1985-88
 Chantelle Dishman 1989-93
 Anja Pedersen 1994-95
 Lauren Bradley 1999-04
 Nikki Anthony 2004-07

#45
 Meg Schuler 1978-79
 Ruthann Burgan 1980-81
 Lynn Marnie 1982-83
 Ursula Woods 1992-93
 Wendy Hampton 1994-98

#50
 Nancy Galkantas 1981-83
 Veronica Bouknight 1985-86
 Maria Lardie 1988-90
 Jacinta Monroe 2006-2010

#51
 Lea Bennett 1998-00

#52
 Glenda Stokes 1982-83
 Mary Buchanan Berryhill 1986-87, 92-93

#54
 Cierra Bravard 2008-12

#55
 Lorraine Rimson 1983-85
 RONALDA PIERCE 2003-04
 Active players in **Bold**



POSTSEASON HISTORY

1978

State Tournament

South Florida 70 FSU 65
 FSU 86 South Florida 61
 South Florida 61 FSU 59

1980

FAIAW State Tournament Tampa, Fla.

FSU 100 South Florida 88

AIAW Region Tournament Clinton, Miss.

Mercer 84 FSU 75

1981

FAIA State Tournament Daytona Beach, Fla.

Miami 79 FSU 70

1982

FAIAW State Tournament Daytona Beach, Fla.

FSU 84 Miami 80
 FSU 76 Florida A&M 65

AIAW Region 111 Tournament

FSU 71 Mississippi College 69
 Georgia Southern 81 FSU 78
 Mississippi Valley 95 FSU 83

National Women's Invitational Tournament

FSU 76 Pepperdine 63
 FSU 75 BYU 71
 Championship Game
 Oregon State 76 FSU 60

1983

NCAA Mideast First Round* University, Miss.

Ole Miss 86 FSU 76
 *First team in Florida to earn NCAA Tournament bid

1990

NCAA Mideast First Round Tallahassee, Fla.

Penn State 83 FSU 73

1991

NCAA Mideast First Round Tallahassee, Fla.

FSU 96 Appalachian State 57

NCAA Mideast Second Round Bowling Green, Ky.

Western Kentucky 72 FSU 69

2001

NCAA Midwest First Round Ames, Iowa

FSU 72 Tulane 70

NCAA Midwest Second Round Ames, Iowa

Iowa State 85 FSU 70

2003

Women's National Invitational Tournament Tallahassee, Fla.

FSU 71 Florida International 51
 Auburn, Ala.

Auburn 68 FSU 57

2004

Women's National Invitational Tournament Mobile, Ala.

FSU 67 South Alabama 61

Richmond, Va.

Richmond 84 FSU 77

2005

NCAA Midwest First Round Storrs, Conn.

FSU 87 Richmond 54

NCAA Midwest Second Round Storrs, Conn.

Connecticut 70 FSU 52

2006

NCAA Midwest First Round Denver, Colo.

FSU 80 Louisiana Tech 71

NCAA Midwest Second Round Denver, Colo.

Stanford 88 FSU 70

2007

NCAA Fresno Regional First Round Stanford, Calif.

FSU 85 Old Dominion 75

NCAA Fresno Regional Second Round Stanford, Calif.

FSU 68 Stanford 61

NCAA Fresno Regional Sweet 16 Fresno, Calif.

LSU 55 FSU 43

2008

NCAA Des Moines Regional First Round Des Moines, Iowa

FSU 60 Ohio State 49

NCAA Des Moines Regional Second Round Des Moines, Iowa.

Oklahoma State 73 FSU 72 (OT)

2009

NCAA Duluth Regional First Round Duluth, Ga.

FSU 83 N.C. A&T 71

NCAA Duluth Regional Second Round Duluth, Ga.

Arizona State 63 FSU 58

2010

NCAA Dayton Regional First Round Tallahassee, Fla.

FSU 75 Louisiana Tech 61

NCAA Dayton Regional Second Round Tallahassee, Fla.

FSU 66 St. John's 65 (OT)

NCAA Dayton Regional Sweet 16 Dayton, Ohio

FSU 74 Mississippi State 71

NCAA Dayton Regional Elite Eight Dayton, Ohio

UConn 90 FSU 50

2011

NCAA Dallas Regional First Round Auburn, Ala.

FSU 76 Samford 46

NCAA Dallas Regional Second Round Auburn, Ala.

Georgia 61 FSU 59

2013

NCAA Oklahoma City Regional First Round Waco, Texas

FSU 60 Princeton 44

NCAA Oklahoma City Regional Second Round Waco, Texas

Baylor 85 FSU 47

2014

NCAA Stanford Regional First Round Ames, Iowa

FSU 55 Iowa State 44

NCAA Stanford Regional Second Round Ames, Iowa

Stanford 63 FSU 44

2015

NCAA Greensboro Regional First Round Tallahassee, Fla.

FSU 91 Alabama State 49

NCAA Greensboro Regional Second Round Tallahassee, Fla.

FSU 65 FGCU 47

NCAA Greensboro Regional Sweet 16 Greensboro, N.C.

FSU 66 Arizona State 65

NCAA Greensboro Regional Elite Eight Greensboro, N.C.

South Carolina 80 FSU 74



The 2010 Seminoles advanced to the Elite Eight for the first time in Florida State history.



NCAA POSTSEASON HISTORY



2009 NCAA Tournament



2015 NCAA Tournament



2008 NCAA Tournament



2014 NCAA Tournament



2007 NCAA Tournament



2013 NCAA Tournament



2006 NCAA Tournament



2011 NCAA Tournament



2005 NCAA Tournament



2010 NCAA Tournament



2001 NCAA Tournament



NCAA POSTSEASON HISTORY

FSU POSTSEASON BESTS

INDIVIDUAL (FSU)

Category	Record	Player	Opponent	Date
Total points:	28	Roneeka Hodges	UConn	3/22/05
Field Goals:	11	Roneeka Hodges	UConn	3/22/05
FG Attempted:	26	Tanae Davis-Cain	Ohio State	3/22/08
3 Point Field Goals:	5	Tanae Davis-Cain	Ohio State	3/22/08
3 FG Attempted:	10	Alysha Harvin	Mississippi State	3/28/10
Free Throws:	8	Alicia Gladden	Stanford	3/19/07
FT Attempted:	11	Alicia Gladden	Stanford	3/19/07
OF Rebounds:	7	Chantelle Dishman	App. State	3/13/91
DE Rebounds:	12	Adut Bulgak	FGCU	3/23/15
		Ivey Slaughter	Iowa State	3/22/14
TOT Rebounds:	13	Adut Bulgak	FGCU	3/23/15
		Cierra Bravard	Samford	3/20/11
		Ivey Slaughter	Iowa State	3/22/14
		Natasha Howard	Iowa State	3/22/14
Blocks:	5	Natasha Howard	Princeton	3/24/13
	5	Jacinta Monroe	Old Dominion	3/17/07
	5	Jacinta Monroe	Mississippi State	3/28/10
Assists:	10	Leticia Romero	Alabama State	3/21/15
Steals:	6	Danielle Ryan	App. State	3/13/91

TEAM (FSU)

Category	Record	Opponent	Date
FG%	57.7%	Old Dominion	3/17/07
3 FG%	64.3%	Richmond	3/20/05
FT%	90.0%	Western Kentucky	3/15/91
Total Points:	96	Appalachian State	3/13/91
FG:	38	Appalachian State	3/13/91
FGA:	81	Appalachian State	3/13/91
3FG:	9	Richmond	3/20/05
	9	Ohio State	3/22/08
	9	N.C. A&T	3/21/09
3FGA:	21	Oklahoma State	3/24/08
FT:	25	Alabama State	3/21/15
FTA:	32	Louisiana Tech	3/18/06
OF Reb:	20	Appalachian State	3/13/91
	20	Louisiana Tech	3/20/10
DEF Reb:	36	Samford	3/20/11
	36	Iowa State	3/22/14
TOT Reb:	52	Samford	3/20/11
Blocks:	7	Old Dominion	3/17/07
	7	Mississippi State	3/28/10
Assists:	23	Richmond	3/20/05
	23	N.C. A&T	3/21/09
Steals:	21	Appalachian State	3/13/91

INDIVIDUAL (OPPONENTS)

Category	Record	Player	Team	Date
Total points:	34	Candice Wiggins	Stanford	3/20/06
Field Goals:	15	Brittney Griner	Baylor	3/26/13
FG Attempted:	25	Andrea Riley	Okla State	3/24/08
3 Point Field Goals:	5	Mary Govero	Mississippi State	3/28/10
3 PT FG Attempted:	12	Andrea Riley	Okla State	3/24/08
Free Throws:	9	Katie Hempen	Arizona State	3/27/15
		Sherida Triggs	Old Dominion	3/17/07
FT Attempted:	13	Sylvia Fowles	LSU	3/24/07
OF Rebounds:	8	Armelie Lumanu	Mississippi State	3/28/10
DE Rebounds:	15	Brittney Griner	Baylor	3/26/13
TOT Rebounds:	22	Brittney Griner	Baylor	3/26/13
Blocks:	4	Whitney Knight	FGCU	3/23/15
		Brittney Griner	Baylor	3/26/13
		Brooke Smith	Stanford	3/20/06
		Jantel Lavender	Ohio State	3/22/08
		Sybil Dosty	Arizona St.	3/23/09
		Chanel Makango	Mississippi State	3/28/10
		Tina Charles	Connecticut	3/30/10
Assists:	8	Dana Fortenberry	Mississippi	3/18/83
Steals:	6	Andrea Riley	Okla State	3/24/08

TEAM (OPPONENTS)

Category	Record	Team	Date
FG%	61.2%	South Carolina	3/29/15
3 FG%	50%	Western Kentucky	3/15/91
	50%	Connecticut	3/30/10
FT%	85%	Connecticut	3/22/05
Total Points:	90	Connecticut	3/30/10
FG:	37	Baylor	3/26/13
FGA:	76	Oklahoma State	3/24/08
3FG:	10	Mississippi State	3/28/10
3FGA:	38	Iowa State	3/22/14
FT:	27	Stanford	3/20/06
FTA:	39	Mississippi	3/18/83
OF Reb:	23	Old Dominion	3/17/07
DEF Reb:	42	Baylor	3/26/13
TOT Reb:	56	Baylor	3/26/13
Blocks:	8	Connecticut	3/30/10
Assists:	25	Baylor	3/26/13
	25	Mississippi	3/18/83
Steals:	20	Mississippi	3/18/83



CONFERENCE HISTORY



FSU IN THE METRO CONFERENCE (from 1981-1991)

YEAR-BY-YEAR RECORD

YEAR	METRO	OVERALL	HEAD COACH
1980-81	1-3	14-15	Janice Dykehouse
1981-82	2-3	28-10	Janice Dykehouse
1982-83	5-1	24- 6	Janice Dykehouse
1983-84	2-9	13-18	Janice Dykehouse
1984-85	2-9	7-21	Jan D. Allen
1985-86	3-8	12-18	Jan D. Allen
1986-87	5-7	9-19	Marynell Meadors
1987-88	4-8	9-18	Marynell Meadors
1988-89	7-5	16-11	Marynell Meadors
1989-90	11-3	21- 9	Marynell Meadors
1990-91	12-2	25- 7	Marynell Meadors


FSU IN THE METRO CONFERENCE TOURNAMENT (from 1981-1991) - All-time record: 6-9

YEAR	FSU RESULTS
1981	Tulane 70 – FSU 60 FSU 78 – St. Louis 56
1982	no tournament played
1983	Louisville 67 – FSU 56 FSU 84 – Cincinnati 61
1984	Louisville 88 – FSU 77
1985	Virginia Tech 86 – FSU 65
1986	Cincinnati 77 – FSU 45
1987	Virginia Tech 68 – FSU 67
1988	Cincinnati 78 – FSU 76
1989	Cincinnati 57 – FSU 47
1990	FSU 83 – Memphis State 58 Southern Miss 90 – FSU 78
1991	FSU 89 – Cincinnati 51 FSU 83 – Louisville 70 FSU 54 – South Carolina 53*

*Conference champion



Cherry Rivers – 1980 Metro Conference All-Tournament Team





CONFERENCE HISTORY



FSU IN THE ATLANTIC COAST CONFERENCE

(from 1992-present)

YEAR-BY-YEAR RECORD

YEAR	ACC (SEED)	OVERALL	HEAD COACH
1991-92	8-8 (5th)	17-11	Marynell Meadors
1992-93	6-10 (7th)	13-14	Marynell Meadors
1993-94	3-13 (9th)	6-21	Marynell Meadors
1994-95	3-13 (8th)	8-22	Marynell Meadors
1995-96	2-14 (9th)	8-20	Marynell Meadors
1996-97	0-16 (9th)	5-22	Chris Gobrecht
1997-98	5-11 (7th)	9-18	Sue Semrau
1998-99	2-14 (9th)	7-20	Sue Semrau
1999-00	4-12 (8th)	12-17	Sue Semrau
2000-01	9-7 (4th)	19-12	Sue Semrau
2001-02	4-12 (9th)	13-15	Sue Semrau
2002-03	8-8 (4th)	17-13	Sue Semrau
2003-04	7-9 (5th)	15-15	Sue Semrau
2004-05	9-5 (4th)	24- 8	Sue Semrau
2005-06	10-4 (4th)	20-10	Sue Semrau
2006-07	10-4 (4th)	24-10	Sue Semrau
2007-08	7-7 (15th)	19-14	Sue Semrau
2008-09	12-2 (1st)	26-8	Sue Semrau
2009-10	12-2 (1st)	28-6	Sue Semrau
2010-11	11-3 (3rd)	24-8	Sue Semrau
2011-12	6-10 (8th)	14-17	Sue Semrau
2012-13	11-7 (4th)	23-10	Sue Semrau
2013-14	7-9 (9th)	21-12	Sue Semrau
2014-15	14-2 (2nd)	32-5	Sue Semrau



Mara Freshour (L) and Tanae Davis-Gain (R) led FSU to their first-ever share of the ACC regular season championship in 2009.



Roneeka Hodges was an All-ACC First Team selection in 2005.



1991-92 Seminoles – Florida State's first ACC team.

ACC TOURNAMENT

(from 1992-present) - All-time record: 8-23

YEAR	FSU RESULTS
1992	#4 UNC 81 - #5 FSU 69
1993	#2 Maryland 91 - #7 FSU 68
1994	#8 Wake Forest 72 - #9 FSU 57
1995	#8 Maryland 72 - #9 FSU 56
1996	#9 FSU 64 - #8 Georgia Tech 51
	#1 Virginia 83 - #9 FSU 50
1997	#8 Wake Forest 70 - #9 FSU 59
1998	#2 Clemson 85 - #7 FSU 68
1999	#1 Duke 90 - #9 FSU 57
2000	#8 FSU 65 - #7 Maryland 60
	#1 Duke 92 - #8 FSU 65
2001	#4 FSU 83 - #5 Virginia 77
	#1 Duke 72 - #4 FSU 56
2002	#1 Duke 82 - #9 FSU 66
2003	#5 Georgia Tech 64 - #4 FSU 59
2004	#4 Maryland 62 - #5 FSU 47
2005	#5 Virginia 72 - #4 FSU 67 (OT)
2006	#5 NC State 64 - #4 FSU 60
2007	#5 FSU 70 - #12 Wake Forest 53
	#4 NC State 76 - #5 FSU 49
2008	#6 FSU 57 - #11 Wake Forest 52
	#3 Duke 81 - #6 FSU 57
2009	#2 FSU 83 - #7 Boston College 71
	#3 Duke 75 - #2 FSU 57
2010	#7 Boston College 67 - #2 FSU 60
2011	#6 North Carolina 78 - #3 FSU 65
2012	#9 NC State 74 - #8 FSU 71
2013	#4 FSU 70, #5 Miami 58
	#1 Duke 72, #4 FSU 66
2014	#9 FSU 72, #8 Miami 67 (OT)
	#1 Notre Dame 83, #9 FSU 57
2015	#2 FSU 82, #15 Virginia Tech 43
	#2 FSU 66, #3 Louisville 61
	#1 Notre Dame 71, #2 FSU 58



Jacinta Monroe blocked 74 shots en route to leading FSU to a second-consecutive ACC co-regular season championship in 2009-10.



VERSUS RANKED OPPONENTS

ASSOCIATED PRESS

(1981-present)

DATE	RANK	OPPONENT	RESULT	DATE	RANK	OPPONENT	RESULT	DATE	RANK	OPPONENT	RESULT
1/17/82	7	at Old Dominion	100-65 L	2/2/97	22	Duke	77-70 L	12/6/07	12	at Texas A&M	67-81 L
1/25/82	14	Memphis	104-90 L	2/14/97	5	at North Carolina	82-56 L	12/29/07	7	(n) Georgia	(OT) 62-71 L
1/27/82	12	South Carolina	82-81 L	2/16/97	9	at Virginia	73-44 L	1/3/08	11	LSU	61-73 L
2/15/82	18	Mississippi	63-61 W	2/19/97	21	Clemson	71-47 L	1/11/08	12	at Duke	38-70 L
12/10/82	11	(n) Penn State	86-84 L	11/20/97	9	at Florida	73-64 L	2/17/08	3	at North Carolina	77-97 L
3/18/83	13	at Mississippi	86-76 L	12/3/97	25	at NC State	72-60 L	2/24/08	4	at Maryland	(OT) 84-92 L
11/18/83	16	at Arizona State	85-70 L	12/13/97	4	at Louisiana Tech	86-60 L	3/7/08	12	(n) Duke	67-81 L
12/2/83	18	at Western Kentucky	79-74 L	12/21/97	22	SW Missouri State	68-57 L	3/22/08	25	(n) Ohio State	60-49 L
1/5/84	16	at Missouri	(OT) 82-75 W	1/2/98	9	at Virginia	75-62 L	3/24/08	13	(n) Oklahoma State	(OT) 72-73 L
2/2/84	10	Auburn	72-53 L	1/4/98	5	at North Carolina	103-77 L	12/21/08	1	(n) Connecticut	71-83 L
2/24/84	1	(n) Texas	89-43 L	1/16/98	25	at Duke	96-76 L	1/5/09	3	Texas A&M	60-53 W
1/30/85	10	at Auburn	76-58 L	1/21/98	10	Florida	69-57 L	1/23/09	16	at Virginia	80-75 W
1/26/86	11	Tennessee	89-43 L	1/25/98	8	NC State	72-62 L	1/29/09	3	Duke	(OT) 82-75 W
1/3/88	17	Georgia	91-72 L	1/29/98	21	at Clemson	85-55 L	2/2/09	13	Maryland	71-72 L
1/23/89	16	at South Carolina	99-82 L	2/1/98	16	Virginia	83-76 L	2/13/09	8	North Carolina	77-70 W
2/16/89	5	at Georgia	90-70 L	2/4/98	5	North Carolina	75-58 L	2/24/09	22	Virginia	63-68 L
2/20/89	14	South Carolina	76-68 L	2/15/98	13	Duke	79-67 L	3/7/09	8	(n) Duke	57-75 L
11/25/89	13	at LSU	68-65 L	2/26/98	16	(n) Clemson	85-68 L	3/23/09	19	(n) Arizona State	58-63 L
1/17/90	14	at Auburn	80-63 L	11/19/98	3	Louisiana Tech	88-72 L	12/28/09	1	Connecticut	59-78 L
1/22/90	15	South Carolina	75-72 L	12/2/98	16	at Duke	91-72 L	1/7/10	19	Virginia	68-50 W
1/27/90	19	at Southern Miss	77-73 L	12/5/98	9	North Carolina	112-101 L	1/29/10	7	Duke	43-73 L
2/21/90	7	Georgia	80-76 L	12/30/98	4	at Georgia	95-72 L	2/1/10	13	North Carolina	83-73 W
2/24/90	17	Southern Miss	97-72 W	1/7/99	12	at Clemson	77-55 L	2/22/10	18	Virginia	59-58 W
3/3/90	17	at South Carolina	75-59 L	1/22/99	19	Virginia	80-71 L	3/30/10	1	(n) Connecticut	50-90 L
3/10/90	22	(n) Southern Miss	90-78 L	1/25/99	9	Duke	92-75 L	10/21/10	20	Vanderbilt	72-66 W
12/2/90	20	LSU	89-82 W	1/28/99	14	at North Carolina	87-76 L	12/1/10	25	Michigan State	64-72 L
12/7/90	18	Northern Illinois	78-66 W	2/7/99	17	Clemson	71-67 L	12/21/10	1	at Connecticut	62-93 L
12/8/90	1	at Virginia	92-77 L	2/21/99	17	at Virginia	73-55 L	1/14/11	3	Duke	70-87 L
1/31/91	4	at Georgia	91-71 L	2/25/99	8	(n) Duke	90-57 L	1/24/11	22	Miami	66-59 W
2/14/91	5	Auburn	79-64 L	1/6/00	3	NC State	62-58 L	2/2/11	12	North Carolina	75-84 L
3/13/91	10	(n) Western Kentucky	72-69 L	1/24/00	9	Duke	59-54 L	2/20/11	17	Maryland	72-66 W
11/29/91	14	(n) Lamar	78-67 W	1/30/00	11	Auburn	55-52 L	2/24/11	14	at Miami	66-84 L
11/30/91	19	at LSU	96-88 L	2/6/00	11	at NC State	72-62 L	3/4/11	19	(n) North Carolina	65-78 L
1/3/92	1	Virginia	97-60 L	2/10/00	22	Virginia	74-59 L	11/25/11	11	Louisville	76-85 L
1/8/92	4	Maryland	79-64 L	2/24/00	9	at Duke	87-52 L	11/30/11	17	at Ohio State	(OT) 75-78 L
1/15/92	17	at Clemson	80-73 L	3/5/00	12	(n) Duke	92-65 L	12/22/11	25	at Vanderbilt	59-64 L
1/19/92	20	NC State	76-75 W	12/30/00	12	NC State	74-70 L	1/2/12	5	Maryland	70-91 L
1/25/92	25	North Carolina	70-61 W	1/8/01	5	Duke	73-60 L	1/13/12	7	at Duke	66-73 L
1/27/92	2	at Virginia	81-43 L	1/21/01	20	at Clemson	79-66 L	1/15/12	13	Miami	57-60 L
2/1/92	15	Clemson	79-66 W	2/1/01	15	at Xavier	75-72 L	2/12/12	5	Duke	57-67 L
2/5/92	1	at Maryland	101-70 L	2/8/01	4	at Duke	71-69 W	2/19/12	6	at Miami	60-67 L
2/10/92	24	at North Carolina	69-52 L	3/4/01	4	(n) Duke	72-56 L	11/24/12	17	(n) Vanderbilt	73-59 W
12/18/92	16	at Miami	64-61 W	3/18/01	8	(n) Iowa State	85-70 L	12/8/12	25	at Nebraska	77-78 L
12/21/92	20	(n) Tennessee Tech	88-72 W	11/29/01	19	Florida	78-74 L	1/6/13	8	at Maryland	64-71 L
1/6/93	9	Virginia	78-66 L	12/16/01	25	at Auburn	71-59 L	1/13/13	24	Miami	86-65 W
1/10/93	15	North Carolina	85-66 W	1/2/02	19	North Carolina	93-81 L	1/31/13	11	at North Carolina	62-72 L
1/12/93	3	Maryland	68-61 W	1/27/02	4	Duke	102-80 L	2/17/13	14	North Carolina	80-73 W
1/30/93	3	at Virginia	76-68 L	2/4/02	24	at North Carolina	93-63 L	2/22/13	5	at Duke	50-61 L
2/6/93	19	Clemson	84-69 L	2/21/02	5	at Duke	88-55 L	2/28/13	9	Maryland	72-71 W
2/9/93	22	at Northern Illinois	86-80 L	3/1/02	4	(n) Duke	82-66 L	3/9/13	6	(n) Duke	66-72 L
2/24/93	24	at Clemson	70-63 L	12/30/02	3	Connecticut	74-53 L	3/26/13	1	at Baylor	47-85 L
3/6/93	12	(n) Maryland	91-68 L	1/12/03	10	North Carolina	74-53 L	11/24/13	4	at Louisville	(OT) 59-69 L
12/11/93	7	at North Carolina	102-61 L	1/26/03	1	at Duke	81-63 L	1/12/14	13	North Carolina	61-65 L
12/21/93	13	at Virginia	82-56 L	2/13/03	8	at North Carolina	72-56 L	1/16/14	20	at NC State	57-80 L
12/31/93	10	(n) Alabama	87-33 L	2/27/03	2	Duke	70-49 L	1/23/14	3	Duke	(OT) 77-85 L
1/5/94	24	Maryland	69-54 L	11/25/03	1	at Connecticut	81-53 L	2/6/14	2	Notre Dame	60-81 L
1/14/94	4	North Carolina	71-48 L	2/20/03	22	(n) TCU	81-68 L	2/20/14	8	at Maryland	77-87 L
2/4/94	10	Virginia	59-50 L	12/27/03	17	(n) LSU	75-68 L	3/7/14	2	(n) Notre Dame	57-83 L
12/3/94	15	Florida	91-80 L	1/5/04	1	at Duke	79-66 L	3/24/14	6	(n) Stanford	44-63 L
12/19/94	11	(n) Texas Tech	66-44 L	2/1/04	10	at North Carolina	66-60 L	1/2/15	4	at Notre Dame	68-74 L
1/4/95	4	North Carolina	77-52 L	2/8/04	2	Duke	80-74 W	1/11/15	13	Duke	74-58 W
1/17/95	12	Virginia	76-60 L	2/26/04	11	North Carolina	71-58 L	1/22/15	4	Louisville	68-63 W
1/28/95	21	Duke	75-71 L	1/16/05	15	Maryland	(OT) 95-91 W	2/2/15	23	Syracuse	62-52 W
2/3/95	5	at North Carolina	92-47 L	1/20/05	9	North Carolina	(OT) 79-73 W	2/12/15	17	at North Carolina	63-71 L
2/18/95	6	at Virginia	79-45 L	1/24/05	23	at Virginia Tech	(2OT) 81-78 W	3/7/15	10	(n) Louisville	66-51 W
2/21/95	17	at Florida	81-62 L	2/6/05	3	at Duke	75-64 L	3/8/15	2	(n) Notre Dame	58-71 L
12/6/95	17	at Duke	92-30 L	2/17/05	24	at NC State	71-43 L	3/23/15	20	FGCU	65-47 W
1/9/96	13	NC State	76-71 L	3/22/05	10	at Connecticut	70-52 L	3/27/15	9	(n) Arizona State	66-65 W
1/16/96	7	at Virginia	91-58 L	1/5/06	2	at Duke	87-68 L	3/29/15	3	(n) South Carolina	74-80 L
1/27/96	12	Duke	61-47 L	1/16/06	6	at Maryland	75-57 L				
2/3/96	17	at Clemson	70-53 L	1/22/06	4	at North Carolina	68-51 L				
2/11/96	15	at NC State	78-64 L	2/5/06	24	NC State	75-61 W				
2/16/96	10	Virginia	81-40 L	2/26/06	17	Boston College	71-60 W				
2/26/96	18	Florida	76-37 L	3/18/06	18	Louisiana Tech	80-71 W				
3/3/96	8	(n) Virginia	83-50 L	3/20/06	14	Stanford	88-70 L				
11/23/96	20	(n) Florida	75-48 L	1/21/07	16	(n) Georgia	65-70 L				
12/7/96	11	NC State	88-52 L	1/25/07	1	Duke	60-73 L				
1/3/97	16	at Duke	87-46 L	2/12/07	2	North Carolina	59-80 L				
1/8/97	16	North Carolina	88-63 L	2/15/07	6	Maryland	60-74 L				
1/11/97	20	at Clemson	74-63 L	3/2/07	24	(n) NC State	49-76 L				
1/19/97	8	Virginia	67-57 L	3/19/07	5	at Stanford	68-61 W				
1/26/97	17	at NC State	75-36 L	3/24/07	12	(n) LSU	43-55 L				
				11/24/07	24	at DePaul	68-79 L				

First win over a ranked opponent:
63-61 win over #No. 18 Mississippi (February 15, 1982)

Win over highest-ranked opponent:
80-74 over #2 Duke (February 8, 2004)

Biggest margin of victory over a ranked team:
97-72 (25) over #17 Southern Mississippi (February 24, 1990)

Most wins in a season over ranked opponents:
Six (2014-15 season)



VERSUS RANKED OPPONENTS

USA TODAY

(1984-present)

DATE	RANK	OPPONENT	RESULT
2/8/85	24	Tennessee	56-67 L
2/23/85	22	Memphis St.	64-76 L
2/25/85	21	Miami	67-74 L
1/26/86	13	Tennessee	43-89 L
2/25/85	22	Memphis St.	67-84 L
1/3/88	19	Georgia	72-91 L
1/23/89	15	at South Carolina	82-99 L
2/16/89	6	at Georgia	70-90 L
2/20/89	19	South Carolina	68-76 L
11/25/90	12	at Louisiana St.	65-68 L
1/17/90	14	at Auburn	63-80 L
1/22/90	17	South Carolina	72-75 L
1/27/90	18	at Southern Mississippi	73-77 L
2/21/90	7	Georgia	76-80 L
2/24/90	17	Southern Mississippi	97-72 W
3/3/90	18	at South Carolina	59-75 L
3/10/90	20	at Southern Mississippi	78-90 L
3/14/90	23	Penn State	73-83 L
12/2/90	20	LSU	89-82 W
12/7/90	19	North Illinois	78-66 W
12/8/90	1	at Virginia	77-92 L
1/31/91	4	at Georgia	71-91 L
2/14/91	5	Auburn	64-79 L
3/13/91	11	West Kentucky	69-72 L
11/29/91	17	(n) Lamar	78-67 W
1/3/92	1	Virginia	60-87 L
1/8/92	4	Maryland	64-79 L
1/15/92	17	at Clemson	73-80 L
1/19/92	15	NC State	76-75 W
1/25/92	25	North Carolina	70-61 W
1/27/92	2	at Virginia	43-81 L
2/1/92	19	Clemson	79-66 W
2/5/92	1	at Maryland	70-101 L
2/10/92	20	at North Carolina	52-69 L
1/6/93	9	Virginia	66-78 L
1/10/93	14	at North Carolina	85-66 W
1/12/93	3	Maryland	68-61 W
1/18/93	25	at Georgia Tech	79-71 W
1/21/93	20	North Carolina	60-73 L
1/25/93	5	at Maryland	61-74 L
1/30/93	10	at Virginia	68-76 L
2/6/93	19	Clemson	69-84 L
3/6/93	12	(n) Maryland	68-91 L
12/11/93	7	at North Carolina	61-102 L
12/21/93	14	at Virginia	56-82 L
12/31/93	10	(n) Alabama	33-87 L
1/5/94	22	Maryland	54-69 L
1/14/94	4	North Carolina	48-71 L
2/4/94	11	Virginia	50-59 L
12/3/94	15	Florida	80-91 L
12/19/94	11	(n) Texas Tech	44-66 L
1/4/95	4	North Carolina	52-77 L
1/17/95	14	Virginia	60-76 L
2/3/95	5	at North Carolina	47-92 L
2/18/95	7	at Virginia	45-79 L
2/21/95	16	at Florida	62-81 L
12/1/95	21	(n) Florida	56-74 L
12/6/95	17	at Duke	30-92 L
1/3/96	24	at North Carolina	59-67 L
1/9/96	13	NC State	71-76 L
1/16/96	7	at Virginia	58-91 L
1/27/96	13	Duke	47-61 L
1/3/96	18	at Clemson	53-70 L
2/11/96	17	at NC State	64-78 L
2/16/96	10	Virginia	40-81 L
2/26/96	19	Florida	37-76 L
3/3/96	9	(n) Virginia	50-83 L
11/23/96	22	(n) Florida	48-75 L
12/7/96	12	NC State	52-88 L
1/3/97	17	at Duke	46-87 L
1/8/97	15	North Carolina	63-88 L
1/11/97	16	at Clemson	63-74 L
1/19/97	8	Virginia	57-67 L
1/26/97	17	at NC State	36-75 L
2/2/97	21	Duke	70-77 L
2/14/97	6	at North Carolina	54-82 L
2/16/97	8	at Virginia	44-73 L
2/19/97	22	Clemson	47-71 L
11/20/97	8	at Florida	64-73 L
12/3/97	23	at NC State	60-72 L
12/13/97	4	at Louisiana Tech	60-86 L
12/21/97	24	SW Missouri State	57-68 L
1/2/98	9	at Virginia	62-75 L
1/4/98	4	at North Carolina	77-103 L
1/16/98	20	at Duke	76-96 L
1/21/98	12	Florida	57-69 L
1/25/98	7	NC State	62-72 L
1/29/98	22	at Clemson	55-85 L
2/1/98	13	Virginia	76-83 L
2/4/98	5	North Carolina	58-75 L
2/15/98	14	Duke	67-79 L
2/26/98	17	Clemson	68-85 L
11/19/98	2	Louisiana Tech	72-88 L
12/2/98	16	at Duke	72-91 L
12/5/98	8	North Carolina	101-112 L
12/30/98	4	at Georgia	72-95 L
1/7/99	10	at Clemson	55-77 L
1/22/99	21	Virginia	71-80 L
1/25/99	13	Duke	75-92 L
1/28/99	10	at North Carolina	76-87 L
2/7/99	18	Clemson	67-71 L
2/21/99	17	at Virginia	55-73 L
2/25/99	9	(n) Duke	57-90 L
1/6/00	3	NC State	58-62 L
1/24/00	9	Duke	54-59 L
1/30/00	11	Auburn	52-55 L
2/6/00	8	at NC State	62-22 L
2/10/00	21	at Virginia	59-74 L
1/20/00	23	at North Carolina	67-77 L
2/24/00	8	at Duke	52-87 L
3/5/00	10	(n) Duke	65-92 L
12/30/00	12	NC State	74-70 W
1/8/01	5	Duke	60-73 L
1/21/01	20	at Clemson	66-79 L
1/24/01	24	Virginia	60-58 W
1/29/01	24	at NC State	66-85 L
2/01/01	16	at Xavier	72-75 L
2/08/01	4	at Duke	71-69 W
2/22/01	22	Clemson	49-69 L
3/04/01	4	(n) Duke	56-72 L
3/18/01	8	at Iowa State	70-85 L
11/29/01	18	Florida	74-78 L
1/02/02	18	North Carolina	81-93 L
1/27/02	6	Duke	80-102 L
2/04/02	23	at North Carolina	63-93 L
2/21/02	5	at Duke	55-88 L
3/01/02	4	(n) Duke	55-82 L
12/30/02	2	Connecticut	55-74 L
1/12/03	9	North Carolina	53-74 L
1/26/03	1	at Duke	63-81 L
2/13/03	7	at North Carolina	56-72 L
2/27/03	2	Duke	49-70 L
11/25/03	1	at Connecticut	53-81 L
12/20/03	19	(n) TCU	68-81 L
12/27/03	18	(n) LSU	68-75 L
1/5/04	2	at Duke	55-79 L
2/1/04	10	at North Carolina	60-66 L
2/4/04	2	Duke	80-74 W
2/26/04	11	North Carolina	58-71 L
1/16/05	17	Maryland	(OT) 95-91 W
1/20/05	6	North Carolina	(OT) 79-73 W
2/6/05	4	at Duke	75-64 L
2/17/05	24	at NC State	71-43 L
3/22/05	9	at Connecticut	70-52 L
1/5/06	2	at Duke	87-68 L
1/16/06	6	at Maryland	75-57 L
1/22/06	3	at North Carolina	68-51 L
2/26/06	19	Boston College	71-60 W
3/18/06	16	(n) Louisiana Tech	80-71 W
3/20/06	14	(n) Stanford	88-70 L
1/21/07	16	(n) Georgia	65-70 L
1/25/07	1	Duke	60-73 L
2/12/07	2	North Carolina	59-80 L
2/15/07	6	Maryland	60-74 L
3/2/07	25	(n) NC State	49-76 L
3/19/07	5	at Stanford	68-61 W
3/24/07	11	(n) LSU	43-55 L
12/6/07	11	at Texas A&M	67-81 L
12/29/07	7	(n) Georgia	(OT) 62-71 L
1/3/08	11	LSU	61-73 L
1/11/08	13	at Duke	38-70 L
2/17/08	3	at North Carolina	77-97 L
2/24/08	4	at Maryland	(OT) 84-92 L
3/7/08	12	(n) Duke	67-81 L
3/22/08	25	(n) Ohio State	60-49 W
3/24/08	13	(n) Oklahoma State	(OT) 72-73 L
12/21/08	1	(n) Connecticut	71-83 L
1/5/09	3	Texas A&M	60-53 W
1/18/09	25	Georgia Tech	59-49 W
1/23/09	14	at Virginia	80-75 W
1/29/09	7	Duke	(OT) 82-75 W
2/2/09	9	Maryland	71-72 L
2/13/09	7	North Carolina	77-70 W
2/24/09	19	Virginia	63-68 L
3/7/09	10	(n) Duke	57-75 L
12/28/09	1	Connecticut	59-78 L
1/7/10	19	Virginia	68-50 W
1/29/10	7	Duke	43-73 L
2/1/10	15	North Carolina	83-73 W
2/22/10	18	Virginia	59-58 W
3/30/10	1	(n) Connecticut	50-90 L
10/21/10	23	Vanderbilt	72-66 W
12/21/10	1	at Connecticut	62-93 L
1/14/11	3	Duke	70-87 L
1/24/11	17	Miami	66-59 W
2/2/11	15	North Carolina	75-84 L
2/20/11	16	Maryland	72-66 W
2/24/11	12	at Miami	66-84 L
3/4/11	19	(n) North Carolina	65-78 L
11/25/11	12	Louisville	76-85 L
11/30/11	18	at Ohio State	(OT) 75-78 L
12/22/11	23	at Vanderbilt	59-64 L
1/2/12	5	Maryland	70-91 L
1/13/12	6	at Duke	66-73 L
1/15/12	11	Miami	57-60 L
2/12/12	5	Duke	57-67 L
2/19/12	6	at Miami	60-67 L
11/24/12	19	(n) Vanderbilt	73-59 W
12/8/12	22	at Nebraska	77-78 L
1/6/13	8	at Maryland	64-71 L
1/13/13	25	Miami	86-65 W
1/31/13	19	at North Carolina	62-72 L
2/17/13	17	North Carolina	80-73 W
2/22/13	4	at Duke	50-61 L
2/28/13	9	Maryland	72-71 W
3/9/13	6	(n) Duke	66-72 L
3/26/13	1	at Baylor	47-85 L
11/24/13	3	at Louisville	(OT) 59-69 L
12/4/14	25	Michigan State	61-58 W
1/12/14	12	North Carolina	61-65 L
1/16/14	21	at NC State	57-80 L
1/23/14	3	Duke	(OT) 77-85 L
2/6/14	2	Notre Dame	60-81 L
2/20/14	9	at Maryland	77-87 L
3/7/14	2	(n) Notre Dame	57-83 L
3/24/14	5	(n) Stanford	44-63 L
1/2/15	4	at Notre Dame	68-74 L
1/11/15	12	Duke	74-58 W
1/22/15	4	Louisville	68-63 W
2/2/15	22	Syracuse	62-52 W
2/12/15	14	at North Carolina	63-71 L
3/7/15	10	(n) Louisville	66-51 W
3/8/15	2	(n) Notre Dame	58-71 L
3/23/15	21	FGCU	65-47 W
3/27/15	9	(n) Arizona State	66-65 W
3/29/15	4	(n) South Carolina	74-80 L

First win over a ranked opponent:
97-72 over #17 Southern Mississippi (February 24, 1990)

Win over highest-ranked opponent:
80-74 over #2 Duke (February 8, 2004)

Biggest margin of victory over a ranked team:
97-72 (25) over #17 Southern Mississippi (February 24, 1990)

Most wins in a season over ranked opponents:
Six (2014-15 season)



INDIVIDUAL SEASON RECORDS

INDIVIDUAL RECORDS

POINTS

GAME	40, N. Howard vs. Syracuse (2/13/14)
SEASON	710, S. Galkantas (1981-82)
CAREER	2323, S. Galkantas (1980-84)

SCORING AVERAGE

SEASON	21.6, S. Galkantas (1981-82)
CAREER	19.4, S. Galkantas (1980-84)

FIELD GOALS MADE

GAME	17, L. Lasseter vs. S.W. Louisiana (12/16/79)
SEASON	282, S. Galkantas (1981-82)
CAREER	919, S. Galkantas (1980-84)

FIELD GOALS ATTEMPTED

GAME	34, B. Burnett vs. Ga. Southern (12/16/87)
SEASON	536, S. Galkantas (1981-82)
CAREER	1753, S. Galkantas (1980-84)

FIELD GOAL PERCENTAGE

SEASON	.656, C. Dishman (1990-91)
CAREER	.605, C. Dishman (1989-92)

3-POINT FIELD GOALS

GAME	7, C. Derlak vs. UT Chattanooga (11/26/93)
	7, C. Ward vs. Vanderbilt (11/21/10)
SEASON	78, C. Ward (2010-11) (78-193)
CAREER	208, C. Ward (2007-10)

3-POINT FIELD GOAL PERCENTAGE

SEASON	.500, C. Ward (37-74) (2008-09)
CAREER	.414, R. Storey (1987-89)

FREE THROWS MADE

GAME	15, C. Bravard vs. Boston College (1/27/11)
SEASON	189, C. Williams (1995-96)
CAREER	485, S. Galkantas (1980-84)

FREE THROW ATTEMPTS

GAME	22, A. Traylor vs. Florida (2/11/99)
SEASON	244, C. Williams (1995-96)
CAREER	651, S. Galkantas (1980-84)

FREE THROW PERCENTAGE

SEASON	.839, A. Deluzio (2011-12)
CAREER	.818, M. Freshour (2005-09)

REBOUNDS

GAME	24, L. Torres vs. Coppin State (12/28/00)
SEASON	336, C. Rivers (1977-78)
CAREER	1047, N. Howard (2010-14)

REBOUND AVERAGE

SEASON	14, C. Rivers (1977-78)
CAREER	10.8, B. Cliette (1982-87)

ASSISTS

GAME	15, C. Delgado vs. Boston College (2/9/14)
SEASON	216, C. Delgado (2013-14)
CAREER	602, C. Ward (2007-11)

STEALS

GAME	10, W. Burns vs. Alabama (1/24/89)
SEASON	101, A. Gladden (2004-05)
CAREER	275, A. Gladden (2003-07)

BLOCKS

GAME	9, J. Monroe vs. Georgia Tech (1/18/09)
SEASON	84, J. Monroe (2008-09)
CAREER	301, J. Monroe (2006-2010)

SEASON RECORDS

POINTS

1.	Sue Galkantas, 1981-82	710 pts in 34 games
2.	Natasha Howard, 2013-14	675 pts in 33 games
	Sue Galkantas, 1980-81	627 pts in 29 games
4.	Roneeka Hodges, 2004-05	615 pts in 32 games
5.	Wanda Burns, 1990-91	572 pts in 31 games
6.	Bev Burnett, 1987-88	533 pts in 25 games
7.	Tia Paschal, 1992-93	524 pts in 27 games
8.	Wanda Burns, 1989-90	515 pts in 29 games
9.	Cherry Rivers, 1979-80	514 pts in 31 games
10.	Chantelle Dishman, 1990-91	503 pts in 31 games
11.	Sue Galkantas, 1983-84	495 pts in 28 games
12.	Leonor Rodriguez, 2012-13	491 pts in 33 games
	Sue Galkantas, 1982-83	491 pts in 29 games
14.	Cierra Bravard, 2010-11	480 pts in 32 games
15.	Christy Derlak, 1993-94	469 pts in 27 games
16.	April Traylor, 2000-01	467 pts in 31 games
	Latavia Coleman, 1999-00	467 pts in 29 games
18.	Jacinta Monroe, 2009-10	461 pts in 35 games
	Lorraine Rimson, 1983-84	459 pts in 31 games
20.	Alicia Gladden, 2006-07	458 pts in 34 games

SCORING AVERAGE

1.	Sue Galkantas, 1980-81	21.6 (627 pts in 29 games)
2.	Bev Burnett, 1987-88	21.3 (533 pts in 25 games)
3.	Sue Galkantas, 1981-82	20.9 (710 pts in 34 games)
4.	Natasha Howard, 2013-14	20.5 (675 pts in 33 games)
5.	Tia Paschal, 1992-93	19.4 (524 pts in 27 games)
6.	Roneeka Hodges, 2004-05	19.2 (615 pts in 32 games)
7.	Wanda Burns, 1990-91	18.5 (572 pts in 31 games)
8.	Laine Lasseter, 1978-79	18.4 (415 pts in 22 games)
9.	Wanda Burns, 1989-90	17.8 (515 pts in 29 games)
	Cherry Rivers, 1978-79	17.8 (464 pts in 26 games)
	Jackie Arnold, 1977-78	17.8 (410 pts in 23 games)
12.	Latavia Coleman, 1997-98	17.7 (443 pts in 25 games)
	Sue Galkantas, 1983-84	17.7 (495 pts in 28 games)
	Laine Lasseter, 1979-80	17.7 (371 pts in 21 games)
15.	Christy Derlak, 1993-94	17.4 (469 pts in 27 games)
16.	Bev Burnett, 1985-86	17.3 (363 pts in 21 games)
17.	Sue Galkantas, 1982-83	16.9 (491 pts in 29 games)
	Lisa Foglio, 1981-82	16.9 (439 pts in 26 games)
19.	Cherry Rivers, 1979-80	16.6 (514 pts in 31 games)
20.	Lorraine Rimson, 1984-85	16.3 (391 pts in 24 games)
	Danielle Ryan, 1992-93	16.3 (441 pts in 27 games)

STEALS

1.	Alicia Gladden, 2004-05	101 in 32 games
2.	Tia Paschal, 1992-93	96 in 27 games
3.	Brenda Cliette, 1986-87	94 in 24 games
4.	Brittany Brown, 2013-14	78 in 33 games
5.	Wanda Burns, 1989-90	77 in 30 games
	Brenda Cliette, 1982-83	77 in 29 games
7.	April Traylor, 2000-01	75 in 31 games
	Tia Paschal, 1990-91	75 in 32 games
9.	Alicia Gladden, 2006-07	73 in 34 games
10.	Angela Sutton, 1999-00	68 in 29 games
	Glenda Stokes, 1991-92	68 in 37 games
	Courtney Ward, 2009-10	68 in 35 games
	Natasha Howard, 2013-14	68 in 33 games
14.	Leonor Rodriguez, 2012-13	67 in 33 games
	April Traylor, 1999-00	67 in 28 games
16.	Chris Davis, 1990-91	66 in 32 games
17.	Danielle Ryan, 1990-91	65 in 32 games
	Shante Williams, 2003-04	65 in 30 games
19.	Cheetah Delgado, 2012-13	64 in 33 games
	Lisa Foglio, 1981-82	64 in 26 games

REBOUNDS

1.	Cherry Rivers, 1976-77	336 in 24 games
2.	Adut Bulgak 2014-15	322 in 35 games
3.	Levys Torres, 2000-01	310 in 31 games
4.	Natasha Howard, 2013-14	307 in 33 games
5.	Brenda Cliette, 1986-87	302 in 24 games
6.	Sue Galkantas, 1981-82	296 in 34 games
7.	Glenda Stokes, 1979-80	294 in 35 games
8.	Natasha Howard 2011-12	282 in 31 games
9.	Glenda Stokes, 1981-82	276 in 37 games
10.	Sue Galkantas, 1980-81	270 in 29 games
11.	Lorraine Rimson, 1983-84	269 in 31 games
	Brenda Cliette, 1982-83	269 in 29 games
13.	LeeVayn Oliver, 1981-82	260 in 26 games
14.	Cherry Rivers, 1979-80	257 in 31 games

15.	Jacinta Monroe, 2009-10	255 in 35 games
16.	Ivey Slaughter, 2013-14	253 in 33 games
17.	Jacinta Monroe, 2008-09	251 in 34 games
18.	Cierra Bravard, 2010-11	250 in 32 games
19.	Natasha Howard, 2012-13	248 in 33 games
	LeeVayn Oliver, 1982-83	248 in 30 games

REBOUND AVERAGE

1.	Cherry Rivers, 1976-77	14.0 (336 in 24 games)
2.	Brenda Cliette, 1986-87	12.6 (302 in 24 games)
3.	Cherry Rivers, 1977-78	10.3 (226 in 22 games)
4.	Laine Lasseter, 1978-79	10.1 (222 in 22 games)
5.	Levys Torres, 2000-01	10.0 (310 in 31 games)
6.	Adut Bulgak, 2014-15	9.5 (332 in 35 games)
7.	Natasha Howard 2013-14	9.3 (287 in 31 games)
8.	Sue Galkantas, 1980-81	9.3 (270 in 29 games)
	Brenda Cliette, 1982-83	9.3 (269 in 29 games)
10.	Natasha Howard 2011-12	9.1 (282 in 31 games)
11.	Chantelle Dishman, 1991-92	8.8 (246 in 28 games)
12.	Sue Galkantas, 1981-82	8.7 (296 in 34 games)
	Lorraine Rimson, 1983-84	8.7 (269 in 31 games)
14.	Glenda Stokes, 1979-80	8.4 (294 in 35 games)
	Carla Williams, 1995-96	8.4 (234 in 28 games)
16.	Cherry Rivers, 1979-80	8.3 (257 in 31 games)
	LeeVayn Oliver, 1982-83	8.3 (248 in 30 games)
	Sarah Hall, 1985-86	8.3 (233 in 28 games)
19.	Cherry Rivers, 1978-79	8.1 (210 in 26 games)
20.	Brooke Wyckoff, 1997-98	8.0 (216 in 27 games)

ASSISTS

1.	Cheetah Delgado, 2013-14	216 in 33 games
2.	Courtney Ward, 2009-10	198 in 35 games
3.	Shirley Silsby, 1976-77	184 in 23 games
4.	Courtney Ward, 2008-09	170 in 34 games
5.	Sheri Kaminski, 1983-84	155 in 31 games
6.	Shante Williams, 2003-04	154 in 30 games
7.	Cheetah Delgado, 2012-13	148 in 33 games
8.	April Traylor, 1999-00	145 in 28 games
9.	Wanda Burns, 1990-91	136 in 31 games
10.	Lynn Marnie, 1981-82	135 in 36 games
11.	Courtney Ward, 2010-11	132 in 32 games
12.	Allison Peercy, 1992-93	129 in 26 games
13.	Morgan Toles, 2012-13	127 in 33 games
	Holly Johnson, 2004-05	127 in 32 games
15.	Rose Harper, 1979-80	125 in 35 games
	Shante Williams, 2007-08	125 in 33 games
17.	Leticia Romero, 2014-15	127 in 24 games
	Allison Peercy, 1994-95	123 in 30 games
19.	Sunnie O'Neal, 1981-82	120 in 37 games
	Robin Corn, 1989-90	119 in 30 games

BLOCKS

1.	Jacinta Monroe, 2008-09	84
2.	Brooke Wyckoff, 1997-98	80
3.	Jacinta Monroe, 2007-08	78
4.	Jacinta Monroe, 2009-10	76
	Natasha Howard, 2013-14	76
6.	Brooke Wyckoff, 1998-99	64
7.	Jacinta Monroe, 2006-07	63
8.	Britany Miller, 2006-07	55
9.	Adut Bulgak, 2014-15	54
10.	Natasha Howard, 2012-13	49
11.	Laine Lasseter, 1980-81	48
12.	Natasha Howard, 2011-12	39
	Britany Miller, 2005-06	39
14.	Chelsea Davis, 2012-13	38
15.	Mary Buchanan, 1986-87	34
	Brooke Wyckoff, 1999-00	34
	Cierra Bravard, 2011-12	34
18.	Cierra Bravard, 2008-09	33
19.	Brenda Cliette, 1982-83	32
	Sarah Hall, 1985-86	32

INDIVIDUAL SEASON RECORDS

FIELD GOAL ATTEMPTS

1.	Sue Galkantas, 1981-82	536
2.	Sue Galkantas, 1980-81	520
3.	Roneeka Hodges, 2004-05	504
4.	Cherry Rivers, 1979-80	476
5.	Tasheika Allen, 2002-03	467
6.	Bev Burnett, 1987-89	459
7.	Natasha Howard, 2013-14	448
8.	Wanda Burns, 1990-91	435
9.	Tanae Davis-Cain, 2008-09	421
10.	Tia Paschal, 1992-93	418
11.	Wanda Burns, 1989-90	404
12.	Morgan Jones, 2013-14	401
13.	April Traylor, 2000-01	396
14.	Tasheika Allen, 2003-04	395
15.	Alicia Gladden, 2006-07	391
16.	Leonor Rodriguez 2012-13	390
17.	Christy Derlack, 1993-94	388
18.	Lorraine Rimson, 1983-84	376
19.	Valene Harris, 1986-87	374
20.	Sue Galkantas, 1983-84	374

FIELD GOALS MADE

1.	Sue Galkantas, 1981-82	282
2.	Natasha Howard, 2013-14	266
3.	Sue Galkantas, 1980-81	261
4.	Roneeka Hodges, 2004-05	236
5.	Tia Paschal, 1992-93	219
6.	Cherry Rivers, 1979-80	216
7.	Wanda Burns, 1990-91	203
8.	Bev Burnett, 1987-88	201
9.	Sue Galkantas, 1983-84	192
10.	Chantelle Dishman, 1990-91	191
11.	Lisa Foglio, 1981-82	190
12.	Wanda Burns, 1989-90	186
13.	Sue Galkantas, 1982-83	184
	Lisa Foglio, 1982-83	184
	Tia Paschal, 1990-91	184
	Britany Miller, 2006-07	184
17.	Lorraine Rimson, 1983-84	182
18.	Latavia Coleman, 1999-00	180
19.	Leonor Rodriguez, 2012-13	176
	Tia Paschal, 1991-92	176
	Jacinta Monroe, 2009-10	176

FIELD GOAL PERCENTAGE (MINIMUM OF 100 ATTEMPTS)

1.	Chantelle Dishman, 1990-91	.656 (191-291 in 31 games)
2.	Glenda Stokes, 1982-83	.602 (103-171 in 29 games)
3.	Tracy Walker, 1990-91	.598 (79-132 in 25 games)
4.	Lisa Foglio, 1981-82	.596 (190-319 in 26 games)
5.	Natasha Howard, 2013-14	.594 (266-448 in 31 games)
6.	Jacinta Monroe, 2007-08	.592 (135-228 in 33 games)
	Tracy Walker, 1989-90	.592 (74-125 in 28 games)
8.	Chantelle Dishman, 1991-92	.582 (146-251 in 28 games)
9.	Cierra Bravard, 2008-09	.578 (115-199 in 34 games)
10.	Aline Harvis, 1987-88	.577 (82-142 in 25 games)
11.	Sue Galkantas, 1982-83	.570 (184-323 in 29 games)
12.	Chantelle Dishman, 1989-90	.565 (131-232 in 29 games)
	Tamara Gracey, 1998-99	.565 (109-193 in 27 games)
	Genesis Choice, 2003-04	.565 (70-124 in 20 games)
15.	Laine Lasseter, 1979-80	.559 (162-290 in 21 games)
16.	Ronaida Pierce, 2003-04	.557 (68-122 in 29 games)
17.	Aline Harvis, 1988-89	.554 (77-139 in 27 games)
18.	Chris Davis, 1990-91	.553 (131-237 in 32 games)
19.	Danielle Ryan, 1990-91	.549 (130-237 in 32 games)
20.	Debra Collins, 1988-89	.547 (87-159 in 26 games)
	Latavia Coleman, 1998-99	.547 (82-150 in 10 games)

FREE THROW PERCENTAGE (MINIMUM OF 50 ATTEMPTS)

1.	Alexa Deluzio, 2011-12	.839 (78-93 in 31 games)
2.	Holly Johnson, 2004-05	.837 (72-86 in 32 games)
3.	Wanda Burns, 1990-91	.827 (115-139 in 29 games)
4.	Mara Freshour, 2007-08	.826 (90-109 in 33 games)
	Mara Freshour, 2008-09	.826 (76-92 in 34 games)
6.	Lisa Foglio, 1982-83	.819 (77-94 in 29 games)
7.	Mara Freshour, 2006-07	.815 (53-65 in 34 games)
8.	Alysha Harvin, 2007-08	.814 (48-59 in 24 games)
9.	Alexa Deluzio, 2009-10	.811 (43-53 in 35 games)
	Courtney Ward, 2010-11	.811 (73-93 in 32 games)
11.	Sheri Kaminski, 1984-85	.810 (51-63 in 24 games)
12.	Chris Davis, 1989-90	.809 (76-94 in 30 games)
13.	Danielle Ryan, 1991-92	.805 (91-113 in 28 games)

Lauren Bradley, 2003-04	.805 (70-87 in 30 games)	
15.	Lisa Foglio, 1980-81	.802 (65-81 in 27 games)
16.	Tamara Gracey, 1998-99	.800 (72-90 in 27 games)
	Courtney Ward, 2009-10	.800 (64-80 in 35 games)
	Danielle Ryan, 1992-93	.800 (72-90 in 27 games)
19.	Sue Galkantas, 1982-83	.799 (123-154 in 29 games)

3-POINT FIELD GOAL ATTEMPTS

1.	Tanae Davis-Cain, 2008-09	208
2.	Morgan Jones, 2013-14	195
3.	Courtney Ward, 2010-11	193
4.	Maegan Conwright, 2014-15	189
5.	Tanae Davis-Cain, 2006-07	181
6.	Alysha Harvin, 2009-10	177
7.	Courtney Ward, 2009-10	174
8.	Wendy Hampton, 1996-97	163
9.	Tasheika Allen, 2002-03	155
10.	Mara Freshour, 2007-08	154
11.	Linnea Liljestrand, 2004-05	153
12.	Alexa Deluzio, 2012-13	148
13.	Tanae Davis-Cain, 2007-08	144
14.	Tasheika Allen, 2003-04	139
15.	Christy Derlack, 1993-94	138
16.	Alexa Deluzio, 2011-12	134
17.	April Traylor, 2000-01	132
18.	Mara Freshour, 2008-09	131
19.	Leonor Rodriguez, 2012-13	130
20.	Roneeka Hodges, 2004-05	129

3-POINT FIELD GOALS MADE

1.	Courtney Ward, 2010-11	78
2.	Tanae Davis-Cain, 2008-09	77
3.	Maegan Conwright, 2014-15	68
4.	Mara Freshour, 2007-08	66
5.	Alysha Harvin, 2009-10	64
	Courtney Ward, 2009-10	64
7.	Morgan Jones, 2013-14	58
8.	Linnea Liljestrand, 2004-05	58
	Alexa Deluzio, 2012-13	54
10.	Tanae Davis-Cain, 2006-07	52
11.	Wendy Hampton, 1996-97	51
	Mara Freshour, 2008-09	51
13.	Tanae Davis-Cain, 2006-07	49
14.	Alexa Deluzio, 2011-12	47
	Robin Storey, 1988-89	47
	Christy Derlack, 1993-94	47
17.	Leonor Rodriguez, 2012-13	46
18.	Holly Johnson, 2005-06	44
	Tasheika Allen, 2003-04	44
20.	Roneeka Hodges, 2004-05	42
	Tasheika Allen, 2002-03	42

3-POINT FIELD GOAL PERCENTAGE (MINIMUM OF 20 MADE)

1.	Courtney Ward, 2008-09	.500 (37-74)
2.	Robin Storey, 1988-89	.475 (47-99)
3.	Mara Freshour, 2007-08	.429 (66-154)
4.	Alexa Deluzio, 2009-10	.404 (39-96)
	Courtney Ward, 2010-11	.404 (79-193)
6.	Tasheika Allen, 2001-02	.400 (28-70)
7.	Alison Arnoldi, 1993-94	.394 (41-104)
8.	Mara Freshour, 2008-09	.389 (51-131)
9.	Leonor Rodriguez, 2011-12	.381 (24-63)
10.	Ganiyat Adeduntan, 2004-05	.375 (36-96)
	Brittany Brown, 2014-15	.375 (21-56)
11.	Wendy Hampton, 1995-96	.373 (28-75)
12.	Tanae Davis-Cain, 2008-09	.370 (77-208)
13.	Natasha Howard, 2010-11	.368 (21-57)
	Courtney Ward, 2009-10	.368 (64-174)
15.	Alexa Deluzio, 2010-11	.366 (41-112)
16.	Alexa Deluzio, 2012-13	.365 (54-148)
17.	Alysha Harvin, 2009-10	.362 (64-177)
18.	Maegan Conwright, 2014-15	.360 (68-189)
18.	Holly Johnson, 2005-06	.355 (44-124)
19.	Leonor Rodriguez, 2012-13	.354 (46-130)
	Courtney Ward, 2007-08	.354 (29-82)

GAME RECORDS

30-POINT CLUB

40	Natasha Howard vs. Syracuse (2014)
39	Roneeka Hodges vs. Maryland (2005)
38	Latavia Coleman vs. UNC (1998)
38	Tia Paschal vs. UNC (1993)
37	Sue Galkantas vs. Florida (1980)
36	Tia Paschal vs. Maryland (1993)
35	Natasha Howard vs. Maryland (2014)
34	Natasha Howard vs. Georgia Tech (2014)
34	Chantelle Dishman vs. Marquette (1991)
34	Bev Burnett vs. Florida A&M (1986), Virginia Tech (1988)
34	Sue Galkantas vs. Tulane (1982), Florida A&M (1981)
34	Laine Lasseter vs. SE Louisiana (1980)
33	Natasha Howard vs. Virginia (2014)
33	Roneeka Hodges vs. UT-Arlington (2004)
33	Christy Derlak vs. UT-Chattanooga (1993)
33	Danielle Ryan vs. Maryland (1993)
33	Sue Galkantas vs. Middle Tennessee State (1983)
	vs. Georgia State (1980), vs. Virginia Tech (1982)
33	Laine Lasseter vs. Mercer (1981)
32	Latavia Coleman vs. Tulsa (1999)
32	Bev Burnett vs. South Florida (1986)
32	Sue Galkantas vs. South Alabama (1986)
32	Laine Lasseter vs. Florida (1986)
31	Latavia Coleman vs. Maryland (2000)
31	Jen Robinson vs. Georgia Tech (1999)
31	Wanda Burns vs. Southern Mississippi (1990)
31	Bev Burnett vs. Southern Mississippi (1989)
31	Laine Lasseter vs. Florida (1979)
31	Courtney Ward vs. Vanderbilt (2010)
30	Natasha Howard vs. Miami (2014)
30	Brooke Wyckoff vs. Georgia Tech (2001)
30	April Traylor vs. Tulane (2001)
30	Latavia Coleman vs. Louisiana Tech (1998)
30	Lysa Moorefield vs. Ga. Tech (1998)
30	Christy Derlak vs. Duke (1994)
30	Bev Burnett vs. Southern Miss., Louisville, G. Southern (1988)
30	Lisa Foglio vs. Miami (1982)
30	Sue Galkantas vs. Kent State, Memphis State, Tulane (1982)
30	Cherry Rivers vs. Miami (1980)

REBOUND CLUB

24	Levys Torres vs. Coppin State (2000)
23	Laine Lasseter vs. South Florida (1978)
22	Natasha Howard vs. Duke (2014)
21	Glenda Stokes vs. Virginia Tech (1982)
21	Jacinta Monroe vs. UAB (2006)
19	Carla Williams vs. Furman (1996)
19	LeeVayn Oliver vs. Cincinnati (1981)
19	Chris Brokas vs. Troy State (1979)
18	Alicia Gladden vs. FAMU (2004)
18	Levys Torres vs. Wake Forest (2001)
18	Sarah Hall vs. Central Florida (1986)
18	Natasha Howard vs. Miami (2014)
18	Natasha Howard vs. Georgia Tech (2013)
18	Chastly Clayton vs. Samford (2012)
18	Adut Bulgak vs. Duke (2015)
17	Ursula Woods vs. Maryland (1993)
17	Chantelle Dishman vs. Miami (1991)
17	Sarah Hall vs. West Georgia (1986)
17	Lorraine Rimson vs. Georgetown, vs. Radford (1986)
17	Brenda Cliette vs. Montclair State (1983)
17	Sue Galkantas vs. Florida (1980)
17	Laine Lasseter vs. Florida (1979)
17	Jacinta Monroe vs. North Carolina (2010)
17	Cierra Bravard vs. Alabama State (2010)
17	Adut Bulgak vs. Miami (2015)



INDIVIDUAL CAREER RECORDS

POINTS (1,000-POINT CLUB)

1.	Sue Galkantas, 1980-84	2323 in 120 games
2.	Natasha Howard, 2010-14	1811 in 129 games
3.	Tia Paschal, 1989-93	1662 in 116 games
4.	Cherry Rivers, 1976-80	1636 in 103 games
5.	Alexa Deluzio, 2009-13	1539 in 131 games
6.	Jacinta Monroe, 2006-10	1518 in 136 games
7.	Bev Burnett, 1984-89	1509 in 97 games
8.	April Traylor, 1998-02	1503 in 112 games
9.	Cierra Bravard, 2008-12	1501 in 132 games
10.	Latavia Coleman, 1996-00	1428 in 91 games
11.	Alicia Gladden, 2003-07	1403 in 126 games
12.	Wanda Burns, 1988-91	1394 in 87 games
13.	Chris Davis, 1987-91	1365 in 110 games
14.	Brooke Wyckoff, 1997-01	1350 in 109 games
15.	Danielle Ryan, 1989-93	1296 in 117 games
16.	Chantelle Dishman, 1989-93	1278 in 94 games
17.	Laine Lasseter, 1978-82	1265 in 86 games
18.	Tanae-Davis Cain, 2005-09	1262 in 121 games
19.	Tasheika Allen, 2001-04	1229 in 88 games
20.	Lisa Foglio, 1980-83	1227 in 76 games
21.	Courtney Ward, 2007-11	1199 in 134 games
22.	Christy Derlak, 1990-94	1193 in 113 games
23.	LeeVayn Oliver, 1980-84	1166 in 122 games
24.	Mara Freshour, 2005-09	1128 in 131 games
25.	Glenda Stokes, 1979-83	1118 in 130 games
26.	Shante Williams, 2003-08	1085 in 121 games
27.	Lorraine Rimson, 1984-86	1,056 in 71 games
28.	Ganiyat Adeduntan, 2002-06	1040 in 120 games
29.	Allison Peercy, 1991-95	1028 in 111 games
30.	Chelsea Davis, 2009-13	1019 in 127 games
31.	Chasity Clayton, 2009-13	1015 in 123 games

SCORING AVERAGE (MINIMUM OF TWO SEASONS)

1.	Sue Galkantas, 1980-84	19.4 (2323 in 120 games)
2.	Wanda Burns, 1988-91	16.0 (1394 in 87 games)
3.	Cherry Rivers, 1976-80	15.9 (1636 in 103 games)
4.	Jackie Arnold, 1977-79	15.8 (727 in 46 games)
5.	Latavia Coleman, 1996-00	15.7 (1428 in 91 games)
6.	Bev Burnett, 1984-89	15.6 (1509 in 97 games)
7.	Lisa Foglio, 1980-83	15.0 (1227 in 82 games)
8.	Lorraine Rimson, 1984-86	14.9 (1056 in 71 games)
9.	Laine Lasseter, 1978-82	14.7 (1265 in 86 games)
10.	Tia Paschal, 1989-93	14.3 (1662 in 116 games)
11.	Brenda Cliette, 1982-83, 86-87	14.1 (749 in 53 games)
12.	Natasha Howard, 2010-14	14.0 (1811 in 129 games)
	Tasheika Allen, 2001-04	14.0 (1129 in 88 games)
14.	Chantelle Dishman, 1989-93	13.6 (1278 in 94 games)
15.	April Traylor, 1998-02	13.4 (1503 in 112 games)
16.	Carla Williams, 1994-96	13.3 (770 in 58 games)
17.	Chris Davis, 1987-91	12.4 (1365 in 110 games)
	Brooke Wyckoff, 1997-01	12.4 (1350 in 109 games)
19.	Alexa Deluzio, 2009-13	11.7 (1539 in 131 games)
20.	Britany Miller, 2005-08	11.4 (798 in 70 games)
	Cierra Bravard, 2008-12	11.4 (1501 in 132 games)

REBOUNDS

1.	Natasha Howard, 2010-14	1047
2.	Cherry Rivers, 1976-80	1029
3.	Sue Galkantas, 1980-84	1006
4.	Glenda Stokes, 1979-83	938
5.	Jacinta Monroe, 2006-2010	913
6.	LeeVayn Oliver, 1980-84	869
7.	Brooke Wyckoff, 1997-01	804
8.	Sarah Hall, 1984-88	785
9.	Cierra Bravard, 2008-12	768
10.	Chantelle Dishman, 1989-93	713
11.	Tia Paschal, 1989-93	703
12.	Alicia Gladden, 2003-07	700
13.	Laine Lasseter, 1978-82	624
14.	Latavia Coleman, 1996-00	603
15.	Chasity Clayton, 2009-13	599
16.	Katelyn Vujas, 1999-03	598
17.	Brenda Cliette, 1982-83, 1986-87	571
18.	Ganiyat Adeduntan, 2002-06	517
19.	Mara Freshour, 2005-09	506
20.	Chris Davis, 1987-91	503

REBOUND AVERAGE

1.	Brenda Cliette, 1982-87	10.8 (571 in 53 games)
2.	Cherry Rivers, 1976-80	10.0 (1029 in 103 games)
3.	Chris Brokas, 1976-79	9.1 (530 in 64 games)
4.	Sue Galkantas, 1980-84	8.4 (1006 in 120 games)
5.	Lorraine Rimson, 1983-85	8.3 (455 in 55 games)
6.	Natasha Howard, 2010-14	8.1 (1047 in 129 games)

7.	Carla Williams, 1994-96	7.9 (458 in 58 games)
8.	Chantelle Dishman, 1989-93	7.6 (713 in 94 games)
9.	Brooke Wyckoff, 1997-01	7.4 (804 in 109 games)
10.	Glenda Stokes, 1979-83	7.2 (938 in 130 games)
	Laine Lasseter, 1978-82	7.2 (624 in 86 games)
12.	Sarah Hall, 1985-88	7.1 (785 in 110 games)
	Levys Torres, 1999-01	7.1 (425 in 60 games)
	Jackie Arnold, 1977-79	7.1 (325 in 46 games)
15.	Ivey Slaughter, 2013-Present	6.8 (472 in 69 games)
16.	Jacinta Monroe, 2006-10	6.7 (913 in 136 games)
17.	Latavia Coleman, 1996-00	6.6 (603 in 91 games)
18.	Tia Paschal, 1989-93	6.1 (703 in 116 games)
19.	Cierra Bravard, 2008-12	5.8 (768 in 132 games)
20.	Alicia Gladden, 2003-07	5.6 (700 in 126 games)

3-POINT FIELD GOALS

1.	Courtney Ward, 2007-2011	208
2.	Tanae-Davis-Cain, 2005-09	198
3.	Alexa Deluzio, 2009-13	182
4.	Mara Freshour, 2005-09	168
5.	Wendy Hampton, 1994-98	134
6.	Alysha Harvin, 2006-10	117
7.	April Traylor, 1998-02	115
8.	Tasheika Allen, 2001-04	114
9.	Ganiyat Adeduntan, 2002-06	113
10.	Linnea Liljestrand, 2001-05	110
11.	Holly Johnson, 2002-06	100
12.	Morgan Jones, 2013-Present	99
13.	Jen Robinson, 1995-99	90
14.	Christy Derlak, 1990-94	89
15.	Leonor Rodriguez, 2009-13	77
16.	Robin Storey, 1987-89	75
17.	Wanda Burns, 1988-91	69
18.	Maegan Conwright, 2014-15	68
19.	Allison Peercy, 1992-95	66
20.	Chasity Clayton, 2009-13	61
	Alison Arnoldi, 1990-94	61

ASSISTS

1.	Courtney Ward, 2007-11	602
2.	Shante Williams, 2003-2008	451
3.	Jen Robinson, 1996-99	388
4.	April Traylor, 1998-02	387
5.	Allison Peercy, 1992-95	382
6.	Cheelah Delgado, 2012-14	364
	Robin Corn, 1987-92	364
8.	Sheri Kaminski, 1983-87	355
9.	Shirley Silsby, 1976-79	348
10.	Holly Johnson, 2002-06	342
11.	Wanda Burns, 1988-91	331
12.	LaQuinta Neely, 2001-06	329
13.	Danielle Ryan, 1989-93	301
14.	Mara Freshour, 2005-09	294
15.	Lynn Marnie, 1980-83	293
16.	Chris Davis, 1987-91	282
17.	Lisa Foglio, 1980-83	274
18.	Rose Harper, 1977-81	268
19.	Alicia Gladden, 2003-07	247
	Alexa Deluzio, 2009-13	247

STEALS

1.	Alicia Gladden, 2003-07	275
2.	Tia Paschal, 1989-93	269
3.	Chris Davis, 1987-91	221
4.	April Traylor, 1998-02	217
5.	Courtney Ward, 2007-2011	214
6.	Natasha Howard, 2010-14	209
7.	Glenda Stokes, 1979-83	201
8.	Shante Williams, 2003-08	199
	Danielle Ryan, 1989-93	197
10.	Cherry Rivers, 1976-80	189
	Brooke Wyckoff, 1997-01	189
12.	Angela Sutton, 1998-00, 2002-04	182
13.	Lisa Foglio, 1980-83	181
14.	Robin Corn, 1987-92	176
15.	Wanda Burns, 1988-91	172
16.	Brenda Cliette, 1982-83, 1986-87	171
	Sheri Kaminski, 1984-87	171
18.	Wendy Hampton, 1994-98	165
	Allison Peercy, 1992-95	165
20.	Sue Galkantas, 1980-84	162

BLOCKS

1.	Jacinta Monroe, 2006-2010	301
2.	Brooke Wyckoff, 1997-01	209
3.	Natasha Howard, 2010-14	186
4.	Laine Lasseter, 1978-82	120

5.	Cierra Bravard, 2008-12	114
6.	Sarah Hall, 1984-88	110
7.	Britany Miller, 2005-08	103
8.	Lauren Bradley, 1999-04	89
9.	Chris Davis, 1981-91	75
10.	Chelsea Davis, 2009-13	73
11.	Lysa Moorefield, 1994-98	72
12.	Alicia Gladden, 2003-07	70
	Glenda Stokes, 1979-83	70
14.	Chantelle Dishman, 1989-93	59
15.	Adut Bulgak, 2014-Present	54
16.	Katelyn Vujas, 2000-03	52
17.	Brenda Cliette, 1983-83, 1986-87	47
	Arleshia Davidson, 1995-99	47
19.	Alexa Deluzio, 2009-13	44
20.	Genesis Choice, 2001-04	43
	Mary Berryhill, 1986-87, 1991-93	43

FIELD GOAL PERCENTAGE (MINIMUM 100 FGS & TWO SEASONS)

1.	Chantelle Dishman, 1989-93	.600 (483-803)
2.	Tracy Walker, 1989-92	.591 (165-279)
3.	Aline Harvis, 1987-89	.566 (159-281)
4.	Lisa Foglio, 1980-83	.542 (513-946)
5.	Cierra Bravard, 2008-12	.541 (524-969)
6.	Jacinta Monroe, 2006-2010	.532 (590-1108)
7.	Levys Torres, 1999-01	.528 (161-305)
8.	Sue Galkantas, 1980-84	.524 (919-1753)
9.	Trinetta Moore, 2001-04	.523 (225-430)
10.	Laine Lasseter, 1978-82	.521 (540-1036)
11.	LeeVayn Oliver, 1980-84	.520 (498-957)
12.	Britany Miller, 2005-08	.517 (357-691)
13.	Natasha Howard, 2010-14	.516 (711-1378)
14.	Danielle Ryan, 1989-93	.514 (508-989)
15.	Chelsea Davis, 2009-13	.513 (366-713)
16.	Genesis Choice, 2001-04	.506 (182-360)
17.	Glenda Stokes, 1979-83	.504 (417-827)
18.	Tia Paschal, 1989-93	.502 (683-1362)
19.	Carla Williams, 1994-96	.495 (214-430)
20.	Ivey Slaughter, 2013-Present	.489 (223-456)

FREE THROW PERCENTAGE (MINIMUM OF 100 ATTEMPTS)

1.	Mara Freshour, 2005-09	.818 (234-286)
2.	Liberty Taylor, 1992-95	.789 (90-114)
3.	Lisa Foglio, 1980-83	.788 (201-255)
4.	Alexa Deluzio, 2009-13	.784 (283-361)
5.	Wanda Burns, 1988-91	.777 (271-349)
6.	Holly Johnson, 2002-06	.773 (242-313)
7.	Leonor Rodriguez, 2009-13	.771 (121-157)
8.	Danielle Ryan, 1989-92	.761 (251-330)
9.	Alysha Harvin, 2006-2010	.759 (202-266)
10.	Allison Peercy, 1991-95	.758 (298-393)
11.	Linnea Liljestrand, 2001-05	.750 (75-100)
12.	Lauren Bradley, 1999-04	.748 (172-230)
13.	Courtney Ward, 2007-11	.747 (221-296)
14.	Sue Galkantas, 1980-84	.745 (485-651)
15.	Carla Williams, 1994-96	.743 (342-460)
	Tasheika Allen, 2001-04	.743 (225-303)
17.	Sheri Kaminski, 1983-87	.732 (208-284)
18.	Katelyn Vujas, 1999-03	.730 (146-200)
19.	Chelsea Davis, 2009-13	.725 (287-396)
20.	Ivey Slaughter, 2013-Present	.724 (213-294)

3-POINT FG PERCENTAGE (MINIMUM OF 75 ATTEMPTS)

1.	Robin Storey, 1987-89	.414 (75-181)
2.	Courtney Ward, 2007-2011	.398 (208-523)
3.	Mara Freshour, 2005-09	.396 (168-424)
4.	Alison Arnoldi, 1990-94	.374 (61-163)
5.	Alexa Deluzio, 2009-13	.369 (182-493)
6.	Leonor Rodriguez, 2009-13	.360 (77-214)
7.	Linnea Liljestrand, 2001-05	.354 (118-311)
8.	Alysha Harvin, 2006-10	.344 (117-340)
9.	Christy Derlak, 1990-94	.341 (89-261)
	Danielle Ryan, 1989-93	.341 (29-85)
11.	Wendy Hampton, 1994-98	.333 (134-402)
12.	Ganiyat Adeduntan, 2002-06	.330 (113-342)
13.	Tanae-Davis-Cain, 2005-09	.328 (198-603)
14.	Roneeka Hodges, 2004-05	.326 (42-129)
15.	Molly Beal, 1999-01	.324 (45-139)
16.	Natasha Howard, 2010-Present	.313 (25-80)
	Tasheika Allen, 2001-04	.313 (114-364)
18.	Chasity Clayton, 2009-13	.307 (61-199)
	Wanda Burns, 1988-91	.307 (69-225)
20.	Brooke Wyckoff, 1997-01	.305 (60-197)



TEAM RECORDS

POINTS

MOST GAME	114 vs. Stetson (2/6/91)
MOST SEASON	2,883 (1981-82)
LEAST GAME	26 vs. Clemson (2/7/94)
LEAST SEASON	488 (1973-74)

FIELD GOALS MADE

MOST GAME	49 vs. Stetson (2/6/91)
MOST SEASON	1,171 (1981-82)
LEAST GAME	8 vs. Clemson (2/7/94)
LEAST SEASON	538 (1993-94)

FIELD GOAL ATTEMPTS

MOST GAME	97 vs. Florida (12/4/78)
	97 vs. Monmouth (11/30/85)
MOST SEASON	2,384 (1979-80)
LEAST GAME	35 vs. Clemson (2/7/94)
LEAST SEASON	1,051 (1973-74)

FIELD GOAL PERCENTAGE

HIGH GAME	.731 vs. Denver (12/15/80)
HIGH SEASON	.520 (1990-91)
LOW GAME	.214 vs. Alabama (12/31/93)
LOW SEASON	.340 (1973-74)

3-POINT FIELD GOALS MADE

MOST GAME	12 vs. Wake Forest (1/25/15)
	12 vs. Richmond (3/21/04)
	12 vs. Maryland (2/28/10)
	12 vs. Boston College (1/27/11)
MOST SEASON	206 (2009-10)
LEAST GAME	0 Several Times
LEAST SEASON	32 (1991-92)

3-POINT FIELD GOAL ATTEMPTS

MOST GAME	31 vs. Duke (1/11/15)
	31 vs. Auburn (1/17/91)
	31 vs. Florida (11/17/09)
MOST SEASON	547 (2009-10)
LEAST GAME	0 vs. Lamar (11/29/91)
LEAST SEASON	120 (1991-92)

3-POINT FIELD GOAL PERCENTAGE

HIGH SEASON	.434 (1988-89)
LOW SEASON	.244 (1998-99)

FREE THROWS MADE

MOST GAME	36 vs. Fordham (12/31/84)
MOST SEASON	573 (1990-91)
LEAST GAME	0 vs. Duke (1/23/14)
LEAST SEASON	245 (1996-97)

FREE THROW ATTEMPTS

MOST GAME	51 vs. Georgia Tech (1/31/96) (30T)
MOST SEASON	826 (1990-91)
LEAST GAME	2 vs. Duke (1/23/14)
LEAST SEASON	419 (1996-97)

FREE THROW PERCENTAGE

HIGH GAME	.952 (20-21) vs. N. Carolina (1/4/95)
HIGH SEASON	.722 (2009-10)
LEAST GAME	.000 vs. Duke (1/23/14)
LEAST SEASON	.510 (1973-74)

REBOUNDS

HIGH GAME	74 vs. Florida (12/4/78)
HIGH SEASON	1,545 (1981-82)
LEAST GAME	13 vs. Maryland (1994)
LEAST SEASON	774 (1993-94)

REBOUND AVERAGE

HIGH SEASON	45.5 (1986-87)
LEAST SEASON	28.7 (1993-94)

ASSISTS

HIGH GAME	29 vs. FAMU (1/20/82) & (1/21/91)
HIGH SEASON	601 (1981-82)
LEAST GAME	2 vs. Tulane (1984-85), Texas Tech (1994-95)
LEAST SEASON	169 (1973-74)

STEALS

HIGH GAME	31 vs. South Florida (2/12/81)
HIGH SEASON	406 (1981-82)
LEAST GAME	1 vs. Georgia Tech (1995-96)
LEAST SEASON	181 (2011-12)

BLOCKS

HIGH GAME	15 vs. Alabama A&M (12/19/11)
HIGH SEASON	166 (2006-07)
LEAST GAME	0 several times
LEAST SEASON	38 (1983-84)

TOP GAME PERFORMANCES

POINTS

114	vs. Stetson (2/6/91)
110	vs. Wake Forest (1/25/15)
110	vs. Marquette (12/1/90)
107	vs. Savannah State (11/23/03)
106	vs. Memphis State (1/19/91)
105	vs. Georgia Southern (12/3/88)
104	vs. Tulane (2/25/91)
104	vs. Oral Roberts (2/29/92)

MOST FIELD GOALS MADE IN A GAME

49	vs. Stetson (2/6/91)
47	vs. Georgia Southern (12/3/88)
47	vs. Dayton (1/21/77)
46	vs. Southeastern Louisiana (1/22/81)
45	vs. Stetson (1/28/83)

MOST FIELD GOALS ATTEMPTED IN A GAME

97	vs. Monmouth (11/30/85)
97	vs. Florida (12/4/78)
91	vs. Central Michigan (11/25/88)
91	vs. Miami (12/11/88)
86	vs. Marquette (12/1/90)
86	vs. Wisconsin (12/4/87)
86	vs. Duke (1/23/14)

HIGHEST FIELD GOAL PERCENTAGE IN A GAME

.731	vs. Denver (12/15/80)
.661	vs. Memphis State (1/19/90)
.660	vs. Nebraska (12/31/82)
.654	vs. South Florida (12/10/83)
.644	vs. Austin Peay (12/2/01)

MOST 3-POINT FIELD GOALS MADE IN A GAME

12	vs. Wake Forest (1/25/15)
12	vs. Richmond (3/21/04)
12	vs. Maryland (2/28/10)
12	vs. Boston College (1/27/11)
11	vs. Tennessee-Chattanooga (11/26/93)
11	vs. Boston College (1/24/10)
10	vs. Clemson (2/9/05)
10	vs. Miami Ohio (11/27/04)
10	vs. Georgia Tech (12/5/01)
10	vs. Maryland (2/11/01)
10	vs. Florida (12/3/94)

MOST 3-POINT FIELD GOALS ATTEMPTED IN A GAME

31	vs. Duke (1/11/15)
31	vs. Auburn (1/17/90)
31	vs. Florida (11/17/09)
29	vs. Alcorn State (12/6/09)
26	vs. Clemson (2/27/98)
26	at Maryland (2/24/08)

HIGHEST 3-POINT PERCENTAGE IN A GAME

1.000	vs. Oral Roberts (2/29/92)
.833	vs. Georgia Tech (12/5/01)
.778	vs. Nebraska (12/8/12)
.750	vs. Maryland (2/28/10)
.750	vs. North Carolina (2/9/95)
.714	vs. Florida (11/15/12)

.700	vs. Tennessee Tech (12/21/92)
.667	vs. Clemson (12/16/97)
.667	at Syracuse (2/13/14)

MOST FREE THROWS MADE IN A GAME

36	vs. Fordham (12/31/84)
35	vs. Northern Illinois (2/22/92)
33	vs. NC State (1/20/13)
33	vs. Georgia State (11/21/11)
33	vs. Georgia Tech (1/31/96)
33	vs. Memphis State (2/16/91)
33	vs. Louisville (2/10/90)
33	vs. Tulane (2/5/83)

MOST FREE THROWS ATTEMPTED IN A GAME

51	vs. Georgia Tech (1/22/96)
47	vs. Rice (12/6/86)
47	vs. Fordham (12/13/84)
46	vs. Wake Forest (1/15/05)
43	vs. Georgia State (11/21/11)

HIGHEST FREE THROW PERCENTAGE IN A GAME

1.000	vs. Stetson (12/13/86)
1.000	vs. South Carolina (1/27/82)
1.000	vs. UCF (12/16/09)
.952	vs. North Carolina (1/4/94)
.944	vs. Maryland (1/10/01)
.938	vs. Duke (2/12/12)
.933	vs. Montana (12/29/04)
.933	vs. Clemson (2/9/05)

MOST REBOUNDS IN A GAME

74	vs. Florida (12/4/78)
70	vs. Georgia Southern (12/16/87)
69	vs. Rice (12/6/86)
69	vs. Monmouth (11/30/85)
67	vs. Florida A&M (2/15/90)

MOST ASSISTS IN A GAME

31	vs. Central Michigan (11/25/88)
29	vs. Florida A&M (1/20/82)
29	vs. Florida A&M (1/21/88)
29	vs. Florida A&M (2/24/92)
28	vs. Southern Mississippi (2/23/91)

MOST STEALS IN A GAME

31	vs. South Florida (2/12/81)
25	vs. UNC-Greensboro (12/22/12)
25	vs. Florida A&M (12/3/96)
24	vs. Southern Alabama (11/24/89)
24	vs. Fordham (12/13/84)
23	vs. Lewis (1/2/81)

MOST BLOCKED SHOTS IN A GAME

15	vs. Alabama A&M (12/19/11)
12	vs. Mercer (11/17/78)
10	at Clemson (2/23/12)
10	vs. Miami Ohio (11/27/04)
10	vs. Hawaii (12/21/09)
10	vs. UCF (12/16/09)
9	vs. Jacksonville (12/29/14)
9	vs. Stetson (11/29/13)
9	vs. Army (1/2/83)
9	vs. South Florida (2/10/86)
9	vs. Mississippi (11/26/97)
9	vs. Stetson (12/6/06)
9	at Texas A&M (12/6/07)

MOST TURNOVERS IN A GAME

42	vs. St. Louis (2/6/81)
40	vs. Texas (2/24/84)
37	vs. Maryland (2/22/98)
36	vs. Tennessee (1/26/86)
36	vs. Stetson (11/20/09)
35	vs. Georgia Tech (1/31/95)
35	vs. New Orleans (2/25/87)

MOST FOULS IN A GAME

55	vs. Clemson (1/7/99)
36	vs. South Florida (1/8/82)
35	vs. Mississippi (1982-1983)
32	vs. Georgia Tech (1/20/02)
	at Miami (2/24/11)

MISCELLANEOUS LEADERS

NOTABLE FSU VICTORIES

Date	Opponent	Score
First Win: 1972-73	FAMU	53-47
Win 50: 1977-78	South Florida	84-76 OT
Win 100: Dec. 4, 1981	Kent State	80-66
Win 150: Dec. 5, 1983	UCF	67-60
Win 200: Dec. 3, 1988	Ga. Southern	105-78
Win 250: Jan. 11, 1992	Ga. Tech	77-66
Win 300: Jan. 23, 1995	Ga. Tech	60-58
Win 350: Dec. 17, 2000	St. Francis	73-65
Win 400: Dec. 21, 2003	FAU	88-77
Win 450: Feb. 19, 2006	Clemson	80-72 OT
Win 500: Nov. 25, 2008	SE Missouri	62-31

SEASON OPENERS (RECORD: 34-9)

YEAR	OPPONENT	SCORE, W/LSITE
1972-73	FAMU	53-47, W n/a n/a
1973-74	Florida	39-41, L n/a n/a
1974-75	Albany State	62-55, W n/a n/a
1975-76	Rollins	56-43, W n/a n/a
1976-77	Albany State	38-87, L n/a n/a
1977-78	Valdosta State	57-92, L n/a n/a
1978-79	Mississippi State	60-64, L n/a n/a
1979-80	Mississippi State	61-73, L n/a n/a
1980-81	Georgia Tech	84-97, L A 11/20/80
1981-82	Stetson	81-54, W H 11/23/81
1982-83	UT-Chattanooga	94-77, W N 11/26/82
1983-84	Arizona State	70-85, L N 11/18/83
1984-85	Albany State	66-60, W H 11/14/84
1985-86	West Georgia	67-57, W H 11/23/85
1986-87	Albany State	71-72, L (OT) H 12/1/86
1987-88	New Mexico St	73-64, W N 11/27/87
1988-89	Central Michigan	100-78, W N 11/25/88
1989-90	South Alabama	89-82, W(2OT) N 11/24/89
1990-91	UM-Kansas City	66-52, W N 11/23/90
1991-92	Miami	71-69, W (OT) H 11/23/91
1992-93	Florida Atlantic	97-67, W H 12/1/92
1993-94	UT-Chattanooga	85-86, L A 11/26/93
1994-95	Fresno State	67-62, W N 11/25/94
1995-96	Florida Atlantic	69-46, W A 11/27/95
1996-97	South Florida	68-59, W A 11/22/96
1997-98	Florida A&M	79-70, W A 11/16/97
1998-99	Tulsa	76-67, W A 11/14/98
1999-00	Tulsa	77-70, W H 11/19/99
2000-01	UNC-Asheville	89-64, W H 11/19/00
2001-02	Saint Mary's	78-57, W N 11/18/01
2002-03	Alabama State	89-61, W H 11/22/02
2003-04	Savannah State	107-28, W H 11/23/03
2004-05	Xavier	56-48, W H 11/19/04
2005-06	Georgia Southern	82-57, W H 11/18/05
2006-07	UAB	93-77, W H 11/12/06
2007-08	Florida Gulf Coast	93-53, W A 11/9/07
2008-09	Florida Gulf Coast	81-62, W H 11/16/08
2009-10	North Florida	99-50, W H 11/13/09
2010-11	Alabama State	89-39, W H 11/12/10
2011-12	USF	62-49, W N 11/11/11
2012-13	Samford	77-42, W H 11/11/12
2013-14	UNCG	93-59, W H 11/8/13
2014-15	UAB	92-62, W H 11/14/14

HOME OPENERS (RECORD: 31-4 - SINCE 1980-81)

YEAR	OPPONENT	SCORE, W/L DATE
1980-81	Florida	90-48, W 12/3/80
1981-82	Stetson	81-54, W 11/23/81
1982-83	Albany State	94-52, W 12/1/82
1983-84	Mid Tennessee St.	75-67, W 11/26/83
1984-85	Albany State	66-60, W 11/14/84
1985-86	West Georgia	67-57, W 11/23/85
1986-87	Albany State	71-72, L (OT) H 12/1/86
1987-88	Wisconsin	100-67, W 12/4/87
1988-89	UNC-Asheville	99-58, W 12/2/88
1989-90	Mississippi State	86-62, W 12/1/89
1990-91	Marquette	110-75, W 12/1/90
1991-92	Miami	71-69, W (OT) H 11/23/91
1992-93	Florida Atlantic	97-67, W 12/1/92
1993-94	Rhode Island	71-76, L 12/3/93
1994-95	Central Florida	74-59, W 11/29/94
1995-96	UT-Chattanooga	58-60, L 12/1/95
1996-97	Florida A&M	91-59, W 12/3/96
1997-98	Mississippi	64-54, W 11/26/97
1998-99	Louisiana Tech	72-88, L 11/19/98
1999-00	Tulsa	77-70, W H 11/19/99
2000-01	UNC-Asheville	89-64, W 11/19/00
2001-02	E Tenn State	99-66, W 11/24/01
2002-03	Alabama State	89-61, W 11/22/02
2003-04	Savannah State	107-28, W 11/23/03
2004-05	Xavier	56-48, W 11/19/04

2005-06	Georgia Southern	82-57, W	11/18/05
2006-07	UAB	93-77, W	11/12/06
2007-08	North Florida	75-48, W	11/11/07
2008-09	Florida Gulf Coast	81-62, W	11/16/08
2009-10	North Florida	99-50, W	11/13/09
2010-11	Alabama State	89-39, W	11/12/10
2011-12	Georgia State	94-74, W	11/21/11
2012-13	Samford	77-42, W	11/11/12
2013-14	UNCG	93-59, W	11/8/13
2014-15	UAB	92-62, W	11/14/14

OVERTIME GAMES (RECORD: 24-18)

YEAR	OPPONENT	SCORE, W/LSITE
1977-78	South Florida	84-76, W A n/a
1982-83	Montclair State	89-81, W H 11/10/83
1983-84	Missouri	82-75, W N 1/5/84
1984-85	South Florida	71-69, W H 1/14/85
1985-86	Monmouth (3OT)	81-69, W N 11/30/85
	Radford	80-87, L H 12/7/85
1986-87	Albany State	71-72, L A 1/30/86
1987-88	West Virginia	68-58, W H 12/4/87
	Georgia Southern	83-77, W A 12/16/87
	Memphis State	90-91, L H 12/16/88
1989-90	S. Alabama (2OT)	89-82, W N 11/24/89
	Louisville	69-66, W H 1/13/90
1990-91	S. Carolina (2OT)	91-92, L H 2/4/91
1991-92	Miami	71-69, W H 11/23/91
	Louisiana State	88-96, L A 11/30/91
	Florida	90-78, W H 12/15/91
1995-96	Ga Tech (3OT)	90-85, W H 1/31/96
1997-98	Virginia	76-83, L H 2/1/98
1998-99	North Carolina	101-112, L H 12/5/98
2000-01	North Carolina	80-78, W A 2/18/01
2001-02	Florida	74-78, L H 11/29/01
2002-03	Wake Forest (3OT)	62-60, W H 2/2/03
2003-04	Virginia	80-82, L H 1/23/04
2004-05	Maryland	95-91, W H 1/16/05
	North Carolina	79-73, W H 1/20/05
	Va Tech (2OT)	81-78, W A 1/24/05
	Va Tech (3OT)	94-73, W H 2/19/05
	Virginia	67-81, L N 3/5/05
2005-06	Clemson	80-72, W A 2/19/06
2006-07	Miss. State	60-65, L A 11/30/06
2007-08	Georgia	62-71, L N 12/29/07
	Miami	75-70, W A 1/24/08
	Virginia	66-69, L H 1/26/08
	Maryland	84-92, L A 2/24/08
	Oklahoma State	72-73, L N 3/24/06
2008-09	Duke	82-75, W H 1/29/09
2009-10	St. John's	66-65, W N 3/22/10
2011-12	Ohio State	75-78, L A 11/30/11
2013-14	Louisville	59-69, L A 11/24/13
2013-14	Duke	77-85, L H 1/23/14
2013-14	Miami	72-67, W N 3/6/14
2014-15	Purdue	67-64, W A 12/3/14

MOST GAMES IN A SEASON

38	1981-82
----	---------

FEWEST GAMES IN A SEASON

10	1973-74
----	---------

MOST WINS IN A SEASON

32	2014-15 (32-5)
----	----------------

FEWEST WINS IN A SEASON

5	1996-97 (5-22)
---	----------------

HIGHEST WINNING PERCENTAGE

.829	2009-10 (29-6)
------	----------------

LOWEST WINNING PERCENTAGE

.185	1996-97 (5-22)
------	----------------

TOP 10 BIGGEST WINS (BY MARGIN)

MAR	OPPONENT	SCORE	DATE
84	West Florida	100-16	1975-76
79	Savannah State	107-28	11/23/03
71	Dayton	104-33	1976-77
69	Bethune-Cookman	103-34	11/18/14
66	Stetson	101-35	11/20/09
55	South Alabama	99-44	12/19/81
	Tulane	100-45	11/8/90
52	Alabama State	94-42	12/16/07
	Mercer	94-42	12/19/12
51	Prairie View A&M	88-37	11/17/13
50	Lipscomb	92-42	12/30/05

Fordham	84-34	11/14/06
Alabama State	89-39	11/12/10

MOST LOSSES IN A SEASON

22	1994-95 (8-22)
22	1996-97 (5-22)

FEWEST LOSSES IN A SEASON

3	1973-74 (7-3)
---	---------------

TOP 10 BIGGEST LOSSES (BY MARGIN)

MAR	OPPONENT	SCORE	DATE
63	South Carolina	52-115	1977-78
62	Duke	30-92	12/6/95
54	Alabama	33-87	12/31/93
54	Clemson	26-80	2/17/94
51	Valdosta State	50-101	1975-76
49	Albany State	38-87	1976-77
47	Valdosta State	44-91	1975-76
46	Delta State	60-106	1976-77
46	Tennessee	43-89	11/26/86
46	Texas	43-89	2/24/84

LONGEST WINNING STREAK 12 GAMES - 2004-05

GAME	DATE	OPPONENT	SCORE
No. 1	Nov. 19	Xavier (H)	56-48
No. 2	Nov. 22	Florida (A)	72-62
No. 3	Nov. 26	Eastern Kentucky (H)	70-53
No. 4	Nov. 27	Miami (OH) (H)	82-56
No. 5	Dec. 2	Florida A&M (H)	85-66
No. 6	Dec. 12	New Orleans (A)	62-44
No. 7	Dec. 15	Florida Atlantic (H)	65-40
No. 8	Dec. 18	UT-Arlington (H)	72-70
No. 9	Dec. 20	Fordham (N)	65-51
No. 10	Dec. 21	Towson (N)	67-56
No. 11	Dec. 22	JNC-Charlotte (N)	83-72
No. 12	Dec. 28	Louisville (N)	69-54

LONGEST HOME COURT WINNING STREAK (SINCE 1980-81)

17 GAMES - 2013-14 to Present

LONGEST LOSING STREAK

18 GAMES - 1986-87

LONGEST HOME COURT LOSING STREAK (SINCE 1980-81)

8	1994-95 (12/26/94-2/11/95)
8	1996-97 (1/8/86-2/23/96)

SEMINOLE 100 POINT GAMES

YEAR	OPPONENT	SCORE	SITE	DATE
1975-76	West Florida	100-16	n/a	n/a
1976-77	Dayton	104-33	n/a	n/a
1978-79	New Orleans	101-66	n/a	n/a
1978-79	Florida	101-94	n/a	n/a
1979-80	South Florida	100-88	n/a	n/a
1981-82	Stetson	102-92	H	12/4/82
1982-83	Nebraska	100-84	N	12/31/82
1987-88	Wisconsin	100-67	H	1/6/88
1988-89	Central Michigan	100-78	N	11/25/88
	Ga Southern	105-78	H	12/3/88
	Howard	101-73	H	2/6/89
1989-90	Tulane	103-66	H	1/8/90
1990-91	Marquette	110-75	H	12/1/90
	Memphis State	106-94	A	1/19/91
	Stetson	114-71	H	2/6/91
	Memphis State	101-77	H	2/16/91
	Tulane	104-66	A	2/25/91
1991-92	Florida A&M	100-71	H	2/24/92
	Oral Roberts	104-59	H	2/29/92
1998-99	North Carolina	101-112	H	12/5/98
1999-00	Loyola	102-70	A	12/19/99
2003-04	Savannah State	107-28	H	11/23/03
2009-10	Stetson	101-35	H	11/20/09
2010-11	Boston College	102-93	A	1/27/11
2014-15	B			



YEAR-BY-YEAR LEADERS

YEAR-BY-YEAR TEAM STATISTICS

YEAR	GAMES	FG-A	PCT	3FG-A	PCT	FT-A	PCT	OR-DR-TOT-AVG	AS	ST	BK	TO	PF-DQ	PTS-AVG
2014-15	37	1053-2340	.450	216-609	.355	473-724	.653	625-986-1611-43.5	585	331	135	627	652-10	2795-75.5
2013-14	33	852-2004	.425	133-469	.284	450-690	.652	503-860-1363-41.3	464	336	118	638	531-11	2287-69.3
2012-13	33	929-2053	.453	122-347	.352	489-688	.711	443-828-1271-38.5	511	327	115	536	467-6	2469-74.8
2011-12	31	774-1715	.451	105-337	.312	433-634	.683	425-836-1261-40.7	398	181	117	628	481-5	2086-67.3
2010-11	32	826-1889	.437	173-473	.366	527-749	.704	471-886-1357-42.4	435	244	93	593	559-9	2352-73.5
2009-10	35	918-2079	.442	212-561	.378	534-744	.718	506-940-1446-41.3	546	296	150	663	608-7	2582-73.8
2008-09	34	833-1974	.422	192-505	.380	528-781	.676	496-865-1361-40.0	463	296	157	617	611-12	2386-70.2
2007-08	33	824-1969	.418	182-510	.357	453-684	.662	446-856-1302-39.5	398	275	135	604	579-5	2283-69.2
2006-07	34	879-2055	.428	116-377	.308	432-657	.658	515-885-1400-41.2	430	292	166	573	538-8	2306-67.8
2005-06	30	792-1877	.422	121-370	.327	434-668	.650	452-735-1187-39.6	400	291	94	471	537-8	2139-71.3
2004-05	32	803-1863	.431	166-516	.322	438-625	.701	421-770-1191-37.2	487	288	97	529	487-3	2210-69.1
2003-04	30	799-1816	.440	95-312	.304	414-636	.651	407-751-1158-38.6	404	266	94	515	563-8	2107-70.2
2002-03	30	722-1787	.404	84-310	.271	424-647	.655	434-782-1216-40.5	342	269	105	269	533-7	1952-65.1
2001-02	28	689-1641	.420	135-416	.325	439-650	.675	367-723-1090-38.9	363	225	62	497	533-12	1952-69.7
2000-01	31	790-1823	.433	123-422	.291	498-711	.700	410-795-1205-38.9	445	273	82	553	601-16	2201-71.0
1999-00	29	769-1763	.436	87-310	.281	395-609	.649	359-622-1111-38.3	420	322	100	627	548-20	2020-69.7
1998-99	27	724-1718	.421	63-258	.244	459-693	.662	337-555-1020-37.8	345	287	100	566	578-25	1970-73.0
1997-98	27	656-1616	.406	91-328	.277	384-606	.634	332-603-1035-38.3	350	258	129	664	509-11	1787-66.2
1996-97	27	632-1654	.382	104-389	.267	245-419	.585	313-502-945-35.0	297	229	62	522	559-21	1613-59.7
1995-96	28	613-1547	.396	60-195	.308	389-617	.630	338-613-1060-37.9	319	189	77	644	531-14	1675-59.8
1994-95	30	651-1723	.378	102-356	.287	455-698	.652	372-595-1088-36.3	593	234	46	593	647-22	1859-62.0
1993-94	27	538-1409	.382	106-319	.332	393-569	.691	228-452-775-28.7	258	224	43	467	503-15	1575-58.3
1992-93	27	722-1551	.466	72-217	.332	395-582	.679	287-515-925-34.3	368	282	41	492	412-8	1911-70.8
1991-92	28	794-1680	.473	32-119	.269	500-713	.701	371-658-1144-40.9	381	263	54	572	511-17	2120-75.7
1990-91	32	1026-1972	.520	57-188	.303	573-826	.694	392-724-1238-38.7	499	364	79	584	477-9	2682-83.8
1989-90	30	895-1918	.467	49-192	.255	462-673	.686	380-680-1186-39.5	392	336	75	561	565-13	2301-76.7
1988-89	27	851-1813	.469	56-129	.434	332-534	.622	365-544-993-36.8	387	272	43	494	530-9	2090-77.4
1987-88	27	776-1793	.433	N/A	N/A	385-584	.659	1119-41.4	297	243	50	540	545-18	1980-73.3
1986-87	28	724-1892	.380	N/A	N/A	385-667	.580	1280-45.7	268	341	116	644	564-19	1833-65.5
1985-86	28	752-1901	.417	N/A	N/A	345-555	.622	1218-43.6	354	233	92	624	587-28	1849-66.0
1984-85	28	729-1819	.401	N/A	N/A	388-579	.670	1058-37.8	318	268	61	639	625-27	1846-56.9
1983-84	31	825-1771	.466	N/A	N/A	383-549	.698	1080-37.2	472	276	38	670	620-22	2033-70.1
1982-83	30	912-1823	.500	N/A	N/A	489-710	.689	1274-42.5	462	315	64	686	606-13	2313-77.1
1981-82	38	1171-2332	.502	N/A	N/A	541-815	.664	1545-41.7	601	406	50	N/A	782-24	2883-75.9
1980-81	29	881-1835	.480	N/A	N/A	406-618	.657	1313-45.3	402	310	101	N/A	619-27	2168-74.8
1979-80	35	1049-2384	.440	N/A	N/A	484-781	.620	1484-42.4	526	308	67	N/A	641-N/A	2582-73.8

INDIVIDUAL YEAR-BY-YEAR LEADERS

YEAR	NAME	GAMES	POINTS	AVG
2015	A. Bulgak	35	432	12.3
2014	N. Howard	33	675	20.5
2013	L. Rodriguez	33	491	14.9
2012	C. Bravard	31	441	14.2
2011	C. Bravard	32	480	15.0
2010	J. Monroe	35	461	13.2
2009	J. Monroe	34	444	13.1
2008	M. Freshour	33	420	12.7
2007	A. Gladden	34	458	13.5
2006	A. Gladden	30	392	13.1
2005	R. Hodges	32	615	19.2
2004	T. Allen	30	407	13.6
2003	T. Allen	30	453	15.1
2002	T. Allen	28	369	13.2
2001	A. Traylor	31	467	15.1
2000	L. Coleman	29	467	16.1
1999	B. Wyckoff	27	370	13.7
1998	L. Coleman	25	443	17.7
1997	L. Coleman	27	310	11.5
1996	C. Williams	28	443	15.8
1995	A. Peercy	30	388	12.9
1994	C. Derlak	27	464	17.1
1993	T. Paschal	27	524	19.4
1992	T. Paschal	29	440	15.7
1991	W. Burns	28	490	17.5
1990	W. Burns	29	515	17.8
1989	B. Burnette	23	365	15.9
1988	B. Burnette	25	533	21.3
1987	V. Harris	26	358	13.8
1986	S. Hall	28	298	10.6
1985	L. Rimson	24	391	16.3
1984	S. Galkantas	28	495	17.6
1983	S. Galkantas	29	491	16.9
1982	S. Galkantas	34	710	20.9
1981	S. Galkantas	29	627	21.6
1980	C. Rivers	31	514	16.5
1979	C. Rivers	36	464	12.8
1978	J. Arnold	23	410	17.8
1977	C. Rivers	24	336	14.0
1976	C. Brokas	29	389	13.4
1974	M. Graham	18	153	8.5

YEAR	NAME	GAMES	FG/FGA	PCT
2015	L. Romero	24	99/183	.541
2014	N. Howard	33	266/448	.594
2013	C. Davis	32	151/292	.517
2012	C. Bravard	31	154/282	.546
2011	C. Bravard	32	162/297	.545
2010	A. Gray	35	62/121	.512
2009	C. Bravard	34	115/199	.578
2008	J. Monroe	33	135/228	.592
2007	J. Monroe	34	111/206	.539
2006	B. Miller	30	148/283	.523
2005	A. Gladden	32	152/291	.522
2004	R. Pierce	29	68/122	.557
2003	T. Moore	30	92/170	.541
2002	L. Bradley	27	53/108	.491
2001	L. Torres	31	120/222	.541
2000	L. Coleman	29	180/352	.511

YEAR	NAME	POINTS	AVG	
1999	T. Gracey	27	109/193	.565
1998	B. Wyckoff	27	96/204	.471
1997	L. Moorefield	27	124-259	.479
1996	C. Williams	28	127/243	.460
1995	C. Williams	30	87/189	.460
1994	K. Walker	27	47/121	.388
1993	T. Paschal	27	219/418	.524
1992	C. Dishman	28	146/251	.582
1991	C. Dishman	31	191/291	.656
1990	T. Walker	28	74/125	.592
1989	A. Harvis	27	77/139	.554
1988	A. Harvis	25	82/142	.577
1987	V. Harris	26	107/249	.440
1986	V. Bournight	25	81/167	.485
1985	C. Slater	28	152/316	.481
1984	L. Oliver	31	140/262	.534
1983	G. Stokes	29	103/171	.602
1982	L. Foglio	26	190/319	.595
1981	L. Lassester	28	154/296	.520
1980	L. Lassester	21	162/290	.560
1979	L. Lassester	22	173/348	.497
1974	M. Graham	18	86/208	.410

YEAR	NAME	NUMBER
2015	A. Bulgak	162
2014	N. Howard	266
2013	L. Rodriguez	176
2012	C. Bravard/N. Howard	154
2011	C. Bravard	162
2010	J. Monroe	176
2009	J. Monroe	168
2008	T. Davis-Cain/J. Monroe	135
2007	B. Miller	184
2006	A. Gladden	157
2005	R. Hodges	236
2004	T. Allen	145
2003	T. Allen	166
2002	T. Allen	134
2001	B. Wyckoff/A. Traylor	161
2000	L. Coleman	180
1999	B. Wyckoff	136
1998	L. Coleman	164
1997	L. Coleman	130
1996	C. Williams	127
1995	A. Peercy	128
1994	C. Derlak	150
1993	T. Paschal	219
1992	T. Paschal	176
1991	W. Burns	203
1990	W. Burns	186
1989	C. Davis	151
1988	C. Burnett	201
1987	V. Harris	161
1986	B. Burnett	141
1985	L. Rimson/C. Slater	152
1984	S. Galkantas	192
1983	S. Galkantas/L. Foglio	184
1982	S. Galkantas	282
1981	S. Galkantas	261
1980	C. Rivers	216

YEAR	NAME	ATTEMPTS
2015	M. Conwright	380
2014	N. Howard	448
2013	L. Rodriguez	390
2012	A. Deluzio	329
2011	C. Bravard/C. Ward	297
2010	A. Harvin	354
2009	T. Davis-Cain	421
2008	M. Freshour	340
2007	A. Gladden	391
2006	G. Adeduntan	349
2005	R. Hodges	504
2004	T. Allen	395
2003	T. Allen	467
2002	A. Traylor	304
2001	A. Traylor	396
2000	L. Coleman	352
1999	J. Robinson	327
1998	L. Coleman	356
1997	J. Robinson	331
1996	C. Williams	243
1995	A. Peercy	319
1994	C. Derlak	388
1993	T. Paschal	418
1992	T. Paschal	349
1991	W. Burns	435
1990	W. Burns	404
1989	B. Burnett	311
1988	B. Burnett	459
1987	V. Harris	374
1986	B. Burnett	299
1985	L. Rimson	334
1984	L. Rimson	376
1983	L. Foglio	357
1982	S. Galkantas	



YEAR-BY-YEAR LEADERS

1990	W. Burns	29	115/139	.827
1989	A. Harvis	27	47/67	.701
1988	B. Burnette	25	131/169	.775
1987	S. Kaminski	26	55/82	.670
1986	S. Kaminski	17	38/51	.745
1985	S. Kaminski	24	51/63	.809
1984	S. Galkantias	28	111/144	.771
1983	L. Foglio	29	77/94	.819
1982	L. Foglio	26	59/80	.739
1981	L. Foglio	27	65/81	.802
1980	L. McDonald	28	103/150	.687
1979	R. Harper	27	39/56	.696
1976	L. DeJong	29	67/97	.691
1975	N/A			
1974	M. Graham	18	62/94	.660

FREE THROWS MADE

YEAR	NAME	NUMBER
2015	I. Slaughter	117
2014	N. Howard	143
2013	C. Davis	106
2012	C. Bravard	133
2011	C. Bravard	156
2010	J. Monroe	108
2009	J. Monroe	108
2008	M. Freshour/S. Williams	90
2007	A. Gladden	98
2006	H. Johnson	90
2005	R. Hodges	101
2004	S. Williams	82
2003	T. Allen	79
2002	S. Whiting	82
2001	A. Traylor	106
2000	L. Coleman	106
1999	B. Wyckoff	93
1998	L. Coleman	112
1997	L. Moorefield	47
1996	C. Williams	189
1995	C. Williams	153
1994	C. Derlak	122
1993	C. Derlak	90
1992	C. Dishman	104
1991	W. Burns	125
1990	W. Burns	115
1989	B. Burnett	87
1988	B. Burnett	131
1987	B. Clette	65
1986	B. Burnett	81
1985	L. Rimson	87
1984	S. Galkantias	111
1983	S. Galkantias	123
1982	S. Galkantias	146
1981	S. Galkantias	105
1980	L. McDonald	103

FREE THROW ATTEMPTS

YEAR	NAME	ATTEMPTS
2015	I. Slaughter	165
2014	N. Howard	220
2013	N. Howard	170
2012	C. Bravard	188
2011	C. Bravard	198
2010	J. Monroe	146
2009	J. Monroe	157
2008	S. Williams	132
2007	A. Gladden	137
2006	H. Johnson	119
2005	R. Hodges	159
2004	S. Williams	144
2003	T. Allen	106
2002	A. Traylor	124
2001	A. Traylor	151
2000	L. Coleman	151
1999	A. Traylor	153
1998	L. Coleman	163
1997	L. Coleman	77
1996	C. Williams	244
1995	C. Williams	216
1994	C. Derlak	164
1993	C. Derlak	147
1992	C. Dishman	145
1991	C. Dishman	173
1990	W. Burns	139
1989	B. Burnett	139
1988	B. Burnett	133
1987	B. Clette	130
1986	B. Burnett	115
1985	L. Rimson	127
1984	S. Galkantias	144
1983	S. Galkantias	154
1982	S. Galkantias	214
1981	S. Galkantias	139
1980	L. McDonald	150

STERLS

YEAR	NAME	GAMES	STEALS
2015	M. Conwright	36	55
2014	B. Brown	33	78
2013	L. Rodriguez	33	67
2012	N. Howard	31	46
2011	C. Ward	32	63
2010	C. Ward	35	68
2009	A. Gray	34	51
2008	S. Williams	33	54
2007	A. Gladden	34	73
2006	A. Gladden	30	62
2005	A. Gladden	32	101
2004	S. Williams	30	65
2003	A. Sutton	28	53
2002	A. Traylor/S. Whiting	28	41
2001	A. Traylor	31	75
2000	A. Sutton	29	68

1999	B. Wyckoff	27	56	7.9
1998	B. Wyckoff	27	52	7.9
1997	W. Hampton	27	58	7.9
1996	A. Penn	28	48	51
1995	A. Peercy	30	45	48
1994	C. Derlak	27	40	40
1993	T. Paschal	27	46	96
1992	T. Paschal	28	59	79
1991	T. Paschal	32	75	75
1990	W. Burns	29	77	77
1989	C. Davis	27	56	61
1988	C. Davis	21	41	41
1987	B. Clette	24	32	32
1986	S. Kaminski	17	32	32
1985	C. Slater	28	42	42
1984	S. Kaminski	31	55	55
1983	B. Clette	29	77	77
1982	G. Stokes	36	65	65
1981	G. Stokes	36	65	65
1980	G. Stokes	35	54	54

REBOUNDING

YEAR	NAME	GAMES	REBOUNDS	AVG
2015	A. Bulgak	35	332	9.5
2014	N. Howard	33	307	9.3
2013	N. Howard	33	248	7.5
2012	N. Howard	31	282	9.1
2011	C. Bravard	32	250	7.8
2010	J. Monroe	35	255	7.3
2009	J. Monroe	34	251	7.4
2008	J. Monroe	33	203	6.2
2007	B. Miller	34	207	6.1
2006	A. Gladden	30	193	6.4
2005	G. Adeduntan	32	242	7.6
2004	G. Choice	20	110	5.5
2003	K. Vujas	30	193	6.4
2002	T. Allen	28	160	5.7
2001	L. Torres	31	310	10.0
2000	B. Wyckoff	24	170	7.1
1999	B. Wyckoff	27	214	7.9
1998	B. Wyckoff	27	268	8.0
1997	L. Coleman	27	164	6.1
1996	C. Williams	28	234	8.4
1995	C. Williams	30	224	7.5
1994	K. Cobbins	26	156	6.0
1993	T. Paschal	27	200	7.4
1992	C. Dishman	28	246	8.8
1991	C. Dishman	29	228	7.9
1990	C. Dishman	29	203	7.0
1989	D. Collins	26	145	5.6
1988	S. Hall	27	173	6.4
1987	B. Clette	24	302	12.6
1986	S. Hall	28	233	8.3
1985	S. Hall	27	189	7.0
1984	L. Rimson	31	269	8.7
1983	B. Clette	29	269	9.3
1982	S. Galkantias	34	296	8.7
1981	S. Galkantias	29	269	9.3
1980	G. Stokes	35	294	8.4
1979	L. Lasselet	22	222	10.0
1978	C. Rivers	22	226	10.3
1977	C. Rivers	24	336	14.0
1976	P. Harstvedt	29	247	8.5

ASSISTS

YEAR	NAME	GAMES	ASSISTS
2015	L. Romero	24	127
2014	Y. Delgado	33	216
2013	Y. Delgado	33	148
2012	L. Rodriguez	31	84
2011	C. Ward	32	132
2010	C. Ward	35	198
2009	C. Ward	34	170
2008	S. Williams	33	125
2007	S. Williams	31	116
2006	H. Johnson	30	106
2005	H. Johnson	32	127
2004	S. Williams	30	154
2003	L. Neely	28	83
2002	A. Traylor	28	79
2001	A. Traylor	31	117
2000	A. Traylor	29	145
1999	J. Robinson	27	104
1998	J. Robinson	26	96
1997	J. Robinson	27	110
1996	J. Robinson	28	78
1995	A. Peercy	30	123
1994	A. Peercy	27	100
1993	A. Peercy	26	129
1992	D. Ryan	28	94
1991	W. Burns	31	136
1990	R. Corn	30	119
1989	W. Burns	27	92
1988	R. Corn	27	75
1987	S. Kaminski	25	87
1986	J. Platnik	27	80
1985	C. Slater	28	74
1984	S. Kaminski	31	155
1983	L. Foglio	29	96
1982	L. Marnie	36	135
1981	L. Foglio	27	98
1980	R. Harper	35	125
1979	T. Rinsley	27	102
1977	S. Silsby	23	184

3-POINT PERCENTAGE

YEAR	NAME	GAMES	PCT
2015	L. Romero	24	.450
2014	L. Coleman	33	.338
2013	A. Deluzio	33	.365
2012	L. Rodriguez	31	.381
2011	C. Ward	32	.404

2010	A. Deluzio	35	404
2009	C. Ward	34	500
2008	M. Freshour	33	429
2007	M. Freshour	34	346
2006	M. Freshour	30	429
2005	G. Adeduntan	32	375
2004	L. Liljestrand	17	448
2003	L. Liljestrand	27	333
2002	T. Allen	28	400
2001	B. Wyckoff	31	330
2000	M. Beal	27	318
1999	J. Robinson	27	267
1998	W. Hampton	27	339
1997	W. Hampton	27	313
1996	A. Penn	28	474
1995	W. Hampton	30	326
1994	A. Arnoldi	25	394
1993	D. Ryan	27	422
1992	C. Derlak	27	286
1991	W. Burns	31	333
1990	W. Burns	29	280
1989	R. Storey	27	475

3-POINTERS MADE

YEAR	NAME	GAMES	MADE
2015	M. Conwright	36	68
2014	M. Jones	33	58
2013	A. Deluzio	33	54
2012	A. Deluzio	31	47
2011	C. Ward	32	78
2010	C. Ward	35	64
	A. Harvin	35	64
2009	T. Davis-Cain	34	77
2008	M. Freshour	33	66
2007	T. Davis-Cain	33	52
2006	H. Johnson	30	44
2005	L. Liljestrand	32	54
2004	T. Allen	30	44
2003	T. Allen	30	42
2002	S. Whiting	28	34
2001	A. Traylor	31	39
2000	M. Beal	27	27
1999	J. Robinson	27	31
1998	W. Hampton	27	40
1997	W. Hampton	27	51
1996	W. Hampton	28	28
1995	T. Rickman	26	31
1994	C. Derlak	27	47
1993	C. Derlak	27	23
1992	C. Derlak	27	10
1991	W. Burns	31	41
1990	W. Burns	29	28
1989	R. Storey	27	47

3-POINT ATTEMPTS

YEAR	NAME	GAMES	ATTEMPTS
2015	M. Conwright	36	189
2014	M. Jones	33	148
2013	A. Deluzio	33	134
2012	A. Deluzio	31	134
2011	C. Ward	32	182
2010	A. Harvin	35	177
2009	T. Davis-Cain	34	208
2008	M. Freshour	33	154
2007	T. Davis-Cain	33	181
2006	H. Johnson	30	124
2005	L. Liljestrand	32	153
2004	T. Allen	30	139
2003	T. Allen	30	155
2002	A. Traylor/S. Whiting	28	109
2001	A. Traylor	31	132
2000	A. Traylor	28	88
1999	J. Robinson	27	116
1998	W. Hampton	27	118
1997	W. Hampton	27	163
1996	W. Hampton	28	75
1995	T. Rickman	26	117
1994	C. Derlak	27	138
1993	C. Derlak	27	66
1992	A. Peercy	28	37
1991	W. Burns	31	123
1990	W. Burns	29	100
1989	R. Storey	27	99

BLOCKED SHOTS

YEAR	NAME	GAMES	BLOCKS
2015	A. Bulgak	35	54
2014	N. Howard	33	76
2013	N. Howard	33	49
2012	N. Howard	31	39
2011	C. Bravard	32	27
2010	J. Monroe	35	76
2009	J. Monroe	34	84
2008	J. Monroe	33	78
2007	J. Monroe	34	63
2006	B. Miller	30	39
2005	R. Hodges	32	26
2004	L. Bradley	30	29
2003	G. Choice	28	23
2002	L. Bradley	27	14
2001	B. Wyckoff		



COACHING RECORDS



MILLIE USHER
1974-76



DIANNE MURPHY
1976-79



JAN DYKEHOUSE-ALLEN
1979-86



MARYNELL MEADORS
1986-96



CHRIS GOBRECHT
1996-97



SUE SEMRAU
1997-Present

FLORIDA STATE HEAD COACHES

COACH	YEARS	WINS	LOSSES	PCT
Sue Semrau	1997-pres	348 [^]	218	.615
Chris Gobrecht	1996-97	5	22	.185
Marynell Meadors	1986-96	132	152	.465
Jan Dykehouse-Allen	1979-86	111	108	.507
Dianne Murphy	1976-79	37	35	.514
Millie Usher	1974-76	27	28	.491
Joel Thirer	1973-74	9	6	.600
Eddie Cubbon	1972-73	11	5	.688
TOTALS	1972-PRES	680[^]	574	.542

[^]22 victories vacated by the NCAA from the 2006-07 & 2007-08 seasons.

YEAR-BY-YEAR RECORD

COACH	YEARS	WINS	LOSSES	PCT
1970-71	Barbara Hollingsworth (GA)			
1971-72	Linda Warren (GA)			
1972-73	Eddie Cubbon (Faculty)	11	5	.688
1973-74	Joel Thirer (GA)	9	6	.600
1974-75	Millie Usher (GA)	15	16	.469
1975-76	Millie Usher	12	12	.500
1976-77	Dianne Murphy	11	12	.478
1977-78	Dianne Murphy	8	9	.470
1978-79	Dianne Murphy	18	14	.563
1979-80	Janice Dykehouse	13	22	.371
1980-81	Janice Dykehouse	14	15	.483
1981-82	Janice Dykehouse	28	10	.737
1982-83	Janice Dykehouse	24	6	.800
1983-84	Janice Dykehouse	13	18	.419
1984-85	Janice Dykehouse-Allen	7	21	.250
1985-86	Janice Dykehouse-Allen	12	16	.429
1986-87	Marynell Meadors	9	19	.321
1987-88	Marynell Meadors	9	18	.333
1988-89	Marynell Meadors	16	11	.593
1989-90	Marynell Meadors	21	9	.700
1990-91	Marynell Meadors	25	7	.781
1991-92	Marynell Meadors	17	11	.607
1992-93	Marynell Meadors	13	14	.482
1993-94	Marynell Meadors	6	21	.222
1994-95	Marynell Meadors	8	22	.267
1995-96	Marynell Meadors	8	20	.286
1996-97	Chris Gobrecht	5	22	.185
1997-98	Sue Semrau	9	18	.333
1998-99	Sue Semrau	7	20	.259
1999-00	Sue Semrau	12	17	.414
2000-01	Sue Semrau	19	12	.613
2001-02	Sue Semrau	13	15	.464
2002-03	Sue Semrau	17	13	.567
2003-04	Sue Semrau	15	15	.500
2004-05	Sue Semrau	24	8	.750
2005-06	Sue Semrau	20	10	.667
2006-07	Sue Semrau	24	10	.706
2007-08	Sue Semrau	19	14	.576
2008-09	Sue Semrau	26	8	.765
2009-10	Sue Semrau	29	6	.824
2010-11	Sue Semrau	24	8	.750
2011-12	Sue Semrau	14	17	.452
2012-13	Sue Semrau	23	10	.697
2013-14	Sue Semrau	21	12	.636
2014-15	Sue Semrau	32	5	.865
44-Year Totals		680[^]	574	.542

[^]22 victories vacated by the NCAA from the 2006-07 & 2007-08 seasons



Coach Jan Dykehouse-Allen



Coach Marynell Meadors



COACHING RECORDS



ALL-TIME ASSISTANT COACHES AND GRADUATE ASSISTANTS

Allen, Wayne	1984-87
Atkinson, Danielle	2014-Present
Brown, Julie*	1988-90, 2006-07
Browne, Anucha*	1985-86
Blanton, Ke'Sha*	2010-12
Close, Cori	2004-2011
Cooney, Margaret*	1980-81
Davies, Leslie	1997-00
Gaw, Wrenetta*	1986-88
Gernatt, Theresa	1996-04
Givens, Jamey*	2009-2011
Glover, Freda	1987-93
Harris, Raphael*	2007-09
Hartmann, Terri*	1984-85
Haynes, Rene*	2011-12
Heintz, Roy	2000-02
Hughey, Ron	2012-14
Hunter, Shun*	2003-05
Johnson, Angie	1997-12
Jordan, Kelly	1984-86
Karlon, Michelle*	2000-02
King, Latara*	2013-15
Kraemer, Karen*	1991-93
Lang, Erika	1996-97
Lassiter, Brooke*	2002-03
Lent, Michele*	1983-84
Linville, Tristin*	2014-Present
Markey, Robyn	1986-92
McNelis, Dennis	1980-83
Narbut, Buz	1983-84
Owen, Heidi*	1981-83
Panek, Sue	1993-96
Parker, Melissa*	2000-02
Petersen, Josh*	2012-14
Polk, Jonelle	1994-96
Ramaker, Rob*	2005-06
Reitz, Joanna*	2007-2010
Rivers, Cherry	1981-84
Roulier, Jenny*	2004-07
Sam, Autumn*	2002-04
Schmidt, Mark	1992-96
Sheffield, Ed*	1990-92
Sowada, Karen	1996-97
Stoehr, Scott	2002-03
Toles, Morgan	2014-Present
White, Lance	2003-Present
Wiggins, Matt*	2003-04
Wyckoff, Brooke	2011-Present

*Denotes Graduate Assistants



Dianne Murphy

WHERE ARE THEY NOW?

Dianne Murphy - Athletic Director at Columbia Univ.
 Anucha Browne - NCAA Vice President of women's basketball championship
 Brooke Wyckoff - Current FSU Assistant Coach
 Former WNBA veteran



Millie Usher



Marynell Meadors



SERIES RECORDS

AKRON: 2-0

HOME	AWAY	NEUTRAL
0-0	2-0	0-0
2002-03	W	74-46 (A)
2011-12	W	90-64 (A)

ALABAMA: 5-5

HOME	AWAY	NEUTRAL
1-2	2-1	2-1
1979-80	L	61-88 (N)
1980-81	W	77-76 (N)
1982-83	W	73-64 (A)
	L	61-64 (H)
1987-88	L	64-70 (H)
1988-89	L	68-70 (A)
1989-90	W	81-76 (A)
1990-91	W	88-65 (H)
1993-94	L	33-87 (N)
2010-11	W	68-61 (N)

ALABAMA A&M: 1-0

HOME	AWAY	NEUTRAL
1-0	0-0	0-0
2011-12	W	86-41 (H)

ALABAMA STATE: 4-2

HOME	AWAY	NEUTRAL
4-0	0-0	0-2
1976-77	L	73-80 (N)
1978-79	L	73-95 (N)
2002-03	W	89-61 (H)
2007-08	W	94-42 (H)
2010-11	W	89-39 (H)
2014-15	W	91-49 (H)

ALASKA: 1-0

HOME	AWAY	NEUTRAL
0-0	0-0	1-0
1983-84	W	77-63 (N)

ALBANY STATE: 4-7

HOME	AWAY	NEUTRAL
3-4	1-3	0-0
1974-75	W	62-55 (H)
	L	43-61 (A)
1975-76	L	50-71 (H)
	L	44-73 (A)
1976-77	L	38-87 (A)
	L	73-80 (H)
1977-78	L	86-94 (H)
1982-83	W	94-52 (H)
1984-85	W	66-60 (H)
1985-86	W	72-69 (A)
1986-87	L	71-72 (OT) (H)

ALCORN STATE: 1-0

HOME	AWAY	NEUTRAL
1-0	0-0	1-0
2009-10	W	78-50 (H)

APPALACHIAN STATE: 2-1

HOME	AWAY	NEUTRAL
2-0	0-0	1-0
1978-79	L	83-89 (N)
1989-90	W	77-62 (H)
1990-91	W	96-57 (H)

ARIZONA STATE: 2-2

HOME	AWAY	NEUTRAL
0-0	0-0	2-2
1983-84	L	70-85 (N)
2008-09	L	58-63 (N)
2010-11	W	65-55 (N)
2014-15	W	66-65 (N)

ARKANSAS: 0-1

HOME	AWAY	NEUTRAL
0-0	0-0	0-1
2011-12	L	52-55 (N)

ARMY: 1-0

HOME	AWAY	NEUTRAL
0-0	0-0	1-0
1982-83	W	69-60 (N)

RUBURN: 3-9

HOME	AWAY	NEUTRAL
1-3	1-5	1-1
1973-74	W	53-52 (N)
1974-75	L	51-64 (N)
1982-83	L	43-73 (A)
1983-84	L	53-72 (H)
1984-85	L	58-76 (A)
1989-90	L	63-80 (A)
1990-91	L	64-79 (H)
1999-00	L	52-55 (H)
2001-02	L	59-71 (A)
2002-03	L	57-68 (A)

2009-10 W 82-67 (H)
2010-11 W 67-61 (A)

AUSTIN PEAY: 1-0

HOME	AWAY	NEUTRAL
1-0	0-0	0-0
2001-02	W	89-65 (H)

BARRY: 1-0

HOME	AWAY	NEUTRAL
0-0	0-0	1-0
1973-74	W	50-33 (N)

BAYLOR: 0-1

HOME	AWAY	NEUTRAL
0-0	0-0	0-1
2012-13	L	47-85 (N)

BETHUNE-COOKMAN: 1-0

HOME	AWAY	NEUTRAL
1-0	0-0	0-0
2014-15	W	103-34 (H)

BOSTON COLLEGE: 12-1

HOME	AWAY	NEUTRAL
5-0	6-0	1-1
ACC GAMES: 12-1		
HOME	AWAY	TOURNAMENT
5-0	6-0	1-1

2005-06 W 71-60 (H)
2006-07 W 72-53 (A)
2007-08 W 71-65 (H)
2008-09 W 64-53 (A)
2009-10 W 83-71 (N)
2010-11 W 85-64 (H)
2011-12 W 102-93 (A)
2012-13 W 68-59 (A)
2013-14 W 76-70 (H)
2014-15 W 67-57 (A)

BRIGHAM YOUNG: 1-1

HOME	AWAY	NEUTRAL
0-0	0-0	1-1
1981-82	W	75-71 (N)
1983-84	L	61-76 (N)

BUTLER: 0-1

HOME	AWAY	NEUTRAL
0-1	0-0	0-0
1991-92	L	68-71 (H)

BUCK GREEN: 1-0

HOME	AWAY	NEUTRAL
1-0	0-0	0-0
1972-73	W	62-35 (H)

CALIFORNIA: 0-1

HOME	AWAY	NEUTRAL
0-0	0-0	0-1
1992-93	L	50-69 (N)

CAL STATE-FULLERTON: 1-0

HOME	AWAY	NEUTRAL
0-0	1-0	0-0
1998-99	W	84-73 (A)

CENTRAL MICHIGAN: 1-0

HOME	AWAY	NEUTRAL
0-0	0-0	1-0
1988-89	W	100-78 (N)

CENTRAL MISSOURI: 0-1

HOME	AWAY	NEUTRAL
0-0	0-0	0-1
1980-81	L	60-69 (N)

CHARLESTON SOUTHERN: 1-0

HOME	AWAY	NEUTRAL
1-0	0-0	0-0
1997-98	W	72-51 (H)

CHARLOTTE: 3-1

HOME	AWAY	NEUTRAL
1-1	1-0	1-0
1989-90	L	50-63 (H)
2004-05	W	83-72 (N)
2011-12	W	64-62 (H)
2012-13	W	70-54 (A)

CHICAGO STATE: 2-0

HOME	AWAY	NEUTRAL
1-0	1-0	0-0
1999-00	W	73-49 (A)
2000-01	W	85-45 (H)

CINCINNATI: 13-8

HOME	AWAY	NEUTRAL
5-3	5-3	3-2
1978-79	W	61-57 (N)
1980-81	L	65-91 (A)
1982-83	W	84-61 (N)
1983-84	W	83-72 (H)
1984-85	L	73-83 (A)
1985-86	W	75-72 (H)
	L	45-77 (N)
1986-87	L	53-55 (H)
	W	70-50 (A)
1987-88	L	59-70 (H)
	W	66-58 (A)
	L	76-78 (H)
1988-89	L	45-66 (A)
	W	62-57 (H)
	L	47-57 (N)
1989-90	W	61-44 (H)
	W	57-44 (A)
1990-91	W	90-61 (H)
	W	67-49 (A)
	W	89-51 (N)
2013-14	W	63-58 (A)

CLEMSON: 24-24

HOME	AWAY	NEUTRAL
12-11	12-11	0-2
ACC GAMES: 24-23		
HOME	AWAY	TOURNAMENT
12-11	12-11	0-1
1980-81	L	59-78 (N)
1991-92	L	73-80 (A)
	W	79-66 (H)
1992-93	L	69-84 (H)
	L	63-70 (A)
1993-94	L	26-80 (A)
	L	60-75 (H)
1994-95	L	68-72 (A)
	L	64-67 (H)
1995-96	L	74-87 (H)
	L	53-70 (A)
1996-97	L	63-74 (A)
	L	47-71 (H)
1997-98	L	84-87 (H)
	L	55-85 (A)
	L	68-85 (N)
1998-99	L	55-77 (A)
	L	67-71 (H)
1999-00	L	61-73 (H)
	L	58-75 (A)
2000-01	L	66-79 (A)
	L	49-63 (H)
2001-02	L	70-74 (A)
	L	43-56 (H)
2002-03	W	59-57 (A)
	W	68-59 (H)
2003-04	W	68-61 (A)
	W	65-50 (H)
2004-05	W	68-57 (A)
	W	82-61 (H)
2005-06	W	80-66 (H)
	W	80-72 (OT) (A)
2006-07	W	61-60 (A)
	W	73-57 (H)
2007-08	W	63-39 (A)
	L	70-72 (H)
2008-09	W	80-54 (H)
	W	75-58 (A)
2009-10	W	80-50 (A)
	W	67-50 (H)
2010-11	W	83-73 (A)
	W	67-50 (H)
2011-12	W	59-47 (H)
	W	74-52 (A)
2012-13	W	83-61 (H)
2013-14	W	59-43 (A)
2014-15	W	82-52 (A)
	W	81-38 (H)

COLGATE: 1-0

HOME	AWAY	NEUTRAL
1-0	0-0	0-0
2004-05	W	64-43 (H)

COLL. OF CHARLESTON: 1-1

HOME	AWAY	NEUTRAL
1-0	0-0	0-1
1975-76	L	61-93 (N)
2008-09	W	70-61 (H)

COLORADO: 1-0

HOME	AWAY	NEUTRAL
1-0	0-0	0-0
1984-85	W	70-61 (H)

COLORADO STATE: 2-0

HOME	AWAY	NEUTRAL
1-0	0-0	1-0
1985-86	W	68-73 (N)
2010-11	W	63-52 (H)

CONNECTICUT: 0-7

HOME	AWAY	NEUTRAL
0-2	0-3	0-2
2002-03	L	55-74 (H)
2003-04	L	53-81 (A)
2004-05	L	52-70 (A)
2008-09	L	71-83 (N)
2009-10	L	59-78 (H)
	L	50-90 (N)
2010-11	L	62-93 (A)

COPPIN STATE: 1-0

HOME	AWAY	NEUTRAL
1-0	0-0	0-0
2000-01	W	86-49 (H)

DAYTON: 3-0

HOME	AWAY	NEUTRAL
2-0	0-0	1-0
1976-77	W	104-33 (H)
1992-93	W	78-65 (H)
2001-02	W	63-60 (N)

DELTA STATE: 1-2

HOME	AWAY	NEUTRAL
0-0	0-1	1-1
1976-77	L	60-106 (A)
1978-79	L	64-93 (N)
1982-83	W	75-67 (N)

DENVER: 1-0

HOME	AWAY	NEUTRAL
1-0	0-0	0-0
1980-81	W	93-41 (H)

DEPAUL: 0-3

HOME	AWAY	NEUTRAL
0-0	0-2	0-1
1987-88	L	68-82 (A)
2007-08	L	68-79 (A)
23209-10	L	60-75 (N)

DUKE: 9-36

HOME	AWAY	NEUTRAL
6-13	3-16	0-7



SERIES RECORDS

DUQUESNE: 0-2

HOME	AWAY	NEUTRAL
0-1	0-1	0-0
1996-97	L	58-61 (H)
1997-98	L	61-92 (A)

EAST CAROLINA: 1-2

HOME	AWAY	NEUTRAL
0-1	1-1	0-0
1979-80	L	61-69 (A)
1980-81	L	67-78 (H)
2006-07	W	62-44 (A)

EAST CENTRAL COLLEGE: 1-0

HOME	AWAY	NEUTRAL
0-0	0-0	1-0
1972-73	W	45-44 (N)

EASTERN ILLINOIS: 1-0

HOME	AWAY	NEUTRAL
0-0	0-0	1-0
2014-15	W	91-55 (W)

EASTERN KENTUCKY: 3-0

HOME	AWAY	NEUTRAL
2-0	0-0	1-0
1991-92	W	72-65 (H)
2004-05	W	70-53 (H)
2012-13	W	90-51 (N)

EAST TENNESSEE STATE: 1-0

HOME	AWAY	NEUTRAL
1-0	0-0	0-0
2001-02	W	99-66 (H)

FAIRFIELD: 1-1

HOME	AWAY	NEUTRAL
0-0	0-0	1-1
1984-85	L	64-71 (N)
2006-07	W	69-54 (N)

FAIRLEIGH-DICKINSON: 1-0

HOME	AWAY	NEUTRAL
0-0	0-0	1-0
2003-04	W	88-77 (N)

FLAGLER: 5-4

HOME	AWAY	NEUTRAL
1-1	1-1	3-2
1972-73	W	48-47 (A)
	W	46-39 (N)
1973-74	L	31-41 (H)
	W	76-49 (H)
	W	52-36 (N)
1974-75	L	51-60 (A)
	L	52-59 (N)
	W	59-55 (N)
	L	45-53 (N)

FLORIDA: 33-42

HOME	AWAY	NEUTRAL
17-15	9-20	7-7
1973-74	L	39-44 (A)
	W	48-45 (H)
	W	54-35 (N)
	W	32-31 (N)
1974-75	L	44-67 (H)
	W	53-47 (H)
	L	41-49 (A)
	W	44-28 (N)
1975-76	W	65-59 (H)
	L	45-64 (A)
	L	45-68 (N)
	L	39-65 (N)
1976-77	L	54-80 (A)
	L	65-67 (H)
	L	67-72 (N)
	L	60-72 (N)
1977-78	W	93-66 (H)
	L	63-102 (A)
	W	100-80 (N)
1978-79	W	88-79 (H)
	W	91-72 (A)
	W	89-85 (N)
	W	101-94 (N)
1979-80	W	92-77 (A)
	W	88-84 (H)
	L	67-78 (N)
	W	84-76 (N)
	L	71-84 (N)
1980-81	W	90-48 (H)
	L	81-83 (A)
1981-82	L	60-63 (H)
	W	86-79 (A)
1982-83	W	68-63 (A)

1983-84	W	89-67 (H)
	W	74-70 (H)
	L	57-65 (A)
1984-85	L	43-64 (A)
	L	58-79 (H)
	L	68-77 (H)
1985-86	L	76-81 (A)
	L	65-69 (H)
1986-87	L	59-70 (H)
	L	71-55 (H)
1987-88	W	60-63 (A)
1988-89	L	63-62 (H)
1989-90	W	79-78 (A)
1990-91	W	90-78 (OT) (H)
1991-92	W	78-81 (A)
1992-93	L	54-73 (H)
1993-94	L	80-91 (H)
1994-95	L	62-81 (A)
	L	56-74 (N)
1995-96	L	37-76 (H)
	L	48-75 (N)
1996-97	L	59-77 (A)
	L	64-73 (A)
	L	57-69 (H)
1998-99	L	89-106 (A)
1999-00	L	74-82 (H)
2000-01	L	65-79 (A)
2001-02	L	74-78 (OT) (H)
2002-03	L	69-80 (A)
2003-04	L	60-74 (H)
2004-05	W	72-62 (A)
2005-06	W	82-62 (H)
	L	62-72 (A)
2006-07	W	88-66 (H)
2007-08	W	81-78 (A)
2008-09	L	57-72 (H)
2009-10	W	66-62 (A)
2010-11	W	74-72 (H)
2011-12	L	58-72 (A)
2012-13	W	98-67 (H)
2013-14	W	76-68 (A)
2014-15	W	77-51 (H)

FLORIDA ATLANTIC: 7-2

HOME	AWAY	NEUTRAL
5-0	2-2	0-0
1986-87	L	38-42 (A)
1991-92	W	96-64 (H)
1992-93	W	97-67 (H)
1993-94	L	64-67 (A)
1994-95	W	69-55 (H)
1995-96	W	69-46 (A)
1996-97	W	79-63 (H)
2004-05	W	65-40 (H)
2005-06	W	76-63 (A)

FLORIDA A&M: 24-8

HOME	AWAY	NEUTRAL
14-4	9-3	1-1
1972-73	W	53-47 (H)
	W	57-52 (A)
1974-75	W	77-34 (H)
	W	47-26 (A)
	W	84-59 (H)
1978-79	L	79-84 (H)
	L	61-77 (A)
1979-80	W	74-61 (H)
	L	60-67 (A)
1980-81	W	76-64 (H)
	W	76-61 (A)
1981-82	L	86-87 (A)
	W	59-58 (H)
	W	76-65 (N)
1982-83	W	66-60 (A)
	W	82-65 (H)
1983-84	W	80-64 (A)
1984-85	L	57-61 (H)
1985-86	L	65-83 (H)
1986-87	W	79-72 (H)
1987-88	L	68-73 (N)
1988-89	W	75-68 (H)
1989-90	W	87-60 (H)
1990-91	W	92-62 (H)
1991-92	W	100-71 (A)
1992-93	W	79-58 (H)
1993-94	W	70-68 (A)
1994-95	L	65-73 (H)
1995-96	W	90-65 (A)
1996-97	W	91-59 (H)
1997-98	W	79-70 (A)
2004-05	W	85-66 (H)

FLORIDA GULF COAST: 3-0

HOME	AWAY	NEUTRAL
2-0	1-0	0-0
2007-08	W	93-53 (A)

2008-09	W	81-62 (H)
2014-15	W	65-47 (H)

FLORIDA INTERNATIONAL: 8-2

HOME	AWAY	NEUTRAL
2-2	2-0	4-0
1975-76	W	58-35 (N)
	W	81-44 (N)
1976-77	W	66-41 (N)
1981-82	W	74-64 (A)
1982-83	W	77-65 (H)
1997-98	L	63-66 (H)
1998-99	L	62-75 (H)
1999-00	W	76-55 (A)
2002-03	W	77-51 (H)
2007-08	W	70-50 (N)

FLORIDA SOUTHERN: 1-0

HOME	AWAY	NEUTRAL
1-0	0-0	0-0
1979-80	W	97-58 (H)

FLORIDA TECH: 1-0

HOME	AWAY	NEUTRAL
0-0	1-0	0-0
1976-77	W	77-63 (A)

FORDHAM: 6-0

HOME	AWAY	NEUTRAL
1-0	3-0	2-0
1984-85	W	88-81 (N)
2000-01	W	73-52 (A)
2004-05	W	65-61 (N)
2005-06	W	73-50 (A)
2006-07	W	84-34 (A)
2007-08	W	77-42 (H)

FORT VALLEY: 0-1

HOME	AWAY	NEUTRAL
0-0	0-0	0-1
1974-75	L	43-58 (N)

FRESNO STATE: 1-0

HOME	AWAY	NEUTRAL
0-0	0-0	1-0
1994-95	W	67-62 (N)

FURMAN: 2-0

HOME	AWAY	NEUTRAL
0-0	0-0	2-0
1995-96	W	60-56 (N)
2014-15	W	94-63 (N)

GEORGETOWN: 1-1

HOME	AWAY	NEUTRAL
0-0	0-1	1-0
1984-85	L	69-77 (A)
1985-86	W	78-74 (N)

GEORGIA: 0-8

HOME	AWAY	NEUTRAL
0-2	0-3	0-3
1987-88	L	72-91 (H)
1988-89	L	70-90 (A)
1989-90	L	76-80 (H)
1990-91	L	71-91 (A)
1998-99	L	72-95 (A)
2006-07	L	60-73 (N)
2007-08	L	62-71 (OT) (N)
2010-11	L	59-61 (N)

GEORGIA SOUTHERN: 4-5

HOME	AWAY	NEUTRAL
2-2	2-3	0-0
1974-75	L	53-65 (A)
1975-76	L	54-83 (A)
1977-78	L	59-86 (A)
	L	71-79 (H)
	L	78-81 (H)
1981-82	W	83-77 (OT) (A)
1988-89	W	105-78 (H)
1989-90	W	80-49 (A)
2005-06	W	82-51 (H)

GEORGIA STATE: 3-1

HOME	AWAY	NEUTRAL
2-0	1-1	0-0
1980-81	L	79-96 (A)
2002-03	W	73-60 (H)
2009-10	W	66-53 (A)
2011-12	W	94-74 (H)

GEORGIA TECH: 23-20

HOME	AWAY	NEUTRAL
10-11	12-8	1-1
ACC GAMES: 21-19		
HOME	AWAY	TOURNAMENT
9-11	12-7	1-1

1974-75	W	58-22 (H)
1980-81	L	84-97 (A)
1991-92	L	68-70 (H)
	W	77-66 (A)
1992-93	W	79-71 (A)
	L	46-61 (H)
1993-94	L	62-65 (H)
	L	51-63 (A)
1994-95	W	60-58 (A)
	L	57-68 (H)
1995-96	L	65-97 (A)
	W	90-85 (OT) (H)
	W	64-51 (N)
1996-97	L	51-75 (A)
	L	60-68 (H)
1997-98	W	88-53 (A)
	W	77-56 (H)
1998-99	L	70-92 (A)
	L	78-86 (H)
1999-00	W	93-64 (H)
	W	77-74 (A)
2000-01	W	66-65 (A)
	W	89-69 (H)
2001-02	W	87-78 (A)
	L	56-73 (H)
2002-03	W	66-47 (H)
	L	56-86 (A)
	L	59-64 (N)
2003-04	L	59-66 (H)
	L	62-73 (H)
2004-05	L	58-59 (H)
	W	51-49 (A)
2005-06	W	59-54 (A)
2006-07		



SERIES RECORDS

IOWA STATE: 1-1

HOME	AWAY	NEUTRAL
0-0	1-0	1-1
2000-01	L	70-85 (N)
2013-14	W	55-44 (N)

IUPUI: 1-0

HOME	AWAY	NEUTRAL
0-0	1-0	0-0
2001-02	W	78-68 (A)

JACKSONVILLE: 4-0

HOME	AWAY	NEUTRAL
4-0	1-0	0-0
2001-02	W	97-51 (H)
2002-03	W	71-51 (A)
2013-14	W	71-33 (H)
2014-15	W	73-46 (H)

JACKSONVILLE STATE: 1-0

HOME	AWAY	NEUTRAL
1-0	0-0	0-0
2010-11	W	87-39 (H)

JOHN ABBOTT: 2-0

HOME	AWAY	NEUTRAL
2-0	0-0	0-0
1976-77	W	62-60 (H)
1977-78	W	71-67 (H)

JUDSON COLLEGE: 1-0

HOME	AWAY	NEUTRAL
0-0	0-0	1-0
1976-77	W	97-79 (N)

KANSAS: 1-0

HOME	AWAY	NEUTRAL
0-0	1-0	0-0
1983	W	91-62 (A)

KENT STATE: 1-0

HOME	AWAY	NEUTRAL
0-0	0-0	1-0
1981	W	80-66 (N)

KENTUCKY: 0-1

HOME	AWAY	NEUTRAL
0-0	0-0	0-1
1993-94	L	55-58 (N)

LAMAR: 1-0

HOME	AWAY	NEUTRAL
0-0	0-0	1-0
1991-92	W	78-67 (N)

LEWIS: 1-0

HOME	AWAY	NEUTRAL
0-0	0-0	1-0
1981-82	W	94-46 (N)

LIPSCOMB: 2-0

HOME	AWAY	NEUTRAL
1-0	1-0	0-0
2004-05	W	73-49 (A)
2005-06	W	92-42 (H)

LONG BEACH STATE: 2-0

HOME	AWAY	NEUTRAL
1-0	1-0	0-0
1998-99	W	94-64 (H)
2013-14	W	72-57 (A)

LOUISIANA STATE: 3-5

HOME	AWAY	NEUTRAL
2-2	1-1	0-2
1989-90	L	65-68 (H)
1990-91	W	89-82 (H)
1991-92	L	88-96 (A)
1992-93	W	79-59 (H)
2003-04	L	68-75 (N)
2006-07	L	43-55 (N)
2007-08	L	61-73 (H)
2008-09	W	61-57 (A)

LOUISIANA TECH: 2-2

HOME	AWAY	NEUTRAL
0-1	0-1	2-0
1997-98	L	60-86 (A)
1998-99	L	72-88 (H)
2005-06	W	80-71 (N)
2009-10	W	75-61 (N)

LOUISVILLE: 14-12

HOME	AWAY	NEUTRAL
7-4	5-7	2-1
ACC GAMES: 2-1		

1978-79	L	60-94 (N)
	L	73-77 (H)
1979-80	L	67-86 (H)
	L	60-77 (A)
1981-82	L	73-89 (A)
1982-83	L	56-67 (A)
1983-84	L	65-81 (H)
	L	77-88 (A)
1984-85	L	74-89 (A)
1985-86	W	67-64 (H)
1986-87	W	66-63 (H)
	L	64-77 (A)

1987-88	W	99-65 (H)
	W	73-70 (A)
1988-89	W	65-64 (A)
	W	82-76 (H)
1989-90	W	69-66 (H)
	W	77-62 (A)
1990-91	W	83-70 (H)
	W	86-52 (A)
	W	83-70 (A)
2004-05	W	69-54 (N)
2011-12	L	76-85 (H)
2013-14	L	59-69 (OT) (A)
2014-15	W	68-63 (H)
	W	66-51 (N)

LOYOLA-CHICAGO: 1-0

HOME	AWAY	NEUTRAL
0-0	1-0	0-0
1999-00	W	102-70 (A)

MARYLAND: 15-26

HOME	AWAY	NEUTRAL
10-9	4-14	1-3
ACC GAMES: 15-26		
HOME	AWAY	TOURNAMENT
10-9	4-14	1-3
1991-92	L	64-79 (H)
	L	70-101 (A)
1992-93	W	68-61 (H)
	L	61-74 (A)
	L	68-91 (N)
1993-94	L	54-69 (H)
	L	39-81 (A)
1994-95	L	56-70 (H)
	W	66-59 (A)
	L	56-72 (N)
1995-96	L	49-72 (H)
	L	63-75 (A)
1996-97	L	58-65 (H)
	L	59-79 (A)
1997-98	W	53-50 (H)
	L	49-77 (A)
1998-99	L	76-94 (A)
	W	69-63 (H)
1999-00	L	67-68 (A)
	W	66-52 (H)
	W	65-60 (N)
2000-01	W	69-38 (H)
	W	77-65 (A)
2001-02	L	50-62 (A)
	W	60-55 (H)
2002-03	W	76-61 (A)
	L	61-66 (H)
2003-04	W	82-77 (H)
	L	67-76 (A)
	L	47-62 (N)
2004-05	W	95-91 (OT) (H)
2005-06	L	57-75 (A)
2006-07	L	60-74 (H)
2007-08	L	84-92 (OT) (A)
2008-09	L	71-72 (H)
2009-10	W	94-61 (A)
2010-11	W	72-66 (H)
2011-12	L	70-91 (H)
2012-13	L	64-71 (A)
	W	72-71 (H)
2013-14	L	77-87 (A)

MERCER: 5-8

HOME	AWAY	NEUTRAL
4-2	1-2	0-4
1972-73	L	42-62 (N)
1973-74	L	49-72 (N)
	L	47-64 (N)
1976-77	L	53-96 (A)
1978-79	L	73-83 (H)
1979-80	L	86-100 (A)
	L	75-84 (N)
	L	76-80 (H)
1980-81	L	76-80 (H)
1983-84	W	66-57 (H)
1999-00	W	74-62 (A)
2000-01	W	69-43 (H)
2008-09	W	74-54 (H)
2012-13	W	94-42 (H)

MARYLAND: 15-26

HOME	AWAY	NEUTRAL
10-9	4-14	1-3
ACC GAMES: 15-26		
HOME	AWAY	TOURNAMENT
10-9	4-14	1-3

MIAMI: 37-12

HOME	AWAY	NEUTRAL
15-4	14-6	8-2
ACC GAMES: 15-6		
HOME	AWAY	TOURNAMENT
9-2	7-4	2-0
1974-75	W	59-45 (N)
1977-78	W	66-56 (N)
1978-79	W	73-57 (N)
	W	74-64 (A)
	W	79-53 (H)
1979-80	W	82-64 (H)
	W	93-74 (A)
	W	72-61 (N)
1980-81	W	87-73 (H)
	W	62-55 (A)
	L	70-79 (N)
1981-82	W	77-74 (A)
	W	66-52 (H)
	W	84-80 (N)
1983-84	W	76-64 (N)
1984-85	L	65-79 (A)
	L	67-74 (H)
1986-87	W	75-74 (A)
	L	73-80 (H)
1988-89	L	85-96 (N)
	L	79-88 (A)
	L	95-66 (H)
1989-90	W	76-62 (A)
1990-91	W	89-62 (H)
1991-92	W	71-69 (H)
1992-93	W	64-61 (A)
2004-05	W	65-56 (H)
	L	57-62 (A)
2005-06	W	79-54 (A)
	W	68-61 (H)
2006-07	W	71-62 (H)
	W	75-68 (A)
2007-08	W	75-70 (OT) (A)
	W	50-49 (H)
2008-09	W	75-59 (A)
	W	59-58 (H)
2009-10	L	70-78 (A)
	W	87-62 (H)
2010-11	W	66-59 (H)
	L	68-84 (A)
2011-12	L	57-60 (H)
	L	60-67 (A)
2012-13	W	86-55 (H)
	W	93-78 (A)
	W	70-58 (N)
2013-14	W	68-63 (A)
	L	73-76 (H)
	W	72-67 (OT) (N)
2014-15	W	80-60 (H)
	L	55-69 (A)

MASSACHUSETTS: 1-0

HOME	AWAY	NEUTRAL
0-0	0-0	1-0
2014-15	W	73-47 (N)

MCNEESE STATE: 1-0

HOME	AWAY	NEUTRAL
0-0	0-0	1-0
1981-82	W	69-62 (N)

MEMPHIS: 9-13

HOME	AWAY	NEUTRAL
4-6	4-5	1-2

1977-78	L	69-91 (A)
1978-79	L	78-101 (H)
1981-82	L	90-104 (H)
1982-83	W	90-82 (H)
	W	68-66 (A)
1983-84	L	67-83 (H)
	L	64-80 (N)
1984-85	L	64-76 (A)
	L	67-84 (N)
1985-86	L	66-95 (H)
	L	70-81 (A)
1986-87	L	68-75 (A)
	L	75-94 (H)
1987-88	L	90-91 (H)
	L	89-94 (A)
1988-89	W	95-75 (H)
	W	89-80 (A)
1989-90	W	72-62 (A)
	W	98-60 (H)
	W	83-58 (N)
1990-91	W	106-94 (A)
	W	101-77 (H)

MERCER: 5-8

HOME	AWAY	NEUTRAL
4-2	1-2	0-4
1972-73	L	42-62 (N)
1973-74	L	49-72 (N)
	L	47-64 (N)
1976-77	L	53-96 (A)
1978-79	L	73-83 (H)
1979-80	L	86-100 (A)
	L	75-84 (N)
	L	76-80 (H)
1980-81	L	76-80 (H)
1983-84	W	66-57 (H)
1999-00	W	74-62 (A)
2000-01	W	69-43 (H)
2008-09	W	74-54 (H)
2012-13	W	94-42 (H)

MIAMI: 37-12

HOME	AWAY	NEUTRAL
15-4	14-6	8-2
ACC GAMES: 15-6		
HOME	AWAY	TOURNAMENT
9-2	7-4	2-0
1974-75	W	59-45 (N)
1977-78	W	66-56 (N)
1978-79	W	73-57 (N)
	W	74-64 (A)
	W	79-53 (H)
1979-80	W	82-64 (H)
	W	93-74 (A)
	W	72-61 (N)
1980-81	W	87-73 (H)
	W	62-55 (A)
	L	70-79 (N)
1981-82	W	77-74 (A)
	W	66-52 (H)
	W	84-80 (N)
1983-84	W	76-64 (N)
1984-85	L	65-79 (A)
	L	67-74 (H)
1986-87	W	75-74 (A)
	L	



SERIES RECORDS

NEBRASKA: 1-2

HOME	AWAY	NEUTRAL	
0-1	0-1	1-0	
1982-83	W	100-84	(N)
2011-12	L	63-66	(H)
2012-13	L	77-78	(A)

NEW MEXICO STATE: 1-0

HOME	AWAY	NEUTRAL	
0-0	1-0	0-0	
1987-88	W	73-64	(A)

NEW ORLEANS: 3-3

HOME	AWAY	NEUTRAL	
1-1	2-2	0-0	
1978-79	W	101-66	(A)
1986-87	L	59-87	(A)
1987-88	L	61-71	(H)
1994-95	L	67-75	(A)
1995-96	W	62-51	(H)
2004-05	W	62-44	(A)

NORTH CAROLINA: 10-33

HOME	AWAY	NEUTRAL	
5-15	3-16	2-2	

ACC GAMES: 8-32

HOME	AWAY	TOURNAMENT	
5-15	3-15	0-2	
1981-82	W	77-68	(N)
1982-83	W	75-74	(N)
1987-88	L	79-82	(A)
1991-92	W	70-61	(H)
	L	52-69	(A)
	L	69-81	(N)
1992-93	W	85-66	(A)
	L	60-73	(H)
1993-94	L	61-102	(A)
	L	48-71	(H)
1994-95	L	52-77	(H)
	L	47-92	(A)
1995-96	L	59-67	(A)
	W	73-64	(H)
1996-97	L	63-88	(H)
	L	56-82	(A)
1997-98	L	77-103	(A)
	L	58-75	(H)
1998-99	L	101-112	(OT) (H)
	L	76-87	(A)
1999-00	L	67-77	(A)
	L	74-78	(H)
2000-01	L	62-75	(H)
	W	80-78	(OT) (A)
2001-02	L	81-93	(H)
	L	63-93	(A)
2002-03	L	53-74	(H)
	L	56-72	(A)
2003-04	L	60-66	(A)
	L	58-71	(H)
2004-05	W	79-73	(OT) (H)
2005-06	L	51-68	(A)
2006-07	L	59-80	(H)
2007-08	L	77-97	(A)
2008-09	W	77-70	(H)
2009-10	W	83-73	(A)
2010-11	L	75-84	(H)
	L	65-78	(N)
	L	66-71	(H)
2011-12	L	62-72	(A)
2012-13	L	80-73	(H)
2013-14	L	61-65	(H)
2014-15	L	63-71	(A)

N. CAROLINA-ASHEVILLE: 2-0

HOME	AWAY	NEUTRAL	
2-0	0-0	0-0	
1988-89	W	99-58	(H)
2000-01	W	89-64	(H)

NORTH CAROLINA A&T: 1-0

HOME	AWAY	NEUTRAL	
0-0	0-0	1-0	
2008-09	W	83-71	(N)

NORTH GEORGIA COLLEGE: 0-1

HOME	AWAY	NEUTRAL	
0-0	0-0	0-1	
1973-74	L	33-64	(N)

UNC-GREENSBORO 2-0

HOME	AWAY	NEUTRAL	
1-0	1-0	0-0	
2012-13	W	93-63	(A)
2013-14	W	93-59	(H)

NC STATE: 14-27

HOME	AWAY	NEUTRAL	
8-10	6-14	0-3	

ACC GAMES: 14-27

HOME	AWAY	TOURNAMENT	
8-10	6-14	0-3	
1991-92	W	76-75	(H)
	W	86-79	(A)
1992-93	L	67-75	(A)
	L	47-57	(H)
1993-94	L	46-51	(H)
	W	59-58	(A)
1994-95	L	68-91	(A)
	L	55-70	(H)
1995-96	L	71-76	(H)
	L	64-78	(A)
1996-97	L	52-88	(H)
	L	36-75	(A)
1997-98	L	60-72	(A)
	L	62-72	(H)
1998-99	L	54-65	(H)
	L	59-84	(A)
1999-00	L	58-62	(H)
	L	62-72	(A)
2000-01	W	74-70	(H)
	L	66-85	(A)
2001-02	W	80-74	(H)
	L	60-64	(A)
2002-03	W	64-55	(H)
	L	52-57	(A)
2003-04	L	64-79	(H)
	L	55-65	(A)
2004-05	L	43-71	(A)
2005-06	W	75-61	(H)
	L	60-64	(N)
2006-07	L	51-68	(A)
	L	49-76	(N)
2007-08	W	57-54	(H)
2008-09	W	64-59	(A)
2009-10	W	74-71	(H)
2010-11	W	76-69	(A)
2011-12	W	67-64	(A)
	L	71-74	(N)
2012-13	W	82-74	(A)
	L	69-76	(H)
2013-14	L	57-80	(A)
2014-15	W	72-52	(H)

NORTH FLORIDA: 4-0

HOME	AWAY	NEUTRAL	
3-0	1-0	0-0	
2008-09	W	60-49	(A)
2009-10	W	79-50	(H)
2013-14	W	61-42	(H)
2014-15	W	79-58	(H)

NORTHEAST MISSOURI: 1-0

HOME	AWAY	NEUTRAL	
1-0	0-0	0-0	
1978-79	W	87-67	(H)

NORTHERN ARIZONA: 0-1

HOME	AWAY	NEUTRAL	
0-0	0-1	0-0	
2002-03	L	69-79	(A)

NORTHERN COLORADO: 1-0

HOME	AWAY	NEUTRAL	
0-0	0-0	1-0	
2008-09	W	75-32	(N)

NORTHERN ILLINOIS: 1-1

HOME	AWAY	NEUTRAL	
1-0	0-1	0-0	
1991-92	W	99-74	(H)
1992-93	L	80-86	(A)

NOTRE DAME: 0-4

HOME	AWAY	NEUTRAL	
0-1	0-1	0-2	

ACC GAMES: 0-4

HOME	AWAY	TOURNAMENT	
0-1	0-1	0-2	
2013-14	L	60-81	(H)
	L	57-83	(N)
2014-15	L	68-74	(A)
	L	58-71	(N)

NW LOUISIANA: 1-0

HOME	AWAY	NEUTRAL	
1-0	0-0	0-0	
1979-80	W	85-81	(H)

OAKLAND: 1-1

HOME	AWAY	NEUTRAL	
1-0	0-1	0-0	
2006-07	W	74-69	(H)
2007-08	L	75-85	(A)

OHIO STATE: 1-1

HOME	AWAY	NEUTRAL	
0-0	0-1	1-0	
2007-08	W	60-49	(N)
2011-12	L	75-78	(OT) (A)

OLD DOMINION: 1-1

HOME	AWAY	NEUTRAL	
0-0	0-1	1-0	
1981-82	L	65-100	(A)
2006-07	W	85-75	(N)

OKLAHOMA STATE: 1-1

HOME	AWAY	NEUTRAL	
0-0	0-0	1-1	
1982-83	W	72-52	(N)
2007-08	L	72-73	(OT) (N)

ORAL ROBERTS: 2-1

HOME	AWAY	NEUTRAL	
2-1	0-0	0-0	
1979-80	L	68-74	(H)
1991-92	W	104-59	(H)
1992-93	W	74-53	(H)

OREGON STATE: 0-1

HOME	AWAY	NEUTRAL	
0-0	0-0	0-1	
1981-82	L	60-76	(N)

PACIFIC: 1-0

HOME	AWAY	NEUTRAL	
0-0	0-0	1-0	
2013-14	W	73-66	(N)

PENSACOLA JC: 2-0

HOME	AWAY	NEUTRAL	
1-0	1-0	0-0	
1975-76	W	73-51	(A)
1976-77	W	86-40	(H)

PENN STATE: 1-3

HOME	AWAY	NEUTRAL	
1-1	0-0	0-2	
1982-83	L	84-86	(N)
1983-84	L	68-96	(N)
1989-90	L	73-83	(H)
2008-09	W	73-60	(H)

PEPPERDINE: 1-1

HOME	AWAY	NEUTRAL	
0-0	0-1	1-0	
1981-82	W	76-63	(N)
1998-99	L	72-75	(A)

PITTSBURGH: 2-0

HOME	AWAY	NEUTRAL	
1-0	1-0	0-0	

ACC GAMES: 2-0

HOME	AWAY	TOURNAMENT	
1-0	1-0	0-0	
2013-14	W	78-69	(A)
2014-15	W	58-43	(H)

PRAIRIE VIEW A&M: 1-0

HOME	AWAY	NEUTRAL	
1-0	0-0	0-0	
2013-14	W	88-37	(H)

PRINCETON: 1-0

HOME	AWAY	NEUTRAL	
0-0	0-0	1-0	
2012-13	W	60-44	(N)

PURDUE: 2-0

HOME	AWAY	NEUTRAL	
0-0	2-0	0-0	
1981-82	W	65-39	(A)
2014-15	W	67-64	(OT) (A)

RADFORD: 0-1

HOME	AWAY	NEUTRAL	
0-1	0-0	0-0	
1985-86	L	80-87	(H)

RHODE ISLAND: 0-1

HOME	AWAY	NEUTRAL	
0-1	0-0	0-0	
1993-94	L	71-76	(H)

RICE: 1-0

HOME	AWAY	NEUTRAL	
1-0	0-0	0-0	
1986-87	W	62-50	(H)

RICHMOND: 2-1

HOME AWAY NEUTRAL

0-0	0-1	2-0	
-----	-----	-----	--



SERIES RECORDS

SOUTH FLORIDA: 33-4

HOME	AWAY	NEUTRAL	
17-2	13-2	3-0	
1972-73	W	61-32	(N)
1973-74	W	64-39	(H)
1974-75	W	68-40	(H)
	W	70-53	(H)
1975-76	W	57-41	(H)
	W	67-59	(A)
1976-77	W	69-46	(H)
1977-78	W	72-58	(A)
	W	84-76	(OT) (H)
	L	65-70	(A)
	W	86-61	(A)
	L	59-61	(H)
1978-79	W	89-80	(H)
	W	73-56	(H)
1979-80	W	87-58	(A)
	W	100-88	(A)
1980-81	W	79-41	(H)
	W	71-61	(A)
1981-82	W	80-60	(A)
	W	77-49	(H)
1982-83	W	71-52	(H)
1983-84	W	81-73	(A)
1984-85	L	71-79	(H)
	W	74-69	(A)
1985-86	W	58-47	(A)
	W	78-68	(H)
1988-89	W	85-74	(H)
	W	94-85	(A)
1992-93	W	87-68	(H)
1994-95	W	64-45	(H)
1995-96	W	56-55	(N)
1996-97	W	68-59	(A)
1997-98	W	71-59	(N)
1998-99	W	83-74	(H)
1999-00	L	74-84	(A)
2002-03	W	82-78	(A)
2003-04	W	65-58	(H)
2011-12	W	62-49	(N)

SE LOUISIANA: 1-1

HOME	AWAY	NEUTRAL	
0-2	1-0	0-0	
1979-80	L	70-73	(H)
1980-81	W	94-68	(A)

SE MISSOURI STATE: 2-0

HOME	AWAY	NEUTRAL	
1-0	1-0	0-0	
2006-07	W	64-50	(A)
2008-09	W	68-31	(H)

SOUTHERN ILLINOIS: 0-1

HOME	AWAY	NEUTRAL	
0-0	0-0	0-1	
1994-95	L	52-56	(N)

SOUTHERN MISS: 4-16

HOME	AWAY	NEUTRAL	
3-6	1-8	0-2	
1979-80	L	65-107	(N)
1980-81	L	69-73	(A)
1981-82	L	84-94	(H)
1983-84	L	75-84	(A)
	L	53-58	(H)
1984-85	L	52-81	(A)
	L	61-66	(H)
1985-86	L	67-74	(A)
	L	76-89	(H)
1986-87	W	64-62	(A)
	L	75-84	(H)
1987-88	L	60-69	(H)
	L	68-84	(A)
1988-89	W	78-75	(H)
	L	66-84	(A)
1989-90	L	73-77	(A)
	W	97-72	(H)
	L	78-90	(N)
1990-91	W	96-76	(H)
	L	90-93	(A)

SW MISSOURI STATE: 0-3

HOME	AWAY	NEUTRAL	
0-1	0-2	0-0	
1990-91	L	63-68	(A)
1996-97	L	52-66	(A)
1997-98	L	57-68	(H)

STANFORD: 2-2

HOME	AWAY	NEUTRAL	
0-0	1-0	1-2	
1983-84	W	73-58	(N)
2005-06	L	70-88	(N)
2006-07	W	68-61	(A)
2013-14	L	44-63	(N)

STETSON: 17-3

HOME	AWAY	NEUTRAL	
12-2	5-1	0-0	
1976-77	W	78-29	(H)
	W	72-57	(A)
1978-79	W	90-53	(A)
	W	89-56	(H)
1981-82	W	81-54	(H)
1982-83	W	102-42	(H)
	W	77-64	(A)
1985-86	W	76-72	(A)
	L	68-74	(H)
1986-87	L	50-55	(H)
1987-88	L	69-75	(A)
1988-89	W	70-64	(H)
1989-90	W	77-70	(A)
1990-91	W	114-71	(H)
1996-97	W	80-56	(H)
2006-07	W	70-44	(H)
2009-10	W	101-35	(H)
2010-11	W	92-44	(H)
2012-13	W	77-44	(H)
2013-14	W	79-49	(H)

SYRACUSE: 2-0

HOME	AWAY	NEUTRAL	
1-0	1-0	0-0	

ACC GAMES: 2-0

HOME	AWAY	TOURNAMENT	
1-0	1-0	0-0	
2013-14	W	83-59	(A)
2014-15	W	62-62	(H)

TALLADEGA COLLEGE: 0-1

HOME	AWAY	NEUTRAL	
0-0	0-0	0-1	
1975-76	L	55-100	(N)

TAMPA: 7-0

HOME	AWAY	NEUTRAL	
5-0	1-0	1-0	
1974-75	W	48-36	(N)
1975-76	W	66-48	(A)
	W	82-50	(H)
1978-79	W	90-56	(H)
1981-82	W	90-50	(H)
1985-86	W	88-77	(H)
1994-95	W	64-62	(H)

TEMPLE: 4-1

HOME	AWAY	NEUTRAL	
1-0	3-0	0-1	
1982-83	W	74-69	(A)
1995-96	L	67-72	(N)
2008-09	W	86-67	(A)
2009-10	W	77-64	(H)
2014-15	W	66-62	(A)

TENNESSEE: 0-2

HOME	AWAY	NEUTRAL	
0-1	0-1	0-0	
1984-85	L	56-67	(H)
1985-86	L	43-89	(A)

TENNESSEE-CHATTANOOGA: 1-4

HOME	AWAY	NEUTRAL	
0-2	0-2	1-0	
1982-83	W	94-77	(N)
1993-94	L	85-86	(A)
1995-96	L	58-60	(H)
1999-00	L	69-78	(H)
2000-01	L	67-72	(A)

TENNESSEE-MARTIN: 1-0

HOME	AWAY	NEUTRAL	
1-0	0-0	0-0	
2013-14	W	76-53	(H)

TENNESSEE TECH: 1-0

HOME	AWAY	NEUTRAL	
0-0	0-0	1-0	
1992-93	W	88-72	(N)

TEXAS: 0-1

HOME	AWAY	NEUTRAL	
0-0	0-0	0-1	
1983-84	L	43-89	(N)

TEXAS ARLINGTON: 1-0

HOME	AWAY	NEUTRAL	
1-0	0-0	0-0	
2004-05	W	72-70	(H)

TEXAS A&M: 1-1

HOME AWAY NEUTRAL

1-0	0-1	0-0	
2007-08	L	67-81	(A)
2008-09	W	60-53	(H)

TCU: 0-1

HOME	AWAY	NEUTRAL	
0-0	0-0	0-1	
2003-04	L	68-81	(N)

TEXAS-SAN ANTONIO: 1-0

HOME	AWAY	NEUTRAL	
0-0	0-0	1-0	
2009-10	W	65-50	(N)

TEXAS TECH: 0-1

HOME	AWAY	NEUTRAL	
0-0	0-0	0-1	
1983-84	L	43-89	(N)

TIFT: 1-0

HOME	AWAY	NEUTRAL	
0-0	0-0	1-0	
1974-75	W	58-47	(N)

TOLEDO: 1-0

HOME	AWAY	NEUTRAL	
1-0	0-0	0-0	
1986-87	W	80-64	(H)

TOWSON: 1-0

HOME	AWAY	NEUTRAL	
0-0	0-0	1-0	
2004-05	W	67-56	(N)

TROY: 2-2

HOME	AWAY	NEUTRAL	
2-0	0-1	0-1	
1977-78	W	71-61	(H)
	L	63-80	(A)
1979-80	L	78-92	(N)
2003-04	W	80-42	(H)

TULANE: 12-7

HOME	AWAY	NEUTRAL	
7-3	4-4	1-0	
1978-79	L	65-78	(H)
1979-80	L	74-95	(H)
	L	65-75	(H)
	L	60-70	(A)
1980-81	L	60-70	(A)
1981-82	W	89-70	(H)
1982-83	W	81-56	(H)
	W	91-65	(A)
1983-84	L	71-77	(A)
	L	86-79	(H)
1984-85	L	56-59	(A)
	L	81-47	(H)
1985-86	W	71-70	(H)
	L	60-75	(A)
1989-90	W	103-66	(H)
	W	100-45	(A)
1990-91	W	87-60	(H)
	W	104-66	(A)
2000-01	W	72-70	(N)
2014-15	W	65-54	(A)

TULSA: 3-1

HOME	AWAY	NEUTRAL	
2-0	1-1	0-0	
1998-99	W	76-67	(A)
1999-00	W	77-70	(H)
2005-06	L	71-80	(A)
2006-07	W	60-43	(H)

TUSKEGEE: 2-0

HOME	AWAY	NEUTRAL	
0-0	0-0	2-0	
1972-73	W	67-42	(N)
1973-74	W	66-57	(N)

UAB: 6-5

HOME	AWAY	NEUTRAL	
4-2	2-1	0-0	
1978-79	L	85-87	
	L	79-95	



SERIES RECORDS

2009-10	W	68-50	(H)
	W	59-58	(A)
2010-11	W	61-51	(H)
	W	78-74	(A)
2011-12	L	52-62	(A)
	L	57-66	(H)
2012-13	L	60-72	(A)
2013-14	L	68-85	(A)
	W	82-70	(H)
2014-15	W	65-56	(A)

VIRGINIA TECH: 24-10

HOME	AWAY	NEUTRAL
14-2	9-6	1-2

ACC GAMES: 13-2

HOME	AWAY	TOURNAMENT
6-1	6-1	1-0

1979-80	W	67-57	(H)
	L	54-77	(H)
1981-82	W	93-82	(A)
1983-84	L	63-68	(A)
1984-85	W	85-77	(H)
	L	65-86	(N)
1985-86	L	68-73	(A)
1986-87	L	78-91	(A)
	W	70-65	(H)
	L	67-68	(N)
1987-88	W	61-59	(H)
	L	81-97	(A)
	L	67-68	(A)
1988-89	W	69-66	(H)
	W	68-64	(A)
1989-90	W	69-52	(H)
	W	78-64	(A)
1990-91	W	76-53	(H)
	W	77-57	(H)
2000-01	W	81-78	(A)
2004-05	W	94-83	(H)
	L	69-76	(H)
2005-06	L	70-60	(A)
2007-08	W	67-63	(H)
2008-09	W	67-63	(A)
2009-10	W	78-68	(H)
2010-11	W	79-48	(A)
2011-12	W	75-40	(A)
	W	78-60	(H)
2012-13	W	70-56	(H)
	L	52-71	(A)
2013-14	W	70-54	(H)
2014-15	W	59-44	(A)
	W	82-43	(N)

WAKE FOREST: 24-17

HOME	AWAY	NEUTRAL
13-4	9-11	2-2

ACC GAMES: 24-16

HOME	AWAY	TOURNAMENT
13-4	9-11	2-2

1991-92	W	86-83	(A)
	L	64-67	(H)
1992-93	L	53-57	(A)
	W	77-73	(H)
1993-94	W	66-60	(H)
	L	79-82	(A)
	L	57-72	(N)
1994-95	W	68-61	(A)
	L	61-66	(H)
1995-96	L	71-88	(H)
	L	52-54	(A)
1996-97	L	68-79	(A)
	L	59-63	(H)
	L	59-70	(N)
1997-98	W	64-63	(H)
	W	63-56	(A)
1998-99	W	80-57	(H)
	L	68-80	(A)
1999-00	L	59-64	(A)
	W	76-47	(H)
2000-01	L	69-79	(A)
	W	73-61	(H)
2001-02	L	73-77	(A)
	W	63-56	(H)
2002-03	W	63-61	(A)
	W	62-60	(H)
2003-04	W	81-73	(A)
	W	67-54	(H)
2004-05	W	71-69	(A)
2005-06	W	70-57	(H)
2006-07	W	74-57	(A)
	W	70-53	(N)
2007-08	W	80-54	(H)
	W	57-52	(N)
2008-09	W	58-47	(A)
2009-10	W	83-38	(H)
2010-11	W	82-79	(A)
2011-12	L	55-65	(A)
2012-13	L	72-80	(H)
2013-14	L	54-78	(A)
2014-15	W	110-80	(H)

2005-06	W	75-67	(H)
2009-10	W	80-47	(H)
2010-11	W	82-79	(A)

WASHINGTON: 0-4

HOME	AWAY	NEUTRAL
0-1	0-1	0-2

2005-06	L	69-71	(H)
2006-07	L	65-84	(A)
2008-09	L	60-62	(N)
2014-15	L	68-80	(N)

WESTERN CAROLINA: 4-0

HOME	AWAY	NEUTRAL
3-0	1-0	0-0

1998-99	W	83-39	(H)
---------	---	-------	-----

WESTERN KENTUCKY: 0-2

HOME	AWAY	NEUTRAL
0-0	0-0	0-2

1983-84	L	74-79	(N)
1990-91	L	69-72	(N)

WEST FLORIDA: 1-0

HOME	AWAY	NEUTRAL
1-0	0-0	0-0

1975-76	W	100-16	(H)
---------	---	--------	-----

WEST GEORGIA: 2-4

HOME	AWAY	NEUTRAL
1-0	1-3	0-1

1972-23	L	34-60	(N)
1973-74	L	43-64	(A)
1975-76	L	61-88	(A)
1976-77	L	54-79	(A)
1978-79	W	73-59	(A)
1985-86	W	67-57	(H)

WISCONSIN: 1-0

HOME	AWAY	NEUTRAL
1-0	0-0	0-0

1987-88	W	100-67	(H)
---------	---	--------	-----

WISC. GREEN BAY: 0-1

HOME	AWAY	NEUTRAL
0-0	0-0	0-1

1994-95	L	60-88	(N)
	W	63-56	(A)
1998-99	W	80-57	(H)
	L	68-80	(A)

WISC. MILWAUKEE: 1-0

HOME	AWAY	NEUTRAL
1-0	0-0	0-0

2003-04	W	72-70	(H)
---------	---	-------	-----

WRIGHT STATE: 1-0

HOME	AWAY	NEUTRAL
1-0	0-0	0-0

2002-03	W	84-69	(H)
---------	---	-------	-----

HAVIER: 1-2

HOME	AWAY	NEUTRAL
1-0	0-2	0-0

2000-01	L	72-75	(A)
2004-05	W	56-48	(H)
2005-06	L	68-75	(A)

YALE: 1-1

HOME	AWAY	NEUTRAL
1-0	0-1	0-0

2010-11	L	85-91	(A)
2011-12	W	92-58	(H)



YEAR-BY-YEAR RESULTS

1970-71

HEAD COACH BARBARA HOLLINGSWORTH
No Records

1971-72

HEAD COACH LINDA WARREN
No records

1972-73

HEAD COACH EDDIE CUBBON

1972-73 (11-5)

Florida A&M	(H)	53-47	W
Buck Green	(H)	62-35	W
Seminoles	(H)	70-26	W
Miami Dade JC South	(N)	31-41	L
Flagler College	(A)	48-47	W
West Georgia	(N)	34-60	L
Miami Dade JC North	(N)	46-32	W
Florida A&M	(A)	57-52	W
Wise Realty	(A)	28-34	L
South Florida	(N)	61-32	W
Miami Dade JC North	(A)	39-46	L
Flagler College	(N)	46-39	W
All-Stars	(H)	52-27	W
Mercer	(N)	42-62	L
Tuskegee	(N)	67-42	W
East Central College	(N)	45-44	W

1973-74

HEAD COACH JOEL THIRER

1973-74 (9-6)

Florida	(A)	39-44	L
North Georgia College	(N)	33-64	L
Flagler College	(H)	31-41	L
Mercer	(N)	49-72	L
West Georgia	(A)	43-64	L
Auburn	(N)	53-52	W
South Florida	(H)	64-39	W
Flagler College	(H)	76-49	W
Florida	(H)	48-45	W
Barry	(N)	50-33	W
Flagler College	(N)	52-36	W
Florida	(N)	54-35	W
Florida	(N)	32-31	W
Mercer	(N)	47-64	L
Tuskegee	(N)	66-57	W

1974-76

HEAD COACH MILLIE USHER

1974-75 (15-16)

Albany State	(H)	62-55	W
Valdosta State	(A)	42-53	L
Florida A&M	(H)	77-34	W
Shorter College	(H)	52-65	L
Shorter College	(H)	63-78	L
Savannah State	(H)	48-70	L
South Florida	(N)	68-40	W
Miami-Dade South	(N)	59-41	W
Rollins College	(N)	61-48	W
Florida	(N)	44-67	L
Flagler	(A)	51-60	L
Florida	(H)	53-47	W
Georgia Tech	(N)	58-22	W
Shorter College	(A)	36-54	L
Tift	(N)	58-47	W
Valdosta State	(N)	50-54	L
Georgia Southern	(A)	53-65	L
Valdosta State	(H)	50-54	L
Albany State	(A)	43-61	L
Florida A&M	(A)	47-26	W
Florida	(A)	41-49	L
Tampa	(N)	48-36	W
Flagler	(N)	52-59	L
Miami	(N)	59-45	W
South Florida	(N)	70-53	W
Florida	(N)	44-28	W
Flagler	(N)	59-55	W
Flagler	(N)	45-53	L
Miami-Dade North	(N)	59-40	W
Auburn	(N)	51-64	L
Fort Valley	(N)	43-58	L

1975-76 (12-12)

Rollins	(H)	56-43	W
Albany State	(H)	50-71	L
West Florida	(H)	100-16	W
South Florida	(H)	57-41	W
Tampa	(A)	66-48	W
South Florida	(A)	67-59	W

Rollins	(A)	64-56	W
Valdosta State	(H)	44-99	L
Tampa	(H)	82-50	W
West Georgia	(A)	61-88	L
Tallahadega College	(N)	55-100	L
College of Charleston	(N)	61-93	L
Albany State	(A)	44-73	L
Miami-Dade South	(N)	67-70	L
Florida International	(N)	58-35	W
Pensacola Jr College	(A)	73-51	W
Florida	(H)	65-59	W
Georgia Southern	(A)	54-83	L
Florida	(A)	45-64	L
Miami-Dade Dntn	(A)	73-51	W
Florida International	(N)	81-44	W
Florida	(N)	45-68	L
Valdosta State	(A)	50-101	L
Florida	(N)	39-55	L

1976-79

HEAD COACH DIANNE MURPHY

1976-77 (11-12)

Albany State	(A)	38-87	L
Mercer	(A)	53-96	L
Florida	(A)	54-80	L
Valdosta State	(H)	65-104	L
John Abbott College	(H)	62-60	W
Stetson	(H)	78-29	W
Florida	(H)	65-67	L
Rollins	(A)	87-52	W
Florida Tech	(A)	77-63	W
Dayton	(H)	104-33	W
South Alabama	(H)	87-66	W
Albany State	(H)	65-79	L
Alabama State	(N)	73-80	L
West Georgia	(A)	54-79	L
Judson College	(N)	97-79	W
Stetson	(A)	72-57	W
Pensacola Jr College	(H)	86-40	W
Valdosta State	(A)	60-92	L
South Florida	(N)	69-46	W
Florida	(N)	67-72	L
Florida International	(N)	66-41	W
Florida	(N)	60-72	L
Delta State	(A)	60-106	L

1977-78 (8-9)

Georgia Southern	(A)	59-86	L
Valdosta State	(H)	57-92	L
Florida	(H)	93-66	W
Troy State	(H)	71-67	W
Memphis State	(A)	69-91	L
South Carolina	(N)	52-115	L
South Florida	(A)	72-58	W
Georgia Southern	(H)	71-79	L
John Abbott College	(H)	71-67	W
Florida A&M	(H)	84-69	W
Miami	(A)	66-56	W
Albany State	(H)	86-94	L
Florida	(A)	63-102	L
South Florida	(H)	84-76(OT)	W
South Florida*	(N)	65-70	L
South Florida*	(N)	86-61	W
South Florida*	(N)	59-61	L

1978-79 (18-14)

Mississippi State	(N)	60-64	L
South Alabama	(A)	76-43	W
Mercer	(H)	73-83	L
NE Missouri	(H)	87-61	W
Stetson	(A)	90-53	W
South Florida	(H)	89-80	W
Florida	(H)	88-79	W
New Orleans	(A)	64-62	W
Tulane	(A)	65-78	L
Louisville	(N)	60-94	L
Cincinnati	(N)	61-57	W
Alabama-Birmingham	(A)	85-87	L
Memphis State	(H)	78-101	L
South Florida	(A)	73-56	W
Florida	(A)	91-72	W
Miami	(H)	79-53	W
New Orleans	(H)	101-66	W
Florida A&M	(H)	79-84(OT)	L
Louisville	(H)	73-77	L
West Georgia	(A)	73-59	W
Alabama State	(N)	73-95	L
Alabama-Birmingham	(H)	79-95	L
Miami	(A)	74-64	W
Winthrop College	(A)	63-71	L
Appalachian State	(N)	83-89	L
Florida A&M	(A)	61-77	L
Stetson	(H)	89-56	W

Tampa	(H)	90-56	W
Miami	(N)	73-57	W
Florida	(N)	89-85	W
Florida	(N)	101-94	W
Delta State	(N)	64-93	L

1979-86

HEAD COACH JAN DYKHEHOUSE-ALLEN

1979-80 (13-22)

Mississippi State	(H)	61-73	L
Alabama-Birmingham	(A)	85-95	L
South Carolina	(H)	68-93	L
South Florida	(A)	87-58	W
Florida A&M	(H)	74-61	W
Southern Mississippi	(N)	65-107	L
Troy State	(N)	78-92	L
Belhaven	(N)	81-75	W
Miami	(A)	82-64	W
Oral Roberts	(H)	68-74	L
Virginia Tech	(H)	67-57	W
Louisville	(H)	67-86	L
Tulane	(H)	74-95	L
Mississippi College	(A)	50-90	L
Alabama	(A)	61-88	L
Alabama-Birmingham	(A)	82-96	L
Florida	(A)	92-77	W
Miami	(H)	93-74	W
East Carolina	(A)	61-69	L
Mississippi	(A)	52-80	L
Louisville	(A)	60-77	L
Mercer	(A)	86-100	L
Northwest Louisiana	(N)	85-81	W
Florida	(H)	88-84	W
Florida Southern	(H)	97-58	W
Virginia Tech	(H)	54-77	L
Southeast Louisiana	(H)	70-73	L
Tulane	(A)	65-75	L
Florida A&M	(A)	60-67	L
South Florida	(A)	100-88	W
Florida	(N)	67-78	L
Miami	(N)	72-61	W
Florida	(N)	84-76	W
Florida	(N)	71-84	L
Mercer	(N)	75-84	L

1980-81 (14-15, 1-3 METRO)

11/20	Georgia Tech	(A)	84-97	L
11/21	Georgia State	(A)	79-96	L
11/25	South Alabama	(A)	79-82	L
11/28	Valdosta State*	(N)	58-62	L
11/29	Alabama*	(N)	77-76	W
12/3	Florida	(H)	90-48	W
12/6	Miami	(H)	87-73	W
12/12	Central Florida	(H)	92-75	W
12/13	Denver	(H)	93-41	W
12/18	Miss U/Women**	(A)	73-70	W
12/19	Central Missouri**	(N)	60-69	L
12/20	Clemson**	(N)	59-78	L
1/7	Indiana	(H)	76-79	L
1/8	East Carolina	(H)	67-78	L
1/10	Cincinnati	(A)	65-91	L
1/14	Florida A&M	(H)	76-64	W
1/16	South Florida	(H)	79-41	W
1/22	S.E. Louisiana	(A)	94-68	W
1/24	Southern Miss	(A)	69-73	L
1/26	Mercer	(H)	76-80	L
1/29	South Carolina	(A)	57-69	L
1/31	Miami	(A)	62-55	W
2/5	Tulane+	(A)	60-70	W
2/7	St. Louis+	(N)	78-56	W
2/11	Florida	(A)	81-83	L
2/12	South Florida	(A)	71-61	W
2/14	Florida A&M	(A)	76-61	W
2/16	South Alabama	(H)	80-67	W
2/17	Miami++	(N)	70-79	L

*Lady Sunshine Classic, Orlando, FL
**MUW Christmas Tournament, Columbus, MS
+Metro Conference Tournament, New Orleans, LA
++FAIA State Tournament, Daytona Beach, FL

1981-82 (28-10, 2-3 METRO)

11/23	Stetson	(H)	81-54	W
11/26	McNeese State*	(N)	69-62	W
11/28	Valdosta State*	(N)	82-69	W
12/1	Central Florida	(H)	75-65	W
12/4	Kent State**	(N)	80-66	W
12/5	Purdue**	(A)	65-39	W
12/8	Florida	(H)	60-63	L
12/11	Fla International	(A)	74-64	W
12/12	Miami	(A)	77-74	W
12/19	South Alabama	(H)	99-44	W

Lewis University+	(A)	94-46	W
Miami-Ohio+	(A)	89-68	W
North Carolina+	(A)	77-68	W
South Florida	(A)	80-60	W
Miss U - Women	(H)	76-54	W
Florida	(A)	86-79	W
Virginia Tech	(A)	93-72	W
#7/ Old Dominion	(A)	65-100	L
Florida A&M	(A)	86-87	L
#14/ Memphis St.	(H)	90-104	L
#12/ South Carolina	(H)	81-82	L
Southern Miss	(H)	84-94	L
Louisville	(A)	73-89	L
Tulane	(A)	89-70	W
Florida A&M	(H)	59-58	W
Miami	(H)	66-52	W
#18/ Mississippi	(H)	63-61	W
Tampa	(H)	90-50	W
South Florida	(H)	77-49	W
Miami++	(N)	84-80	W
Florida A&M++	(N)	76-65	W
Mississippi Col*	(H)	71-69	W
Ga Southern^	(H)	78-81	L
Miss Valley^	(H)	83-95	L
Pepperdine#	(H)	76-63	W
Brigham Young#	(N)	75-71	W
Oregon State#	(N)	60-76	L

Record includes Feb. 5 forfeit win over St. Louis
*Lady Seminole Classic, Tallahassee, FL
**Boilermaker Premier, W. Lafayette, IN
+Hurricane New Year's Classic, Miami, FL
++FAIAW State Tournament, Daytona Beach, FL
^AIWA Region III Tournament
#NWIT

1982-83 (24-6, 5-1 METRO)

11/26	Tenn-Chatt*	(H)	94-77	W
11/27	North Carolina*	(H)	75-74	W
12/1	Albany State	(H)	94-52	W
12/4	Stetson	(H)	102-42	W
12/6	Alabama	(A)	73-64	W
12/10	#11/ Penn State**	(N)	84-86	L
12/11	Delta State**	(N)	75-67	W
12/31	Nebraska+	(N)	100-84	W
1/2	Army+	(N)	69-60	W
1/3	Oklahoma State+	(N)	72-52	W
1/6	Temple	(A)	74-69	W
1/7	St. Joseph's	(A)	59-54	W
1/11	Monclair St (OT)	(H)	89-81	W
1/15	Tulane	(H)	81-56	W
1/17	Memphis State	(A)	90-82	W
1/19	Florida A&M	(A)	66-60	W
1/22	Alabama-Birm	(A)	73-75	L
1/24	Auburn	(A)	43-73	L
1/27	Florida	(A)	68-63	W
1/28	Stetson	(A)	77-64	W
2/3	South Florida	(H)	71-52	W
2/5	Tulane	(A)	91-65	W
2/9	Florida A&M	(H)	82-65	W
2/12	Fla International	(H)		



YEAR-BY-YEAR RESULTS

2/6	South Carolina	(A)	62-69	L
2/11	Southern Miss	(H)	53-58	L
2/13	Florida	(A)	57-65	L
2/15	Florida A&M	(H)	80-64	W
2/20	Tulane	(H)	86-79	W
2/23	Alaska*	(A)	77-63	W
2/24	#1/ Texas*	(N)	43-89	L
2/26	Idaho*	(N)	74-75	L
3/5	Cincinnati#	(N)	83-72	W
3/7	Memphis State#	(N)	64-80	L
	Louisville		77-88	L

*Lady Buff Classic, Boulder, CO
 **Louisville Tech Classic, Louisville, KY
 +Miami Masonic Classic, Miami, FL
 ++Duval Hotel Classic, Tallahassee, FL
 *Northern Lights Shootout, Anchorage, AK
 #Metro Conference Tournament, Cincinnati, OH

1984-85 (7-21, 2-9 METRO)

11/14	Albany State	(H)	66-60	W
11/23	Colorado	(H)	70-61	W
11/26	Georgetown	(A)	69-77	L
12/3	Central Florida	(H)	76-93	L
12/7	Michigan	(H)	71-76	L
12/8	Wichita State	(H)	54-70	L
12/15	Miami	(A)	65-79	L
12/31	Fordham*	(A)	88-81	W
1/2	Fairfield*	(A)	64-71	L
1/6	Virginia Tech	(H)	85-77	W
1/10	Cincinnati	(A)	73-83	L
1/12	Florida	(A)	74-89	L
1/14	S Florida (OT)	(H)	71-69	W
1/16	Florida	(A)	43-64	L
1/19	South Carolina	(H)	61-70	L
1/24	Southern Miss	(A)	61-66	L
1/26	Tulane	(A)	56-59	L
1/30	#10/ Auburn	(A)	58-76	L
2/8	#124 Tennessee	(H)	56-67	L
2/10	Tulane	(H)	81-47	W
2/12	Florida A&M	(H)	57-61	L
2/16	Southern Miss	(H)	61-66	L
2/26	Florida	(H)	58-79	L
2/23	#122 Memphis St.	(H)	64-76	L
2/25	#121 Miami	(H)	67-74	L
	Memphis State		67-84	L
3/1	South Florida	(A)	74-69	W
3/3	Virginia Tech**	(N)	65-86	L

*Women's Court Classic, Miami, FL
 **Metro Conference Tournament, Hattiesburg, MS

1985-86 (12-16, 3-8 METRO)

11/23	West Georgia	(H)	67-57	W
11/26	Ga Southwest	(H)	51-58	L
11/29	Colorado State*	(A)	68-53	W
11/30	Monmouth (3OT)*	(A)	81-69	W
12/4	Tampa	(H)	88-77	W
12/6	Georgetown**	(H)	78-74	W
12/7	Radford (OT)**	(H)	80-87	L
12/16	Stetson	(A)	76-72	W
1/2	South Carolina	(A)	57-81	L
1/4	Virginia Tech	(A)	68-73	L
1/11	Louisville	(H)	67-64	W
1/13	Cincinnati	(H)	75-72	W
1/18	Central Florida	(A)	90-98	L
1/20	South Florida	(A)	58-47	W
1/22	Florida	(H)	68-77	L
1/24	Tulane	(H)	71-70	W
1/26	#11/13 Tennessee	(H)	43-89	L
1/30	Albany State	(A)	72-69	W
2/1	Memphis State	(A)	66-95	L
2/6	Southern Miss	(H)	76-89	L
2/8	Tulane	(A)	60-75	L
2/10	South Florida	(H)	78-68	W
2/13	Florida A&M	(H)	65-83	L
2/15	Southern Miss	(H)	76-89	L
2/19	Florida	(A)	76-81	L
2/22	#122 Memphis St	(A)	70-81	L
2/26	Stetson	(H)	68-74	L
3/1	Cincinnati+	(A)	45-77	L

*Pizza Hut Classic
 **Southern Invitational, Tallahassee, FL
 +Metro Conference Tournament, Columbia, SC

1986-86 HEAD COACH MARYNELL MERDORS

1986-87 (9-19, 5-7 METRO)

12/1	Albany State (OT)	(H)	71-72	L
12/5	Toledo*	(H)	80-64	W
12/6	Rice*	(H)	62-50	W
12/13	Stetson	(H)	50-55	L
12/15	Miami	(A)	75-74	W
12/16	Florida Atlantic	(A)	38-42	L
12/18	Alabama-Birm	(H)	75-62	W
12/30	Valdosta State	(H)	66-75	L

1/3	Virginia Tech	(A)	78-91	L
1/10	Louisville	(H)	66-63	W
1/12	Cincinnati	(H)	53-55	L
1/14	Florida	(A)	65-69	L
1/16	South Alabama	(A)	58-76	L
1/19	South Carolina	(H)	56-63	W
1/24	Southern Miss	(A)	64-62	W
1/26	Memphis State	(A)	68-75	W
1/29	Miami	(H)	73-80	L
1/31	Virginia Tech	(H)	70-65	W
2/3	South Alabama	(H)	64-99	L
2/7	Louisville	(A)	64-77	L
2/9	Cincinnati	(A)	70-50	W
2/12	Florida A&M	(H)	79-72	W
2/16	South Carolina	(A)	61-64	L
2/19	Florida	(H)	59-70	L
2/21	Southern Miss	(H)	75-84	L
2/23	Memphis State	(H)	67-94	L
2/25	New Orleans	(A)	59-87	L
3/5	Virginia Tech**	(N)	67-88	L

*Tallahassee Hilton Classic, Tallahassee, FL
 **Metro Conference Tournament, Blacksburg, VA

1987-88 (9-18, 4-8 METRO)

11/27	New Mexico St*	(N)	73-64	W
11/28	DePaul*	(N)	68-82	L
12/4	Wisconsin**	(H)	100-67	W
12/5	W Virginia (OT)**	(H)	68-58	W
12/12	Stetson	(A)	69-75	L
12/16	Ga Southern (OT)	(A)	83-77	W
12/18	North Carolina	(A)	79-82	L
1/3	#17/19 Georgia	(H)	72-91	L
1/6	Wisc-Green Bay	(H)	64-67	L
1/13	New Orleans	(H)	61-71	L
1/16	Memphis St (OT)	(H)	90-91	L
1/18	Southern Miss	(H)	60-69	L
1/21	Florida A&M	(H)	68-73	L
1/25	South Carolina	(H)	55-85	L
1/28	Valdosta State	(A)	77-83	L
1/30	Virginia Tech	(H)	61-59	W
2/1	Alabama	(H)	64-70	L
2/6	Cincinnati	(H)	59-70	L
2/8	Louisville	(H)	99-65	W
2/13	Memphis State	(A)	89-94	L
2/15	Southern Miss	(A)	68-84	L
2/20	Virginia Tech	(A)	81-97	L
2/22	South Carolina	(A)	86-96	L
2/27	Florida	(H)	71-55	W
3/8	Louisville	(A)	73-70	W
3/9	Cincinnati	(A)	66-58	W
3/10	Cincinnati+	(H)	76-78	L

*Coopers & Lybrand Invitational
 **Tallahassee Hilton Classic, Tallahassee, FL
 +Metro Conference Tournament, Tallahassee, FL

1988-89 (16-11, 7-5 METRO)

11/25	Central Michigan*	(N)	100-78	W
11/26	Miami*	(N)	85-96	L
12/2	UNC-Ashville**	(H)	99-58	W
12/3	Ga Southern**	(H)	105-78	W
12/11	Miami	(A)	79-88	L
12/13	Florida	(A)	60-65	L
12/17	Stetson	(H)	70-64	W
12/19	Alabama-Birm	(A)	84-68	W
1/2	Southern Miss	(H)	78-75	W
1/9	Memphis State	(H)	95-75	W
1/14	Cincinnati	(A)	45-66	L
1/16	Louisville	(A)	65-64	W
1/21	Virginia Tech	(A)	67-68	L
1/23	#16/15 S. Carolina	(A)	82-99	L
1/25	South Florida	(H)	85-74	W
1/28	Virginia Tech	(H)	69-66	W
1/30	Alabama	(A)	68-70	L
2/4	Southern Miss	(A)	66-84	L
2/6	Howard	(H)	101-73	W
2/9	Florida A&M	(H)	75-68	W
2/11	Cincinnati	(H)	62-57	W
2/13	Louisville	(H)	82-76	W
2/16	#5/6 Georgia	(A)	70-90	L
2/20	#14/19 S. Carolina	(H)	68-76	L
2/24	South Florida	(A)	94-85	W
3/2	Memphis State	(A)	89-80	W
3/8	Cincinnati+	(N)	47-57	L

*Lady Sunshine Classic, Lake Mary, FL
 **Tallahassee Hilton Classic, Tallahassee, FL
 +Metro Conference Tournament, Memphis, TN

1989-90 (21-9, 11-3 METRO)

11/24	S. Alabama (2OT)*	(N)	89-82	W
11/25	#13/12 LSU*	(A)	65-68	L
12/1	Miss State**	(H)	89-62	W
12/2	UNC-Charlotte**	(H)	50-63	L
12/6	Alabama	(A)	81-76	W
12/18	Stetson	(A)	77-70	W
12/30	Appalachian St	(H)	77-62	W
1/4	Ga. Southern	(A)	80-49	W

1/6	Virginia Tech	(A)	68-64	W
1/8	Tulane	(H)	103-66	W
1/10	Florida	(H)	63-62	W
1/13	Louisville (OT)	(H)	69-66	W
1/15	Cincinnati	(H)	61-44	W
1/17	#14/14 Auburn	(A)	63-80	L
1/22	#15/17 S. Carolina	(H)	72-75	L
1/28	#19/18 Southern Miss	(A)	73-77	L
1/28	Memphis State	(A)	72-62	W
2/3	Virginia Tech	(H)	69-52	W
2/5	Tulane	(A)	100-45	W
2/10	Louisville	(A)	77-62	W
2/12	Cincinnati	(A)	57-44	W
2/15	Florida A&M	(A)	87-60	W
2/17	Miami	(H)	95-66	W
2/21	#7/7 Georgia	(H)	76-80	L
2/24	#17/17 Southern Miss	(H)	97-72	W
2/26	Memphis State	(H)	98-60	W
3/3	#17/18 S. Carolina	(A)	59-75	L
3/8	Memphis State+	(A)	83-58	W
3/10	#22/20 Southern Miss+	(A)	78-90	L
3/14	#23 Penn State++	(H)	73-83	L

*LSU Crawfish Classic, Baton Rouge, LA
 **Tallahassee Hilton Classic, Tallahassee, FL
 +Metro Conference Tournament, Cincinnati, OH
 ++NCAA Tournament, Tallahassee, FL

1990-91 (25-7, 12-2 METRO)

11/23	Missouri-KC*	(N)	66-52	W
11/24	SW Missouri St*	(A)	63-68	L
12/1	Marquette**	(H)	110-75	W
12/2	#20/20 LSU**	(H)	89-82	W
12/7	#18/19 N. Illinois+	(H)	78-66	W
12/8	#1/1 Virginia+	(A)	77-92	L
12/17	Florida	(A)	79-78	W
12/19	Miami	(A)	76-62	W
1/7	Virginia Tech	(A)	78-64	W
1/12	Cincinnati	(H)	90-61	W
1/14	Louisville	(H)	83-70	W
1/16	Alabama	(H)	88-65	W
1/19	Memphis State	(A)	106-94	W
1/21	South Carolina	(A)	69-60	W
1/26	Southern Miss	(H)	96-76	W
1/28	Tulane	(H)	87-60	W
1/31	#4/4 Georgia	(A)	71-91	L
2/4	S. Carolina (2OT)	(H)	91-92	L
2/6	Stetson	(H)	114-71	W
2/9	Cincinnati	(A)	67-49	W
2/11	Louisville	(A)	86-52	W
2/14	#5/5 Auburn	(H)	64-79	L
2/16	Memphis State	(H)	101-77	W
2/18	Virginia Tech	(H)	76-53	W
2/23	Southern Miss	(A)	90-93	L
2/25	Tulane	(A)	104-66	W
2/28	Florida A&M	(H)	92-62	W
3/4	Cincinnati++	(N)	89-51	W
3/5	Louisville++	(A)	83-70	W
3/6	S. Carolina++	(N)	54-53	W
3/13	Appalachian St*	(H)	96-57	W
3/13	#10/11 W Kentucky*	(H)	69-72	L

*St. John's Lady Bear Classic, Springfield, MO
 **Tallahassee Hilton Classic, Tallahassee, FL
 +Cavalier Classic, Charlottesville, VA
 ++Metro Conference Tournament, Louisville, KY
 *NCAA Tournament, Tallahassee, FL
 \$NCAA Tournament, 2nd Round, Bowling Green, KY

1991-92 (17-11, 8-8 ACC)

11/23	Miami (OT)	(H)	71-69	W
11/29	#14/17 Lamar*	(N)	78-67	W
11/30	#19/ LSU (OT)	(A)	88-96	L
12/7	Montana State*	(H)	89-66	W
12/8	E Kentucky*	(H)	72-65	W
12/15	Florida (OT)	(H)	90-78	W
12/17	Georgia Tech*	(H)	68-70	L
1/3	#1/1 Virginia*	(H)	60-87	L
1/5	Wake Forest*	(A)	86-83	W
1/8	#4/4 Maryland*	(H)	64-79	L
1/11	Georgia Tech*	(A)	77-66	W
1/15	#17/17 Clemson*	(A)	73-80	L
1/19	#20/15 NC State*	(H)	76-75	W
1/21	Duke*	(H)	67-55	W
1/25	#25/25 N. Carolina*	(H)	70-61	W
1/27	#2/2 Virginia*	(A)	43-81	L
2/1	#15/19 Clemson*	(H)	79-66	W
2/5	#1/1 Maryland*	(A)	70-101	L
2/8	Duke*	(A)	61-53	W
2/10	#24/20 N. Carolina*	(A)	52-69	L
2/15	NC State*	(A)	86-79	W
2/17	Wake Forest*	(H)	64-67	L
2/19	Butler	(H)	68-71	L
2/22	Northern Illinois	(H)	99-74	W
2/26	Florida A&M	(A)	100-71	W
2/26	Florida Atlantic	(H)	96-64	W
2/29	Oral Roberts	(H)	104-59	W
3/6	North Carolina**	(N)	69-81	L

&LSU Crawfish Classic, Baton Rouge, LA
 * Dial Classic, Tallahassee, FL
 * ACC Game
 **ACC Tournament, Rock Hill, SC

1992-93 (13-14, 6-10 ACC)

12/1	Florida Atlantic	(H)	97-67	W
12/4	South Florida*	(H)</		



YEAR-BY-YEAR RESULTS

2/13	Florida Atlantic	(H)	69-55	W
2/16	Maryland*	(A)	66-59	W
2/18	#6/7 Virginia*	(A)	45-79	L
2/21	#17/16 Florida	(A)	62-81	L
2/23	Wake Forest*	(H)	61-66	L
3/3	Maryland**	(N)	56-72	L

&Montana State Classic
 *Dial Classic, Tallahassee, FL
 #San Juan Shootout, San Juan, PR
 *ACC Game
 **ACC Tournament, Rock Hill, SC

1995-96 (8-20, 2-14 ACC)

11/27	Florida Atlantic	(A)	69-46	W
12/1	#21 Florida*	(N)	56-74	L
12/2	South Florida*	(N)	56-55	W
12/6	#17/17 Duke*	(A)	30-92	L
12/10	Florida A&M	(A)	90-65	W
12/17	UT-Chattanooga	(H)	58-60	L
12/20	New Orleans	(H)	62-51	W
12/28	Missouri&	(A)	47-61	L
12/29	Temple&	(A)	67-72	L
12/30	Furman&	(A)	60-56	W
1/3	#24 N. Carolina*	(A)	59-67	L
1/7	Clemson*	(H)	74-87	L
1/9	#13/13 NC State*	(H)	71-76	L
1/14	Maryland*	(H)	49-72	L
1/16	#7/7 Virginia*	(A)	58-91	L
1/20	Wake Forest*	(H)	71-88	L
1/22	Georgia Tech*	(A)	65-97	L
1/27	#12/13 Duke*	(H)	47-61	L
1/31	Ge Tech (3OT)*	(H)	90-85	W
2/3	#17/18 Clemson*	(A)	53-70	L
2/9	North Carolina*	(H)	73-64	W
2/11	#15/17 NC State*	(A)	64-78	L
2/16	#10/10 Virginia*	(H)	40-81	L
2/18	Maryland*	(A)	63-75	L
2/22	Wake Forest*	(A)	52-54	L
2/26	#18/19 Florida	(H)	37-76	L
2/29	Georgia Tech**	(N)	64-51	W
3/3	#8/9 Virginia**	(N)	50-83	L

*Dial Classic, Coral Gables, FL
 &UCF Holiday Classic, Orlando, FL
 *ACC Game
 **ACC Tournament, Rock Hill, SC

1996-97 HEAD COACH CHRIS GOBRECHT

1996-97 (5-22, 0-16 ACC)

11/22	South Florida*	(N)	68-59	W
11/23	#20/22 Florida*	(N)	48-75	L
11/30	SW Missouri St	(A)	52-66	L
12/3	Florida A&M	(H)	91-59	W
12/7	#11/12 NC State*	(H)	52-88	L
12/14	Florida	(A)	59-77	L
12/18	Florida Atlantic	(H)	79-63	W
12/20	Central Florida	(H)	78-53	W
12/22	Stetson	(H)	80-56	W
12/30	Mississippi	(A)	52-75	L
1/3	#16/17 Duke*	(A)	46-87	L
1/5	Wake Forest*	(A)	68-79	L
1/8	#16/15 N. Carolina*	(H)	63-88	L
1/11	#20/16 Clemson*	(A)	63-74	L
1/15	Maryland*	(H)	58-65	L
1/19	#8/8 Virginia*	(H)	57-67	L
1/22	Georgia Tech*	(A)	51-75	L
1/26	#17/17 NC State*	(A)	36-75	L
1/30	Maryland*	(A)	59-79	L
2/2	#22/21 Duke*	(H)	70-77	L
2/5	Duquesne	(H)	58-61	L
2/10	Georgia Tech*	(H)	60-68	L
2/14	#5/6 N. Carolina*	(A)	56-82	L
2/16	#9/8 Virginia*	(A)	44-73	L
2/19	#21/22 Clemson*	(H)	47-71	L
2/23	Wake Forest*	(H)	59-63	L
2/27	Wake Forest**	(N)	59-70	L

*Dial Classic/Florida Four Challenge, Tampa, FL
 *ACC Game
 **ACC Tournament, Charlotte, NC

1997-PRESENT HEAD COACH SUE SEMRAU

1997-98 (9-18, 5-11 ACC)

11/16	Florida A&M	(A)	79-70	W
11/20	#9/8 Florida*	(A)	64-73	L
11/21	South Florida*	(A)	71-59	W
11/26	Mississippi	(H)	64-54	W
12/3	#25/23 NC State	(A)	60-72	L
12/5	Charleston S*	(H)	72-51	W
12/6	Fla International*	(H)	63-66	L
12/13	#4/4 Louisiana Tech	(A)	60-86	L
12/16	Clemson*	(H)	84-87	L
12/19	Duquesne	(A)	61-92	L

12/21	#22/24 SW Missouri St	(H)	57-68	L
1/2	#9/9 Virginia*	(A)	62-75	L
1/4	#5/4 N. Carolina*	(A)	77-103	L
1/8	Wake Forest*	(H)	64-63	W
1/16	#25/20 Duke*	(A)	76-96	L
1/18	Georgia Tech*	(A)	88-53	W
1/21	#10/12 Florida	(H)	57-69	L
1/23	Maryland*	(H)	53-50	W
1/25	#8/7 NC State*	(H)	62-72	L
1/29	#21/22 Clemson*	(A)	55-85	L
2/1	#16/13 Virginia (OT)*	(H)	76-83	L
2/4	#5/5 N. Carolina*	(H)	58-75	L
2/8	Wake Forest*	(A)	63-56	W
2/15	#13/14 Duke*	(H)	67-79	L
2/19	Georgia Tech*	(H)	77-56	W
2/22	Maryland*	(A)	49-77	L
2/26	#16/17 Clemson**	(N)	68-85	L

#Dial Classic, Gainesville, FL
 ^Tallahassee Democrat Seminole Classic, Tallahassee, FL
 *ACC Game
 **ACC Tournament, Charlotte, NC

1998-99 (7-20, 2-14 ACC)

11/14	Tulsa	(A)	76-67	W
11/19	#3/2 Louisiana Tech	(H)	72-88	L
11/22	Long Beach St*	(H)	94-64	W
11/23	Fla International*	(H)	62-75	L
12/2	#16/16 Duke*	(A)	72-91	L
12/5	#9/8 N Carolina (OT)*	(H)	101-112	L
12/14	South Florida	(H)	83-74	W
12/17	Pepperdine	(A)	82-75	L
12/19	Cal St. Fullerton	(A)	84-73	W
12/21	Western Carolina	(H)	83-39	W
12/30	#4/4 Georgia	(A)	72-95	L
1/2	Georgia Tech*	(A)	70-92	L
1/4	NC State*	(A)	54-65	L
1/7	#12/10 Clemson*	(A)	55-77	L
1/14	Wake Forest*	(H)	80-57	W
1/17	Maryland*	(A)	76-94	L
1/22	#19/21 Virginia*	(H)	71-80	L
1/25	#9/13 Duke*	(H)	75-92	L
1/28	#14/10 N. Carolina*	(A)	76-87	L
1/31	Georgia Tech*	(H)	78-86	L
2/4	NC State*	(A)	59-84	L
2/7	#17/18 Clemson*	(H)	67-71	L
2/11	Florida	(A)	89-106	L
2/15	Wake Forest*	(A)	68-80	L
2/18	Maryland*	(H)	69-63	W
2/21	#17/17 Virginia*	(A)	55-73	L
2/25	#8/9 Duke**	(N)	57-90	L

*Tallahassee Democrat Seminole Classic, Tallahassee, FL
 *ACC Game
 **ACC Tournament, Charlotte, NC

1999-00 (12-17, 4-12 ACC)

11/19	Tulsa	(H)	77-70	W
11/22	South Florida	(A)	74-84	L
11/26	UT-Chattanooga*	(H)	69-78	L
11/27	Oakland*	(H)	99-90	W
11/30	Mercer	(A)	74-62	W
12/7	Florida	(H)	74-82	L
12/19	Loyola	(A)	102-70	W
12/21	Chicago State	(A)	73-49	W
12/29	St. John's*	(N)	64-56	W
12/30	Florida Int'l\$	(A)	73-30	W
1/3	Wake Forest*	(A)	59-64	L
1/6	#3/3 NC State*	(H)	58-62	L
1/9	Virginia*	(H)	73-76	L
1/12	Maryland*	(A)	67-68	L
1/16	Georgia Tech*	(H)	93-64	W
1/20	North Carolina*	(A)	67-77	L
1/24	#9/9 Duke*	(H)	54-59	L
1/27	Clemson*	(H)	61-73	L
1/30	#11/11 Auburn	(H)	52-55	L
2/3	Wake Forest*	(H)	76-47	W
2/6	#11/8 NC State*	(A)	62-72	L
2/10	#22/21 Virginia*	(A)	59-74	L
2/13	Maryland*	(H)	66-52	W
2/17	Georgia Tech*	(A)	77-74	W
2/22	#23/23 N. Carolina*	(H)	74-78	L
2/24	#9/8 Duke*	(A)	52-87	L
2/27	Clemson*	(A)	58-75	L
3/4	Maryland**	(N)	65-60	W
3/5	#12/10 Duke**	(N)	65-92	L

\$Sun & Fun Classic, Miami, FL
 *Tallahassee Democrat Seminole Classic, Tallahassee, FL
 *ACC Game
 **ACC Tournament, Greensboro, NC

2000-01 (19-12, 9-7 ACC)

11/19	UNC-Asheville	(H)	89-64	W
11/21	Florida	(A)	65-79	L
11/25	Chicago State*	(H)	85-45	W
11/26	Virginia Tech*	(H)	77-57	W

11/28	UCF	(A)	68-37	W
12/2	UT-Chattanooga	(A)	67-72	L
12/10	Mercer	(H)	69-43	W
12/17	St. Francis (NY)	(A)	73-65	W
12/19	Fordham	(A)	73-52	W
12/28	Coppin State	(H)	86-49	W
12/30	#12/12 NC State*	(H)	74-70	W
1/5	Georgia Tech*	(A)	66-65	W
1/8	#5/5 Duke*	(H)	60-73	L
1/10	Maryland*	(H)	69-38	W
1/14	Wake Forest*	(A)	69-79	L
1/18	North Carolina*	(H)	62-75	L
1/21	#20/20 Clemson*	(A)	66-79	L
1/24	#12/4 Virginia*	(H)	60-58	W
1/29	#12/4 NC State*	(A)	66-85	L
2/1	#15/16 Xavier*	(A)	72-75	L
2/5	Georgia Tech*	(H)	89-69	W
2/8	#4/4 Duke*	(A)	71-69	W
2/11	Maryland*	(A)	77-65	W
2/15	Wake Forest*	(H)	73-61	W
2/18	UNC (OT)*	(A)	80-78	W
2/22	#22/Clemson*	(H)	49-63	L
2/25	Virginia*	(A)	65-77	L
3/3	Virginia**	(N)	83-77	W
3/4	#4/4 Duke**	(N)	56-72	L
3/16	Tulane%	(N)	72-70	W
3/18	#8/8 Iowa State%	(A)	70-85	L

*Tallahassee Democrat Seminole Classic, Tallahassee, FL
 *ACC Game
 **ACC Tournament, Greensboro, NC
 %NCAA Tournament, Ames, Iowa

2001-02 (13-15, 4-12 ACC)

11/18	Saint Mary's	(N)	78-57	W
11/20	Dayton	(N)	63-60	W
11/24	E Tenn State*	(H)	99-66	W
11/25	Saint Joseph's*	(H)	72-45	W
11/29	#19/18 Florida (OT)	(H)	74-78	L
12/2	Austin Peay	(H)	89-65	W
12/5	Georgia Tech*	(A)	87-78	W
12/7	Jacksonville	(H)	97-51	W
12/9	UCF	(H)	78-42	W
12/16	#25 Auburn	(A)	59-71	L
12/19	Indiana	(A)	62-61	W
12/21	IUPUI	(A)	78-68	W
12/30	Clemson*	(A)	70-74	L
1/2	#19/18 N. Carolina*	(H)	81-93	L
1/6	Maryland*	(A)	50-62	L
1/10	Wake Forest*	(A)	73-77	L
1/17	NC State*	(H)	80-74	W
1/20	Georgia Tech*	(H)	56-73	L
1/23	Virginia*	(A)	62-66	L
1/27	#4/6 Duke*	(H)	80-102	L
1/31	Clemson*	(H)	43-56	L
2/4	#24/23 N. Carolina*	(A)	63-93	L
2/7	Maryland*	(H)	60-55	W
2/9	Wake Forest*	(H)	63-56	W
2/14	NC State*	(A)	60-64	L
2/21	#5/5 Duke*	(A)	55-88	L
2/24	Virginia*	(H)	54-57	L
3/1	#4/4 Duke**	(N)	66-82	L

*Seminole Classic
 *ACC Game
 **ACC Tournament, Greensboro, NC

2002-03 (17-13, 8-8 ACC)

11/22	Alabama State*	(H)	89-61	W
11/23	Georgia State*	(H)	73-60	W
11/26	Florida	(A)	69-80	L
11/29	Wright State	(H)	84-69	W
12/3	Indiana	(H)	58-47	L
12/7	South Florida	(A)	82-78	W
12/15	Akron	(A)	75-46	W
12/18	Jacksonville	(A)	71-51	W
12/21	Northern Arizona	(A)	69-79	L
12/30	#3/2 Connecticut	(H)	55-74	L
1/2	Wake Forest*	(A)	63-61	W
1/5	UCF	(H)	77-47	W
1/8	NC State*	(H)	64-55	W
1/12	#10/9 N. Carolina*	(H)	53-74	L
1/16	Maryland*	(A)	76-61	W
1/20	Georgia Tech*	(H)	66-47	W
1/23	Virginia*	(H)	55-46	W
1/26	#1/1 Duke*	(A)	63-81	L
1/30	Clemson*	(A)	59-57	W
2/2	W. Forest (OT)*	(H)	62-60	W
2/9	NC State*	(A)	52-57	L
2/13	#8/7 N. Carolina*	(A)	56-72	L
2/16	Maryland*	(H)	61-66	L
2/19	Georgia Tech*	(A)	56-86	L
2/23	Virginia*	(A)	54-63	L
2/27	#2/2 Duke*	(H)	49-70	L
3/2	Clemson*	(H)	68-59	W
3/8	Georgia Tech**	(N)	59-64	L
3/20	Florida Int'l***	(H)	77-51	W

3/23	Auburn***	(A)	57-68	L
------	-----------	-----	-------	---

*Seminole Classic
 *AGG Game
 **ACC Tournament, Greensboro, NC
 ***WNIT

2003-04 (15-15, 7-9 ACC)

11/23	Savannah State	(H)	107-28	W
11/25	#1/1 Connecticut	(A)	53-81	L
11/29	UW-Milwaukee*	(H)	72-70	W
11/30	Harvard*	(H)	96-82	W
12/02	UCF	(A)	72-59	W
12/06	Florida	(H)	60-74	L
12/14	South Florida	(H)	65-58	W
12/20	#22/19 TCU#	(N)	68-81	L
12/21	Fairleigh Dickinson#	(N)	88-77	W
12/27	#			

YEAR-BY-YEAR RESULTS

1/5	#2/2 Duke*	(A)	68-87	L
1/8	Virginia*	(H)	60-46	W
1/16	#6/6 Maryland*	(A)	57-75	L
1/19	Clemson*	(H)	80-66	W
1/22	#4/3 N. Carolina*	(A)	51-68	L
1/29	Virginia*	(A)	67-58	W
2/2	Georgia Tech*	(A)	59-54	W
2/5	#24/ NC State*	(H)	75-61	W
2/9	Miami*	(A)	79-54	W
2/13	Virginia Tech*	(H)	69-76	L
2/17	Miami*	(H)	68-61	W
2/19	Clemson (OT)*	(A)	80-72	W
2/23	Wake Forest*	(H)	70-57	W
2/26	#17/19 Boston College*	(H)	71-60	W
3/3	NC State**	(N)	60-64	L
3/18	#18/16 La Tech*	(N)	80-71	W
3/20	#14/14 Stanford*	(N)	70-88	L

*Seminole Classic
 **ACC Game
 **ACC Tournament, Greensboro, NC
 %NCAA Tournament, Denver, CO

2006-07 (24-10, 10-4 ACC)

11/12	UAB	(H)	93-77	W
11/14	Fordham	(A)	84-34	W
11/17	S. Missouri	(A)	64-50	W
11/19	Oakland	(H)	74-69	W
11/24	Florida	(H)	88-66	W
11/27	Tulsa	(H)	60-43	W
11/30	Mississippi State	(A)	60-65	L
12/2	Fairfield	(N)	69-54	W
12/3	East Carolina	(A)	62-44	W
12/6	Stetson	(H)	70-44	W
12/9	UCF	(A)	75-66	W
12/17	Washington	(A)	65-84	L
12/20	San Francisco	(A)	64-67	L
1/2	High Point	(H)	67-39	W
1/4	Boston College*	(A)	72-53	W
1/7	Miami*	(H)	71-62	W
1/15	Virginia Tech*	(A)	70-60	W
1/18	Clemson*	(A)	61-60	W
1/21	#16/16 Georgia	(N)	65-70	L
1/25	#1/1 Duke*	(H)	60-73	L
1/28	Virginia*	(H)	63-47	W
2/1	Miami*	(A)	75-68	W
2/5	NC State*	(A)	51-68	L
2/9	Georgia Tech*	(H)	63-52	W
2/12	#2/2 N. Carolina*	(H)	59-80	L
2/15	#6/6 Maryland*	(H)	60-74	L
2/18	Virginia*	(A)	79-77	W
2/22	Clemson*	(H)	73-61	W
2/25	Wake Forest*	(A)	74-57	W
3/1	Wake Forest**	(N)	70-53	W
3/2	#24/25 NC State**	(N)	49-76	L
3/17	Old Dominion%	(N)	85-75	W
3/19	#5/5 Stanford%	(A)	68-61	W
3/24	#12/11 LSU %	(N)	43-55	L

*ACC Games
 **ACC Tournament (Greensboro, N.C.)
 %NCAA Tournament (Palo Alto, Calif.)
 \$ NCAA Sweet 16 (Fresno, Calif.)

2007-08 (19-14, 7-7 ACC)

11/9	at Florida Gulf Coast	(A)	93-53	W
11/11	North Florida	(H)	75-48	W
11/16	#24/ DePaul#	(A)	68-79	L
11/17	Florida International#	(N)	70-50	W
11/20	Fordham	(H)	77-42	W
11/23	Florida	(A)	81-78	W
11/30	Indiana &	(A)	85-78	W
12/2	Oakland	(A)	75-85	L
12/6	#12/11 Texas A&M	(A)	67-81	L
12/16	Alabama State	(H)	94-42	W
12/20	UAB	(A)	66-52	W
12/27	Samford	(H)	52-51	W
12/29	#7/7 Georgia (OT)!	(N)	62-71	L
12/30	Hofstra!	(N)	72-54	W
1/3	#11/11 LSU	(H)	61-73	L
1/6	Virginia Tech*	(H)	67-63	W
1/11	#12/13 Duke*	(A)	38-70	L
1/17	Wake Forest*	(H)	80-54	W
1/20	Clemson*	(A)	63-39	W
1/24	Miami (OT)*	(A)	75-70	W
1/26	Virginia (OT)*	(H)	66-69	L
2/03	Georgia Tech*	(A)	73-83	L
2/7	NC State*	(H)	57-54	W
2/10	Virginia*	(A)	58-77	L
2/17	#3/3 N. Carolina*	(A)	77-97	L
2/21	Boston College*	(H)	71-65	W
2/24	#4/4 Maryland (OT)*	(A)	84-92	L
2/28	MIAMI*	(H)	50-49	W
3/1	CLEMSON*	(H)	70-72	L
3/6	Wake Forest*	(N)	57-52	W
3/7	#12/12 Duke**	(N)	67-81	L
3/22	#25/25 Ohio State%	(N)	60-49	W
3/24	#13/13 Okla St (OT)%	(N)	72-73	L

DePaul Invitational (Chicago, Ill.)
 ! FIU Fun & Sun Classic (Miami, Fla.)
 *ACC Games
 **ACC Tournament (Greensboro, N.C.)
 %NCAA Tournament (Des Moines, Iowa)

2008-09 (26-8, 12-2 ACC)

11/16	Florida Gulf Coast	(H)	81-62	W
11/18	North Florida	(A)	60-49	W
11/20	College of Charleston	(H)	70-57	W
11/23	Florida	(H)	57-72	L
11/25	Southeast Missouri	(H)	62-31	W
11/28	Murray State#	(N)	85-50	W
11/29	Valparaiso#	(N)	74-80	L
12/3	Penn State	(H)	73-60	W
12/7	Temple	(A)	86-67	W
12/14	Mercer	(H)	74-54	W
12/18	Northern Colorado&	(N)	75-32	W
12/19	Washington &	(N)	60-62	L
12/21	#1/1 Connecticut&	(N)	71-83	L
12/28	LSU	(A)	61-57	W
12/31	UCF	(H)	82-70	W
1/5	#3/3 Texas A&M	(H)	60-53	W
1/8	Virginia Tech*	(H)	67-63	W
1/11	Clemson*	(H)	80-54	W
1/15	NC State*	(A)	64-59	W
1/18	#25 Georgia Tech*	(H)	59-49	W
1/23	#16/14 Virginia*	(A)	80-75	W
1/29	#3/7 Duke (OT)*	(H)	82-75	W
2/2	#13/9 Maryland*	(H)	72-71	L
2/5	Boston College*	(A)	64-53	W
2/8	Miami*	(A)	75-59	W
2/13	#8/7 N. Carolina*	(H)	77-70	W
2/19	Clemson*	(A)	75-58	W
2/22	Miami*	(H)	59-58	W
2/24	#22/19 Virginia*	(H)	63-68	L
3/1	Wake Forest*	(A)	58-47	W
3/6	Boston College**	(N)	83-71	W
3/7	#8/10 Duke**	(N)	57-75	L
3/21	North Carolina A&T%	(N)	83-71	W
3/23	#19/ Arizona State%	(N)	58-63	L

%Colorado State Rocky Mountain Invitational (Fort Collins, Colo.)
 &Caribbean Classic (Cancun, Mexico)
 *ACC Games
 **ACC Tournament (Greensboro, NC)
 %NCAA Tournament (Duluth, Ga.)

2009-10 (29-6, 12-2 ACC)

11/13	North Florida	(H)	79-50	W
11/17	Florida	(A)	66-62	W
11/20	Stetson	(H)	101-35	W
11/22	Georgia State	(A)	66-53	W
11/27	Auburn	(H)	82-67	W
11/29	Missouri	(H)	73-66	W
12/3	Indiana	(A)	78-50	W
12/6	Alcorn State	(H)	78-50	W
12/16	UCF	(A)	70-58	W
12/19	UTSA#	(N)	65-60	W
12/20	DePaul#	(N)	60-75	L
12/21	Hawaii#	(N)	83-39	W
12/28	#1/1 Connecticut	(H)	59-78	L
12/30	Western Carolina	(H)	80-47	W
1/3	Temple	(H)	77-64	W
1/7	#19/#19 Virginia*	(H)	68-50	W
1/10	Miami*	(A)	70-78	L
1/14	Clemson*	(A)	80-50	W
1/17	NC State*	(H)	74-71	W
1/21	Harvard	(H)	96-52	W
1/24	Boston College*	(H)	85-64	W
1/29	#7/7 Duke*	(A)	43-73	L
2/1	#13/#15 North Carolina*	(A)	83-73	W
2/7	Wake Forest*	(H)	83-38	W
2/11	Clemson*	(H)	67-50	W
2/15	Georgia Tech*	(A)	69-59	W
2/18	Virginia Tech*	(H)	78-68	W
2/22	#18/#18 Virginia*	(A)	59-58	W
2/25	Miami*	(H)	87-62	W
2/28	Maryland*	(A)	94-61	W
3/5	Boston College**	(N)	60-67	L
3/20	Louisiana Tech!	(N)	75-61	W
3/22	St. John's (OT)!	(N)	66-65	W
3/28	Mississippi State!	(N)	74-71	W
3/30	#1/#1 Connecticut*	(N)	50-90	L

Duel in the Desert (Las Vegas, Nev.)
 *ACC Games
 **ACC Tournament (Greensboro, NC)
 !NCAA Tournament 1st and 2nd Rounds (Tallahassee, Fla.)
 %NCAA Tournament (Dayton, Ohio)

2010-11 (24-8, 11-3 ACC)

11/12	Alabama State	(H)	89-39	W
11/15	Auburn	(A)	67-61	W
11/18	Colorado State	(H)	63-52	W
11/21	Vanderbilt	(H)	72-66	W

11/26	Alabama#	(N)	68-61	W
11/27	Arizona State#	(N)	65-55	W
12/1	#25 Michigan State	(H)	64-72	L
12/4	Western Carolina	(N)	68-48	W
12/12	Jacksonville State	(H)	87-39	W
12/15	UCF	(H)	69-51	W
12/18	Yale	(A)	85-91	L
12/21	#1/1 Connecticut	(A)	62-93	L
12/28	Florida	(H)	74-72	W
12/30	Stetson	(H)	92-44	W
1/2	Missouri	(A)	75-43	W
1/6	Virginia Tech*	(A)	79-48	W
1/9	Virginia*	(H)	61-51	W
1/14	#3/3 Duke*	(H)	70-87	L
1/20	Clemson*	(A)	83-73	W
1/24	#22/17 Miami*	(H)	66-59	W
1/27	Boston College*	(A)	102-93	W
1/30	NC State*	(A)	76-69	W
2/2	#12/15 North Carolina*	(H)	75-84	L
2/7	Virginia*	(A)	78-74	W
2/11	Georgia Tech*	(H)	73-60	W
2/17	Wake Forest*	(A)	82-79	W
2/20	#17/6 Maryland*	(H)	72-66	W
2/24	#14/12 Miami*	(A)	68-84	L
2/27	Clemson*	(H)	67-50	W
3/4	#19/19 North Carolina**	(N)	65-78	L
3/20	Samford%	(N)	76-46	W
3/22	Georgia%	(N)	59-61	L

Junkanoo Jam (Grand Bahama Island, Bahamas)
 *ACC Games
 **ACC Tournament (Greensboro, N.C.)
 %NCAA Tournament 1st and 2nd Rounds (Auburn, Ala.)

2011-12 (14-17, 6-10 ACC)

11/11	USF (1)	(N)	62-49	W
11/12	Minnesota (1)	(N)	68-56	W
11/13	Arkansas (1)	(N)	52-55	L
11/17	Florida	(A)	58-72	L
11/21	Georgia State	(H)	94-74	W
11/25	#11/12 Louisville	(H)	76-85	L
11/27	Nebraska	(H)	63-66	L
11/30	#17/18 Ohio State (OT) (2)	(A)	75-78	L
12/4	Charlotte	(H)	64-62	W
12/10	Akron	(A)	90-64	W
12/19	Alabama A&M	(H)	86-41	W
12/22	#25/23 Vanderbilt	(A)	59-64	L
12/28	Yale	(H)	92-58	W
12/30	UCF	(A)	60-47	W
1/2	#5/5 Maryland*	(H)	70-91	L
1/5	Clemson*	(H)	59-47	W
1/13	Virginia Tech*	(A)	75-40	W
1/13	#7/6 Duke*	(A)	66-73	L
1/15	#13/11 Miami*	(H)	57-60	L
1/19	Boston College*	(A)	68-59	W
1/22	Georgia Tech*	(H)	55-79	L
1/27	NC State*	(A)	67-64	W
1/29	Virginia*	(A)	52-62	L
2/5	Virginia Tech*	(H)	78-60	W
2/9	Wake Forest*	(A)	55-65	L
2/12	#5/5 Duke*	(H)	57-67	L
2/15	North Carolina*	(H)	66-71	L
2/19	#6/6 Miami*	(A)	60-67	L
2/23	Clemson*	(H)	74-52	W
2/26	Virginia*	(H)	57-66	L
3/1	NC State**	(N)	71-74	L

1 WBI Tipoff Classic (Daytona Beach, Fla.)
 2 Big Ten/ACC Challenge
 *ACC Games
 **ACC Tournament (Greensboro, N.C.)

2012-13 (23-10, 11-7 ACC)

11/11	Samford	(H)	77-42	W
11/15	Florida	(H)	98-67	W
11/18	Stetson	(H)	77-44	W
11/23	Eastern Kentucky (1)	(N)	90-51	W
11/24	#17 Vanderbilt (1)	(N)	73-59	W
11/28	Iowa (2)	(H)	83-69	W
12/2	Charlotte	(A)	70-54	W
12/8	#22 Nebraska	(A)	77-78	L
12/15	Grambling State	(H)	96-60	W
12/19	Mercer	(H)	94-42	W
12/22	UNC Greensboro	(A)	93-63	W
12/30	Boston College*	(H)	76-70	W
1/3	Georgia Tech*	(A)	85-78	W
1/6	#8 Maryland*	(A)	64-71	L
1/10	Wake Forest*	(H)	72-80	L
1/13	#24 Miami*	(H)	86-55	W
1/17	Boston College*	(A)	67-57	W
1/20	NC State*	(A)	82-74	W
1/25	Georgia Tech*	(H)	76-71	W
1/27	Virginia Tech*	(H)	70-56	W
1/31	#11 North Carolina*	(A)	62-72	L
2/3	Clemson*	(H)	83-61	W
2/10	Miami*	(A)	93-78	W
2/14	NC State*	(H)	69-76	L

2/17	#14 North Carolina*	(H)	80-73	W
2/22	#4 Duke*	(A)	50-61	L
2/24	Virginia Tech*	(A)	52-71	L
2/28	#9 Maryland*	(H)	72-71	W
3/3	Virginia*	(A)	60-72	L
3/8	Miami**	(N)	70-58	W
3/9	#6 Duke**	(N		



RADIO/TV INFORMATION

2015-16 FSU WOMEN'S BASKETBALL TV SCHEDULE

DATE	OPPONENT	TIME	STATION
Nov. 16	at Florida	5:30 p.m.	SEC Network
Nov. 19	Tulane	7 p.m.	ESPN3
Nov. 22	UAB	5 p.m.	ESPN3
Nov. 24	UNF	11 a.m.	ESPN3
Dec. 3	Rutgers (Big Ten/ACC)	7 p.m.	ESPN3
Dec. 6	Temple	2 p.m.	ESPN3
Dec. 11	vs. Connecticut	6 p.m.	ESPN2
Dec. 15	Mercer	6:30 p.m.	ESPN3
Dec. 19	Murray State	2 p.m.	ESPN3
Dec. 21	at Arizona State	5 p.m.	ESPNU
Dec. 28	Jacksonville	7 p.m.	ESPN3
Jan. 1	at Louisville	4 p.m.	ESPNU
Jan. 7	Boston College	7 p.m.	ESPN3
Jan. 10	Georgia Tech	4 p.m.	RSN
Jan. 17	at Pitt	2 p.m.	ESPN3
Jan. 21	Virginia	7 p.m.	ESPN3
Jan. 24	at Miami	1 p.m.	ESPN3
Jan. 31	Virginia Tech	2 p.m.	ESPN3
Feb. 7	Clemson	2 p.m.	ESPN3
Feb. 11	at Duke	7 p.m.	ESPN3
Feb. 14	North Carolina	2 p.m.	ESPN2
Feb. 18	at Syracuse	7 p.m.	RSN
Feb. 22	Notre Dame	7 p.m.	ESPN2
Feb. 28	Miami	3 p.m.	ESPN2 or ESPN3

2015-16 FSU WOMEN'S BASKETBALL ON THE RADIO AT WQTL-FM 106.1



Different by Definition



JONATHAN SCHILLACE



MELISSA BRUNER

Florida State fans can follow the Seminoles whether on the road or at home on the new radio station for FSU Women's Basketball - WQTL (106.1 FM). Every regular season and postseason game can be heard throughout the season, as well as pre-game talk and post-game interviews with head coach Sue Semrau and a few selected student-athletes.

Every game will also be broadcast for free this season over the internet on Seminoles.com, the official athletics website of Florida State University.

Jonathan Schillace is in his third season as the play-by-play broadcaster. However, Schillace is no stranger to the program; in 2011, he called pre-season games and in 2012 called 10 home games as well as the San Juan Shootout in Puerto Rico before completing his first full season in 2013-14. He is the co-host of the "Sue Semrau TV Show" and is in his third year as the coordinating producer for the Seminole IMG Sports Network football broadcasts, which includes football games and the Jimbo Fisher call-in show every Wednesday night throughout football season.

Two years ago, Schillace was promoted to Assistant Director in the Digital Media Department. Schillace produces video content for the university's official athletics website, Seminoles.com. He is the creative mind behind the wildly-popular "Schillace in Your Face" online videos. He is a

recent graduate of Florida State University where he earned his undergraduate degree in business management in the spring of 2012 and a Master's in sport management in the summer of 2013.

In addition to providing play-by-play for the FSU women's basketball team, Schillace has also done color commentary for FSU baseball, play-by-play for FSU soccer, and ESPN3 play-by-play for Seminole softball and volleyball.

Prior to his work with Seminoles.com, Schillace was an anchor with WFSU, a reporter/producer with FSU Headlines and interned with WTSP, the CBS affiliate in the Tampa Bay area.

Joining Schillace will be color analyst Melissa Bruner. Bruner is the women's basketball Director of Basketball Operations and is in her ninth season providing radio and TV analysis for the Seminoles. Bruner also serves as a color analyst for many of Florida State's ESPN3 matchups at home, breaking down each game and giving off her insightful and introspective knowledge of FSU Women's Basketball.

Also joining the broadcast team in 2015-16 will be FSU associate sports information director Bob Thomas, who has filled in several games before. Graduate Assistant Morgan Toles will also serve as a color commentator in certain games.



2015-16 FLORIDA STATE WOMEN'S BASKETBALL



ADUT BULGAK
C - 6-4 - Sr.
Edmonton, Canada
Trinity Valley College

2



EMIAH BINGLEY
G - 5-7 - Sr.
Kansas City, Mo.
Iowa State

3



RACHEL ANTONIADOU
G - 5-9 - Fr.
Ripplebrook, Victoria
Dandenong Rangers

4



LETICIA ROMERO
G - 5-8 - Jr.
Las Palmas, Spain
Kansas State

10



MARIA CONDE
F - 6-1 - Fr.
Madrid, Spain
Estudiantes

11



BRITTANY BROWN
G - 5-8 - Jr.
Fort Walton Beach, Fla.
Choctawhatchee HS

12



SHAKAYLA THOMAS
F - 5-11 - So.
Sylacauga, Ala.
Sylacauga HS

20



IVEY SLAUGHTER
F - 6-1 - Jr.
Macon, Ga.
Tattnall Square Academy

23



AMA DEGBEON
C - 6-2 - So.
Grünberg, Germany
Grünberg HS

25



IMANI WRIGHT
G - 5-9 - R-So.
Hooks, Texas
Baylor

32



KAI JAMES
C - 6-5 - Jr.
West Palm Beach, Fla.
Dwyer HS

42



SUE SEMRAU
Head Coach



LANCE WHITE
Associate Head Coach



BROOKE WYCKOFF
Assistant Coach



DANIELLE ATKINSON
Assistant Coach



DATE	TIME (ET)	OPPONENT	LOCATION	TV
November 8	2pm	WEST FLORIDA (exhibition)	Tallahassee, Fla.	-
November 16	5:30pm	at Florida	Gainesville, Fla.	SEC Network
November 19	7pm	TULANE	Tallahassee, Fla.	ESPN3
November 22	5pm	UAB	Tallahassee, Fla.	ESPN3
November 24	11am	NORTH FLORIDA	Tallahassee, Fla.	ESPN3
November 27	2pm	at LIU-Brooklyn [^]	Brooklyn, N.Y.	-
November 28	2pm	vs. Sam Houston State [^]	Brooklyn, N.Y.	-
December 3	7pm	RUTGERS [#]	Tallahassee, Fla.	ESPN3
December 6	2pm	TEMPLE	Tallahassee, Fla.	ESPN3
December 11	6pm	vs. Connecticut ^{&}	Uncasville, Conn.	ESPN2
December 15	6:30pm	MERCER	Tallahassee, Fla.	ESPN3
December 19	2pm	MURRAY STATE	Tallahassee, Fla.	ESPN3
December 21	5pm	at Arizona State	Tempe, Ariz.	ESPNU
December 28	7pm	JACKSONVILLE	Tallahassee, Fla.	ESPN3
January 1	4pm	at Louisville [*]	Louisville, Ky.	ESPNU
January 7	7pm	BOSTON COLLEGE [*]	Tallahassee, Fla.	ESPN3
January 10	4pm	GEORGIA TECH [*]	Tallahassee, Fla.	RSN
January 14	7pm	at Clemson [*]	Clemson, S.C.	-
January 17	2pm	at Pitt [*]	Pittsburgh, Pa.	ESPN3
January 21	7pm	VIRGINIA [*]	Tallahassee, Fla.	ESPN3
January 24	1pm	at Miami [*]	Miami, Fla.	ESPN3
January 28	7pm	at Wake Forest [*]	Winston-Salem, N.C.	-
January 31	2pm	VIRGINIA TECH [*]	Tallahassee, Fla.	ESPN3
February 7	2pm	CLEMSON [*]	Tallahassee, Fla.	ESPN3
February 11	7pm	at Duke [*]	Durham, N.C.	ESPN3
February 14	2pm	NORTH CAROLINA [*]	Tallahassee, Fla.	ESPN2
February 18	7pm	at Syracuse [*]	Syracuse, N.Y.	RSN
February 22	7pm	NOTRE DAME [*]	Tallahassee, Fla.	ESPN2
February 25	7:30pm	at NC State [*]	Raleigh, N.C.	-
February 28	3pm	MIAMI [*]	Tallahassee, Fla.	ESPN2/ESPN3

[^]LIU Turkey Classic

[#]BIG/ACC Challenge

[&]Hall of Fame Holiday Showcase

^{*}ACC Games